**AGENDA**

**MONROE COUNTY BUDGET MEETING**
**July 18, 2023**
**10:00 AM**

**The Board will convene at the Marathon Government Center**
**2798 Overseas Highway, Marathon, FL 33050**
**The meeting is open to the public.**
**Members of the public can also attend will be via Communications Media Technology at:**
**Zoom webinar: https://mcbocc.zoom.us/j/82859015948**
**To report problems with the broadcast or Zoom webinar, please call (305) 872-8831.**

***ADA ASSISTANCE: If you are a person with a disability who needs special accommodations in order to participate in this proceeding, please contact the County Administrator's Office, by phoning (305) 292-4441, between the hours of 8:30 a.m. - 5:00 p.m., prior to the scheduled meeting; if you are hearing or voice impaired, call "711". Live Closed Captioning is available via the MCTV portal @ https://cloud.castus.tv/vod/monroe/video/60832c9dcf67bb7ac0c21791?page=HOME&type=live for meetings of the Monroe County Board of County Commissioners.***

***A person may submit written comments or other physical evidence on a particular agenda item for consideration at the BOCC meeting via email to Lindsey Ballard @ ballard-lindsey@monroecounty-fl.gov County Administrator's Office, no later than 3:00 P.M. on the Monday prior to the meeting. The email must include the submitter's name, address, phone number and email address and the agenda item number the documents/comments are regarding. Any intellectual property submitted must include the appropriate authorization for use. For additional assistance, please call (305) 292-4441 or email your inquiry to: ballard-lindsey@monroecounty-fl.gov.***

**Please note that all time appoximate items are listed in bold.**

**TIME APPROXIMATE** **REGULAR MEETING**

**10:00 A.M.** **Call to Order**
**Salute to Flag**

**CALL TO ORDER**

**SALUTE TO FLAG**

**A. ADDITIONS, CORRECTIONS AND DELETIONS**

A1. Approval of agenda.

**B. FISCAL YEAR 2024 BUDGET PRESENTATION**

B1. Presentation by County Administrator Roman Gastesi and Budget and Finance Director Tina Boan.

**C. AVAILABLE FOR DISCUSSION OF FISCAL YEAR 2024 BUDGET REQUESTS IF NEEDED**

C1. 1. Constitutional Officers: Clerk of Court Sheriff Property Appraiser Supervisor of Elections State Attorney Public Defender Judicial 2. Health Department 3. Medical Examiner 4. Tourist Development

**ADJOURNMENT**

**D. LAND AUTHORITY DISCUSSION AND DIRECTION OF FY24 BUDGET REQUEST**

D1. Review of the Monroe County Comprehensive Plan Land Authority Fiscal Year 2024 Budget.

**ADJOURNMENT**

**E. ANNOUNCEMENT OF MILLAGE RATES AND PUBLIC BUDGET HEARINGS**

**F. BUDGET AND FINANCE**

F1. Transmittal of the County Administrator's Fiscal Year 2024 Recommended Budget.

F2. Approval of various resolutions for the transfer of funds and resolutions for the receipt of unanticipated revenue.

**G. SOLID WASTE**

G1. A Public Hearing to consider Approval of a Resolution adopting the final Residential Sold Waste Collection, Disposal, and Recycling non ad valorem special assessment rates for fiscal year 2023/2024. The final rate will increase by $11.15 per year (2.5%) to $457.15 per household/unit.

G2. A Public Hearing to consider approval of a Resolution establishing the final per month Solid Waste Collection Service Rates for commercial property in the various Solid Waste Collection Franchisee Areas, for Fiscal Year 2024.

**H. COMMISSIONER'S COMMENTS**

A1

# COUNTY of MONROE
**The Florida Keys**

**BOARD OF COUNTY COMMISSIONERS**
Mayor Craig Cates, District 1
Mayor Pro Tem Holly Merrill Raschein, District 5
Michelle Lincoln, District 2
James K. Scholl, District 3
David Rice, District 4

## Budget Meeting Meeting
## July 18, 2023
## Agenda Item Number: A1
## 2023-1271

---

**BULK ITEM:** **DEPARTMENT:** Administration

**TIME APPROXIMATE:** **STAFF CONTACT:**

---

**AGENDA ITEM WORDING:** Approval of agenda.

---

**ITEM BACKGROUND:**

---

**PREVIOUS RELEVANT BOCC ACTION:**

---

**CONTRACT/AGREEMENT CHANGES:**

---

**STAFF RECOMMENDATION:** Approve

---

**DOCUMENTATION:**

---

**FINANCIAL IMPACT:**

# COUNTY of MONROE
**The Florida Keys**

**BOARD OF COUNTY COMMISSIONERS**
Mayor Craig Cates, District 1
Mayor Pro Tem Holly Merrill Raschein, District 5
Michelle Lincoln, District 2
James K. Scholl, District 3
David Rice, District 4

## Budget Meeting Meeting
## July 18, 2023
## Agenda Item Number: B1
## 2023-1272

---

**BULK ITEM:** **DEPARTMENT:** Administration

**TIME APPROXIMATE:** **STAFF CONTACT:**

---

**AGENDA ITEM WORDING:** Presentation by County Administrator Roman Gastesi and Budget and Finance Director Tina Boan.

---

**ITEM BACKGROUND:**

---

**PREVIOUS RELEVANT BOCC ACTION:**

---

**CONTRACT/AGREEMENT CHANGES:**

---

**STAFF RECOMMENDATION:**

---

**DOCUMENTATION:**

---

**FINANCIAL IMPACT:**

C1

# COUNTY of MONROE
**The Florida Keys**

**BOARD OF COUNTY COMMISSIONERS**
Mayor Craig Cates, District 1
Mayor Pro Tem Holly Merrill Raschein, District 5
Michelle Lincoln, District 2
James K. Scholl, District 3
David Rice, District 4

## Budget Meeting Meeting
## July 18, 2023
## Agenda Item Number: C1
## 2023-1273

---

**BULK ITEM:** **DEPARTMENT:** Administration

**TIME APPROXIMATE:** **STAFF CONTACT:**

---

**AGENDA ITEM WORDING:** 1. Constitutional Officers:

- Clerk of Court
- Sheriff
- Property Appraiser
- Supervisor of Elections
- State Attorney
- Public Defender
- Judicial

2. Health Department
3. Medical Examiner
4. Tourist Development

---

**ITEM BACKGROUND:**

---

**PREVIOUS RELEVANT BOCC ACTION:**

---

**CONTRACT/AGREEMENT CHANGES:**

---

**STAFF RECOMMENDATION:**

---

**DOCUMENTATION:**

---

**FINANCIAL IMPACT:**

D1

# COUNTY of MONROE
**The Florida Keys**

**BOARD OF COUNTY COMMISSIONERS**
Mayor Craig Cates, District 1
Mayor Pro Tem Holly Merrill Raschein, District 5
Michelle Lincoln, District 2
James K. Scholl, District 3
David Rice, District 4

## Budget Meeting Meeting
## July 18, 2023
## Agenda Item Number: D1
## 2023-1162

---

**BULK ITEM:** No

**DEPARTMENT:** Land Authority Governing Board

**TIME APPROXIMATE:**

**STAFF CONTACT:** Christine Hurley

---

**AGENDA ITEM WORDING:** Review of the Monroe County Comprehensive Plan Land Authority Fiscal Year 2024 Budget.

---

**ITEM BACKGROUND:**
See attached Memorandum.

---

**PREVIOUS RELEVANT BOCC ACTION:**
N/A

---

**CONTRACT/AGREEMENT CHANGES:**
N/A

---

**STAFF RECOMMENDATION:** Approval

---

**DOCUMENTATION:**

Budget2024JuneCoverMemoFinal.pdf

---

**FINANCIAL IMPACT:**
N/A

MONROE COUNTY LAND AUTHORITY
1200 Truman Avenue, Suite 207, Key West, FL 33040
Phone: (305) 295-5180 Fax: (305) 295-5181

**MEMORANDUM**

To: Land Authority Governing Board

From: Christine Hurley, AICP, Executive Director

Date: June 15, 2023

Subject: Proposed Budget for Fiscal Year 2024

---

Attached please find the Land Authority's proposed budget for fiscal year 2024. This memo provides an overview and discussion of the proposed budget, revenues, and trends.

Total Budget Summary:

The proposed budget for FY 2024 is $35,418,143, which corresponds to a $3,479,580 increase compared to the amended FY23 Budget of $31,938,563.

The FY23 Budget was amended in June, 2023 because during the FY2022 audit, the auditors, RSM US LLP, requested construction funding and forgivable mortgages be booked as Operating Expenses instead of Capital Outlay Expenses. In addition, the Land Authority approved a consultant contract to provide buying services to increase acquisitions. Therefore, $1,353,989 was moved to special operating and $50,000 was moved to general operating. The total budget amount of $31,938,563 for FY2023 remained the same.

Revenue Summary:

Of the total budget, anticipated revenues are expected to be:

- $6,992,070 from incoming tourist impact tax ($2,962,155 from Key West and $3,280,428 from the County/Other Cities, as well as Park Surcharge and administrative revenue [$378,837 + $370,650)
- $4,481,000 from Sale of Land to the State of Florida *
- $25,809,186 fund balance and interest
- Less a 5% reserve of (-$1,864,113)

*As you know, the Land Authority has been working in partnership with the State of Florida Department of Environmental Protection (DEP) to pre-acquire lands in the Florida Forever boundary and then "resell" the conservation land to DEP to help them fulfill their $5 Million goal from the Florida Keys Stewardship Act.

Appropriations Summary:

Key Appropriations for FY2024 land purchases or affordable housing (capital outlay) and reserves are:

- $14,112,837 for use in the Florida Keys Area of Critical State Concern (Unincorporated County and incorporated Cities, except Key West
- $3,293,248 for ROGO Reserve Account (used for Administrative Relief and lawsuit settlements)
- $15,850,058 for use in Key West Area of Critical State Concern
- $1,000,000 for Reserves (Contingency and End of Year Cash)
- $1,152,000 for Salaries and General Operating

Overview of Revenues

The Land Authority receives no property tax revenue and therefore the Board does not need to adopt a millage rate for this budget. The Land Authority's two primary sources of recurring revenue are collected at rates previously fixed by the Florida Legislature and by local ordinance. These revenues consist of:

1) Park Surcharge: a surcharge on admissions and camping at the State parks in unincorporated Monroe County and

2) Tourist Impact Tax: half of the one-penny tourist impact tax charged on lodging in the Keys.

By statute, the other half of the tourist impact tax goes to the County general fund as a payment in lieu of taxes (since purchasing land by government removes the value from the tax roll) and therefore does not appear in the Land Authority budget. Additionally, over the years the Land Authority has also received various other revenues such as grants, proceeds from the sale of land, mortgage loan repayments, and interest income.

The amount of park surcharge revenue and tourist impact tax revenue that can be spent on administrative expenses is limited to 10% and 5%, respectively, and is therefore supplemented with other available revenue and unassigned fund balance to fund operating expenses and maintain existing staffing levels.

***Key West***

Tourist Impact Tax

Within the City of Key West, the Tourist Impact Tax revenue collected from lodging establishments is dedicated to be spent in Key West. This chart demonstrates the revenue since the creation of the Land Authority. As you can see, 2021 had a sharp increase in revenue, after the COVID shutdown in 2020 and 2022 was even higher, although, year to date in 2023 is showing a decrease over 2022.

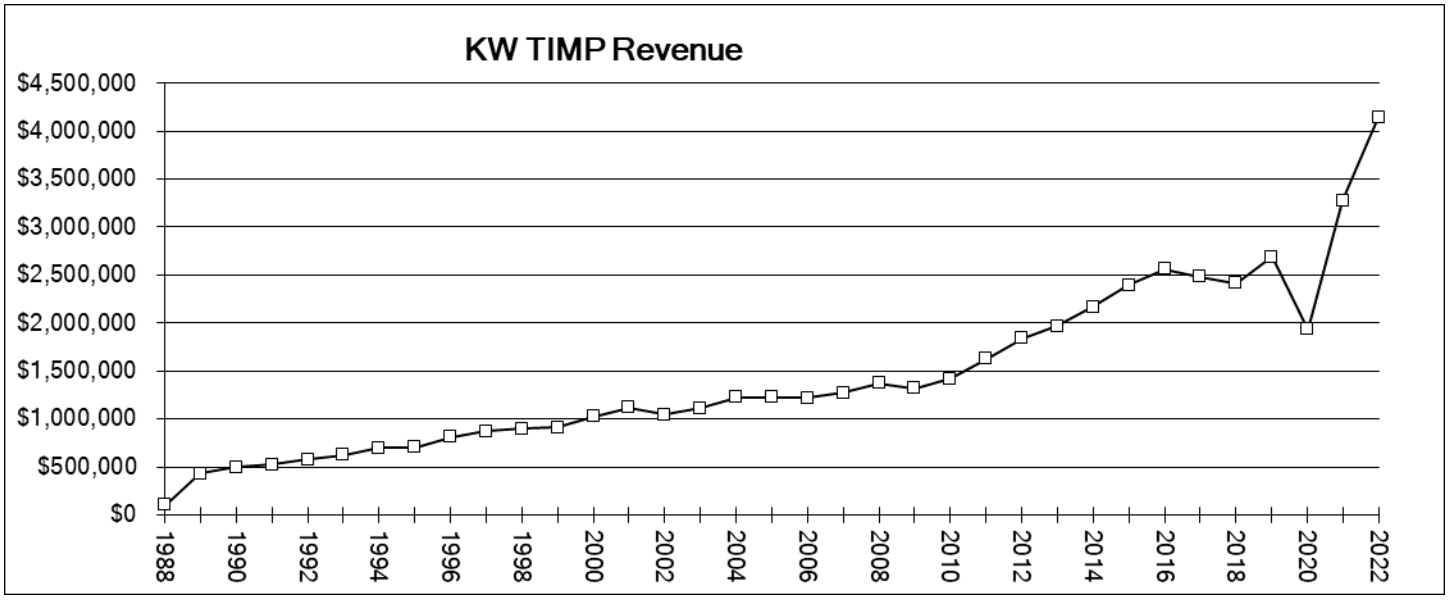

***The Florida Keys***

Tourist Impact Tax

Within the unincorporated County and Cities, excluding the City of Key West, the Tourist Impact Tax revenue collected from lodging establishments is dedicated to be spent in these areas. This chart demonstrates the revenue since the creation of the Land Authority. As you can see, 2021 had a sharp increase in revenue, after the COVID shutdown in 2020 and 2022 increased as well, with year to date in 2023 showing a decrease over 2022.

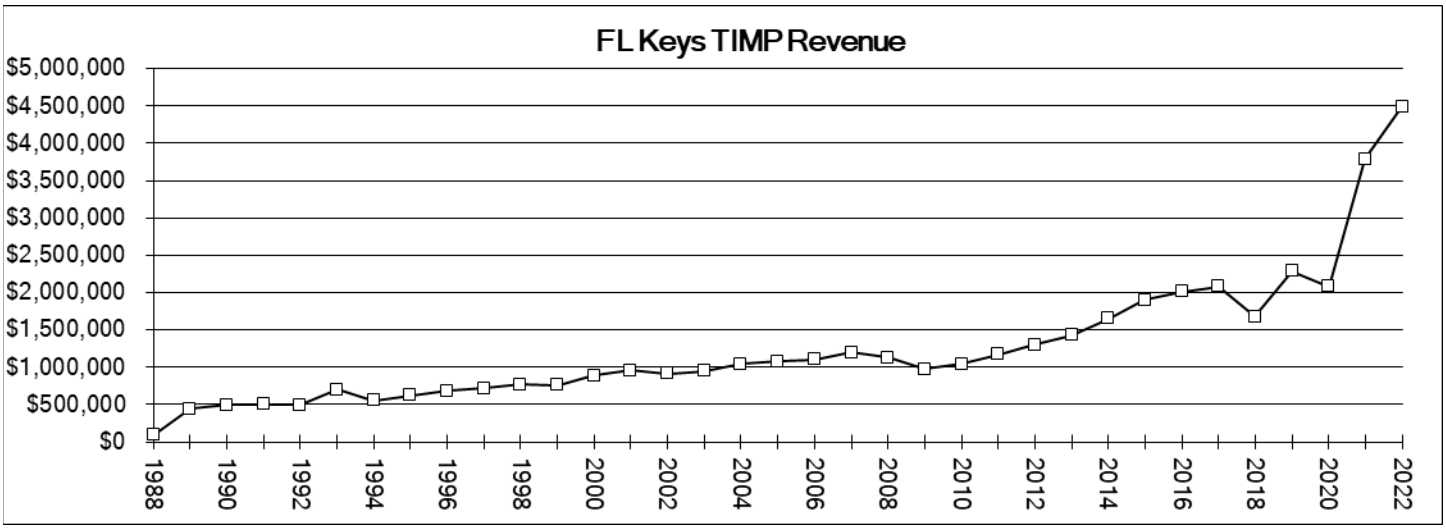


Park Surcharge

The State parks located within unincorporated Monroe County send the park surcharge revenue to the Land Authority. The State parks located within a municipality send the park surcharge revenue directly to that municipality and therefore, these funds are not available for the Land Authority programs.

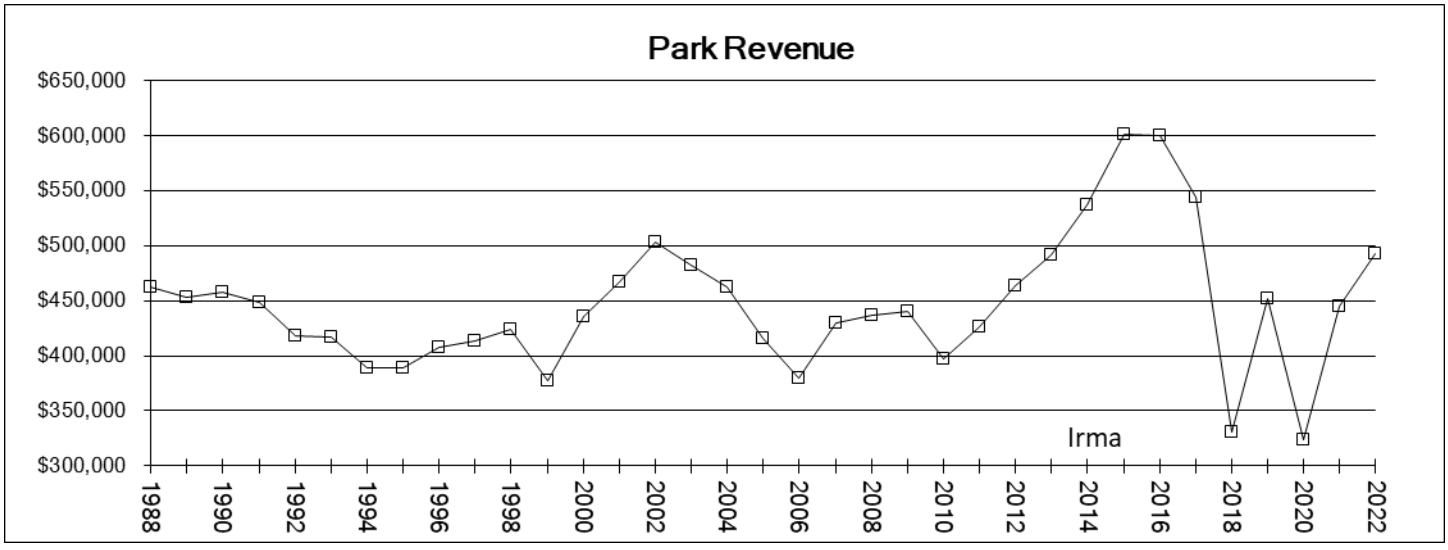

***State of Florida Department of Environmental Protection (DEP)***

Stewardship Act

The Stewardship Act documented the State and County partnership and outlined the urgency in purchasing land in the Florida Keys to retire development rights, as well as protect the natural environment. The goal within the Act is for the State to spend $5 million per year on land acquisition in the Florida Forever Boundary. The table below demonstrates the annual expenditures by DEP, since passage of the Florida Keys Stewardship Bill:

| STATE FISCAL YEAR | STATE PURCHASES FROM PRIVATE SELLERS* | STATE PURCHASES OF PRE-ACQUIRED LAND FROM MCLA* | TOTAL STATE PURCHASES* |
|---|---|---|---|
| 2017 | $0 | $0 | $0 |
| 2018 | $709,246 | $0 | $709,246 |
| 2019 | $2,037,381 | $0 | $2,037,381 |
| 2020 | $1,177,841 | $0 | $1,177,841 |
| 2021 | $695,492 | $0 | $695,492 |
| 2022 | $89,732 | $607,323 | $697,055 |
| 2023 | $199,288 | $2,818,957 | $3,018,245 |
| TOTAL | $4,908,980 | $3,426,280 | $8,335,260 |

*Includes soft costs such as Appraisals, surveying, etc.

The real estate market in the Keys has been rapidly increasing since adoption of the Act. DEP has found it difficult to purchase land quickly and to meet the sales price expectations of sellers. Decades ago, DEP would allow the Land Authority to pre-acquire land and then purchase the land from the Land Authority at the price they can using their appraisal standards. During 2022, Land Authority staff have successfully worked with DEP to renew this model and during 2023 this effort increased.

As of May 31, 2023, the Land Authority resold $3,018,245 of land to the State of Florida. This is expected to increase for 2024 with the addition of another buyer (consultant) on the Land Authority staff.

Current Issues

The most important activity the Land Authority performs is the purchase of land for environmental protection and retirement of development rights. The following table, prepared by the Monroe County Planning Department, shows the number of vacant lots, as of January 2022, within the unincorporated County:

| January 2022 White Paper Update<br>(PV - does not include condos, trailer parks, etc)<br>UNINCORPORATED MONROE COUNTY | | |
|---|---|---|
| **TIER** | **2021 NUMBER OF PRIVATE VACANT PARCELS** | **2021 APPROX. LAND VALUE** |
| **No Tier (Ocean Reef, military, submerged, etc.)** | **139** | **$125,402,669** |
| **Tier I** | **3,132** | **$67,496,627** |
| **Tier II** | **250** | **$19,458,845** |
| **Tier III-A** | **129** | **$18,724,306** |
| **Tier III** | **2,316** | **$396,066,049** |
| **Total** | **5,966** | **$627,148,496** |
| **2022 Average Parcel Value** | | **$105,120** |

This table demonstrates that the order of magnitude estimate of the number of vacant privately owned parcels is close to 6,000, with an average value of $105,120, demonstrating $627,148,496 total value. This land value is outdated, as values have continued to rise.

Fortunately, revenues have been up since COVID ended, which has given the Land Authority the ability to purchase more land than usual, and the flexibility to leverage DEP funds through resales.

ROGO Reserves

In accordance with Policy 101.7.2 of the County Comprehensive Plan, funding is reserved for the administrative relief provisions of the rate of growth ordinance (ROGO). Although this policy recommends an annual set aside of 35% of the Florida Keys ACSC acquisition revenue, there have been very few expenditures from this reserve over the last five years. For this reason, the ROGO Reserve that would result from a 35% set aside has been reduced to the current year level of $3,293,248 and the difference has been allocated for general use in the Florida Keys ACSC.

Noteworthy to this discussion is the fact that the Unincorporated County decreased the annual rate of distribution of ROGO units available to stretch out the number of allocations through the year of 2026. This has increased competition for applicants to receive an allocation to be able to build a housing unit.

The following two tables show how the number of applicants, not awarded a Market Rate ROGO allocation, has increased from January 12, 2022 to April 12, 2023. This is important data to watch, to determine whether the need for ROGO reserve funding will become greater in the near future. Land Authority staff corresponded with County Planning Staff and did check the number of eligible applicants for Administrative Relief for FY 2023 and determined the amount budgeted for ROGO Reserve should be adequate.

| Status of ROGO units as of January 12, 2022 – ROGO Year 30 | | |
|---|---|---|
| # of Applicants | # Awarded in 2nd Quarter | # Not awarded in 2nd Quarter |
| Lower Keys | | |
| 54 | 7 | 47 |
| Big Pine | | |
| 22 | 1 | 21 |
| Upper Keys | | |
| 63 | 8 | 55 |

| Status of ROGO units as of April 12, 2023 – ROGO Year 31 | | |
|---|---|---|
| # of Applicants | # Awarded in 2nd Quarter | # Not awarded in 2nd Quarter |
| Lower Keys | | |
| 54 | 7 | 108 |
| Big Pine | | |
| 22 | 1 | 21 |
| Upper Keys | | |
| 63 | 8 | 55 |

The budget also includes general reserves of $500,000 for contingency and $500,000 for end of year cash. All funding not otherwise committed is budgeted in the general appropriation for property in the Florida Keys ACSC.

With respect to administrative expenses, the implementation of merit or COLA salary increases, if any, will be limited to the amount and policy the Board approves for all County employees.

The property acquisition policies established by the budget are very general in nature. The Land Authority's annual Acquisition List and the Board's approval of purchase contracts provide more detailed direction about the specific properties to be acquired.

**MONROE COUNTY LAND AUTHORITY**

**FY 2024 BUDGET**

| | Proposed Budget FY 2024 | Increase/ (Decrease) | % Change | Amended Budget FY 2023 | Actual FY 2022 | Amended Budget FY 2022 |
|---|---|---|---|---|---|---|
| Revenues: | | | | | | |
| Intergovernmental | | | | | | |
| Tourist Impact Tax - Restricted - Key West | 2,962,155 | 327,954 | 12.4% | 2,634,201 | 3,935,249 | 1,900,000 |
| Tourist Impact Tax - Restricted - FL Keys | 3,280,428 | 561,623 | 20.7% | 2,718,805 | 4,268,655 | 4,940,000 |
| Park Surcharge - Restricted | 378,837 | (28,453) | -7.0% | 407,290 | 443,931 | 360,000 |
| Tourist Impact Tax & Park Surcharge Administration | 370,650 | 62,271 | 20.2% | 308,379 | 481,110 | 400,000 |
| Fund Balance Forward | | | | | | |
| Tourist Impact Tax - Restricted - Key West | 12,887,903 | 1,649,174 | 14.7% | 11,238,729 | 10,728,700 | 9,592,441 |
| Tourist Impact Tax - Restricted - FL Keys | 0 | (2,902,414) | -100.0% | 2,902,414 | 3,163,225 | 1,682,633 |
| Park Surcharge - Restricted | 0 | 0 | n/a | 0 | 0 | 0 |
| Assigned and Unassigned | 12,671,283 | 3,767,561 | 42.3% | 8,903,722 | 8,501,705 | 7,699,010 |
| Miscellaneous | | | | | | |
| Interest Income | 250,000 | 225,000 | 900.0% | 25,000 | 182,129 | 25,000 |
| Sale of Land | 4,481,000 | 0 | 0.0% | 4,481,000 | 889,826 | 0 |
| Donation | 0 | 0 | n/a | 0 | 684,032 | 0 |
| Tax Collector Excess Fees | 0 | 0 | n/a | 0 | 309,571 | 0 |
| Mortgage Receivable | 0 | 0 | n/a | 0 | 7,419,025 | 0 |
| Less 5% | (1,864,113) | | | (1,680,977) | | (1,329,954) |
| Total Revenues | 35,418,143 | 3,479,580 | 10.9% | 31,938,563 | 38,956,802 | 25,269,130 |
| Appropriations: | | | | | | |
| Salaries and Benefits | 844,000 | 36,900 | 4.6% | 807,100 | 539,863 | 706,100 |
| General Operating Expenses | 308,000 | 86,900 | 39.3% | 221,100 | 109,574 | 171,000 |
| Special Operating Expenses: | | | | | | |
| Operating FL Keys ACSC - Forgivable Mortgages | 0 | 0 | n/a | 0 | 0 | 0 |
| Operating FL Keys ACSC - Construction Funding | 0 | (1,353,989) | -100.0% | 1,353,989 | 0 | 0 |
| Operating Key West ACSC - Forgivable Mortgages | 0 | 0 | n/a | 0 | 0 | 0 |
| Operating Key West ACSC - Construction Funding | 0 | 0 | n/a | 0 | 0 | 0 |
| Capital Outlay | | | | | | |
| Office Equipment | 10,000 | 0 | 0.0% | 10,000 | 0 | 10,000 |
| FL Keys Area of Critical State Concern | 14,112,837 | 2,732,641 | 24.0% | 11,380,196 | 5,181,605 | 8,596,341 |
| ROGO Reserve | 3,293,248 | 0 | 0.0% | 3,293,248 | 0 | 3,293,248 |
| Key West Area of Critical State Concern | 15,850,058 | 1,977,128 | 14.3% | 13,872,930 | 0 | 11,492,441 |
| Reserves | | | | | | |
| Contingency | 500,000 | 0 | 0.0% | 500,000 | 0 | 500,000 |
| End of Year Cash | 500,000 | 0 | 0.0% | 500,000 | 0 | 500,000 |
| Total Appropriations | 35,418,143 | 3,479,580 | 10.9% | 31,938,563 | 5,831,042 | 25,269,130 |

F1

# COUNTY of MONROE
**The Florida Keys**

**BOARD OF COUNTY COMMISSIONERS**
Mayor Craig Cates, District 1
Mayor Pro Tem Holly Merrill Raschein, District 5
Michelle Lincoln, District 2
James K. Scholl, District 3
David Rice, District 4

## Budget Meeting Meeting
## July 18, 2023
## Agenda Item Number: F1
## 2023-1297

---

**BULK ITEM:** Yes

**DEPARTMENT:** Budget and Finance

**TIME APPROXIMATE:**
N/A

**STAFF CONTACT:** John Quinn

---

**AGENDA ITEM WORDING:** Transmittal of the County Administrator's Fiscal Year 2024 Recommended Budget.

---

**ITEM BACKGROUND:**

---

**PREVIOUS RELEVANT BOCC ACTION:**

---

**CONTRACT/AGREEMENT CHANGES:**

---

**STAFF RECOMMENDATION:** Approval

---

**DOCUMENTATION:**

FY2024 - Proposed Annual Operating and Capital Budget Book.pdf
FY2024 - Constitutional Officers Proposed Budget.pdf
FY2024 - Capital Improvement Plan.pdf
FY2024 - Budgetary Funds Worksheet Summary.pdf
FY2024 - HSO Budget Presentation.pdf
FY2024 - Millage Information.pdf

---

**FINANCIAL IMPACT:**

FISCAL YEAR

# 2024





# PROPOSED ANNUAL OPERATING & CAPITAL BUDGET











## MONROE COUNTY, FLORIDA

## BOARD OF COUNTY COMMISSIONERS






# Monroe County
# Florida




## Fiscal Year 2024
## Proposed Annual Operating &
## Capital Budget

## Board of County Commissioners

# Monroe County

## Board of County Commissioners



**Jim Scholl**
Commissoner
District 3



**Michelle Lincoln**
Commissoner
District 2



**Holly Raschein**
Mayor Pro Tem
District 5






**Craig Cates**
Mayor
District 1



**David Rice**
Commissoner
District 4



**Roman Gastesi**
County Administrator and Chief Budget Officer

**Tina Boan**
Sr. Director of Budget & Finance

**John Quinn**, Budget Administrator

**Arlene Martinez,** Budget Analyst

# Table of Contents


**Transmittal Letter** ..... **i**

**Executive Summary**
- Introduction to County Budgeting ..... **1**
- Fiscal Year 2024 Adopted Timetable ..... **8**
- Distinguished Budget Award ..... **9**
- Goals and Policies ..... **10**
- Financial Policies ..... **16**
- Fund Structure ..... **21**
- Fund Descriptions ..... **23**
- Fund Summary ..... **25**
- Revenue Sources and Trends ..... **37**
- Projected Changes in Fund Balances ..... **46**
- Ad Valorem Millage Summary ..... **48**

**Organization Chart/Positions**
- Proposed Organizational Chart ..... **49**
- Authorized Position Summary ..... **50**
- Full Time Equivalent Changes ..... **54**
- Position Summary Graph ..... **55**

**Budgetary Cost Summary**
- Revenue Summary ..... **56**
- Fiscal Plan ..... **58**
- Fiscal Plan by Department ..... **63**
- Expenditure Summary Pie Chart ..... **67**
- Department Summary ..... **68**

**BOCC Organization Chart** ..... **72**
- BOCC Administrative ..... **76**
  - Housing Assistance ..... **77**
  - Other Non-profit funding (Not HSAB) ..... **78**
  - Human Service Advisory Board Funding ..... **79**
  - BOCC Miscellaneous ..... **81**
  - Reserves ..... **83**
  - Budgeted Transfers ..... **85**
  - 2003 Revenue Bonds ..... **87**
  - Quasi-External Services ..... **88**

**County Administrator Organization Chart** ..... **92**
- County Administrator ..... **99**
  - Guardian Ad Litem ..... **101**
  - County Administrator ..... **102**
  - Office of Sustainability ..... **103**
  - Office of Legislative Affairs ..... **105**
  - Office of Strategic Planning ..... **106**
  - Office of Transit ..... **107**
  - Public Information Officer ..... **108**
  - Extension Services ..... **109**

**Emergency Management Organization Chart** ..... **113**
- Emergency Management ..... **114**

**Employee Services Organization Chart** ..... **119**
- Employee Services ..... **121**
  - Employee Services – Loss Control ..... **122**
  - Employee Services – Personnel ..... **123**
  - Employee Services – Worker's Compensation ..... **124**
  - Employee Services – Group Insurance ..... **125**

# Table of Contents


**Veterans Affairs Organization Chart** ..... **130**
Veterans Affairs ..... **130**
Veterans Affairs ..... **132**

**Airport Services Organization Chart** ..... **139**
Airport Services ..... **140**
Key West Airport ..... **142**
Marathon Airport ..... **144**
PFC ..... **145**

**Emergency Services Organization Chart** ..... **150**
Emergency Services ..... **152**
Emergency Medical Air Transport ..... **154**
Fire & Rescue Central ..... **155**
Fire & Rescue Coordinator/Fire Academy ..... **156**
Fire Marshal ..... **157**
LOSAP ..... **158**
Impact Fees Fire & EMS ..... **159**
Fire & Rescue Key West Airport ..... **160**

**Budget & Finance Organization Chart** ..... **164**
Budget & Finance ..... **166**
Office of Management & Budget ..... **168**
Grants Management ..... **169**
Purchasing ..... **170**

**Information Technology Organization Chart** ..... **174**
Information Technology ..... **176**
Information Technology ..... **177**

**County Attorney Organization Chart** ..... **181**
County Attorney ..... **182**
County Attorney/Risk Management ..... **184**
County Attorney ..... **185**

**Social Services Organization Chart** ..... **190**
Social Services ..... **192**
Welfare Services ..... **194**
Social Services Transportation ..... **195**
Bayshore Manor ..... **196**

**Library Services Organization Chart** ..... **200**
Library Services ..... **204**
Libraries ..... **206**

**Building Department Organization Chart** ..... **210**
Building Department ..... **212**
Building Department ..... **214**
Building Refunds ..... **215**

**Planning & Environmental Resources Organization Chart** ..... **219**
Planning & Environmental Resources ..... **223**
Planning Department ..... **224**
Planning Commission ..... **225**
Environmental Resources ..... **226**
Marine Resources ..... **227**
Planning Refunds ..... **228**
Marine Projects ..... **229**

# Table of Contents


**Code Compliance Organization Chart** ..... **233**
Code Compliance ..... **235**
Code Compliance ..... **236**

**Project Management Organization Chart** ..... **240**
Project Management ..... **242**
Public Works Management ..... **244**
Animal Shelters ..... **245**
Physical Environment Projects ..... **246**
General Gov Cap Projects ..... **247**
Parks & Recreation Capital Projects ..... **248**
Economic Environment Capital Projects ..... **249**
Public Safety Capital Projects ..... **250**
Other Capital Projects ..... **251**
Impact Fees Parks & Recreation ..... **252**
Wastewater MSTUs ..... **253**
Wastewater MSTU Capital ..... **254**

**Facilities Organization Chart** ..... **258**
Facilities ..... **260**
Facilities Maintenance ..... **262**

**Engineering Services/Roads Organization Chart** ..... **267**
Engineering Services/Roads ..... **268**
County Engineering Capital ..... **270**
County Engineering General ..... **271**
Road Department ..... **272**
Card Sound Road ..... **273**
Transportation Capital Projects ..... **274**
Impact Fees Roadways ..... **275**

**Solid Waste Organization Chart** ..... **279**
Solid Waste ..... **280**
Impact Fees Solid Waste ..... **282**
Solid Waste ..... **283**

**Fleet Management Organization Chart** ..... **288**
Fleet Management ..... **290**
Fleet Management ..... **293**

**Corrections Facilities Organization Chart** ..... **297**
Corrections Facilities ..... **298**
Corrections Facilities ..... **300**

**Medical Examiner Organization Chart** ..... **305**
Medical Examiner ..... **306**

**Parks & Recreation Organization Chart** ..... **311**
Parks & Recreation ..... **312**
Parks & Recreation ..... **313**

**Tourist Development Council Memo** ..... **315**
Organization Chart ..... **327**
Tourist Development Council ..... **328**
TDC District 4 Third Cent ..... **329**
TDC District 5 Third Cent ..... **330**
TDC Two Penny Events ..... **331**
TDC Special Projects ..... **332**
TDC Two Penny Generic ..... **333**

# Table of Contents


TDC District 1 Third Penny ..... **334**
TDC District 2 Third Cent ..... **335**
TDC District 3 Third Cent ..... **336**

**Debt Service** ..... **337**
Debt Service Summary by Type ..... **340**
Debt Service Schedule ..... **341**

**Capital Projects** ..... **344**
Capital Projects Overview ..... **345**
CIP Summary Schedule by Category ..... **347**
Roads and Bridges ..... **348**
Impact Fees Roadways ..... **368**
Impact Fees Parks and Recreation ..... **376**
Impact Fees Solid Waste ..... **385**
Impact Fees – Fire & EMS ..... **387**
One Cent Sales Tax Infrastructure ..... **392**
Land Acquisition ..... **455**

**Glossary** ..... **459**
**List of Acronyms** ..... **464**

COUNTY of MONROE
KEY WEST FLORIDA 33040
(305) 294-4641





**BOARD OF COUNTY COMMISSIONERS**
Mayor Craig Cates, District 1
Mayor Pro Tem Holly Merrill Raschein, District 5
Michelle Lincoln, District 2
Jim Scholl, District 3
David Rice, District 4

**Roman Gastesi**
County Administrator

July 18, 2023

Honorable Mayor and County Commissioners:

I am transmitting for your consideration the Fiscal Year 2024 Proposed Operating and Capital Budget. The Proposed Budget includes revenue and expenditure information for the Board of County Commissioners and the County's Constitutional Officers.

The document reflects the policies and priorities expressed by the Board of County Commissioners and is the result of significant departmental level discussions and continuous Board guidance. It will serve as the outline for continued review and discussions throughout the summer months. The process will culminate in the Commission's FY 2024 Adopted Budget on September 20, 2023.

Thanks in large part to the County's prudent budgetary management, guided by strong leadership and buoyed by historically high property values, solid sales tax revenues, fully funded reserves, highly active tourism, and low unemployment, Monroe County's financial position is steady and strong.

Amid many positive economic indices, lingering inflation (especially high in South Florida), high interest rates, and falling consumer spending are continuing concerns for the broader economy. The proposed budget therefore reflects caution and positions Monroe County to weather impacts of potential economic challenges ahead. We will continue to monitor the economic conditions throughout the summer months, as we move toward a final approved budget.

The State of Florida's property insurance market is also a concern. Rapidly increasing insurance premiums are exacerbating the already high cost of housing and roiling the housing market. Due to its low elevation and unique geography, Monroe County is an especially vulnerable location, with private property and public infrastructure both at risk.

Monroe County's leadership has recognized that to safeguard homes and property values, protect public facilities, mitigate risk, stabilize insurance premiums, and ensure the safety and quality of life of our constituents, we must enhance the overall resilience of our properties and infrastructure, and that such an effort necessitates a strong organizational focus. We have put the County on a path for long-term resilience by embarking on a comprehensive road's elevation program, launching a new partnership with the US Army Corp of Engineers, securing over $60M state and federal funds, and searching avenues for required match funds and additional long-term funding.

The County continues apace with initiatives that emphasize our commitment to safety, quality of life, community needs, and sound infrastructure. Significant capital projects are underway including a brand-new Emergency Operations Center, a new terminal at the Key West International Airport, and the purchase of new air ambulance helicopters. This year we will implement roads and bridge projects, resilience adaptation projects, and water quality restoration projects. We have initiated a new parks and recreation program, new transit initiatives, a renovated library, and two new senior community centers. This year we will also launch new mooring field and artificial reef programs.

Many of these projects and initiatives are made possible with significant funding secured from a wide range of state and federal sources: CDBG-Disaster Recovery, CDBG-Mitigation, HMGP, FAA, RESTORE Act,

Army Corp of Engineers, FDOT, TAP and SCOP grants, Resilient Florida grants, TDC grants, and state legislative and Congressional appropriations.

This year we marked the 200th anniversary of the founding of Monroe County. On July 3, 1823, Monroe became the 6th county in the Florida territory. The many wonderful events we've hosted to celebrate this significant milestone serve to remind us of Monroe's rich and diverse history that has helped shaped it into the beautiful and unique place that it is today.

**PROPOSED FY 2024 BUDGET HIGHLIGHTS**

- The FY 2024 Proposed Budget totals $667,311,304 and is comprised of the following components:
    - Operating Budget of $343.8M, which includes BOCC's operating budget of $227.1M, and Constitutional Officers' operating budgets of $116.7M. The operating budgets of the Board and the Constitutional Officers have increased about 10%, tracking the inflation rate of the past two years.
    - Capital Projects Budget and debt service of $118.2M. The Capital Budget is 80% higher reflecting the new airport terminal at Key West International, the largest project (aside from the centralized wastewater system) in Monroe's history, and the purchase of three new air ambulance helicopters.
    - Tourist Development Council (TDC) budget of $125.6M. The TDC budget is 60% higher than last year's because it includes a new $25M allocation for public facilities, which we hope to be able to utilize for the development of affordable housing, and additional reserves of $8M.
    - Transfers, reserves, and cash balance of $79.7M. The 30% increase in budget transfers, cash balance and reserves reflect the cash flow necessary for the EOC construction while we await reimbursement from State grant funds.
- **Millage**: The proposed budget supports an aggregate millage rate of 3.4049. This is 5.3% over the 3.2326 millage rate adopted for 2023. Monroe's millage is always among the lowest in the State. The county-wide millage rate is also lowered 3.6% from 2.5218 to 2.6149 in the current year.
- **Property values**: This year's taxable property value total is $41.2B, as certified by the Property Appraiser, an increase of 12% over last year's historically high total property value of $36.8B.
- **Ad Valorem**: The proposed millage generates an ad valorem budget of $141.2M. Almost $100M or seventy-eight percent (77%) of this budget is for public safety functions. Additionally funded from the ad valorem budget: parks and beaches, Human Services Advisory Board, affordable housing, and constitutional officers. The ad valorem budget also includes $4.5M that the County collects on behalf of Middle Keys Hospital and the Tax Increment Financing District of City of Key West.
- **Local revenues**: The State shared half-cent sales tax and the tourist impact tax are the key sales tax revenues for the County's operating expenses. Growth in both revenue sources have softened as compared to the historically high revenues of last year. (However, they do remain stronger than the next historically high year of 2021.) With the indication of flattening revenues, the proposed budget assumes a slight reduction in revenue from what has been collected in the current year. For both local revenue sources, the proposed budget assumes no growth over the current year revenue levels.
- **State revenue estimates**: The State is gradually releasing its annual FY 2024 revenue estimates. These estimates are important as they give us a picture of the statewide economic condition. We also use these as a guideline for our local revenue estimates. If there are any significant differences between the State's estimate and our own local estimates, we will have to make the appropriate adjustments.
- **Expenditures:** The proposed budget reflects a broad range of increased costs: expansion in programming and facilities (eg, transit program, recreation programs, senior centers), significantly higher property insurance premiums; increased utility costs; automatic CPI increases on vendor contracts; inflation-related higher costs for fuel, supplies and materials; and increased personnel costs (including state-mandated

increases in retirement rates; increased costs of group insurance plan; and COLAs for staff and small merit-based increases.)

- **Use and Replenishment of Fund Balance**: The County's budget is developed with a focus on maintaining strong fund balances. As always, a reasonable level of fund balance is provided as a cushion for unforeseen or increased expenditures and/or revenue shortfalls; this is especially important in the coming year given the economic uncertainty. We will keep a close watch on revenues and spending and will exercise operational flexibility to adjust the budget mid-year, if and as necessary. Maintaining adequate fund balances and robust emergency reserves are a crucial part of weathering economic challenges and ensuring fiscal resilience.

- **Funding for Human Services Organizations**: The proposed budget includes $2,203,225 (a modest increase of 3.6% over current year) in funding to the Human Service Advisory Board's 30 community-based organizations whose services to our families, children and vulnerable populations continue to be invaluable to Monroe County.

- **Capital Projects**: The proposed Capital Projects budget includes significant public infrastructure investments such as three new air ambulance (Trauma Star) helicopters, a new airport terminal, and a new fire station. Other important capital projects include bridge replacements, roads projects, facility upgrades, recreational projects, and land acquisition. Many capital projects are paid for in part or in whole with outside grants secured by staff. The capital budget also includes debt service for wastewater and the new helicopters.

## THE CURRENT ECONOMIC ENVIRONMENT AND CONTEXT FOR THE PROPOSED BUDGET

As of the transmittal of this budget in early July 2023, Monroe County's local economic indices remain sound. Property values in Monroe County increased by over 12%. Sales tax revenues, though softening, remain robust, thanks to the Key's hearty tourism economy. We are seeing signs of return to normal local economic activity now with the pandemic well behind us. Local sales tax revenues for the first six months of 2023 have softened compared to last year's revenues from the one-cent infrastructure tax, half-cent sales tax, and tourist tax, but are well above those for same months for 2021.

The national economy shows positive trends with inflation down over last year, unemployment historically low, and the GDP up. But persistent inflation, high interest rates, and a softening of consumer spending cloud the outlook for the coming year.

Nationally, inflation has eased over the past year from over 9% this time last year to the current 4%, yet it remains a far cry from the Federal Reserve's target of 2%. Worse yet, Florida's inflation particularly in South Florida sits at 9%, significantly higher than the national figure. Interest rates were raised 10 times this past year to slow the pace of inflation.

Inflation and interest rates continue to drive up the cost of capital projects, supplies and services. Monroe County continues to contend with the impacts of inflation across the board: increased costs in services, supplies, materials, equipment, vehicles, fuel, utilities, capital costs, construction bids, and numerous contracts with automatic CPI increases.

Additionally, the high CPI combined with a tight job market means continuing upward pressure on salaries and benefits to retain employees and fill employment gaps.

With such mixed signals there is no consensus among economists and forecasters about the chances and timing for a recession or a "soft landing" (moderate economic slowdown.) However, the proposed budget assumes a cautious approach that positions the County for any potential slowdown.

The State of Florida's property insurance market is also a concern. Rapidly increasing insurance premiums are exacerbating the already high cost of housing and carry the potential of roiling the housing market and affecting property values statewide. Due to its low elevation and unique geography, Monroe County is an especially high-risk location. Private property and public facilities remain particularly vulnerable to an unstable insurance

market, especially regarding wind and flood insurance, where a sharper policy focus on properties' specific risk factors promises more upward pressure on already high premiums.

Florida's property insurance costs have also escalated so high that the Florida Legislature convened two Special Sessions this past year to tackle the crisis. State legislators assert that it will take a number of years before their interventions shore up the market sufficient to slow premium increases.

This past year, the new pricing scheme for premiums in the National Flood Insurance Program (Risk Rating 2.0) was fully implemented by FEMA and has begun to increase flood insurance premiums. In addition, wind insurance premiums through the State of Florida's Citizens Insurance Company have also risen thanks to state legislators increasing the long-standing 10% annual premium cap to 15%. Rising insurance costs are a serious concern for the County's property owners, and the Commission has recognized this issue as a significant legislative priority both at the State and at federal levels.

Private property owners are not the only ones feeling the hit. Monroe County's insurance premiums have also increased this year, adding $5M to the FY 2024 budget.

With across-the-board cost increases outside of our control and the possibility of slower growth in revenues, we must be especially judicious about adding new recurring expenditures, so as not to pull from reserves for these costs. New recurring expenditures of note are new positions and the operational costs of new facilities.

## INVESTMENT AND INITIATIVES

As mentioned, this year and next are notable for the continued success and investment in infrastructure and operations, as demonstrated by the following list of projects. Also significant, a substantial portion of the costs for various projects and initiatives listed below is funded with state and federal grants as well as appropriations secured by staff.

**County Facility Capital Projects:**

- Construction on the **Emergency Operations Center** began this year, with completion and occupancy expected mid-2024. This significant $37.25M capital project is fully funded with state and federal grants and appropriations.
- Progress continues on the brand-new **Airport Concourse A and Terminal Improvements** program. Concourse A is expected to be complete in early 2025 while the overall program is expected to be complete by fall 2025. The overall airport-wide program comes at a cost of $118 million and includes major work on existing facilities, aircraft parking areas, and taxiways. The ability to fund these larger projects is made possible by grants from the FAA, the Florida Department of Transportation, passenger facility charges, and federal infrastructure money. The new terminal will improve the airport's level of service. Construction of a modernized FBO Terminal also continues, while a two-lane road to access the general aviation hangars and FBO area was completed earlier this year providing better connectivity, fuel delivery, and reconfigured commercial transportation parking.
- Two major capital projects were completed: the **Plantation Key Courthouse and Detention Center** and the **Cudjoe Fire Station**.
- The **Sugarloaf Fire Station** replacement will commence this year.
- Currently underway is a comprehensive program to **retrofit ten County facilities** with impact resistant window and doors and retrofit existing roofs in seven of those facilities, to reduce future damage from future storm events. A new generators project is also underway. Both projects are funded with Hazard Mitigation Grant program.
- Work continues on new facilities: The new generator building for the Stock Island jail has been designed and will go out to bid, the new **Public Defenders' Facility** is under construction and will be completed in early 2024, **Rockland Key Public Works** building Phase 1 is underway, and design of a new chiller building for the **Jackson Square Complex**.
- Several **capital replacements** are underway: A new roof for Marathon Professional Building will commence in August 2023, expanding the Tax Collector and Property Appraiser at PK in the Ellis

building, repurposing Bayshore Manor for Supervisor of Elections office relocation (in progress), and upgrades to Lester Building (in preparation for County attorney relocation).

- **Backlog of Deferred Maintenance Projects:** With $14.4M in American Rescue Plan Act funding, the County was able to commence on a program to address a backlog of deferred maintenance and improvements to our physical assets. The backlog includes needed upgrades and improvements to the County's parks, facilities, courthouses, fire stations, Sheriffs' substations, and $4M in long-deferred upgrades to Monroe County's detention center. *It is important to note that these deferred maintenance expenses would typically otherwise be funded with ad valorem.*

**Senior/Activity Centers**:

- For the **Upper Keys Center** (Key Largo/Tavernier) we are currently repurposing a portion of the former Plantation Key courthouse for community activities and a senior congregate meal (and will replace the current temporary leased space in Key Largo). This will be completed this month and open for activities.
- In the past year, staff located and leased space in the Big Pine Shopping Center for the **Big Pine Center.** The buildout was completed in June 2023 and is now open as a senior and community center. Additionally, it will be operational as a congregate meal site upon completion of inspections expected this month.
- Currently we are working to identify a site in Key West for the **Senior/Community Center**, and funds to purchase a site once identified are included in the capital plan budget. Several potential sites have been evaluated for location, price, and cost though none have met our needs yet. The search is active with a site currently under evaluation.

**Parks and Recreational Projects:**

- We have opened two new parks: **Pine Channel Nature Park** (old Big Pine Swimming Hole) and the Bay Point Oceanside Park. New nature trails for Pine Channel Park are in design.
- We completed the installation of new playground equipment and a walking trail at **Key Largo Park**.
- **Jacobs Pool** refurbishment and **Big Pine Amphitheater** enhancements are scheduled for the upcoming year**.**
- Improvements to the **Key West Lighthouse** continue with new lighting upgrades, restoration of the oil house and new ADA restrooms.
- **Improvements to numerous parks** throughout the County are underway: new playground equipment at Blue Heron, Big Pine Community Park, Harry Harris, and Old Settlers Park; new fitness equipment at Key Largo Park; additional field lights at Big Pine Community Park; new surface under playgrounds at Friendship and Wilhelmina Park, pickle ball at Blue Heron, and 10 pickle ball courts added at Key Largo Park. We also commenced a study to improve the swim basin at Harry Harris Park.
- For **Bernstein Park,** we are currently painting and installing new flooring. The field turf will be replaced in 2024.
- We have completed **Rowell's Waterfront Park** Phase 1 and Phase 2 construction using CDBG-CV funding. TDC funds have been secured for Phase 3 improvements.
- New restrooms at **Higgs Beach** are under construction and after years of permit delays, Higgs Beach was renourished with fresh sand. The seawall behind **West Martello** was repaired, and the beach behind it renourished. West Martello is also receiving a new HVAC system this year and brick pointing. **East Martello** is also being upgraded with a new roof, drainage projects, windows, and HVAC.
- The **Pigeon Key** Honeymoon Cottage and Commissary were rebuilt. A new fire suppression system for the island was installed using TDC funds from all five District Advisory Committees.

  (Approximately $7M in TDC funding was secured for the many of the parks/rec projects listed above.)

**Roads and Bridges:**

- **Seaview Drive Bridge** replacement project (Duck Key) began in FY23 and is scheduled to be completed in July 2024.
- **Harbour Drive Bridge** Replacement project (Duck Key) construction upon Board approval will begin in September 2023, with an estimated completion of 18 months.
- **Toms Harbor Channel Bridge** (US 1 to Duck Key) repairs are in design. Construction scheduled to begin in summer 2024. The County was awarded SCOP grant for $1.2M to fund 75% of construction phase.
- Design of **Tubby's Creek and Mosquito Creek Bridge** replacement projects (Card Sound Rd) is underway and scheduled to be complete in Spring of 2024. Construction of both projects is scheduled to begin in the summer 2024. Construction is funded 60% by FDOT FY 25.
- PD&E phase of **Card Sound Bridge Replacement** project will begin in late FY 23 and continue through FY 24 funded with $1.86M Federal Appropriation and some local funds. FDOT staff performs PD&E phase work and coordinates with County. PD&E phase completes alternatives analysis and all NEPA and pre-permitting requirements in preparation for engineering design phase. PD&E can take 2 to 3 years depending on environmental issues.
- The **Crane Boulevard Shared Use Path** engineering, design and permitting has begun and will continue through FY 2024; construction is scheduled for FY 2028 and is partially funded with $1M TAP (transportation alternative program) grant from FDOT.
- Engineering design and permitting phase of **Key Deer Boulevard** (North of Watson Boulevard) Road Rehabilitation Project will begin in FY 2024. Road will be repaired/reconstructed/elevated where required based on SLR Vulnerability study from Watson Boulevard to north end. Design to be complete by April 2025. Construction will be partially funded by $6.1M Small County Outreach Program (SCOP) grant from FDOT beginning in FDOT FY 26.
- **Key Largo III** (Burton Drive and Harry Harris Park area) roadway and drainage improvement project will begin construction (late 2023/early 2024). The project is partially funded (60%) with $2.8M SCOP grant from FDOT.
- The County will continue with its **pavement rejuvenation work**; recently paved roads in the county (Koehn subdivision on Big Pine, roads on No Name Key) will be treated with rejuvenator to prolong asphalt life and reduce long-term maintenance costs.
- This year we will update the 2014 County **Bridge Assessment Report** to get new repair/replacement costs for county bridges, schedule for the work, and prioritization to do capital planning and be ready to apply for grant funding where possible.
- This year we will finalize selection of a **GIS asset management** system vendor and begin implementation of system.

**Road Adaptation and other Resilience Projects:**

- **Twin Lakes** Sea Level Rise (SLR) Adaptation project is funded, and construction will be advertised for bids when Notice-To-Proceed is received from FEMA. Coordinating with FKAA to include their water line upgrade work in the project to reduce impacts to residents by combining projects. This project is 75% state and federally funded ($9.4M from a Resilient Florida grant and a federal legislative appropriation.)
- Monroe County's **Comprehensive Countywide Roads Elevation Plan** recommends an adaptation schedule and cost estimate of $1.6 Billion needed to elevate most of the 311 miles of County roads to maintain access to homes through the year 2045. The Plan includes 83 comprehensive neighborhood areas anticipated to experience flooding when using the County-adopted NOAA intermediate-high sea level rise projections.

  Pursuant to this plan the following projects commenced:

  - **Stillwright Point** SLR adaptation project's engineering, design and permitting project has begun and will continue through FY 24. Design is 50% funded with Resilient Florida grant.

- **Conch Key** SLR Road adaptation project engineering, design and permitting will begin this year, with 46% state funding ($3.5M Resilient Florida grant).
- Currently pending is the start of the design for two additional SLR adaptation projects: **Winston Waterways and Big Coppitt,** for which we secured two grants from the State's Resilient Florida grant program to fund 50% of the costs. However, the construction costs have escalated significantly beyond original estimates posing a challenge to the County's ability to meet the 50% match requirement with local funds. We are working on avenues to provide the match funding; if secured these projects may commence.

- This year we secured Congressional authorization and appropriation for the new **Coastal Storm Risk Management Program** with the U.S. Army Corp of Engineers that developed specific resilience strategies for the Florida Keys. With the initial appropriation of $1M we will begin the planning and design of a series of revetments along US 1 to enhance its resilience.
- Two **breakwater repair projects** with weed gates totaling $2.7 M are underway in Tavernier and Rock Harbor and will be completed this year, providing increased resilience from storm surge to the homes behind them and increased water quality to the canals leading to the breakwaters.
- Two new **living shoreline projects** will be underway this year to protect the shoreline from storm surge and sea level rise, funded by a $3M grant for Duck Key and a $900K grant for Long Key under the State's Resilient Florida program.
- The County has just completed a resilient review of **Pigeon Key**, providing a list of potential projects to be submitted for resilient redesign grants in future years, funded by a $50,000 state grant from the Department of Economic Opportunity
- Four **vulnerability assessments** are underway for Monroe County, Layton, Key Colony Beach and Marathon. The County is completing the work on behalf of the municipalities for project effectiveness and cost efficiencies. These are funded by $517K in grants under the Resilient Florida grant program.
- Three **watershed management plan** projects are underway for Monroe County, Layton / Key Colony Beach, and Marathon. The work is being conducted by the County on behalf of the municipalities and funded by $520K in federal grant funds passed through the State Department of Emergency Management.
- A resilient redesign of the **Harry Harris Park** is underway to provide resilience against storms and increased recreational use, $100K of the cost is funded by the Resilient Florida program with a match from the County.
- A **Natural Resources Adaptation Plan** is underway to provide a list of adaptation projects needed to help the natural areas be resilient to Climate Change, $75,000 of the cost is funded by a grant from the Department of Environmental Protection with a match from the County.
- **Mobile LiDAR for the municipalities** will be completed this year. It is being conducted by the County to assist the municipalities with the $481,000 cost funded by the municipalities. The final phase of the street elevation planning to determine which municipal roads need to be elevated and the estimated cost to do so, will be underway in the coming year once the LiDAR is completed.

**Canal Restoration Projects:**

- Fully funded with state Stewardship appropriations and RESTORE Act funding, work continues on the list of 96 canals for restoration under the County's Canal Restoration Master Plan:
  - **Restoration completed for Canals 25 and 28 in Key Largo;** each received a backfill, totaling $4.8M.
  - Currently underway is restoration construction for 4 canals: c**ulvert in Canal 259** on Big Pine Key, **culvert for Canal 475** on Geiger Key, **injection well in canal 278** on Big Pine Key, and **injection well in Canal 58** on Key Largo are underway.
  - Scheduled for this year: restoration via backfill **for Canal 90 in Tavernier** and installation of a physical **weed gate in Big Pine** Key.
  - We have commenced with the design and permitting for the restoration of the following 8 canals: **Canal 105 Tavernier** Backfill and Culvert, **255 Big Pine Key** Organic Muck

Removal, Backfilling, Air Curtain and Injection Well, **315 Big Pine Key** Organic Muck Removal, Backfilling, and Air Curtain, **295 Big Pine Key** Organic Muck Removal, Backfilling, and Air Curtain, **297 Big Pine Key** Organic Muck Removal, Backfilling, and Air Curtain, **290 Big Pine Key** Backfilling, and Air Curtain, **82 Rock Harbor** Organic Muck Removal, Backfilling, and Air Curtain, and **474 Geiger Key** Backfill and Air Curtain Restoration Projects.

**New Mooring Field and Artificial Reef Programs:**

- This year, having secured full funding ($1.8M, via a legislative appropriation), we will commence the development of two new mooring fields, an important and long-standing Board and community priority. Unmanaged anchorages and illegal mooring in Keys' waters pose a significant safety and environmental hazards. In June, the BOCC approved the execution of the contract for the design and permitting of both the Man of War Harbor Mooring Field (100 moorings) and the Boca Chica Mooring Field (40 moorings). Beginning next month and over the year, the consulting firm will complete the environmental surveys, engineering, and design, followed by permitting and implementation in FY 25. New moorings will mitigate damage to our benthic habitat and provide safe, secure harbor for vessels, improving safety for recreational boaters and local live-aboards, many of whom are members of our workforce.
- Thanks to significant funding through another legislative appropriation, the County will stand up a new program to help protect our marine resources: the design, construction, and management of a new artificial reef program.

**New Transportation/Transit Program:** Monroe County made the formal decision to engage in a county wide transit system. The primary goal of Monroe County Transit is to improve the quality of life for the citizens of Monroe County and its five municipalities by providing a public transit system that reduces congestion, has frequent and reliable service, and is safe to ride. There is an on-going existing conditions study for the entire system in order to better optimize what is currently being offered and make informed decisions on future service. On-demand service is set to launch on Stock Island and Key West in the first quarter of this fiscal year for $852,000. This is funded 50/50 by FDOT and local funding.

**Electronic Permitting:** This past year, the County began a new electronic permitting program, with expansion components expected to be implemented this year and next. The new program offers applicants the opportunity to submit and update their applications, and make online credit card payments, 24 hours a day / 7 days a week. It has also enabled County staff to shorten the target review timeframes to a maximum of 12 business days, and for many popular permit types including roofing, fences, electric, plumbing, and air conditioning permits, a maximum of five (5) business days; these targets are being met at a rate exceeding 90%. Implementation of the Code Compliance module is expected in late 2023 and the Planning module in 2024.

**Community Rating System**: Thanks to the County's commitment to floodplain management investments, Monroe County has reached a Class 3 designation in the Community Rating System for the National Flood Insurance Program. Now at a Class 3, our property owners will receive a 35% discount, and are saving about $7M this year. Cumulatively, through the upcoming fiscal year, the County will have saved policyholders over $40M since implementing this initiative 6 years ago. This significant discount will serve as a valuable bulwark against expected increases in NFIP premiums resulting from FEMA's implementation of Risk Rating 2.0.

## FY 2024 PROPOSED OPERATING BUDGET, MILLAGES AND AD VALOREM

The FY 2024 Proposed Budget includes an Operating Budget of $343.8M for the Board and Constitutional Officers, and a Capital Projects budget of $118M.

The proposed FY 2024 budget supports an aggregate millage rate for the County of 3.4049, 5.3% over last year's figure of 3.2326.

The proposed millage rate of 3.4049 generates a total ad valorem tax levy of $141,280,452.

The ad valorem tax levy supports seven of the County's 61 funds. The two largest and most significant ad valorem funds are the General Fund, which supports the County's general operations and the Fine and Forfeiture Fund, which supports the Sheriff's Office's operations.

The proposed budget's total ad valorem tax levy is $141,280,452 and is distributed across the ad valorem funds as follows:

- **General Fund** ($37,025,901) which supports the budgets of the Constitutional Officers (with the exception of the Sheriff) and core Board functions including emergency management, library system, social services, Guardian Ad Litem, mandated mental health programs, human services advisory board grants, finance, information technology, Veterans Affairs, judicial local need, County Attorney, Medical Examiner, maintenance and operations of County facilities, Marathon and Key West animal shelters, UF Extension Services, Administrator and BOCC administrative operations.
- **Fine and Forfeiture Fund** ($74,188,900) which supports the Sheriff's Office operations, law enforcement functions and the detention center.
- **Local Health Unit** ($1,608,237) which supports the Monroe County Health Department.

  The General Revenue Fund, the Fine and Forfeiture Fund, and the Local Health Department are supported by the *Countywide millage*. The Countywide millage rate is the tax rate all property owners will pay on their respective property in the County. The budget for FY 2024 proposes a Countywide millage rate of 2.7191.
- The four other ad valorem funds support unincorporated services, and they are: Unincorporated Parks and Beaches ($3.5M); Local Road Patrol Law Enforcement ($6.3M); Lower and Middle Keys Fire and Ambulance ($15.7M) and the Planning, Code Enforcement, Fire Marshall fund (not funded with ad valorem in this year's budget.)

  These funds are supported by *total municipal services taxing unit millage.* The proposed FY 2024 millage rate is 2.1815, which is 5.8% below last year's millage.
- The Middle Keys Healthcare Municipal Service Taxing Unit ($2.9M) millage rate is .5000. Because this millage is set automatically by ordinance adopted by the Board of County Commissioners, the revenue generated by the millage rate is determined by property value.

The Countywide millage rate and all municipal services taxing unit's millage rates combine to create the *aggregate millage rate* (per provisions of s. 200.065.)

As noted, the proposed aggregate millage of 3.4049 generates a total ad valorem tax levy of $141,280,452, an increase of $22.3M over last year. The additional revenue is required to cover higher operating costs (outlined more specifically in the expenditures section) and is applied across the ad valorem supported funds as follows:

- $10.7M increase in General fund (Fund 001) to support increased insurance costs (property and liability), across the board operational and personnel cost increases in BOCC and Constitutional Officers' budget (except for Sheriff's Office which in Funds 101 and 149 below).
- $9.2M increase in Fine and Forfeiture (Fund 101) to supports an increase in operational and personnel costs for the Sheriff's employees and the Monroe County Detention Center.
- $691K increase in Lower and Middle Keys Fire and Ambulance Fund (Fund 141): this amount applied for an increase in firefighter salaries and benefits.
- $674 increase in Parks and Beaches (Fund 147) for increased operational and personnel costs (this budget is additionally supplemental with ½ cent sales tax revenue).
- $608K increase in Sheriff's Local Patrol Law Enforcement (Fund 149) for increased operational and personnel costs.
- $330K for the Middle Keys Hospital District (Fund 104): the increase results from the Commission-authorized 0.5000 millage rate.

The proposed FY 2024 budget maintains the Board's requirement for a 4-month operating minimum in the General Fund and the 3-month minimums in the other funds. Strong fund balances are instrumental to ensuring that we remain financially positioned for economic uncertainty, future storm events and other possible challenges to our economy and our revenue sources for the rest of this year and into next year.

## REVENUES AND EXPENDITURES

### Revenues:

Monroe County's most significant revenue sources are property taxes and sales taxes. These revenues, as well as fees and charges, make possible the County's investments in capital projects and its provision of public health, safety, welfare, and quality of life services.

In the proposed FY 2023 budget, ad valorem revenues comprise 40% of the County's revenues. The $141.3M is a $22M increase over last year. The increase is largely attributable to inflationary pressures, and increased insurance costs, with programmatic enhancements. The ad valorem expenditures are discussed below.

The State shared half-cent sales tax revenue, the County's second largest revenue source after ad valorem, supports the general fund, parks, and Fund 148 which all support both incorporated and unincorporated services. Tourist impact (bed) tax, and the 1-cent infrastructure sales tax are our other significant tax revenue sources. The tourist impact tax revenue also supports operating expenses. The 1-cent infrastructure sales tax revenue supports the County's capital budget. These robust revenues alleviate property tax levies.

As of the transmittal of this proposed budget, our major tax revenues are strong, though we are observing that growth over last year's record revenues has flattened in each of the first 6 months of the year across each of the major sales tax revenues. However, it is important to note that they still exceed 2021's historically high revenues. This signals that perhaps we are in a post-pandemic "rebalancing" period where we are returning to our more customary (non-pandemic-related) tourism activity as foreign and domestic travel elsewhere returns to their normal patterns and levels. Nevertheless, the flattening warrants close attention.

Therefore, the proposed 2024 budget takes a restrained approach with respect to revenues, assuming a level of collections that is more in line with 2021 revenue levels. We are budgeting no growth across the three sales tax revenues (over the 2023 actuals).

For the remainder of the summer, we will continue to closely monitor, scrutinize, and update revenues and expenditures and wait for the State's estimates.

### Expenditures:

The FY 2024 Proposed Budget reflects a total ad valorem budget of $141.3M, of which 77% funds public safety and constitutional officers.

The $141.3M tax levy is an increase of $22.3M over the last year, for the following operational costs increases:

- $ 5.6M in increased BOCC operating costs;
  - $2.83M personnel cost increases (COLA, merit, and higher insurance and state-mandated retirement contributions);
  - $2.76M in higher utilities, maintenance, equipment, medical examiner, contracted services and program costs;
- $ 8.8M for increased Constitutional Officers operating costs;
- $ 4.8M for increased insurance premiums;
- $ 2.7M increased allocation to reserve funds; and
- $ 430K for health services providers (Health Department and Middle Keys Hospital).

### Personnel Cost of Living/Merit-based Adjustments:

The budget proposes a 5% cost of living adjustment (COLA) and a performance-based merit increase of 2% for the employees of the Board of County Commissioners for BOCC employees. The Constitutional Officers:

Sheriff's Office, Clerk, Property Appraiser, Supervisor of Elections and Judicial Administration have also budgeted a combination of COLA and merit increases. Each officer's respective proposals are as follows:

- **BOCC:** 5% COLA and 2% Merit ($4.04M, with $2.6M charged to ad valorem)
- **Sheriff:** 7% COLA ($4.83M)
- **Clerk of Courts:** 7% COLA ($1.168M)
- **Property Appraiser:** 5% COLA and 2% Merit ($320,810)
- **Supervisor of Elections:** 5% COLA and 2% Merit ($369,001)
- **Judicial Administration:** 5% COLA ($148,183)

## CAPITAL BUDGET

The FY 2024 Proposed Budget includes a Capital Projects budget of $118.1M.

The Capital Budget is supported mostly by the Infrastructure Sales Tax fund (Fund 304), with a small part funded by fuel taxes (Fund 102), special assessments (several funds) and minimal impact fees. Several capital projects are not listed in the Capital Budget because they are fully funded with outside grant funding, and not with locally generated revenues.

The proposed 2024 Capital Budget includes funds for the construction of numerous projects many of which were mentioned above. They include:

The proposed Capital Budget funds important public safety projects:

- Three new Trauma Star helicopters
- New fire station in Sugarloaf
- Repairs and upgrades to Sheriff's substations in Cudjoe and Marathon
- Fireboat/ambulance for Ocean Reef
- Fire Hydrants in Key Largo

The proposed Capital Budget supports the following transportation projects:

- Harbor Drive Bridge and Seaview Drive Bridge Replacements in Duck Key
- No Name Key and Tom's Harbor Channel Bridge Repairs
- Roadway sea level rise adaptation projects in Sands Subdivision, Twin Lakes, Stillwright Point and Conch Key
- New terminal for Key West Airport
- Various road repair and milling and surfacing projects.

The proposed Capital Budget supports the continued facilities and parks projects:

- New Lower Keys Activity Center
- Rowell's Waterfront Park
- Public Defenders' Facility
- Rockland Key Fleet Facility
- Jackson Square chiller building
- Wind retrofits for various facilities
- Upgrades and improvements to Gato building
- Land Acquisition

Again, it is important to underscore that many of capital projects in this year's Capital Plan are funded in whole or in large part with non-local funding. For 12 of the major projects in the current capital costing a total of $83M in grant funds were secured by staff.

Further, this figure does not account for the additional millions of dollars in grant funding secured by staff for projects that are not listed in the current capital plan like the canal restoration projects and the Emergency Operation Center because they do require zero local dollars.

## LOOKING AHEAD

As local government leaders our job is to responsibly meet the economic and environmental challenges of the day while continuing to provide high quality public services, capital projects and infrastructure. We are meeting those challenges with sound budgeting and planning, leveraging new opportunities, and a professional workforce. As the County Administrator looking over this past year's work and plans for the upcoming year, I feel proud of all that we continue to accomplish.

This proposed budget for FY 2024 is prudent in keeping pace with the financial realities of the day, while maintaining the high level of services our constituents demand and deserve.

I would like to extend special recognition and personal thanks to the Director of the Office of Management and Budget and her staff for the development of this budget and her continuing judicious guidance.

Once again, for the 23rd consecutive year, the nationally recognized Government Finance Officers Association has awarded the Distinguished Budget Presentation Award to Monroe County for its annual budget document. This award is the highest form of recognition in governmental budgeting and represents a significant achievement by the County's Office of Management and Budget.

I look forward to working with the Commission and Constitutional Officers through the summer months to deliver a final FY 2024 budget in September. Public hearing dates for the review and adoption of the FY 2024 Proposed Budget will be held on September 6, 2023 in Key West and September 20, 2023 in Key Largo.

In closing, I wish to acknowledge the many folks who continue to make our organization so successful and Monroe County a beautiful, safe, and special place to work and live. The steady and thoughtful leadership of the County Commission, the hard work of our staff and attorney's office, and the support and partnership of our residents and businesses all contribute to our county's accomplishments.

At this 200 year mark, I am reminded of the County's unique history and how blessed we all are to have played a part in its enduring legacy. May Monroe County experience another 200 wonderful years!

Respectfully submitted,



Roman Gastesi
County Administrator

# Introduction to County Budgeting

**Balancing the County Budget**

Unlike the federal government, Florida law states a county must have a balanced budget. The amount of the adopted revenues must equal the expenditures for 48 funds. When OMB "balances the budget," the revenues must balance the appropriations for each fund and thereby for the entire budget. This means Monroe County has no budget deficit.

**Where the Money Comes From (Sources)**
**FY2024 - All Funds**

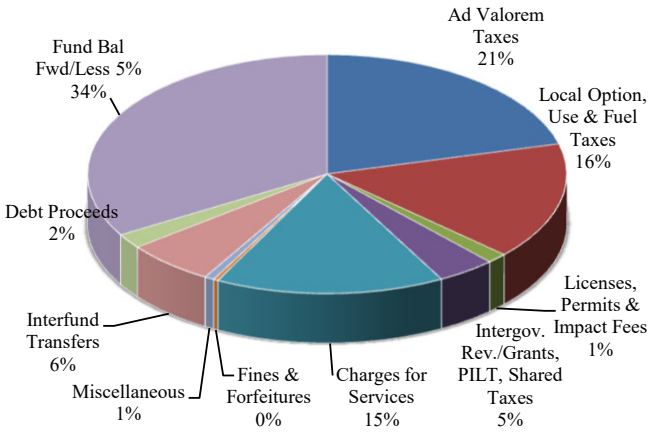


**Where the Money Goes (Uses)**
**FY2024 - All Funds**

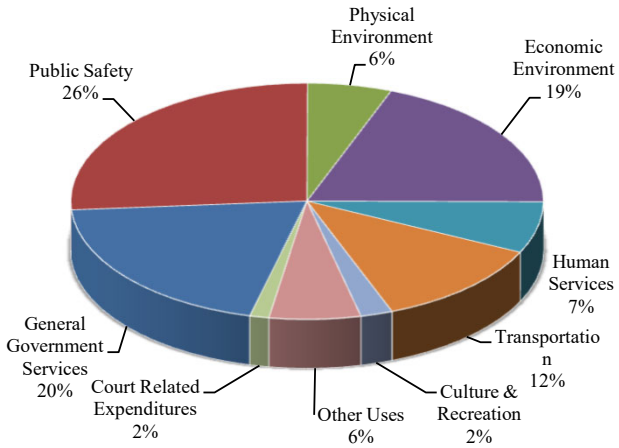


| Sources | FY2023 Adopted | FY2024 Proposed | % of Total |
|---|---|---|---|
| Ad Valorem Taxes | 117,631,160 | 139,701,715 | 20.9% |
| Local Option, Use & Fuel Taxes | 89,506,541 | 105,725,000 | 15.8% |
| Licenses, Permits & Impact Fees | 9,370,744 | 9,126,139 | 1.4% |
| Intergov. Rev./Grants, PILT, Shared Taxes | 26,127,981 | 26,294,269 | 3.9% |
| Charges for Services | 94,952,658 | 103,010,416 | 15.4% |
| Fines & Forfeitures | 3,127,750 | 2,137,500 | 0.3% |
| Miscellaneous | 3,010,756 | 4,293,031 | 0.6% |
| Interfund Transfers | 32,939,512 | 40,188,597 | 6.0% |
| Debt Proceeds | 0 | 13,306,800 | 2.0% |
| Fund Bal Fwd/Less 5% | 143,089,930 | 223,527,837 | 33.5% |
| **Total Sources** | **$519,757,032** | **$667,311,304** | **100.0%** |

| Uses | FY2023 Adopted | FY2024 Proposed | % of Total |
|---|---|---|---|
| General Government Services | 120,665,028 | 132,893,666 | 19.9% |
| Public Safety | 142,722,173 | 175,073,585 | 26.2% |
| Physical Environment | 36,274,552 | 38,427,336 | 5.8% |
| Economic Environment | 80,206,416 | 128,795,621 | 19.3% |
| Human Services | 45,686,834 | 46,936,258 | 7.0% |
| Transportation | 46,918,821 | 80,143,398 | 12.0% |
| Culture & Recreation | 12,907,517 | 14,606,037 | 2.2% |
| Other Uses | 27,195,757 | 41,665,124 | 6.2% |
| Court Related Expenditures | 7,179,934 | 8,770,279 | 1.3% |
| **Total Uses** | **$519,757,032** | **$667,311,304** | **100.0%** |

**Defining a Budget**

*In simple terms, a budget is an entity's plan for its financial resources. It is an estimate of proposed expenses for a given period and the proposed means of paying for them. Two basic components of the budget are the revenue (source of funds) and the expenditure (uses of funds).*

**Defining Revenue and Expenditure**

Revenue is an increase in the financial resources of a government. Some examples of local government revenues are property taxes, assessments, permits and fees, licenses, fines, charges for service, grants, and payments from other governments. Monroe County has a large variety of revenue sources.

An expenditure is a decrease in the financial resources of a government. Expenditures include, for example, current day-to-day expenses such as salaries, utilities, professional service contracts, material costs, payment of principal and interest on long term debt and bonds, purchase of vehicles, equipment or property and construction costs.

**Budget Structure – Fund Accounting**

An important concept in government accounting and budgeting is subdividing the budget into what are called "funds". This is called fund accounting. Fund accounting allows a government to budget and account for funds restricted by law or policy. These funds allow the County to segregate certain revenues and then account for expenditures from these revenues.

The County budget has approximately 61 funds. These funds can be compared to a company spreading its business among 61 banks. The County uses these funds for example, to make payments on different types of County debt or to track fees collected to pay for certain County services.

Each of these funds must balance - that is, revenues must equal expenditures - and each must be separately monitored. The County budget, adopted each year by the Board of County Commissioners (BOCC), is actually the total of the separate funds or accounts.

**Rationale for the Budget Structure**

Monroe County produces its budget in conformance with rules and regulations developed for local governments. While it does not take an accountant to understand a local government budget, the reader should understand the County develops its budget in accordance with uniform accounting concepts and budgeting standards. Some of the more important standards are:

***National Accounting Standards*** **-** Just as businesses follow what are known as generally accepted accounting principles (abbreviated as "GAAP"), governments follow national standards for financial reporting. A government using consistent standards can look at itself over time to measure its financial strengths. Comparative measures of performance can then be made with other units of government. Some of the standards Monroe County uses are those of the Government Finance Officers Association (GFOA) and the Governmental Accounting Standards Board (GASB).

***State of Florida Budgeting Standards*** **-** The State of Florida establishes budgeting and financial rules for local Florida governments. This is Chapter 216 of the Florida Statutes. An example of a rule, is the time frame of the annual budget cycle. The fiscal year for counties begins October 1st and ends September 30th of the following calendar year. Another example is its rule about how a county adopts a budget and how a county sets property tax rates.

***Federal and State Grant Requirements*** **-** Monroe County receives grants from several federal and state agencies. To insure the County uses these funds for specific programs, these agencies require the County to keep these grant funds separate from other County revenues. This segregation requires a more complex financial structure to manage these “restricted” dollars.

***Local Budgeting Standards -*** Finally, the Board of County Commissioners establishes uses for some fees collected by the County to insure they are spent on specific programs. Impact fees and permit fees are examples of revenues with such self-imposed restrictions. These fees are adopted by the BOCC and can be found in the Monroe County Book of Code of Ordinances, Part 1 General Ordinances.

**An Important Revenue – Property Taxes**

A "property tax," more specifically called an "ad valorem" tax, is a tax based on the value of the property. We derive the term, "ad valorem" from the Latin phrase meaning "according to value."

In Florida, there are three factors for calculating the amount of property tax assessed on a piece of real estate: the value of the property, the amount of the value exempted from tax, and the tax rate. Each county's Property Appraiser's Office calculates property values and Florida law dictates the exemptions. The tax rates are set by the various local governments authorized to collect property taxes according to Florida law. The tax roll can be found in the Revenue Sources & Trends section.

The ad valorem tax rate is expressed in "mills." A mill equals $0.001. The rate at which the tax is charged is called the "millage rate". If the ad valorem tax rate is 8 mills, the "millage rate" is 8 mills. This means that per dollar of property value, a property or ad valorem tax of $0.008 is paid. It is much easier to think of the rate as how many dollars of tax will be paid per thousand dollars of property value. For example, if the property is valued at $10,000 and the millage rate is 8 mills, you would pay $8 per $1,000 value or $80. The adopted millage rates can be found later in this chapter.

The Monroe County Board of County Commissioners' set the Ad Valorem Millage rate for the General Fund, Fine & Forfeiture, Middle Keys Health Care, Lower & Middle Keys Fire Rescue, General Purpose MSTU, Parks and Beaches and Municipal Policing Funds along with the County's portion of the Health Department.

**Other Major Revenue Sources**

Revenue sources that are authorized by the Florida legislature include Constitutional and County Fuel Taxes, County Revenue Sharing Program, Local Government Half-Cent Sales Tax Program, and State Housing Initiative Partnership Program (SHIP). Other revenue sources that are authorized by local governments include Communications Services Tax, Local Business Tax, One Cent Infrastructure Surtax, Motor and Diesel Fuel Taxes and Tourist Impact Tax. These local revenues sources are approved by the Monroe County BOCC.

**Other Sources of County Revenues**

Also Monroe County raises revenues from sources such as licenses and permits, other federal and state sources, charges for services, fines and forfeitures, grants, rents and interest.

It is important to understand the County has the ability to combine property taxes with other revenues to support a broad range of activities. The County also uses property taxes and other revenues to supplement programs receiving grant funds from the state and federal government. If grant or other funding decrease, the County must decide whether to raise tax revenues to support these various programs rather than reduce service.

**The Dual Roles Florida Counties Serve**

In Florida, a county may serve a dual role. It can provide some services to all county residents regardless of whether or not the residents live in a city. These services are called "countywide" and use the *Countywide Property Tax* as a means of financing. It may also provide municipal-type services to residents in the unincorporated areas. These areas are portions of the county, which are not incorporated as cities. These services are called "MSTU" services and use *Municipal Services Taxing Unit Property Tax* as one of the means of financing these services.

***Multiple Taxing Authorities*** **-** Florida law allows a county to charge one property tax rate countywide for services provided to the entire county population. State law also requires a county to charge another property tax rate in only the unincorporated area for the city-type services supplied by the county. If you look carefully at your annual tax bill, you will see several lines for the various property taxes:

***The General Revenue Fund*** - The "General Revenue Fund" line in your tax bill is a county-wide tax that finances a diverse number of services such as environmental protection, shelter and care for impounded animals, general assistance for the indigent, public facilities maintenance, and libraries. It also pays for a variety of administrative functions required of a large organization: computer systems, communications purchasing, budget, human resources, finance and legal services.

***The Law Enforcement, Jail, Judicial Fund*** - The "Law Enforcement, Jail, Judicial Fund" line on your tax bill is a countywide tax that pays for operation of the Sheriff's Department, jail maintenance and the County's court support system and the state mandated program, Juvenile Justice Cost Sharing.

***The Health Clinic*** - This is a countywide tax used to support the operation of the County's public health clinic.

***The General Purpose MSTU*** - Another name for the property tax on the unincorporated area is the *Municipal Services Taxing Unit Property Tax*, or General Purpose MSTU tax. This line in your tax bill pays for services normally provided by municipalities. MSTU services includes land use planning, zoning, fire marshal, code compliance, emergency medical and fire service administration, and maintaining county parks.

There are also separate property taxes levied for special assessment tax districts such as ***Middle Keys Health Care, Fire and Ambulance, Mosquito Control and South Florida Water Management***. Monroe County also taxes for the operation of its schools under the separate authority of the ***School Board***.

**Special Assessment Property Tax**

A non-ad valorem assessment, also called a special assessment, is a fee levied on certain properties to defray all or part of the cost of a specific capital improvement or service deemed to benefit primarily those properties. The value of the property is not considered when calculating a special assessment. Instead, the cost of the facility or the service is allocated to the properties in a defined area. This allocation is based on the degree to which the property will reasonably benefit from the facility or service. It is important to note that Monroe County is not the only jurisdiction levying these special assessments in the unincorporated area. There are a number of separate special assessment districts and with the ability to levy these assessments.

**Other Governments in Monroe County**

One frequent misunderstanding is that the Monroe County Board of County Commissioners oversees the local school system. While school boards in other states have their budgets approved by the county commissioners or the county board of supervisors, school districts in Florida are *separate taxing authorities*. The property tax levy for the school system is separate from the County's on the annual tax bill. Other units of government which levy property tax separately from Monroe County are the *Mosquito Control District* and a multi-county district -- the *South Florida Water Management District.* There are also five cities in the county: Key West, Islamorada, Marathon, Layton and Key Colony Beach. These cities have separate budgets and revenue sources.

**Tracking the County's Budget**

With 5,000 line items and dozens of organizations within its purview, Monroe County relies on computers with sophisticated budgeting software to help with budgeting and accounting.

Like many counties in Florida, the Monroe County Clerk of the Circuit Court performs the day-to-day accounting such as writing checks to vendors, processing payroll and prepares financial statements

(CAFR) . The Monroe County Office of Management and Budget (OMB) under the County Administrator prepares the budget using a computerized budget preparation system (GOVMAX).

**Developing the Budget**

The process of compiling the annual budget is actually a year-round activity. The basis for the process is a framework of statutory deadlines established by the State of Florida. The County Administrator and the OMB Department staff establish the remainder of the process. County administration sets interim deadlines to insure necessary information is collected, priorities are determined, and recommendations can be made by the County Administrator to the Board of County Commissioners. The County Administrator has been designated to serve as the official budget officer for Monroe County, to the Board of County Commissioners, which, in turn establishes tax rates and adopts the annual budget.

While the process may change somewhat from year to year, an examination of the process illustrates the many steps to adopting an annual budget. An annual budget, including all such funds as required by law, shall be prepared and approved each fiscal year. The budget process is conducted in accordance with Chapters 125, 129, 200 and 218 of the Florida Statutes as amended. Monroe County processes the budget in four basic phases. Some budgeting activities like estimating revenues and estimating expenditures can happen in all phases. The four basic phases are:

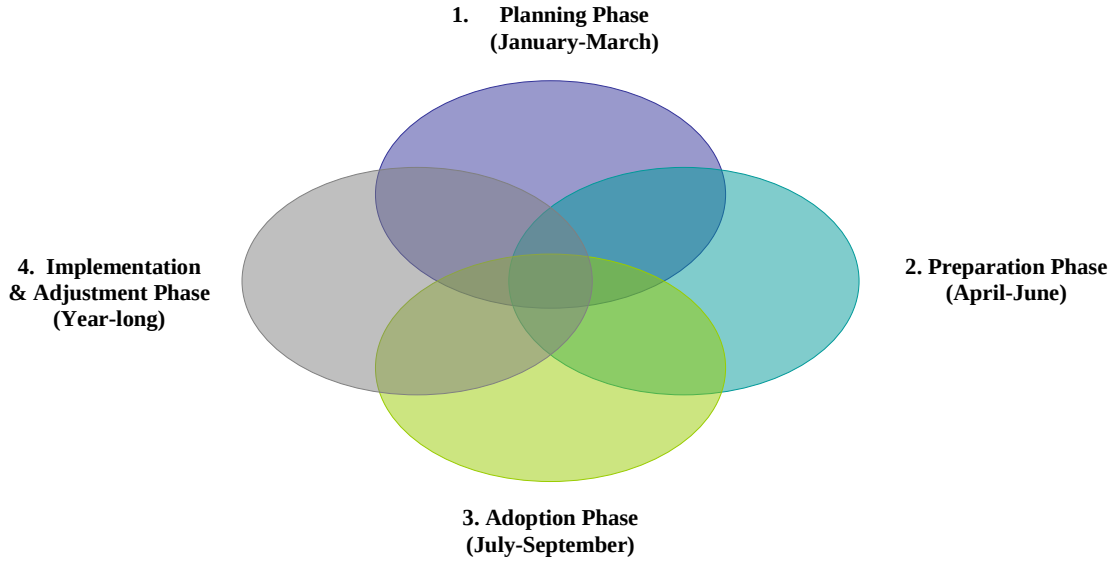


***Planning Phase*** *– (January – March)* Early in the budget process, OMB staff prepares budget instruction packages which are used by County departments to submit their annual budget requests. Departments are asked to develop statistical measures to describe the levels of services they offer. Management evaluates the statistical measures to determine what service can be maintained at a particular level of operational funding. During the planning phase, departments are also asked to estimate their capital needs for the upcoming fiscal year as well as estimated needs for an additional six years. These estimates form the basis for the long-range *Capital Projects Plan*.

***Preparation Phase*** *– (April – June)* During the preparation phase, all departments are required to key in their operating and capital expenditure budgets in Govmax and submit an electronic copy of their proposed budget. Internal service fund departments determine their proposed revenue and expense budgets. All Constitutional Officers submit their budgets by June 1st, as required by law.

Also during this phase, OMB reviews revenue collection for all funds and perform expenditure analysis for all departments. Using prior year fund balances, as reported in the CAFR, along with estimated revenues and expenditures, the current year's estimated ending fund balance is then calculated. In determining each fund's revenue budget, a calculation of a certain percentage of the estimated ending

fund balance added with potential revenue receipts along with less 5% (according to state statute) are used to balance or equal requested departmental expenditures.

The County Administrator also conducts a series of budget review meetings with the Department Directors and a decision on a proposed *Tentative Budget* is presented to the BOCC. During the Engineer/Project Management budget review, the capital plan is discussed and a workshop meeting with the BOCC is held to present all capital funded projects.

***Adoption Phase** (July-September)* - The County Administrator presents a proposed *Tentative Budget* to the County Commissioners at the regularly scheduled July BOCC meeting. Later in July, a Special Budget Meeting is held, (as defined by State Statutes) and the BOCC announces and adopts tentative property tax millage rates and operating and capital budgets. The adopted tentative millage rates (in accordance with State "Truth-in-Millage" "TRIM" requirements) must be sent to the Property Apprasiers office by August 4th so that proposed tax notices can be mailed to all property owners by August 24th.

The BOCC schedules three public budget hearings in September, to be held at the government centers in Key Largo, Marathon and Key West. The Proposed Operating and Capital Budget and Tax Notices must be advertised 2-5 days before the last public hearing, as described in the State TRIM guidelines. The *Adopted Budget* and all final millages need to be approved by a majority of commissioners, at the last public hearing.

The multi-year *Capital Projects Plan* which is approved during the September public hearings should not be confused with the capital budget. The capital budget represents the first year of the capital projects plan and is legally approved as a part of the *Adopted Budget*. Projects and financing sources listed in the *Capital Projects Plan* beyond the current year are not authorized until the annual budgets for those "out years" are legally adopted in the process described above.

All policy workshops, BOCC meetings, as well as public hearings, are televised live and videotaped for re-broadcast on the County's channel 76 on local cable stations and also can be acquired thru the County's website video archive. Also, on the website is a budget summary of the adopted operating and capital budgets.

**Implementation and Adjustment**

Before Oct. 1st, OMB will send the adopted revenue and expenditure budgets to Finance so that the budget information can be uploaded into the Clerk's finance system. On Oct. 1st, the *Adopted Budget* is implemented. During the rest of the fiscal year, OMB monitors actual versus budgeted spending along with bringing in unanticipated revenues into the budget. These changing dynamic circumstances usually require sometype of budget adjustment within any departmental budget. Any changes to the adopted budget are handled by requests sent to OMB.

***Budget Transfer Request*** - OMB reviews the request to determine what type of transfer needs to be performed and if there is sufficient funds to be transferred. Before sending a request to OMB, proper authorized signtures must be written on the request form. There are three types of Budget Transfers that each require certain action, they are:

1. Budget transfers within the same department. These are keyed into the Clerk's Finance system.
2. Any adjustments that require movement of budgeted funds between departments or from Reserves, must be approved by the BOCC, in the form of a resolution.
3. If the transfer cannot be made because of insufficient budgeted funds, a formal budget amendment is required with a properly noticed public meeting. First, OMB needs to obtain BOCC approval to advertise a budget amendment in a publicly read newspaper and to hold a public hearing. After board approval, OMB has 60 to 90 days to hold a publicly noticed BOCC meeting. Generally, these public hearings are held during a regular monthly BOCC meeting.

The revised budget must appear in a publicly read newspaper, between 2-5 days prior to the meeting.

***Unanticipated Resolutions*** - When unbudgeted revenues are received, (for example: Grants, Donations or Court Fees, etc.) a resolution will be prepared for BOCC approval with appropriate revenue codes and expenditure accounts.

All resolutions prepared by OMB, have supporting documentation to backup the reasoning behind the budgetary change. Approval of all prepared OMB resolutions are listed on the monthly BOCC meeting agenda under one agenda item entitled, "Approval of Various Resolutions for the Transfer of Funds and Resolutions for the Receipt of Unanticipated Revenue". Unless, the resolution is a formal budget amendment that requires a public hearing.

**Distinguished Budget Presentation Award**

The Government Finance Officers Association of the United States and Canada (GFOA) presented an award of Distinguished Presentation to Monroe County for its annual budget for the fiscal year beginning October 1, 2020. This is the 23rd consective year that Monroe County has received this prestigious award.

In order to receive this award, a governmental unit must publish a budget document that meets program criteria as a policy document, as an operations guide, as a financial plan, and as a communication device. The award is valid for a period of one year only. We believe our current budget continues to conform to program requirements by using GFOA recommended policies and practices. We again, have submitted this document to GFOA to be reviewed by other nationwide GFOA members and they will determine if the Fiscal Year 2023 Adopted Budget Book will be eligible to receive another Distinguished Budget Presentation Award.

**Finding Information About the Budget**

Monroe County's budget is available in draft form any time after presentation of the tentative budget by the County Administrator to the Board of County Commissioners in July. Based on the County Administrator's recommendations, OMB produces a budget summary. Changes may be made in the **COUNTY ADMINISTRATOR'S TENTATIVE BUDGET PRIOR** to the public budget hearings in September.

In accordance with Florida law, the County also advertises a summary budget in a newspaper of general circulation prior to final adoption. After the Board of County Commissioners approves the budget in September, OMB will publish a pdf version of the final budget. Information on where detailed budget documents are available for public review, can be obtained by calling the Monroe County OMB Department at (305) 292-4473.

Budget information is also available on the internet at the County's web site **www.monroecounty-fl.gov.**

The following is the schedule for the Fiscal Year 2024 Annual Operating and Capital Budget:

**MONROE COUNTY BOARD OF COUNTY COMMISSIONERS**
**BUDGET CALENDAR, FISCAL YEAR 2024**
Adopted Timetable

| Date 2023, | Day | RESPONSIBLE PARTY | REQUIRED ACTIVITY | REQUIREMENT REFERENCE |
|---|---|---|---|---|
| March 22, | Wednesday | Board of County Commissioners | Approval of the FY24 Budget Timetable. **Regular** BOCC meeting Key Largo | |
| April 20, | Thursday | Senior Management Team, TDC Executive Director | OMB deadline for submission- budget requests for all Internal Service Funds, Capital and departments including TDC, GAL and Medical Examiner. | |
| May 12, | Friday | TDC Executive Director, State Attorney, Housing Authority, Judicial, and Health Department | Deadline for other agencies budgets to OMB. | |
| On or before June 1, | Thursday | Constitutional Officers | Submission of budget requests to the County Administrator. | Section 129.03(2) Florida Statutes |
| June 1, | Thursday | Human Service Advisory Board | This is the last date to receive input from the Human Service Advisory Board. | |
| June 27-June 30, | Tuesday-Friday | | FAC 2023 Annual Conference & Exposition | |
| July 1, | Saturday | Property Appraiser | The Property Appraiser certifies, to each taxing authority, the taxable value within the jurisdiction of the taxing authority on Form DR-420. | Section 129.03(1)Florida Statutes |
| July 1-31 | | Board of County Commissioners | The Board of County Commissioners' (BOCC) Budget Officer delivers a tentative budget to the board. No meeting required. | Section 129.03(3)Florida Statutes |
| July 18, | Tuesday | Board of County Commissioners | Special Meeting for discussion of Budget. Announcement of Proposed Millage Rates and selection of dates, times and places for public hearings. Approval to advise the Property Appraiser of proposed millage rates.10 A.M. Marathon | Sections 129.03(3)(a) and 200.065(2)(b) Florida Statutes |
| July 21-24, | Friday-Monday | | National Association of Counties (Naco) Annual Conference www.naco.org | |
| August 4, | Friday | Office of Management and Budget | Last day to advise the Property Appraiser of the Proposed Millage Rates, current year rolled-back rate and the date, times and place of the Tentative Budget Hearing | Section 200.065(2)(b) Florida Statutes |
| No later than August 24, | Thursday | Property Appraiser | Property Appraiser mails out the Notice of Proposed Property Taxes to each taxpayer listed on the current year assessment roll. (TRIM Notices) | Sections 200.065(2)(b) and 200.069 Florida Statutes |
| September 6, | Wednesday | Board of County Commissioners | First Public Hearing Adoption of Tentative Budget and Millage Rate 5:05 P.M. Key West | Sections 129.03(3)(c), 200.065(2c) and 200.065(2)(e), Florida Statutes |
| September 17, | Saturday | Office of Management and Budget | Budget Ad to be published in newspaper for final budget hearing. | Section 200.065(2)(d), Florida Statutes |
| September 20, | Wednesday | Board of County Commissioners | Final Public Hearing (Regular BOCC meeting day) Adoption of Final Budget and Millage Rate 5:05 P.M. Key Largo | Sections 129.03(3)(c), 200.065(2)(d) and 200.065(2)(e), Florida Statutes |
| Following final budget adoption | | Board of County Commissioners | Notify the Sheriff, in writing, of the specific action taken on the proposed fiscal year 2023-2024 budget appropriations of the Sheriff. | Section 30.49(4), Florida Statutes |
| September 23, | Saturday | Office of Management and Budget | Within 3 days of Final Hearing, the Resolution adopting final millage and budget to Property Appraiser, Tax Collector and the Dept. of Revenue. | FL Administrative Code 12D-17.003(f) |
| October 20, | Friday | Office of Management and Budget | Within 30 days of adoption of final millage and budget, submit TRIM package (DR-487) to Dept. of Revenue. Certify final millages to Property Appraiser via DR-422 and DR-422DEBT (if any debt). Post summary budget on website. | Section 129.03(3) Florida Statutes FL Administrative Code 12D-17.003(h) |

GOVERNMENT FINANCE OFFICERS ASSOCIATION

# *Distinguished Budget Presentation Award*

**PRESENTED TO**

## Monroe County Board of County Commissioners
## Florida

For the Fiscal Year Beginning

**October 01, 2022**

Christopher P. Morrill

**Executive Director**

## Introduction

Monroe County's short and long-term goals and policies are developed during the budget process each year. The BOCC discusses trends, capital projects and policy priorities at public meetings held during the budget planning phase and these priorities are further refined and clarified during the budget preparation and adoption phases of the budget process in the late spring and summer of each year. The BOCC tries to strike a prudent balance between service needs and financial ability to pay for those services. Following, is discussion of the primary goals and policies adopted by the BOCC:

## County-wide Long-term Goals and Policies

The County developed and received approval from the State of Florida for the *Monroe County Year 2030 Comprehensive Plan (Comp Plan)* and the *Monroe County Land Development Code.* Major goals articulated in the Comp Plan update are:

**Future Land Use** - Monroe County shall provide an effective and efficient balance of future anticipated growth in order to enhance the quality of life, maintain community character, economic development, ensure the safety of County residents and visitors, and protect valuable natural resources.

- Address the Permit Allocation System for new residential development, known as the Residential Rate of Growth Ordinance (ROGO) System, in light of the build-out challenges facing Monroe County (number of building permit allocations available versus the balance of privately held vacant parcels).
- Policy and land acquisition strategies to reduce the total inventory of privately owned vacant land and balance growth management, habitat protection, retirement of development rights, reduction of density & intensity, and the future build-out of the Florida Keys.
- Evaluate policies to assure non-conforming structures, that are part of the "community character" are preserved.
- Update the residential and nonresidential Permit Allocation and Point Systems to provide for additional positive points for lot aggregation, land dedication and energy/water conservation.
- Ensure that all development and redevelopment taking place does not result in a reduction of the level-of-service (LOS) requirements established and adopted by the comprehensive plan.
- With input from the business community and other stakeholders, develop an Economic Sustainability Element, which focuses upon and promotes redevelopment, considers the increasing cost of climate adaptation and the protection of property.
- Continue to implement military compatibility policies.
- Encourage working waterfront preservation and enhancement.

**Conservation and Coastal Management** – To promote the conservation, use, and protection of natural resources and to plan for, and where appropriate, restrict development activities where such activities would damage or destroy coastal resources; threatened and endangered species habitat; and protect human life and limit public expenditures in areas that are subject to destruction by natural disaster.

- Protect and preserve lands containing species listed under the Endangered Species Act and supporting the efforts of federal agencies, state agencies, and private non-profit conservation organizations, to acquire land for conservation purposes.
- Continue to implement the Tier System to protect upland habitat and direct growth to infill areas.
- Continue to protect native upland vegetation and marine and freshwater wetlands and, where possible, restore and enhance these habitats.
- Implement the Marina Siting Plan and notify marine facilities which do not have an on-site pumpout station, as identified through the Monroe County Marine Facility Survey or other best available data sources, of the requirement to provide an on-site pumpout station and associated signage.

- Continue to develop strategies to reduce adverse impacts on water quality and living marine resources associated with recreational boating.
- Evaluate and identify potential sites for the installation of mooring fields.
- Work with state and federal partners to improve impaired water quality in many canal systems in the Florida Keys.
- Support existing vessel discharge regulations, including the No Discharge Zone regulations of the Florida Keys National Marine Sanctuary, and encourage use and expansion of sewage pump-out facilities throughout Monroe County.
- Work cooperatively with USFWS and the FEMA to review permit applications for compliance with the Federal Endangered Species Act through the "Permit Referral Process" within the floodplain regulations.

**Traffic Circulation** - To provide a safe, convenient, efficient, and environmentally compatible motorized and non-motorized transportation system for the movement of people and goods in Monroe County. The Florida Department of Transportation (FDOT) is responsible for maintaining and improving U.S.1 and in Key West, South Roosevelt Boulevard/S.R.A1A. The county's Public Works/Engineering Division are responsible for maintaining and improving county roads along with planning, overseeing and administering road and bridge improvement/repair contracts.

- Incorporate the FDOT's Five Year Work Program into the Capital Improvement Schedule.
- Maintain the level of service (LOS) standard for U.S.1.
- Continue to coordinate with FDOT and municipalities in the review of the systematic traffic monitoring program to monitor traffic volumes and travel speeds of U.S. 1.
- Develop a Transportation Strategy Master Plan, incorporating an intermodal transportation system and considerations of climate change implications.

**Mass Transit** - To support the development of a coordinated surface transportation system for residents, visitors and transportation disadvantaged people within Monroe County.

- Continue to develop strategies to reduce trips on U.S. 1 and develop an intermodal transportation system that incorporates vehicles and alternative transportation modes such as mass transit and bicycle/pedestrian facilities.
- Encourage the provision of transit service for all visitors and residents to major trip generators.
- Continue to coordinate with the municipalities to further facilitate mass transit in the Florida Keys.

**Ports, Aviation and Related Facilities** - Monroe County shall provide a safe, convenient, efficient, and environmentally compatible motorized and non-motorized transportation system for the movement of people and goods in the County.

- Preserve existing airports, airstrips and related activities, and coordinate surface transportation access to existing and new public airport facilities.
- Facilitate port facilities that relieve traffic on U.S. 1 or serve as an alternative to U.S. 1 for delivering goods and services.
- Preserve and enhance existing ports and port related activities.

**Housing** – To adopt programs and policies to facilitate access by all current and future residents to adequate and affordable housing that is safe, decent, and structurally sound, and that meets the needs of the population based on type, tenure characteristics, unit size, and individual preferences.

- Provide guidance for the development of plans and policies to meet housing deficits and summarize existing and future housing needs.

- Continue to coordinate with the municipalities and Department of Economic Opportunity (DEO) regarding the provision of affordable housing.
- Continue to expand participation in Federal and State housing assistance programs to rehabilitate owner and rental housing for very low, low, median and moderate-income residents by seeking grants, loans, and technical assistance in conjunction with the Monroe County Housing Authority.

**Potable Water** - The County shall support Florida Keys Aqueduct Authority (FKAA) in the fulfillment of their statutory obligation and authority to provide for a safe, high quality and adequate supply, treatment, distribution, and conservation of potable water to meet the needs of present and future residents.

- Ensure that at the time at certificate of occupancy or its functional equivalent is issued, adequate potable water supply, treatment, and distribution facilities are available to support the development at the adopted level of service standards.
- Address the capacity issue related to fire flows with installation and maintenance of fire hydrants.
- Maintain a 10-year Water Supply Work Plan that identifies alternative water supply projects, traditional water supply projects, conservation, and reuse necessary to meet the Monroe County Unincorporated Area water supply needs, consistent with the South Florida Water Management District Lower East Coast Regional Water Supply Plan and the Florida Keys Aqueduct Authority 20-year Water System Capital Improvement Master Plan.

**Solid Waste** - The County shall provide for the adequate collection, disposal and resource recovery of solid waste in an environmentally sound and economically feasible manner to meet the needs of present and future County residents. The County's Solid Waste Department oversees the solid waste disposal and recovery program.

- Continue to work towards achieving a 75 percent diversion rate of the municipal solid waste stream through recycling.
- Monitor the haul out contract with Waste Management Inc. (WMI).
- Monitor contract to remove, crush and haul abandoned vehicles and vessels.
- Maintain, develop and improve the County's recycling program.

**Sanitary Sewer** - The County shall provide for the adequate, economically sound collection, treatment, and disposal of sewage which meets the needs of present and future residents while ensuring the protection of public health, and the maintenance and protection of ground, nearshore, and offshore water quality. The County has adopted a *Monroe County Sanitary Wastewater Master Plan.*

- Continue construction of the Cudjoe Regional Waste Water System.
- Continue to ensure compliance with wastewater treatment standards.

**Drainage** - Monroe County shall provide a stormwater management system, which protects real and personal properties, public health and safety, and which promotes and protects groundwater and nearshore water quality. The County has adopted a *Stormwater Master Plan*, a *Stormwater Management Ordinance* and prepared a *Manual of Stormwater Management Practices.*

- Review and update, as necessary, the County's stormwater management regulations and Stormwater Master Plan (consistent with the National Pollution Elimination Discharge System Best Practices and Low Impact
- Development principles).
- Continue to review the standards for detention and retention volumes for surface water to ensure they achieve minimum water quality standards.

**Natural Groundwater Aquifer Recharge** - The County shall protect the quality and quantity of water in the potable water aquifer and in the freshwater lens systems to ensure public health, conserve the public water supply, and preserve ecosystems dependent upon freshwater.

- Continue to work cooperatively with Miami-Dade County to encourage land use planning and development controls which shall protect the recharge area of the Florida City Wellfield from potential sources of groundwater contamination, saltwater intrusion and over-extraction.

**Recreation and Open Space** - Monroe County shall provide a recreation and open space system to conserve valuable natural resources and to provide recreational opportunities adequate to serve the present and future population of Monroe County, including residents and visitors.

- Continue to work towards making available adequate and accessible active recreation facilities at county-owned resource-based and community-based neighborhood and community parks consistent with the adopted level of service standards and the Recreational Guidelines.
- Undertake the development of a Parks and Recreation Management and Maintenance Master Plan for each existing county-owned park.
- Ensure access to publicly owned recreation and open space areas, including the handicapped and disabled.
- Continue to coordinate with State and federal entities for the potential use of State and federal lands.

**Intergovernmental Coordination** - The County shall promote and encourage intergovernmental coordination and collaboration between the County, the County municipalities, neighboring Miami-Dade and Collier counties, regional, state, and federal governments, providers of utility services and private entities in order to anticipate and resolve present and future concerns and conflicts.

- Continue to increase the effectiveness, efficiency, and responsiveness of government; provide for consistency in decisions and actions between various departments and agencies; and to improve citizen awareness and participation.
- Continue to maintain procedures designed to provide effective public participation and to provide real property owners with notice of all official actions which will regulate the use of their property.
- Implement policies to require community meetings to emphasize the importance of citizen participation as early as possible in the planning and development review process.

**Capital Improvements** - Monroe County shall provide and maintain, in a timely and efficient manner, adequate public facilities for both existing and future populations, consistent with available financial resources. The Capital Improvement Element (CIE) provides for review criteria of capital improvements, coordination with the budget, level of service standards, and concurrency management.

- Annually update the Five-Year Schedule of Capital Improvements. Propose revisions to the Schedule, including those addressing the replacement and renewal of capital facilities, which are evaluated and updated in accordance with the following considerations (not listed in order of priority):
  1. consistency with the relevant elements of the Comprehensive Plan
  2. the elimination of public hazards
  3. consider sea level rise projections as they relate to transportation and bridging projects in particular
  4. the County's need for financial expenditures for infrastructure improvements within or proximate to vulnerable areas
  5. the elimination of existing deficiencies
  6. financial feasibility including the impact on the annual operating and capital budgets
  7. the location in relation to the Future Land Use Map
  8. accommodation of the demands from redevelopment and new development

9. the consistency of the improvement relative to the plans of state agencies and the South Florida Water Management District; and
10. the availability of other revenue sources including, but not limited to, FDOT Project funding and FDOT Traffic Operations funds from District Dedicated Revenue (DDR) sources.

- Continue to schedule capital improvements necessary to correct existing deficiencies, to accommodate projected future growth, and to replace obsolete and worn-out facilities, in accordance with an adopted Capital Improvements Program.

**Energy and Climate (new)** - Monroe County shall coordinate with the municipalities; regional, State, and federal government agencies, nongovernmental organizations and private organizations to exchange data and develop coordinated strategies to address energy conservation and impacts from climate change.

- Encourage collaborative intergovernmental practices to reduce greenhouse gas emissions (GHGEs) by at least 20% below the 2005 levels.
- Consider climate change impacts such as increased temperatures, sea level rise, potentially shifting habitat and ecosystem types and the need to withstand increased storm surge in evaluating public infrastructure decisions.
- Consider incorporating a planning, design and permitting standard for infrastructure and public facilities that may include a sea level rise assumption of 3"-7" by 2030 as developed by the Southeast Regional Climate Compact.
- Continue to identify criteria to define adaptation action areas (AAA).
- Work cooperatively with municipalities and transportation agencies to identify and evaluate transportation strategies to address energy and climate issues.
- Continue to identify actions to promote and support increased energy efficiency measures and the proportion of electricity generated by alternative and renewable energy, including, but not limited to solar, wind, biofuels and other sources. Monroe County shall incorporate these actions into its facilities and operations as well as its fleet.

**County-wide Short-term Goals and Policies**

In order to achieve long-term goals, several key short-term goals and associated policies are established by the BOCC each budget year. The key short-term goals are:

- Update wastewater treatment plants at County owned facilities to comply with State DEP regulations.
- Maintain fund contingencies, reserves and fund balances forward for each of the ad valorem tax supported funds.
- Maintain and continue to strengthen the Internal Service Funds: Risk Management and Group Insurance.
- Implementation of the Monroe County 2030 Comprehensive Plan.
- Enhanced code compliance for transient rentals.
- Improve efficiency and capabilities of Building and Planning Permitting Process with new permitting software which includes Electronic Plan Review.
- Further enhance and upgrade the County's finance system, computer network and security.
- Construct/Renovate fire facilities throughout Monroe County
- Provide outstanding Fire, Life Safety & Property Protection
    - Improve ISO ratings
- Renovations for Courthouse facilities
- Design and build mooring fields in the Keys
- Improving County's cultural facilities:

    - Constructing and maintaining scenic viewing areas at Rowell's Waterfront Park, Reynolds Street and Big Pine Key Park.
- Construction of roadway improvement projects and bridges:
    - 1st/Bertha
    - Bimini Drive Bridge
    - Seaview Drive Bridge
    - Harbor Drive Bridge
    - Sugarloaf Boulevard Bridge
- Key West International Airport and the Florida Keys Marathon International Airport projects:
    - EYW Taxiway & Apron Extensions
    - EYW FBO Access Road Construction
    - EYW Concourse A Design
    - EYW Aircraft Overflow Parking
    - MTH Airport Building, Security, & Airfield Improvements
    - MTH Hangar Repairs Design & Construction
    - MTH Terminal Roof Rehab
    - MTH Tree Clearing & Mitigation Design & Permitting
- Parks and Recreation Department to maximize our existing resources.

**Long-Range Financial Planning**

Monroe County's long-range financial planning efforts include the following:

- One-time capital equipment purchases, infrastructure/facility projects, or other special projects are submitted via 5-year CIP requests. All CIP requests and supporting documentation are reviewed and analyzed by the budget office and consolidated into a proposed 5-year CIP document, which is presented to the BOCC for consideration.
- Fund balances are projected for the county's capital funds by capturing five years of historical; current fiscal year; and four additional out years of budget planning data. This process provides decision makers with crucial information and helps ensure financially sound decision making.
- Continued development of the county-wide 5-year CIP, which addresses capital infrastructure and project needs.
- Prioritization of 5-year capital improvement projects and alignment with the county's strategic plan goals.
- Current priority long-range goals:
    - Roads Adaptation Plan 2020-2050.
    - Develop a Canal Masterplan to guide canal restoration projects and activities.
    - Implementation of 5-year GreenKeys Sustainability Action Plan:
        - Prepare for sea level rise
        - Water Quality
        - Stormwater
        - Allow County to be a leader throughout the country in sustainability efforts

These long-range financial planning efforts influence the county's current year budget as well as future budgets.

# Financial Policies

**Background**

The Monroe County Board of County Commissioners ("BOCC") recognizes its responsibility to manage the tax-payers money in a financially prudent way to promote fiscal sustainability and accountability while ensuring the health, safety and welfare of the citizens. The BOCC believes that sound financial management principles require that sufficient funds be retained by the County to provide a stable financial base at all times. To retain this stable financial base, the County needs to maintain a fund balances sufficient to fund all cash flows of the County, to provide financial reserves for unanticipated expenditures and/or revenue shortfalls for an emergency nature, to provide funds for the disparity in timing between property tax collection, sales tax distributions as well as other revenues and expenditures, and to secure and maintain investment grade bond ratings.

**General Financial Policy**

The Operating Budget authorizing the expenditure of county funds will be adopted annually by the BOCC at the fund level.

The Budgeted expenditures and reserves of each fund including the reserve for contingencies, reserve for cash, cash carry forward, and all other purposes will equal the sum of projected beginning balances for the fiscal year and all revenues which reasonably can be expected to be received during the fiscal year. That is, the budget shall be balanced; the total estimated revenue including balances brought forward, shall equal the total of the appropriations and reserves.

The Office of Management & Budget (OMB) shall estimate 100% of all revenue reasonably anticipated from all sources, a 5% holdback for non-collection will be applied. This will be the basis for budgeted revenue (95% of anticipated receipts).

**Budgetary Control Policy**

Adoption and amendment of the budget during each fiscal year will be in accordance with the laws of Florida.

- Transfers among expenditures and revenue accounts may be made during the fiscal year within a cost center. All transfers must be approved by OMB or the County/Assistant County Administrator.
- The BOCC has increased the level of control for cost center (departmental) budgetary changes by requiring a County Commission resolution for cost center transfers.

**Revenue Policy**

The use of Ad Valorem tax revenues will be limited to the General Fund, Fine & Forfeiture Fund, General Purpose Municipal Service Taxing Unit funds, Local Road Patrol Law Enforcement District, Lower & Middle Keys Fire & Ambulance Dist.1, and Municipal Service Taxing Districts.

The use of Gas taxes will be limited to the Road & Bridge Fund for operating and capital projects as authorized by statute.

Tourist Development Tax Proceeds will be appropriated in accordance with the formula contained in the Tourist Development Tax Ordinance.

All other Sales Tax Revenue will be used as statutorily authorized.

The use of revenues that have been pledged to bondholders will conform in every respect to the bond covenants that commit those revenues.

Fee revenues will be anticipated for purposes of budget preparation conservatively using schedules that have been adopted by the Board and historical collection rates.
Cash balances remaining in any fund at year-end will stay in that fund for subsequent years.
Revenues that are reasonably expected to be unexpended and unencumbered at the end of the fiscal year

shall revert to fund balance.

Special Revenues collected for specific purpose will be used as statutorily authorized.

Impact Fee Revenue shall always be used for projects related to "growth" and not be used to correct existing deficiencies.

**Capital Improvement Projects Policy**

The Capital Improvement Plan (CIP) Budget showing estimated annualized costs of capital projects will be updated on an annual basis.

A capital project may not be added or deleted without approval of the Board.

An adopted capital project may not be amended or changed more than necessary to fulfill the original intent of the project. No funds may be added or deleted which change the outcome of the project without Board approval.

**COMPREHENSIVE FUND BALANCE POLICIES**

The Governmental Accounting Standards Board ("GASB") issued Statement No. 54, Fund balance Reporting and Governmental Fund Type Definitions ("GASB-54"). One objective of this standard was to improve, including the understandability, the usefulness of fund balance information by providing clear fund balance classifications. GASB-54 abandons the reserved, unreserved, and designated classifications of fund balance and replaced them with five classifications: non-spendable, restricted, committed, assigned, and unassigned. The requirements of this statement are effective for the BOCC's financial statements for the fiscal year ending September 30, 2011.

GASB-54 requires local governments to focus on the constraints imposed upon resources when reporting fund balance in governmental funds. The fund balance classifications indicate the level of constraints placed upon how resources can be spent and identify the sources of those constraints. The following five classifications serve to inform readers of the financial statements of the extent to which the County is bound to honor constraints on the specific purposes for which resources in a fund can be spent.

**Definitions**

Non-spendable Fund Balance- Fund balance reported as "non-spendable" represents fund balance that is (a) not in a spendable form such as prepaid items or (b) legally or contractually required to be maintained intact such as an endowment.

Restricted Fund Balance- Fund balance reported as "restricted" consists if amounts that can be spent only on the specific purposes stipulated by law or by the external providers of those resources.

Committed Fund Balance- Fund balance reported as "committed" are self-imposed limitations set in place prior to the end of the fiscal period. These amounts can be used only for the specific purposes determined by a formal action of the BOCC, which is the highest level of decision-making authority, and that require the same level of formal action to remove the constraint.

Assigned Fund Balance- Fund balance reported as "assigned" consists of amounts that are subject to a purpose of constraint that represents an intended use established by the BOCC or by their designated body or official. The purpose of the assignment must be narrower than the purpose of
the General Fund. Formal action is not necessary to impose, remove, or modify a constraint in Assigned Fund Balance. Additionally, this category is used to reflect the appropriation of a portion of existing fund balance to eliminate a projected deficit in the subsequent year's budget.

Unassigned Fund Balance- Fund balance reported as "unassigned" represents the residual classification of

fund balance and includes all spendable amounts not contained within the other classifications.

**Policy on committing funds**

In accordance with GASB-54, it is the policy of the Monroe County Board of County Commissioners ("BOCC") that fund balance amounts will be reported as "Committed Fund Balance" only after formal action and approval by BOCC. The action to constrain amounts in such a manner must occur prior to year-end; however, the actual dollar amount may be determined in the subsequent period.

For example, the BOCC may approve a motion prior to year-end to report within the year-end financial statements, if available, up to a specified dollar amount as Committed Fund balance for capital projects. The exact dollar amount to be reported as Committed Fund Balance for capital projects may not be known at the time of approval due to the annual financial audit not yet being completed. This amount can be determined at a later date when known and appropriately reported within the year-end financial statements due to the governing body approving this action before year-end.

It is the policy of the BOCC that the County may commit fund balance for any reason that is consistent with the definition of Committed Fund Balance contained within GASB-54. Examples of reasons to commit fund balance would be to display intentions to use portions of fund balance for future capital projects, stabilization funds, or to earmark special General Fund revenue streams unspent at year-end that are intended to be used for specific purposes.

After approval by the BOCC, the amount reported as Committed Fund Balance cannot be reversed without utilizing the same process required to commit the funds. Therefore, in accordance with GASB-54, it is the policy of the BOCC that funds can only be removed from the Committed Fund Balance category after motion and approval by the BOCC.

**Policy on Committed General Fund Balance**

The BOCC has the responsibility of responding to emergency disaster and will set a goal of $10 million dollars in disaster reserve funds to ensure adequate cash flow is available in post-disaster situations. In the event these funds fall below the set amount, an action plan to begin the replenishment to the appropriate level will be addressed in the ensuing budget year.

**Policy on assigning funds**

In accordance with GASB-54, funds that are intended to be used for a specific purpose but have not received the formal approval action at the governing body level may be recorded as Assigned Fund Balance. Likewise, redeploying assigned resources to an alternative use does not require formal action by the governing body. GASB-54 states that resources can be assigned by the governing body or by another internal body or person whom the governing body gives the authority to do so, such as a committee or employee of the County. Therefore, having considered the requirements to assign fund balance, it is the policy of the BOCC that the County Administrator will have the authority to assign fund balance of this organization based on intentions for use of fund balance communicated by the BOCC.

**Policy on Unrestricted General Fund Balance**

Unrestricted fund balance is the amount of fund balance that the BOCC has placed constraints on its use (committed or assigned fund balance) plus the fund balance that does not have any specific purpose identified for the use of those net resources (unassigned fund balance).

It is the goal of the BOCC to achieve and maintain an unrestricted General Fund balance equal to four months of budgeted expenditures. The County considers a balance of less than four months to be a cause for concern, barring unusual or deliberate circumstances, and a balance of more than six months as excessive. An amount in excess of six months is to be considered for reservation to accumulate funding for capital projects and equipment, and /or to reduce the tax levy requirements, and shall be determined in conjunction with the annual budget process. In the event that the unrestricted General Fund balance is less

than the policy anticipates, the County shall plan to adjust budgeted resources in the subsequent fiscal years to restore the balance. Appropriation from unrestricted General Fund balance shall require the approval of the BOCC and shall be only for one-time expenditures, such as capital purchases, and not for ongoing expenditures unless a viable plan designated to sustain the expenditures is simultaneously adopted.

**Cash and Cash Equivalents**

Cash balances for the majority of funds are pooled for investment purposes. Earnings from such investments are allocated to the respective funds based on applicable cash participation by each fund. The investment pools are managed such that all participating funds have the ability to deposit and withdraw cash as if they were demand deposit accounts and therefore all balances representing participants' equity in the investment pools are classified as cash equivalents on the Board's financial statements. For investments which are held separately from the pools, those which are highly liquid (including restricted assets), which an original or remaining maturity of 90 days or less, are considered to be cash equivalents.

**Investments**

Florida Statute 218.415 authorizes local governments to invest its funds pursuant to a written investment plan. The County's Investment Policy (policy) allows investment of surplus funds and the Clerk of the Court as the Chief Financial Officer acts as the County's Treasury Manager. The County invests in various conservative funds that are generally backed by the full faith and credit of the United States.

The County's Investment Policy limits credit risk by restricting authorized investments to the following: Florida Local Government Surplus Funds Trust Fund Investment Pool administered by Florida's State Board of Administration (a 2a7-like pool), direct obligations of the United States or its agencies and instrumentalities, money market mutual funds, and Intergovernmental Investment Pools authorized by the Florida Statutes. The Policy requires that investments in federal instrumentality debt be guaranteed by the full faith and credit of the U.S. Government sponsored agency, and that investments in money market mutual funds have a rating of AAAm or AAAm-G or better by Standard & Poor's (S&P) or other nationally recognized rating agency.

The Policy requires bank deposits secured as provided by Chapter 280, Florida Statutes. This law requires local governments to deposit funds only in financial institutions designated as qualified public depositories by the Chief Financial Officer of the State of Florida.

The Policy requires execution of a third-party custodial safe keeping agreement for all purchased securities, and requires that securities be held in the County's name.

The Policy limits the investment of three months of operating expenditures to twelve months. The Policy limits the investment of non-current operating funds to five years.

**Long-Term Obligations**

In the government-wide financial statements, and proprietary fund financial statements, long-term debt and other long-term obligations are reported as liabilities in the application governmental activities, business-type activities, or proprietary fund type statement of net assets. Bond premiums and discounts, as well as issuance costs, are deferred and amortized over the life of the bonds using the straight-line method that approximates the effective interest method. Bonds payable are reported net of the applicable bond premiums or discount. Bond issuance costs are reported as deferred charges and amortized over the term of the related debt.

**Measurement Focus**

All Governmental Funds and Expendable Trust Funds are accounted for using a current financial resources measurement focus. Only current assets and current liabilities generally are included on the balance sheet. Operating statements of these funds present increases and decreases in net current assets.

# Financial Policies

All Proprietary Funds are accounted for on a flow of economic resources measurement focus. All assets and all liabilities associated with the operation of these funds are included on the balance sheet. Fund equity is segregated into contributed capital and retained earnings components. Proprietary fund-type operating statements present increases and decreases in net total assets.

**Basis of Accounting**

Basis of accounting refers to when revenues and expenditures or expenses are recognized in the accounts and reported in the financial statements. Basis of accounting relates to the timing of the measurements made, regardless of the measurement focus applied.

All governmental funds, expendable trust, and agency funds are accounted for on the modified accrual basis of accounting. Revenues are recognized in the accounting period in which they become available and measurable. Available means collectible within the current period or soon enough thereafter to be used to pay liabilities of the current period. Expenditures are recognized in the accounting period in which the fund liability is incurred, if measurable, except for (1) unmatured interest on general long-term debt, which is recognized when due; (2) prepaid items, which are reported only on the Balance Sheet and do not affect expenditures; and (3) the long term portion of accumulated sick pay, vacation pay, and compensatory time, which is not recorded as an expenditure.

All proprietary funds are accounted for using the accrual basis of accounting. Revenues are recognized in the accounting period in which they are earned and become measurable. Expenses are recognized in the period incurred, if measurable.

**Budgetary Basis**

Annual budgets are prepared to be consistent with the modified accrual basis of accounting. There are certain exceptions where it is known that final expenditures will be less than the initial budget. The budget reflects the exclusion of five percent of anticipated collections of certain general revenues, in accordance with Florida Statutes. Actual revenues may exceed the budget. Since budgeted expenditures represent a ceiling, actual expenditures normally fall short of the budget. The excess revenues and under expenditures, carry forward as fund balance to the following year. For Proprietary Funds, depreciation expenses are not budgeted, but are recorded and reported for financial purposes.

All annual appropriations lapse at fiscal year-end. Under the County's budgetary process, outstanding encumbrances are reported as reservations of fund balances and do not constitute expenditures or liabilities since the commitments will be re-appropriated and honored the subsequent fiscal year.

**Budgetary Control**

Separate accounting systems and budgets are maintained by the Board of County Commissioners, Sheriff, Tax Collector, Property Appraiser, Supervisor of Elections, and Clerk of Courts. Florida Statutes require that the County adopt a balanced budget. Managerial budgetary control for the Board of County Commissioners is maintained at the fund, department and account level by the encumbrance of estimated purchase amounts prior to the release of purchase orders to vendors. Purchase orders, which result in an overrun of cost center balances, are not released until additional appropriations are made available. Encumbrances at fiscal year-end are canceled and, if required, are then re-encumbered in the new budget year based on allowable appropriations.

Expenditures by the Constitutional Officers who maintain separate budgets are controlled by appropriations in accordance with budget requirements set forth in Florida Statutes.

## Fund Structure

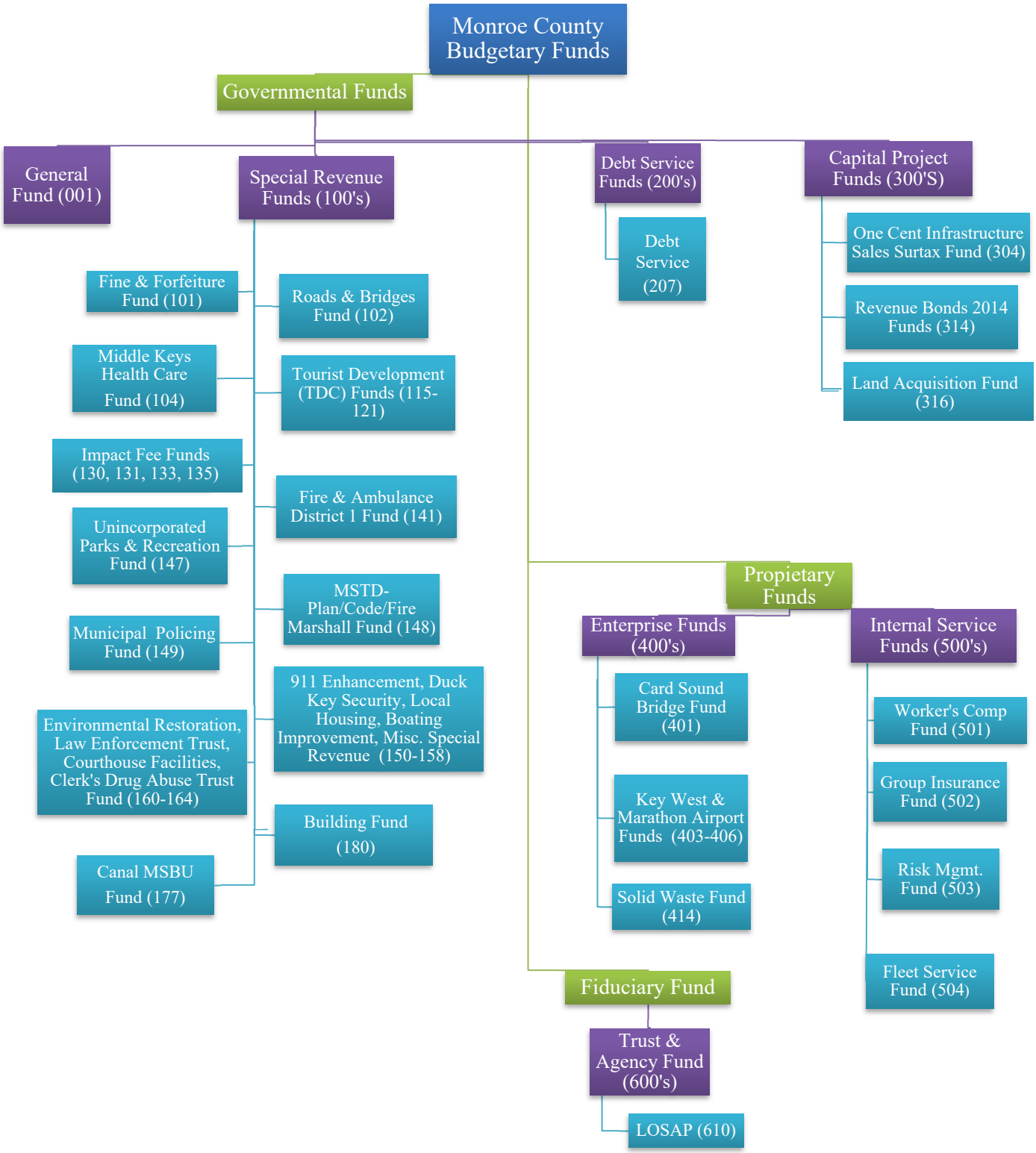

# Fund/Departmental Relationship

The following tables show the relationship between Funds and the Departments that make up the Fund, total dollar amount and percentage of each category:

| Governmental | | | |
|---|---|---|---|
| **General Fund - 001** | **Special Revenue Funds 100-180** | **Debt Service Fund - 207** | **Capital Project Funds 304-316** |
| BOCC Administration | Trauma Star | Debt Service | County Engineering - Project Mgmt. |
| County Administration | Sheriff/Municipal Policing | | |
| Budget & Finance | Facility Maint - Corrections | | |
| Employee Services | Fire & Ambulance Central | | |
| Information Technology | Fire Marshal | | |
| Project Mgmt./Facilities | EMS Administration | | |
| Fire & Rescue Coordinator/Fire Academy | County Eng.- Roads & Bridges | | |
| Emergency Management | Road Department | | |
| Welfare Services | Middle Keys Health Care | | |
| Social Svcs- Transportation | Uninc. Parks & Beaches | | |
| Bayshore Manor | Tourist Development Council | | |
| Extension Services | Planning Dept. | | |
| Library Services | Code Compliance | | |
| Veteran Affairs | Environmental Res. | | |
| Guardian Ad Litem | Building Department | | |
| Medical Examiner | County Attorney-Planning/Code/Bldg. | | |
| County Attorney | Marine Resources | | |
| Tax Collector | Tax Collector | | |
| Property Appraiser | Property Appraiser | | |
| Judicial Admin. | Judicial Admin. | | |
| State Attorney | | | |
| Public Defender | | | |
| Clerk of the Courts | | | |
| Supervisor of Elections | | | |

| Proprietary | |
|---|---|
| **Enterprise Funds 401-414** | **Internal Service Funds 501-504** |
| County Engineering - Card Sound Bridge | Worker's Comp |
| Card Sound Bridge | Group Insurance |
| Solid Waste | Risk Management |
| Marathon Airport | Fleet Management |
| Key West Airport | |
| Fire & Rescue- KW Airport | |

| Fiduciary |
|---|
| **Trust & Agency Fund 610** |
| LOSAP |

| | | |
|---|---|---|
| General Fund | $ | 95,671,446 |
| Special Revenue Funds | $ | 302,107,638 |
| Debt Service Fund | $ | 24,010,918 |
| Capital Project Funds | $ | 75,243,336 |
| Enterprise Funds | $ | 107,554,628 |
| Internal Service Funds | $ | 62,657,838 |
| Trust & Agency Fund | $ | 65,500 |
| **Total Budget** | **$** | **667,311,304** |

**Fund Category Percentage of Total Budget**

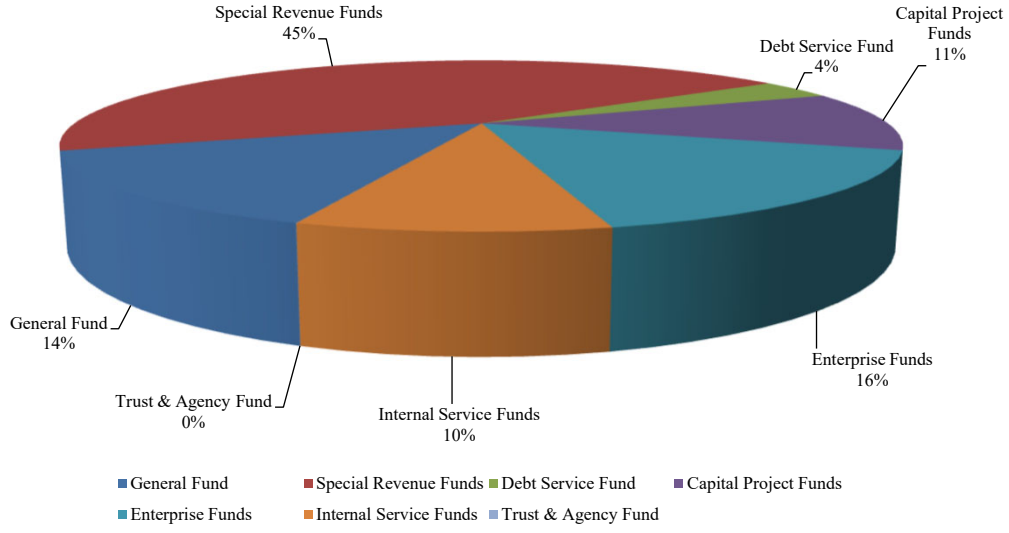

## Fund Description

Major funds represent significant activities of Monroe County and include any fund whose revenues or expenditures, (excluding other financing sources such as Grants, Revenue Bonds and other uses), constitute more than 10% of the revenues or expenditures of the appropriated budget. Of the County's 61 funds, 3 funds would fall under the category of major governmental funds. The breakdown of the County's fund structure is as follows:

### Major Governmental Funds

**General Fund** accounts for all financial resources that are not captured and accounted for in other funds. Funding sources include Ad Valorem taxes, state shared revenues, rents, inter-fund transfers and other receipts. Expenditures are used for the operation and activities of many Monroe County Departments including Facility Maintenance, Welfare Services, Libraries, Judicial Administration and other County general government functions.

**Fine and Forfeiture Fund** accounts for the operation and maintenance of the Sheriff's Office (Administration, Law Enforcement, Community Relations, & Corrections), Trauma Star and an unfunded State mandate to share the cost of juvenile detention. The primary revenue source is Ad Valorem taxes. Prisoner housing and Trauma Star fees make up other revenue receipts.

**One Cent Infrastructure Sales Surtax Fund** accounts for major Physical Environment, General Government,Culture & Recreational and Public Safety projects along with debt service for capital improvement projects and Project Management. During the last Presidential election, Monroe County voters approved to extend the Sales Tax to December 31, 2047.

### Non-Major Governmental Funds

**Road & Bridge Fund** accounts for the operation of the Road Department and repair and maintenance of County roads and bridges. State and County fuel taxes make up the major revenue source for this fund.

**Middle Keys Health Care MSTU Fund** accounts for the purpose of providing indigent health care services and other essential facilities and municipal services. The revenue source is Ad Valorem taxes collected within the taxing unit.

**Tourist Development Fund** accounts for the operation and activities (advertising, events and brick and mortar projects) of the Tourist Development Council. Local option three-cent bed taxes are the primary revenue receipts for these funds. Funds collected in each district in the County are used in said district.

**Impact Fees** (Roadway, Parks, Library, Solid Waste, Police Facilities, Fire & EMS and Employee Fair Share Housing) account for capital improvements required to meet the needs of growth of new housing. Projects are BOCC approved and funded by construction permits.

**MSTD-Plan/Code Compliance/Fire Marshal Fund** accounts for the operation of Planning, Code Compliance and Zoning, Fire & Rescue Administration and Fire Marshal. Revenue sources include: State shared revenue, communication taxes and planning fees.

**Municipal Policing** covers the over and above the Sheriff's County-wide costs. This fund accounts for other Sheriff's Department services to the unincorporated areas of Monroe County and contracts with municipalities for additional law enforcement services. The primary source of revenue is Ad Valorem taxes, followed by service charges to the municipalities that are under contract.

## Fund Description

**911 Enhancement**, **Duck Key Security, Boating Improvement, Miscellaneous Special Revenue, Environmental Restoration, Law Enforcement Trust, Courthouse Facilities and Clerk's Drug Abuse Trust** funds account for the restrictive use of fines, fees and special assessments, balanced with operations of each revenue stream.

**Debt Service Fund** accounts for the accumulation of resources for, and the repayment of general long term debt, interest and related costs. Revenue sources include inter-fund transfers from the One Cent Infrastructure Sales Surtax, KLWWTD ILA, Airport Revenue, Trauma Star Financing, and Waste Water Assessments. From these sources, debt payments are made on the 2014 & 2016 Revenue Bonds, Cudjoe Clean Water SRF loan and the Big Coppitt Clean Water SRF loan.

**2014 Revenue Bond Funds** account for the construction of major capital facilities such as fire stations, Plantation Key Courthouse and Marathon Library.

**Land Acquisition Fund** accounts for land acquisition in Monroe County for conservation and recreational purposes. The focus is protecting Florida's ecological systems, archaeological and historic sites, urban open space and groundwater. Revenue source is One Cent Infrastructure Sales Surtax.

**Non-Major Proprietary Funds -** Account for the acquisition, operation and maintenance of government facilities and services, which are entirely self-supported by user charges.

Enterprise funds included in this category are: **Card Sound Bridge, Marathon Airport, Key West International Airport and Solid Waste.** Each of these funds will charge a user, a fee for using their respective service.

Internal Service funds include **Worker's Compensation, Group Insurance, Risk Management and Fleet Services.** Each of these funds will charge each County Department or user in order to operate their respective internal service field.

**Non-Major Trust and Agency Funds** - Account for the assets held by the County in a trustee capacity or as an agent for individuals, private organizations, or other governmental units.

**Fire & EMS LOSAP (Length of Service Award Program) Fund** accounts for contributions paid by the BOCC, to fund the pension benefits for eligible volunteer Firefighters and Emergency Medical Services volunteers.

# Monroe County Board of County Commissioners
# Fiscal Years 2024 Proposed Fiscal Plan Fund Summary

## General Fund

Fund Number: **001**

Description: The General Fund is the principal fund of the County and accounts for the receipt and expenditure of resources that are traditionally associated with local government and that are not required to be accounted for in another fund.

| Appropriations by Department | FY 2024 Proposed |
|---|---|
| Animal Shelters | 1,882,237 |
| Bayshore Manor | 141,497 |
| BOCC Administrative | 2,487,757 |
| BOCC Miscellaneous | 2,845,173 |
| Budgeted Transfers | 10,200,000 |
| Clerk of Courts | 8,959,815 |
| County Administrator | 754,128 |
| County Attorney | 2,076,495 |
| Emergency Management | 1,308,533 |
| Employee Services - Personnel | 816,138 |
| Extension Services | 286,482 |
| Facilities Maintenance | 13,618,481 |
| Fire & Rescue Coordinator/Fire Academy | 1,057,372 |
| Grants Management | 426,930 |
| Guardian Ad Litem | 321,783 |
| Human Service Advisory Board Funding | 2,203,225 |
| Information Technology | 3,646,023 |
| Judicial Administration | 2,486,188 |
| Libraries | 6,143,236 |
| Medical Examiner | 912,501 |
| Office of Legislative Affairs | 682,452 |
| Office of Management & Budget | 2,353,834 |
| Office of Strategic Planning | 124,593 |
| Office of Sustainability | 984,961 |
| Office of Transit | 751,262 |
| Other Non-profit Funding (Not HSAB) | 143,347 |
| Parks & Recreation | 176,729 |
| Property Appraiser | 5,877,989 |
| Public Defender | 693,821 |
| Public Information Officer | 184,488 |
| Public Works Management | 266,098 |
| Purchasing | 475,425 |
| Quasi-external Services | 230,000 |
| Reserves | 4,234,579 |
| Social Service Transportation | 1,308,785 |
| State Attorney | 828,867 |
| Supervisor of Elections | 3,177,039 |
| Tax Collector | 7,719,420 |
| Veteran Affairs | 1,051,667 |
| Welfare Services | 1,832,096 |
| **Total Budget** | **95,671,446** |

| Revenue Source | FY 2024 Proposed |
|---|---|
| Taxes | 45,280,901 |
| Intergovernmental Revenue | 15,028,242 |
| Charges For Services | 670,000 |
| Fines And Forfeits | 5,000 |
| Misc. Revenues | 765,000 |
| Other Sources | 33,922,303 |
| **Total Revenue** | **95,671,446** |

## Affordable Housing Programs

Fund Number: **100**

Description: This fund accounts for revenues and expenditures of various low income housing programs. The fund is administered by the Executive Director of the Monroe County Housing Authority on behalf of Monroe County.

| Appropriations by Department | FY 2024 Proposed |
|---|---|
| Housing Assistance | 290,000 |
| Reserves | 27,850 |
| **Total Budget** | **317,850** |

| Revenue Source | FY 2024 Proposed |
|---|---|
| Misc. Revenues | 3,000 |
| Other Sources | 314,850 |
| **Total Revenue** | **317,850** |

## Fine & Forfeiture Fund

Fund Number: **101**

Description: This fund accounts for the operation and maintenance of the Sheriff's Office, Detention Facility, County Court Security, Trauma Star and Juvenile Justice Detention Cost Share Program (State Mandate).

| Appropriations by Department | FY 2024 Proposed |
|---|---|
| BOCC Miscellaneous | 1,750,000 |
| Budgeted Transfers | 33,334 |
| Correction Facilities | 3,310,982 |
| Emergency Medical Air Transport | 10,440,093 |
| LEEA | 75,000 |
| Monroe County Sheriff | 68,541,311 |
| Reserves | 4,126,996 |
| **Total Budget** | **88,277,716** |

| Revenue Source | FY 2024 Proposed |
|---|---|
| Taxes | 74,198,900 |
| Charges For Services | 10,390,500 |
| Fines And Forfeits | 82,500 |
| Misc. Revenues | 225,000 |
| Other Sources | 3,380,816 |
| **Total Revenue** | **88,277,716** |

## Road And Bridge Fund

Fund Number: **102**

Description: This fund accounts for the operation and capital improvements of the County's Road Department. The two major revenue sources include: State Shared Fuel Taxes, as defined and distributed by Section 9 (c), Art. XII, State Constitution and Section 206.47(6), Florida Statutues (F.S.) and Local Option Fuel Taxes, as defined and distributed by Sections 336.021 and 336.025, F.S. This fund is part of the County's Capital Improvement Plan (CIP).

| Appropriations by Department | FY 2024 Proposed |
|---|---|
| Budgeted Transfers | 408,919 |
| Office of Sustainability | 100,000 |
| Reserves | 2,241,195 |
| Road Department | 8,864,780 |
| **Total Budget** | **11,614,894** |

| Revenue Source | FY 2024 Proposed |
|---|---|
| Taxes | 2,975,000 |
| Intergovernmental Revenue | 3,765,000 |
| Charges For Services | 3,700 |
| Misc. Revenues | 150,000 |
| Other Sources | 4,721,194 |
| **Total Revenue** | **11,614,894** |

## Middle Keys Health Care MSTU

Fund Number: **104**

Description: This fund accounts for expenditures related to providing indigent health care services and other essential facilities and municipal services from funds derived from taxes levied and collected within the taxing unit.

| Appropriations by Department | FY 2024 Proposed |
|---|---|
| BOCC Miscellaneous | 2,626,948 |
| Property Appraiser | 48,613 |
| Reserves | 75,000 |
| Tax Collector | 88,626 |
| **Total Budget** | **2,839,187** |

| Revenue Source | FY 2024 Proposed |
|---|---|
| Taxes | 2,955,186 |
| Misc. Revenues | 800 |
| Other Sources | -116,799 |
| **Total Revenue** | **2,839,187** |

## TDC District Two Penny

Fund Number: **115**

Description: To account for the expenditures of advertising, promotions, and special events of the County Tourist Development Council. Primary revenue source is a Bed Tax.

| Appropriations by Department | FY 2024 Proposed |
|---|---|
| Budgeted Transfers | 72,713 |
| TDC Special Projects | 493,200 |
| TDC Two Penny Events | 20,514,015 |
| **Total Budget** | **21,079,928** |

| Revenue Source | FY 2024 Proposed |
|---|---|
| Taxes | 10,090,500 |
| Other Sources | 10,989,428 |
| **Total Revenue** | **21,079,928** |

## TDC Admin & Promo 2 Cent

Fund Number: **116**

Description: To account for the expenditures of advertising, promotions, and special events of the County Tourist Development Council. Primary revenue source is a Bed Tax.

| Appropriations by Department | FY 2024 Proposed | Revenue Source | FY 2024 Proposed |
|---|---|---|---|
| Budgeted Transfers | 114,278 | Taxes | 20,909,500 |
| TDC Two Penny Generic | 40,993,802 | Other Sources | 20,198,580 |
| **Total Budget** | **41,108,080** | **Total Revenue** | **41,108,080** |

## TDC District 1 Third Cent

Fund Number: **117**

Description: To account for the Local Option Three Cent Bed Tax in District One (Key West City limits).

| Appropriations by Department | FY 2024 Proposed | Revenue Source | FY 2024 Proposed |
|---|---|---|---|
| Budgeted Transfers | 54,392 | Taxes | 14,845,900 |
| TDC District 1 Third Penny | 19,401,329 | Other Sources | 16,204,654 |
| TDC District 4 Third Cent | 11,594,833 | **Total Revenue** | **31,050,554** |
| **Total Budget** | **31,050,554** | | |

## TDC District 2 Third Cent

Fund Number: **118**

Description: To account for the Local Option Three Cent Bed Tax in District Two (Key West to the west end of the Seven Mile Bridge).

| Appropriations by Department | FY 2024 Proposed | Revenue Source | FY 2024 Proposed |
|---|---|---|---|
| Budgeted Transfers | 14,975 | Taxes | 2,464,500 |
| TDC District 2 Third Cent | 2,511,587 | Other Sources | 1,689,887 |
| TDC District 4 Third Cent | 1,627,825 | **Total Revenue** | **4,154,387** |
| **Total Budget** | **4,154,387** | | |

## TDC District 3 Third Cent

Fund Number: **119**

Description: To account for the Local Option Three Cent Bed Tax in District Three (West end of the Seven Mile Bridge to the Long Key Bridge).

| Appropriations by Department | FY 2024 Proposed | Revenue Source | FY 2024 Proposed |
|---|---|---|---|
| Budgeted Transfers | 13,595 | Taxes | 5,558,300 |
| TDC District 3 Third Cent | 6,424,561 | Other Sources | 6,635,660 |
| TDC District 4 Third Cent | 5,755,804 | **Total Revenue** | **12,193,960** |
| **Total Budget** | **12,193,960** | | |

## TDC District 4 Third Cent

Fund Number: **120**

Description: To account for the Local Option Three Cent Bed Tax in District Four (Long Key Bridge to Mile Maker 90.939).

| Appropriations by Department | FY 2024 Proposed | Revenue Source | FY 2024 Proposed |
|---|---|---|---|
| Budgeted Transfers | 13,002 | Taxes | 3,310,800 |
| TDC District 4 Third Cent | 6,977,817 | Other Sources | 3,680,019 |
| **Total Budget** | **6,990,819** | **Total Revenue** | **6,990,819** |

## TDC District 5 Third Cent

Fund Number: **121**

Description: To account for the Local Option Three Cent Bed Tax in District Five (Mile Maker 90.940 to the Dade/Monroe County line and any mainland portions of Monroe County).

| Appropriations by Department | FY 2024 Proposed |
|---|---|
| Budgeted Transfers | 26,318 |
| TDC District 4 Third Cent | 3,025,161 |
| TDC District 5 Third Cent | 6,322,995 |
| **Total Budget** | **9,374,474** |

| Revenue Source | FY 2024 Proposed |
|---|---|
| Taxes | 4,820,500 |
| Other Sources | 4,553,974 |
| **Total Revenue** | **9,374,474** |

## Impact Fees Fund - Roadway

Fund Number: **130**

Description: This fund accounts for roadway impact fees (Licenses & Permits) collected within the County's Impact Fee Districts. Funds are used for the capital expansion of the county's major road network system in the district from where the moneys are collected. This fund is part of the County's Capital Improvement Plan (CIP).

| Appropriations by Department | FY 2024 Proposed |
|---|---|
| Impact Fees Roadways | 720,192 |
| **Total Budget** | **720,192** |

| Revenue Source | FY 2024 Proposed |
|---|---|
| Licenses And Permits | 42,500 |
| Misc. Revenues | 10,500 |
| Other Sources | 667,192 |
| **Total Revenue** | **720,192** |

## Impact Fees Fund - Parks & Rec

Fund Number: **131**

Description: This fund accounts for park impact fees (License & Permits) collected within the County's Impact Fee Districts. Funds are used for the capital expansion of the county's community park facilities in the subdistrict from which the moneys have been collected. This fund is part of the County's Capital Improvement Plan (CIP).

| Appropriations by Department | FY 2024 Proposed |
|---|---|
| Impact Fees Parks & Recreation | 860,359 |
| **Total Budget** | **860,359** |

| Revenue Source | FY 2024 Proposed |
|---|---|
| Licenses And Permits | 21,000 |
| Other Sources | 839,359 |
| **Total Revenue** | **860,359** |

## Impact Fees Fund - Solid Waste

Fund Number: **133**

Description: This fund accounts for solid waste impact fees collected within the County's Impact Fee Districts. The funds can be used for the purpose of construction and expansion of solid waste facilities in Monroe County and also the purchase of new incinerators and equipment. This fund is part of the County's Capital Improvement Plan (CIP).

| Appropriations by Department | FY 2024 Proposed |
|---|---|
| Impact Fees Solid Waste | 135,285 |
| **Total Budget** | **135,285** |

| Revenue Source | FY 2024 Proposed |
|---|---|
| Misc. Revenues | 300 |
| Other Sources | 134,985 |
| **Total Revenue** | **135,285** |

## Impact Fees Fund - Fire & EMS

Fund Number: **135**

Description: This fund accounts for fire facility impact fees collected within the County's Impact Fee Districts. Funds can be used for the capital expansion of the County's fire facilities including wells and hydrants. This fund is part of the County's Capital Improvement Plan (CIP).

| Appropriations by Department | FY 2024 Proposed |
|---|---|
| Impact Fees Fire & EMS | 191,739 |
| **Total Budget** | **191,739** |

| Revenue Source | FY 2024 Proposed |
|---|---|
| Licenses And Permits | 13,700 |
| Misc. Revenues | 131 |
| Other Sources | 177,908 |
| **Total Revenue** | **191,739** |

## Fire & Ambulance District 1 L&M Key

Fund Number: **141**

Description: This fund accounts for revenues and expenditures related to District One Fire and Ambulance services.

| Appropriations by Department | FY 2024 Proposed |
|---|---|
| Budgeted Transfers | 1,173,110 |
| Fire & Rescue Central | 14,927,344 |
| Property Appraiser | 279,599 |
| Reserves | 1,281,953 |
| Tax Collector | 470,685 |
| **Total Budget** | **18,132,691** |

| Revenue Source | FY 2024 Proposed |
|---|---|
| Taxes | 15,697,012 |
| Intergovernmental Revenue | 35,000 |
| Charges For Services | 850,000 |
| Misc. Revenues | 83,000 |
| Other Sources | 1,467,679 |
| **Total Revenue** | **18,132,691** |

## Unincorporated Svc Dist Parks & Rec

Fund Number: **147**

Description: This fund accounts for unincorporated parks and recreation operations.

| Appropriations by Department | FY 2024 Proposed |
|---|---|
| Budgeted Transfers | 331,776 |
| Parks & Recreation | 5,112,808 |
| Reserves | 434,931 |
| Tax Collector | 106,437 |
| **Total Budget** | **5,985,952** |

| Revenue Source | FY 2024 Proposed |
|---|---|
| Taxes | 3,548,891 |
| Intergovernmental Revenue | 1,655,533 |
| Charges For Services | 75,000 |
| Misc. Revenues | 42,500 |
| Other Sources | 664,028 |
| **Total Revenue** | **5,985,952** |

## Mstd - Plng/bldg/code/fire Mar

Fund Number: **148**

Description: This fund accounts for revenue and expenditures related to unincorporated planning, code compliance, zoning, fire and rescue administration and Fire Marshal. Taxes listed here are Local Communication Service taxes. No Ad Valorem taxes were levied in this fund.

| Appropriations by Department | FY 2024 Proposed |
|---|---|
| Code Compliance | 2,580,669 |
| County Attorney | 1,126,368 |
| Environmental Resources | 1,279,147 |
| Fire & Rescue Coordinator/Fire Academy | 1,773,559 |
| Fire Marshal | 1,092,294 |
| Planning Commission | 30,209 |
| Planning Department | 3,408,773 |
| Planning Refunds | 20,000 |
| Property Appraiser | 53,731 |
| Reserves | 921,215 |
| **Total Budget** | **12,285,965** |

| Revenue Source | FY 2024 Proposed |
|---|---|
| Taxes | 500,000 |
| Intergovernmental Revenue | 5,335,494 |
| Charges For Services | 3,622,978 |
| Fines And Forfeits | 1,400,000 |
| Misc. Revenues | 50,000 |
| Other Sources | 1,377,493 |
| **Total Revenue** | **12,285,965** |

## Municipal Policing

Fund Number: **149**

Description: This fund accounts for Sheriff's Office operation for services to unincorporated Monroe County and contracts with municipalities (Marathon, Islamorada, & Layton) for additional services, over and above the Sheriff's Countywide costs.

| Appropriations by Department | FY 2024 Proposed |
|---|---|
| Budgeted Transfers | 14,338 |
| Monroe County Sheriff | 11,477,168 |
| Property Appraiser | 105,776 |
| Reserves | 1,008,564 |
| Tax Collector | 187,975 |
| **Total Budget** | **12,793,821** |

| Revenue Source | FY 2024 Proposed |
|---|---|
| Taxes | 6,270,825 |
| Charges For Services | 5,474,291 |
| Misc. Revenues | 40,000 |
| Other Sources | 1,008,705 |
| **Total Revenue** | **12,793,821** |

## 911 Enhancement Fee

Fund Number: **150**

Description: This fund accounts for fees levied for the 911 emergency phone system.

| Appropriations by Department | FY 2024 Proposed |
|---|---|
| Communications | 572,898 |
| **Total Budget** | **572,898** |

| Revenue Source | FY 2024 Proposed |
|---|---|
| Charges For Services | 565,000 |
| Misc. Revenues | 300 |
| Other Sources | 7,598 |
| **Total Revenue** | **572,898** |

## Duck Key Security District

Fund Number: **152**

Description: To account for the revenues and expenditures in providing security services for the Duck Key District. Special assessment revenues (Licenses & Permits) are collected from Duck Key property owners as pursuant to Florida Statute 125.01(q)(1) and codified by Monroe County Ordinance 005-1992.

| Appropriations by Department | FY 2024 Proposed |
|---|---|
| BOCC Miscellaneous | 115,000 |
| Reserves | 45,000 |
| Tax Collector | 1,100 |
| **Total Budget** | **161,100** |

| Revenue Source | FY 2024 Proposed |
|---|---|
| Licenses And Permits | 118,596 |
| Misc. Revenues | 4,500 |
| Other Sources | 38,004 |
| **Total Revenue** | **161,100** |

## Local Housing Assistance Trust Fund

Fund Number: **153**

Description: This program is funded by an increase in the documentary stamps, as approved by the State Legislature in the Affordable Housing Act. The revenue available to Monroe County is administered by the Director of Social Services through the State Housing Initiatives Partnership Program (SHIP).

| Appropriations by Department | FY 2024 Proposed |
|---|---|
| Housing Assistance | 2,438,000 |
| **Total Budget** | **2,438,000** |

| Revenue Source | FY 2024 Proposed |
|---|---|
| Intergovernmental Revenue | 475,000 |
| Misc. Revenues | 190,000 |
| Other Sources | 1,773,000 |
| **Total Revenue** | **2,438,000** |

## Affordable Housing Initiatives

Fund Number: **155**

Description: To account for the revenues and expenditures related to affordable housing initiatives. The Monroe County Land Development Code Section 139-1(h) allows for a trust fund to be established and maintained with funds earmarked for the purpose of furthering affordable housing initiatives in municipalities and unincorporated areas of the county

| Appropriations by Department | FY 2024 Proposed |
|---|---|
| Planning Department | 15,232 |
| **Total Budget** | **15,232** |

| Revenue Source | FY 2024 Proposed |
|---|---|
| Other Sources | 15,232 |
| **Total Revenue** | **15,232** |

## Boating Improvement Fund (BIF)

Fund Number: **157**

Description: To account for revenues and expenditures providing boating-related activities, for removal of vessels and floating structures deemed a hazard to public safety and health, and for manatee and marine mammal protection and recovery. An annual vessel registration fee is collected as authorized by Florida Statute 328.66 and Monroe County Ordinance 034-2002.

| Appropriations by Department | FY 2024 Proposed |
|---|---|
| Marine Resources | 1,192,485 |
| Reserves | 475,000 |
| **Total Budget** | **1,667,485** |

| Revenue Source | FY 2024 Proposed |
|---|---|
| Charges For Services | 755,000 |
| Misc. Revenues | 40,000 |
| Other Sources | 872,485 |
| **Total Revenue** | **1,667,485** |

## Misc Special Revenue Fund

Fund Number: **158**

Description: To account for revenues and expenditures earmarked for specific purposes. Included are funds to be used exclusively for court-related and court technology needs as defined in Section 29.008(1)(f)2 and (h), F.S. for the state trial courts, state attorney, public defender, and criminal conflict and civil regional counsel in the county. These funds are collected pursuant to Section 28.24 (12)(e)1, of the Florida Statutes. Traffic Education Funds are collected pursuant to County Ordinance 21-2002.

| Appropriations by Department | FY 2024 Proposed |
|---|---|
| BOCC Miscellaneous | 53,000 |
| Building Department | 70,000 |
| Communications | 140,000 |
| Court Technology Fund | 119,755 |
| Environmental Resources | 53,500 |
| Fire & Rescue Coordinator/Fire Academy | 5,000 |
| Judicial Administration | 26,900 |
| Libraries | 228,864 |
| Monroe County Sheriff | 50,000 |
| Parks & Recreation | 2,600 |
| Public Defender | 146,000 |
| Reserves | 2,576,681 |
| State Attorney | 310,000 |
| Welfare Services | 1,557 |
| **Total Budget** | **3,783,857** |

| Revenue Source | FY 2024 Proposed |
|---|---|
| Other Sources | 3,783,857 |
| **Total Revenue** | **3,783,857** |

## Environmental Restoration Fund

Fund Number: **160**

Description: This fund accounts for expenditures related to habitat restoration and improvement purposes set forth in the Monroe County Comprehensive Plan and Land Development Regulations. Revenues are collected as part of a mitigation penalty as imposed by Monroe County Resolution #345A-1999.

| Appropriations by Department | FY 2024 Proposed | Revenue Source | FY 2024 Proposed |
|---|---|---|---|
| Environmental Resources | 1,606,323 | Fines And Forfeits | 650,000 |
| Parks & Recreation | 11,483 | Misc. Revenues | 15,000 |
| Reserves | 250,700 | Other Sources | 1,203,506 |
| **Total Budget** | **1,868,506** | **Total Revenue** | **1,868,506** |

## Law Enforcement Trust (600)

Fund Number: **162**

Description: To account for the funds used for the purpose of training police officers and supporting personnel in the prevention, investigation, detection, and identification of crime. Law Enforcement Trust Funds (LETF) revenues are authorized by Florida Statutes 775.083 and 893.135.

| Appropriations by Department | FY 2024 Proposed | Revenue Source | FY 2024 Proposed |
|---|---|---|---|
| Law Enforcement Trust | 3,181,004 | Misc. Revenues | 25,000 |
| Reserves | 23,750 | Other Sources | 3,179,754 |
| **Total Budget** | **3,204,754** | **Total Revenue** | **3,204,754** |

## Court Facilities Fees Trust (602)

Fund Number: **163**

Description: To account for revenues collected upon the institution of any civil action, suit or proceeding to be used exclusively in providing and maintaining existing and future courthouse facilities that are used for Circuit and County Court systems.

| Appropriations by Department | FY 2024 Proposed | Revenue Source | FY 2024 Proposed |
|---|---|---|---|
| Judicial Administration | 846,608 | Charges For Services | 450,000 |
| Reserves | 95,000 | Misc. Revenues | 40,000 |
| **Total Budget** | **941,608** | Other Sources | 451,608 |
| | | **Total Revenue** | **941,608** |

## Clerk's Drug Abuse Trust (603)

Fund Number: **164**

Description: To account for assessments collected for drug abuse programs and to disburse assistance grants for drug abuse treatment and/or educational programs which meet the standards for qualification of such programs by the Department of Health and Rehabilitative Services.

| Appropriations by Department | FY 2024 Proposed | Revenue Source | FY 2024 Proposed |
|---|---|---|---|
| BOCC Miscellaneous | 55,000 | Charges For Services | 30,000 |
| Reserves | 10,000 | Misc. Revenues | 1,000 |
| **Total Budget** | **65,000** | Other Sources | 34,000 |
| | | **Total Revenue** | **65,000** |

## Canal #266 MSBU

Fund Number: **177**

Description: This taxing unit was created to provide the maintenance of local improvements for Canal #266 in Big Pine Key. The BOCC has not finalized the budget for this fund at the time of the proposed budget.

| Appropriations by Department | FY 2024 Proposed |
|---|---|
| Canals | 62,200 |
| Reserves | 15,000 |
| Tax Collector | 1,048 |
| **Total Budget** | **78,248** |

| Revenue Source | FY 2024 Proposed |
|---|---|
| Licenses And Permits | 34,943 |
| Other Sources | 43,305 |
| **Total Revenue** | **78,248** |

## Building Fund

Fund Number: **180**

Description: This fund is used to account for Building Department operations related to restricted building fee revenues.

| Appropriations by Department | FY 2024 Proposed |
|---|---|
| Budgeted Transfers | 538,659 |
| Building Department | 6,488,460 |
| Building Refunds | 30,000 |
| County Attorney | 45,978 |
| Reserves | 100,000 |
| **Total Budget** | **7,203,097** |

| Revenue Source | FY 2024 Proposed |
|---|---|
| Licenses And Permits | 5,520,000 |
| Charges For Services | 120,000 |
| Misc. Revenues | 65,000 |
| Other Sources | 1,498,097 |
| **Total Revenue** | **7,203,097** |

## Debt Service Fund

Fund Number: **207**

Description: To account for accumulation of resources for, and payment of, interest and principal on long-term debt.

| Appropriations by Department | FY 2024 Proposed |
|---|---|
| 2003 Revenue Bond | 23,010,918 |
| Reserves | 1,000,000 |
| **Total Budget** | **24,010,918** |

| Revenue Source | FY 2024 Proposed |
|---|---|
| Misc. Revenues | 15,000 |
| Other Sources | 23,995,918 |
| **Total Revenue** | **24,010,918** |

## One Cent Infra-structure Sales Tax

Fund Number: **304**

Description: The One Cent Infra-structure Sales Tax Fund accounts for capital improvment projects funded by the Infrastructure Surtax (also called the One Cent Local Option Sales Tax) revenue. This local sales tax is defined by Sections 212.054-.055 of the Florida Statutes.

| Appropriations by Department | FY 2024 Proposed |
|---|---|
| Budgeted Transfers | 22,629,813 |
| Culture & Recreation Capital Projects | 1,930,200 |
| General Gov Cap Projects | 3,809,843 |
| Other Capital Projects | 500,000 |
| Public Safety Capital Projects | 22,855,065 |
| Public Works Management | 3,716,783 |
| Reserves | 5,454,265 |
| Transportation Capital Projects | 12,393,569 |
| **Total Budget** | **73,289,538** |

| Revenue Source | FY 2024 Proposed |
|---|---|
| Taxes | 32,000,000 |
| Licenses And Permits | 2,785,400 |
| Misc. Revenues | 50,000 |
| Other Sources | 38,454,138 |
| **Total Revenue** | **73,289,538** |

## Clerks Rev Note, Capital

Fund Number: **306**
Description: This fund is used to account for the Clerks network system.

| Appropriations by Department | FY 2024 Proposed |
|---|---|
| Court Services Network System | 100,000 |
| **Total Budget** | **100,000** |

| Revenue Source | FY 2024 Proposed |
|---|---|
| Other Sources | 100,000 |
| **Total Revenue** | **100,000** |

## Land Acquisition

Fund Number: **316**
Description: This fund accounts for the revenues and expenditures related to Land Acquisition.

| Appropriations by Department | FY 2024 Proposed |
|---|---|
| Physical Environment Projects | 1,703,798 |
| Reserves | 150,000 |
| **Total Budget** | **1,853,798** |

| Revenue Source | FY 2024 Proposed |
|---|---|
| Misc. Revenues | 5,000 |
| Other Sources | 1,848,798 |
| **Total Revenue** | **1,853,798** |

## Card Sound Bridge

Fund Number: **401**
Description: This fund accounts for the revenue and expenditures related to operations of the Card Sound toll bridge. Collection of tolls was imposed by Monroe County Resolution #54A-1967.

| Appropriations by Department | FY 2024 Proposed |
|---|---|
| Budgeted Transfers | 79,776 |
| Card Sound Road | 1,716,386 |
| County Engineering General | 183,004 |
| Reserves | 687,159 |
| Road Department | 379,451 |
| **Total Budget** | **3,045,776** |

| Revenue Source | FY 2024 Proposed |
|---|---|
| Charges For Services | 2,000,000 |
| Misc. Revenues | 40,000 |
| Other Sources | 1,005,776 |
| **Total Revenue** | **3,045,776** |

## Marathon Airport

Fund Number: **403**
Description: This fund accounts for the revenue and expenditures related to the operations of the Marathon Airport.

| Appropriations by Department | FY 2024 Proposed |
|---|---|
| Budgeted Transfers | 137,385 |
| Marathon Airport | 2,401,631 |
| Reserves | 210,000 |
| **Total Budget** | **2,749,016** |

| Revenue Source | FY 2024 Proposed |
|---|---|
| Charges For Services | 1,320,000 |
| Misc. Revenues | 50,000 |
| Other Sources | 1,379,016 |
| **Total Revenue** | **2,749,016** |

## Key West Intl Airport

Fund Number: **404**
Description: This fund accounts for the revenue and expenditures related to the operations of the Key West Airport.

| Appropriations by Department | FY 2024 Proposed |
|---|---|
| Budgeted Transfers | 477,280 |
| Fire & Rescue Key West Airport | 2,300,629 |
| Key West Airport | 19,498,815 |
| Reserves | 105,000 |
| **Total Budget** | **22,381,724** |

| Revenue Source | FY 2024 Proposed |
|---|---|
| Charges For Services | 10,755,000 |
| Misc. Revenues | 50,000 |
| Other Sources | 11,576,724 |
| **Total Revenue** | **22,381,724** |

## Key West AIP Series 2006 Bonds

Fund Number: **405**

Description: This fund is used to account for the Principal, Interest and Other Debt Service Costs of The Airport Terminal Project

| Appropriations by Department | FY 2024 Proposed |
|---|---|
| Key West Airport | 35,401,740 |
| Key West Airport Debt Service - Interest & Other Debt Costs | 2,091,100 |
| Reserves | 2,864,750 |
| **Total Budget** | **40,357,590** |

| Revenue Source | FY 2024 Proposed |
|---|---|
| Misc. Revenues | 500,000 |
| Other Sources | 39,857,590 |
| **Total Revenue** | **40,357,590** |

## PFC & Oper Restrictions

Fund Number: **406**

Description: This fund accounts for all PFC (Passenger Facility Charge) funded projects & demonstrates compliance with the bond issue covenants for the KWIA (Key West International Airport).

| Appropriations by Department | FY 2024 Proposed |
|---|---|
| Budgeted Transfers | 2,145,000 |
| PFC | 1,500,000 |
| Reserves | 300,000 |
| **Total Budget** | **3,945,000** |

| Revenue Source | FY 2024 Proposed |
|---|---|
| Charges For Services | 1,900,000 |
| Misc. Revenues | 75,000 |
| Other Sources | 1,970,000 |
| **Total Revenue** | **3,945,000** |

## MSD Solid Waste Management

Fund Number: **414**

Description: This fund is restricted in use to collection, disposal, and recycling of solid waste. The primary funding sources are annual assessments charged to home owners and businesses, franchise fees and tipping scale fees.

| Appropriations by Department | FY 2024 Proposed |
|---|---|
| Budgeted Transfers | 235,202 |
| Reserves | 3,663,665 |
| Solid Waste | 31,176,655 |
| **Total Budget** | **35,075,522** |

| Revenue Source | FY 2024 Proposed |
|---|---|
| Licenses And Permits | 590,000 |
| Charges For Services | 22,528,989 |
| Misc. Revenues | 160,000 |
| Other Sources | 11,796,533 |
| **Total Revenue** | **35,075,522** |

## Worker's Compensation

Fund Number: **501**

Description: The Worker's Compensation Fund accounts for the operation of the County's worker's compensation program. Fund revenues are generated through internal charges to departments.

| Appropriations by Department | FY 2024 Proposed |
|---|---|
| Budgeted Transfers | 69,064 |
| Employee Services - Loss Control | 117,133 |
| Employee Services - Worker's Comp | 5,320,426 |
| Reserves | 229,692 |
| **Total Budget** | **5,736,315** |

| Revenue Source | FY 2024 Proposed |
|---|---|
| Charges For Services | 2,641,685 |
| Misc. Revenues | 310,000 |
| Other Sources | 2,784,630 |
| **Total Revenue** | **5,736,315** |

## Group Insurance Fund

Fund Number: **502**

Description: The Group Insurance Fund accounts for the operation of the County's self insured group insurance program. Fund revenues are generated through internal charges to departments based upon the number of employees covered under the insurance program. Starting January 1, 2015, all BOCC employees hired prior to May 1, 2012 will start to pay $25/month for their health insurance. Those hired after May 1, 2012, will continue to contribute $50/month.

| Appropriations by Department | FY 2024 Proposed | Revenue Source | FY 2024 Proposed |
|---|---|---|---|
| Budgeted Transfers | 127,936 | Charges For Services | 22,605,536 |
| Employee Services - Group Insurance | 30,501,767 | Misc. Revenues | 1,130,000 |
| Reserves | 5,092,967 | Other Sources | 11,987,134 |
| **Total Budget** | **35,722,670** | **Total Revenue** | **35,722,670** |

## Risk Management Fund

Fund Number: **503**

Description: The Risk Management Fund accounts for the operation of the County's risk management program. Fund revenues are generated through internal charges to departments.

| Appropriations by Department | FY 2024 Proposed | Revenue Source | FY 2024 Proposed |
|---|---|---|---|
| Budgeted Transfers | 133,720 | Charges For Services | 11,630,011 |
| County Attorney - Risk Mgmt. | 11,715,395 | Misc. Revenues | 100,000 |
| Employee Services - Loss Control | 845,715 | Other Sources | 2,895,107 |
| Reserves | 1,930,288 | **Total Revenue** | **14,625,118** |
| **Total Budget** | **14,625,118** | | |

## Fleet Management Fund

Fund Number: **504**

Description: The Central Services Fund accounts for the operation of the County's Fleet Management program. Fund revenues are generated through internal charges to user departments for fuel usage and annual vehicle maintenance.

| Appropriations by Department | FY 2024 Proposed | Revenue Source | FY 2024 Proposed |
|---|---|---|---|
| Budgeted Transfers | 529,439 | Charges For Services | 4,622,726 |
| Fleet Management | 5,575,784 | Misc. Revenues | 10,000 |
| Reserves | 468,512 | Other Sources | 1,941,009 |
| **Total Budget** | **6,573,735** | **Total Revenue** | **6,573,735** |

## FIRE & EMS LOSAP TRUST FUND

Fund Number: **610**

Description: To account for contributions paid by the BOCC, to fund the pension benefits for eligible volunteer Firefighters and Emergency Medical Services volunteers (also called the Fire and EMS Pension Trust Fund). LOSAP is an acronym for Length Of Service Award Program and was implemented on June 21, 1999 by Monroe County Ordinance #026-1999.

| Appropriations by Department | FY 2024 Proposed | Revenue Source | FY 2024 Proposed |
|---|---|---|---|
| LOSAP | 48,000 | Misc. Revenues | 47,000 |
| Reserves | 17,500 | Other Sources | 18,500 |
| **Total Budget** | **65,500** | **Total Revenue** | **65,500** |

# Revenue Sources and Trends

While property taxes are used to finance a variety of services, other County revenues are linked to specific programs; solid waste assessments finance the waste disposal programs, gasoline taxes finance public transportation, roadway construction and maintenance, and impact fees finance capital improvements related to transportation, parks, police, fire and solid waste programs. The use of standard definitions is mandated by Florida Statute Section 218.33 and ensures consistency among the various financial reports.

**Taxes** - Charges levied by the County, including ad valorem taxes net of discounts, penalties and interest. This category includes sales, gas taxes, and local tourist taxes, which are estimated based on State supplied forecasts.

**Revenue:** Property Taxes
**Description:** Revenue derived from taxes levied on all real and personal property located in Monroe County
**Legal Authority:** Florida Statute, Chapter 200.
**Fees:** See "Ad Valorem Millage Summary."
**Constraints:** F.S. Section 200.081 states: "No municipality shall levy ad valorem taxes against real properties and tangible personal properties and tangible personal property in excess of 10 mills, except for voted levies."

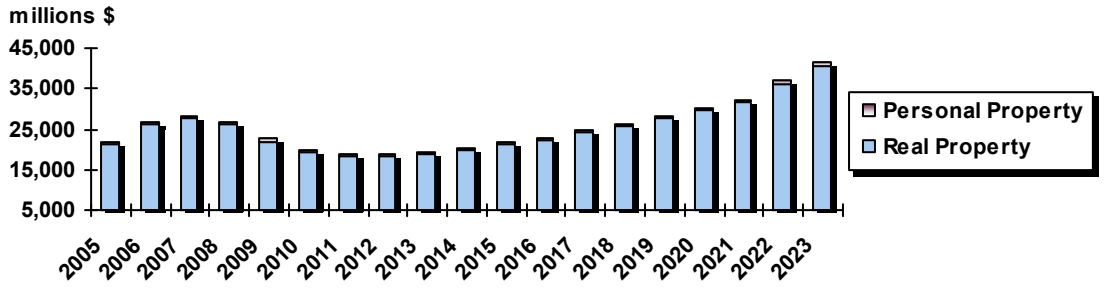


**Based on the 2023 July 1st Certification Tax Roll values the County-Wide taxable values are as follows:**

| | |
|---|---|
| **Homesteaded taxable value** (majority of these are residential properties) | **$ 8.33 Billion** |
| **Non-Homesteaded residential properties taxable value** | **$ 23.97 Billion** |
| **Commercial properties** | **$ 8.16 Billion** |
| **Vacant land taxable value** | **$ 1.49 Billion** |
| | **$ 41.95 Billion** |

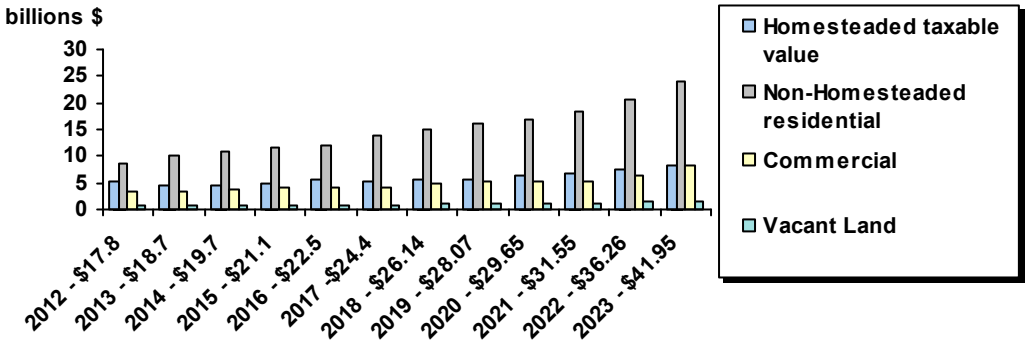

# Revenue Sources and Trends

**Revenue:** Local Government Infrastructure Surtax
**Fund/Account Number:** 304/RC_00008
**Description:** The Infrastructure Surtax may be levied countywide, with referendum approval, by the governing board of the county or the governing bodies of municipalities representing a majority of the county population.
**Legal Authority:** Florida Statute, Chapter 212.055 (2), Monroe County Code of Ordinances Chapter 23, Article IV, Section 23-142 to 147.
**Fees:** One percent sales tax.
**Restrictions:** The voters in Monroe County approved to extend the infrastructure sales surtax from 2018 to 2033. These revenues can be used to finance, plan, and construct infrastructure and to acquire land for public recreation or conservation or protection of natural resources. In addition, Monroe County may use up to 10% of these proceeds for any public purpose provided the debt service obligations are met; the County's comprehensive plan is in compliance with the Growth Management Act; and the County adopted an amendment to the ordinance levying the surtax.
**History/Trends:** For 5 years (2004 to early 2008), the County's share increased before the downturn of the national economy in late 2008. Revenue collection has increased since 2009 and we anticipate that it will continue with slight fluctuations based on our local economy. Receipts for FY20 were the lowest since FY14 with a total collection of $19.86M. However, revenue increased in FY21 and FY22 had the highest annual collection at $34.4M.
**Forecast:** At this time, OMB is estimating that the economy & local tourism will return to levels similar to pre-pandemic. This would result in a slight reduction of revenue from FY22, OMB is estimating FY23 revenue of $32.3M & $32M for FY2024.

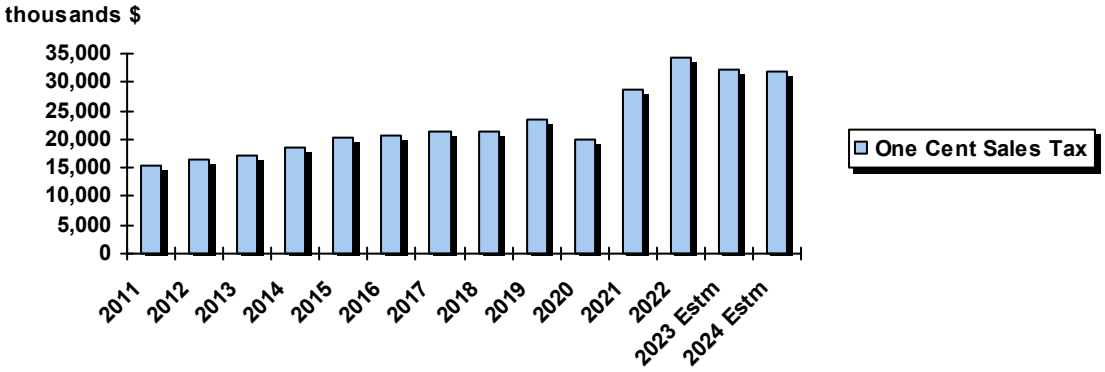


**Revenue:** Constitutional Gas Tax
**Fund/Account Number:** 102/RC_00074 and 102/RC_00075
**Description:** The two cents per gallon tax is placed on motor fuel is collected by the Florida State Department of Revenue (DOR) and is transferred to the State Board of Administration (SBA) for monthly disbursements. The allocation formula is based on the geographic area, population, and a collection component. This factor is then calculated annually for each county in the form of weighted county-to-state ratios. To determine each county's monthly distribution, the monthly statewide tax receipts are multiplied by each county's distribution factor.
**Legal Authority:** Florida Constitution Article XII, section 9(c) (4), Florida Statutes 206.41 and 206.47.
**Restrictions:** Besides meeting debt service obligations, this tax can be used for the acquisition, construction, and maintenance of roads.
**History/Trends:** Prior to 2014, the State Shared Gas Tax had been decreasing every year. In 2014, the distribution factor had an increase due to the collection component and therefore, we saw an increase in revenue. We expect slight increases to continue each year until we reach the same revenue collection as 2016. The Florida Department of Revenue estimated $2.63M for 2019 (we received $2.69M). The history of the distribution factor is: FY11-1.20%, FY12-1.19%, FY13-1.17%, FY14-1.19%, FY15-1.17%, FY16-1.18%, FY17-1.18%, FY18-1.18%, FY19-1.18%; FY20-1.16%; FY21-1.16%; FY22-1.16%
**Forecast:**. The Florida Department of Revenue estimates $2.7M for FY23. OMB is estimating revenue to return to be $2.7M for FY23 and $2.64M for FY24.

# Revenue Sources and Trends

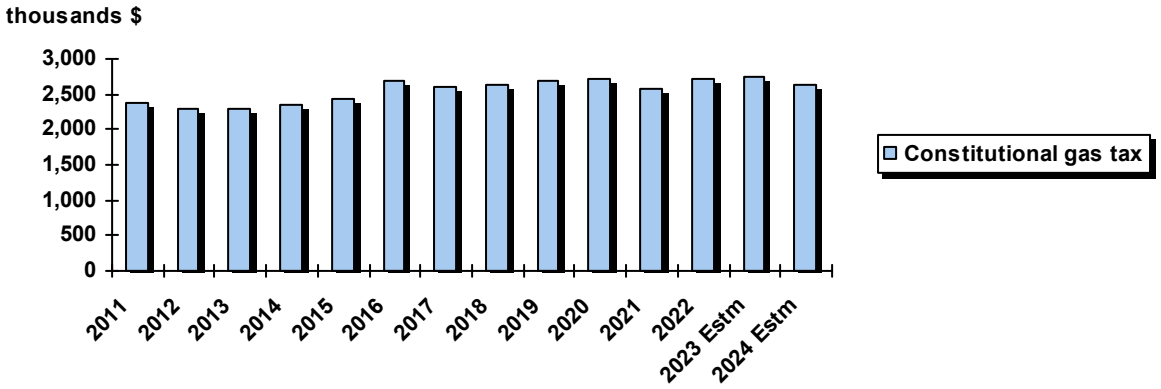


**Revenue:** County Fuel Tax
**Fund/Account Number:** 102/RC_00073
**Description:** The Florida Legislature has levied a one cent per gallon tax on motor fuel for distribution to county governments pursuant to the same formula used to distribute the Constitutional Gas Tax.
**Legal Authority:** Florida Statute, Chapter 206.60(6).
**Restrictions:** The funds from this tax can be used by counties for transportation related expenses, including the reduction of bond debt incurred for transportation purposes.
**History/Trends:** From 2006-2012, this State Shared Gas Tax had been decreasing. In 2013 it started to increase, and just like the Constitutional Gas, we estimate a similar trend for 2023.
**Forecast:** The distribution formula is the same as the Constitutional Gas Tax, therefore we are projecting a slight reduction in revenue for FY23. The state is estimating $1.20M for FY23. OMB is estimating $1.23M for FY23 and $1.12M for FY24.

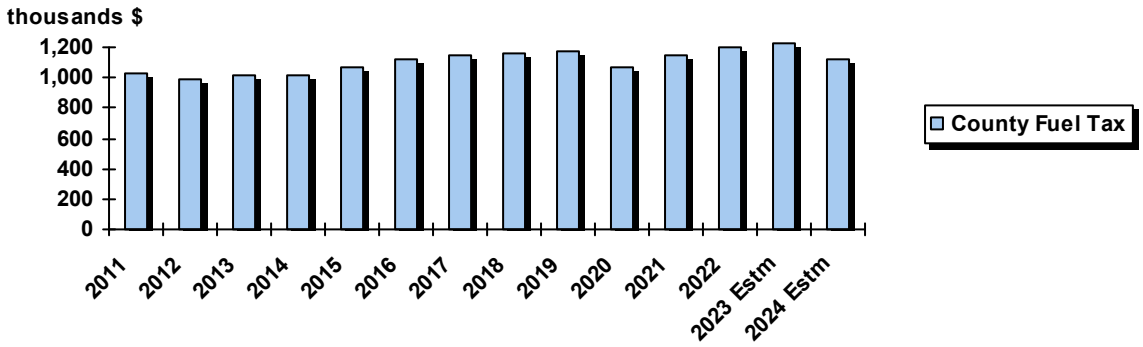


Since the two above state shared revenues have a state-to-county weight distribution rate with a collection component, the graph below shows the certified taxable gallons as reported by Florida Department of Revenue for July to June.

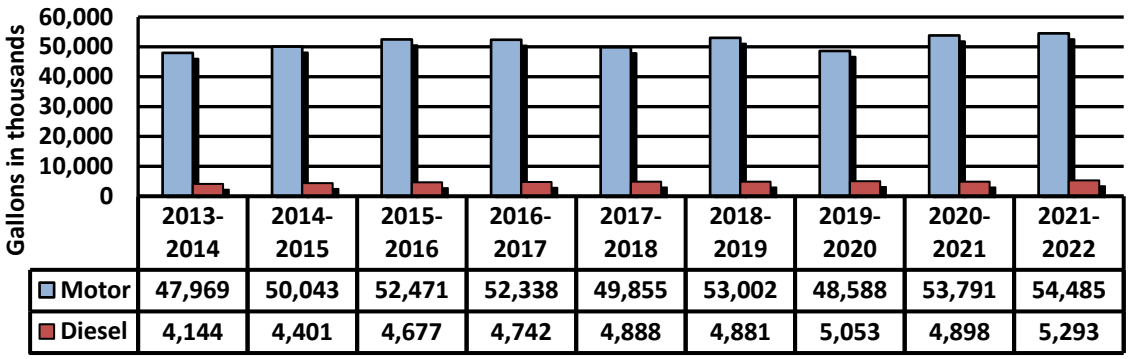


| | 2013-2014 | 2014-2015 | 2015-2016 | 2016-2017 | 2017-2018 | 2018-2019 | 2019-2020 | 2020-2021 | 2021-2022 |
|---|---|---|---|---|---|---|---|---|---|
| Motor | 47,969 | 50,043 | 52,471 | 52,338 | 49,855 | 53,002 | 48,588 | 53,791 | 54,485 |
| Diesel | 4,144 | 4,401 | 4,677 | 4,742 | 4,888 | 4,881 | 5,053 | 4,898 | 5,293 |

# Revenue Sources and Trends

**Revenue:** Local Option and Ninth-Cent Fuel Taxes
**Fund/Account Number:** 102/RC_00007 and 102/RC_00006
**Description:** In addition to the two-cent constitutional gas tax and the one cent County Gas Tax, counties may impose up to 12 cents of local option fuel taxes in the form of three separate levies. The first is a tax of 1 cent on every net gallon of motor and diesel fuel sold within the county. This is known as the "Ninth" cent fuel tax. The second is a tax of 1 to 6 cents on every net gallon of motor and diesel fuel sold within the county. The third tax is a 1 to 5 cents levy upon every net gallon of motor fuel sold within the county. The third tax is not subject to diesel fuel. Monroe County now levies twelve of the twelve cents on motor fuel and seven of the seven cents on diesel fuel. Monthly distribution on motor fuel is based on reports from terminal suppliers, wholesalers, and importers as the destination of the gallons distributed for retail sale or use. Taxes on diesel are distributed according to Florida Statute proceeds.
**Legal Authority:** Florida Statute, Chapters 336.025 (1) (a), 336.025 (1) (b), 336.021 (1) (d) and 336.021 respectively and the Monroe County Code of Ordinances Chapter 23, Article VII.
**Restrictions:** The statutorily authorized uses of the three taxes differ, as do the methods of imposition and the requirement that the revenue be shared with municipalities. The Ninth Cent and 1 to 6 cents taxes may be used to fund transportation expenditures. In addition to transportation expenditures, the 1 to 5 cents can be used to meet the requirements of the capital improvements element of an adopted local government comprehensive plan.
**History/Trends:** During 2004-2009, the Local Option and Ninth-Cent Fuel Taxes were decreasing. The Monroe County Board of Commissioners voted to raise the tax rate an additional 1 cent to motor fuel on the Ninth-Cent Fuel Tax and an additional 3 cents to the Local Option Fuel Tax. This gas tax increase came into effect on January 1, 2010. We experienced an increase in revenues until 2013, which had a slight decrease, but we continued to show an increase in the following years. In 2018, revenues were slightly down due to Hurricane Irma.
**Forecast:** Estimates have been declining over the years which is reflected in our estimate for FY23 & FY24.

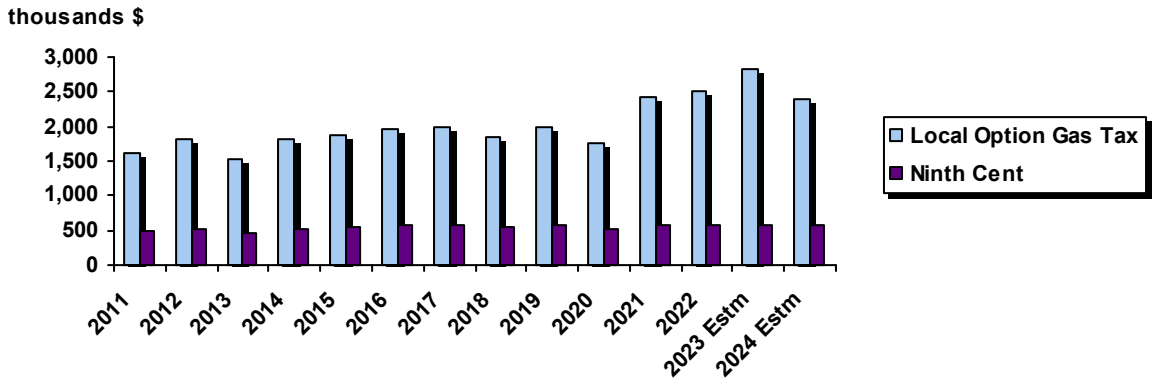


**Revenue:** Tourist Development Taxes
**Funds/Account Number:** 115,116,117,118,119,120,121/RC_00003 and 117,118,119,120,121/RC_00004
**Description:** After being suggested by the Tourist Development Council, whose members are appointed by the BOCC, the initial tourist development tax received referendum approval prior to imposition. Subject to a 1%, 2%, or 3% tax are most rents, leases, or sublets, which have been contracted for periods of six months or less, or living accommodations in hotels, motels, apartment houses, rooming houses, mobile home parks, and the like. The taxes are collected and administered by the Florida Department of Revenue.
**Legal Authority:** Florida Statute, Chapters 125.0104 (3) (c), 125.0104 (3) (d), 125.0104 (n). Monroe County Code of Ordinances Chapter 23, Article V.
**Restrictions:** The revenue must generally be used to promote tourism, to build convention and tourist bureaus, and to finance beach improvements. Smaller counties may also use the revenue to build and upgrade fishing piers, museums, parks, and nature centers.
**History/Trends:** Bed tax revenues collected have seen annual increases most years with the notable exception of the national economic downturn in late 2008. In 2015, we saw a significant increase with hotels

reopening in early 2015. For 2016 and 2017 the revenue remained steady. Our 2018 revenue decreased by 10% from the impact of Hurricane Irma on our tourism revenues. Revenue decreased significantly in FY20 due to COVID-19. However, revenues returned in FY21 & FY22 with historically high annual collections.
**Forecast:** OMB is estimating that revenue collections will be $62M for FY23 and will remain flat for FY24.

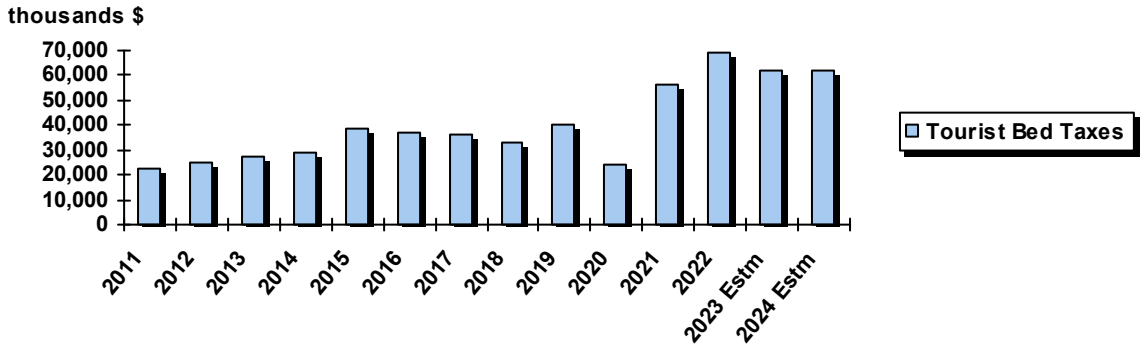


**Revenue:** Local Business Tax, formerly known as County Occupation License
**Fund/Account Number:** 001/RC_00010
**Description:** Florida law authorizes a county to levy a business tax granting the privilege of engaging in or managing any business, profession, or occupation within its jurisdiction.
**Legal Authority:** Florida Statutes, Section 205.032 and 205.033. Monroe Code of Ordinances Chapter 23, Article III
**Restrictions:** None
**History/Trends:** Prior to 1972, the State had imposed an occupational license tax and shared the revenues with counties. In 1972, Florida repealed the State tax and authorized counties to impose an occupational tax at the State rate then in effect. Chapter 80-274, Laws of Florida, authorized an increase in the tax, but capped the rate of increase. In 2012, the Florida State Legislature approved HB7125 which exempted real estate brokers and real estate sales associates from paying this tax.
**Forecast:** Since the legislative change, our total collection rate continues to have slight fluctuations. We anticipate a slight reduction from FY23 and FY24.

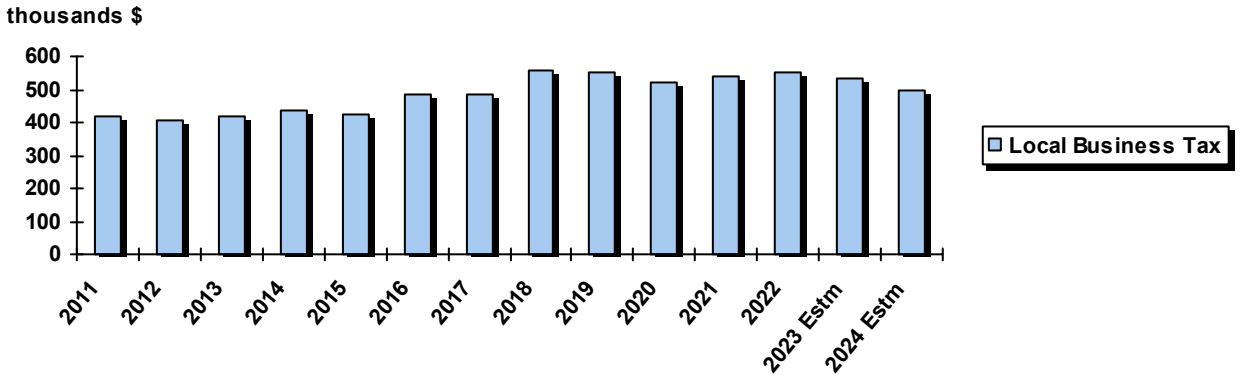


**Permits, Fees and Special Assessments** - Includes building permits, franchise fees, impact fees and special assessments.

**Revenue:** Building Permits
**Fund/Account Number:** 180/RC_00011
**Description:** Florida law authorizes the County to levy building permit charges to be used for carrying out the local government's responsibilities in enforcing the Florida Building Code.
**Legal Authority:** Monroe County Code of Ordinances 6-27., F.S. 553.8, F.S. 125.56 (2), or F.S. 166.222.
**Restrictions:** For use in unincorporated areas.
**History/Trends:** BOCC adopted a new building fee schedule that was put into effect on October 1, 2014. The previous fee schedule was based on components of the proposed work. The new permit fees are

calculated based upon the construction valuation of the proposed improvements. On May 23, 2018 the BOCC approved CPI increases on building fees for all years that it had not previously applied them to.
**Forecast:** For FY23, OMB forecasts that Building Permit revenue will end higher than FY22 at $6.8M but return to pre-pandemic levels in FY24 at $5.5M.

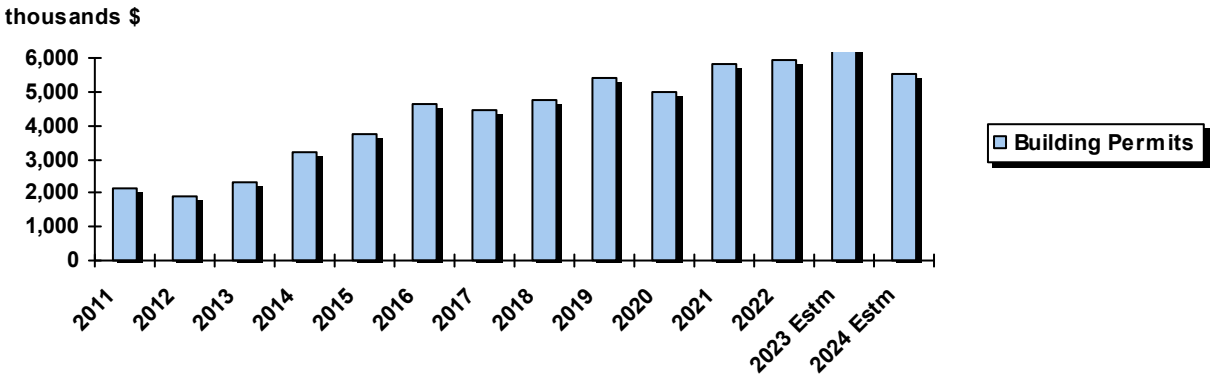


**Intergovernmental Revenue** - Includes revenues received from federal, state, and other local government sources in the form of grants, shared revenues, and payments in lieu of taxes. The latter two categories are estimated using State supplied calculations.

**Revenue:** Local Government 1/2 cent Sales Tax
**Fund/Account Number**: 001,147,148/RC_00071
**Description:** This State Shared revenue program returns to the cities and counties a portion of the sales tax proceeds remitted to the State of Florida.
**Legal Authority:** Florida Statutes Chapter 218. Part IV. Distribution formulas F.S.218.64
**Restrictions:** A proportion of the sales tax shall be expended only for countywide tax relief or countywide programs. The remaining portion shall be deemed revenues derived on behalf of the unincorporated area but may be expended on a countywide basis.
**History/Trends:** Up through fiscal year 1999, this revenue source was placed entirely in the General Fund to be used for countywide tax relief. In fiscal year 2000, the portion of this revenue source that by law is considered to be "derived on behalf of the unincorporated area" started to go into the general-purpose municipal service taxing unit fund to be used for unincorporated area tax relief. Since 2006, the County's share had a slight decline before the downturn of the national economy in late 2008. 2009 continued that downward trend. However, revenue receipts began to increase during 2011. Revenues have continued to increase year-over-year with the exception of 2018 due to Hurricane Irma and 2020 due to COVID-19.
**Forecast:** OMB is estimating that the County will collect $16.6M for FY23 and $16.5M for FY24.

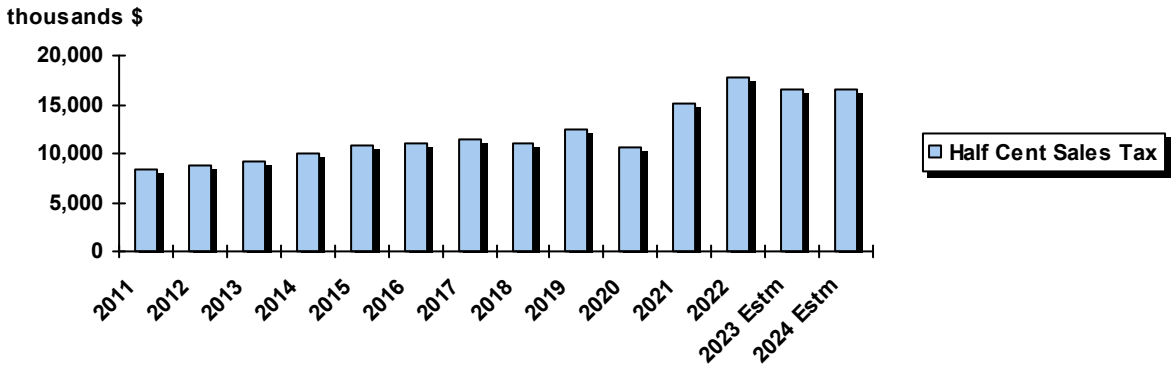

# Revenue Sources and Trends

**Revenue:** County Revenue Sharing Program (also known as State Shared Revenue Proceeds)
**Fund/Account Number:** 001/RC_00066
**Description:** The state shares 2.9 percent of the net cigarette tax collections and 2.044 percent of sales and use tax collections. An allocation formula serves as the basis for the distribution of these revenues to each county that meets the strict eligibility requirements. The apportionment factor comprises of weighted factors of county population, unincorporated county population and county sales tax collections.
**Legal Authority:** Florida Statutes Chapter 218 Part II, the Florida Revenue Sharing Act of 1972.
**Restrictions:** There are no use restrictions on these revenues other than some statutory limitations regarding funds that can be used as a pledge for indebtedness.
**Forecast:** OMB is estimating $4M in FY23 revenue, and a slight reduction in FY24 at $3.6M.

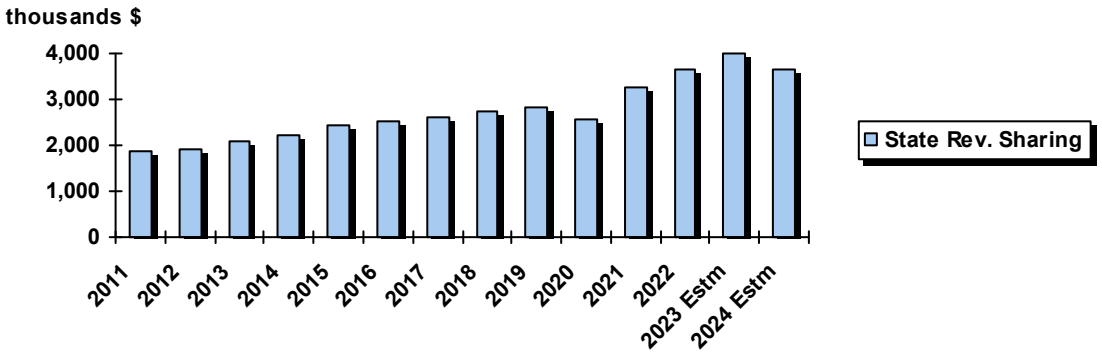


**Charges for Services** - Reflects all revenues stemming from charges for current services including solid waste annual service assessments, tipping fees, airport fees, recording fees, county officer fees and county and circuit court fees. These sources are estimated using trend analysis.

**Revenue:** Solid Waste Assessments and Tipping Fees.
**Fund/Account Number:** 414/RC_00154 (annual assessment), 414/RC_00155 (other tipping), 414/RC_00156 (sludge tipping), 414/RC_00157 (commercial tipping).
**Description:** The annual special assessment imposed upon lots or parcels of improved property in the Monroe County Solid Waste Municipal Service Benefit Unit was created under section 8-94. It is the intent of the Board of County Commissioners to require owners and occupants of all improved property within the unit to have domestic solid waste and special waste generated, on such improved property, collected and disposed of in a proper, sanitary, and efficient manner.
**Legal Authority:** Florida Statute 125, Monroe County Code Article IV, Sections 8-71 through, 8-107.
**Restrictions:** These funds are restricted in use to collection, disposal, and recycling of solid wastes and to debt service payments for solid waste facilities.
**History/Trends:** For over ten years, (1999-2010) there were no residential nor commercial assessment rate increases along with an increase in franchise fees. In 2010, residential fees went up from $292.00 to $396.00/year/residence, commercial rates were increased by .2% in accordance with the CPI and franchise fees increased 2%. There were no rate hikes in 2011. In 2012, the BOCC approved to increase residential assessments from $396.00 to $404.00/year along with an increase in the Tipping Fees from $120/ton to $123.50/ton. Franchise fees also increased during 2012. In 2017, the BOCC approved a decrease to residential assessments from $404.00 to $386.00/year. Since 2018, the BOCC has annually approved incremental increases to the residential assessment. For FY23, the approved residential assessment is $446 and $457.15 per residential unit for FY24.
**Forecast:** For FY24, OMB is anticipating a slight increase in annual assessment fees and a slight decrease in tipping fees.

# Revenue Sources and Trends

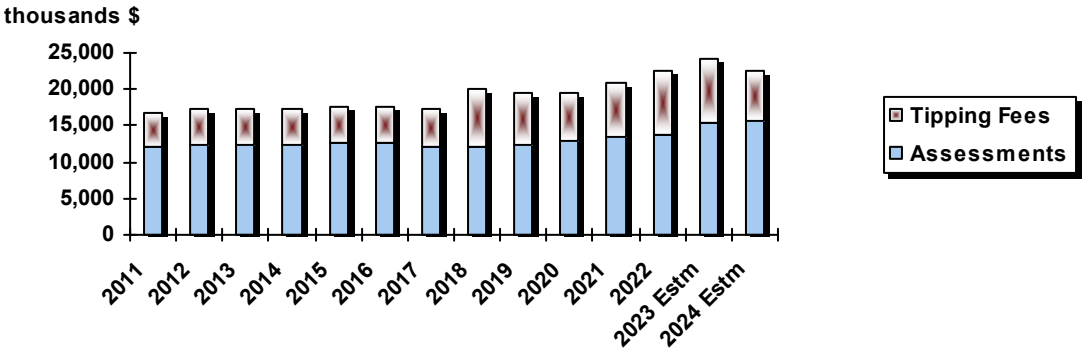


**Revenue:** Airport Fees.
**Fund/Account Number:** 403/RC_00163, 403/RC_00165, 403/RC_00167 (Marathon) 404/RC_00160, 404/RC_00162, 404/RC_00164, 404/RC_00166 and 404/RC_00168 (Key West)
**Description:** Passenger fees, airport leases, and other airport fees collected for the operation of Monroe County's two municipal airports, in Key West and Marathon.
**Restrictions:** These funds are restricted to support airport operations and maintenance.
**History/Trends:** Marathon Airport has had difficulty in attracting and retaining regular air carrier services. Key West Airport went thru a major construction project and was completed in 2008. Since then, one major discount air carrier had scheduled arrivals and departures from Key West but left in June 2014. Since then, the Key West Airport has experienced a year over year passenger increase of 3%. Current passenger numbers continue to show positive growth; this trend has been driven by incumbent air carriers increasing their system capacity and due to the addition of United Airlines.
**Forecast:** We anticipate that tourism will return to slightly higher than pre-pandemic numbers in 2023/2024.

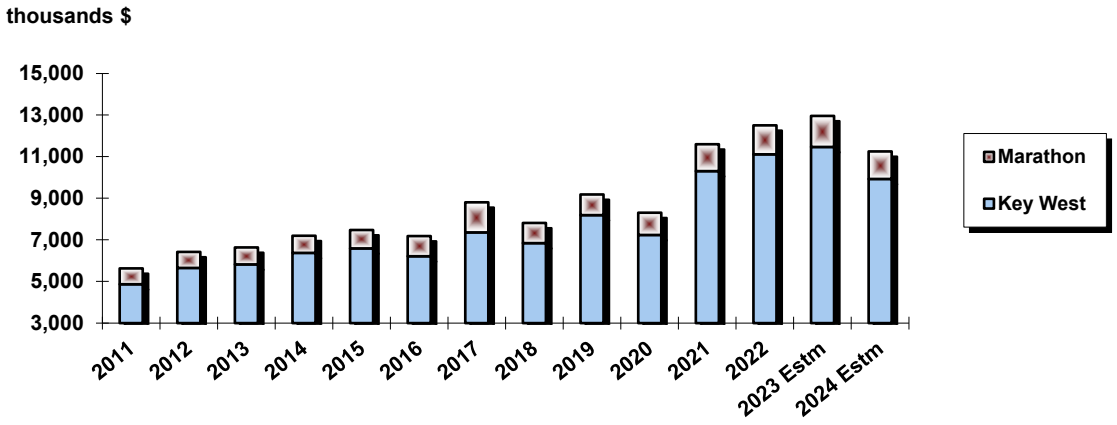

# Definition and the Process of Estimating Fund Balance Changes

**Fund Balance Definition for Governmental Funds**

Fund balance refers to the difference between current financial assets and liabilities reported in a governmental fund. In simpler terms, dollars available to spend. If some of the funds resources are not available to spend, this would be indicated by "restricting" or "reserving" a portion of fund balance. Credit rating agencies monitor fund balance levels and strongly consider unrestricted fund balance when determining a local government's creditworthiness. There are five types of fund balance and a definition of those types can be found in the fund balance policy, located under Financial Polices.

Fund Balance is also important to guard against unanticipated events that would adversely affect the financial stability of the County and jeopardize the continuation of necessary public services. The County keeps a $10 million fund balance in the event of a hurricane or other major events that would put a strain on the General Fund. In the past when Monroe County experienced four hurricanes in one year, there was enough money to pay the upfront costs of a storm and pay normal operating costs, until federal and state aid was received.

In reviewing Monroe County's adopted budget, the reader will notice that the County's practice is to appropriate all of the beginning fund balances, and all revenues and other sources of income. As a result, it appears the County intends to spend all available funds by the end the fiscal year. That is not the case.

Although Florida statutes require the appropriation of fund balances as a part of each year's budget, differences between estimates of spending and actual spending, as well as conservative estimates of revenues will normally result in some surplus funds each year. Monroe County attempts to prepare prudent estimates of revenues and spending each year to ensure the financial stability of our funds.

The process of estimating actual revenues and spending and the projection of fund balances is very difficult but nonetheless, a very important part of the County budget. The County estimates or projects its fund balances throughout the fiscal year using the following process:

First, since the County must prepare its annual budget prior to the time that the previous year's financial books are closed and audited, we must estimate the projected actual prior-year ending fund balances. These estimates serve as the basis for projecting the coming budget year ending fund balances.

Second, we estimate the percentage of *budgeted* revenues that will actually be received. This percentage is the result of analysis of prior year budget versus actual revenues. Typically, revenues are conservatively estimated and will likely exceed budgeted figures by a small amount each year. For example, under Florida Statutes, only 95% of estimated revenues are appropriated. While a 95% factor may be reasonable for ad valorem collections, where adjustments to the tax roll and discounts for early payment result in collections of about 95%, it tends to understate collections from other revenues. This 5% safety margin results in excess revenues from non-ad valorem revenues.

Third, OMB estimates the percentage of *budgeted* appropriations, excluding budgeted reserves, that will actually be expended. This percentage is the result of analysis of prior year budget versus actual spending. As might be expected, actual spending typically falls below the budgeted amounts by a small fraction each year and there is generally a surplus of budget funds remaining at the end of the year.

The end-of-year fund balances are then calculated by adding the *estimated actual* revenues, and subtracting the *estimated actual* expenditures from the estimated beginning fund balances to yield the projected year-end fund balances.

The projected year-end fund balances are a useful tool because they help predict the financial condition of each fund and help County staff predict and prepare for unusual situations in advance. The estimated balances also help us avoid large swings in taxation and other fee assessments one year over the next and, in the case of capital funds, it helps to monitor the accumulation of capital over a number of years for large infrastructure projects.

The following table summarizes, in the manner described above, the fund balance projections for the major Monroe County funds.

**Projected Changes in Fund Balances**

| | Fund | Audited 9/30/2022 Fund Bal | Fiscal Year 2023 Estimated Actual Revenues | Expenses | Projected Impact of Operations Positive/Negative | Estimated 9/30/2023 Fund Bal | % Change in Fund Balance | Reasons for the changes in FY23 Fund Balance | Fiscal Year 2024 Estimated Actual Revenues | Expenses | Projected Impact of Operations Positive/Negative | Estimated 9/30/2024 Fund Bal | % Change in Fund Balance | Reasons for the changes in FY24 Fund Balance |
|---|---|---|---|---|---|---|---|---|---|---|---|---|---|---|
| | **GENERAL FUND** | | | | | | | | | | | | | |
| 001 | General Fund | 49,287,103 | 64,636,239 | 67,036,774 | (2,400,535) | 46,886,568 | -5% | State Sales tax revenues exceeding state estimates, Tourist Impact Tax show slow down. | 70,380,679 | 77,386,524 | (7,005,845) | 39,880,723 | -15% | Antipates no sales tax revenue growth over the current year due to economic uncertainty. We will keep a close watch on revenues & spending, will excersise operational flexibility to adjust the budget mid-year, if and as necessary. Additionally, the 1/2 cent sales tax revenue is reduced in the general fund and increased in fund 148 for FY24. Appox 2.5 million is for non-recurring one time projects. |
| | **Total General Fund** | **49,287,103** | **64,636,239** | **67,036,774** | **(2,400,535)** | **46,886,568** | **-5%** | | **70,380,679** | **77,386,524** | **(7,005,845)** | **39,880,723** | **-15%** | |
| | **SPECIAL REVENUE FUNDS** | | | | | | | | | | | | | |
| 100 | Affordable Housing Programs | 412,042 | 8,500 | 0 | 8,500 | 420,542 | 2% | | 8,304 | 0 | 8,304 | 428,846 | 2% | |
| 101 | Law Enforcement, Jail, Judicial | 20,232,475 | 77,104,426 | 75,834,082 | 1,270,344 | 21,502,819 | 6% | Intentional stabilization | 82,598,455 | 83,712,273 | (1,113,818) | 20,389,001 | -5% | Increased Sheriff expenditures including a 7% salary increase for bargaining unit and non-bargaining unit. |
| 102 | Roads and Bridges | 6,168,644 | 7,595,402 | 6,640,296 | 955,106 | 7,123,750 | 15% | Additional expenditures for large road projects/bridges and reduction in revenue. | 7,215,632 | 7,116,532 | 99,100 | 7,222,850 | 1% | Additional expenditures for large road projects/bridges and reduction in revenue. |
| 104 | Middle Keys Health Care | 112,647 | 2,561,853 | 2,525,873 | 35,980 | 148,627 | 32% | Agreement with Baptist Health expnditure should equal revenue | 2,868,769 | 2,837,440 | 31,329 | 179,956 | 21% | Agreement with Baptist Health expnditure should equal revenue |
| 115 | TDC Two Penny | 17,835,381 | 10,713,577 | 6,419,245 | 4,294,332 | 22,129,713 | 24% | Estimated changes in Bed Tax. | 10,090,500 | 19,998,145 | (9,907,645) | 12,222,068 | -45% | Estimated changes in Bed Tax, post pandemic return to normal. Addition of Public Facilities appropriation and reserves policy. |
| 116 | TDC Two Penny Generic | 32,975,855 | 22,023,333 | 11,643,701 | 10,379,632 | 43,355,487 | 31% | Estimated changes in Bed Tax. | 20,909,500 | 34,288,040 | (13,378,540) | 29,976,947 | -31% | Estimated changes in Bed Tax, post pandemic return to normal. Addition of Public Facilities appropriation and reserves policy. |
| 117 | TDC District 1 Third Penny | 24,387,162 | 15,536,788 | 17,941,537 | (2,404,749) | 21,982,413 | -10% | Estimated changes in Bed Tax. | 14,845,900 | 30,303,285 | (15,457,385) | 6,525,028 | -70% | Estimated changes in Bed Tax, post pandemic return to normal. Addition of Public Facilities appropriation and reserves policy. |
| 118 | TDC District 2 Third Penny | 3,964,817 | 2,627,506 | 2,972,015 | (344,509) | 3,620,308 | -9% | Estimated changes in Bed Tax. | 2,464,500 | 3,984,387 | (1,519,887) | 2,100,421 | -42% | Estimated changes in Bed Tax, post pandemic return to normal. Addition of Public Facilities appropriation and reserves policy. |
| 119 | TDC District 3 Third Penny | 9,233,996 | 5,960,903 | 5,351,627 | 609,276 | 9,843,272 | 7% | Estimated changes in Bed Tax. | 5,558,300 | 12,193,960 | (6,635,660) | 3,207,612 | -67% | Estimated changes in Bed Tax, post pandemic return to normal. Addition of Public Facilities appropriation and reserves policy. |
| 120 | TDC District 4 Third Penny | 5,952,457 | 3,624,955 | 1,690,612 | 1,934,343 | 7,886,800 | 32% | Estimated changes in Bed Tax. | 3,310,800 | 6,390,819 | (3,080,019) | 4,806,781 | -39% | Estimated changes in Bed Tax, post pandemic return to normal. Addition of Public Facilities appropriation and reserves policy. |
| 121 | TDC District 5 Third Penny | 8,079,586 | 5,021,814 | 5,043,013 | (21,199) | 8,058,387 | 0% | Estimated changes in Bed Tax. | 4,629,475 | 8,147,066 | (3,517,591) | 4,540,796 | -44% | Estimated changes in Bed Tax, post pandemic return to normal. Addition of Public Facilities appropriation and reserves policy. |
| 125 | Grants | | | | | | | Timing of reimbursements from Federal & State agencies. | | | | | | Timing of reimbursements from Federal & State agencies. |
| 130 | Impact Fees Fund-Roadways | 922,135 | 59,916 | 258,134 | (198,218) | 723,917 | -21% | Bridge and Road Projects | 42,225 | 720,892 | (678,667) | 45,250 | -94% | Bridge and Road Projects |
| 131 | Impact Fees Fund-Parks | 829,843 | 32,553 | 13,683 | 18,870 | 848,713 | 2% | Parks & Recreation Projects | 21,000 | 860,349 | (839,349) | 9,364 | -99% | Parks & Recreation Projects |
| 132 | Impact Fees Fund-Libraries | 143,538 | 0 | 143,538 | (143,538) | 0 | -100% | Completion of Big Pine Library | 0 | 0 | 0 | 0 | 0% | Fund was closed |
| 133 | Impact Fees Fund-Solid Waste | 132,676 | 3,565 | 0 | 3,565 | 136,241 | 3% | No projects approved for FY23 | 300 | 135,285 | (134,985) | 1,256 | -99% | No projected activity for FY24. |
| 135 | Impact Fees Fund-Fire Facilities | 180,840 | 11,996 | 0 | 11,996 | 192,836 | 7% | No projects approved for FY23 | 13,700 | 0 | 13,700 | 206,536 | 7% | No projected activity for FY24. |
| 141 | Fire & Ambulance District 1 | 6,460,945 | 15,963,462 | 15,974,820 | (11,358) | 6,449,587 | 0% | Increased millage rate for Ad Valorem taxes to support increase personnel/operating costs and maintain a healthy fund balance. | 16,217,432 | 16,118,133 | 99,299 | 6,548,886 | 2% | Utilized millage rate for Ad Valorem taxes to support increase personnel/operating costs and maintain a healthy fund balance. |
| 147 | Unincorporated Parks & Beaches | 1,879,743 | 3,819,143 | 4,431,029 | (611,886) | 1,267,857 | -33% | Expansion of Parks & Recreation Programs | 5,096,357 | 5,171,041 | (74,684) | 1,193,173 | -6% | Utilized millage rate for Ad Valorem taxes to support increase personnel/operating costs and maintain a healthy fund balance. Budget increases for personnel/operating expenses. |
| 148 | MSTD-Plng/Bldg./Code/Fire Mar | 6,291,197 | 9,284,736 | 11,245,060 | (1,960,324) | 4,330,873 | -31% | Budget increases for personnel/operating expenses. Reduction on Code Revenue | 10,363,048 | 10,172,646 | 190,402 | 4,521,275 | 4% | Additional 1/2 cent sales tax revenue taken from general fund |
| 149 | Municipal Policing | 2,210,114 | 10,588,942 | 10,732,437 | (143,495) | 2,066,619 | -6% | Increased anticipated revenue to pay for Sheriff budget | 11,549,075 | 11,707,176 | (158,101) | 1,908,518 | -8% | Increased anticipated revenue to pay for Sheriff budget |
| 150 | 911 Enhancement Fund | 1,235 | 571,663 | 537,035 | 34,628 | 35,863 | 0% | | 548,000 | 583,763 | (35,763) | 100 | 0% | |
| 152 | Duck Key Security District | 345,273 | 127,012 | 111,000 | 16,012 | 361,285 | 5% | Increase in expenditures for security needs. | 116,941 | 114,100 | 2,841 | 364,126 | 1% | Increase in expenditures for security needs. |
| 153 | Local Housing Asst Trust Fund | 2,395,312 | 631,750 | 650,000 | (18,250) | 2,377,062 | -1% | State and Mortgage Satisfaction Revenue. Timing of reimbursement. | 665,000 | 1,700,000 | (1,035,000) | 1,342,062 | -44% | State and Mortgage Satisfaction Revenue. Timing of reimbursement. |
| 155 | Affordable Housing Initiatives | 15,232 | 250 | 0 | 250 | 15,482 | 2% | New Fund FY22 | 250 | 0 | 250 | 15,732 | 2% | No projected activity for FY23. |
| 157 | Boating Improvement Fund | 3,289,416 | 674,074 | 718,488 | (44,414) | 3,245,002 | -1% | | 757,250 | 1,132,861 | (375,611) | 2,869,391 | -12% | Increased project activity |
| 158 | Misc. Special Revenue Fund | 3,882,326 | 1,583,125 | 1,061,236 | 521,889 | 4,404,215 | 13% | Timing of funded projects. | 1,662,281 | 1,114,298 | 547,983 | 4,952,198 | 12% | Timing of funded projects. |
| 160 | Environmental Restoration Fund | 5,416,314 | 1,167,888 | 434,740 | 733,148 | 6,149,462 | 14% | Increased mitigation fees revenue. | 665,000 | 1,619,950 | (954,950) | 5,194,512 | -16% | Increased mitigation fees revenue. |
| 162 | Law Enforcement Trust Fund | 3,764,389 | 531,438 | 230,000 | 301,438 | 4,065,827 | 8% | Conservative revenue and expenditure estimates. | 3,204,754 | 3,204,754 | 0 | 4,065,827 | 0% | Conservative revenue and expenditure estimates. |
| 163 | Court Facilities Fees Trust (602) | 4,686,474 | 655,419 | 620,192 | 35,227 | 4,721,701 | 1% | Increased operating expenses. | 490,000 | 804,278 | (314,278) | 4,407,423 | -7% | Increased operating expenses. |
| 164 | Clerk's Drug Abuse Trust (603) | 44,594 | 34,950 | 49,500 | (14,550) | 30,044 | -33% | Timing of funded projects. | 31,000 | 45,000 | (14,000) | 16,044 | -47% | Timing of funded projects. |
| 166 | Marathon MSTU | 2,736 | 75 | 2,811 | (2,736) | 0 | -100% | Wastewater Project Complete Close fund | 0 | 0 | 0 | 0 | 0% | |
| 168 | Bay Point MSTU | 48,024 | 1,000 | 49,024 | (48,024) | 0 | -100% | Wastewater Project Complete Close fund | 0 | 0 | 0 | 0 | 0% | Wastewater Project Complete Close fund |
| 169 | Big Coppitt MSTU | 531 | 5 | 536 | (531) | 0 | -100% | Wastewater Project Complete Close fund | 0 | 0 | 0 | 0 | 0% | Wastewater Project Complete Close fund |
| 170 | Key Largo MSTU | 9,119 | 277 | 9,396 | (9,119) | 0 | -100% | Wastewater Project Complete Close fund | 0 | 0 | 0 | 0 | 0% | Wastewater Project Complete Close fund |
| 171 | Stock Island MSTU | 1,375,831 | 203,787 | 1,579,618 | (1,375,831) | 0 | -100% | Wastewater Project Complete Close fund | 0 | 0 | 0 | 0 | 0% | Wastewater Project Complete Close fund |
| 174 | Conch Key MSTU | 595 | 12 | 607 | (595) | 0 | -100% | Wastewater Project Complete Close fund | 0 | 0 | 0 | 0 | 0% | Wastewater Project Complete Close fund |
| 175 | Long Key/Layton MSTU | 261,727 | 5,500 | 267,227 | (261,727) | 0 | -100% | Wastewater Project Complete Close fund | 0 | 0 | 0 | 0 | 0% | Wastewater Project Complete Close fund |
| 176 | Duck Key MSTU | 45,759 | 1,370 | 47,129 | (45,759) | 0 | -100% | Wastewater Project Complete Close fund | 0 | 0 | 0 | 0 | 0% | Wastewater Project Complete Close fund |
| 177 | Canal #266 MSBU | 54,021 | 33,196 | 14,409 | 18,787 | 72,808 | 35% | Special Assessment fees are collected and used for Canal #266. | 78,248 | 78,248 | 0 | 72,808 | 0% | Special Assessment fees are collected and used for Canal #266. |
| 180 | Building Fund | 3,241,585 | 7,204,824 | 6,760,601 | 444,223 | 3,685,808 | 14% | Conservative revenue estimates for Building Permit Fees with an increase in operating expenses | 5,663,579 | 6,502,684 | (839,105) | 2,846,703 | -23% | Revenue estimates for Building Permit Fees with an increase in operating expenses. Rates will be adjusted for FY24. |
| | **Total Special Revenue Funds** | **177,286,586** | **205,970,985** | **192,004,251** | **13,966,734** | **191,253,320** | **8%** | | **211,685,575** | **270,757,405** | **(59,071,830)** | **132,181,490** | **-31%** | |

**Projected Changes in Fund Balances**

| | Fund | Audited 9/30/2022 Fund Bal | Fiscal Year 2023 Estimated Actual Revenues | Fiscal Year 2023 Estimated Actual Expenses | Projected Impact of Operations Positive/Negative | Estimated 9/30/2023 Fund Bal | % Change in Fund Balance | Reasons for the changes in FY23 Fund Balance | Fiscal Year 2024 Estimated Actual Revenues | Fiscal Year 2024 Estimated Actual Expenses | Projected Impact of Operations Positive/Negative | Estimated 9/30/2024 Fund Bal | % Change in Fund Balance | Reasons for the changes in FY24 Fund Balance |
|---|---|---|---|---|---|---|---|---|---|---|---|---|---|---|
| | **CAPITAL PROJECT FUNDS** | | | | | | | | | | | | | |
| 304 | 1 Cent Infrastructure Surtax | 31,983,319 | 42,074,866 | 46,350,168 | (4,275,302) | 27,708,017 | -13% | On-going Debt Service Payments, General Gov't. Projects, Road Projects. Fund balances fluxuate based on timing of projects | 52,787,845 | 67,835,273 | (15,047,428) | 12,660,589 | -54% | On-going Debt Service Payments, General Gov't. Projects, Road Projects. Fund balances fluxuate based on timing of projects |
| 308 | 2007 Revenue Bond | 186,086 | 0 | 186,086 | (186,086) | 0 | -100% | Anticipate Closing Fund FY22. | 0 | 0 | 0 | 0 | 0% | Fund Closed FY22 |
| 310 | Big Coppitt Wastewater Project | 95,422 | 651,469 | 746,891 | (95,422) | 0 | -100% | Wastewater Project Complete Close fund | 0 | 0 | 0 | 0 | 0% | Wastewater Project Complete Close fund |
| 311 | Duck Key Wastewater Project | 680,341 | 0 | 680,341 | (680,341) | 0 | -100% | Wastewater Project Complete Close fund | 0 | 0 | 0 | 0 | 0% | Wastewater Project Complete Close fund |
| 312 | Cudjoe Regional WW Project | 4,128,796 | 2,342,141 | 6,470,937 | (4,128,796) | 0 | -100% | Wastewater Project Complete Close fund | 0 | 0 | 0 | 0 | 0% | Wastewater Project Complete Close fund |
| 314 | 2014 Revenue Bond | 1,538,160 | 56,427 | 640,189 | (583,762) | 954,398 | -38% | Continuation of Projects from Bond Proceeds. | 0 | 0 | 0 | 954,398 | 0% | Complete PK Jail & Courthouse Project |
| 315 | Long Key Wastewater | 398,299 | 0 | 398,299 | (398,299) | 0 | -100% | Transfer any remaining funds to Fund 304. | 0 | 0 | 0 | 0 | #DIV/0! | Transfer any remaining funds to Fund 304. |
| 316 | Land Acquisition ($10M) | 1,181,874 | 676,759 | 364,334 | 312,425 | 1,494,299 | 26% | Expenditures to acquire new land. | 1,853,798 | 1,853,798 | 0 | 1,494,299 | 0% | Expenditures to acquire new land. |
| | **Total Capital Projects Funds** | **40,192,297** | **45,801,662** | **55,837,245** | **(10,035,583)** | **30,156,714** | **-25%** | | **54,641,643** | **69,689,071** | **(15,047,428)** | **15,109,286** | **-50%** | |
| | **ENTERPRISE FUNDS** | | | | | | | | | | | | | |
| 401 | Card Sound | 5,349,374 | 2,302,884 | 1,541,290 | 761,594 | 6,110,968 | 14% | Card Sound Road Mill and Resurface project. | 2,034,000 | 1,457,828 | 576,172 | 6,687,140 | 9% | Card Sound Road Mill and Resurface project. |
| 403 | Marathon Airport | 3,415,733 | 19,517,748 | 14,416,177 | 5,101,571 | 8,517,304 | 149% | Timing of Grant projects and reimbursements. | 1,321,500 | 1,634,762 | (313,262) | 8,204,042 | -4% | Increase in required grant match for on going projects. |
| 404 | Key West Airport | 44,909,055 | 29,678,789 | 31,037,367 | (1,358,578) | 43,550,477 | -3% | Timing of Grant projects and reimbursements. | 10,264,750 | 12,949,235 | (2,684,485) | 40,865,992 | -6% | Increase in required grant match for on going projects. |
| 414 | MSD Solid Waste | 17,127,034 | 25,717,053 | 25,756,247 | (39,194) | 17,087,840 | 0% | Conservative revenue and expenditure estimates. | 25,606,888 | 28,234,927 | (2,628,039) | 14,459,801 | -15% | Conservative revenue and expenditure estimates. |
| | **Total Enterprise Funds** | **70,801,196** | **77,216,474** | **72,751,081** | **4,465,393** | **75,266,589** | **6%** | | **39,227,138** | **44,276,752** | **(5,049,614)** | **70,216,975** | **-7%** | |
| | **INTERNAL SERVICE FUNDS** | | | | | | | | | | | | | |
| 501 | Worker's Comp | 2,334,462 | 2,975,717 | 2,507,275 | 468,442 | 2,802,904 | 20% | Increase in anticipated claims. | 2,804,100 | 2,629,186 | 174,914 | 2,977,818 | 6% | Assumed 95% revenue, 90% expenditures |
| 502 | Group Insurance | 13,627,589 | 22,364,307 | 21,215,290 | 1,149,017 | 14,776,606 | 8% | Reduction in anticipated claims. | 21,867,575 | 22,768,738 | (901,163) | 13,875,443 | -6% | Revenue reflects Increase rate, expenditures assume 8% claims increase |
| 503 | Risk Management | 3,089,469 | 9,227,726 | 8,808,530 | 419,196 | 3,508,665 | 14% | Revenue billed based on need for expenses and to maintain stable fund balance. | 11,725,011 | 12,087,295 | (362,284) | 3,146,381 | -10% | Anticipates aprox. 5M in increases over FY22 & FY23 for historically high insurance rates |
| 504 | Fleet Management | 2,662,012 | 4,541,950 | 4,775,661 | (233,711) | 2,428,301 | -9% | Increase in anticipated expenditures due to moving facility. | 4,509,044 | 5,534,027 | (1,024,983) | 1,403,318 | -42% | Assumed 95% revenue, 98% expenditures relook at program during year |
| | **Total Internal Service Funds** | **21,713,532** | **39,109,700** | **37,306,756** | **1,802,944** | **23,516,476** | **8%** | | **40,905,730** | **43,019,246** | **(2,113,516)** | **21,402,960** | **-9%** | |
| | **AGENCY TRUST FUND** | | | | | | | | | | | | | |
| 610 | LOSAP Fire & EMS | 777,986 | 25,245 | 47,368 | (22,123) | 755,863 | -3% | | 20,000 | 40,000 | (20,000) | 735,863 | -3% | Actuarial based fund activity |
| | **Total Agency Trust Fund** | **777,986** | **25,245** | **47,368** | **(22,123)** | **755,863** | **-3%** | | **20,000** | **40,000** | **(20,000)** | **735,863** | **-3%** | |
| | **Grand Total** | **360,058,700** | **432,760,305** | **424,983,475** | **7,776,830** | **367,835,530** | **2%** | | **416,860,765** | **505,168,998** | **(88,308,233)** | **279,527,297** | **-24%** | |

**Monroe County B.O.C.C**
**FISCAL YEAR 2024**
**Proposed**
**Millage**

| Description | Fiscal Year 2022 Adopted Millage Rate | Fiscal Year 2022 Adopted Total Ad Valorem Tax | Fiscal Year 2023 Adopted Millage Rate | Fiscal Year 2023 Adopted Total Ad Valorem Tax | Fiscal Year 2024 Proposed Rolled-Back Rate | Fiscal Year 2024 Proposed Millage Rate | Fiscal Year 2024 Proposed Percent Over Prev. Year | Fiscal Year 2024 Proposed Percent Over Rolled-back | Fiscal Year 2024 Proposed Total Ad Valorem Tax | Fiscal Year 2024 Proposed Total Tax Over/(Under) Last Year | |
|---|---|---|---|---|---|---|---|---|---|---|---|
| County-wide Services | | | | | | | | | | | |
| Total General Fund | 0.7429 | 23,574,000 | 0.7138 | 26,268,268 | 0.6485 | 0.8923 | 25.0% | 37.59% | 37,025,901 | 10,757,633 | 001 |
| Law Enforcement, Jail, Judicial | 1.8279 | 58,005,405 | 1.7663 | 64,995,405 | 1.5666 | 1.7880 | 1.2% | 14.13% | 74,188,900 | 9,193,495 | 101 |
| Local Health Unit | 0.0441 | 1,398,760 | 0.0417 | 1,532,677 | 0.0378 | 0.0388 | -7.0% | 2.65% | 1,608,237 | 75,560 | |
| Total County-wide Services | 2.6149 | 82,978,165 | 2.5218 | 92,796,350 | 2.2529 | 2.7191 | 7.8% | 20.69% | 112,823,038 | 20,026,688 | |
| | 2.6149 | | 2.5218 | | 2.2529 | 2.7191 | | | | | |
| General Purpose Municipal Serv. | | | | | | | | | | | |
| Planning, Code Enf, Fire Marshal | 0.0000 | 0 | 0.0000 | 0 | 0.0000 | 0.0000 | 0.0% | 0.00% | 0 | 0 | 148 |
| Parks And Beaches | 0.1725 | 2,686,114 | 0.1626 | 2,873,891 | 0.1442 | 0.1765 | | 22.40% | 3,547,891 | 674,000 | 147 |
| Total General Purpose MSTU | 0.1725 | 2,686,114 | 0.1626 | 2,873,891 | 0.1442 | 0.1765 | 8.5% | 22.40% | 3,547,891 | 674,000 | |
| Local Road Patrol Law Enforcement | 0.3203 | 4,987,608 | 0.3201 | 5,657,500 | 0.2839 | 0.3118 | -2.6% | 9.83% | 6,265,825 | 608,325 | 149 |
| L & M Keys Fire & Ambulance | 2.0067 | 14,214,218 | 1.8330 | 14,998,405 | 1.6302 | 1.6932 | -7.6% | 3.86% | 15,689,512 | 691,107 | 141 |
| | 2.4997 | | | | | | | | | | |
| Total Municipal Services, L & M | 0.5000 | | 2.3157 | | 2.0583 | 2.1815 | -5.8% | 5.99% | | | |
| Middle Keys Health Care | 0.5000 | 2,224,594 | 0.5000 | 2,624,381 | 0.4464 | 0.5000 | 0.0% | 12.01% | 2,954,186 | 329,805 | 104 |
| Aggregate | 3.3748 | 107,090,699 | 3.2326 | 118,950,527 | 2.8966 | 3.4049 | 5.3% | 17.55 | 141,280,452 | 22,329,925 | |

# Proposed Monroe County Organizational Chart

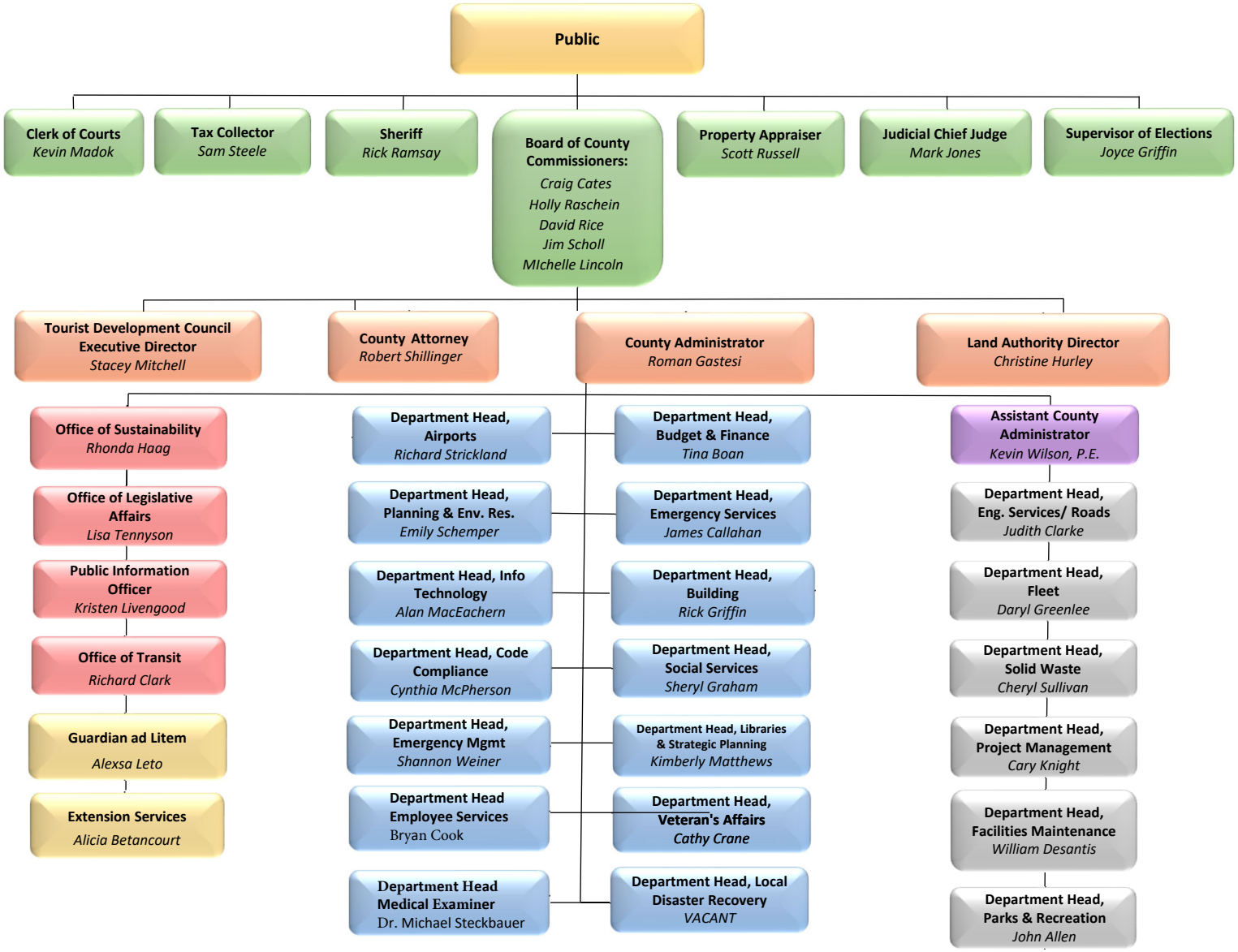


FY2024

# Monroe County Board of County Commissioners
# FY 2024 Proposed Fiscal Plan Position Summary

| | FY 2021 Actual | FY 2022 Actual | FY 2023 Adopted | FY 2023 Amended | FY 2024 Proposed | FY 2024 Variance |
|---|---|---|---|---|---|---|
| **B.O.C.C.** | | | | | | |
| BOCC Administrative | 11.00 | 11.00 | 11.00 | 11.00 | 11.00 | 0.00 |
| **B.O.C.C. Total FTE** | **11.00** | **11.00** | **11.00** | **11.00** | **11.00** | **0.00** |
| **County Administrator** | | | | | | |
| Guardian Ad Litem | 1.00 | 2.00 | 2.00 | 2.00 | 2.00 | 0.00 |
| County Administrator | 4.00 | 5.00 | 5.00 | 5.00 | 3.00 | -2.00 |
| Office of Sustainability | 1.00 | 1.00 | 1.00 | 1.00 | 2.00 | 1.00 |
| Office of Legislative Affairs | 1.00 | 1.00 | 1.00 | 1.00 | 1.00 | 0.00 |
| Office of Strategic Planning | 1.00 | 0.50 | 0.50 | 0.50 | 0.50 | 0.00 |
| Office of Transit | - | - | - | - | 1.00 | 1.00 |
| Public Information Officer | - | - | - | - | 1.00 | 1.00 |
| Emergency Management | 3.04 | - | - | - | - | 0.00 |
| Extension Services | 1.00 | 1.00 | 1.00 | 1.00 | 1.00 | 0.00 |
| **County Administrator Total FTE** | **12.04** | **10.50** | **10.50** | **10.50** | **11.50** | **1.00** |
| **Employee Services** | | | | | | |
| Employee Services - Loss Control | 2.35 | 1.35 | 1.35 | 1.35 | 2.35 | 1.00 |
| Employee Services - Personnel | 4.23 | 4.98 | 4.97 | 4.97 | 4.97 | 0.00 |
| Employee Services - Worker's Comp | 1.38 | 1.28 | 1.28 | 1.28 | 1.28 | 0.00 |
| Employee Services - Group Insurance | 3.53 | 3.43 | 3.43 | 3.43 | 3.43 | 0.00 |
| **Employee Services Total FTE** | **11.48** | **11.03** | **11.02** | **11.02** | **12.02** | **1.00** |
| **Emergency Management** | | | | | | |
| Emergency Management | - | 4.04 | 4.06 | 4.06 | 4.27 | 0.21 |
| **Emergency Management Total FTE** | **-** | **4.04** | **4.06** | **4.06** | **4.27** | **0.21** |
| **Veterans Affairs** | | | | | | |
| Veteran Affairs | 8.00 | 8.00 | 8.00 | 8.00 | 8.00 | 0.00 |
| **Veterans Affairs Total FTE** | **8.00** | **8.00** | **8.00** | **8.00** | **8.00** | **0.00** |
| **Airport Services** | | | | | | |
| Key West Airport | 15.75 | 17.00 | 20.00 | 20.00 | 20.00 | 0.00 |
| Marathon Airport | 4.00 | 4.00 | 4.00 | 4.00 | 4.00 | 0.00 |
| **Airport Services Total FTE** | **19.75** | **21.00** | **24.00** | **24.00** | **24.00** | **0.00** |
| **Emergency Services** | | | | | | |
| Emergency Medical Air Transport | 20.34 | 20.34 | 21.00 | 21.00 | 21.00 | 0.00 |
| Fire & Rescue Central | 99.66 | 99.66 | 99.00 | 99.00 | 99.00 | 0.00 |
| Fire & Rescue Coordinator/Fire Academy | 12.02 | 12.02 | 12.00 | 12.00 | 14.02 | 2.02 |
| Fire Marshal | 6.00 | 6.00 | 6.00 | 6.00 | 6.00 | 0.00 |
| Fire & Rescue Key West Airport | 13.00 | 14.00 | 14.00 | 14.00 | 14.00 | 0.00 |
| **Emergency Services Total FTE** | **151.02** | **152.02** | **152.00** | **152.00** | **154.02** | **2.02** |

# Monroe County Board of County Commissioners
# FY 2024 Proposed Fiscal Plan Position Summary

| | FY 2021 Actual | FY 2022 Actual | FY 2023 Adopted | FY 2023 Amended | FY 2024 Proposed | FY 2024 Variance |
|---|---|---|---|---|---|---|
| **Budget & Finance** | | | | | | |
| Office of Management & Budget | 5.30 | 6.30 | 6.30 | 6.30 | 5.75 | -0.55 |
| Grants Management | 1.20 | 3.20 | 3.20 | 3.20 | 1.75 | -1.45 |
| Purchasing | 1.50 | 1.50 | 1.50 | 1.50 | 2.50 | 1.00 |
| **Budget & Finance Total FTE** | **8.00** | **11.00** | **11.00** | **11.00** | **10.00** | **-1.00** |
| **Information Technology** | | | | | | |
| Information Technology | 13.05 | 14.00 | 14.00 | 14.00 | 13.00 | -1.00 |
| **Information Technology Total FTE** | **13.05** | **14.00** | **14.00** | **14.00** | **13.00** | **-1.00** |
| **County Attorney** | | | | | | |
| County Attorney - Risk Mgmt. | 2.23 | 2.23 | 2.19 | 2.19 | 2.19 | 0.00 |
| County Attorney | 10.62 | 12.37 | 12.41 | 12.41 | 12.36 | -0.05 |
| **County Attorney Total FTE** | **12.85** | **14.60** | **14.60** | **14.60** | **14.55** | **-0.05** |
| **Social Services** | | | | | | |
| Welfare Services | 4.95 | 5.05 | 5.84 | 5.84 | 5.84 | 0.00 |
| Social Service Transportation | 7.70 | 7.70 | 7.75 | 7.75 | 7.75 | 0.00 |
| Bayshore Manor | 10.20 | 10.20 | 1.00 | 1.00 | 1.00 | 0.00 |
| **Social Services Total FTE** | **22.85** | **22.95** | **14.59** | **14.59** | **14.59** | **0.00** |
| **Library Services** | | | | | | |
| Libraries | 37.16 | 42.16 | 45.25 | 45.25 | 45.25 | 0.00 |
| **Library Services Total FTE** | **37.16** | **42.16** | **45.25** | **45.25** | **45.25** | **0.00** |
| **Building Department** | | | | | | |
| Building Department | 39.91 | 47.31 | 46.31 | 46.31 | 46.31 | 0.00 |
| **Building Department Total FTE** | **39.91** | **47.31** | **46.31** | **46.31** | **46.31** | **0.00** |
| **Planning & Environmental Resources** | | | | | | |
| Planning Department | 22.15 | 23.55 | 24.55 | 24.55 | 24.55 | 0.00 |
| Environmental Resources | 6.33 | 11.33 | 11.33 | 11.33 | 11.33 | 0.00 |
| Marine Resources | 1.00 | 1.00 | 1.00 | 1.00 | 1.00 | 0.00 |
| **Planning & Environmental Resources Total FTE** | **29.48** | **35.88** | **36.88** | **36.88** | **36.88** | **0.00** |
| **Code Compliance** | | | | | | |
| Code Compliance | 16.30 | 19.00 | 19.00 | 19.00 | 19.00 | 0.00 |
| **Code Compliance Total FTE** | **16.30** | **19.00** | **19.00** | **19.00** | **19.00** | **0.00** |

# Monroe County Board of County Commissioners
# FY 2024 Proposed Fiscal Plan Position Summary

| | FY 2021 Actual | FY 2022 Actual | FY 2023 Adopted | FY 2023 Amended | FY 2024 Proposed | FY 2024 Variance |
|---|---|---|---|---|---|---|
| **Project Management** | | | | | | |
| Public Works Management | 15.32 | 16.32 | 15.32 | 15.32 | 16.27 | 0.95 |
| Wastewater MSTU Capital | 0.91 | 0.91 | 0.91 | 0.91 | - | -0.91 |
| **Project Management Total FTE** | **16.22** | **17.22** | **16.22** | **16.22** | **16.27** | **0.05** |
| **Engineering Services/Roads** | | | | | | |
| County Engineering General | 1.10 | 1.20 | 1.20 | 1.20 | 1.10 | -0.10 |
| Road Department | 33.28 | 35.18 | 36.18 | 36.18 | 36.28 | 0.10 |
| Card Sound Road | 7.00 | 3.00 | 3.00 | 3.00 | 2.00 | -1.00 |
| **Engineering Services/Roads Total FTE** | **41.38** | **39.38** | **40.38** | **40.38** | **39.38** | **-1.00** |
| **Solid Waste** | | | | | | |
| Solid Waste | 19.10 | 18.10 | 17.10 | 17.10 | 17.10 | 0.00 |
| **Solid Waste Total FTE** | **19.10** | **18.10** | **17.10** | **17.10** | **17.10** | **0.00** |
| **Elected Officials** | | | | | | |
| Clerk of Courts | 96.00 | 96.00 | 96.00 | 96.00 | 96.00 | 0.00 |
| Monroe County Sheriff | 491.50 | 491.50 | 492.50 | 492.50 | 492.50 | 0.00 |
| Tax Collector | 57.00 | 57.00 | 57.00 | 57.00 | 57.00 | 0.00 |
| Property Appraiser | 45.00 | 45.00 | 45.00 | 45.00 | 42.00 | -3.00 |
| Supervisor of Elections | 12.00 | 12.00 | 12.00 | 12.00 | 12.00 | 0.00 |
| Public Defender | 2.00 | 2.00 | 2.00 | 2.00 | 2.00 | 0.00 |
| Judicial Administration | 31.00 | 29.00 | 31.00 | 31.00 | 31.00 | 0.00 |
| **Elected Officials Total FTE** | **734.50** | **732.50** | **735.50** | **735.50** | **732.50** | **-3.00** |
| **Tourist Development Council** | | | | | | |
| TDC District 4 Third Cent | 15.50 | 14.00 | 14.00 | 14.00 | 14.00 | 0.00 |
| TDC District 5 Third Cent | 1.75 | 1.75 | 1.75 | 1.75 | 3.75 | 2.00 |
| TDC Two Penny Generic | 0.50 | 0.50 | 0.50 | 0.50 | 0.50 | 0.00 |
| TDC District 1 Third Penny | 2.00 | 2.00 | 2.00 | 2.00 | 2.00 | 0.00 |
| TDC District 2 Third Cent | 1.00 | 1.00 | 1.00 | 1.00 | 1.00 | 0.00 |
| **Tourist Development Council Total FTE** | **20.75** | **19.25** | **19.25** | **19.25** | **21.25** | **2.00** |
| **Medical Examiner** | | | | | | |
| Medical Examiner | - | - | - | - | 2.00 | 2.00 |
| **Medical Examiner Total FTE** | **-** | **-** | **-** | **-** | **2.00** | **2.00** |
| **Fleet Management** | | | | | | |
| Fleet Management | 20.05 | 21.05 | 21.05 | 21.05 | 21.05 | 0.00 |
| **Fleet Management Total FTE** | **20.05** | **21.05** | **21.05** | **21.05** | **21.05** | **0.00** |

# Monroe County Board of County Commissioners
# FY 2024 Proposed Fiscal Plan Position Summary

| | | FY 2021 Actual | FY 2022 Actual | FY 2023 Adopted | FY 2023 Amended | FY 2024 Proposed | FY 2024 Variance |
|---|---|---|---|---|---|---|---|
| **Facilities Maintenance** | | | | | | | |
| Facilities Maintenance | | 40.50 | 48.50 | 51.15 | 51.15 | 54.15 | 3.00 |
| | **Facilities Maintenance Total FTE** | **40.50** | **48.50** | **51.15** | **51.15** | **54.15** | **3.00** |
| **Corrections Facilities** | | | | | | | |
| Correction Facilities | | 10.15 | 10.15 | 11.00 | 11.00 | 12.00 | 1.00 |
| | **Corrections Facilities Total FTE** | **10.15** | **10.15** | **11.00** | **11.00** | **12.00** | **1.00** |
| **Parks & Recreation** | | | | | | | |
| Parks & Recreation | | 15.28 | 17.28 | 15.78 | 15.78 | 16.78 | 1.00 |
| | **Parks & Recreation Total FTE** | **15.28** | **17.28** | **15.78** | **15.78** | **16.78** | **1.00** |
| | **County Total FTE** | **1,310.82** | **1,347.92** | **1,349.64** | **1,349.64** | **1,356.87** | **7.23** |

## FULL TIME EQUIVALENT (FTE)
## CHANGES BY DEPARTMENT

| | | |
|---|---|---|
| **County Administrator** | | |
| Sustainability | 1.00 | FTE transferred from Grants Management |
| | 1.00 | |
| **Emergency Management** | | |
| Emergency Management | 0.21 | As a result of reduced Grant Funding Allocation |
| | 0.21 | |
| **Employee Services** | | |
| Employee Services - Loss Control | 1.00 | FTE transferred from Technical Services |
| | 1.00 | |
| **Emergency Services** | | |
| Emergency Medical AirTransport | 1.00 | (1) New FTE - Division Chief - Approved by BOCC and added during FY2023 |
| Emergency Medical AirTransport | -1.00 | Fire Rescue Batallion Chief - Position moved from Fire Rescue Coordinator |
| Fire & Rescue Coordinator | 0.02 | As a result of reduced Grant Funding Allocation |
| Fire & Rescue Coordinator | 1.00 | Fire Rescue Batallion Chief - Position moved from Trauma Star |
| Fire Academy | 1.00 | (1) New FTE - Division Chief - Approved by BOCC and added during FY2023 |
| | 2.02 | |
| **Budget & Finance** | | |
| Office of Management & Budget | -0.55 | As a result of FTE splits/reallocations |
| Grants Management | -1.00 | FTE transferred to Sustainability |
| Grants Management | -0.45 | As a result of FTE splits/reallocations |
| Purchasing | 1.00 | As a result of FTE splits/reallocations |
| | -1.00 | |
| **Information Technology** | | |
| Information Technology | -1.00 | FTE transferred to Employee Services - Loss Control |
| | -1.00 | |
| **County Attorney** | | |
| County Attorney-General | -0.05 | As a result of FTE splits/reallocations: moved to Project Management |
| | -0.05 | |
| **Project Management** | | |
| Project Management | 0.05 | As a result of FTE splits/reallocations: moved from County Attorney |
| | 0.05 | |
| **Engineering Services/Roads** | | |
| County Engineering General | -0.10 | FTE transferred to Facilities Maintenance |
| County Engineer R&B | 1.00 | (1) New FTE - Senior Project Manager - Approved by BOCC and added during FY2023 |
| County Engineer R&B | -0.45 | FTE transferred to Facilities Maintenance |
| Roads Department | -0.45 | FTE transferred to Facilities Maintenance |
| Card Sound Road | -1.00 | FTE Transferred to Corrections Facilities |
| | -1.00 | |
| **Tourist Development Council** | | |
| TDC Distrct 5 Third Cent | 1.00 | (1) New FTE - Maintenace Worker 3 - New FY2024 |
| TDC Distrct 5 Third Cent | 1.00 | (1) New FTE - Maintenance Team Leader - New FY2024 |
| | 2.00 | |
| **Medical Examiner** | | |
| Medical Examiner | 1.00 | (1) New FTE - Chief Medical Examiner - Converted to County Employee during FY2023 |
| Medical Examiner | 1.00 | (1) New FTE - Director of Operations - Converted to County Employee during FY2023 |
| | 2.00 | |
| **Facilities Maintenance** | | |
| Facilities Maintenance | 1.00 | FTE transferred from Engineering |
| Facilities Maintenance | 1.00 | (1) New FTE - Maintenance Worker 2 - Approved by BOCC and added during FY2023 |
| Facilities Maintenance | 1.00 | (1) New FTE - Maintenance Worker 2 - Approved by BOCC and added during FY2023 |
| | 3.00 | |
| **Corrections** | | |
| Corrections Facilities | 1.00 | FTE transferred from Card Sound Road |
| | 1.00 | |
| **Parks & Recreation** | | |
| Unincorporated Parks & Beaches | -1.00 | FTE transferred to Recreation |
| Recreation | 1.00 | FTE transferred from Parks & Beaches |
| Recreation | 1.00 | (1) New FTE - Recreation Team Leader - Approved by BOCC and added during FY2023 |
| | 1.00 | |
| Total BOCC Positions | 10.23 | |
| Elected & Appointed Positions | -3.00 | Constitutional Officers are not required to have positions adopted by the BOCC |
| **Total** | **7.23** | |

# POSITION SUMMARY

## FY2024 Total Position Percentage - 1,356.87 FTE's

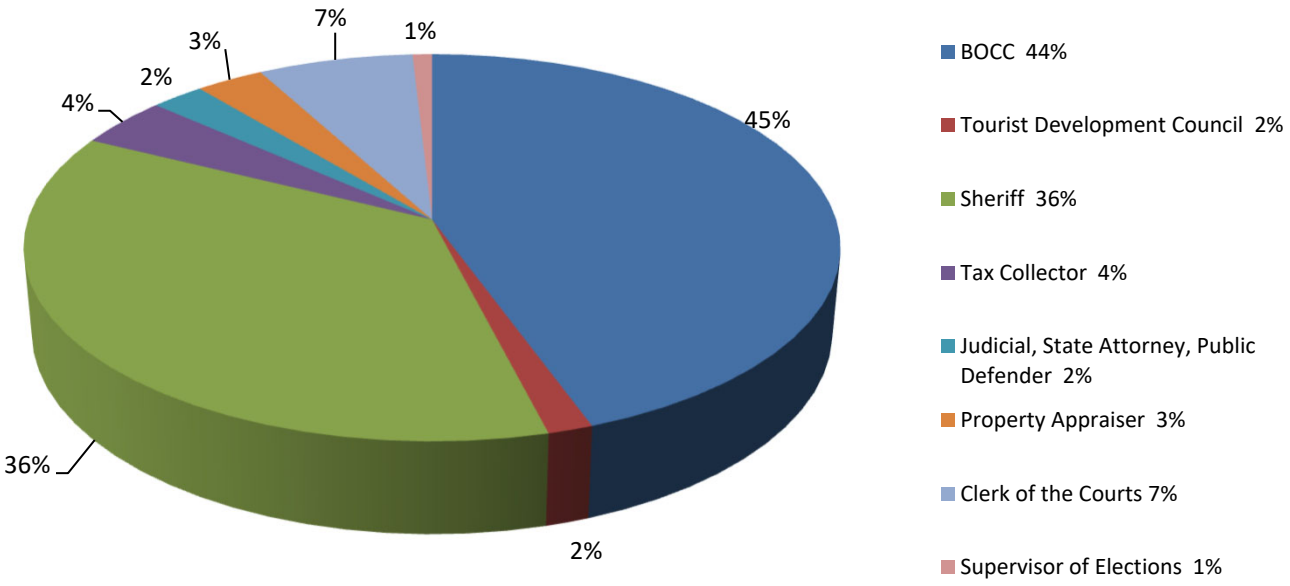


## FY2024 BOCC Positions by Department - 603.12 FTE's

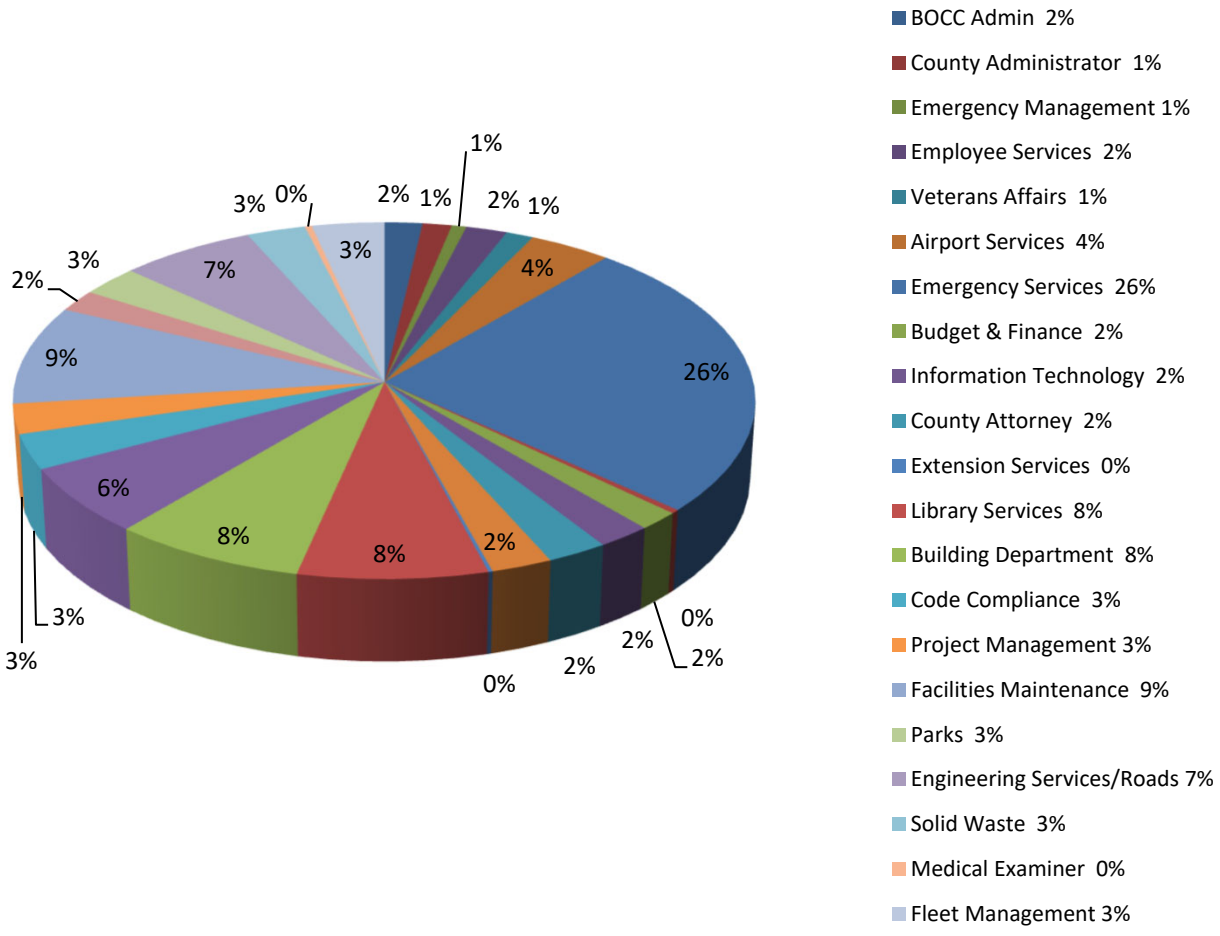

# Monroe County Board of County Commissioners
# FY 2024 Proposed Fiscal Plan Revenue Summary

| Revenue Source | FY 2021 Actual | FY 2022 Actual | FY 2023 Adopted | FY 2023 Amended | FY 2024 Proposed | FY 2024 Change |
|---|---|---|---|---|---|---|
| **Taxes** | | | | | | |
| Ad Valorem Taxes | 96,010,566 | 101,804,646 | 117,631,160 | 117,631,160 | 139,701,715 | 18.8 % |
| Sales & Use Taxes | 95,206,497 | 115,184,395 | 88,543,118 | 88,543,118 | 104,725,000 | 18.3 % |
| Local Communications Service Tax | 487,137 | 500,157 | 438,423 | 438,423 | 500,000 | 14.0 % |
| Local Business Tax | 541,755 | 548,920 | 525,000 | 525,000 | 500,000 | (4.8)% |
| **Total Taxes** | **192,245,955** | **218,038,118** | **207,137,701** | **207,137,701** | **245,426,715** | **18.5 %** |
| **Licenses And Permits** | | | | | | |
| Building Permits | 5,931,834 | 6,017,568 | 5,600,000 | 5,600,000 | 5,520,000 | (1.4)% |
| Franchise Fees | 573,418 | 661,076 | 582,400 | 582,400 | 590,000 | 1.3 % |
| Impact Fees | 157,930 | 106,916 | 160,900 | 160,900 | 77,200 | (52.0)% |
| Special Assessments | 3,074,843 | 1,474,275 | 3,027,444 | 3,027,444 | 2,938,939 | (2.9)% |
| **Total Licenses And Permits** | **9,738,025** | **8,259,835** | **9,370,744** | **9,370,744** | **9,126,139** | **(2.6)%** |
| **Intergovernmental Revenue** | | | | | | |
| Federal Grants | 38,174,574 | 29,286,506 | - | 93,371,013 | - | 0 % |
| Fed Pmts In Lieu Of Taxes | 1,596,651 | 1,503,027 | 1,418,000 | 1,418,000 | 1,425,000 | 0.5 % |
| State Grants | 10,611,286 | 11,800,839 | - | 51,878,891 | - | 0 % |
| State Shared Revenues | 23,042,249 | 26,534,422 | 24,709,981 | 24,709,981 | 24,869,269 | 0.6 % |
| Grants from other Local Units | 55,845 | 57,455 | - | 25,310 | - | 0 % |
| Other Misc Revenues | 55,177 | 241,797 | - | - | - | 0 % |
| **Total Intergovernmental Revenue** | **73,535,781** | **69,424,047** | **26,127,981** | **171,403,195** | **26,294,269** | **0.6 %** |
| **Charges For Services** | | | | | | |
| General Government | 33,001,613 | 35,474,574 | 39,212,423 | 39,212,423 | 44,997,183 | 14.8 % |
| Public Safety | 14,891,089 | 26,367,745 | 16,194,893 | 16,397,926 | 17,239,291 | 6.4 % |
| Physical Environment | 21,089,460 | 22,672,864 | 21,585,870 | 21,585,870 | 22,528,989 | 4.4 % |
| Transportation | 17,543,755 | 19,056,260 | 15,511,700 | 19,652,607 | 15,978,700 | 3.0 % |
| Economic Environment | 460,281 | 534,968 | 660,772 | 660,772 | 460,753 | (30.3)% |
| Human Services | 208,385 | 27,995 | 35,000 | 35,000 | 20,000 | (42.9)% |
| Culture/recreation | 921,091 | 858,190 | 836,000 | 836,000 | 835,000 | (0.1)% |
| Court-related Revenues | 1,162,700 | 1,239,412 | 900,000 | 900,000 | 900,000 | 0 % |
| Otr Charges For Svces | 3,659 | 18,950 | 16,000 | 16,000 | 500 | (96.9)% |
| Other Misc Revenues | - | 39,765 | - | - | 50,000 | 0 % |
| **Total Charges For Services** | **89,282,032** | **106,290,724** | **94,952,658** | **99,296,598** | **103,010,416** | **8.5 %** |
| **Fines And Forfeits** | | | | | | |
| Court Cases | 702,320 | 1,304,988 | 725,000 | 725,000 | 735,000 | 1.4 % |
| Library Fines | 496 | 1,519 | - | - | - | 0 % |
| Violation-lcl Ordin | 3,017,374 | 1,679,280 | 2,402,750 | 2,402,750 | 1,402,500 | (41.6)% |
| Other Fines And/or Forfeits | 9,417 | 10,669 | - | - | - | 0 % |
| **Total Fines And Forfeits** | **3,729,608** | **2,996,456** | **3,127,750** | **3,127,750** | **2,137,500** | **(31.7)%** |

# Monroe County Board of County Commissioners
# FY 2024 Proposed Fiscal Plan Revenue Summary

| Revenue Source | FY 2021 Actual | FY 2022 Actual | FY 2023 Adopted | FY 2023 Amended | FY 2024 Proposed | FY 2024 Change |
|---|---|---|---|---|---|---|
| **Misc. Revenues** | | | | | | |
| Interest Earnings | 1,594,813 | (1,882,054) | 1,644,256 | 1,669,256 | 2,036,031 | 23.8 % |
| Rent/royalties | 497,589 | 419,756 | 480,000 | 480,000 | 375,000 | (21.9)% |
| Sale/comp-loss Of Assets | 45,520,336 | 62,811 | - | - | - | 0 % |
| Contrib From Priv Sources | 61,482 | 1,048,533 | - | 24,181 | - | 0 % |
| Pension Fund Contributions | - | - | 27,000 | 27,000 | 27,000 | 0 % |
| Other Misc Revenues | 2,394,717 | 4,132,515 | 859,500 | 5,756,323 | 1,855,000 | 115.8 % |
| **Total Misc. Revenues** | **50,068,937** | **3,781,562** | **3,010,756** | **7,956,760** | **4,293,031** | **42.6 %** |
| **Other Sources** | | | | | | |
| Interfund Transfer | 44,597,439 | 31,639,625 | 25,863,112 | 31,775,950 | 33,142,597 | 28.1 % |
| Debt Proceeds | - | - | - | - | 13,306,800 | 0 % |
| Transfer in Excess Fees | 9,260,626 | 9,046,196 | 7,076,400 | 7,076,400 | 7,046,000 | (0.4)% |
| Other Non-revenues | (207,441) | - | 143,089,930 | 192,496,421 | 223,527,837 | 56.2 % |
| **Total Other Sources** | **53,650,624** | **40,685,820** | **176,029,442** | **231,348,771** | **277,023,234** | **57.4 %** |
| **County Total Revenue** | **472,250,962** | **449,476,562** | **519,757,032** | **729,641,519** | **667,311,304** | **28.4 %** |

# Monroe County Board of County Commissioners
# FY 2024 Proposed Fiscal Plan

| | FY 2021 Actual | FY 2022 Actual | FY 2023 Adopted | FY 2023 Amended | FY 2024 Proposed | FY 2024 Change |
|---|---|---|---|---|---|---|
| **B.O.C.C.** | | | | | | |
| BOCC Administrative | 2,183,652 | 1,777,874 | 2,153,492 | 2,331,593 | 2,487,757 | 16.00 % |
| Housing Assistance | 1,220,376 | 616,221 | 1,779,549 | 1,964,832 | 2,728,000 | 53.00 % |
| Other Non-profit Funding (Not HSAB) | 131,665 | 118,843 | 128,168 | 138,598 | 143,347 | 12.00 % |
| Human Service Advisory Board Funding | 1,997,955 | 2,041,727 | 2,126,300 | 2,126,300 | 2,203,225 | 4.00 % |
| BOCC Miscellaneous | 8,164,654 | 10,118,374 | 7,667,646 | 12,315,037 | 7,445,121 | (3.00)% |
| Office of Management & Budget | - | 72,066 | - | 500,434 | - | - % |
| Reserves | - | - | 32,778,495 | 39,827,512 | 40,117,212 | 22.00 % |
| Budgeted Transfers | 41,114,977 | 30,043,109 | 27,195,757 | 34,059,320 | 39,574,024 | 46.00 % |
| 2003 Revenue Bond | 21,842,388 | 18,504,534 | 18,500,511 | 18,500,511 | 23,010,918 | 24.00 % |
| Quasi-external Services | 151,992 | 144,516 | 230,000 | 230,000 | 230,000 | - % |
| Total Budget | **76,807,659** | **63,437,263** | **92,559,918** | **111,994,137** | **117,939,604** | **27.00 %** |
| **County Administrator** | | | | | | |
| Guardian Ad Litem | 176,077 | 212,309 | 312,165 | 312,165 | 321,783 | 3.00 % |
| County Administrator | 1,253,620 | 752,583 | 827,578 | 1,011,799 | 754,128 | (9.00)% |
| Office of Sustainability | 1,411,486 | 4,349,557 | 483,458 | 6,264,484 | 1,084,961 | 124.00 % |
| Office of Legislative Affairs | 478,631 | 645,592 | 535,231 | 535,231 | 682,452 | 28.00 % |
| Office of Strategic Planning | 98,245 | 90,698 | 102,390 | 102,390 | 124,593 | 22.00 % |
| Office of Transit | - | - | 265,429 | 465,429 | 751,262 | 183.00 % |
| Public Information Officer | - | - | - | - | 184,488 | - % |
| Extension Services | 202,906 | 214,997 | 255,112 | 255,112 | 286,482 | 12.00 % |
| Total Budget | **3,620,965** | **6,265,736** | **2,781,363** | **8,946,610** | **4,190,149** | **51.00 %** |
| **Employee Services** | | | | | | |
| Employee Services - Loss Control | 232,291 | 902,544 | 1,311,571 | 1,311,571 | 962,848 | (27.00)% |
| Employee Services - Personnel | 562,093 | 621,049 | 729,443 | 729,443 | 816,138 | 12.00 % |
| Employee Services - Worker's Comp | 2,308,473 | 2,568,912 | 5,390,289 | 5,390,289 | 5,320,426 | (1.00)% |
| Employee Services - Group Insurance | 19,985,444 | 20,809,535 | 28,980,010 | 28,980,010 | 30,501,767 | 5.00 % |
| Total Budget | **23,088,302** | **24,902,039** | **36,411,313** | **36,411,313** | **37,601,179** | **3.00 %** |
| **Emergency Management** | | | | | | |
| Emergency Management | 999,156 | 1,133,916 | 845,865 | 2,295,204 | 1,308,533 | 55.00 % |
| Total Budget | **999,156** | **1,133,916** | **845,865** | **2,295,204** | **1,308,533** | **55.00 %** |
| **Veterans Affairs** | | | | | | |
| Veteran Affairs | 684,661 | 818,278 | 922,554 | 922,554 | 1,051,667 | 14.00 % |
| Total Budget | **684,661** | **818,278** | **922,554** | **922,554** | **1,051,667** | **14.00 %** |
| **Airport Services** | | | | | | |
| Key West Airport | 24,065,346 | 24,969,352 | 18,498,018 | 107,454,146 | 54,900,555 | 197.00 % |
| Marathon Airport | 6,335,810 | 5,446,631 | 2,308,921 | 41,441,317 | 2,401,631 | 4.00 % |
| PFC | 5,301,217 | 3,682,162 | 4,020,000 | 2,525,265 | 1,500,000 | (63.00)% |
| Key West Airport Debt Service - Interest & | - | 755,381 | - | 1,155,488 | 2,091,100 | - % |
| Total Budget | **35,702,373** | **34,853,526** | **24,826,939** | **152,576,216** | **60,893,286** | **145.00 %** |

# Monroe County Board of County Commissioners
# FY 2024 Proposed Fiscal Plan

| | FY 2021 Actual | FY 2022 Actual | FY 2023 Adopted | FY 2023 Amended | FY 2024 Proposed | FY 2024 Change |
|---|---|---|---|---|---|---|
| **Emergency Services** | | | | | | |
| Emergency Medical Air Transport | 8,220,714 | 8,454,916 | 9,548,281 | 9,548,281 | 10,440,093 | 9.00 % |
| Fire & Rescue Central | 12,042,147 | 13,943,855 | 14,201,648 | 18,907,421 | 14,927,344 | 5.00 % |
| Fire & Rescue Coordinator/Fire Academy | 1,835,141 | 1,941,185 | 2,238,613 | 2,238,613 | 2,835,931 | 27.00 % |
| Fire Marshal | 760,535 | 917,147 | 1,093,574 | 1,093,574 | 1,092,294 | - % |
| LOSAP | 33,504 | 32,190 | 48,000 | 48,000 | 48,000 | - % |
| Impact Fees Fire & EMS | - | - | 190,478 | 190,478 | 191,739 | 1.00 % |
| Fire & Rescue Key West Airport | 79,861 | 1,885,374 | 2,257,899 | 2,257,899 | 2,300,629 | 2.00 % |
| Total Budget | **22,971,902** | **27,174,667** | **29,578,493** | **34,284,266** | **31,836,030** | **8.00 %** |
| **Budget & Finance** | | | | | | |
| Office of Management & Budget | 8,569,256 | 997,175 | 2,003,226 | 17,949,443 | 2,353,834 | 18.00 % |
| Grants Management | 170,504 | 135,649 | 407,456 | 407,456 | 426,930 | 5.00 % |
| Purchasing | 244,482 | 373,623 | 332,094 | 332,094 | 475,425 | 43.00 % |
| Total Budget | **8,984,242** | **1,506,447** | **2,742,776** | **18,688,993** | **3,256,189** | **19.00 %** |
| **Information Technology** | | | | | | |
| Information Technology | 2,428,899 | 2,900,883 | 3,276,447 | 3,276,447 | 3,646,023 | 11.00 % |
| Total Budget | **2,428,899** | **2,900,883** | **3,276,447** | **3,276,447** | **3,646,023** | **11.00 %** |
| **County Attorney** | | | | | | |
| County Attorney - Risk Mgmt. | 4,306,851 | 6,053,026 | 7,939,128 | 7,939,128 | 11,715,395 | 48.00 % |
| County Attorney | 2,007,923 | 2,386,466 | 3,137,728 | 3,137,728 | 3,248,841 | 4.00 % |
| Total Budget | **6,314,775** | **8,439,491** | **11,076,856** | **11,076,856** | **14,964,236** | **35.00 %** |
| **Social Services** | | | | | | |
| Welfare Services | 3,782,194 | 2,935,717 | 1,693,859 | 4,936,080 | 1,833,653 | 8.00 % |
| Social Service Transportation | 1,010,955 | 1,175,776 | 1,203,246 | 1,203,246 | 1,308,785 | 9.00 % |
| Bayshore Manor | 852,399 | 1,023,162 | 682,596 | 682,596 | 141,497 | (79.00)% |
| Total Budget | **5,645,548** | **5,134,655** | **3,579,701** | **6,821,922** | **3,283,935** | **(8.00)%** |
| **Library Services** | | | | | | |
| Impact Fees Libraries | 1,079,554 | 26,796 | 164,512 | 164,512 | - | (100.00)% |
| Libraries | 3,729,919 | 5,240,355 | 5,533,733 | 5,792,535 | 6,372,100 | 15.00 % |
| Total Budget | **4,809,473** | **5,267,151** | **5,698,245** | **5,957,047** | **6,372,100** | **12.00 %** |
| **Public Works/Engineering Capital Projects** | | | | | | |
| Solid Waste | - | - | 55,299 | 55,299 | 65,850 | 19.00 % |
| Total Budget | **-** | **-** | **55,299** | **55,299** | **65,850** | **19.00 %** |
| **Building Department** | | | | | | |
| Building Department | 4,800,042 | 5,729,803 | 6,494,179 | 6,494,179 | 6,558,460 | 1.00 % |
| Building Refunds | 54,732 | 43,104 | 60,000 | 60,000 | 30,000 | (50.00)% |
| Total Budget | **4,854,774** | **5,772,907** | **6,554,179** | **6,554,179** | **6,588,460** | **1.00 %** |

# Monroe County Board of County Commissioners
# FY 2024 Proposed Fiscal Plan

| | FY 2021 Actual | FY 2022 Actual | FY 2023 Adopted | FY 2023 Amended | FY 2024 Proposed | FY 2024 Change |
|---|---|---|---|---|---|---|
| **Planning & Environmental Resources** | | | | | | |
| Planning Department | 2,872,622 | 2,928,748 | 3,168,595 | 4,047,968 | 3,424,005 | 8.00 % |
| Planning Commission | 82,419 | 75,274 | 27,402 | 27,402 | 30,209 | 10.00 % |
| Environmental Resources | 1,639,648 | 6,546,852 | 2,664,269 | 14,798,957 | 2,938,970 | 10.00 % |
| Marine Resources | 565,089 | 2,205,974 | 1,190,116 | 2,144,777 | 1,192,485 | - % |
| Planning Refunds | 4,720 | 20,801 | 20,000 | 20,000 | 20,000 | - % |
| Marine Projects | 1,783,379 | - | - | 88,258 | - | - % |
| Total Budget | **6,947,876** | **11,777,648** | **7,070,382** | **21,127,362** | **7,605,669** | **8.00 %** |
| **Code Compliance** | | | | | | |
| Code Compliance | 1,608,534 | 1,724,814 | 2,352,378 | 2,352,378 | 2,580,669 | 10.00 % |
| Total Budget | **1,608,534** | **1,724,814** | **2,352,378** | **2,352,378** | **2,580,669** | **10.00 %** |
| **Project Management** | | | | | | |
| Public Works Management | 2,780,532 | 2,499,935 | 3,348,826 | 7,606,185 | 3,982,881 | 19.00 % |
| Animal Shelters | 1,571,582 | 1,754,353 | 1,710,280 | 1,710,280 | 1,882,237 | 10.00 % |
| County Engineering Capital | 414,082 | 56,452 | - | - | - | - % |
| Physical Environment Projects | 264,538 | 480,705 | 912,275 | 1,686,390 | 1,703,798 | 87.00 % |
| General Gov Cap Projects | 1,496,735 | 3,084,457 | 5,240,127 | 7,422,212 | 3,809,843 | (27.00)% |
| Culture & Recreation Capital Projects | 2,880,494 | 2,235,466 | 2,382,866 | 3,210,370 | 1,930,200 | (19.00)% |
| Economic Environment Capital Projects | 31,440 | - | - | - | - | - % |
| Public Safety Capital Projects | 19,611,416 | 4,271,215 | 9,228,768 | 6,230,679 | 22,855,065 | 148.00 % |
| Other Capital Projects | - | - | 2,013,232 | 500,000 | 500,000 | (75.00)% |
| Impact Fees Parks & Recreation | - | 31,877 | 877,229 | 877,229 | 860,359 | (2.00)% |
| Wastewater MSTUs | 4,900 | 6,542 | 721,084 | 721,084 | - | (100.00)% |
| Wastewater MSTU Capital | 1,873,791 | 847,358 | 1,500,923 | 1,500,923 | - | (100.00)% |
| Total Budget | **30,929,509** | **15,268,361** | **27,935,610** | **31,465,352** | **37,524,383** | **34.00 %** |
| **Engineering Services/Roads** | | | | | | |
| County Engineering Capital | 1,382,550 | 27,978 | - | 482,550 | - | - % |
| County Engineering General | 87,528 | 152,079 | 173,144 | 173,144 | 183,004 | 6.00 % |
| Road Department | 9,640,253 | 10,860,039 | 9,603,031 | 17,605,048 | 9,244,231 | (4.00)% |
| Card Sound Road | 598,104 | 724,899 | 2,371,584 | 2,371,584 | 1,716,386 | (28.00)% |
| Transportation Capital Projects | 943,919 | 2,878,773 | 12,348,175 | 15,872,910 | 12,393,569 | - % |
| Impact Fees Roadways | 458,286 | 324,884 | 798,843 | 798,843 | 720,192 | (10.00)% |
| Total Budget | **13,110,641** | **14,968,652** | **25,294,777** | **37,304,079** | **24,257,382** | **(4.00)%** |
| **Solid Waste** | | | | | | |
| Impact Fees Solid Waste | - | - | 128,575 | 128,575 | 135,285 | 5.00 % |
| Solid Waste | 20,468,456 | 21,255,602 | 28,395,342 | 28,489,092 | 31,110,805 | 10.00 % |
| Total Budget | **20,468,456** | **21,255,602** | **28,523,917** | **28,617,667** | **31,246,090** | **10.00 %** |

# Monroe County Board of County Commissioners
# FY 2024 Proposed Fiscal Plan

| | | FY 2021 Actual | FY 2022 Actual | FY 2023 Adopted | FY 2023 Amended | FY 2024 Proposed | FY 2024 Change |
|---|---|---|---|---|---|---|---|
| **Elected Officials** | | | | | | | |
| Clerk of Courts | | 8,586,700 | 6,412,700 | 7,235,600 | 7,235,600 | 8,959,815 | 24.00 % |
| Court Services Network System | | - | - | 100,000 | 100,000 | 100,000 | - % |
| Communications | | 701,802 | 758,691 | 705,300 | 705,300 | 712,898 | 1.00 % |
| Monroe County Sheriff | | 61,843,539 | 66,209,873 | 72,714,349 | 72,714,349 | 80,068,479 | 10.00 % |
| LEEA | | 49,911 | 75,000 | 75,000 | 75,000 | 75,000 | - % |
| Law Enforcement Trust | | 723,082 | 279,937 | 3,411,004 | 3,411,004 | 3,181,004 | (7.00)% |
| Tax Collector | | 6,731,596 | 7,055,597 | 7,952,259 | 7,952,259 | 8,575,291 | 8.00 % |
| Property Appraiser | | 4,799,184 | 5,113,204 | 5,843,693 | 5,843,693 | 6,365,708 | 9.00 % |
| Supervisor of Elections | | 2,067,514 | 2,221,487 | 2,981,651 | 2,981,651 | 3,177,039 | 7.00 % |
| State Attorney | | 220,023 | 436,600 | 726,346 | 726,346 | 1,138,867 | 57.00 % |
| Public Defender | | 514,459 | 530,334 | 737,048 | 737,048 | 839,821 | 14.00 % |
| Judicial Administration | | 2,274,198 | 2,532,202 | 3,191,675 | 3,191,675 | 3,359,696 | 5.00 % |
| Court Technology Fund | | 113,951 | 155,621 | 123,888 | 123,888 | 119,755 | (3.00)% |
| | Total Budget | **88,625,959** | **91,781,245** | **105,797,813** | **105,797,813** | **116,673,373** | **10.00 %** |
| **Tourist Development Council** | | | | | | | |
| TDC District 4 Third Cent | | 1,354,854 | 2,065,138 | 4,972,931 | 4,972,931 | 28,981,440 | 483.00 % |
| TDC District 5 Third Cent | | 2,251,510 | 3,099,245 | 7,831,560 | 7,831,560 | 6,322,995 | (19.00)% |
| TDC Two Penny Events | | 3,492,538 | 4,486,276 | 8,451,701 | 8,451,701 | 20,514,015 | 143.00 % |
| TDC Special Projects | | 368,998 | 865,697 | 1,487,000 | 1,487,000 | 493,200 | (67.00)% |
| TDC Two Penny Generic | | 8,730,658 | 10,233,133 | 22,713,503 | 22,713,503 | 40,993,802 | 80.00 % |
| TDC District 1 Third Penny | | 8,846,860 | 10,114,607 | 22,073,269 | 22,073,269 | 19,401,329 | (12.00)% |
| TDC District 2 Third Cent | | 880,220 | 1,830,260 | 4,007,559 | 4,007,559 | 2,511,587 | (37.00)% |
| TDC District 3 Third Cent | | 2,718,921 | 3,819,550 | 7,440,451 | 7,440,451 | 6,424,561 | (14.00)% |
| | Total Budget | **28,644,558** | **36,513,907** | **78,977,974** | **78,977,974** | **125,642,929** | **59.00 %** |
| **Medical Examiner** | | | | | | | |
| Medical Examiner | | 552,420 | 560,006 | 697,085 | 697,085 | 912,501 | 31.00 % |
| | Total Budget | **552,420** | **560,006** | **697,085** | **697,085** | **912,501** | **31.00 %** |
| **Fleet Management** | | | | | | | |
| Fleet Management | | 3,255,432 | 3,844,261 | 4,807,112 | 4,838,612 | 5,575,784 | 16.00 % |
| | Total Budget | **3,255,432** | **3,844,261** | **4,807,112** | **4,838,612** | **5,575,784** | **16.00 %** |
| **Facilities Maintenance** | | | | | | | |
| Facilities Maintenance | | 8,189,684 | 9,304,785 | 10,249,675 | 10,249,675 | 13,618,481 | 33.00 % |
| | Total Budget | **8,189,684** | **9,304,785** | **10,249,675** | **10,249,675** | **13,618,481** | **33.00 %** |
| **Corrections Facilities** | | | | | | | |
| Correction Facilities | | 2,750,575 | 2,537,410 | 3,271,568 | 3,271,568 | 3,310,982 | 1.00 % |
| | Total Budget | **2,750,575** | **2,537,410** | **3,271,568** | **3,271,568** | **3,310,982** | **1.00 %** |

| | | FY 2021 Actual | FY 2022 Actual | FY 2023 Adopted | FY 2023 Amended | FY 2024 Proposed | FY 2024 Change |
|---|---|---|---|---|---|---|---|
| **Parks & Recreation** | | | | | | | |
| Parks & Recreation | | 2,715,661 | 3,375,145 | 3,810,389 | 5,022,506 | 5,303,620 | 39.00 % |
| | Total Budget | **2,715,661** | **3,375,145** | **3,810,389** | **5,022,506** | **5,303,620** | **39.00 %** |
| **Canals** | | | | | | | |
| Canals | | 18,489 | 14,653 | 58,404 | 58,404 | 62,200 | 6.00 % |
| | Total Budget | **18,489** | **14,653** | **58,404** | **58,404** | **62,200** | **6.00 %** |
| | County Total Budget | **404,730,521** | **400,533,449** | **519,757,032** | **729,641,519** | **667,311,304** | **28.00 %** |

# Monroe County Board of County Commissioners
# FY 2024 Proposed Fiscal Plan by Division

| | | FY 2021 Actual | FY 2022 Actual | FY 2023 Adopted | FY 2023 Amended | FY 2024 Proposed | FY 2024 Change |
|---|---|---|---|---|---|---|---|
| **B.O.C.C.** | | | | | | | |
| Personnel Expenditures | | 1,205,975 | 1,051,007 | 1,047,423 | 1,147,423 | 1,181,063 | 13.00 % |
| Operating Expenditures | | 74,948,286 | 62,380,614 | 91,512,495 | 110,822,114 | 116,715,876 | 28.00 % |
| Capital Outlay Expenditures | | 653,397 | 5,643 | - | 24,600 | 42,665 | - % |
| | Total Budget | **76,807,659** | **63,437,263** | **92,559,918** | **111,994,137** | **117,939,604** | **27.00 %** |
| **County Administrator** | | | | | | | |
| Personnel Expenditures | | 1,172,564 | 1,316,731 | 1,734,201 | 1,734,201 | 2,082,676 | 20.00 % |
| Operating Expenditures | | 2,446,240 | 4,941,609 | 1,038,862 | 7,185,209 | 2,099,173 | 102.00 % |
| Capital Outlay Expenditures | | 2,161 | 7,395 | 8,300 | 27,200 | 8,300 | - % |
| | Total Budget | **3,620,965** | **6,265,736** | **2,781,363** | **8,946,610** | **4,190,149** | **51.00 %** |
| **Employee Services** | | | | | | | |
| Personnel Expenditures | | 1,595,886 | 1,582,218 | 1,739,897 | 1,739,567 | 2,168,534 | 25.00 % |
| Operating Expenditures | | 21,473,798 | 23,286,318 | 33,890,620 | 34,211,100 | 35,176,145 | 4.00 % |
| Capital Outlay Expenditures | | 18,618 | 33,503 | 780,796 | 460,646 | 256,500 | (67.00)% |
| | Total Budget | **23,088,302** | **24,902,039** | **36,411,313** | **36,411,313** | **37,601,179** | **3.00 %** |
| **Emergency Management** | | | | | | | |
| Personnel Expenditures | | 595,831 | 650,190 | 527,502 | 868,146 | 642,704 | 22.00 % |
| Operating Expenditures | | 308,301 | 368,996 | 253,363 | 1,288,745 | 398,979 | 57.00 % |
| Capital Outlay Expenditures | | 95,024 | 114,730 | 65,000 | 138,313 | 266,850 | 311.00 % |
| | Total Budget | **999,156** | **1,133,916** | **845,865** | **2,295,204** | **1,308,533** | **55.00 %** |
| **Veterans Affairs** | | | | | | | |
| Personnel Expenditures | | 652,781 | 778,813 | 856,840 | 856,840 | 932,683 | 9.00 % |
| Operating Expenditures | | 29,680 | 37,866 | 65,714 | 62,886 | 78,984 | 20.00 % |
| Capital Outlay Expenditures | | 2,200 | 1,599 | - | 2,828 | 40,000 | - % |
| | Total Budget | **684,661** | **818,278** | **922,554** | **922,554** | **1,051,667** | **14.00 %** |
| **Airport Services** | | | | | | | |
| Personnel Expenditures | | 3,851,714 | 2,960,439 | 3,345,449 | 3,751,609 | 3,669,937 | 10.00 % |
| Operating Expenditures | | 11,177,071 | 31,340,380 | 7,462,490 | 140,504,875 | 45,778,349 | 513.00 % |
| Capital Outlay Expenditures | | 20,673,589 | 552,708 | 14,019,000 | 8,319,733 | 11,445,000 | (18.00)% |
| | Total Budget | **35,702,373** | **34,853,526** | **24,826,939** | **152,576,216** | **60,893,286** | **145.00 %** |
| **Emergency Services** | | | | | | | |
| Personnel Expenditures | | 15,482,102 | 18,811,577 | 19,316,453 | 24,022,226 | 20,378,656 | 5.00 % |
| Operating Expenditures | | 7,128,127 | 7,885,506 | 9,674,940 | 9,663,140 | 10,601,364 | 10.00 % |
| Capital Outlay Expenditures | | 361,674 | 477,584 | 587,100 | 598,900 | 856,010 | 46.00 % |
| | Total Budget | **22,971,902** | **27,174,667** | **29,578,493** | **34,284,266** | **31,836,030** | **8.00 %** |

# Monroe County Board of County Commissioners
# FY 2024 Proposed Fiscal Plan by Division

| | | FY 2021 Actual | FY 2022 Actual | FY 2023 Adopted | FY 2023 Amended | FY 2024 Proposed | FY 2024 Change |
|---|---|---|---|---|---|---|---|
| **Budget & Finance** | | | | | | | |
| Personnel Expenditures | | 895,626 | 1,028,576 | 1,548,552 | 1,548,552 | 1,422,755 | (8.00)% |
| Operating Expenditures | | 8,052,050 | 292,271 | 1,191,724 | 16,194,328 | 1,830,934 | 54.00 % |
| Capital Outlay Expenditures | | - | 185,600 | 2,500 | 946,113 | 2,500 | - % |
| Interfund Transfers | | 36,566 | - | - | - | - | - % |
| | Total Budget | **8,984,242** | **1,506,447** | **2,742,776** | **18,688,993** | **3,256,189** | **19.00 %** |
| **Information Technology** | | | | | | | |
| Personnel Expenditures | | 1,237,250 | 1,547,968 | 1,812,798 | 1,812,798 | 1,811,684 | - % |
| Operating Expenditures | | 1,145,628 | 1,258,365 | 1,197,688 | 1,244,188 | 1,377,489 | 15.00 % |
| Capital Outlay Expenditures | | 46,021 | 94,551 | 265,961 | 219,461 | 456,850 | 72.00 % |
| | Total Budget | **2,428,899** | **2,900,883** | **3,276,447** | **3,276,447** | **3,646,023** | **11.00 %** |
| **County Attorney** | | | | | | | |
| Personnel Expenditures | | 1,706,384 | 2,075,857 | 2,474,881 | 2,492,681 | 2,571,042 | 4.00 % |
| Operating Expenditures | | 4,593,897 | 6,347,977 | 8,591,975 | 8,457,867 | 12,303,209 | 43.00 % |
| Capital Outlay Expenditures | | 14,494 | 15,657 | 10,000 | 126,308 | 89,985 | 800.00 % |
| | Total Budget | **6,314,775** | **8,439,491** | **11,076,856** | **11,076,856** | **14,964,236** | **35.00 %** |
| **Social Services** | | | | | | | |
| Personnel Expenditures | | 2,519,034 | 2,407,030 | 1,444,489 | 2,311,308 | 1,495,279 | 4.00 % |
| Operating Expenditures | | 3,125,439 | 2,726,243 | 2,135,212 | 4,509,614 | 1,788,656 | (16.00)% |
| Capital Outlay Expenditures | | 1,075 | 1,382 | - | 1,000 | - | - % |
| | Total Budget | **5,645,548** | **5,134,655** | **3,579,701** | **6,821,922** | **3,283,935** | **(8.00)%** |
| **Library Services** | | | | | | | |
| Personnel Expenditures | | 2,676,245 | 3,142,269 | 3,885,650 | 3,885,650 | 4,146,211 | 7.00 % |
| Operating Expenditures | | 1,118,771 | 776,239 | 1,174,545 | 1,196,930 | 1,317,975 | 12.00 % |
| Capital Outlay Expenditures | | 1,014,457 | 1,348,643 | 638,050 | 874,467 | 907,914 | 42.00 % |
| | Total Budget | **4,809,473** | **5,267,151** | **5,698,245** | **5,957,047** | **6,372,100** | **12.00 %** |
| **Public Works/Engineering Capital Projects** | | | | | | | |
| Capital Outlay Expenditures | | - | - | 55,299 | 55,299 | 65,850 | 19.00 % |
| | Total Budget | **-** | **-** | **55,299** | **55,299** | **65,850** | **19.00 %** |
| **Building Department** | | | | | | | |
| Personnel Expenditures | | 4,003,041 | 4,598,058 | 5,246,723 | 5,246,723 | 5,611,082 | 7.00 % |
| Operating Expenditures | | 848,767 | 1,011,232 | 1,233,456 | 1,230,456 | 901,378 | (27.00)% |
| Capital Outlay Expenditures | | 2,967 | 163,617 | 74,000 | 77,000 | 76,000 | 3.00 % |
| | Total Budget | **4,854,774** | **5,772,907** | **6,554,179** | **6,554,179** | **6,588,460** | **1.00 %** |
| **Planning & Environmental Resources** | | | | | | | |
| Personnel Expenditures | | 3,143,303 | 3,739,761 | 4,127,989 | 4,404,734 | 4,432,376 | 7.00 % |
| Operating Expenditures | | 3,780,855 | 2,655,304 | 2,512,153 | 13,124,443 | 2,630,874 | 5.00 % |
| Capital Outlay Expenditures | | 23,718 | 5,382,583 | 430,240 | 3,598,186 | 542,419 | 26.00 % |
| | Total Budget | **6,947,876** | **11,777,648** | **7,070,382** | **21,127,362** | **7,605,669** | **8.00 %** |

# Monroe County Board of County Commissioners
# FY 2024 Proposed Fiscal Plan by Division

| | | FY 2021 Actual | FY 2022 Actual | FY 2023 Adopted | FY 2023 Amended | FY 2024 Proposed | FY 2024 Change |
|---|---|---|---|---|---|---|---|
| **Code Compliance** | | | | | | | |
| Personnel Expenditures | | 1,356,906 | 1,253,793 | 1,892,842 | 1,892,842 | 2,014,748 | 6.00 % |
| Operating Expenditures | | 250,028 | 418,101 | 432,756 | 429,256 | 539,071 | 25.00 % |
| Capital Outlay Expenditures | | 1,600 | 52,920 | 26,780 | 30,280 | 26,850 | - % |
| | Total Budget | **1,608,534** | **1,724,814** | **2,352,378** | **2,352,378** | **2,580,669** | **10.00 %** |
| **Project Management** | | | | | | | |
| Personnel Expenditures | | 2,012,033 | 2,161,905 | 2,587,542 | 2,617,359 | 2,730,540 | 6.00 % |
| Operating Expenditures | | 6,374,953 | 11,286,660 | 16,584,011 | 23,245,267 | 9,160,258 | (45.00)% |
| Capital Outlay Expenditures | | 22,542,523 | 1,819,796 | 8,764,057 | 5,602,726 | 25,633,585 | 192.00 % |
| | Total Budget | **30,929,509** | **15,268,361** | **27,935,610** | **31,465,352** | **37,524,383** | **34.00 %** |
| **Engineering Services/Roads** | | | | | | | |
| Personnel Expenditures | | 3,121,940 | 3,076,039 | 3,753,644 | 3,753,644 | 4,256,009 | 13.00 % |
| Operating Expenditures | | 4,735,956 | 11,271,378 | 18,274,275 | 30,679,745 | 18,198,973 | - % |
| Capital Outlay Expenditures | | 5,252,745 | 621,234 | 3,266,858 | 2,870,690 | 1,802,400 | (45.00)% |
| | Total Budget | **13,110,641** | **14,968,652** | **25,294,777** | **37,304,079** | **24,257,382** | **(4.00)%** |
| **Solid Waste** | | | | | | | |
| Personnel Expenditures | | 1,176,307 | 1,298,059 | 1,511,752 | 1,511,752 | 1,610,937 | 7.00 % |
| Operating Expenditures | | 19,250,175 | 19,901,678 | 25,275,765 | 25,369,515 | 29,440,518 | 16.00 % |
| Capital Outlay Expenditures | | 41,974 | 55,866 | 1,736,400 | 1,736,400 | 194,635 | (89.00)% |
| | Total Budget | **20,468,456** | **21,255,602** | **28,523,917** | **28,617,667** | **31,246,090** | **10.00 %** |
| **Elected Officials** | | | | | | | |
| Personnel Expenditures | | 9,503,955 | 9,966,642 | 11,800,924 | 11,800,924 | 12,241,602 | 4.00 % |
| Operating Expenditures | | 70,456,621 | 75,267,364 | 86,496,766 | 86,479,990 | 95,110,456 | 10.00 % |
| Capital Outlay Expenditures | | 78,683 | 134,538 | 264,523 | 281,299 | 361,500 | 37.00 % |
| Interfund Transfers | | 8,586,700 | 6,412,700 | 7,235,600 | 7,235,600 | 8,959,815 | 24.00 % |
| | Total Budget | **88,625,959** | **91,781,245** | **105,797,813** | **105,797,813** | **116,673,373** | **10.00 %** |
| **Tourist Development Council** | | | | | | | |
| Personnel Expenditures | | 453,810 | 494,790 | 512,606 | 512,606 | 737,039 | 44.00 % |
| Operating Expenditures | | 28,179,919 | 36,019,117 | 78,455,368 | 78,451,029 | 124,893,890 | 59.00 % |
| Capital Outlay Expenditures | | 10,829 | - | 10,000 | 14,339 | 12,000 | 20.00 % |
| | Total Budget | **28,644,558** | **36,513,907** | **78,977,974** | **78,977,974** | **125,642,929** | **59.00 %** |
| **Medical Examiner** | | | | | | | |
| Personnel Expenditures | | - | - | - | - | 682,127 | - % |
| Operating Expenditures | | 552,420 | 560,006 | 697,085 | 697,085 | 227,374 | (67.00)% |
| Capital Outlay Expenditures | | - | - | - | - | 3,000 | - % |
| | Total Budget | **552,420** | **560,006** | **697,085** | **697,085** | **912,501** | **31.00 %** |

# Monroe County Board of County Commissioners
# FY 2024 Proposed Fiscal Plan by Division

| | | FY 2021 Actual | FY 2022 Actual | FY 2023 Adopted | FY 2023 Amended | FY 2024 Proposed | FY 2024 Change |
|---|---|---|---|---|---|---|---|
| **Fleet Management** | | | | | | | |
| Personnel Expenditures | | 2,023,410 | 2,332,806 | 2,517,166 | 2,517,166 | 2,642,248 | 5.00 % |
| Operating Expenditures | | 1,193,203 | 1,485,790 | 2,181,841 | 2,199,165 | 2,459,536 | 13.00 % |
| Capital Outlay Expenditures | | 38,818 | 25,664 | 108,105 | 122,281 | 474,000 | 338.00 % |
| | Total Budget | **3,255,432** | **3,844,261** | **4,807,112** | **4,838,612** | **5,575,784** | **16.00 %** |
| **Facilities Maintenance** | | | | | | | |
| Personnel Expenditures | | 2,920,998 | 3,832,816 | 4,048,578 | 4,048,578 | 4,538,739 | 12.00 % |
| Operating Expenditures | | 5,259,244 | 5,420,102 | 6,107,781 | 6,090,946 | 8,344,342 | 37.00 % |
| Capital Outlay Expenditures | | 9,442 | 51,867 | 93,316 | 110,151 | 735,400 | 688.00 % |
| | Total Budget | **8,189,684** | **9,304,785** | **10,249,675** | **10,249,675** | **13,618,481** | **33.00 %** |
| **Corrections Facilities** | | | | | | | |
| Personnel Expenditures | | 801,372 | 903,952 | 1,053,348 | 1,116,738 | 1,227,370 | 17.00 % |
| Operating Expenditures | | 1,884,094 | 1,627,625 | 2,130,357 | 2,066,967 | 2,003,062 | (6.00)% |
| Capital Outlay Expenditures | | 65,108 | 5,833 | 87,863 | 87,863 | 80,550 | (8.00)% |
| | Total Budget | **2,750,575** | **2,537,410** | **3,271,568** | **3,271,568** | **3,310,982** | **1.00 %** |
| **Parks & Recreation** | | | | | | | |
| Personnel Expenditures | | 1,135,396 | 1,289,855 | 1,249,196 | 1,653,530 | 1,885,958 | 51.00 % |
| Operating Expenditures | | 1,478,910 | 1,917,110 | 2,340,808 | 3,148,591 | 3,141,562 | 34.00 % |
| Capital Outlay Expenditures | | 101,354 | 168,180 | 220,385 | 220,385 | 276,100 | 25.00 % |
| | Total Budget | **2,715,661** | **3,375,145** | **3,810,389** | **5,022,506** | **5,303,620** | **39.00 %** |
| **Canals** | | | | | | | |
| Operating Expenditures | | 18,489 | 14,653 | 58,404 | 58,404 | 62,200 | 6.00 % |
| | Total Budget | **18,489** | **14,653** | **58,404** | **58,404** | **62,200** | **6.00 %** |
| | County Total Budget | **404,730,521** | **400,533,449** | **519,757,032** | **729,641,519** | **667,311,304** | **28.00 %** |

# DEPARTMENT EXPENDITURE SUMMARY

## Total FY2024 Budget - $667,311,304

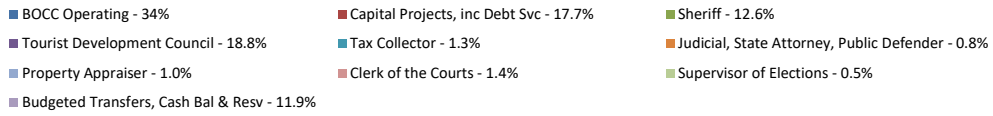


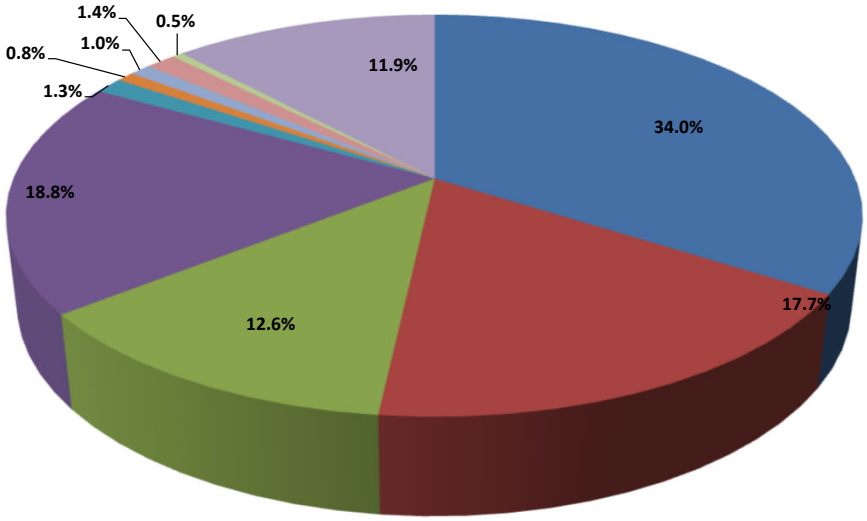


## How is the BOCC portion of the Budget Allocated?
## BOCC Operating - $227,118,395

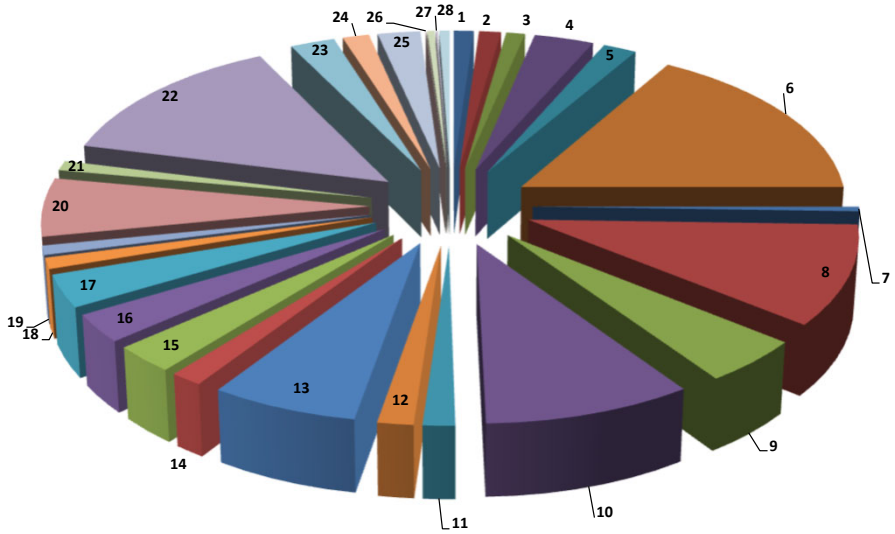


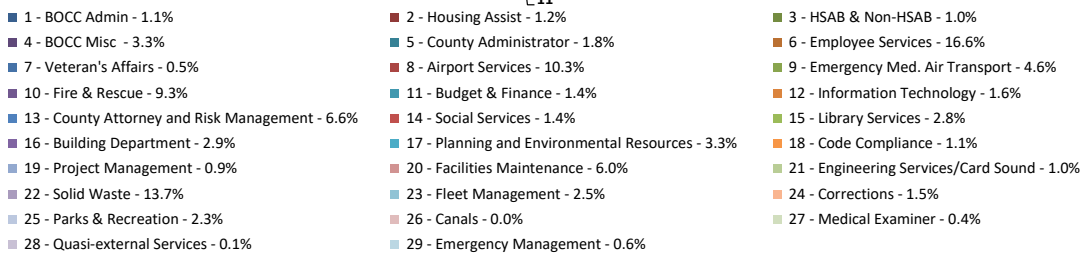

# BOCC DEPARTMENT SUMMARY

| BOCC Operating | FY2023 Adopted | FY2024 Proposed | Change | % Change | Explanation of Change |
|---|---|---|---|---|---|
| BOCC Admin | 2,153,492 | 2,487,757 | 334,265 | 15.5% | $133K COLA/retirement/benefits Increases, $157K increase in operating expenses |
| Housing Assist & Emp Fair Share | 1,779,549 | 2,728,000 | 948,451 | 53.3% | $948K increase in operating expenses |
| HSAB & Non-HSAB | 2,254,468 | 2,346,572 | 92,104 | 4.1% | $76.9K HSAB funding allocation increase, $15K increase for Other Non-Profit Funding |
| BOCC Misc. | 7,667,646 | 7,445,121 | (222,525) | -2.9% | Various program increases, $597K decrease to GCC SAMH |
| County Administrator | 2,781,363 | 4,190,149 | 1,408,786 | 50.7% | $348K COLA/retirement/benefits increases, $1.06M increase in operating expenses, including $420k for Micro Transit grant match. (1) FTE transferred from Grants Management |
| Emergency Management | 845,865 | 1,308,533 | 462,668 | 54.7% | $115K COLA/retirement/benefits increases, $145K increase in operating expenses, $202K increase in capital outlay - equipment |
| Employee Services | 36,411,313 | 37,601,179 | 1,189,866 | 3.3% | $428K COLA/retirement/benefits increases, $1.2M operating expenses including $1.0M group insurance claims, $520K reduction in capital outlay expenses. (1) FTE transferred from Information Technology |
| Veteran's Affairs | 922,554 | 1,051,667 | 129,113 | 14.0% | $75.8K COLA/retirement/benefits increases, $13.2K increase in operating expenses, $40K increase in capital |
| Airport Services | 24,826,939 | 23,400,446 | (1,426,493) | -5.7% | $324K COLA/retirement/benefits increases, $826K operating, $2.57M reduction in capital outlay |
| Emergency Med. Air Transport | 9,548,281 | 10,440,093 | 891,812 | 9.3% | $229K COLA/retirement/benefits increases, $534K increase transfers out to Sheriff, $24K increase to various operating, $104K increase to various capital outlay expenses |
| Fire & Rescue | 19,839,734 | 21,204,198 | 1,364,464 | 6.9% | $832K COLA/retirement/benefits increases, remaining increases are various in operating across several funds |
| Budget & Finance | 2,742,776 | 3,256,189 | 513,413 | 18.7% | $125K COLA/retirement/benefits net reduction due to transferring of (1) FTE, $300K increase in Employee Housing Program, $639K increase in various operating expenses |
| Information Technology | 3,276,447 | 3,646,023 | 369,576 | 11.3% | $1K COLA/retirement/benefits net reduction due to transferring of (1) FTE, $179K net operating increases (repair & maint, risk mgmt charges), $190K increase in capital outlay - equipment |
| County Attorney and Risk Mgmt. | 11,076,856 | 14,964,236 | 3,887,380 | 35.1% | $96K COLA/retirement/benefits increase, $3.6M Insurance increase, $111K in other operating expenses, $79K increase in capital outlay expenses |
| Social Services/Welfare Services | 3,579,701 | 3,283,935 | (295,766) | -8.3% | $51K COLA/retirement/benefits increase, ($346K) net reduction in operating expenses from Bayshore Manor |
| Library Services | 5,533,733 | 6,372,100 | 838,367 | 15.2% | $261K COLA/retirement/benefits increase, $143K in various operating increases, $269K increase in capital outlay expense - software |
| Building Department | 6,554,179 | 6,588,460 | 34,281 | 0.5% | $364K COLA/retirement/benefits increase, ($333K) net reduction in operating expenses including a ($30K) reduction in Building Refunds, $2k increase in capital outlay expenses |
| Planning and Environmental Res. | 7,070,382 | 7,605,669 | 535,287 | 7.6% | $304K COLA/retirement/benefits increase, $118K operating expense increases, $112K increase in capital outlay expenses |
| Code Compliance | 2,352,378 | 2,580,669 | 228,291 | 9.7% | $121K COLA/retirement/benefits Increases, $106K net operating increases |
| Project Management | 2,506,944 | 2,148,335 | (358,609) | -14.3% | $143K COLA/retirement/benefits increases, ($501K) net operating/capital decrease to due closure of Wastewater funds |
| Facilities Maintenance | 10,249,675 | 13,618,481 | 3,368,806 | 32.9% | $490K COLA/retirement/benefits increases inlcuding (1) transferred FTE and (2) new FTEs, $2.2M increase across various operating costs including $1.3M risk management, $608K increase in Capital Outlay-Vehicles |
| Engineering Services/Roads | 3,082,728 | 2,278,841 | (803,887) | -26.1% | ($69K) net reduction in personnel costs including COLA/retirement/benefits increases due to transfer of (1) Card Sound Road FTE, ($643K) net reduction in operating/capital expenses |
| Solid Waste | 28,450,641 | 31,176,655 | 2,726,014 | 9.6% | $99K COLA/retirement/benefits increases, $4.1M operating cost increase, ($1.4M) reduction in capital outlay |
| Fleet Management | 4,807,112 | 5,575,784 | 768,672 | 16.0% | $125K COLA/retirement/benefits increases, $227K operating cost increase, $365K in capital outlay increases |
| Corrections | 3,271,568 | 3,310,982 | 39,414 | 1.2% | $174K personnel increase (1 FTE reallocation + COLA/retirement/benefits increases), ($7K) reduction in capital outlay, ($127K) reduction in operating costs |
| Parks & Recreation | 3,810,389 | 5,303,620 | 1,493,231 | 39.2% | $637K COLA/retirement/benefits increases including addition of (1) FTE, $800K net increase in operating costs including a new Recreation Department and a $307K increase to the Jacobs Aquatic Center contract |
| Canals | 58,404 | 62,200 | 3,796 | 6.5% | $3.7K increase to operating costs |
| Medical Examiner | 697,085 | 912,501 | 215,416 | 30.9% | $205K personnel cost increase associated with converting from contract to County Employees, $10K increase in operating expenses (risk management), increased BOCC FTE count by (2) |
| Quasi-external Services | 230,000 | 230,000 | 0 | 0.0% | No Change |
| **TOTAL** | **208,382,202** | **227,118,395** | **18,736,193** | **9.0%** | |

*Personnel costs are COLA, Retirement and Benefits as well as position reallocations/splits

## BOCC Operating Change

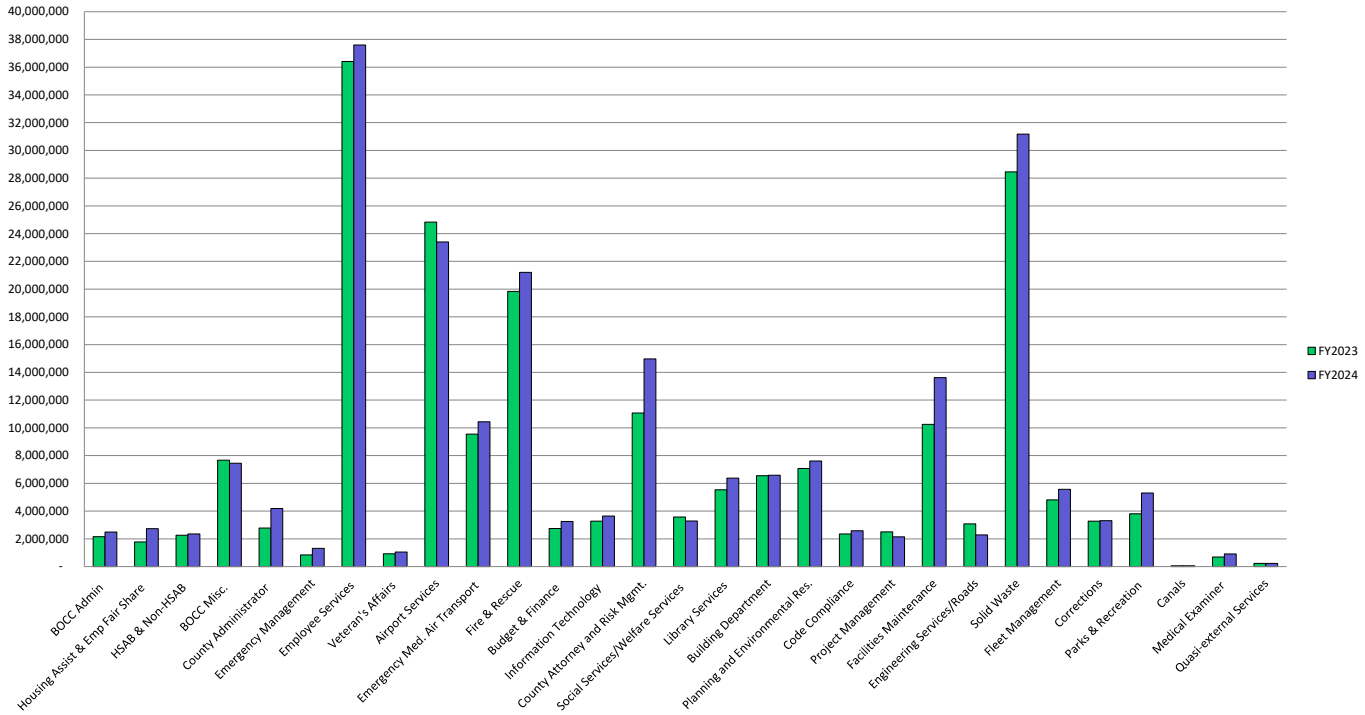

# FY24 Proposed Budget

*BOCC*

# B.O.C.C.

Proposed FY24:

**FY24 Revenue Source**

| | |
|---|---|
| General Fund | $22,344,081 |
| Other Ad Valorem | $13,938,165 |
| Non Ad Valorem | $50,923,166 |
| Capital Funds | $30,734,192 |
| | **$117,939,604** |

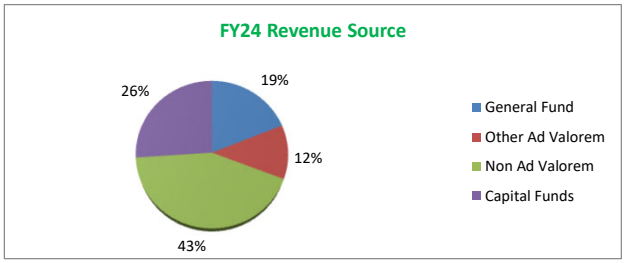


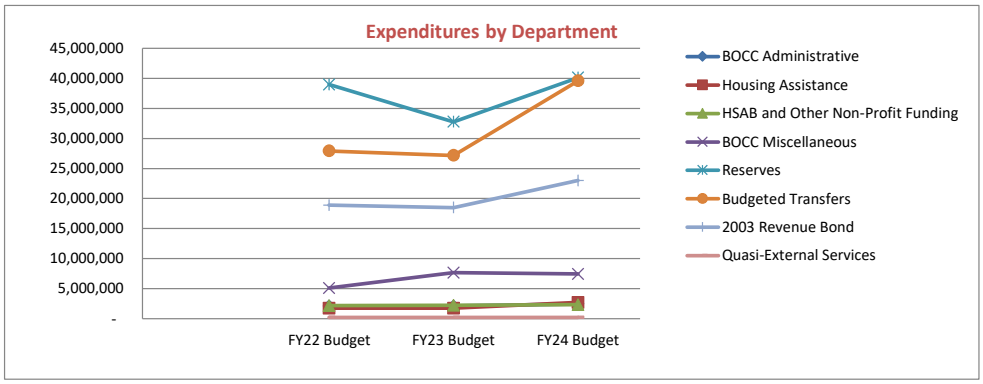


**Expenditures by Department**

| | Adopted FY22 Budget | Adopted FY23 Budget | Proposed FY24 Budget | FY24 Change |
|---|---|---|---|---|
| 2003 Revenue Bond | 18,888,128 | 18,500,511 | 23,010,918 | 24.4% |
| BOCC Administrative | 2,112,743 | 2,153,492 | 2,487,757 | 15.5% |
| BOCC Miscellaneous | 5,125,803 | 7,667,646 | 7,445,121 | -2.9% |
| Budgeted Transfers | 27,926,100 | 27,195,757 | 39,574,024 | 45.5% |
| Housing Assistance | 1,779,549 | 1,779,549 | 2,728,000 | 53.3% |
| HSAB and Other Non-Profit Funding | 2,183,581 | 2,254,468 | 2,346,572 | 4.1% |
| Quasi-External Services | 230,000 | 230,000 | 230,000 | 0.0% |
| Reserves | 38,976,469 | 32,778,495 | 40,117,212 | 22.4% |
| Total | 97,222,373 | 92,559,918 | 117,939,604 | 27.4% |

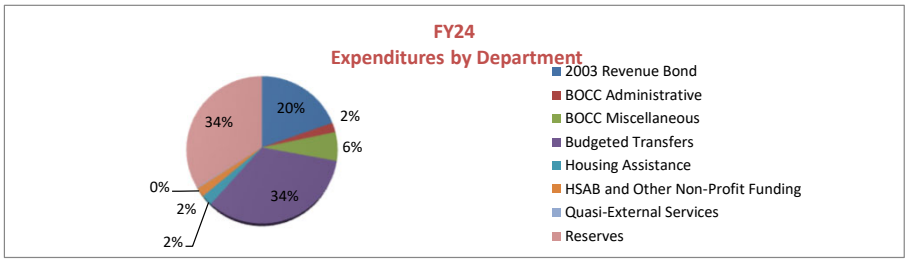

# B.O.C.C.

| Budgetary Cost Summary | Adopted FY22 Budget | Adopted FY23 Budget | Proposed FY24 Budget | FY24 % of Total | FY24 Change |
|---|---|---|---|---|---|
| Personnel Expenditures | 1,009,578 | 1,047,423 | 1,181,063 | 1.0% | 12.8% |
| Operating Expenditures | 96,212,795 | 91,512,495 | 116,715,876 | 99.0% | 27.5% |
| Capital Outlay Expenditures | - | - | 42,665 | 0.0% | 0.0% |
| Interfund Transfers | - | - | - | 0.0% | 0.0% |
| Total | 97,222,373 | 92,559,918 | 117,939,604 | 100% | 27.4% |

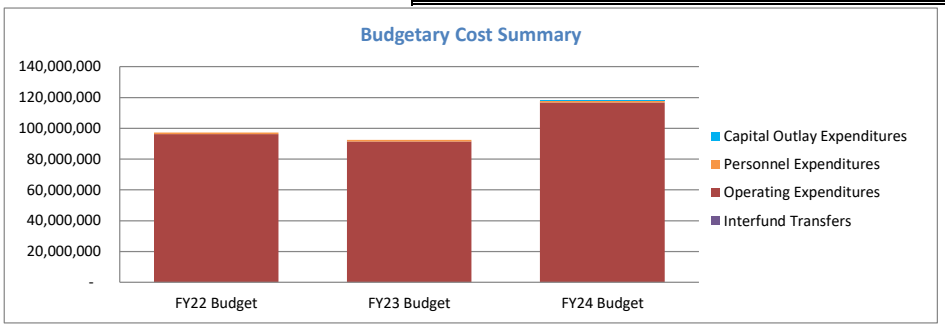


| | Adopted FY22 Budget | Adopted FY23 Budget | Proposed FY24 Budget | FY24 Change |
|---|---|---|---|---|
| FTE History | 11.00 | 11.00 | 11.00 | - |
| FY24 Proposed Changes | No changes | | | |

# B.O.C.C.

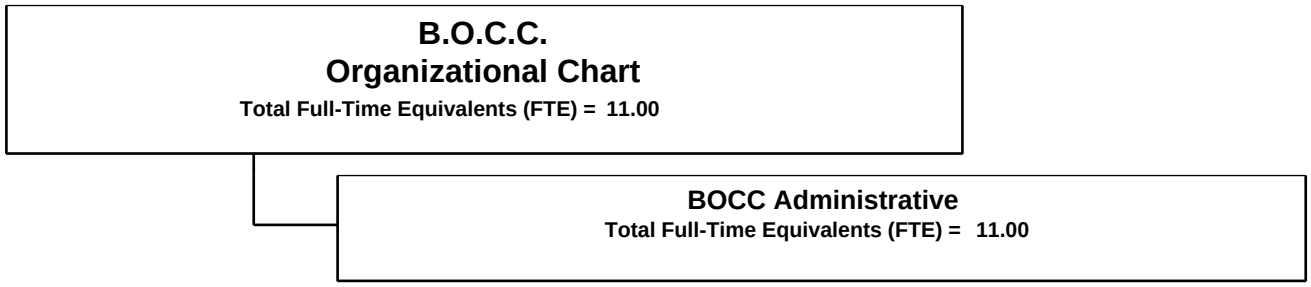
B.O.C.C.
Organizational Chart
Total Full-Time Equivalents (FTE) = 11.00
BOCC Administrative
Total Full-Time Equivalents (FTE) = 11.00

# B.O.C.C.

## Vision

Creating a better life every day for everyone in the Florida Keys

## Mission Statement

To enhance quality of life by providing outstanding public service responsive to the needs of our citizens, our unique community and our environment

## Strategic Goals

Quality of Life: Areas of Concern & Priority
Community Character-
Smart Growth
Respectful Redevelopment
Illegal Transient Rentals
Collaboration with municipalities and other synergistic agencies

Viability-
Workforce Housing
Traffic and Road Safety on US1
Enhanced Public Transportation
Address Infrastructure concerns related to Climate Change and future storm resiliency
Wind and Flood Insurance Rates

Services to All-
Parks and Recreation
Access to water for economy and recreation
Services to Special Needs Populations highlighting Mental Health, Seniors, Drug Dependency/Opioid Crisis, Homelessness, Children/Teens in crisis

Environment: Areas of Concern & Priority
Conservation-
Coral Reef conservation
Nearshore Water Quality
Strengthen Strategic Environment Partnership (i.e.- FL Keys National Marine Sanctuary, Army Corp, etc.)
Reuse/Reduction/Recycling of solid waste

Protection-
Enforcement of Regulatory Statutes: local, state and federal
Nearshore Water and Benthic monitoring
Pursue Protective Ordinances
Canal Protection

Restoration-
Irma Recovery
Canal Restoration
Nearshore Water Quality and Benthic Restoration
Florida Bay and Everglades projects and advocacy

Resiliency-
Adaptation plans to help plant, animals and humans adapt to climate change impacts
Mitigation plans to help avoid climate change impacts
Stormwater Solutions

Economy: Areas of Concern & Priority
Workforce-
Workforce Housing
Workforce Transportation- Alternative Solutions

Infrastructure-
Quality of the Keys Experience- Upkeep of our attractions including Environment, Historical Sites and Beautification
Tourism Transportation- Alternative Solutions

# B.O.C.C.

| Budgetary Cost Summary | FY 2021 Actual | FY 2022 Actual | FY 2023 Adopted | FY 2023 Amended | FY 2024 Proposed | FY 2024 Change |
|---|---|---|---|---|---|---|
| Personnel Expenditures | 1,205,975 | 1,051,007 | 1,047,423 | 1,147,423 | 1,181,063 | 12.8% |
| Operating Expenditures | 74,948,286 | 62,380,614 | 91,512,495 | 110,822,114 | 116,715,876 | 27.5% |
| Capital Outlay Expenditures | 653,397 | 5,643 | - | 24,600 | 42,665 | -% |
| **Total Budget** | **76,807,659** | **63,437,263** | **92,559,918** | **111,994,137** | **117,939,604** | **27.4%** |

| Appropriations by Department | FY 2021 Actual | FY 2022 Actual | FY 2023 Adopted | FY 2023 Amended | FY 2024 Proposed | FY 2024 Change |
|---|---|---|---|---|---|---|
| 2003 Revenue Bond | 21,842,388 | 18,504,534 | 18,500,511 | 18,500,511 | 23,010,918 | 24% |
| BOCC Administrative | 2,183,652 | 1,777,874 | 2,153,492 | 2,331,593 | 2,487,757 | 16% |
| BOCC Miscellaneous | 8,164,654 | 10,118,374 | 7,667,646 | 12,315,037 | 7,445,121 | (3)% |
| Budgeted Transfers | 41,114,977 | 30,043,109 | 27,195,757 | 34,059,320 | 39,574,024 | 46% |
| Housing Assistance | 1,220,376 | 616,221 | 1,779,549 | 1,964,832 | 2,728,000 | 53% |
| Human Service Advisory Board Funding | 1,997,955 | 2,041,727 | 2,126,300 | 2,126,300 | 2,203,225 | 4% |
| Office of Management & Budget | - | 72,066 | - | 500,434 | - | -% |
| Other Non-profit Funding (Not HSAB) | 131,665 | 118,843 | 128,168 | 138,598 | 143,347 | 12% |
| Quasi-external Services | 151,992 | 144,516 | 230,000 | 230,000 | 230,000 | -% |
| Reserves | - | - | 32,778,495 | 39,827,512 | 40,117,212 | 22% |
| **Total Budget** | **76,807,659** | **63,437,263** | **92,559,918** | **111,994,137** | **117,939,604** | **27%** |

| Revenue Sources | FY 2021 Actual | FY 2022 Actual | FY 2023 Adopted | FY 2023 Amended | FY 2024 Proposed | FY 2024 Change |
|---|---|---|---|---|---|---|
| General Fund | 6,060,083 | 5,493,537 | 12,387,658 | 12,187,658 | 22,344,081 | 80.4% |
| Affordable Housing Programs | - | - | 317,850 | 317,850 | 317,850 | -% |
| Fine & Forfeiture Fund | 1,308,852 | 1,321,929 | 5,453,279 | 5,453,279 | 5,910,330 | 8.4% |
| Road And Bridge Fund | 408,919 | 408,919 | 2,687,809 | 2,602,427 | 2,650,114 | (1.4)% |
| Middle Keys Health Care MSTU | 2,091,347 | 1,982,985 | 2,403,364 | 2,403,364 | 2,701,948 | 12.4% |
| TDC District Two Penny | 72,713 | 72,713 | 72,713 | 72,713 | 72,713 | -% |
| TDC Admin & Promo 2 Cent | 114,278 | 114,278 | 114,278 | 114,278 | 114,278 | -% |
| TDC District 1 Third Cent | 202,756 | 54,392 | 54,392 | 54,392 | 54,392 | -% |
| TDC District 2 Third Cent | 14,975 | 14,975 | 14,975 | 14,975 | 14,975 | -% |
| TDC District 3 Third Cent | 13,595 | 13,595 | 13,595 | 13,595 | 13,595 | -% |
| TDC District 4 Third Cent | 13,002 | 13,002 | 13,002 | 13,002 | 13,002 | -% |
| TDC District 5 Third Cent | 26,318 | 26,318 | 26,318 | 26,318 | 26,318 | -% |
| Governmental  Fund Type Grants | 11,745,585 | 5,364,170 | - | 5,321,343 | - | -% |
| Fire & Ambulance District 1 L&M Key | 1,173,710 | 1,178,309 | 2,268,807 | 2,268,807 | 2,455,063 | 8.2% |
| Unincorporated Svc Dist Parks & Rec | - | 331,776 | 730,118 | 730,118 | 766,707 | 5.0% |
| Mstd - Plng/bldg/code/fire Mar | 1,460,313 | 1,392,847 | 2,224,744 | 2,174,100 | 921,215 | (58.6)% |
| Municipal Policing | - | - | 1,030,498 | 1,030,498 | 1,022,902 | (0.7)% |
| Duck Key Security District | 130,758 | 107,959 | 219,660 | 219,660 | 160,000 | (27.2)% |
| Local Housing Assistance Trust Fund | 1,188,312 | 510,263 | 1,489,549 | 1,489,549 | 2,438,000 | 63.7% |
| Boating Improvement Fund (BIF) | 3,131 | - | 469,248 | 469,248 | 475,000 | 1.2% |
| Misc Special Revenue Fund | 92,487 | 138,989 | 1,298,213 | 1,376,314 | 2,629,681 | 102.6% |
| Environmental Restoration Fund | 34,602 | - | 250,700 | 250,700 | 250,700 | -% |
| Law Enforcement Trust (600) | - | - | 23,750 | 23,750 | 23,750 | -% |

## B.O.C.C.

| | | | | | | |
|---|---|---|---|---|---|---|
| Court Facilities Fees Trust (602) | - | - | 91,542 | 91,542 | 95,000 | 3.8% |
| Clerk's Drug Abuse Trust (603) | 37,742 | 40,044 | 65,000 | 65,000 | 65,000 | -% |
| Marathon Municipal Service Taxing Unit | - | - | 275 | 275 | - | (100.0)% |
| Bay Point Wastewater Municipal Service Taxing Unit | - | - | 2,000 | 2,000 | - | (100.0)% |
| Big Coppitt Wastewater Municipal Service Taxing Unit | - | - | 85 | 85 | - | (100.0)% |
| Key Largo Wastewater Municipal Service Taxing Unit | - | - | 500 | 500 | - | (100.0)% |
| Stock Island Wastewater MSTU | - | - | 30,000 | 30,000 | - | (100.0)% |
| Conch Key Municipal Service Taxing Unit | - | - | 100 | 100 | - | (100.0)% |
| Long Key, Layton Municipal Service Taxing Unit | - | - | 40,000 | 40,000 | - | (100.0)% |
| Duck Key Municipal Service Taxing Unit | - | - | 3,000 | 3,000 | - | (100.0)% |
| Canal #266 MSBU | - | - | 15,000 | 15,000 | 15,000 | -% |
| Building Fund | 184,159 | 538,659 | 631,499 | 631,499 | 638,659 | 1.1% |
| Debt Service Fund | 21,842,388 | 18,504,534 | 19,500,511 | 19,500,511 | 24,010,918 | 23.1% |
| One Cent Infra-structure Sales Tax | 20,801,066 | 19,207,766 | 20,844,395 | 24,023,788 | 28,084,078 | 34.7% |
| Clerks Rev Note, Capital | 2,500,000 | - | - | - | - | -% |
| Infr Sls Srtx Rev Bds 2007 | - | - | - | 186,086 | - | -% |
| Duck Key Waste Water Project | - | - | 72,375 | 72,375 | - | (100.0)% |
| Cudjoe Regional WW Project | 2,125,740 | 2,125,740 | 2,221,958 | 2,221,958 | - | (100.0)% |
| Series 2014 Revenue Bonds | - | - | 297,976 | 297,976 | - | (100.0)% |
| Long Key Wastewater | 305,836 | - | 1,115 | 398,299 | - | (100.0)% |
| Land Acquisition | - | - | - | 150,000 | 150,000 | -% |
| Card Sound Bridge | 79,776 | 79,776 | 515,152 | 515,152 | 766,935 | 48.9% |
| Marathon Airport | 137,385 | 137,385 | 339,825 | 339,825 | 347,385 | 2.2% |
| Key West Intl Airport | 480,238 | 499,097 | 565,514 | 565,514 | 582,280 | 3.0% |
| Key West AIP Series 2006 Bonds | - | - | - | 7,489,639 | 2,864,750 | -% |
| PFC & Oper Restrictions | 1,341,829 | 2,737,010 | 2,445,000 | 5,445,000 | 2,445,000 | -% |
| MSD Solid Waste Management | 554,110 | 235,202 | 3,812,972 | 3,812,972 | 3,898,867 | 2.3% |
| Worker's Compensation | - | - | 298,756 | 298,756 | 298,756 | -% |
| Group Insurance Fund | 127,936 | 127,936 | 5,296,073 | 5,296,073 | 5,220,903 | (1.4)% |
| Risk Management Fund | 133,720 | 133,720 | 935,679 | 935,679 | 2,064,008 | 120.6% |
| Fleet Management Fund | - | 529,439 | 951,596 | 920,096 | 997,951 | 4.9% |
| FIRE & EMS LOSAP TRUST FUND | - | - | 17,500 | 17,500 | 17,500 | -% |
| **Total Revenue** | **76,807,659** | **63,437,263** | **92,559,918** | **111,994,137** | **117,939,604** | **27.4%** |

| Position Summary by Department | FY 2021 Actual | FY 2022 Actual | FY 2023 Adopted | FY 2024 Proposed | FY 2024 Variance |
|---|---|---|---|---|---|
| BOCC Administrative | 11.00 | 11.00 | 11.00 | 11.00 | - |
| **Total Full-Time FTE** | 11.00 | 11.00 | 11.00 | 11.00 | - |
| **Total FTE** | **11.00** | **11.00** | **11.00** | **11.00** | **-** |

# B.O.C.C.

## BOCC Administrative

### Mission Statement

Serve as the chief legislative and policy-making body for Monroe County, Florida. The five-member body enacts legislation and sets policy to improve the County and the welfare of its residents.

### Description and Services Provided

Constitutional Establishment Article VIII, Section 1(e) of the Florida Constitution states that except when otherwise provided by county charter, the governing body of each county shall be a Board of County Commissioners composed of five members serving staggered terms of four years. After each decennial census, the BOCC shall divide the county into districts of contiguous territory as nearly equal in population as practical. One commissioner residing in each district shall be elected by voters. Below are some of the services provided by the BOCC:

-Review and pass the County budget and levy taxes. The budget is approved every year in September.
-Make appropriations for the operation of the County as identified in the budget.
-Authorize bonds for capital improvement projects.
-Manage County properties through the County Administrator.
-Confirm division and department heads appointed by the County Administrator and appoint members to special boards and committees.
-Establish policies which, through the County Administrator, filters down to department heads and others who execute them.
-Present ordinances to the public for hearings and then vote whether or not to adopt them for inclusion in the County Code.

The Board meets on the third Wednesday and (if needed) Thursday of every month at 9:00am at one of the following three locations: Murray E. Nelson Government Center in Key Largo, Marathon Government Center in Marathon, and Harvey Government Center in Key West.

Monroe County Website address: www.monroecounty-fl.gov

| Budgetary Cost Summary | FY 2021 Actual | FY 2022 Actual | FY 2023 Adopted | FY 2023 Amended | FY 2024 Proposed | FY 2024 Change |
|---|---|---|---|---|---|---|
| Personnel Expenditures | 950,366 | 952,867 | 1,047,423 | 1,047,423 | 1,181,063 | 12.8% |
| Operating Expenditures | 1,223,567 | 825,006 | 1,106,069 | 1,284,170 | 1,264,029 | 14.3% |
| Capital Outlay Expenditures | 9,719 | - | - | - | 42,665 | -% |
| **Total Budget** | **2,183,652** | **1,777,874** | **2,153,492** | **2,331,593** | **2,487,757** | **15.5%** |

| Revenue Sources | FY 2021 Actual | FY 2022 Actual | FY 2023 Adopted | FY 2023 Amended | FY 2024 Proposed | FY 2024 Change |
|---|---|---|---|---|---|---|
| General Fund | 2,183,652 | 1,777,874 | 2,153,492 | 2,253,492 | 2,487,757 | 15.5% |
| Misc Special Revenue Fund | - | - | - | 78,101 | - | -% |
| **Total Revenue** | **2,183,652** | **1,777,874** | **2,153,492** | **2,331,593** | **2,487,757** | **15.5%** |

| Position Summary | FY 2021 Actual | FY 2022 Actual | FY 2023 Adopted | FY 2024 Proposed | FY 2024 Variance |
|---|---|---|---|---|---|
| Administrative Support | 6.00 | 6.00 | 6.00 | 6.00 | - |
| Officials & Administrators | 5.00 | 5.00 | 5.00 | 5.00 | - |
| **Total Full-Time FTE** | 11.00 | 11.00 | 11.00 | 11.00 | - |
| **Total FTE** | **11.00** | **11.00** | **11.00** | **11.00** | **-** |

# B.O.C.C.

## Housing Assistance

### Description and Services Provided

These programs include SHIP and CDBG grant funding. The CDBG grants include Disaster Recovery, Small Cities and DREF programs.

Advisory Board:

- Housing Financial Authority

| Budgetary Cost Summary | FY 2021 Actual | FY 2022 Actual | FY 2023 Adopted | FY 2023 Amended | FY 2024 Proposed | FY 2024 Change |
|---|---|---|---|---|---|---|
| Personnel Expenditures | 129,526 | 98,139 | - | - | - | -% |
| Operating Expenditures | 1,090,850 | 518,081 | 1,779,549 | 1,964,832 | 2,728,000 | 53.3% |
| **Total Budget** | **1,220,376** | **616,221** | **1,779,549** | **1,964,832** | **2,728,000** | **53.3%** |

| Revenue Sources | FY 2021 Actual | FY 2022 Actual | FY 2023 Adopted | FY 2023 Amended | FY 2024 Proposed | FY 2024 Change |
|---|---|---|---|---|---|---|
| Affordable Housing Programs | - | - | 290,000 | 290,000 | 290,000 | -% |
| Governmental Fund Type Grants | 32,064 | 105,958 | - | 185,283 | - | -% |
| Local Housing Assistance Trust Fund | 1,188,312 | 510,263 | 1,489,549 | 1,489,549 | 2,438,000 | 63.7% |
| **Total Revenue** | **1,220,376** | **616,221** | **1,779,549** | **1,964,832** | **2,728,000** | **53.3%** |

# B.O.C.C.

## Other Non-profit Funding (Not HSAB)

### Mission Statement

To provide support to essential non-profit service providers.

### Description and Services Provided

All non-profit programs are funded with Ad Valorem Property Tax Revenue.

The following Agencies receive additional funding from Monroe County through other programs:

•Council of the Arts- $87,800 from TDC plus $87,800 from B.O.C.C Non-HSAB funding, for a total of $175,600 in County funding. In addition, the Board provides free office space to the Arts Council in the Gato Building.
•Guidance Care Center- B.O.C.C. Direct funding $39,047 (Grant Match)

### Major Variances

This budget includes the following funding:

•AARP Big Pine $4,000
•AARP Lower Keys $4,000
•AARP Middle Keys $4,000
•AARP Upper Keys $4,000
•Council of the Arts $87,800
•Guidance Care Center Transportation Disadv. Comm. Program $39,047
•Older American Volunteer Program $500

Total $143,347

| Budgetary Cost Summary | FY 2021 Actual | FY 2022 Actual | FY 2023 Adopted | FY 2023 Amended | FY 2024 Proposed | FY 2024 Change |
|---|---|---|---|---|---|---|
| Operating Expenditures | 131,665 | 118,843 | 128,168 | 138,598 | 143,347 | 11.8% |
| **Total Budget** | **131,665** | **118,843** | **128,168** | **138,598** | **143,347** | **11.8%** |

| Revenue Sources | FY 2021 Actual | FY 2022 Actual | FY 2023 Adopted | FY 2023 Amended | FY 2024 Proposed | FY 2024 Change |
|---|---|---|---|---|---|---|
| General Fund | 131,665 | 118,843 | 128,168 | 138,598 | 143,347 | 11.8% |
| **Total Revenue** | **131,665** | **118,843** | **128,168** | **138,598** | **143,347** | **11.8%** |

# B.O.C.C.

## Human Service Advisory Board Funding

### Mission Statement

The mission of the Human Service Advisory Board (H.S.A.B.) is to annually make funding recommendations to the BOCC for county-wide human services from eligible non-profit organizations. The H.S.A.B. Boards accepts and reviews numerous applications from Monroe County non-profit human service organizations and provides recommendations to the BOCC.

### Description and Services Provided

The services provided from the H.S.A.B include medical and health services, child care and mentoring, food, clothing, literacy training and services for the elderly and disabled.

Advisory Board
Human Service Advisory Board
The 5 members of the HSAB are each appointed by a County Commissioner.

### Major Variances

All non-profit programs are funded with Ad Valorem Property Tax Revenue.

The Human Service Advisory Board met to make funding recommendations to the Board of County Commissioners for the FY24 budget. Funding recommendation is for twenty-eight organizations as follows:

o AIDS Help: $100,000
o Anchors Aweigh: $15,000
o Autism Society of the Keys (ASK): $45,000
o Boys and Girls Club: $89,000
o Burton Memorial UMC: $15,000
o Domestic Abuse Shelter: $90,000
o Florida Keys Area Health Education Ctr. (AHEC): $198,000
o Florida Keys Children's Shelter: $150,000
o Florida Keys Healthy Start Coalition: $109,500
o Florida Keys Outreach Coalition: $110,000
o GCC Heron: $45,000
o Good Health Clinic: $105,600
o Grace Jones Community Center: $60,000
o Independence Cay: $35,000
o Keys Area Interdenominational Resources: $35,000
o Keys to be the Change: $42,000
o Literacy Volunteers: $50,000
o Heart of the Keys/Marathon Recreation Center: $50,000
o Monroe Assoc for Retarded Citizens (MARC): $205,000
o Samuel's House: $120,000
o Star of the Sea Foundation: $85,000
o Wesley House: $113,000
o Womankind: $167,200
o Special Olympics: $20,000
o A Positive Step: $55,000
o Kids Come First In The Florida Keys, Inc.: $31,250
o Ocean Dreams: $2,500
o Mark Sorensen Sailing: $6,000
o Chapters Hospice: $39,175
o Key West Community Sailing: $15,000
o Voices for Florida Keys Children: $0

Total: $2,203,225

# B.O.C.C.

| Budgetary Cost Summary | FY 2021 Actual | FY 2022 Actual | FY 2023 Adopted | FY 2023 Amended | FY 2024 Proposed | FY 2024 Change |
|---|---|---|---|---|---|---|
| Operating Expenditures | 1,997,955 | 2,041,727 | 2,126,300 | 2,126,300 | 2,203,225 | 3.6% |
| **Total Budget** | **1,997,955** | **2,041,727** | **2,126,300** | **2,126,300** | **2,203,225** | **3.6%** |

| Revenue Sources | FY 2021 Actual | FY 2022 Actual | FY 2023 Adopted | FY 2023 Amended | FY 2024 Proposed | FY 2024 Change |
|---|---|---|---|---|---|---|
| General Fund | 1,997,955 | 2,041,727 | 2,126,300 | 2,126,300 | 2,203,225 | 3.6% |
| **Total Revenue** | **1,997,955** | **2,041,727** | **2,126,300** | **2,126,300** | **2,203,225** | **3.6%** |

# B.O.C.C.

## BOCC Miscellaneous

### Description and Services Provided

To account for State mandated and miscellaneous programs.

### Major Variances

This budget includes the following funding:

From the General Fund (001)- Ad Valorem funds
> Promotional Advertising: $5,000 (Conch certificates and other awards)
> Value Adjustment Board: $35,000
> Hurricane: $100,000
> Firm Study: $50,000
> Lower Keys Medical Center-Baker Act: $83,334 (State Mandate 394.76 F.S.)
> Guidance Care Center-Baker Act Transportation: $207,450 (State Mandate 394.76 F.S.)
> Guidance Care Center-Substance Abuse Mental Health: $527,507 (State Mandate F.S. 394.76)
> Historic FL Keys Foundation: $32,450
> Guidance Care Center- Jail Incarceration Program (JIP): $304,432 (Grant match)

From Fine & Forfeiture Fund (101)- Ad Valorem funds
> Juvenile Detention Cost Share: $250,000 (State mandate, Section 985.686, F.S.)
>Tax Increment Payment: $1,500,000

From Middle Keys Health Care MSTU Fund (104)- Ad Valorem fund
> Middle Keys Health Care: $2,626,948 (Ordinance 012-2018)

From Duck Key Security District Fund (152) -Special Revenue Fund
> Duck Key Security Special District $115,000 (Governed by the Duck Key Security Advisory Board)

From Miscellaneous Special Revenue Fund (158)
> FL Keys Council of Handicapped: $3,000
> Ord 021-2002 Traffic Education Fund: $50,000

From Drug Abuse Fund (164) -Special Revenue Fund
> Drug Abuse Trust $55,000

Total: $5,945,121

Governmental Fund Type Grants will be rolled over into the FY2024 budget when the prior year's expenditures are reconciled.

| Budgetary Cost Summary | FY 2021 Actual | FY 2022 Actual | FY 2023 Adopted | FY 2023 Amended | FY 2024 Proposed | FY 2024 Change |
|---|---|---|---|---|---|---|
| Personnel Expenditures | 126,084 | - | - | - | - | -% |
| Operating Expenditures | 7,394,892 | 10,112,731 | 7,667,646 | 12,311,937 | 7,445,121 | (2.9)% |
| Capital Outlay Expenditures | 643,678 | 5,643 | - | 3,100 | - | -% |
| **Total Budget** | **8,164,654** | **10,118,374** | **7,667,646** | **12,315,037** | **7,445,121** | **(2.9)%** |

## B.O.C.C.

| Revenue Sources | FY 2021 Actual | FY 2022 Actual | FY 2023 Adopted | FY 2023 Amended | FY 2024 Proposed | FY 2024 Change |
|---|---|---|---|---|---|---|
| General Fund | 1,284,765 | 1,340,321 | 3,306,622 | 3,306,622 | 2,845,173 | (14.0)% |
| Fine & Forfeiture Fund | 1,296,908 | 1,321,929 | 1,750,000 | 1,750,000 | 1,750,000 | -% |
| Middle Keys Health Care MSTU | 2,091,347 | 1,982,985 | 2,328,364 | 2,328,364 | 2,626,948 | 12.8% |
| Governmental Fund Type Grants | 3,230,648 | 5,186,146 | - | 4,635,626 | - | -% |
| Duck Key Security District | 130,758 | 107,959 | 174,660 | 174,660 | 115,000 | (34.2)% |
| Misc Special Revenue Fund | 92,487 | 138,989 | 53,000 | 64,765 | 53,000 | -% |
| Clerk's Drug Abuse Trust (603) | 37,742 | 40,044 | 55,000 | 55,000 | 55,000 | -% |
| **Total Revenue** | **8,164,654** | **10,118,374** | **7,667,646** | **12,315,037** | **7,445,121** | **(2.9)%** |

# B.O.C.C.

## Reserves

### Description and Services Provided

Each fund is set up with a Reserves budget, generally with contingency and cash balance line items.

Contingency items can be budgeted for up to 10% of the total operating fund budget and can be used for unexpected expenditures. The BOCC must approve resolutions to transfer funds from contingency.

Emergency Reserves in the General Fund include $10M for natural and/or man-made disasters.

| Budgetary Cost Summary | FY 2021 Actual | FY 2022 Actual | FY 2023 Adopted | FY 2023 Amended | FY 2024 Proposed | FY 2024 Change |
|---|---|---|---|---|---|---|
| Operating Expenditures | - | - | 32,778,495 | 39,827,512 | 40,117,212 | 22.4% |
| **Total Budget** | **-** | **-** | **32,778,495** | **39,827,512** | **40,117,212** | **22.4%** |

## B.O.C.C.

| Revenue Sources | FY 2021 Actual | FY 2022 Actual | FY 2023 Adopted | FY 2023 Amended | FY 2024 Proposed | FY 2024 Change |
|---|---|---|---|---|---|---|
| General Fund | - | - | 3,718,076 | 3,707,646 | 4,234,579 | 13.9% |
| Affordable Housing Programs | - | - | 27,850 | 27,850 | 27,850 | -% |
| Fine & Forfeiture Fund | - | - | 3,669,945 | 3,669,945 | 4,126,996 | 12.5% |
| Road And Bridge Fund | - | - | 2,278,890 | 2,193,508 | 2,241,195 | (1.7)% |
| Middle Keys Health Care MSTU | - | - | 75,000 | 75,000 | 75,000 | -% |
| Fire & Ambulance District 1 L&M Key | - | - | 1,095,697 | 1,095,697 | 1,281,953 | 17.0% |
| Unincorporated Svc Dist Parks & Rec | - | - | 398,342 | 398,342 | 434,931 | 9.2% |
| Mstd - Plng/bldg/code/fire Mar | - | - | 831,897 | 781,253 | 921,215 | 10.7% |
| Municipal Policing | - | - | 1,016,160 | 1,016,160 | 1,008,564 | (0.7)% |
| Duck Key Security District | - | - | 45,000 | 45,000 | 45,000 | -% |
| Boating Improvement Fund (BIF) | - | - | 469,248 | 455,723 | 475,000 | 1.2% |
| Misc Special Revenue Fund | - | - | 1,245,213 | 1,233,448 | 2,576,681 | 106.9% |
| Environmental Restoration Fund | - | - | 250,700 | 220,700 | 250,700 | -% |
| Law Enforcement Trust (600) | - | - | 23,750 | 23,750 | 23,750 | -% |
| Court Facilities Fees Trust (602) | - | - | 91,542 | 91,542 | 95,000 | 3.8% |
| Clerk's Drug Abuse Trust (603) | - | - | 10,000 | 10,000 | 10,000 | -% |
| Marathon Municipal Service Taxing Unit | - | - | 275 | 275 | - | (100.0)% |
| Bay Point Wastewater Municipal Service Taxing Unit | - | - | 2,000 | 2,000 | - | (100.0)% |
| Big Coppitt Wastewater Municipal Service Taxing Unit | - | - | 85 | 85 | - | (100.0)% |
| Key Largo Wastewater Municipal Service Taxing Unit | - | - | 500 | 500 | - | (100.0)% |
| Stock Island Wastewater MSTU | - | - | 30,000 | 30,000 | - | (100.0)% |
| Conch Key Municipal Service Taxing Unit | - | - | 100 | 100 | - | (100.0)% |
| Long Key, Layton Municipal Service Taxing Unit | - | - | 40,000 | 40,000 | - | (100.0)% |
| Duck Key Municipal Service Taxing Unit | - | - | 3,000 | 3,000 | - | (100.0)% |
| Canal #266 MSBU | - | - | 15,000 | 15,000 | 15,000 | -% |
| Building Fund | - | - | 92,840 | 92,840 | 100,000 | 7.7% |
| Debt Service Fund | - | - | 1,000,000 | 1,000,000 | 1,000,000 | -% |
| One Cent Infra-structure Sales Tax | - | - | 4,682,551 | 4,325,176 | 5,454,265 | 16.5% |
| Duck Key Waste Water Project | - | - | 27,375 | 27,375 | - | (100.0)% |
| Cudjoe Regional WW Project | - | - | 96,218 | 96,218 | - | (100.0)% |
| Series 2014 Revenue Bonds | - | - | 297,976 | 297,976 | - | (100.0)% |
| Land Acquisition | - | - | - | 150,000 | 150,000 | -% |
| Card Sound Bridge | - | - | 435,376 | 435,376 | 687,159 | 57.8% |
| Marathon Airport | - | - | 202,440 | 202,440 | 210,000 | 3.7% |
| Key West Intl Airport | - | - | 88,234 | 88,234 | 105,000 | 19.0% |
| Key West AIP Series 2006 Bonds | - | - | - | 7,489,639 | 2,864,750 | -% |
| PFC & Oper Restrictions | - | - | 300,000 | 300,000 | 300,000 | -% |
| MSD Solid Waste Management | - | - | 3,577,770 | 3,577,770 | 3,663,665 | 2.4% |
| Worker's Compensation | - | - | 229,692 | 229,692 | 229,692 | -% |
| Group Insurance Fund | - | - | 5,168,137 | 5,168,137 | 5,092,967 | (1.5)% |
| Risk Management Fund | - | - | 801,959 | 801,959 | 1,930,288 | 140.7% |
| Fleet Management Fund | - | - | 422,157 | 390,657 | 468,512 | 11.0% |
| FIRE & EMS LOSAP TRUST FUND | - | - | 17,500 | 17,500 | 17,500 | -% |
| **Total Revenue** | **-** | **-** | **32,778,495** | **39,827,512** | **40,117,212** | **22.4%** |

# B.O.C.C.

## Budgeted Transfers

### Description and Services Provided

To account for interfund transfers such as Workers Comp, Group Insurance, Risk Management, Fleet Management (vehicle maintenance), Cost Allocation and Debt Service charges along with grant matches.

### Major Variances

Budget changes are from Governmental Grant Fund rollovers and unanticipated Grant revenues. Rollovers are not part of the budget adoption process. By resolutions, Grants are budgeted in October. Later in the fiscal year when Grants are reconciled by Finance, resolutions will be approved to amend the October rollover amounts to an exact amount. OMB calls this action, a true-up process.

| Budgetary Cost Summary | FY 2021 Actual | FY 2022 Actual | FY 2023 Adopted | FY 2023 Amended | FY 2024 Proposed | FY 2024 Change |
|---|---|---|---|---|---|---|
| Personnel Expenditures | - | - | - | 100,000 | - | -% |
| Operating Expenditures | 41,114,977 | 30,043,109 | 27,195,757 | 33,959,320 | 39,574,024 | 45.5% |
| **Total Budget** | **41,114,977** | **30,043,109** | **27,195,757** | **34,059,320** | **39,574,024** | **45.5%** |

## B.O.C.C.

| Revenue Sources | FY 2021 Actual | FY 2022 Actual | FY 2023 Adopted | FY 2023 Amended | FY 2024 Proposed | FY 2024 Change |
|---|---|---|---|---|---|---|
| General Fund | 310,055 | 70,256 | 725,000 | 425,000 | 10,200,000 | 1,306.9% |
| Fine & Forfeiture Fund | 11,944 | - | 33,334 | 33,334 | 33,334 | -% |
| Road And Bridge Fund | 408,919 | 408,919 | 408,919 | 408,919 | 408,919 | -% |
| TDC District Two Penny | 72,713 | 72,713 | 72,713 | 72,713 | 72,713 | -% |
| TDC Admin & Promo 2 Cent | 114,278 | 114,278 | 114,278 | 114,278 | 114,278 | -% |
| TDC District 1 Third Cent | 202,756 | 54,392 | 54,392 | 54,392 | 54,392 | -% |
| TDC District 2 Third Cent | 14,975 | 14,975 | 14,975 | 14,975 | 14,975 | -% |
| TDC District 3 Third Cent | 13,595 | 13,595 | 13,595 | 13,595 | 13,595 | -% |
| TDC District 4 Third Cent | 13,002 | 13,002 | 13,002 | 13,002 | 13,002 | -% |
| TDC District 5 Third Cent | 26,318 | 26,318 | 26,318 | 26,318 | 26,318 | -% |
| Governmental  Fund Type Grants | 8,482,872 | - | - | - | - | -% |
| Fire & Ambulance District 1 L&M Key | 1,173,710 | 1,178,309 | 1,173,110 | 1,173,110 | 1,173,110 | -% |
| Unincorporated Svc Dist Parks & Rec | - | 331,776 | 331,776 | 331,776 | 331,776 | -% |
| Mstd - Plng/bldg/code/fire Mar | 1,460,313 | 1,392,847 | 1,392,847 | 1,392,847 | - | (100.0)% |
| Municipal Policing | - | - | 14,338 | 14,338 | 14,338 | -% |
| Boating Improvement Fund (BIF) | 3,131 | - | - | 13,525 | - | -% |
| Environmental Restoration Fund | 34,602 | - | - | 30,000 | - | -% |
| Building Fund | 184,159 | 538,659 | 538,659 | 538,659 | 538,659 | -% |
| One Cent Infra-structure Sales Tax | 20,801,066 | 19,207,766 | 16,161,844 | 19,698,612 | 22,629,813 | 40.0% |
| Clerks Rev Note, Capital | 2,500,000 | - | - | - | - | -% |
| Infr Sls Srtx Rev Bds 2007 | - | - | - | 186,086 | - | -% |
| Duck Key Waste Water Project | - | - | 45,000 | 45,000 | - | (100.0)% |
| Cudjoe Regional WW Project | 2,125,740 | 2,125,740 | 2,125,740 | 2,125,740 | - | (100.0)% |
| Long Key Wastewater | 305,836 | - | 1,115 | 398,299 | - | (100.0)% |
| Card Sound Bridge | 79,776 | 79,776 | 79,776 | 79,776 | 79,776 | -% |
| Marathon Airport | 137,385 | 137,385 | 137,385 | 137,385 | 137,385 | -% |
| Key West Intl Airport | 480,238 | 499,097 | 477,280 | 477,280 | 477,280 | -% |
| PFC & Oper Restrictions | 1,341,829 | 2,737,010 | 2,145,000 | 5,145,000 | 2,145,000 | -% |
| MSD Solid Waste Management | 554,110 | 235,202 | 235,202 | 235,202 | 235,202 | -% |
| Worker's Compensation | - | - | 69,064 | 69,064 | 69,064 | -% |
| Group Insurance Fund | 127,936 | 127,936 | 127,936 | 127,936 | 127,936 | -% |
| Risk Management Fund | 133,720 | 133,720 | 133,720 | 133,720 | 133,720 | -% |
| Fleet Management Fund | - | 529,439 | 529,439 | 529,439 | 529,439 | -% |
| **Total Revenue** | **41,114,977** | **30,043,109** | **27,195,757** | **34,059,320** | **39,574,024** | **45.5%** |

# B.O.C.C.

## 2003 Revenue Bond

### Description and Services Provided

Debt Service for 2014 and 2016 Revenue Bond (Fund 314 Capital Improvement projects), Clean Water State Revolving Fund (SRF) Loans for Fund 310 Big Coppitt Wastewater Project and Fund 312 Cudjoe Regional Wastewater project, Key Largo Wastewater Treatment District - Mayfield Loan and Line of Credit for the Hurricane.

See the Debt Service section for details.

| Budgetary Cost Summary | FY 2021 Actual | FY 2022 Actual | FY 2023 Adopted | FY 2023 Amended | FY 2024 Proposed | FY 2024 Change |
|---|---|---|---|---|---|---|
| Operating Expenditures | 21,842,388 | 18,504,534 | 18,500,511 | 18,500,511 | 23,010,918 | 24.4% |
| **Total Budget** | **21,842,388** | **18,504,534** | **18,500,511** | **18,500,511** | **23,010,918** | **24.4%** |

| Revenue Sources | FY 2021 Actual | FY 2022 Actual | FY 2023 Adopted | FY 2023 Amended | FY 2024 Proposed | FY 2024 Change |
|---|---|---|---|---|---|---|
| Debt Service Fund | 21,842,388 | 18,504,534 | 18,500,511 | 18,500,511 | 23,010,918 | 24.4% |
| **Total Revenue** | **21,842,388** | **18,504,534** | **18,500,511** | **18,500,511** | **23,010,918** | **24.4%** |

# B.O.C.C.

## Quasi-external Services

**Description and Services Provided**

General Fund expenditures (postage, phone, and courier services) that are reimbursed by outside agencies

| Budgetary Cost Summary | FY 2021 Actual | FY 2022 Actual | FY 2023 Adopted | FY 2023 Amended | FY 2024 Proposed | FY 2024 Change |
|---|---|---|---|---|---|---|
| Operating Expenditures | 151,992 | 144,516 | 230,000 | 208,500 | 230,000 | -% |
| Capital Outlay Expenditures | - | - | - | 21,500 | - | -% |
| **Total Budget** | **151,992** | **144,516** | **230,000** | **230,000** | **230,000** | **-%** |

| Revenue Sources | FY 2021 Actual | FY 2022 Actual | FY 2023 Adopted | FY 2023 Amended | FY 2024 Proposed | FY 2024 Change |
|---|---|---|---|---|---|---|
| General Fund | 151,992 | 144,516 | 230,000 | 230,000 | 230,000 | -% |
| **Total Revenue** | **151,992** | **144,516** | **230,000** | **230,000** | **230,000** | **-%** |

# FY24 Proposed Budget

## *County Administrator*

# County Administrator

Proposed FY24:

## FY24 Revenue Source

| | |
|---|---|
| **General Fund** | $4,090,149 |
| **Non Ad Valorem Funds** | |
| Road & Bridge Fund | $100,000 |
| | **$4,190,149** |

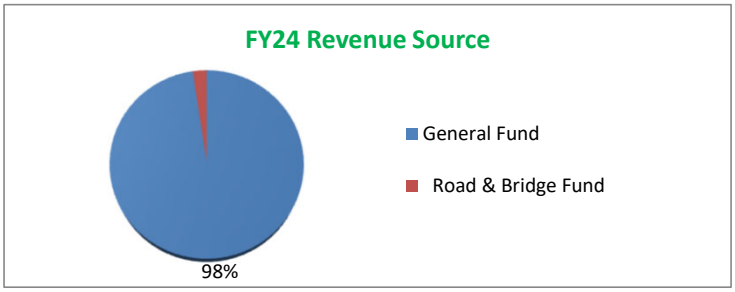


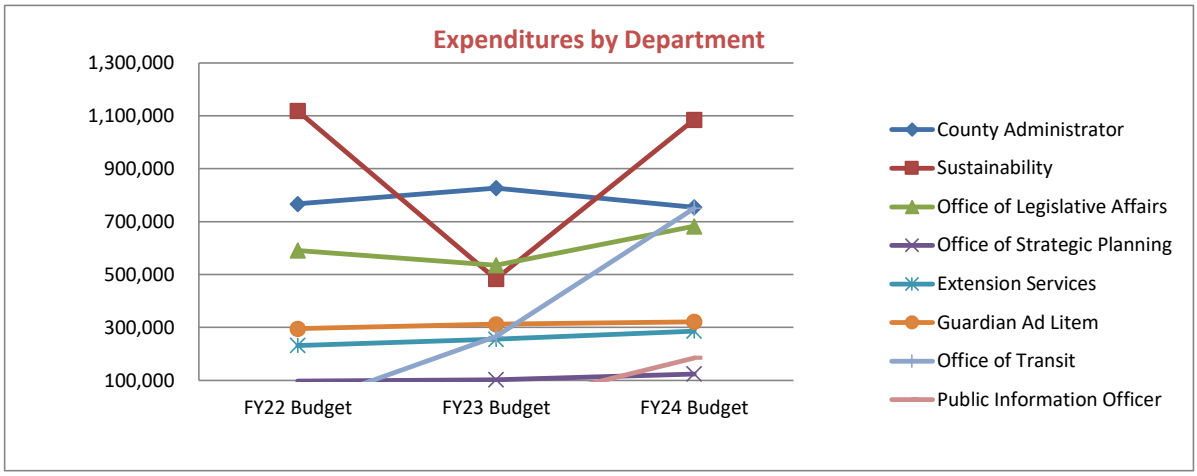


## Expenditures by Department

| | Adopted FY22 Budget | Adopted FY23 Budget | Proposed FY24 Budget | FY24 Change |
|---|---|---|---|---|
| County Administrator | 766,739 | 827,578 | 754,128 | -8.88% |
| Extension Services | 231,973 | 255,112 | 286,482 | 12.30% |
| Guardian Ad Litem | 295,361 | 312,165 | 321,783 | 3.08% |
| Office of Legislative Affairs | 590,564 | 535,231 | 682,452 | 27.51% |
| Office of Strategic Planning | 97,764 | 102,390 | 124,593 | 21.68% |
| Sustainability | 1,118,483 | 483,458 | 1,084,961 | 124.42% |
| Office of Transit | - | 265,429 | 751,262 | 183.04% |
| Public Information Officer | - | - | 184,488 | 0.00% |
| Total | 3,100,884 | 2,781,363 | 4,190,149 | 50.65% |

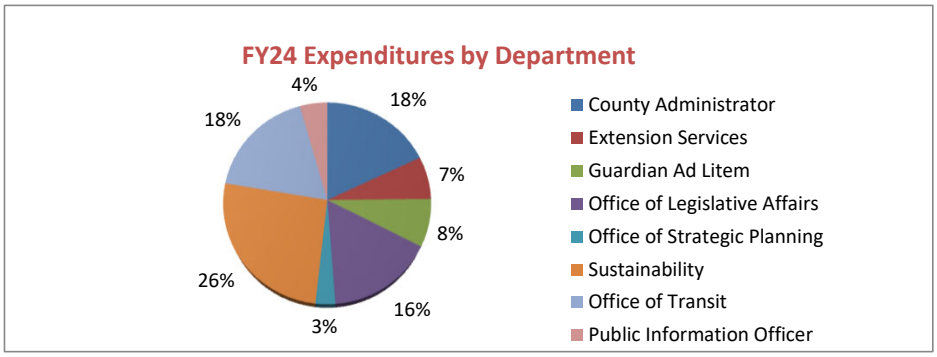

# County Administrator

## Budgetary Cost Summary

| | Adopted FY22 Budget | Adopted FY23 Budget | Proposed FY24 Budget | FY24 % of Total | FY24 Change |
|---|---|---|---|---|---|
| Personnel Expenditures | 1,321,891 | 1,734,201 | 2,082,676 | 49.7% | 20.1% |
| Operating Expenditures | 1,742,693 | 1,038,862 | 2,099,173 | 50.1% | 102.1% |
| Capital Outlay Expenditures | 36,300 | 8,300 | 8,300 | 0.2% | 0.0% |
| Total | 3,100,884 | 2,781,363 | 4,190,149 | 100% | 50.7% |

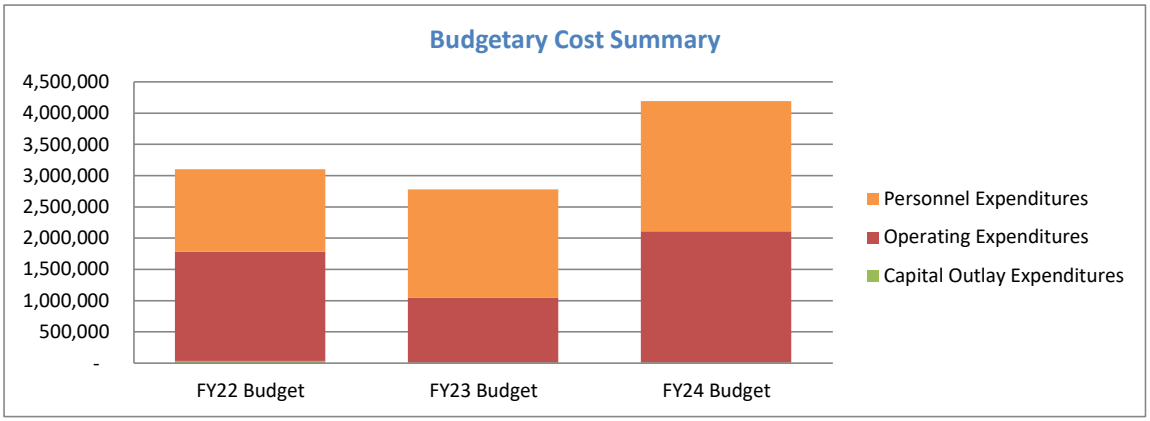


| | Adopted FY22 Budget | Adopted FY23 Budget | Proposed FY24 Budget | FY24 Change |
|---|---|---|---|---|
| FTE History | 12.04 | 10.50 | 11.50 | 1.00 |

| | |
|---|---|
| FY22 Change | - 1 FTE Guardian ad Litem: Exec Admin<br>- 1 FTE Sustainability :Sr. Project Manager<br>- 1 FTE Emerg Mgmt: Sr. Planner<br>- 0.04 FTE: result of FTE splits/reallocations |
| FY23 Change | + 1 FTE: position reallocation - Assistant County Admin<br>+ 1 FTE: Guardian ad Litem - Exec Admin<br>+ 1 FTE: readded Deputy Director Emergency Mgmt<br>- 0.5 FTE: result of FTE splits/reallocations |
| FY24 Proposed Changes | Added:<br>+ 1 FTE: Grants Coordinator reallocated from Budget & Finance to Sustainability |

# County Administrator

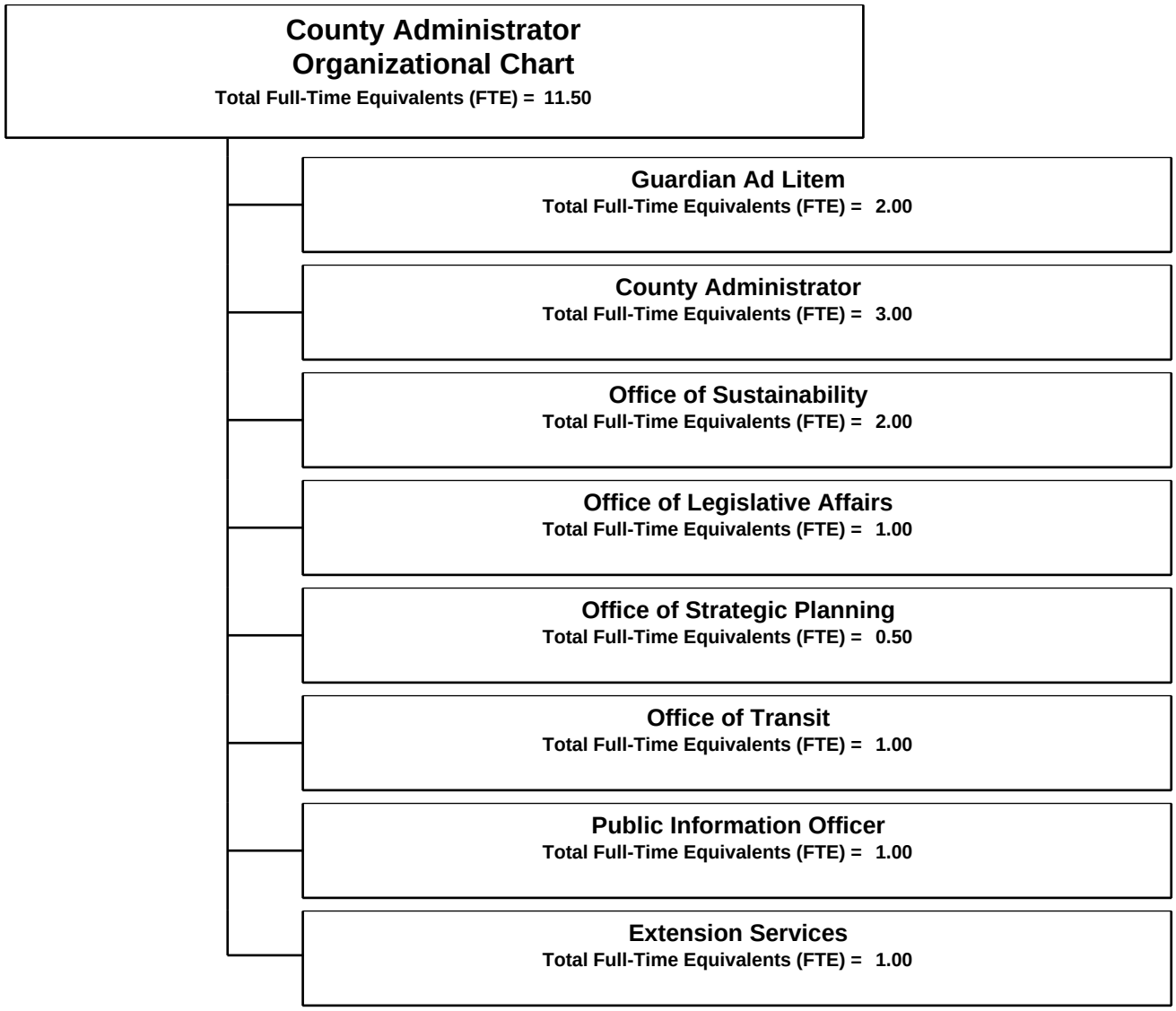

# County Administrator

## Mission Statement

The mission of the County Administrator is to run day to day operations of the County and direct the implementation of Board of County Commissioner's (BOCC) policies to the operating units of County government as prescribed by the Administrative Code.

## Services Provided

The County Administrator serves as the administrative head of Monroe County government, and is appointed by the Board of County Commissioners. The County Administrator directs the day to day operations of the County, carries out the directives and policies of the Board of County Commissioners and enforces all orders, resolutions, ordinances, and regulations of the Board of County Commissioners, directs the preparation of the annual operating budget and the Capital Improvement Program, executes the budget and capital programs, proposes policies to the Board of County Commissioners, appoints department directors, and coordinates the management of all departments. The County Administrator also represents County interests to the local, state and federal governments.

## Strategic Goals

Monroe County BOCC Strategic Plan Areas of Concern and Priority related Actions:

> County Administrator

• Quality of Life: Services to All- Parks and Recreation

- Action: The County Administrator's Office will explore the feasibility of the creation of a Parks and Recreation Department
- Performance Measure: Begin operations of new Parks and Recreation Department
- Target Metric: Completed or Not Completed

Monroe County BOCC Strategic Plan Areas of Concern and Priority related Actions:

> Extension Services

• Environment: Protection- Nearshore Water and Benthic monitoring

- Action: Extension Services will teach a volunteer-based water quality-monitoring program for local citizens and school groups to test local waters for dissolved oxygen, pH, salinity, turbidity, nitrate, phosphate and temperature.
- Performance Measure: Maintain the number of sites monitored as a result of additional qualified monitors
- Target Metric: 50 monitored sites

• Economy: Infrastructure- Quality of the Keys Experience- Upkeep of our attractions including Environment, Historical Sites and Beautification

- Action: Extension Services will develop and maintain a community volunteer educational effort
- Performance Measure: Maintain the number of community volunteer hours
- Target Metric: 2000 hours

Department Goals & Actions:

• Goal: Increased efficiency

- Action: Work with county staff to develop an implementation strategy for the Energy Efficiency Conservation Strategy including monitoring of water and energy use in county buildings
- Performance Measure: Creation and Implementation of strategy
- Target Metric: Completed or Not Completed

- Action: Hire a Summer Intern to assist
- Performance Measure: Develop training material for conservation
- Target Metric: number of training materials developed

• Goal: Increased Environmental Education

- Action- Environmental -Aid/Educate Monroe County Staff and residents in plant and insect identification and problems and their controls.
- Performance Measure: maintain the number of identifications and resolved issues over the previous year
- Target Metric: 250 Identifications/resolutions

Monroe County BOCC Strategic Plan Areas of Concern and Priority related Actions:

> Guardian ad Litem

# County Administrator

• Quality of Life: Services to All- Services to Special Needs Populations highlighting Mental Health, Seniors, Drug Dependency/Opioid Crisis, Homelessness, Children/Teens in crisis

- Action: The Guardian ad Litem will ensure the provision of the highest quality of advocacy for children through increased funding that will allow for the recruitment and retention of adequate qualified staff and volunteers
- Performance Measure: Accomplish full staffing of all vacancies.
- Target Metric: Completed or Not Completed

Department Goals, Actions and Measures:

• Goal: Increase retention & recruitment of Staff & Volunteers through the following:

- Action: Lobby legislators for an increase in CAD (Cost Area Differential) that will allow for Economic sustainability as well as quality of Life.
- Performance Measure: Increase advocacy efforts dedicated to CAD increase.
- Target Metric: Completed or Not Completed

- Action: Increase salaries to a sustainable living wage and reasonable workloads. This is crucial to maintain a stable workforce leading to positive recruitment and retention as well as significant cost saving efficiencies. The minimum learning curve is 1 year with highly qualified individuals.
- Performance Measure: Adjust the salary and/or workload of at least 15% of department staff.
- Target Metric: Completed or Not Completed

- Action: Implement creative incentives for employees such as a four-day work schedule thus giving employee's more down time to spend with families and recreational pursuits, provide cost savings for county and employee, be more eco-friendly and reduce traffic.
- Performance Measure: Implement non-monetary employment incentives such as alternative work schedule of at least 15% of department staff
- Target Metric: Completed or Not Completed

- Action: Explore the feasibility of additional positions to alleviate and/or ameliorate overtime or heavy workloads.
- Performance Measure: Complete feasibility review for additional positions
- Target Metric: Completed or Not Completed

Monroe County BOCC Strategic Plan Areas of Concern and Priority related Actions:

> Office of Legislative Affairs

• Action: The Office of Legislative Affairs will advance Monroe County's federal and state legislative priorities and appropriations requests related to all 'Areas of Concern and Priority'. Specifically:

- Quality of Life issues including but not limited to short term rentals, affordable/workforce housing, Overseas Heritage Trail, and the protection of wind and flood insurance affordability and availability.
Performance Measure: Worked to advance community Quality of Life issues
Target Metric: Completed or Not Completed

- Environment and conservation issues and programs, including but not limited to legislation related to growth restrictions, Stewardship funding for land acquisition and canal restoration, pump out program funding, derelict vessel reduction, coral reef protection, oil drilling, Endangered Species Act, PILT, FKWQIP, Everglades Restoration.
Performance Measure: Worked to advance environment and conservation issues
Target Metric: Completed or Not Completed

• Quality of Life: Community Character- Illegal Transient Rentals

- Action: The Office of Legislative Affairs will advance Monroe County's federal and state legislative priorities related to quality of life issues including but not limited to short term rentals.
- Performance Measure: Worked to advance community Quality of Life issues such as those related to short term rentals
- Target Metric: Completed or Not Completed

• Quality of Life: Viability- Workforce Housing

## County Administrator

- Action: The Office of Legislative Affairs will advance Monroe County's federal and state legislative priorities related to quality of life issues including but not limited to affordable workforce housing.
- Performance Measure: Worked to advance community Quality of Life issues such as those related to affordable workforce housing
- Target Metric: Completed or Not Completed

• Quality of Life: Viability- Wind and Flood Insurance Rates

- Action: The Office of Legislative Affairs will advance Monroe County's federal and state legislative priorities related to the protection of wind and flood insurance affordability and availability.
- Performance Measure: Worked to advance legislative priorities related to wind and flood insurance
- Target Metric: Completed or Not Completed

• Environment: Conservation- Coral Reef conservation

- Action: The Office of Legislative Affairs will advance Monroe County's federal and state legislative priorities and appropriations requests related to environment and conservation issues and programs, including but not limited to legislation related to coral reef protection.
- Performance Measure: Worked to advance Environmental issues such as those related to coral reef protection
- Target Metric: Completed or Not Completed

• Environment: Protection- Pursue Protective Ordinances

- Action: The Office of Legislative Affairs will advance Monroe County's federal and state legislative priorities and appropriations requests related to environment and conservation issues and programs, including but not limited to legislation related to growth restrictions, Stewardship funding for land acquisition and canal restoration, pump out program funding, derelict vessel reduction, coral reef protection, oil drilling, Endangered Species Act, PILT, FKWQIP, Everglades Restoration.
- Performance Measure: Worked to advance Environmental issues
- Target Metric: Completed or Not Completed

• Environment: Restoration- Canal Restoration

- Action: The Office of Legislative Affairs will advance Monroe County's federal and state legislative priorities and appropriations requests related to environment and conservation issues and programs, including but not limited to legislation canal restoration.
- Performance Measure: Worked to advance Environmental issues such as those related to canal restoration
- Target Metric: Completed or Not Completed

• Environment: Restoration- Florida Bay and Everglades projects and advocacy

- Action: The Office of Legislative Affairs will advance Monroe County's federal and state legislative priorities and appropriations requests related to environment and conservation issues and programs, including but not limited to legislation related to Everglades Restoration.
- Performance Measure: Worked to advance Environmental issues such as those related to Everglades Restoration
- Target Metric: Completed or Not Completed

• Economy: Infrastructure- Quality of the Keys Experience- Upkeep of our attractions including Environment, Historical Sites and Beautification

- Action: The Office of Legislative Affairs will advance Monroe County's federal and state legislative priorities related to quality of life issues including but not limited to the Overseas Heritage Trail.
- Performance Measure: Worked to advance Economic issues such as those related to the Overseas Heritage Trail
- Target Metric: Completed or Not Completed

Department Goals, Actions and Measures:

• Goal: Improve and refine delivery of all ongoing services within the Office of Legislative Affairs

- Action: Increase and Improve communication material as appropriate
- Performance Measure: Communication material Increased and Improved as appropriate
- Target Metric: Completed or Not Completed

- Action: Rework Reporting requirements for team as needed
- Performance Measure: Reporting requirements for team reworked as needed
- Target Metric: Completed or Not Completed

# County Administrator

Monroe County BOCC Strategic Plan Areas of Concern and Priority related Actions:

> Office of Strategic Planning

• Action: The Office of Strategic Planning will initiate a series of Stakeholder Conversations on any or all 'Areas of Concern and Priority' to explore shared concerns and build consensus in the hope of finding mutually beneficial solutions.

• Quality of Life: Community Character-Collaboration with municipalities and other synergistic agencies

- Action: The Office of Strategic Planning will provide Strategic Planning expertise as requested and appropriate to our municipal partners and other local agencies.
- Performance Measure: Provide assistance to all our partners as appropriate
- Target Metric: Completed or Not Completed

Department Goals, Actions and Measures:

• Goal: Maximize accountability of activities and progress related to the 2020 Monroe County Strategic Plan and the Annual County Business Plan Goals and Actions

- Action: Acquire and implement performance management tool
- Performance Measure: Acquire and Implement performance management tool
- Target Metric: Completed or Not Completed

- Action: Provide personalized training to Department on the development and use of Goals, Actions and Performance Measures to Departments
- Performance Measure: Provided individualized training to Departments
- Target Metric: Completed or Not Completed

• Goal: Increase community feedback opportunities

- Action: Work with the PIO to incorporate community feedback opportunities into our social media and mobile application
- Performance Measure: Worked with PIO on community feedback opportunities
- Target Metric: Completed or Not Completed

- Action: Explore and recommend implementation of best practice ideas to maximize community engagement with Board of County Commissioners, leadership and departments
- Performance Measure: Provided recommendations on and advocacy for community engagement opportunities
- Target Metric: Completed or Not Completed

Monroe County BOCC Strategic Plan Areas of Concern and Priority related Actions:

> Office of Sustainability

• Quality of Life: Viability- Address Infrastructure concerns related to Climate Change and future storm resiliency

- Action: The Office of Sustainability will implement the following initiatives:
- Collection of mobile LiDAR elevation data for County roads and buildings Performance Measure: Collection of mobile LiDAR elevation data for County roads and buildings
Target Metric: Completed or Not Completed
- Applications for Vulnerability Assessment Analysis Grants
- Performance Measure: Applications for Vulnerability Assessment Analysis Grants
- Target Metric: Completed or Not Completed
- Participation in SE FL Climate Compact planning activities related to the Regional Climate Action Plan
- Performance Measure: Participation in SE FL Climate Compact planning
activities related to the Regional Climate Action Plan Target Metric: Completed or Not Completed
- Action: Plan for future Climate Leadership Summits
- Target Metric: Completed or Not Completed
- Action: Engagement of the community to help the County better understand the residents' concerns about sea level rise and the efforts needed to be taken to make the County more resilient.
- Performance Measure: Encourage Community engagement
- Target Metric: Completed or Not Completed
- Applicable GreenKeys Project:

## County Administrator

i. Electric Vehicle Charging Stations
- Performance Measure: Implement Charging Stations Target Metric: Completed or Not Completed

ii. Community Outreach Workshops
- Performance Measure: Community Workshops held Target Metric: Completed or Not Completed

iii. Update vulnerability assessments on County facilities Performance Measure: Facility vulnerability assessments updated
- Target Metric: Completed or Not Completed

iv. Conduct feasibility study for alternative energy at County Performance Measure: Alternative Energy feasibility study completed
- Target Metric: Completed or Not Completed

v. Develop adaptation alternatives for vulnerable County facilities Ph.1 Performance Measure: Developed adaptation alternatives for identified County facilities
- Target Metric: Completed or Not Completed

vi. Identify intact corridors for future tidal wetland migration corridors as a potential criterion for future land purchase and flood mitigation initiatives Phase 1
- Performance Measure: Intact corridors Identified for future tidal wetland migration corridors as a potential criterion for future land purchase and flood mitigation initiatives Phase 1
- Target Metric: Completed or Not Completed

vii. Create a database of all elevation data for County and utility facilities and assets
- Performance Measure: County and Utility facilities elevation database created
- Target Metric: Completed or Not Completed

viii. Develop a ranking process to identify the most vulnerable neighborhoods and establish levels of service each road gets based upon a tolerable level of nuisance flooding.
- Performance Measure: Develop process for prioritization of neighborhood roads experiencing flooding
- Target Metric: Completed or Not Completed

ix. Countywide Roads Elevation Vulnerability Analysis and Capital Plan to evaluate the impacts of sea level rise on 311 miles of County roads and development of conceptual designs for elevation
- Performance Measure: Completed countywide Roads Elevation Vulnerability Analysis and Capital Plan
- Target Metric: Completed or Not Completed

• Environment: Protection- Nearshore Water and Benthic monitoring

- Action: The Office of Sustainability will engage in Reasonable Assurance Document “RAD” water quality monitoring to help determine which areas in the County meet and do not meet State water quality standards.
- Performance Measure: Identify those areas of the County that do and do not meet state water quality standards. Two Year Project
- Target Metric: Completed or Not Completed Year 1

- Action: The Office of Sustainability will engage in water quality monitoring to measure the effects that water quality in canals may have on nearshore waters.
- Performance Measure: Engage water quality monitoring -Two Year Project
- Target Metric: Completed or Not Completed Year 1

• Environment: Protection- Canal Protection

- Action: The Office of Sustainability will continually employ new technologies as appropriate and funding is available to support the ongoing work of canal restoration
- Performance Measure: Utilize new technologies in ongoing canal restoration
- Target Metric: Completed or Not Completed

• Environment: Restoration- Irma Recovery

- Action: The Office of Sustainability will implement Irma Marine Debris Removal, Hurricane-related Sediment Removal and Monitoring contracts based upon funds appropriated and canals approved by NRCS or FDEP.
- Performance Measure: Implement appropriate Irma Marine Debris Removal, Hurricane-related Sediment Removal and Monitoring contracts
- Target Metric: Completed or Not Completed

• Environment: Restoration- Canal Restoration

- Action: The Office of Sustainability will finalize the Canal Masterplan to guide canal restoration projects and activities
- Performance Measure: Completed Canal Masterplan

- Target Metric: Completed or Not Completed

• Environment: Restoration- Nearshore Water Quality and Benthic Restoration

- Action: The Office of Sustainability will implement a new Reasonable Assurance Document "RAD" water quality monitoring program in partnership with FDEP to help determine which areas in the County meet and do not meet State water quality standards.
- Performance Measure: Implement new RAD water quality monitoring program Two year project
- Target Metric: Completed or Not Completed- Year 1

- Action: The Office of Sustainability will implement a new water quality monitoring program to measure the effects that water quality in canals may have on nearshore waters.
- Performance Measure: Implement new canal water quality monitoring program two year
- Target Metric: Completed or Not Completed year 1

• Environment: Resiliency- Mitigation plans to help avoid climate change impacts

- Action: The Office of Sustainability guides the County in becoming more environmentally sustainable through Climate mitigation measures to reduce the County's energy footprint and resulting impact on the climate. Initiatives include:
- Action: Development of sustainability policy formulation and plan development
- Performance Measure: Develop sustainability policy formulation and plan development
- Target Metric: Completed or Not Completed

- Action: Energy management and reduction initiatives listed in the GreenKeys Plan
- Performance Measure: County implementation of GreenKeys Plan energy management and reduction initiatives
- Target Metric: Completed or Not Completed

- Action: Alternative energy and fuel source options
- Performance Measure: County utilizing alternative energy and fuel source options
- Target Metric: Completed or Not Completed

- Action: Green purchasing policy development and guidance
- Performance Measure: County developing a green purchasing policy
- Target Metric: Completed or Not Completed

- Action: Sustainable capital development processes.
- Performance Measure: Development of County sustainable capital development process
- Target Metric: Completed or Not Completed

Department Goals, Actions and Measures:

• Goal: Efficiently and effectively advance the County's sustainability agenda

- Action: Utilize Sr. Project Manager of Sustainability to implement GreenKey's Initiatives and assist with co-hosting responsibilities for 2019 Climate Change Summit
- Performance Measure: Hire Sr. Project Manager of Sustainability
- Target Metric: Completed or Not Completed

Monroe County BOCC Strategic Plan Areas of Concern and Priority related Actions:

> Public Information Officer

• Quality of Life: Viability- Wind and Flood Insurance Rates

- Action: The Public Information Office will develop and publish a hurricane preparation guide for Monroe County residents and inform the public of resiliency programs via www.monroecountyem.com. The office will also create informative how-to videos for storm preparation.
- Performance Measure: Not Available
- Target Metric: Not Available

• Environment: Restoration- Irma Recovery

- Action: The Public Information Office will work with all departments to make sure the public is informed of programs and grants that promote

# County Administrator

Hurricane Irma Recovery.
- Performance Measure: Not Available
- Target Metric: Not Available

• Economy: Infrastructure- Quality of the Keys Experience- Upkeep of our attractions including Environment, Historical Sites and Beautification

- Action: The Public Information Office will promote the County's mobile app and add County park, beach and boat ramp information to the app.
- Performance Measure: Not Available
- Target Metric: Not Available

Department Goals, Actions and Measures:

• Goal: Make sure the public is aware of the ways to stay connected with Monroe County

- Action: Create a rack card with ways to stay connected with the County to bring to chambers, rotary clubs, leave at libraries, etc.
- Performance Measure: Not Available
- Target Metric: Not Available

• Goal: Make Monroe County's website ADA accessible

- Action: Work with County Attorney to put out an RFP to fix reoccurring issues with the website.
- Performance Measure: Not Available
- Target Metric: Not Available

| Budgetary Cost Summary | FY 2021 Actual | FY 2022 Actual | FY 2023 Adopted | FY 2023 Amended | FY 2024 Proposed | FY 2024 Change |
|---|---|---|---|---|---|---|
| Personnel Expenditures | 1,172,564 | 1,316,731 | 1,734,201 | 1,734,201 | 2,082,676 | 20.1% |
| Operating Expenditures | 2,446,240 | 4,941,609 | 1,038,862 | 7,184,909 | 2,099,173 | 102.1% |
| Capital Outlay Expenditures | 2,161 | 7,395 | 8,300 | 27,200 | 8,300 | -% |
| **Total Budget** | **3,620,965** | **6,265,736** | **2,781,363** | **8,946,310** | **4,190,149** | **50.7%** |

| Appropriations by Department | FY 2021 Actual | FY 2022 Actual | FY 2023 Adopted | FY 2023 Amended | FY 2024 Proposed | FY 2024 Change |
|---|---|---|---|---|---|---|
| County Administrator | 1,253,620 | 752,583 | 827,578 | 1,011,499 | 754,128 | (9)% |
| Extension Services | 202,906 | 214,997 | 255,112 | 255,112 | 286,482 | 12% |
| Guardian Ad Litem | 176,077 | 212,309 | 312,165 | 312,165 | 321,783 | 3% |
| Office of Legislative Affairs | 478,631 | 645,592 | 535,231 | 535,231 | 682,452 | 28% |
| Office of Strategic Planning | 98,245 | 90,698 | 102,390 | 102,390 | 124,593 | 22% |
| Office of Sustainability | 1,411,486 | 4,349,557 | 483,458 | 6,264,484 | 1,084,961 | 124% |
| Office of Transit | - | - | 265,429 | 465,429 | 751,262 | 183% |
| Public Information Officer | - | - | - | - | 184,488 | -% |
| **Total Budget** | **3,620,965** | **6,265,736** | **2,781,363** | **8,946,310** | **4,190,149** | **51%** |

# County Administrator

| Revenue Sources | FY 2021 Actual | FY 2022 Actual | FY 2023 Adopted | FY 2023 Amended | FY 2024 Proposed | FY 2024 Change |
|---|---|---|---|---|---|---|
| General Fund | 1,915,995 | 2,270,410 | 2,781,363 | 2,981,063 | 4,090,149 | 47.1% |
| Road And Bridge Fund | 646,339 | 411,883 | - | 85,382 | 100,000 | -% |
| Governmental Fund Type Grants | 1,058,631 | 3,583,443 | - | 5,879,865 | - | -% |
| **Total Revenue** | **3,620,965** | **6,265,736** | **2,781,363** | **8,946,310** | **4,190,149** | **50.7%** |

| Position Summary by Department | FY 2021 Actual | FY 2022 Actual | FY 2023 Adopted | FY 2024 Proposed | FY 2024 Variance |
|---|---|---|---|---|---|
| Guardian Ad Litem | 1.00 | 2.00 | 2.00 | 2.00 | - |
| County Administrator | 4.00 | 5.00 | 5.00 | 3.00 | (2.00) |
| Office of Sustainability | 1.00 | 1.00 | 1.00 | 2.00 | 1.00 |
| Office of Legislative Affairs | 1.00 | 1.00 | 1.00 | 1.00 | - |
| Office of Strategic Planning | 1.00 | 0.50 | 0.50 | 0.50 | - |
| Office of Transit | - | - | - | 1.00 | 1.00 |
| Public Information Officer | - | - | - | 1.00 | 1.00 |
| Emergency Management | 3.04 | - | - | - | - |
| Extension Services | 1.00 | 1.00 | 1.00 | 1.00 | - |
| **Total Full-Time FTE** | 12.04 | 10.50 | 10.50 | 11.50 | 1.00 |
| **Total FTE** | **12.04** | **10.50** | **10.50** | **11.50** | **1.00** |

# County Administrator

## Guardian Ad Litem

### Mission Statement

The Guardian ad Litem Program is appointed by the Court to represent the Child's best interest & is the only one in the case that focuses exclusively on the child.

### Description and Services Provided

We will continue to be a powerful and effective voice advocating for the best interest of Florida's abused, abandoned and neglected children and be recognized and respected as a partnership of community advocates and professional staff. To the fullest extent possible, this vision will be realized through volunteers who will advocate as Guardians ad Litem for the children we serve. We are committed to the Core values of our program:

1) Commitment to Children- the children for whom we advocate are our most important priority.
2) Communication Built on Trust- we have a culture of open communication, active listening, teamwork, and regard for the view of others. This includes being honest and straightforward with the children we represent in keeping with their level of age and maturity.
3) Collective Empowerment- the program has the authority and responsibility to make and implement the best decisions to meet the children's needs. This empowerment must extended and passed on to volunteers, attorney's and staff alike.
4) Collaboration- We proactively seek to develop relationships that promote the well-being of the whole child.
5) Courtesy- the program values all who engage in this challenging work and ensures they are treated with respect and dignity.

| Budgetary Cost Summary | FY 2021 Actual | FY 2022 Actual | FY 2023 Adopted | FY 2023 Amended | FY 2024 Proposed | FY 2024 Change |
|---|---|---|---|---|---|---|
| Personnel Expenditures | 80,231 | 104,709 | 160,705 | 160,705 | 168,823 | 5.1% |
| Operating Expenditures | 95,846 | 103,701 | 148,160 | 148,160 | 149,660 | 1.0% |
| Capital Outlay Expenditures | - | 3,900 | 3,300 | 3,300 | 3,300 | -% |
| **Total Budget** | **176,077** | **212,309** | **312,165** | **312,165** | **321,783** | **3.1%** |

| Revenue Sources | FY 2021 Actual | FY 2022 Actual | FY 2023 Adopted | FY 2023 Amended | FY 2024 Proposed | FY 2024 Change |
|---|---|---|---|---|---|---|
| General Fund | 176,077 | 212,309 | 312,165 | 312,165 | 321,783 | 3.1% |
| **Total Revenue** | **176,077** | **212,309** | **312,165** | **312,165** | **321,783** | **3.1%** |

| Position Summary | FY 2021 Actual | FY 2022 Actual | FY 2023 Adopted | FY 2024 Proposed | FY 2024 Variance |
|---|---|---|---|---|---|
| Administrative Support | 1.00 | 2.00 | 2.00 | 2.00 | - |
| **Total Full-Time FTE** | 1.00 | 2.00 | 2.00 | 2.00 | - |
| **Total FTE** | **1.00** | **2.00** | **2.00** | **2.00** | **-** |

# County Administrator

## County Administrator

### Mission Statement

The mission of the County Administrator is to run day to day operations of the County and direct the implementation of Board of County Commissioner's (BOCC) policies to the operating units of County government as prescribed by the Administrative Code.

### Description and Services Provided

The County Administrator serves as the administrative head of Monroe County government, and is appointed by the Board of County Commissioners. The County Administrator directs the day to day operations of the County, carries out the directives and policies of the Board of County Commissioners and enforces all orders, resolutions, ordinances, and regulations of the Board of County Commissioners, directs the preparation of the annual operating budget and the Capital Improvement Program, executes the budget and capital programs, proposes policies to the Board of County Commissioners, appoints department directors, and coordinates the management of all departments. The County Administrator also represents County interests to the local, state and federal governments.

| Budgetary Cost Summary | FY 2021 Actual | FY 2022 Actual | FY 2023 Adopted | FY 2023 Amended | FY 2024 Proposed | FY 2024 Change |
|---|---|---|---|---|---|---|
| Personnel Expenditures | 582,877 | 675,878 | 739,301 | 739,301 | 663,840 | (10.2)% |
| Operating Expenditures | 668,581 | 76,705 | 83,277 | 249,998 | 85,288 | 2.4% |
| Capital Outlay Expenditures | 2,161 | - | 5,000 | 22,200 | 5,000 | -% |
| **Total Budget** | **1,253,620** | **752,583** | **827,578** | **1,011,499** | **754,128** | **(8.9)%** |

| Revenue Sources | FY 2021 Actual | FY 2022 Actual | FY 2023 Adopted | FY 2023 Amended | FY 2024 Proposed | FY 2024 Change |
|---|---|---|---|---|---|---|
| General Fund | 656,501 | 752,583 | 827,578 | 827,278 | 754,128 | (8.9)% |
| Governmental Fund Type Grants | 597,119 | - | - | 184,221 | - | -% |
| **Total Revenue** | **1,253,620** | **752,583** | **827,578** | **1,011,499** | **754,128** | **(8.9)%** |

| Position Summary | FY 2021 Actual | FY 2022 Actual | FY 2023 Adopted | FY 2024 Proposed | FY 2024 Variance |
|---|---|---|---|---|---|
| Administrative Support | 2.00 | 3.00 | 2.00 | 1.00 | (1.00) |
| Officials & Administrators | 2.00 | 2.00 | 3.00 | 2.00 | (1.00) |
| **Total Full-Time FTE** | 4.00 | 5.00 | 5.00 | 3.00 | (2.00) |
| **Total FTE** | **4.00** | **5.00** | **5.00** | **3.00** | **(2.00)** |

# County Administrator
## Office of Sustainability

### Mission Statement
The mission of the Office of Sustainability is to create resilient and environmental improvements that continue to foster a safe and livable community and a sustainable future.

### Description and Services Provided
The Office of Sustainability prepares the County to be more resilient to the effects of climate change and the resulting sea level rise. These climate adaptation preparations include:
• Gathering research and modeling the effects of sea level rise on County roads and facilities
• Collaboration with the SE FL Climate Change Compact to keep abreast of updates on the projections of sea level rise and to help communities implement mitigation and adaptation measures
• Collecting elevation and other types of data to more accurately measure the potential inundation to County roads and infrastructure
• Developing new or revised policies to set standards for implementation of adaptation measures to prepare for sea level rise
• Implementing projects to mitigate against the effects of climate change. These areas include:
o Collection of mobile LiDAR elevation data for County roads and buildings;
o A streets analysis to evaluate the impacts of sea level rise on 311 miles of County roads and development of conceptual designs for elevation;
o Community engagement to help the County better understand the residents' concerns about sea level rise and to educate them on the County's preparations to mitigate. The Green Keys Plan contains specific projects for Resilience preparation.

The Office of Sustainability also guides the County in becoming more environmentally sustainable through Climate mitigation measures. These mitigation measures include:
• Development of sustainability policy formulation and plan development
• Energy management and reduction initiatives listed in the GreenKeys Plan
• Alternative energy and fuel source options
• Green purchasing policy development and guidance
• Sustainable capital development processes.

Finally, projects are implemented in the environmental restoration area that supports the County's sustainability initiatives. Sustainability is the quality of not being harmful to the environment nor depleting natural resources, thereby supporting long-term ecological balance. The County's goal is to continually employ new technologies to protect the environment and best serve the residents and visitors. A canal restoration program is underway that is restoring the water of the canals throughout the Keys.Initiatives include:

• Reasonable Assurance Document "RAD" water quality monitoring to help determine which areas in the County meet and do not meet State water quality standards.
• Water quality monitoring to measure the effects that water quality in canals may have on nearshore waters.
• Canal restoration projects to improve the water quality in the canals.
• Cleanup of marine debris and sediment in canals caused by the impacts of Hurricane Irma.

| Budgetary Cost Summary | FY 2021 Actual | FY 2022 Actual | FY 2023 Adopted | FY 2023 Amended | FY 2024 Proposed | FY 2024 Change |
|---|---|---|---|---|---|---|
| Personnel Expenditures | 171,148 | 187,843 | 195,158 | 195,158 | 349,961 | 79.3% |
| Operating Expenditures | 1,240,338 | 4,159,714 | 288,300 | 6,069,326 | 735,000 | 154.9% |
| Capital Outlay Expenditures | - | 2,000 | - | - | - | -% |
| **Total Budget** | **1,411,486** | **4,349,557** | **483,458** | **6,264,484** | **1,084,961** | **124.4%** |

| Revenue Sources | FY 2021 Actual | FY 2022 Actual | FY 2023 Adopted | FY 2023 Amended | FY 2024 Proposed | FY 2024 Change |
|---|---|---|---|---|---|---|
| General Fund | 305,191 | 354,231 | 483,458 | 483,458 | 984,961 | 103.7% |
| Road And Bridge Fund | 646,339 | 411,883 | - | 85,382 | 100,000 | -% |
| Governmental Fund Type Grants | 459,956 | 3,583,443 | - | 5,695,644 | - | -% |
| **Total Revenue** | **1,411,486** | **4,349,557** | **483,458** | **6,264,484** | **1,084,961** | **124.4%** |

# County Administrator

| Position Summary | FY 2021 Actual | FY 2022 Actual | FY 2023 Adopted | FY 2024 Proposed | FY 2024 Variance |
|---|---|---|---|---|---|
| Officials & Administrators | 1.00 | 1.00 | 1.00 | 1.00 | - |
| Professionals | - | - | - | 1.00 | 1.00 |
| **Total Full-Time FTE** | 1.00 | 1.00 | 1.00 | 2.00 | 1.00 |
| **Total FTE** | **1.00** | **1.00** | **1.00** | **2.00** | **1.00** |

# County Administrator

## Office of Legislative Affairs

### Mission Statement

The mission of the Office of Legislative Affairs is to oversee and manage the legislative and intergovernmental initiatives and functions for the County.

### Description and Services Provided

The Office of Legislative Affairs develops Monroe County's state and federal legislative agendas; coordinates County positions and responses to legislation; supports advancement of the County's legislative priorities and appropriations; prepares resolutions, talking points, issue briefs and legislative updates; organizes/manages advocacy trips to Tallahassee and DC. The Office also advocates at the state and federal agency level on behalf of the County's issues and needs.

The Office oversees the Restore Act Program; development and monitoring of the Local Multi- Year Implementation Plan and monitoring of the Gulf Consortium's State Expenditure Plan; management of local pot and Consortium pot grant funds; development and submission of applications for this funding; participation in monthly Gulf Consortium meetings and conference calls.

The Office also monitors regional issues with local impacts including ongoing implementation of Everglades Restoration, and the licensing and remediation plan activities related to the Turkey Point Nuclear Facility.

| Budgetary Cost Summary | FY 2021 Actual | FY 2022 Actual | FY 2023 Adopted | FY 2023 Amended | FY 2024 Proposed | FY 2024 Change |
|---|---|---|---|---|---|---|
| Personnel Expenditures | 168,607 | 182,120 | 196,931 | 196,931 | 223,152 | 13.3% |
| Operating Expenditures | 310,025 | 463,472 | 338,300 | 336,600 | 459,300 | 35.8% |
| Capital Outlay Expenditures | - | - | - | 1,700 | - | -% |
| **Total Budget** | **478,631** | **645,592** | **535,231** | **535,231** | **682,452** | **27.5%** |

| Revenue Sources | FY 2021 Actual | FY 2022 Actual | FY 2023 Adopted | FY 2023 Amended | FY 2024 Proposed | FY 2024 Change |
|---|---|---|---|---|---|---|
| General Fund | 478,631 | 645,592 | 535,231 | 535,231 | 682,452 | 27.5% |
| **Total Revenue** | **478,631** | **645,592** | **535,231** | **535,231** | **682,452** | **27.5%** |

| Position Summary | FY 2021 Actual | FY 2022 Actual | FY 2023 Adopted | FY 2024 Proposed | FY 2024 Variance |
|---|---|---|---|---|---|
| Administrative Support | 1.00 | 1.00 | 1.00 | 1.00 | - |
| **Total Full-Time FTE** | 1.00 | 1.00 | 1.00 | 1.00 | - |
| **Total FTE** | **1.00** | **1.00** | **1.00** | **1.00** | **-** |

# County Administrator

## Office of Strategic Planning

### Mission Statement

The Office of Strategic Planning works with the Community and County staff/ administration/ Commissioners to develop plans and initiatives that create organizational excellence through government accountability, organizational efficiency and continuous improvement.

### Description and Services Provided

Monroe County is committed to serving our community with excellence, government accountability, organizational efficiency and continuous improvement. An essential component is this effort is strategic planning and management. The Office of Strategic Planning is responsible for the overall strategic planning process. The Strategic Plan guides the scope and direction of County services and aligns departmental efforts with the County's strategic priorities.

The Office of Strategic Planning utilizes a cyclical approach to strategic planning and management that incorporates clearly defined goals and actions, standardized performance measurements, collection and analysis of progress, internal and external environmental scanning. These results and feedback drive improvement and creation of new goals and actions. Annual Departmental Business Plans link the high-level goals and priorities of The BOCC Strategic Plan with budget-based department level goals and actions. The Office of Strategic Planning provides technical assistance to departments regarding the development of meaningful goals, actions and performance measures.

The Office of Strategic Planning serves as an internal resource for improving governmental efficiency and effectiveness. At request or direction, this includes conducting reviews and analysis of management, operational, organizational or business processes of County functions or services and providing recommendations and implementation support to increasing efficiency and effectiveness. Any Department or unit can request this support from the Office of Strategic Planning.

The Office of Strategic Planning has a stewardship role for the County government's performance based/results oriented culture. This includes ongoing networking and scans if the environment, both internally and externally, to identify issues of strategic importance to Monroe County and an ongoing awareness of current community concerns and priorities. When opportunities or needs are identified, the Office makes recommendations to Department Directors, County Administration and/or Board of County Commissioners as appropriate.

| Budgetary Cost Summary | FY 2021 Actual | FY 2022 Actual | FY 2023 Adopted | FY 2023 Amended | FY 2024 Proposed | FY 2024 Change |
|---|---|---|---|---|---|---|
| Personnel Expenditures | 96,468 | 87,876 | 96,390 | 96,390 | 118,593 | 23.0% |
| Operating Expenditures | 1,777 | 2,822 | 6,000 | 6,000 | 6,000 | -% |
| **Total Budget** | **98,245** | **90,698** | **102,390** | **102,390** | **124,593** | **21.7%** |

| Revenue Sources | FY 2021 Actual | FY 2022 Actual | FY 2023 Adopted | FY 2023 Amended | FY 2024 Proposed | FY 2024 Change |
|---|---|---|---|---|---|---|
| General Fund | 98,245 | 90,698 | 102,390 | 102,390 | 124,593 | 21.7% |
| **Total Revenue** | **98,245** | **90,698** | **102,390** | **102,390** | **124,593** | **21.7%** |

| Position Summary | FY 2021 Actual | FY 2022 Actual | FY 2023 Adopted | FY 2024 Proposed | FY 2024 Variance |
|---|---|---|---|---|---|
| Officials & Administrators | 1.00 | 0.50 | 0.50 | 0.50 | - |
| **Total Full-Time FTE** | 1.00 | 0.50 | 0.50 | 0.50 | - |
| **Total FTE** | **1.00** | **0.50** | **0.50** | **0.50** | **-** |

# County Administrator

## Office of Transit

| Budgetary Cost Summary | FY 2021 Actual | FY 2022 Actual | FY 2023 Adopted | FY 2023 Amended | FY 2024 Proposed | FY 2024 Change |
|---|---|---|---|---|---|---|
| Personnel Expenditures | - | - | 255,429 | 255,429 | 311,662 | 22.0% |
| Operating Expenditures | - | - | 10,000 | 210,000 | 439,600 | 4,296.0% |
| **Total Budget** | **-** | **-** | **265,429** | **465,429** | **751,262** | **183.0%** |

| Revenue Sources | FY 2021 Actual | FY 2022 Actual | FY 2023 Adopted | FY 2023 Amended | FY 2024 Proposed | FY 2024 Change |
|---|---|---|---|---|---|---|
| General Fund | - | - | 265,429 | 465,429 | 751,262 | 183.0% |
| **Total Revenue** | **-** | **-** | **265,429** | **465,429** | **751,262** | **183.0%** |

| Position Summary | FY 2021 Actual | FY 2022 Actual | FY 2023 Adopted | FY 2024 Proposed | FY 2024 Variance |
|---|---|---|---|---|---|
| Officials & Administrators | - | - | - | 1.00 | 1.00 |
| **Total Full-Time FTE** | - | - | - | 1.00 | 1.00 |
| **Total FTE** | **-** | **-** | **-** | **1.00** | **1.00** |

# County Administrator

## Public Information Officer

| Budgetary Cost Summary | FY 2021 Actual | FY 2022 Actual | FY 2023 Adopted | FY 2023 Amended | FY 2024 Proposed | FY 2024 Change |
|---|---|---|---|---|---|---|
| Personnel Expenditures | - | - | - | - | 150,638 | -% |
| Operating Expenditures | - | - | - | - | 33,850 | -% |
| **Total Budget** | **-** | **-** | **-** | **-** | **184,488** | **-%** |

| Revenue Sources | FY 2021 Actual | FY 2022 Actual | FY 2023 Adopted | FY 2023 Amended | FY 2024 Proposed | FY 2024 Change |
|---|---|---|---|---|---|---|
| General Fund | - | - | - | - | 184,488 | -% |
| **Total Revenue** | **-** | **-** | **-** | **-** | **184,488** | **-%** |

| Position Summary | FY 2021 Actual | FY 2022 Actual | FY 2023 Adopted | FY 2024 Proposed | FY 2024 Variance |
|---|---|---|---|---|---|
| Administrative Support | - | - | - | 1.00 | 1.00 |
| **Total Full-Time FTE** | - | - | - | 1.00 | 1.00 |
| **Total FTE** | **-** | **-** | **-** | **1.00** | **1.00** |

# County Administrator

## Extension Services

### Mission Statement

The Monroe County Extension Service is committed to providing objective science-based youth and adult informal community educational programs and services in horticulture, family and consumer sciences, and marine areas that help residents to improve their quality of life and surrounding environment.

### Description and Services Provided

The University of Florida Institute of Food and Agricultural Sciences' Monroe County Extension Service is your front door to the experts and to research from across the state and at the university. We provide educational programs in four program areas; Marine, Climate Change, Environmental Horticulture and Community Development.

In the Keys, we provide timely and relevant solutions to improve your life. Extension is dedicated to bringing you current, science-based answers to all your questions —for free. We focus on horticulture, climate change, energy, small business and water quality right here in your community.

UF- IFAS Monroe County Extension conducts research and provides education to the Keys community. Are you interested in science? We have several citizen science programs that can help you become a researcher for your community. Are you interested in Natural Resources, Gardening or Sustainability? We offer UF certification programs in the Keys. Our office is supported by both Monroe County (37%) and UF (56%) and the state Department of Agriculture (7%).

We provide great programs, including: Master Gardeners, Sustainable Floridians, Florida Keys Water Watch and the Florida Master Naturalist Program.

| Budgetary Cost Summary | FY 2021 Actual | FY 2022 Actual | FY 2023 Adopted | FY 2023 Amended | FY 2024 Proposed | FY 2024 Change |
|---|---|---|---|---|---|---|
| Personnel Expenditures | 73,233 | 78,307 | 90,287 | 90,287 | 96,007 | 6.3% |
| Operating Expenditures | 129,673 | 135,196 | 164,825 | 164,825 | 190,475 | 15.6% |
| Capital Outlay Expenditures | - | 1,495 | - | - | - | -% |
| **Total Budget** | **202,906** | **214,997** | **255,112** | **255,112** | **286,482** | **12.3%** |

| Revenue Sources | FY 2021 Actual | FY 2022 Actual | FY 2023 Adopted | FY 2023 Amended | FY 2024 Proposed | FY 2024 Change |
|---|---|---|---|---|---|---|
| General Fund | 201,350 | 214,997 | 255,112 | 255,112 | 286,482 | 12.3% |
| Governmental Fund Type Grants | 1,556 | - | - | - | - | -% |
| **Total Revenue** | **202,906** | **214,997** | **255,112** | **255,112** | **286,482** | **12.3%** |

| Position Summary | FY 2021 Actual | FY 2022 Actual | FY 2023 Adopted | FY 2024 Proposed | FY 2024 Variance |
|---|---|---|---|---|---|
| Administrative Support | 1.00 | 1.00 | 1.00 | 1.00 | - |
| **Total Full-Time FTE** | 1.00 | 1.00 | 1.00 | 1.00 | - |
| **Total FTE** | **1.00** | **1.00** | **1.00** | **1.00** | **-** |

# FY24 Proposed Budget

## *Emergency Management*

# Emergency Management

Proposed FY24:

## FY24 Revenue Source

| | |
|---|---|
| **General Fund** | $1,308,533 |
| **Gov Fund Type Grants** | $0 |
| | **$1,308,533** |

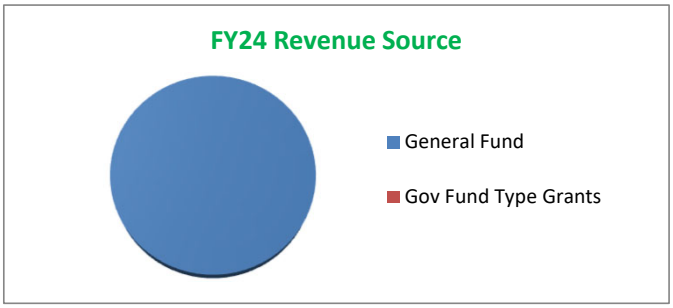


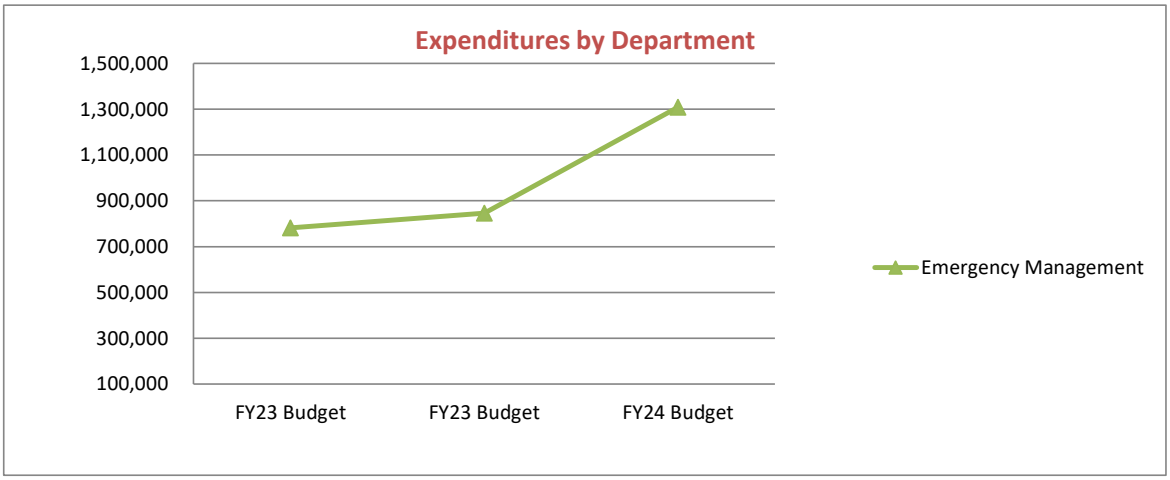


## Expenditures by Department

| | Adopted FY23 Budget | Adopted FY23 Budget | Proposed FY24 Budget | FY24 Change |
|---|---|---|---|---|
| Emergency Management | 782,164 | 845,865 | 1,308,533 | 54.70% |
| Total | 782,164 | 845,865 | 1,308,533 | 54.70% |

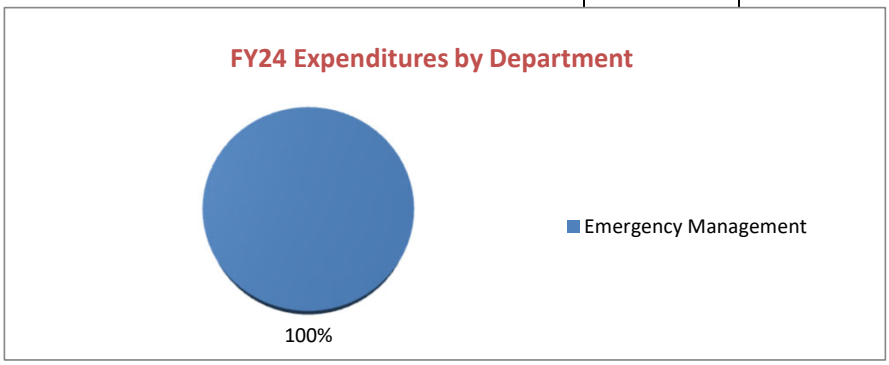

# Emergency Management

## Budgetary Cost Summary

| | Adopted FY22 Budget | Adopted FY23 Budget | Proposed FY24 Budget | FY24 % of Total | FY24 Change |
|---|---|---|---|---|---|
| Personnel Expenditures | 488,709 | 527,502 | 642,704 | 49.1% | 21.8% |
| Operating Expenditures | 265,455 | 253,636 | 398,979 | 30.5% | 57.3% |
| Capital Outlay Expenditures | 28,000 | 65,000 | 266,850 | 20.4% | 310.5% |
| Total | 782,164 | 846,138 | 1,308,533 | 100% | 54.6% |

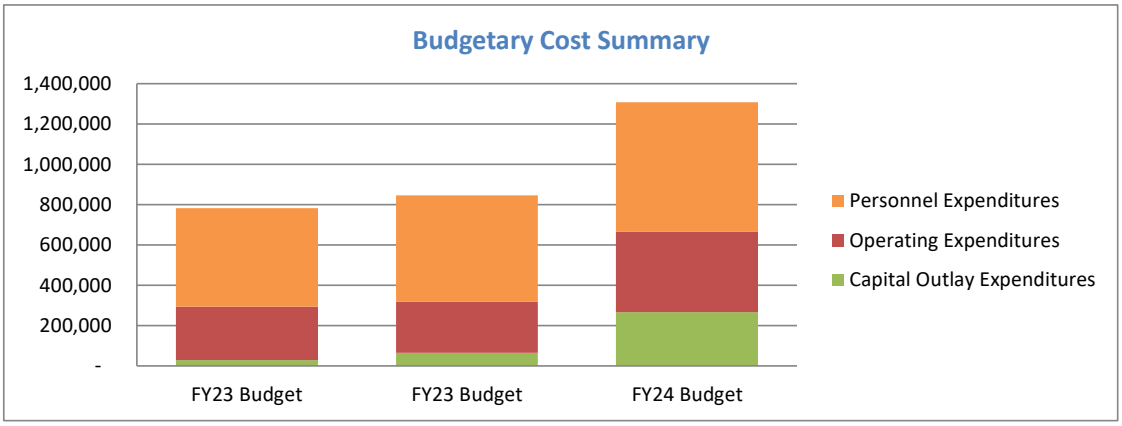


| | Adopted FY22 Budget | Adopted FY23 Budget | Proposed FY24 Budget | FY24 Change |
|---|---|---|---|---|
| FTE History | 4.04 | 4.06 | 4.27 | 0.21 |

| | |
|---|---|
| FY22 Change | Eliminated:<br>+ 1 FTE: Emergency Mgmt Deputy Director |
| FY23 Change | Added:<br>+ 0.02 FTE: As a result of FTE splits/reallocations |
| FY24 Proposed Changes | Added:<br>+ 0.21 FTE: As a result of FTE splits/reallocations |

# Emergency Management

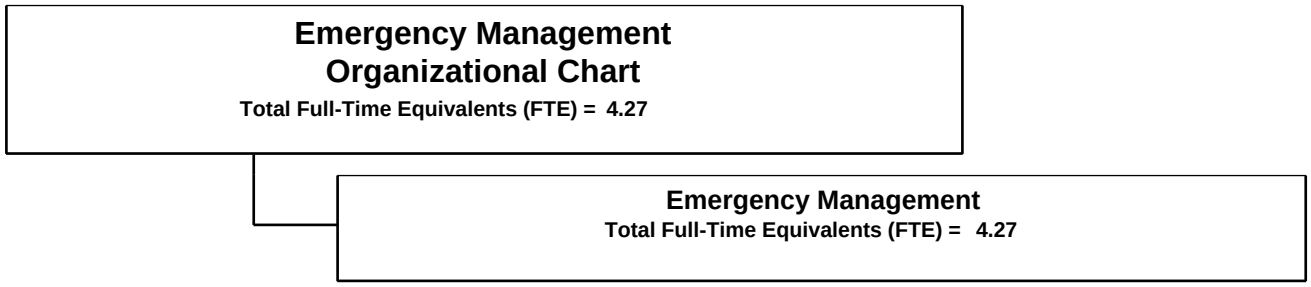

# Emergency Management

## Mission Statement

Emergency Management is committed to serving our community with the highest level of life and property protection to meet the needs of our residents and visitors in the Florida Keys.

## Services Provided

The Emergency Management Department provides planning, preparedness and coordination of response activities to events that might impact the infrastructure of Monroe County or the safety of its residents and visitors, such as:

- Hurricanes, tornadoes, waterspouts;
- Mass immigration;
- Hazardous materials accidents;
- Terrorist activities;
- Large fires;
- Air crashes;
- Civil disorders;
- Possible accidents at the FP&L Turkey Point Nuclear Power Plant;
- Nuclear attack .

| Budgetary Cost Summary | FY 2021 Actual | FY 2022 Actual | FY 2023 Adopted | FY 2023 Amended | FY 2024 Proposed | FY 2024 Change |
|---|---|---|---|---|---|---|
| Personnel Expenditures | 595,831 | 650,190 | 527,502 | 868,146 | 642,704 | 21.8% |
| Operating Expenditures | 308,124 | 368,700 | 253,363 | 1,287,745 | 398,979 | 57.5% |
| Capital Outlay Expenditures | 95,024 | 114,730 | 65,000 | 138,313 | 266,850 | 310.5% |
| **Total Budget** | **998,979** | **1,133,620** | **845,865** | **2,294,204** | **1,308,533** | **54.7%** |

| Appropriations by Department | FY 2021 Actual | FY 2022 Actual | FY 2023 Adopted | FY 2023 Amended | FY 2024 Proposed | FY 2024 Change |
|---|---|---|---|---|---|---|
| Emergency Management | 998,979 | 1,133,620 | 845,865 | 2,294,204 | 1,308,533 | 55% |
| **Total Budget** | **998,979** | **1,133,620** | **845,865** | **2,294,204** | **1,308,533** | **55%** |

| Revenue Sources | FY 2021 Actual | FY 2022 Actual | FY 2023 Adopted | FY 2023 Amended | FY 2024 Proposed | FY 2024 Change |
|---|---|---|---|---|---|---|
| General Fund | 475,854 | 580,285 | 845,865 | 845,265 | 1,308,533 | 54.7% |
| Governmental Fund Type Grants | 523,125 | 553,336 | - | 1,448,939 | - | -% |
| **Total Revenue** | **998,979** | **1,133,620** | **845,865** | **2,294,204** | **1,308,533** | **54.7%** |

| Position Summary by Department | FY 2021 Actual | FY 2022 Actual | FY 2023 Adopted | FY 2024 Proposed | FY 2024 Variance |
|---|---|---|---|---|---|
| Emergency Management | - | 4.04 | 4.06 | 4.27 | 0.21 |
| **Total Full-Time FTE** | - | 4.04 | 4.06 | 4.27 | 0.21 |
| **Total FTE** | **-** | **4.04** | **4.06** | **4.27** | **0.21** |

# Emergency Management

## Emergency Management

### Major Variances

For fiscal year 2024, the Emergency Management proposed budget remains essentially flat, excluding payroll adjustments and one request for capital equipment.

In Support of the 2020 BOCC Strategic Plan our Dept (Unit) seeks to add the following services/programs/projects in FY24:

1) Replacement of thirty (30) 800 MHz portable radios
a) Radios allow for interoperability of communications among Emergency Management, Fire Rescue, Law Enforcement, Heath care, and other response partners.

b) Current cache of radios are out of date and no longer service supported.

2) Increase line for Deputy Director position ESEMM012 Salary to $110,000 unloaded
a) Currently in FY 2023 budget at $80,000 unloaded

3) Add $80,000 to contract with Everbridge, Inc for one (1) year, to continue service for mass notification system
a) Monroe County currently uses Everbridge for mass notification and emergency alerting to public, notification and call down to Special Needs population year-round and during emergencies (to meet legislative requirements), and other call-down features.

b) State of Florida currently provides access to this service via state contract, but will terminate their contract in December 31, 2023

| Budgetary Cost Summary | FY 2021 Actual | FY 2022 Actual | FY 2023 Adopted | FY 2023 Amended | FY 2024 Proposed | FY 2024 Change |
|---|---|---|---|---|---|---|
| Personnel Expenditures | 595,831 | 650,190 | 527,502 | 868,146 | 642,704 | 21.8% |
| Operating Expenditures | 308,124 | 368,700 | 253,363 | 1,287,745 | 398,979 | 57.5% |
| Capital Outlay Expenditures | 95,024 | 114,730 | 65,000 | 138,313 | 266,850 | 310.5% |
| **Total Budget** | **998,979** | **1,133,620** | **845,865** | **2,294,204** | **1,308,533** | **54.7%** |

| Revenue Sources | FY 2021 Actual | FY 2022 Actual | FY 2023 Adopted | FY 2023 Amended | FY 2024 Proposed | FY 2024 Change |
|---|---|---|---|---|---|---|
| General Fund | 475,854 | 580,285 | 845,865 | 845,265 | 1,308,533 | 54.7% |
| Governmental Fund Type Grants | 523,125 | 553,336 | - | 1,448,939 | - | -% |
| **Total Revenue** | **998,979** | **1,133,620** | **845,865** | **2,294,204** | **1,308,533** | **54.7%** |

| Position Summary | FY 2021 Actual | FY 2022 Actual | FY 2023 Adopted | FY 2024 Proposed | FY 2024 Variance |
|---|---|---|---|---|---|
| Administrative Support | - | 1.00 | 1.00 | 1.00 | - |
| Officials & Administrators | - | 0.90 | 0.90 | 0.90 | - |
| Professionals | - | 2.14 | 2.16 | 2.37 | 0.21 |
| **Total Full-Time FTE** | - | 4.04 | 4.06 | 4.27 | 0.21 |
| **Total FTE** | **-** | **4.04** | **4.06** | **4.27** | **0.21** |

# FY24 Proposed Budget

## *Employee Services*

# Employee Services

Proposed FY24:

## FY24 Revenue Source

| | |
|---|---|
| **General Fund** | $815,738 |
| **Non Ad Valorem Funds** | |
| Worker's Comp | $5,437,559 |
| Group Insurance Fund | $30,501,767 |
| Risk Mgmt Fund | $844,565 |
| | **$37,599,629** |

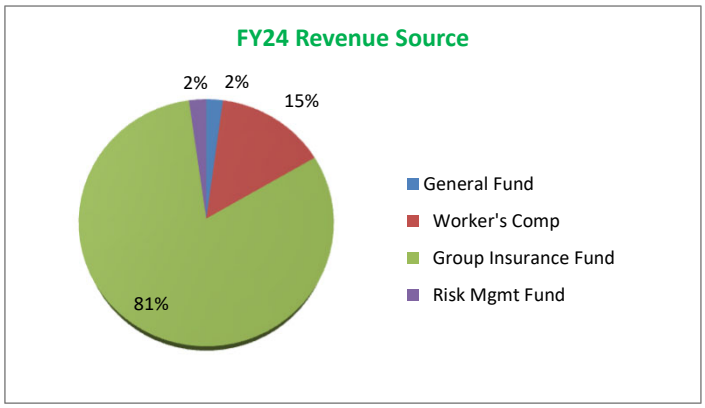


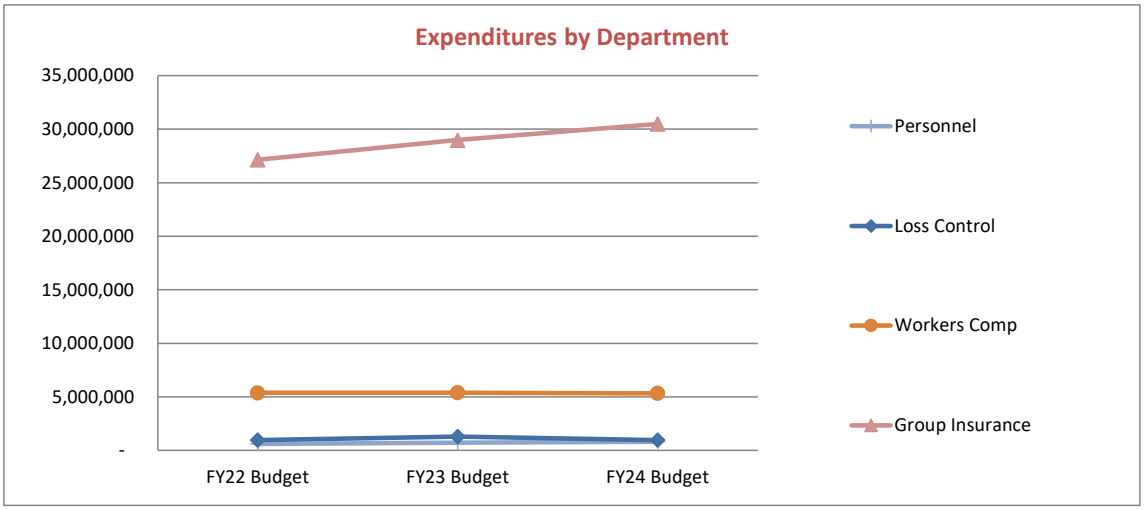


## Expenditures by Department

| | Adopted FY22 Budget | Adopted FY23 Budget | Proposed FY24 Budget | FY24 Change |
|---|---|---|---|---|
| Personnel | 601,624 | 729,443 | 815,738 | 11.8% |
| Loss Control | 979,513 | 1,311,571 | 961,698 | -26.7% |
| Workers Comp | 5,374,814 | 5,390,289 | 5,320,426 | -1.3% |
| Group Insurance | 27,130,973 | 28,980,010 | 30,501,767 | 5.3% |
| Total | 34,086,924 | 36,411,313 | 37,599,629 | 3.3% |

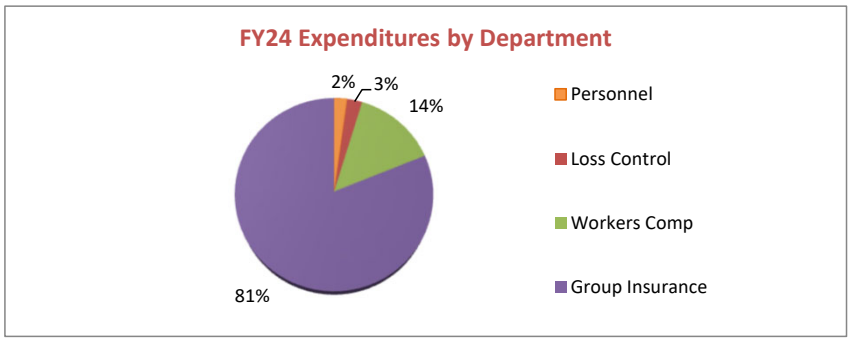

# Employee Services

## Budgetary Cost Summary

| | Adopted FY22 Budget | Adopted FY23 Budget | Proposed FY24 Budget | FY24 % of Total | FY24 Change |
|---|---|---|---|---|---|
| Personnel Expenditures | 1,537,708 | 1,739,897 | 2,168,834 | 5.8% | 24.7% |
| Operating Expenditures | 31,771,216 | 33,890,620 | 35,174,595 | 93.5% | 3.8% |
| Capital Outlay Expenditures | 778,000 | 780,796 | 256,500 | 0.7% | 0.0% |
| Total | 34,086,924 | 36,411,313 | 37,599,929 | 100% | 3.3% |

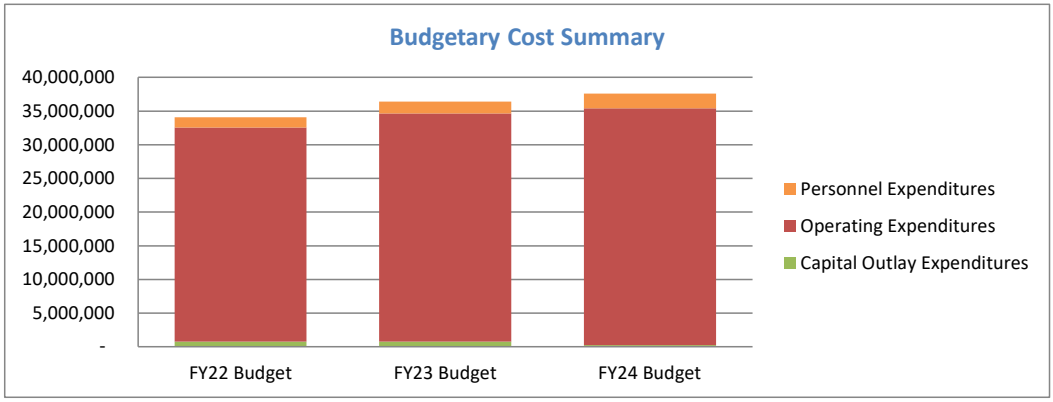


| | Adopted FY22 Budget | Adopted FY23 Budget | Proposed FY24 | FY24 Change |
|---|---|---|---|---|
| FTE History | 11.03 | 11.02 | 12.02 | 1.00 |

| | |
|---|---|
| FY22 Change | - 0.30 FTE: result of FTE splits/reallocations Assistant Cty Admin<br>- 0.15 FTE: result of FTE splits/reallocations Eliminated Executive Administrator |
| FY23 Change | -0.01 FTE: As a result of FTE splits/reallocations |
| FY24 Proposed Change | Added:<br>+1 FTE: System Security Admin reallocated from IT to Employee Svs |

# Employee Services



# Employee Services

## Mission Statement

The Employee Services Department provides information and guidance to BOCC employees, Constitutional Officer employees, retirees, and the public in the areas of Human Resources, Group Insurance Benefits, and Workers' Compensation and Safety.

## Services Provided

The department includes Human Resources, Group Insurance Benefits, and Workers' Compensation and Safety. Responsibilities include:

Human Resources
Administers personnel actions, position recruitment, policies and procedures, and employment law compliance for BOCC employees.

Group Insurance Benefits
Provides and administers health, prescription, dental, vision, and life coverage to more than 2400 BOCC and Constitutional Officer employees, retirees, and dependent spouses and children.
Workers' Compensation and Safety
Administers Workers' Compensation program for more than 1700 employees and volunteers. Provides safety and training programs to all BOCC and Constitutional Officer employees.

## Strategic Goals

Department Goals, Actions and Measures:

• Goal: Administer competitive compensation and benefits programs to attract and retain a qualified and talented workforce.

- Action: Implement Evergreen market compensation and classification study recommendations
- Performance Measure: Implement compensation study recommendations
- Target Metric: Completed or Not Completed

- Action: Provide health plan choices that meet the needs of employees and retirees at different life stages
- Performance Measure: Provide health plan choices
- Target Metric: Completed or Not Completed

• Goal: Provide a safe work environment which contributes to a healthy and ready workforce.

- Action: Providing prompt medical care and appropriate compensation for employees who experience a workplace injury or illness, including a robust return-to-work program.
- Performance Measure: Timing of medical care provided within 24 hours upon report of accident (Immediately for emergency situations).
- Target Metric: 100%

- Performance Measure: Accurate handling of pay post-accident.
- Target Metric: <10 complaints/escalations per year for payment amounts or timing

- Action: Conduct safety instruction to employees throughout the County.
- Performance Measure: 6 safety courses provided throughout the year – at least 2 must be open invitation to all employees (i.e. First Aid/CPR or Active Shooter) and up to 4 can be department specific/targeted.
- Target Metric: Completed or Not Completed

- Action: Conduct prompt incident and accident investigations to prevent recurrence.
- Performance Measure: Accident investigation completed within 14 days, unless specifically extended by Director due to uncontrollable factors (i.e. awaiting physician report).
- Target Metric: 100%

• Goal: Leverage software and technology solutions to improve efficiency in department processes.

- Action: Enhance the online Benefits enrollment platform which eliminates paperwork and data entry.
- Performance Measure: Platform changes are available for open enrollment
- Target Metric: Completed or Not Completed

- Action: Implement a web-based job application process, recruiting system, and applicant tracking module.
- Performance Measure: Web-based Applicant and Recruiting system implemented
- Target Metric: Completed or Not Completed

# Employee Services

| Budgetary Cost Summary | FY 2021 Actual | FY 2022 Actual | FY 2023 Adopted | FY 2023 Amended | FY 2024 Proposed | FY 2024 Change |
|---|---|---|---|---|---|---|
| Personnel Expenditures | 1,595,886 | 1,582,218 | 1,739,897 | 1,739,567 | 2,168,534 | 24.6% |
| Operating Expenditures | 21,473,798 | 23,286,318 | 33,890,620 | 34,209,620 | 35,174,595 | 3.8% |
| Capital Outlay Expenditures | 18,618 | 33,503 | 780,796 | 460,646 | 256,500 | (67.1)% |
| **Total Budget** | **23,088,302** | **24,902,039** | **36,411,313** | **36,409,833** | **37,599,629** | **3.3%** |

| Appropriations by Department | FY 2021 Actual | FY 2022 Actual | FY 2023 Adopted | FY 2023 Amended | FY 2024 Proposed | FY 2024 Change |
|---|---|---|---|---|---|---|
| Employee Services - Group Insurance | 19,985,444 | 20,809,535 | 28,980,010 | 28,980,010 | 30,501,767 | 5% |
| Employee Services - Loss Control | 232,291 | 902,544 | 1,311,571 | 1,310,421 | 961,698 | (27)% |
| Employee Services - Personnel | 562,093 | 621,049 | 729,443 | 729,113 | 815,738 | 12% |
| Employee Services - Worker's Comp | 2,308,473 | 2,568,912 | 5,390,289 | 5,390,289 | 5,320,426 | (1)% |
| **Total Budget** | **23,088,302** | **24,902,039** | **36,411,313** | **36,409,833** | **37,599,629** | **3%** |

| Revenue Sources | FY 2021 Actual | FY 2022 Actual | FY 2023 Adopted | FY 2023 Amended | FY 2024 Proposed | FY 2024 Change |
|---|---|---|---|---|---|---|
| General Fund | 562,093 | 621,049 | 729,443 | 729,113 | 815,738 | 11.8% |
| Worker's Compensation | 2,390,999 | 2,647,959 | 5,488,779 | 5,488,779 | 5,437,559 | (0.9)% |
| Group Insurance Fund | 19,985,444 | 20,809,535 | 28,980,010 | 28,980,010 | 30,501,767 | 5.3% |
| Risk Management Fund | 149,765 | 823,497 | 1,213,081 | 1,211,931 | 844,565 | (30.4)% |
| **Total Revenue** | **23,088,302** | **24,902,039** | **36,411,313** | **36,409,833** | **37,599,629** | **3.3%** |

| Position Summary by Department | FY 2021 Actual | FY 2022 Actual | FY 2023 Adopted | FY 2024 Proposed | FY 2024 Variance |
|---|---|---|---|---|---|
| Employee Services - Loss Control | 2.35 | 1.35 | 1.35 | 2.35 | 1.00 |
| Employee Services - Personnel | 4.23 | 4.98 | 4.97 | 4.97 | - |
| Employee Services - Worker's Comp | 1.38 | 1.28 | 1.28 | 1.28 | - |
| Employee Services - Group Insurance | 3.53 | 3.43 | 3.43 | 3.43 | - |
| **Total Full-Time FTE** | 11.48 | 11.03 | 11.02 | 12.02 | 1.00 |
| **Total FTE** | **11.48** | **11.03** | **11.02** | **12.02** | **1.00** |

# Employee Services

## Employee Services - Loss Control

### Mission Statement

### Description and Services Provided

Provide occupational safety training, inspections and investigations of accidents and analyze trends. Produce and enforce Safety Policies that ensure compliance of the driving policy and provide professional safety consultation to staff including constitutional officers.

MANDATES:
County Code Article XVII Risk Management Program
Section 2-323

### Major Variances

Safety and Security: presenting a flat budget for FY2024

| Budgetary Cost Summary | FY 2021 Actual | FY 2022 Actual | FY 2023 Adopted | FY 2023 Amended | FY 2024 Proposed | FY 2024 Change |
|---|---|---|---|---|---|---|
| Personnel Expenditures | 174,275 | 146,802 | 195,510 | 195,510 | 372,293 | 90.4% |
| Operating Expenditures | 40,898 | 726,446 | 336,765 | 658,265 | 339,405 | 0.8% |
| Capital Outlay Expenditures | 17,118 | 29,296 | 779,296 | 456,646 | 250,000 | (67.9)% |
| **Total Budget** | **232,291** | **902,544** | **1,311,571** | **1,310,421** | **961,698** | **(26.7)%** |

| Revenue Sources | FY 2021 Actual | FY 2022 Actual | FY 2023 Adopted | FY 2023 Amended | FY 2024 Proposed | FY 2024 Change |
|---|---|---|---|---|---|---|
| Worker's Compensation | 82,526 | 79,047 | 98,490 | 98,490 | 117,133 | 18.9% |
| Risk Management Fund | 149,765 | 823,497 | 1,213,081 | 1,211,931 | 844,565 | (30.4)% |
| **Total Revenue** | **232,291** | **902,544** | **1,311,571** | **1,310,421** | **961,698** | **(26.7)%** |

| Position Summary | FY 2021 Actual | FY 2022 Actual | FY 2023 Adopted | FY 2024 Proposed | FY 2024 Variance |
|---|---|---|---|---|---|
| Administrative Support | 1.60 | 0.60 | 0.10 | 1.60 | 1.50 |
| Officials & Administrators | 0.75 | 0.75 | 0.75 | 0.75 | - |
| Professionals | - | - | 0.50 | - | (0.50) |
| **Total Full-Time FTE** | 2.35 | 1.35 | 1.35 | 2.35 | 1.00 |
| **Total FTE** | **2.35** | **1.35** | **1.35** | **2.35** | **1.00** |

# Employee Services

## Employee Services - Personnel

### Description and Services Provided

Apply and carry out personnel policies and regulations as adopted by the Board of County Commissioners for recruiting, hiring, and career advancement of qualified personnel.

MANDATES:
Federal Labor Laws
County Code Article II 2-213 Policies and Procedures Board
69 Career Service
Florida Statute Title X Public Officers, Employees and Records
Title XXXI Labor
Ordinance 007-2013 - Security Sensitive Background Screenings

### Major Variances

Human Resources: presenting a flat budget for FY2024

| Budgetary Cost Summary | FY 2021 Actual | FY 2022 Actual | FY 2023 Adopted | FY 2023 Amended | FY 2024 Proposed | FY 2024 Change |
|---|---|---|---|---|---|---|
| Personnel Expenditures | 514,594 | 556,197 | 590,422 | 590,092 | 665,021 | 12.6% |
| Operating Expenditures | 47,500 | 60,645 | 139,021 | 136,521 | 145,717 | 4.8% |
| Capital Outlay Expenditures | - | 4,207 | - | 2,500 | 5,000 | -% |
| **Total Budget** | **562,093** | **621,049** | **729,443** | **729,113** | **815,738** | **11.8%** |

| Revenue Sources | FY 2021 Actual | FY 2022 Actual | FY 2023 Adopted | FY 2023 Amended | FY 2024 Proposed | FY 2024 Change |
|---|---|---|---|---|---|---|
| General Fund | 562,093 | 621,049 | 729,443 | 729,113 | 815,738 | 11.8% |
| **Total Revenue** | **562,093** | **621,049** | **729,443** | **729,113** | **815,738** | **11.8%** |

| Position Summary | FY 2021 Actual | FY 2022 Actual | FY 2023 Adopted | FY 2024 Proposed | FY 2024 Variance |
|---|---|---|---|---|---|
| Administrative Support | 2.88 | 3.63 | 2.62 | 3.62 | 1.00 |
| Officials & Administrators | 1.35 | 1.35 | 2.35 | 1.35 | (1.00) |
| **Total Full-Time FTE** | 4.23 | 4.98 | 4.97 | 4.97 | - |
| **Total FTE** | **4.23** | **4.98** | **4.97** | **4.97** | **-** |

# Employee Services

## Employee Services - Worker's Comp

### Description and Services Provided

Ensure that any injured worker gets medical treatment and is returned to work at the first available opportunity. Work in tandem with the Loss Control Office to ensure a safe work environment.

MANDATES:
Florida Statute Title XXXI Labor Chapter 440
Title XXXVII Insurance Requirements

### Major Variances

Workers' Compensation: presenting a flat budget for FY2024

| Budgetary Cost Summary | FY 2021 Actual | FY 2022 Actual | FY 2023 Adopted | FY 2023 Amended | FY 2024 Proposed | FY 2024 Change |
|---|---|---|---|---|---|---|
| Personnel Expenditures | 533,403 | 514,419 | 568,858 | 568,858 | 696,917 | 22.5% |
| Operating Expenditures | 1,775,070 | 2,054,493 | 4,821,431 | 4,821,431 | 4,623,509 | (4.1)% |
| **Total Budget** | **2,308,473** | **2,568,912** | **5,390,289** | **5,390,289** | **5,320,426** | **(1.3)%** |

| Revenue Sources | FY 2021 Actual | FY 2022 Actual | FY 2023 Adopted | FY 2023 Amended | FY 2024 Proposed | FY 2024 Change |
|---|---|---|---|---|---|---|
| Worker's Compensation | 2,308,473 | 2,568,912 | 5,390,289 | 5,390,289 | 5,320,426 | (1.3)% |
| **Total Revenue** | **2,308,473** | **2,568,912** | **5,390,289** | **5,390,289** | **5,320,426** | **(1.3)%** |

| Position Summary | FY 2021 Actual | FY 2022 Actual | FY 2023 Adopted | FY 2024 Proposed | FY 2024 Variance |
|---|---|---|---|---|---|
| Administrative Support | 0.75 | 0.65 | 0.15 | 0.65 | 0.50 |
| Officials & Administrators | 0.63 | 0.63 | 0.63 | 0.63 | - |
| Professionals | - | - | 0.50 | - | (0.50) |
| **Total Full-Time FTE** | 1.38 | 1.28 | 1.28 | 1.28 | - |
| **Total FTE** | **1.38** | **1.28** | **1.28** | **1.28** | **-** |

# Employee Services

## Employee Services - Group Insurance

### Description and Services Provided

Provide insurance benefits to active employees, retirees, and their eligible dependents in accordance with BOCC policies.
MANDATES:
County Code Article II Chapter 63 & 76 Group Insurance
Florida Statute Chapter 112 - General Provisions
Title XXXVII Insurance Requirements
Resolution 388-2013 Retirees
339-2017 Rule of 70 Subsidy
081-1998 Domestic Partners
120-2010 AFLAC
049-2017 Wellness
Patient Protection Affordable Care Act (PPACA)
Annual Notices:
*Medicare Part D Drug Plan
*Womens Health and Cancer Rights
*CHIP - State Premium Assistance
*Mental Health Parity Exemption Notice
*HIPPA Election Rights Notice (every 3 years)
IRS Section 6055 & 6056 Reporting

### Major Variances

For FY2024 the budget request is a mostly flat budget with only moderate increases proportional to the unavoidable increased cost of anticipated services, office equipment, and supplies

Group Insurance/Employee Benefits:

502-08001 (Group Insurance Administration):

The proposed FY 2024 budget includes a $2,000 increase for the replacement of one laptop.

502-08002 (Group Insurance Operations):

The proposed FY 2024 budget includes a $113,958 increase for the 2024 renewal of the Minnesota Life Insurance Company

502-08003 (Group Insurance Claims):

The proposed FY 2024 budget includes a $1,014,497 increase for the 2024 forecasted higher claim expenses recommended by the County's benefits actuary, Gallagher Benefits Services, and with the knowledge that a single million dollar claim beyond the forecast is likely in today's medical/pharmacy arena.

502-08004 (Group Insurance Asserted Claims)

The proposed FY 2024 budget includes a $336,201 increase for forecasted higher claim expenses.

| Budgetary Cost Summary | FY 2021 Actual | FY 2022 Actual | FY 2023 Adopted | FY 2023 Amended | FY 2024 Proposed | FY 2024 Change |
|---|---|---|---|---|---|---|
| Personnel Expenditures | 373,613 | 364,800 | 385,107 | 385,107 | 434,303 | 12.8% |
| Operating Expenditures | 19,610,331 | 20,444,734 | 28,593,403 | 28,593,403 | 30,065,964 | 5.2% |
| Capital Outlay Expenditures | 1,500 | - | 1,500 | 1,500 | 1,500 | -% |
| **Total Budget** | **19,985,444** | **20,809,535** | **28,980,010** | **28,980,010** | **30,501,767** | **5.3%** |

| Revenue Sources | FY 2021 Actual | FY 2022 Actual | FY 2023 Adopted | FY 2023 Amended | FY 2024 Proposed | FY 2024 Change |
|---|---|---|---|---|---|---|
| Group Insurance Fund | 19,985,444 | 20,809,535 | 28,980,010 | 28,980,010 | 30,501,767 | 5.3% |
| **Total Revenue** | **19,985,444** | **20,809,535** | **28,980,010** | **28,980,010** | **30,501,767** | **5.3%** |

# Employee Services

| Position Summary | FY 2021 Actual | FY 2022 Actual | FY 2023 Adopted | FY 2024 Proposed | FY 2024 Variance |
|---|---|---|---|---|---|
| Administrative Support | 2.25 | 2.15 | 2.15 | 2.15 | - |
| Officials & Administrators | 1.28 | 1.28 | 1.28 | 1.28 | - |
| **Total Full-Time FTE** | 3.53 | 3.43 | 3.43 | 3.43 | - |
| **Total FTE** | **3.53** | **3.43** | **3.43** | **3.43** | **-** |

# FY24 Proposed Budget

## *Veterans Affairs*

# Veterans Affairs

Proposed FY24:

**FY24 Revenue Source**

| | |
|---|---|
| **General Fund** | $1,051,667 |
| | **$1,051,667** |

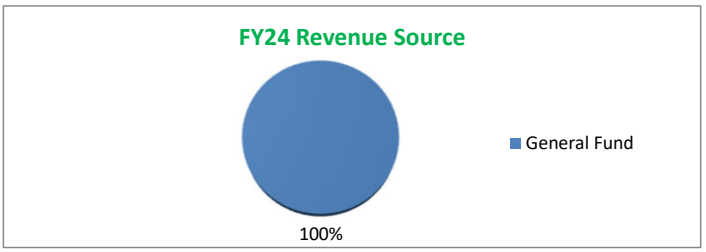


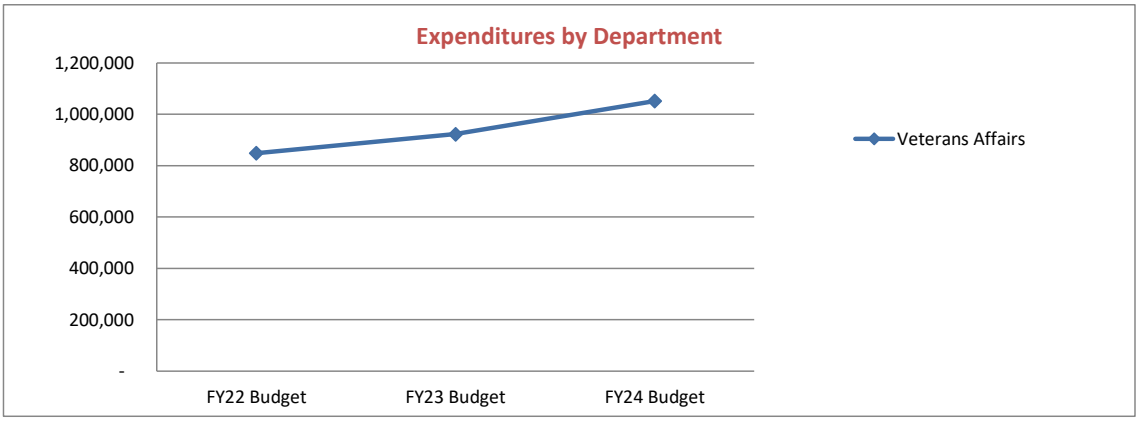


**Expenditures by Department**

| | Adopted FY22 Budget | Adopted FY23 Budget | Proposed FY24 Budget | FY24 Change |
|---|---|---|---|---|
| Veterans Affairs | 849,009 | 922,554 | 1,051,667 | 14.0% |
| Total | 849,009 | 922,554 | 1,051,667 | 14.0% |

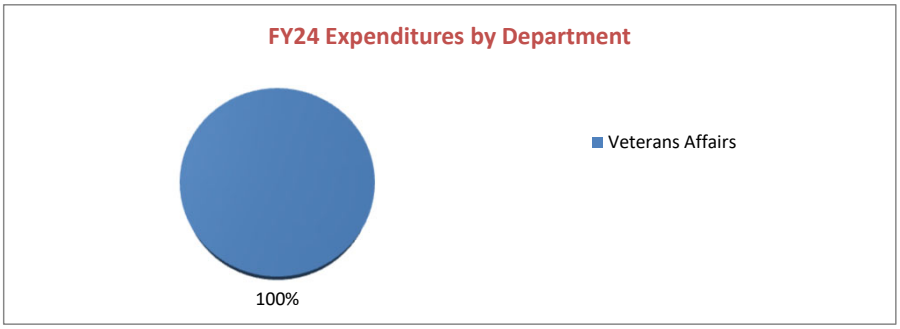

# Veterans Affairs

## Budgetary Cost Summary

| | Adopted FY22 Budget | Adopted FY23 Budget | Proposed FY24 Budget | FY24 % of Total | FY24 Change |
|---|---|---|---|---|---|
| Personnel Expenditures | 769,867 | 856,840 | 932,683 | 88.7% | 8.9% |
| Operating Expenditures | 79,142 | 65,714 | 78,984 | 7.5% | 20.2% |
| Capital Outlay Expenditures | - | - | 40,000 | 3.8% | 0.0% |
| Total | 849,009 | 922,554 | 1,051,667 | 100% | 14.0% |

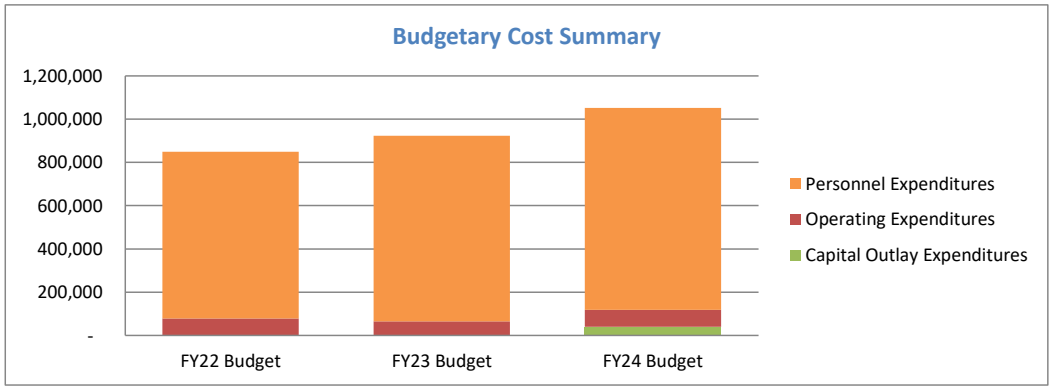


| | Adopted FY22 Budget | Adopted FY23 Budget | Proposed FY24 Budget | FY24 Change |
|---|---|---|---|---|
| FTE History | 8.00 | 8.00 | 8.00 | - |
| FY22 Change | No change | | | |
| FY23 Change | No change | | | |
| FY24 Proposed Changes | No changes | | | |

# Veterans Affairs



# Veterans Affairs

## Mission Statement

The mission of the Veterans Affairs Department is to enhance the quality of life for Veterans, survivors, dependents, and family members by assisting them in the preparation, presentation, and prosecution of claims and appellate representation before the Board of Veterans Appeals for benefits and entitlements from federal, state, and local levels of government while advocating for Veteran's interests in the community.

## Services Provided

The Veterans Affairs Department has eight employees providing in-person and virtual services from its Key Largo, Marathon (Satellite), and Key West offices to approximately 8,000 full-time veterans, 2,500 seasonal veterans, military personnel, their survivors, dependents, and family members in the Florida Keys. Department staff receives training per the Code of Federal Regulations Title 38, Florida Statute 292.11, and the Florida Department of Veterans Affairs. Each year the Veterans Affairs Department has over 18,000 client interactions while providing a wide variety of services including:

Monetary Compensation:
• Service-related disabilities
• Non-service connected pensions
• Burial benefits
• Survivor's benefits
• Educational and vocational rehabilitation benefits
• VA home loan eligibility assistance
• Appeals of any denied benefit

Nonmonetary Benefits:
• Military service medal, decoration, and award issuance or replacement
• Military service records or document requisitions
• VA Healthcare application assistance
• Operate the courtesy Veterans Transportation Program

Documentation assistance in conjunction with the Department of Veterans Affairs for:
• Disabled veterans' license tags
• Property tax exemptions
• Educational benefits
• Commissary Privileges

## Strategic Goals

Monroe County BOCC Strategic Plan Areas of Concern and Priority-related Actions:

Department Goals, Actions, and Measures:

• Goal: Implement professional innovative technological advancements while reducing environmental waste and creating cost savings for the department

- Action: Employ efficient processes to streamline department productivity
- Performance Measure: Reduce in-house workflow steps for veteran benefit management
- Target Metric: 25%

- Action: Utilize innovative technology to reduce printing waste
- Performance Measure: Implement new technology to reduce printing in using applications and hardware
- Target Metric: Completed or not completed

- Action: Establish a paperless process for most client services
- Performance Measure: Paperless processes implemented
- Target Metric: 75%

• Goal: Augment internal department monthly statistical reporting practices for increased efficiency and collaboration

- Action: Consolidate reporting activities to a uniform process utilizing technology
- Performance Measure: Internal reporting activities merged for tracking specialty services and appellate cases
- Target Metric: Completed or not completed

# Veterans Affairs

- Action: Educate staff on proper reporting practices
- Performance Measure: All staff trained in proper departmental reporting
- Target Metric: Completed or not completed

| Budgetary Cost Summary | FY 2021 Actual | FY 2022 Actual | FY 2023 Adopted | FY 2023 Amended | FY 2024 Proposed | FY 2024 Change |
|---|---|---|---|---|---|---|
| Personnel Expenditures | 652,781 | 778,813 | 856,840 | 856,840 | 932,683 | 8.9% |
| Operating Expenditures | 29,680 | 37,866 | 65,714 | 62,886 | 78,984 | 20.2% |
| Capital Outlay Expenditures | 2,200 | 1,599 | - | 2,828 | 40,000 | -% |
| **Total Budget** | **684,661** | **818,278** | **922,554** | **922,554** | **1,051,667** | **14.0%** |

| Appropriations by Department | FY 2021 Actual | FY 2022 Actual | FY 2023 Adopted | FY 2023 Amended | FY 2024 Proposed | FY 2024 Change |
|---|---|---|---|---|---|---|
| Veteran Affairs | 684,661 | 818,278 | 922,554 | 922,554 | 1,051,667 | 14% |
| **Total Budget** | **684,661** | **818,278** | **922,554** | **922,554** | **1,051,667** | **14%** |

| Revenue Sources | FY 2021 Actual | FY 2022 Actual | FY 2023 Adopted | FY 2023 Amended | FY 2024 Proposed | FY 2024 Change |
|---|---|---|---|---|---|---|
| General Fund | 684,661 | 818,278 | 922,554 | 922,554 | 1,051,667 | 14.0% |
| **Total Revenue** | **684,661** | **818,278** | **922,554** | **922,554** | **1,051,667** | **14.0%** |

| Position Summary by Department | FY 2021 Actual | FY 2022 Actual | FY 2023 Adopted | FY 2024 Proposed | FY 2024 Variance |
|---|---|---|---|---|---|
| Veteran Affairs | 8.00 | 8.00 | 8.00 | 8.00 | - |
| **Total Full-Time FTE** | 8.00 | 8.00 | 8.00 | 8.00 | - |
| **Total FTE** | **8.00** | **8.00** | **8.00** | **8.00** | **-** |

# Veterans Affairs

## Veteran Affairs

### Mission Statement

The mission of the Veterans Affairs Department is to enhance the quality of life for veterans, survivors, dependents, and family members by assisting them in the preparation, presentation, and prosecution of claims for benefits and entitlements from federal, state, and local levels of government while advocating for veteran's interests in the community.

### Description and Services Provided

The Veterans Affairs Department has eight employees providing in-person and virtual services from its Key Largo, Marathon (Satellite), and Key West offices to approximately 8,000 full-time veterans, 2,500 seasonal veterans, military personnel, their survivors, dependents, and family members in the Florida Keys. Department staff receives training per the Code of Federal Regulations Title 38, Florida Statute 292.11, and the Florida Department of Veterans Affairs. Each year the Veterans Affairs Department has over 18,000 client interactions while providing a wide variety of services including:

Monetary Compensation

- Service-related disabilities
- Non-service connected pensions
- Burial benefits
- Survivor's benefits
- Educational and vocational rehabilitation benefits
- VA home loan eligibility assistance
- Appeals of any denied benefit

Nonmonetary Benefits

- Military service medal, decoration, and award issuance or replacement
- Military service records or document requisitions
- VA Healthcare application assistance
- Operate the courtesy Veterans Transportation Program

Documentation assistance in conjunction with the Department of Veterans Affairs for:

- Disabled veteran's license tags
- Property tax exemptions
- Educational benefits
- Commissary Privileges

### Major Variances

# Veterans Affairs

The budget request for FY 2024 recommends a budget for approval with an increase of $46,300 as follows:

• Operating expenditures of $4,381 for contractual increases and which maintain current service levels in cost centers 67001 and 67003,
• Personnel expenses of $1919 for a Certification Salary Incentive to 67003, including associated payroll taxes and benefits, and
• Capital outlay expenditures of $40,000 for a second vehicle to support department operations, effectively maintain the strategic plan goal met in FY22 of a satellite office, and reduce travel reimbursement expenses and rental vehicle fees for conferences.

This budget proposal accounts for contractual increases and maintains current service levels, and will support the Veterans Affairs Department's strategic goals.

Annually department staff receives essential training from the Florida County Veterans Service Officers Association (CVSOA), the Florida Department of Veterans Affairs (FDVA) as required IAW FS 292.11, and the National Association of County Veterans Service Officers (NACVSO) to effectively provide veteran client services. This training maintains accreditation from the FDVA and the NACVSO, allowing staff to learn from some of the most experienced Veterans Service Officers (VSOs), attorneys, and veterans law judges on best practices and new legislative changes enhancing services provided to our veteran clients. The department's strategic plan goals for enhanced services for our veteran clients include the additional accreditation of a VSO with the NACVSO, including the proposal of a certification salary incentive for approval resulting in an increase in personnel expenditures in FY24.

The proposed request for a second department vehicle results from the previous expansion of services and increased caseloads to the Key West office. A second vehicle would efficiently support the need to commute to the Marathon satellite office from either Key West or Key Largo and for use during field visits, community engagement functions, and travel to required conferences. In addition, a second vehicle would reduce staff from receiving mileage reimbursement expenses, when applicable.

Cost Center: 67001 Veterans Affairs General

Travel and Per Diem - Increase of $4741
*Increased travel reimbursement rates and conference costs resulted in expense increases in this account.

Phone - Increase of $600
The phone account rise in cost maintains current service levels, as no new services have been added since FY22.

Printing and Binding - Increase of $700
Printing and binding increases are due to inflation and the need for replacement signage at the satellite office.

IT_Operating Supplies - Increase of $3100
The increased caseload has resulted in additional document scanning, resulting in needing to replace the Key West scanner with an updated model to maintain current service levels.

Capital Outlay – Increase of $40,000

Cost Center: 67003 Veterans Affairs Transportation

Salaries and Wages – Increase $1500

FICA/MEDI – Increase $115

Salaries and Wages – Increase $239

Workers' Compensation – Increase $65

Department Strategic Plan Certification Salary Incentive

Phone - Increase of $240
The phone account rise in cost maintains current service levels, as no new services have been added since FY22.

Miscellaneous Expenses - Reduction of $5,000

In FY23, cost center 67003, Veterans Transportation, maintained funding of $10,000 for ambulance services. However, the anticipated needs continue to decrease, resulting in an FY24 budget request for this service being reduced to $5000.

# Veterans Affairs

| Budgetary Cost Summary | FY 2021 Actual | FY 2022 Actual | FY 2023 Adopted | FY 2023 Amended | FY 2024 Proposed | FY 2024 Change |
|---|---|---|---|---|---|---|
| Personnel Expenditures | 652,781 | 778,813 | 856,840 | 856,840 | 932,683 | 8.9% |
| Operating Expenditures | 29,680 | 37,866 | 65,714 | 62,886 | 78,984 | 20.2% |
| Capital Outlay Expenditures | 2,200 | 1,599 | - | 2,828 | 40,000 | -% |
| **Total Budget** | **684,661** | **818,278** | **922,554** | **922,554** | **1,051,667** | **14.0%** |

| Revenue Sources | FY 2021 Actual | FY 2022 Actual | FY 2023 Adopted | FY 2023 Amended | FY 2024 Proposed | FY 2024 Change |
|---|---|---|---|---|---|---|
| General Fund | 684,661 | 818,278 | 922,554 | 922,554 | 1,051,667 | 14.0% |
| **Total Revenue** | **684,661** | **818,278** | **922,554** | **922,554** | **1,051,667** | **14.0%** |

| Position Summary | FY 2021 Actual | FY 2022 Actual | FY 2023 Adopted | FY 2024 Proposed | FY 2024 Variance |
|---|---|---|---|---|---|
| Administrative Support | 2.00 | 2.00 | 2.00 | 4.00 | 2.00 |
| Officials & Administrators | 2.00 | 2.00 | 2.00 | 2.00 | - |
| Technicians | 2.00 | 2.00 | 2.00 | 1.00 | (1.00) |
| Professionals | 2.00 | 2.00 | 2.00 | 1.00 | (1.00) |
| **Total Full-Time FTE** | 8.00 | 8.00 | 8.00 | 8.00 | - |
| **Total FTE** | **8.00** | **8.00** | **8.00** | **8.00** | **-** |

# FY24 Proposed Budget

## *Airports*

# Airport Services

Proposed FY24:

## FY24 Revenue Source

**Non Ad Valorem Funds**

| | |
|---|---|
| Marathon Airport | $2,401,631 |
| Key West Int'l Airport | $19,498,815 |
| Key West AIP Series 2006 Bond | $37,492,840 |
| PFC & Oper Restrictions | $1,500,000 |
| | **$60,893,286** |

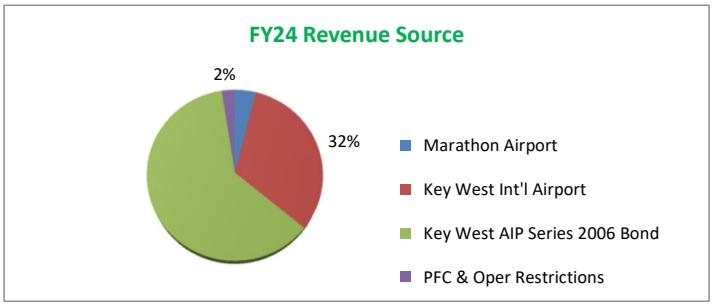


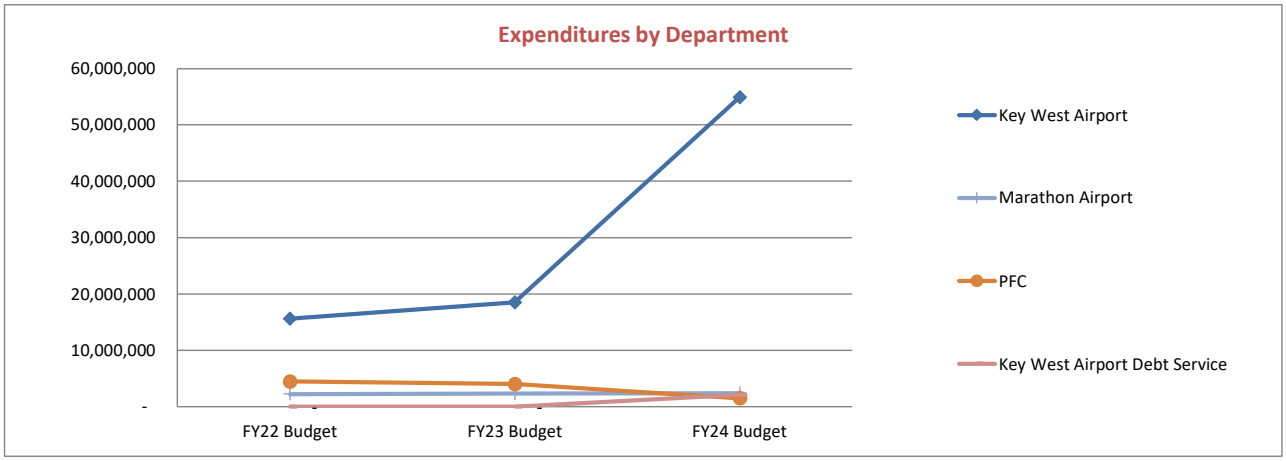


## Expenditures by Department

| | Adopted FY22 Budget | Adopted FY23 Budget | Proposed FY24 Budget | FY24 Change |
|---|---|---|---|---|
| Key West Airport | 15,628,223 | 18,498,018 | 54,900,555 | 196.8% |
| Marathon Airport | 2,247,379 | 2,308,921 | 2,401,631 | 4.0% |
| PFC | 4,500,000 | 4,020,000 | 1,500,000 | -62.7% |
| Key West Airport Debt Service | - | - | 2,091,100 | 0.0% |
| Total | 22,375,602 | 24,826,939 | 60,893,286 | 145.3% |

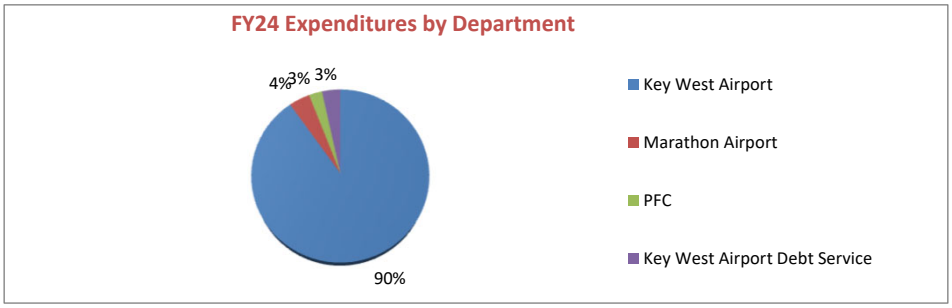

# Airport Services

## Budgetary Cost Summary

| | Adopted FY22 Budget | Adopted FY23 Budget | Proposed FY24 Budget | FY24 % of Total | FY24 Change |
|---|---|---|---|---|---|
| Personnel Expenditures | 2,665,284 | 3,345,449 | 3,669,937 | 6.0% | 9.7% |
| Operating Expenditures | 7,110,318 | 7,462,490 | 45,778,349 | 75.2% | 513.4% |
| Capital Outlay Expenditures | 12,600,000 | 14,019,000 | 11,445,000 | 18.8% | -18.4% |
| Total | 22,375,602 | 24,826,939 | 60,893,286 | 100% | 145.3% |

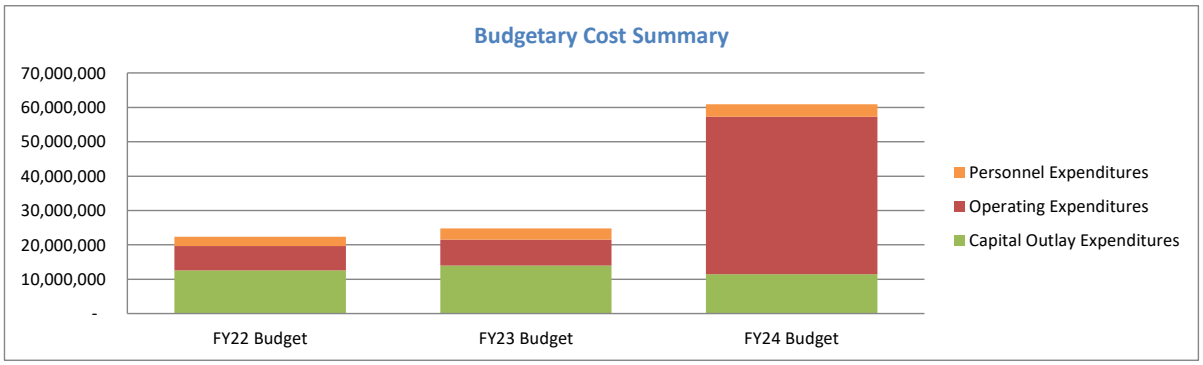


| | Adopted FY22 Budget | Adopted FY23 Budget | Proposed FY24 Budget | FY24 Change |
|---|---|---|---|---|
| FTE History | 21.00 | 24.00 | 24.00 | - |

| | |
|---|---|
| FY22 Change | + 0.25 FTE: result of FTE split/reallocation - County Attorney<br>+ 1 FTE: Manager - Airport Facility Systems 3.17.21 BOCC |
| FY23 Change | + 1 FTE: Executive Assistant 2.16.22 BOCC<br>+ 1 FTE: Assistant Coordinator - Airport Maintenance 4.20.22 BOCC<br>+ 1 FTE: Assistant Manager - Airport Operations & Security 10.20.21 BOCC |
| FY24 Proposed Changes | No changes |

# Airport Services

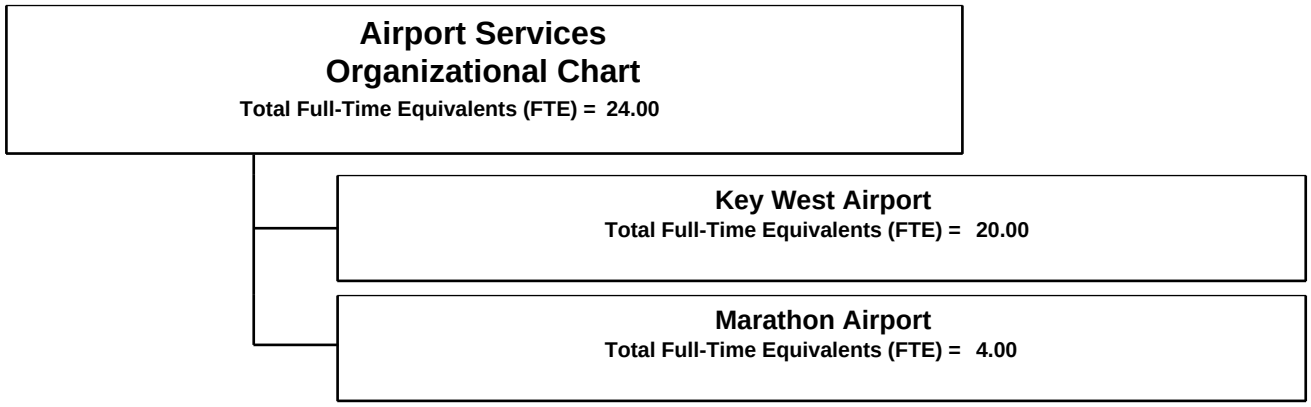

# Airport Services

## Mission Statement

The mission of the Airports is to provide and maintain world-class facilities for tourism and business passengers.

## Services Provided

The Airport Department provides and maintains facilities for both Commercial Airlines and General Aviation activities at the Key West International Airport and the Florida Keys Marathon International Airport. The Department is responsible for day-to-day operations of the airports including administrative services, building and field maintenance, security and emergency response. Both airports are Federal Aviation Administration Part 139 certified and are staffed and maintained to that standard. Commercial Air Service in Key West and General Aviation activity in Marathon are vital to the economic wellbeing of both communities. More than 600 people are employed by agencies and businesses that serve the airports.

## Strategic Goals

Monroe County BOCC Strategic Plan Areas of Concern and Priority related Actions:

• Economy: Infrastructure- Quality of the Keys Experience- Upkeep of our attractions including Environment, Historical Sites and Beautification

- Action: The Department of Airports will begin critically necessary capital projects to better serve our passengers.
- Performance Measure: Begin critical capital projects Target Metric: 85% started

• Economy: Infrastructure- Tourism Transportation- Alternative Solutions

- Action: The Department of Airports will increase the total number of available airline seats
- Performance Measure: Increase in available airline seats Target Metric: By 10%

- Action: The Department of Airports will increase total number of destinations served.
- Performance Measure: Increase in destinations served Target Metric: 1 new destination

Department Goals, Actions and Measures:

• Goal: Increase total airline seats in the Key West International Airport market place.

- Action: Meet with airlines and promote air service development. Performance Measure: Meet with Airlines
- Target Metric: 5

• Goal: Complete critically necessary capital projects at Key West International Airport.

- Action: Coordinate with the FAA, FDOT, Airport Engineers and Financial Consults to fund and execute capital projects.
- Performance Measure: FAA Approval of funding for capital project program Target Metric: Fund 70%

• Goal: Develop vacant parcels of land at Marathon International Airport in a responsible manner.

- Action: Develop and Issue request for proposals
- Performance Measure: RFPs issued for vacant parcels of land at Marathon International Airport
- Target Metric: Complete or Not Complete

| Budgetary Cost Summary | FY 2021 Actual | FY 2022 Actual | FY 2023 Adopted | FY 2023 Amended | FY 2024 Proposed | FY 2024 Change |
|---|---|---|---|---|---|---|
| Personnel Expenditures | 3,851,714 | 2,960,439 | 3,345,449 | 3,751,609 | 3,669,937 | 9.7% |
| Operating Expenditures | 11,177,071 | 31,340,380 | 7,462,490 | 140,504,875 | 45,778,349 | 513.4% |
| Capital Outlay Expenditures | 20,673,589 | 552,708 | 14,019,000 | 8,319,733 | 11,445,000 | (18.4)% |
| **Total Budget** | **35,702,373** | **34,853,526** | **24,826,939** | **152,576,216** | **60,893,286** | **145.3%** |

# Airport Services

| Appropriations by Department | FY 2021 Actual | FY 2022 Actual | FY 2023 Adopted | FY 2023 Amended | FY 2024 Proposed | FY 2024 Change |
|---|---|---|---|---|---|---|
| Key West Airport | 24,065,346 | 24,969,352 | 18,498,018 | 107,454,146 | 54,900,555 | 197% |
| Key West Airport Debt Service - Interest & Other Debt Costs | - | 755,381 | - | 1,155,488 | 2,091,100 | -% |
| Marathon Airport | 6,335,810 | 5,446,631 | 2,308,921 | 41,441,317 | 2,401,631 | 4% |
| PFC | 5,301,217 | 3,682,162 | 4,020,000 | 2,525,265 | 1,500,000 | (63)% |
| **Total Budget** | **35,702,373** | **34,853,526** | **24,826,939** | **152,576,216** | **60,893,286** | **145%** |

| Revenue Sources | FY 2021 Actual | FY 2022 Actual | FY 2023 Adopted | FY 2023 Amended | FY 2024 Proposed | FY 2024 Change |
|---|---|---|---|---|---|---|
| Debt Service Fund | - | 24,776 | - | - | - | -% |
| Marathon Airport | 6,335,810 | 5,446,631 | 2,308,921 | 41,031,317 | 2,401,631 | 4.0% |
| Key West Intl Airport | 24,065,346 | 24,944,576 | 18,498,018 | 65,706,452 | 19,498,815 | 5.4% |
| Key West AIP Series 2006 Bonds | - | 755,381 | - | 42,903,182 | 37,492,840 | -% |
| PFC & Oper Restrictions | 5,301,217 | 3,682,162 | 4,020,000 | 2,935,265 | 1,500,000 | (62.7)% |
| **Total Revenue** | **35,702,373** | **34,853,526** | **24,826,939** | **152,576,216** | **60,893,286** | **145.3%** |

| Position Summary by Department | FY 2021 Actual | FY 2022 Actual | FY 2023 Adopted | FY 2024 Proposed | FY 2024 Variance |
|---|---|---|---|---|---|
| Key West Airport | 15.75 | 17.00 | 20.00 | 20.00 | - |
| Marathon Airport | 4.00 | 4.00 | 4.00 | 4.00 | - |
| **Total Full-Time FTE** | 19.75 | 21.00 | 24.00 | 24.00 | - |
| **Total FTE** | **19.75** | **21.00** | **24.00** | **24.00** | **-** |

# Airport Services
## Key West Airport

### Major Variances

Key West International Airport:

The proposed budget is up $36.2M over FY2023 primarily due to the re-opening of Fund 405 for the General Airport Revenue Bonds for the Concourse A Terminal and Improvements Program.

• Bond Fund 405 includes $25M for construction, $4.3M for professional services for construction administration {CA) and resident project representative (RPR) services, $6.IM for Concourse A Apron work, $2,191,100 for Debt Service Interest and $2,864,750 in required reserves.

• Personnel expenditures include proposed COLA/Merit but no new positions.

• Proposed Operating Expenditures include an additional $130,200 in contractual services to cover CPI/budget adjustments for the janitorial services and parking management contracts, as well as the landscaping contract (new bids due 6/22/23). Also includes an additional $122,500 for Risk Management Charges, approximately $275,000 for the increased cost of utilities, and an additional $170k for the MCSO LEO Security contract pending receipt of the Sheriff's Airport budget on or about June 1.

• Overall Capital Outlay budget is down $54,000 from FY23, but includes:

• Grant Match for the following projects:
1. $2.lM for Airfield Improvements {Taxiway A, Commercial Apron and Runway 9/27 repairs);
2. $1.2M for Essential Airport equipment (Airport & ARFF vehicles, ARFF Fire Truck replacement, and Baggage System);
3. $875k for Planning Studies;
4. $727k for West Apron Overflow Parking Ramp;
5. $700k for Customs Rehab. Phase 38;
6. $375k for Terminal Improvements (elevated electrical vault);
7. $250k for Noise Improvement Program;
8. $200k for Building & Security Improvements (utility relocation design and salt pond security fencing design); and
9. $175k SAFE grants for security fence & lighting upgrades.

• Capital Outlay accounts also include:
1. $750k for unanticipated major repairs;
2. $700k for match for unanticipated FDOT grants;
3. $475k to update runway lighting and generator; and
4. $85k to replace two of the oldest Airport pickup trucks.

| Budgetary Cost Summary | FY 2021 Actual | FY 2022 Actual | FY 2023 Adopted | FY 2023 Amended | FY 2024 Proposed | FY 2024 Change |
|---|---|---|---|---|---|---|
| Personnel Expenditures | 3,464,667 | 2,540,341 | 2,870,271 | 2,870,271 | 3,164,701 | 10.3% |
| Operating Expenditures | 7,201,811 | 22,113,756 | 6,513,747 | 97,894,851 | 42,675,854 | 555.2% |
| Capital Outlay Expenditures | 13,398,868 | 315,254 | 9,114,000 | 6,689,025 | 9,060,000 | (0.6)% |
| **Total Budget** | **24,065,346** | **24,969,352** | **18,498,018** | **107,454,146** | **54,900,555** | **196.8%** |

| Revenue Sources | FY 2021 Actual | FY 2022 Actual | FY 2023 Adopted | FY 2023 Amended | FY 2024 Proposed | FY 2024 Change |
|---|---|---|---|---|---|---|
| Debt Service Fund | - | 24,776 | - | - | - | -% |
| Key West Intl Airport | 24,065,346 | 24,944,576 | 18,498,018 | 65,706,452 | 19,498,815 | 5.4% |
| Key West AIP Series 2006 Bonds | - | - | - | 41,747,694 | 35,401,740 | -% |
| **Total Revenue** | **24,065,346** | **24,969,352** | **18,498,018** | **107,454,146** | **54,900,555** | **196.8%** |

# Airport Services

| Position Summary | FY 2021 Actual | FY 2022 Actual | FY 2023 Adopted | FY 2024 Proposed | FY 2024 Variance |
|---|---|---|---|---|---|
| Administrative Support | 3.00 | 3.00 | 4.00 | 5.00 | 1.00 |
| Officials & Administrators | 6.75 | 7.00 | 7.00 | 6.00 | (1.00) |
| Skilled Craft Workers | 5.00 | 6.00 | 8.00 | 8.00 | - |
| Professionals | 1.00 | 1.00 | 1.00 | 1.00 | - |
| **Total Full-Time FTE** | 15.75 | 17.00 | 20.00 | 20.00 | - |
| **Total FTE** | **15.75** | **17.00** | **20.00** | **20.00** | **-** |

# Airport Services
## Marathon Airport

### Major Variances

Florida Keys Marathon International Airport:

The overall budget is relatively flat over FY2023 but includes proposed COLA/Merit and a small increase for utilities.

• Personnel expenditures up approximately $34k for proposed COLA/Merit.

• Operating budget includes an additional $17k for utilities and an additional $45,334 in Risk Management charges.

• Capital Outlay has no increase over FY2023 but includes grant rollovers and new grant match.

Capital Outlay for grant match includes the following projects:

1) $370k for ASOS relocation and drainage well cleaning;
2) $165k for new chiller and engineering drawings for hurricane impact windows & doors;
3) $70k for Planning Studies;
4) $60k for RW 7 /25 Tree Clearing & Mitigation;
5) $47k for Essential Airport equipment;

Capital Outlay account also includes the following proposed capital equipment:

1) $100,000 for unanticipated FDOT grant match;
2) $50,000 for unanticipated major repairs; and
3) $20,000 for one new pickup truck.
* Note: It is anticipated that Monroe County Emergency Management will begin paying land rent to MTH in the amount of $303,176/yr. beginning FY2024, which will be used as grant match for the upcoming Runway construction project.

| Budgetary Cost Summary | FY 2021 Actual | FY 2022 Actual | FY 2023 Adopted | FY 2023 Amended | FY 2024 Proposed | FY 2024 Change |
|---|---|---|---|---|---|---|
| Personnel Expenditures | 387,048 | 420,098 | 475,178 | 881,338 | 505,236 | 6.3% |
| Operating Expenditures | 3,749,853 | 4,789,080 | 948,743 | 39,949,271 | 1,011,395 | 6.6% |
| Capital Outlay Expenditures | 2,198,910 | 237,453 | 885,000 | 610,708 | 885,000 | -% |
| **Total Budget** | **6,335,810** | **5,446,631** | **2,308,921** | **41,441,317** | **2,401,631** | **4.0%** |

| Revenue Sources | FY 2021 Actual | FY 2022 Actual | FY 2023 Adopted | FY 2023 Amended | FY 2024 Proposed | FY 2024 Change |
|---|---|---|---|---|---|---|
| Marathon Airport | 6,335,810 | 5,446,631 | 2,308,921 | 41,031,317 | 2,401,631 | 4.0% |
| PFC & Oper Restrictions | - | - | - | 410,000 | - | -% |
| **Total Revenue** | **6,335,810** | **5,446,631** | **2,308,921** | **41,441,317** | **2,401,631** | **4.0%** |

| Position Summary | FY 2021 Actual | FY 2022 Actual | FY 2023 Adopted | FY 2024 Proposed | FY 2024 Variance |
|---|---|---|---|---|---|
| Officials & Administrators | 2.00 | 2.00 | 2.00 | 2.00 | - |
| Skilled Craft Workers | 2.00 | 2.00 | 2.00 | 2.00 | - |
| **Total Full-Time FTE** | 4.00 | 4.00 | 4.00 | 4.00 | - |
| **Total FTE** | **4.00** | **4.00** | **4.00** | **4.00** | **-** |

# Airport Services

## PFC

### Description and Services Provided

The Passenger Facility Charge (PFC) Program allows the collection of PFC fees for every boarded passenger at commercial airports controlled by public agencies. Airports use these fees to fund FAA-approved projects/grants that enhance safety, security, or capacity; reduce noise; or increase air carrier competition. Some of our Grant projects have included Runway Safety, Noise Improvement, Drainage Rehab and Underground Utilities Master Plan.

### Major Variances

Passenger Facility Charge (PFC) program:

Overall decrease of $2.5M from FY23 due to the completion of various PFC projects in PFC Applications #18 and #19. The PFC projects for FY24 include:

1) $630k for Customs Phase 3B;
2) $300k for the FBO Fuel Farm Access Road; and
3) $200k to Replace Airport Beacon.

| Budgetary Cost Summary | FY 2021 Actual | FY 2022 Actual | FY 2023 Adopted | FY 2023 Amended | FY 2024 Proposed | FY 2024 Change |
|---|---|---|---|---|---|---|
| Operating Expenditures | 225,406 | 3,682,162 | - | 1,505,265 | - | -% |
| Capital Outlay Expenditures | 5,075,811 | - | 4,020,000 | 1,020,000 | 1,500,000 | (62.7)% |
| **Total Budget** | **5,301,217** | **3,682,162** | **4,020,000** | **2,525,265** | **1,500,000** | **(62.7)%** |

| Revenue Sources | FY 2021 Actual | FY 2022 Actual | FY 2023 Adopted | FY 2023 Amended | FY 2024 Proposed | FY 2024 Change |
|---|---|---|---|---|---|---|
| PFC & Oper Restrictions | 5,301,217 | 3,682,162 | 4,020,000 | 2,525,265 | 1,500,000 | (62.7)% |
| **Total Revenue** | **5,301,217** | **3,682,162** | **4,020,000** | **2,525,265** | **1,500,000** | **(62.7)%** |

# Airport Services

## Key West Airport Debt Service - Interest & Other Debt Costs

| Budgetary Cost Summary | FY 2021 Actual | FY 2022 Actual | FY 2023 Adopted | FY 2023 Amended | FY 2024 Proposed | FY 2024 Change |
|---|---|---|---|---|---|---|
| Operating Expenditures | - | 755,381 | - | 1,155,488 | 2,091,100 | -% |
| **Total Budget** | **-** | **755,381** | **-** | **1,155,488** | **2,091,100** | **-%** |

| Revenue Sources | FY 2021 Actual | FY 2022 Actual | FY 2023 Adopted | FY 2023 Amended | FY 2024 Proposed | FY 2024 Change |
|---|---|---|---|---|---|---|
| Key West AIP Series 2006 Bonds | - | 755,381 | - | 1,155,488 | 2,091,100 | -% |
| **Total Revenue** | **-** | **755,381** | **-** | **1,155,488** | **2,091,100** | **-%** |

# FY24 Proposed Budget

## *Emergency Services*

# Emergency Services

Proposed FY24:

## FY24 Revenue Source

| | |
|---|---|
| **General Fund** | $1,057,372 |
| **Other Ad Valorem Funds** | |
| Fire & Ambulance L&M Key | $14,926,244 |
| **Non Ad Valorem Funds** | |
| Fire & EMS LOSAP Trust Fund | $48,000 |
| MSTD - Plan/Bldg/Code/Fire Mar | $2,865,353 |
| Miscellaneous Special Revenue | $5,000 |
| Key West Intl Airport | $2,300,629 |
| Fine & Forfeiture Fund | $10,439,793 |
| **Capital Funds** | |
| Impact Fees Fund: Fire & EMS | $191,739 |
| | **$31,834,130** |

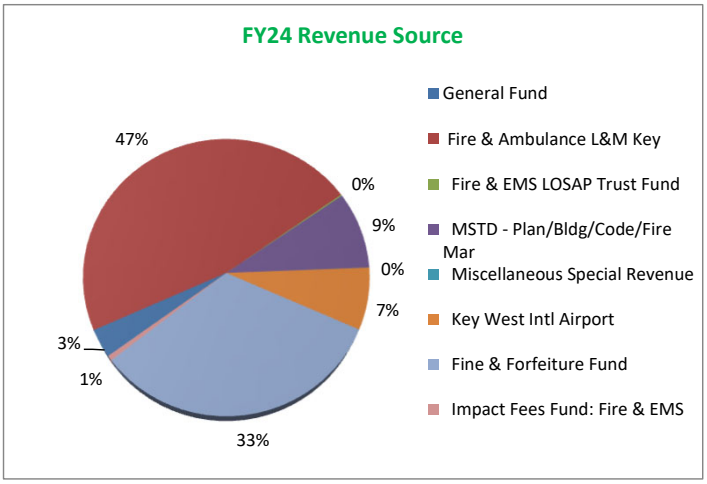


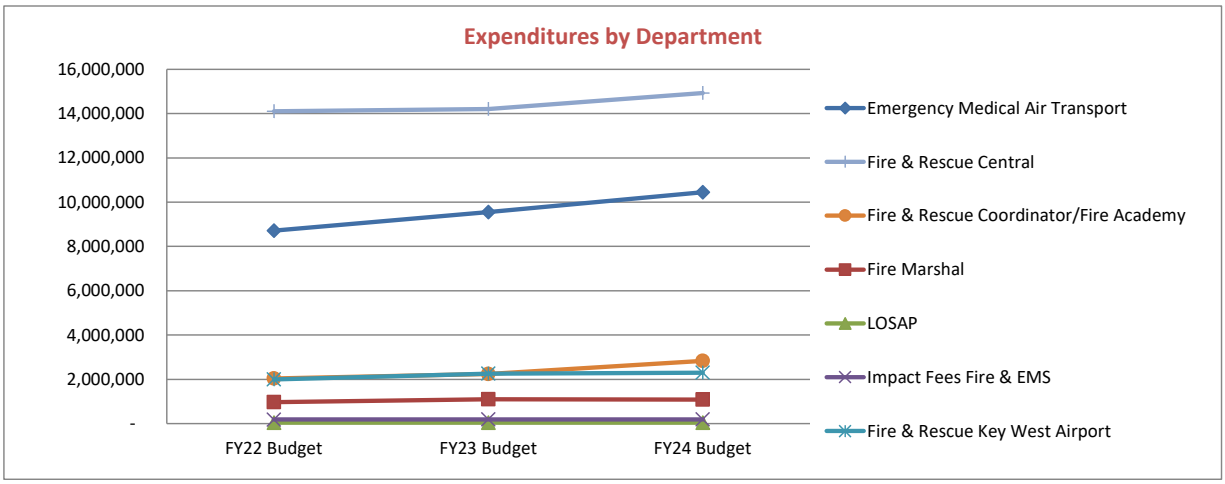


## Expenditures by Department

| | Adopted FY22 Budget | Adopted FY23 Budget | Proposed FY24 Budget | FY24 Change |
|---|---|---|---|---|
| Emergency Medical Air Transport | 8,713,533 | 9,548,281 | 10,439,793 | 9.3% |
| Fire & Rescue Central | 14,102,449 | 14,201,648 | 14,926,244 | 5.1% |
| Fire & Rescue Coordinator/Fire Academy | 2,045,622 | 2,238,613 | 2,835,931 | 26.7% |
| Fire & Rescue Key West Airport | 1,989,505 | 2,257,899 | 2,300,629 | 1.9% |
| Fire Marshal | 969,509 | 1,093,574 | 1,091,794 | -0.2% |
| Impact Fees Fire & EMS | 183,382 | 190,478 | 191,739 | 0.7% |
| LOSAP | 48,000 | 48,000 | 48,000 | 0.0% |
| Total | 28,052,000 | 29,578,493 | 31,834,130 | 7.6% |

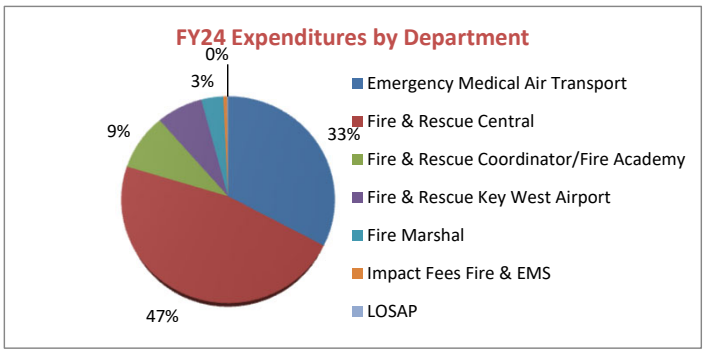

# Emergency Services

## Budgetary Cost Summary

| | Adopted FY22 Budget | Adopted FY23 Budget | Proposed FY24 Budget | FY24 % of Total | FY24 Change |
|---|---|---|---|---|---|
| Personnel Expenditures | 18,061,993 | 19,316,453 | 20,378,656 | 64.0% | 5.5% |
| Operating Expenditures | 8,459,585 | 9,674,940 | 10,599,464 | 33.3% | 9.6% |
| Capital Outlay Expenditures | 1,530,422 | 587,100 | 856,010 | 2.7% | 45.8% |
| Total | 28,052,000 | 29,578,493 | 31,834,130 | 100% | 7.6% |

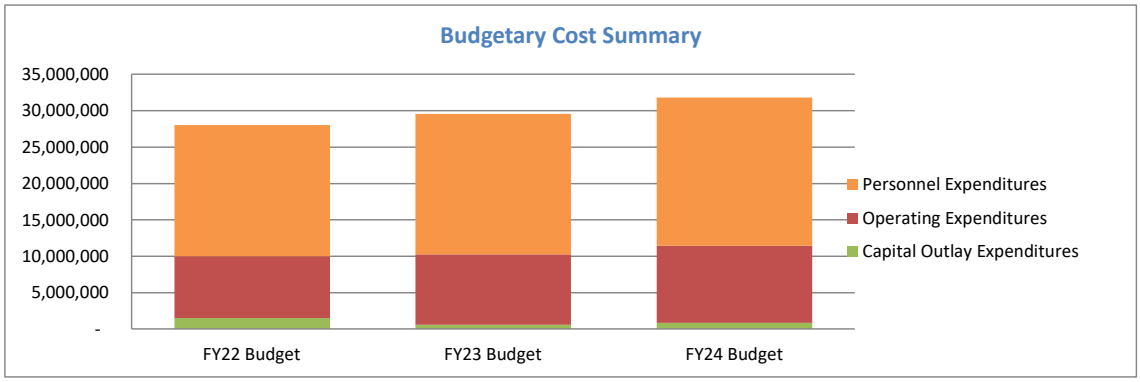


| | Adopted FY22 Budget | Adopted FY23 Budget | Proposed FY24 Budget | FY24 Change |
|---|---|---|---|---|
| FTE History | 152.02 | 152.00 | 154.02 | 2.02 |

| | |
|---|---|
| FY22 Change | + 1 FTE: Fire Rescue Fleet Mechanic |
| FY23 Change | -0.02 FTE: As a result of FTE splits/reallocations |
| FY24 Proposed Changes | |

# Emergency Services

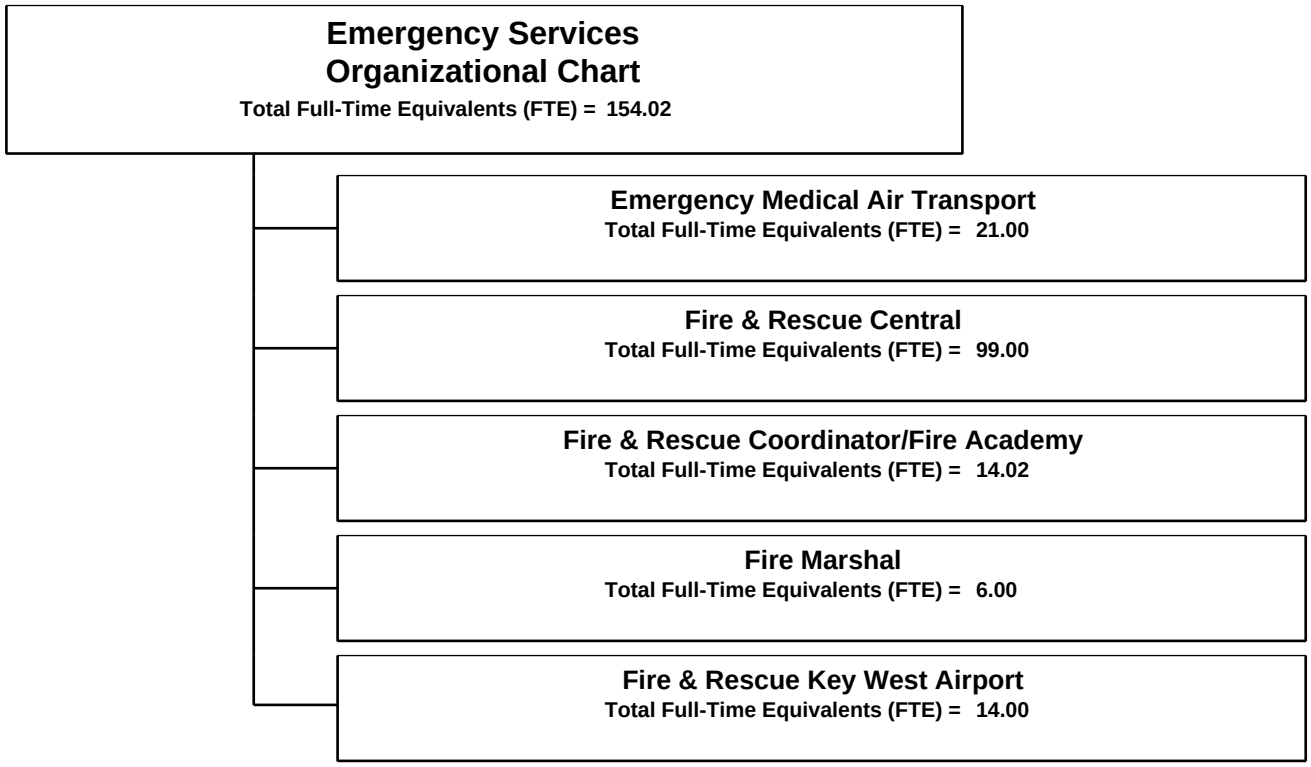

# Emergency Services

## Mission Statement

Emergency Services is committed to serving our community with the highest level of life and property protection to meet the needs of our residents and visitors in the Florida Keys.

## Services Provided

The Emergency Services Department plans for, responds to and mitigates the effects of most any emergency situation, including natural and man-made events. These responsibilities include:

• Fire suppression and Aircraft Emergency Response (ARFF);
• Advanced emergency medical response and transportation (air and ground);
• Fire prevention and safety education;
• Fire Investigation for Cause & Origin;
• Hurricane preparedness;
• Countywide firefighting and EMS training.

## Strategic Goals

Department Goals, Actions and Measures:

Emergency Services

• Goal: Improve infrastructure for the delivery of Fire/EMS services to the Layton/Long Key and Sugarloaf communities.

- Action: Resubmit funding request for construction of new Sugarloaf and Layton Fire Stations.
- Performance Measure: Successful submission of funding requests for construction of new fire stations on Sugarloaf (Station 10) and Layton (Station 18.)
- Target Metric: Completed or Not Completed; Not Funded

• Goal: Reduce employee turnover by 20% and increase percentage of MCFR firefighters that reside in Monroe County.

- Action: Continue to offer “local’s tuition fee waiver” to qualified local residents to attend MCFR Training Academy and utilize our fire training staff officers to provide coordination and instruction of fire minimum standards training program.
- Performance Measure: Continue local’s tuition fee waiver program
- Target Metric: Completed or Not Completed; Completed - "Hot Shot" Program in place and progressing; 26 MCFR firefighters hired to date

• Goal: Improve the quality of fire and emergency medical services provided

- Action: Implement advanced training and stringent quality assurance standards;
- Performance Measure 1: Increase the percentage of state certified pump operators among field personnel.
- Target Metric 1: to 35%; 30% (34 out of 115); 34 POS Out of 40 limited positions by CBA
- Performance Measure 2: Implement an in-house EMS QA program included within the scope of services in the Medical Director’s contract.
- Target Metric 2: Completed or Not Completed; Completed
- Action: Increasing commitment to public safety and saving lives by increasing the number of county employees trained in CPR, AED and First-Aid.
- Performance Measure: Successfully train additional County employees in AED use, CPR, and basic first-aid.
- Target Metric: A minimum of 30; 14 trained in AED, CPR and basic first-aid; 150 county residents trained in Fire Extinguisher usage and Exit Drills in the Home

• Goal: Increase Promotion of Fire Safety and Prevention throughout Monroe County by:

- Action: Provide grade specific fire safety and prevention strategies utilizing approved School District objectives.
- Performance Measure: Deliver grade specific fire safety and prevention education to school aged children in Monroe County schools.
- Target Metric: A minimum of 500; Completed educational outreach to daycares and grade schools for fire safety and NFPA’s “Serving Up Fire Safety in the Kitchen.”; Reached over 500 daycare/school age children

- Action: Reduce the number of preventable fire hazards through comprehensive pre- incident planning
- Performance Measure: Complete in-service company pre-incident plans on at least 400 commercial businesses.
- Target Metric: A minimum of 400 in-service company pre incident plans performed. Implemented new Fire Inspection software from ESO Solutions, Inc. and combined existing Pre-Incident Planning with new model; Over 540 Company Pre-Incident Plans completed; Establishing new mapping of all commercial structures

- Action: Ensure that all pre-incident plans and inspections are entered into the fire reporting software
- Performance Measure: Entry of all pre-incident plans and inspections for commercial businesses into reporting software

## Emergency Services

- Target Metric: Completed or Not Completed; Not Completed; The identification and location of all commercial properties has not been completed; Utilizing crew/DFM's to assist in the actual population of properties/ongoing

- Action: Improve availability of water sources by increasing installation of additional fire hydrants (funding will be requested)
- Performance Measure: Install additional fire hydrants in Monroe County Fire Rescue response areas
- Target Metric: A minimum of 10; Installation of new development/renovation commercial properties has exceeded the installation of 10 hydrants; No additional hydrants outside that scope have been installed; Current year not funded.

In Support of the 2020 BOCC Strategic Plan our Dept. (Unit) seeks to add the following services/programs/projects in FY22:

1) Name of Project: Request funding for new fire stations at Sugarloaf (Station 10) and Layton (Station 18)
a) Brief Description: Submit capital improvement funding request for construction of new fire stations at Sugarloaf (Station 10) and Layton (Station 18)
b) Budget Enhancement Amount: $9.4 million ($4.7 million for each station)
c) BOCC Strategic Priority this aligns with: Section 1. B. iv. Address Infrastructure concerns related to Climate Change and future storm resiliency
d) Management Priority this aligns with: N/A
e) Department Goal: Improve infrastructure for the delivery of Fire/EMS services to the Layton/Long Key and Sugarloaf communities

2) Name of Program: MCFR "Hotshots" Local Tuition Fee Waiver Fire Academy Program
a) Brief Description: Continue to offer "local's tuition fee waiver" to qualified local residents to attend MCFR Training Academy and utilize our fire training staff officers to provide coordination and instruction of a firefighter minimum standards training program
b) Budget Enhancement Amount: N/A – utilize existing resources budgeted in MCFR training division
c) BOCC Strategic Priority this aligns with: Workforce Recruitment and Retention
d) Management Priority this aligns with: N/A
e) Department goal: Reduce employee turnover and increase percentage of MCFR firefighters that reside in Monroe County

3) Name of Program: MCFR Paramedic Tuition Reimbursement Program
a) Brief Description: Increase funding to provide for additional opportunities for MCFR EMTs to train to become cleared charge paramedics
b) Budget Enhancement Amount: $18,800
c) BOCC Strategic Priority this aligns with: N/A
d) Management Priority this aligns with: Increased Efficiencies
e) Department goal: Improve the quality of Fire and Emergency Medical Services provided to the community by increasing the percentage of qualified charge paramedics within MCFR

4) Name of Project: Hydrant Installations Within MCFR Primary Response Zones
a) Brief Description: MCFR would like to install additional fire hydrants and fire wells in areas that would benefit from improved water supply for firefighting operations. Additional water sources will support MCFRs ability to provide excellent fire protection services and may help MCFR to improve its ISO rating that may lower property owner fire insurance costs.
b) Budget Enhancement Amount: $300,000
c) BOCC Strategic Priority this aligns with: N/A
d) Management Priority this aligns with: Increased Efficiencies
e) Department goal: MCFR is committed to serving our community with the highest level of life and property protection to meet the needs of our residents and visitors in the Florida Keys. The installation of additional water sources to support firefighting operations aligns with MCFRs commitment to provide the highest level of firefighting services to the community we serve.

| Budgetary Cost Summary | FY 2021 Actual | FY 2022 Actual | FY 2023 Adopted | FY 2023 Amended | FY 2024 Proposed | FY 2024 Change |
|---|---|---|---|---|---|---|
| Personnel Expenditures | 15,482,102 | 18,811,577 | 19,316,453 | 24,022,226 | 20,378,656 | 5.5% |
| Operating Expenditures | 7,128,127 | 7,885,506 | 9,674,940 | 9,660,940 | 10,599,464 | 9.6% |
| Capital Outlay Expenditures | 361,674 | 477,584 | 587,100 | 598,900 | 856,010 | 45.8% |
| **Total Budget** | **22,971,902** | **27,174,667** | **29,578,493** | **34,282,066** | **31,834,130** | **7.6%** |

# Emergency Services

| Appropriations by Department | FY 2021 Actual | FY 2022 Actual | FY 2023 Adopted | FY 2023 Amended | FY 2024 Proposed | FY 2024 Change |
|---|---|---|---|---|---|---|
| Emergency Medical Air Transport | 8,220,714 | 8,454,916 | 9,548,281 | 9,548,181 | 10,439,793 | 9% |
| Fire & Rescue Central | 12,042,147 | 13,943,855 | 14,201,648 | 18,905,821 | 14,926,244 | 5% |
| Fire & Rescue Coordinator/Fire Academy | 1,835,141 | 1,941,185 | 2,238,613 | 2,238,613 | 2,835,931 | 27% |
| Fire & Rescue Key West Airport | 79,861 | 1,885,374 | 2,257,899 | 2,257,899 | 2,300,629 | 2% |
| Fire Marshal | 760,535 | 917,147 | 1,093,574 | 1,093,074 | 1,091,794 | -% |
| Impact Fees Fire & EMS | - | - | 190,478 | 190,478 | 191,739 | 1% |
| LOSAP | 33,504 | 32,190 | 48,000 | 48,000 | 48,000 | -% |
| **Total Budget** | **22,971,902** | **27,174,667** | **29,578,493** | **34,282,066** | **31,834,130** | **8%** |

| Revenue Sources | FY 2021 Actual | FY 2022 Actual | FY 2023 Adopted | FY 2023 Amended | FY 2024 Proposed | FY 2024 Change |
|---|---|---|---|---|---|---|
| General Fund | 527,259 | 638,085 | 811,608 | 811,608 | 1,057,372 | 30.3% |
| Fine & Forfeiture Fund | 8,220,714 | 8,454,916 | 9,548,281 | 9,548,181 | 10,439,793 | 9.3% |
| Governmental Fund Type Grants | - | 954,903 | - | 4,705,773 | - | -% |
| Impact Fees Fund - Fire & EMS | - | - | 190,478 | 190,478 | 191,739 | 0.7% |
| Fire & Ambulance District 1 L&M Key | 12,042,147 | 12,988,952 | 14,201,648 | 14,200,048 | 14,926,244 | 5.1% |
| Mstd - Plng/bldg/code/fire Mar | 2,068,417 | 2,220,247 | 2,515,579 | 2,515,079 | 2,865,353 | 13.9% |
| Misc Special Revenue Fund | - | - | 5,000 | 5,000 | 5,000 | -% |
| Key West Intl Airport | 79,861 | 1,885,374 | 2,257,899 | 2,257,899 | 2,300,629 | 1.9% |
| FIRE & EMS LOSAP TRUST FUND | 33,504 | 32,190 | 48,000 | 48,000 | 48,000 | -% |
| **Total Revenue** | **22,971,902** | **27,174,667** | **29,578,493** | **34,282,066** | **31,834,130** | **7.6%** |

| Position Summary by Department | FY 2021 Actual | FY 2022 Actual | FY 2023 Adopted | FY 2024 Proposed | FY 2024 Variance |
|---|---|---|---|---|---|
| Emergency Medical Air Transport | 20.34 | 20.34 | 21.00 | 21.00 | - |
| Fire & Rescue Central | 99.66 | 99.66 | 99.00 | 99.00 | - |
| Fire & Rescue Coordinator/Fire Academy | 12.02 | 12.02 | 12.00 | 14.02 | 2.02 |
| Fire Marshal | 6.00 | 6.00 | 6.00 | 6.00 | - |
| Fire & Rescue Key West Airport | 13.00 | 14.00 | 14.00 | 14.00 | - |
| **Total Full-Time FTE** | 151.02 | 152.02 | 152.00 | 154.02 | 2.02 |
| **Total FTE** | **151.02** | **152.02** | **152.00** | **154.02** | **2.02** |

# Emergency Services

## Emergency Medical Air Transport

### Mission Statement

Emergency Services is committed to serving our community with the highest level of life and property protection to meet the needs of our residents and visitors in the Florida Keys.

### Description and Services Provided

Through a partnership between Monroe County Emergency Services and Monroe County Sheriff's Department, provide a fully-staffed and operational air medical transport service in Monroe County for trauma scene response and medically necessary hospital-to-hospital transfers.

| Budgetary Cost Summary | FY 2021 Actual | FY 2022 Actual | FY 2023 Adopted | FY 2023 Amended | FY 2024 Proposed | FY 2024 Change |
|---|---|---|---|---|---|---|
| Personnel Expenditures | 2,779,809 | 2,926,783 | 3,091,008 | 3,091,008 | 3,320,396 | 7.4% |
| Operating Expenditures | 5,354,252 | 5,513,154 | 6,393,273 | 6,392,173 | 6,950,434 | 8.7% |
| Capital Outlay Expenditures | 86,654 | 14,979 | 64,000 | 65,000 | 168,963 | 164.0% |
| **Total Budget** | **8,220,714** | **8,454,916** | **9,548,281** | **9,548,181** | **10,439,793** | **9.3%** |

| Revenue Sources | FY 2021 Actual | FY 2022 Actual | FY 2023 Adopted | FY 2023 Amended | FY 2024 Proposed | FY 2024 Change |
|---|---|---|---|---|---|---|
| Fine & Forfeiture Fund | 8,220,714 | 8,454,916 | 9,548,281 | 9,548,181 | 10,439,793 | 9.3% |
| **Total Revenue** | **8,220,714** | **8,454,916** | **9,548,281** | **9,548,181** | **10,439,793** | **9.3%** |

| Position Summary | FY 2021 Actual | FY 2022 Actual | FY 2023 Adopted | FY 2024 Proposed | FY 2024 Variance |
|---|---|---|---|---|---|
| Administrative Support | 2.34 | 2.34 | 3.00 | 3.00 | - |
| Officials & Administrators | 1.00 | - | 1.00 | 2.00 | 1.00 |
| Protective Service Workers | 10.00 | 11.00 | 8.00 | 10.00 | 2.00 |
| Service - Maintenance | - | - | 9.00 | - | (9.00) |
| Professionals | 7.00 | 7.00 | - | 6.00 | 6.00 |
| **Total Full-Time FTE** | 20.34 | 20.34 | 21.00 | 21.00 | - |
| **Total FTE** | **20.34** | **20.34** | **21.00** | **21.00** | **-** |

# Emergency Services

## Fire & Rescue Central

### Mission Statement

Emergency Services is committed to serving our community with the highest level of life and property protection to meet the needs of our residents and visitors in the Florida Keys.

### Description and Services Provided

The Emergency Services Department plans for, responds to and mitigates the effects of most any emergency situation, including natural and man-made events. These responsibilities include:

- Fire suppression and Aircraft Emergency Response (ARFF);
- Advanced emergency medical response and transportation (air and ground);
- Fire prevention and safety education;
- Hurricane preparedness and emergency management;
- Countywide firefighting and EMS training.

| Budgetary Cost Summary | FY 2021 Actual | FY 2022 Actual | FY 2023 Adopted | FY 2023 Amended | FY 2024 Proposed | FY 2024 Change |
|---|---|---|---|---|---|---|
| Personnel Expenditures | 10,426,382 | 11,794,739 | 11,741,881 | 16,447,654 | 12,126,383 | 3.3% |
| Operating Expenditures | 1,355,293 | 1,742,325 | 2,064,467 | 2,059,867 | 2,310,871 | 11.9% |
| Capital Outlay Expenditures | 260,472 | 406,791 | 395,300 | 398,300 | 488,990 | 23.7% |
| **Total Budget** | **12,042,147** | **13,943,855** | **14,201,648** | **18,905,821** | **14,926,244** | **5.1%** |

| Revenue Sources | FY 2021 Actual | FY 2022 Actual | FY 2023 Adopted | FY 2023 Amended | FY 2024 Proposed | FY 2024 Change |
|---|---|---|---|---|---|---|
| Governmental Fund Type Grants | - | 954,903 | - | 4,705,773 | - | -% |
| Fire & Ambulance District 1 L&M Key | 12,042,147 | 12,988,952 | 14,201,648 | 14,200,048 | 14,926,244 | 5.1% |
| **Total Revenue** | **12,042,147** | **13,943,855** | **14,201,648** | **18,905,821** | **14,926,244** | **5.1%** |

| Position Summary | FY 2021 Actual | FY 2022 Actual | FY 2023 Adopted | FY 2024 Proposed | FY 2024 Variance |
|---|---|---|---|---|---|
| Administrative Support | 0.66 | 0.66 | - | - | - |
| Officials & Administrators | - | - | 1.00 | - | (1.00) |
| Protective Service Workers | 99.00 | 99.00 | 53.00 | 99.00 | 46.00 |
| Service - Maintenance | - | - | 45.00 | - | (45.00) |
| **Total Full-Time FTE** | 99.66 | 99.66 | 99.00 | 99.00 | - |
| **Total FTE** | **99.66** | **99.66** | **99.00** | **99.00** | **-** |

# Emergency Services

## Fire & Rescue Coordinator/Fire Academy

### Mission Statement

Emergency Services is committed to serving our community with the highest level of life and property protection to meet the needs of our residents and visitors in the Florida Keys.

### Description and Services Provided

- Managerial Oversight
- Budgetary Control and Management
- Program Development
- Policy Development and Enforcement
- Development and Delivery of Training Programs
- Safety Program Compliance
- Supply and Equipment Purchasing, Delivery and Repairs
- Facilities and Apparatus Maintenance Coordination

| Budgetary Cost Summary | FY 2021 Actual | FY 2022 Actual | FY 2023 Adopted | FY 2023 Amended | FY 2024 Proposed | FY 2024 Change |
|---|---|---|---|---|---|---|
| Personnel Expenditures | 1,601,410 | 1,678,829 | 1,729,530 | 1,729,530 | 2,227,385 | 28.8% |
| Operating Expenditures | 228,230 | 233,454 | 401,483 | 396,483 | 450,672 | 12.3% |
| Capital Outlay Expenditures | 5,501 | 28,901 | 107,600 | 112,600 | 157,874 | 46.7% |
| **Total Budget** | **1,835,141** | **1,941,185** | **2,238,613** | **2,238,613** | **2,835,931** | **26.7%** |

| Revenue Sources | FY 2021 Actual | FY 2022 Actual | FY 2023 Adopted | FY 2023 Amended | FY 2024 Proposed | FY 2024 Change |
|---|---|---|---|---|---|---|
| General Fund | 527,259 | 638,085 | 811,608 | 811,608 | 1,057,372 | 30.3% |
| Mstd - Plng/bldg/code/fire Mar | 1,307,882 | 1,303,100 | 1,422,005 | 1,422,005 | 1,773,559 | 24.7% |
| Misc Special Revenue Fund | - | - | 5,000 | 5,000 | 5,000 | -% |
| **Total Revenue** | **1,835,141** | **1,941,185** | **2,238,613** | **2,238,613** | **2,835,931** | **26.7%** |

| Position Summary | FY 2021 Actual | FY 2022 Actual | FY 2023 Adopted | FY 2024 Proposed | FY 2024 Variance |
|---|---|---|---|---|---|
| Administrative Support | 5.00 | 5.00 | 5.00 | 5.00 | - |
| Officials & Administrators | 1.00 | 1.00 | 1.00 | 2.00 | 1.00 |
| Protective Service Workers | 4.00 | 4.00 | 2.00 | 5.00 | 3.00 |
| Service - Maintenance | - | - | 2.00 | - | (2.00) |
| Skilled Craft Workers | 1.00 | 2.00 | 2.00 | 2.00 | - |
| Service Maintenance | 1.00 | - | - | - | - |
| Professionals | 0.02 | 0.02 | - | 0.02 | 0.02 |
| **Total Full-Time FTE** | 12.02 | 12.02 | 12.00 | 14.02 | 2.02 |
| **Total FTE** | **12.02** | **12.02** | **12.00** | **14.02** | **2.02** |

# Emergency Services

## Fire Marshal

### Mission Statement

Emergency Services is committed to serving our community with the highest level of life and property protection to meet the needs of our residents and visitors in the Florida Keys.

### Description and Services Provided

- Fire Code Enforcement
  - Site Plan Review
  - Building Plan Review
  - Fire Protection Systems Plan Review
  - Certificate of Occupancy Inspections for Fire Code Compliance
  - Community Education
  - Fire Investigations for Cause & Origin

| Budgetary Cost Summary | FY 2021 Actual | FY 2022 Actual | FY 2023 Adopted | FY 2023 Amended | FY 2024 Proposed | FY 2024 Change |
|---|---|---|---|---|---|---|
| Personnel Expenditures | 677,092 | 778,548 | 878,988 | 878,988 | 878,270 | (0.1)% |
| Operating Expenditures | 82,018 | 132,711 | 207,386 | 204,386 | 199,287 | (3.9)% |
| Capital Outlay Expenditures | 1,425 | 5,888 | 7,200 | 9,700 | 14,237 | 97.7% |
| **Total Budget** | **760,535** | **917,147** | **1,093,574** | **1,093,074** | **1,091,794** | **(0.2)%** |

| Revenue Sources | FY 2021 Actual | FY 2022 Actual | FY 2023 Adopted | FY 2023 Amended | FY 2024 Proposed | FY 2024 Change |
|---|---|---|---|---|---|---|
| Mstd - Plng/bldg/code/fire Mar | 760,535 | 917,147 | 1,093,574 | 1,093,074 | 1,091,794 | (0.2)% |
| **Total Revenue** | **760,535** | **917,147** | **1,093,574** | **1,093,074** | **1,091,794** | **(0.2)%** |

| Position Summary | FY 2021 Actual | FY 2022 Actual | FY 2023 Adopted | FY 2024 Proposed | FY 2024 Variance |
|---|---|---|---|---|---|
| Administrative Support | 1.00 | 1.00 | 1.00 | 1.00 | - |
| Protective Service Workers | 5.00 | 5.00 | 4.00 | 5.00 | 1.00 |
| Service - Maintenance | - | - | 1.00 | - | (1.00) |
| **Total Full-Time FTE** | 6.00 | 6.00 | 6.00 | 6.00 | - |
| **Total FTE** | **6.00** | **6.00** | **6.00** | **6.00** | **-** |

# Emergency Services

## LOSAP

### Mission Statement

Emergency Services is committed to serving our community with the highest level of life and property protection to meet the needs of our residents and visitors in the Florida Keys.

### Description and Services Provided

LOSAP (Length of Service Award Plan) was implemented on June 21, 1999 by Ordinance 026-1999. LOSAP provides benefits to certain eligible firefighters and emergency medical services volunteers who have achieved at least 10 years of active service and have reached the age of 60.

| Budgetary Cost Summary | FY 2021 Actual | FY 2022 Actual | FY 2023 Adopted | FY 2023 Amended | FY 2024 Proposed | FY 2024 Change |
|---|---|---|---|---|---|---|
| Operating Expenditures | 33,504 | 32,190 | 48,000 | 48,000 | 48,000 | -% |
| **Total Budget** | **33,504** | **32,190** | **48,000** | **48,000** | **48,000** | **-%** |

| Revenue Sources | FY 2021 Actual | FY 2022 Actual | FY 2023 Adopted | FY 2023 Amended | FY 2024 Proposed | FY 2024 Change |
|---|---|---|---|---|---|---|
| FIRE & EMS LOSAP TRUST FUND | 33,504 | 32,190 | 48,000 | 48,000 | 48,000 | -% |
| **Total Revenue** | **33,504** | **32,190** | **48,000** | **48,000** | **48,000** | **-%** |

# Emergency Services

## Impact Fees Fire & EMS

### Description and Services Provided

Impact fees are collected as an assessment on building permits issued for projects in unincorporated Monroe County and are used exclusively for the capital expansion of the county's fire infrastructure in a manner consistent with the capital improvements plan of the comprehensive plan, including the installation and retrofit of fire hydrants and wells. Chapter 126 of the Monroe County Code establishes the collection of impact fees. The disbursal of such funds require the approval of the Board of County Commissioners.

| Budgetary Cost Summary | FY 2021 Actual | FY 2022 Actual | FY 2023 Adopted | FY 2023 Amended | FY 2024 Proposed | FY 2024 Change |
|---|---|---|---|---|---|---|
| Operating Expenditures | - | - | 190,478 | 190,478 | 191,739 | 0.7% |
| **Total Budget** | **-** | **-** | **190,478** | **190,478** | **191,739** | **0.7%** |

| Revenue Sources | FY 2021 Actual | FY 2022 Actual | FY 2023 Adopted | FY 2023 Amended | FY 2024 Proposed | FY 2024 Change |
|---|---|---|---|---|---|---|
| Impact Fees Fund - Fire & EMS | - | - | 190,478 | 190,478 | 191,739 | 0.7% |
| **Total Revenue** | **-** | **-** | **190,478** | **190,478** | **191,739** | **0.7%** |

# Emergency Services

## Fire & Rescue Key West Airport

### Mission Statement

Emergency Services is committed to serving our community with the highest level of life and property protection to meet the needs of our residents and visitors in the Florida Keys.

### Description and Services Provided

- Emergency Response to Aircraft Emergencies
  - EMS Support at the Airport
  - Respond to all Unknown Hazardous Incidents Connected to the Airport

| Budgetary Cost Summary | FY 2021 Actual | FY 2022 Actual | FY 2023 Adopted | FY 2023 Amended | FY 2024 Proposed | FY 2024 Change |
|---|---|---|---|---|---|---|
| Personnel Expenditures | (2,591) | 1,632,679 | 1,875,046 | 1,875,046 | 1,826,222 | (2.6)% |
| Operating Expenditures | 74,830 | 231,671 | 369,853 | 369,553 | 448,461 | 21.3% |
| Capital Outlay Expenditures | 7,623 | 21,025 | 13,000 | 13,300 | 25,946 | 99.6% |
| **Total Budget** | **79,861** | **1,885,374** | **2,257,899** | **2,257,899** | **2,300,629** | **1.9%** |

| Revenue Sources | FY 2021 Actual | FY 2022 Actual | FY 2023 Adopted | FY 2023 Amended | FY 2024 Proposed | FY 2024 Change |
|---|---|---|---|---|---|---|
| Key West Intl Airport | 79,861 | 1,885,374 | 2,257,899 | 2,257,899 | 2,300,629 | 1.9% |
| **Total Revenue** | **79,861** | **1,885,374** | **2,257,899** | **2,257,899** | **2,300,629** | **1.9%** |

| Position Summary | FY 2021 Actual | FY 2022 Actual | FY 2023 Adopted | FY 2024 Proposed | FY 2024 Variance |
|---|---|---|---|---|---|
| Protective Service Workers | 13.00 | 13.00 | 4.00 | 13.00 | 9.00 |
| Service - Maintenance | - | - | 9.00 | - | (9.00) |
| Skilled Craft Workers | - | 1.00 | 1.00 | 1.00 | - |
| **Total Full-Time FTE** | 13.00 | 14.00 | 14.00 | 14.00 | - |
| **Total FTE** | **13.00** | **14.00** | **14.00** | **14.00** | **-** |

# FY24 Proposed Budget

## *Budget & Finance*

# Budget & Finance

Proposed FY24:

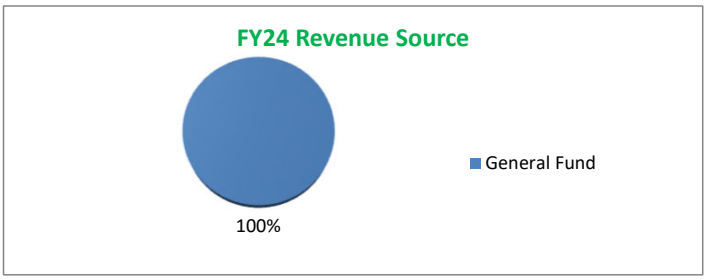


## FY24 Revenue Source

| | |
|---|---|
| **General Fund** | $3,256,189 |
| | **$3,256,189** |

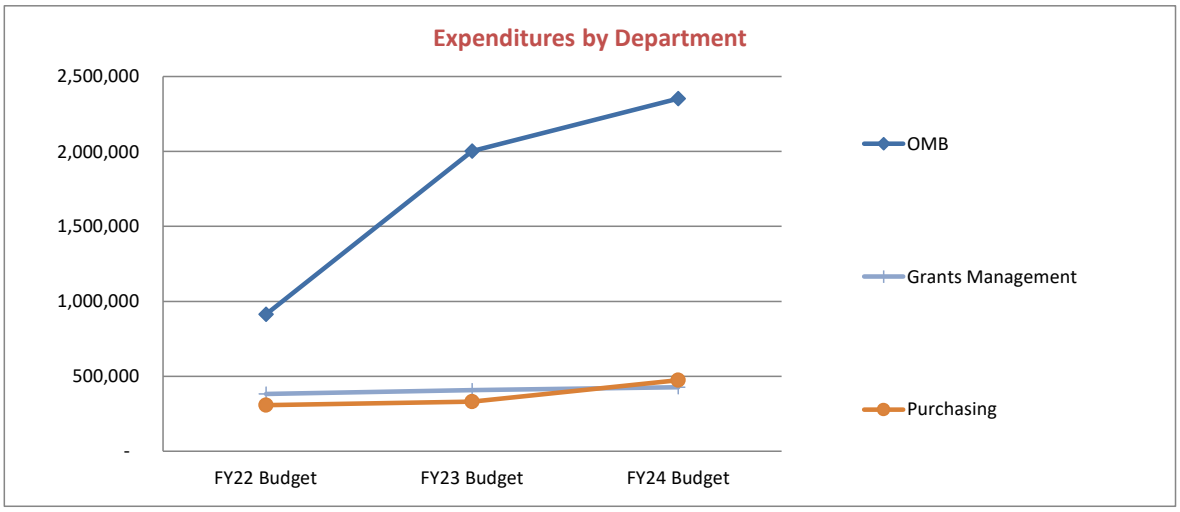


## Expenditures by Department

| | Adopted FY22 Budget | Adopted FY23 Budget | Proposed FY24 Budget | FY24 Change |
|---|---|---|---|---|
| Grants Management | 384,004 | 407,456 | 426,930 | 4.8% |
| OMB | 913,677 | 2,003,226 | 2,353,834 | 17.5% |
| Purchasing | 308,521 | 332,094 | 475,425 | 43.2% |
| Total | 1,606,202 | 2,742,776 | 3,256,189 | 18.7% |

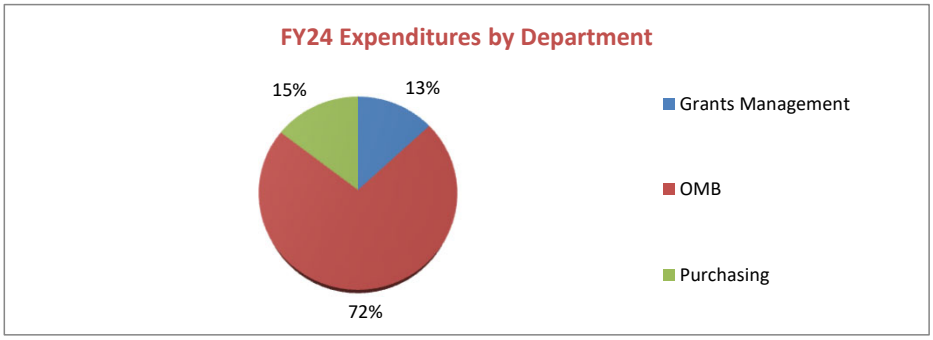

# Budget & Finance

## Budgetary Cost Summary

| | Adopted FY22 Budget | Adopted FY23 Budget | Proposed FY24 Budget | FY24 % of Total | FY24 Change |
|---|---|---|---|---|---|
| Personnel Expenditures | 1,418,909 | 1,548,552 | 1,422,755 | 43.7% | -8.1% |
| Operating Expenditures | 184,793 | 1,191,724 | 1,830,934 | 56.2% | 53.6% |
| Capital Outlay Expenditures | 2,500 | 2,500 | 2,500 | 0.1% | 0.0% |
| Total | 1,606,202 | 2,742,776 | 3,256,189 | 100% | 18.7% |

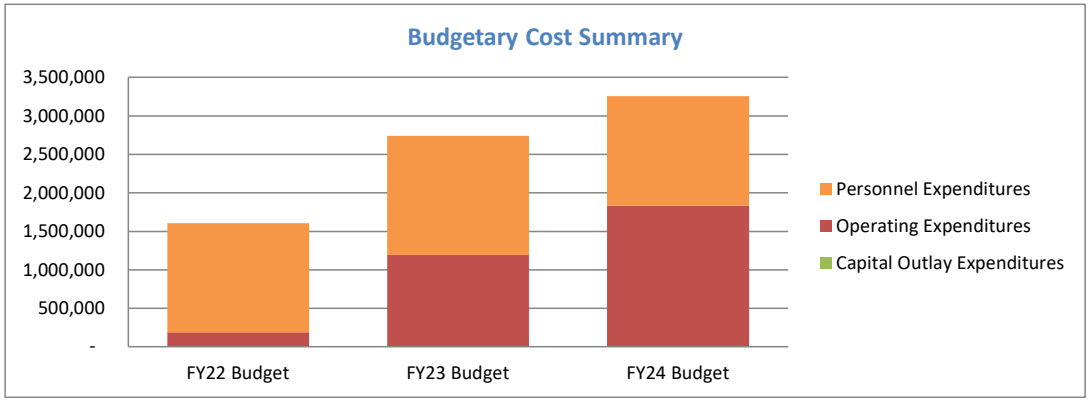


| | Adopted FY22 Budget | Adopted FY23 Budget | Proposed FY24 Budget | FY24 Change |
|---|---|---|---|---|
| FTE History | 11.00 | 11.00 | 10.00 | (1.00) |

| | |
|---|---|
| FY22 Change | + 1 FTE: Sr Budget Analyst - Readded from FY21<br>+ 1 FTE: Reallocated from Card Sound Road<br>+ 1 FTE: Grants Admin - Special Projects Finance (Readded from Sustainability) |
| FY23 Change | No change |
| FY24 Proposed Changes | Eliminated:<br>-1 FTE: Grants Coordinator reallocated from Budget & Finance to Sustainability |

# Budget & Finance

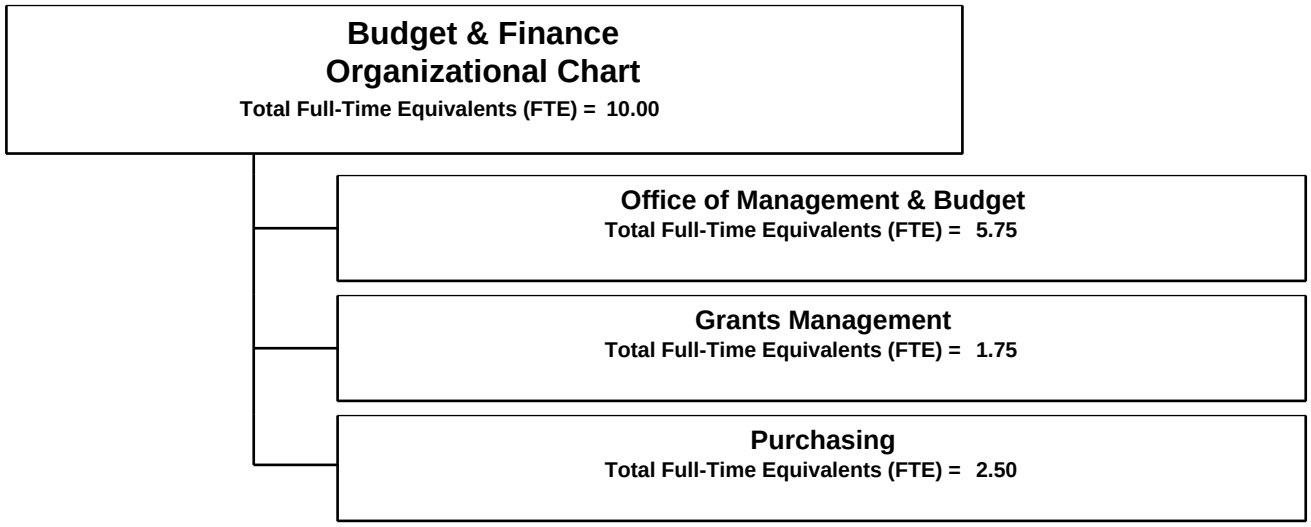

# Budget & Finance

## Mission Statement

The mission of the Budget and Finance Department is to provide effective development and implementation of Monroe County's budget; promote efficient, sound financial management; ensure governmental procurement regulations are followed countywide; facilitate financially responsible grant funding; and maintain the highest standards of ethics, integrity, and prudent expenditure of public funds .

## Services Provided

The Budget and Finance Department encompasses the following areas and responsibilities:

• Office of Management and Budget
- Collaborate and consult with Monroe County departments to develop the annual operating and capital budgets
- Publish, administer and monitor all Monroe County budgets
- Provide financial analysis, multi-year forecasting, and financial reporting

• Grants Management
- Oversee County funding of nonprofit organizations
- Provide grant administrative assistance to Monroe County departments
- Pursue financially-responsible funding opportunities that promote the economic well-being of the County

• Purchasing
- Provide high quality, best value purchasing and procurement activities to maximize the purchasing power of public funds and promote fair and open competition
- Ensure governmental procurement regulations are followed countywide
- Provide procurement support in a timely and professional manner to all County departments

## Strategic Goals

Monroe County BOCC Strategic Plan Areas of Concern and Priority related Actions:

> Action: The Department of Budget and Finance will maximize revenue generated through ad valorem taxes, non-ad Valorem assessments, sales tax, State and Federal grants, fees for services, and other sources to address all 'Areas of Concern and Priority' that require funding

• Quality of Life: Services to All- Services to Special Needs Populations highlighting Mental Health, Seniors, Drug Dependency/Opioid Crisis, Homelessness, Children/Teens in crisis

- Action: The Department of Budget and Finance will facilitate grant funding focused on quality of life, medical services, and core services

- Performance Measure: Develop a summary compilation of the Annual Performance Reports submitted by non-profit Human Services Organization that are funded by the County.
- Target Metric: Completed or Not Completed

• Environment: Restoration- Irma Recovery

- Action: The Department of Budget and Finance will analyze projections, actual expenses, insurance proceeds, and FEMA reimbursements to ensure funding is available to repair and replace County assets that were damaged by Hurricane Irma
- Performance Measure: FEMA reimbursements
- Target Metric: Percent of Hurricane Irma expenses reimbursed

Department Goals, Actions, and Measures:

Goal: Increase efficiencies and reduce costs by instituting a paperless purchasing and procurement process by the end of FY 2024.

Action: Conduct the selection process for the new online procurement platform for small purchase procurement and bid solicitations

Target Measure: Platform is selected

Goal: Increase efficiencies and reduce costs by evaluating existing mail and courier services to current needs by the end of FY 2024.

Action: Determine the existing need for courier services

Target Measure: RFP courier services are advertised for bids

# Budget & Finance

Goal: Increase efficiencies and reduce costs by improving the disaster procurement process by the end of FY 2024.

Action: Research new resources from the Workday and Web EOC platforms

Target Measure: Make recommendations for a new process

Goal: Increase efficiencies and reduce costs by establishing a self-service solution for constituents to obtain public records by the end of FY 2024.

Action: Research self-service platforms

Target Measure: Proposal on a self-service solution for public records

Goal: Increase efficiencies and reduce costs by creating a decentralized budget process by the end of FY 2024.

Action: Work with GovMax to reclassify data based on the new budget structure in Workday

Target Measure: GovMax is updated

Action: Train key staff throughout the County on how to maximize the use of GovMax

Target Measure: Complete Govmax training for identified key county staff

Action: Provide training on how to better manage department budgets

Target Measure: Provide budget management training to identified departments

| Budgetary Cost Summary | FY 2021 Actual | FY 2022 Actual | FY 2023 Adopted | FY 2023 Amended | FY 2024 Proposed | FY 2024 Change |
|---|---|---|---|---|---|---|
| Personnel Expenditures | 895,626 | 1,028,576 | 1,548,552 | 1,548,552 | 1,422,755 | (8.1)% |
| Operating Expenditures | 8,052,050 | 292,271 | 1,191,724 | 16,194,328 | 1,830,934 | 53.6% |
| Capital Outlay Expenditures | - | 185,600 | 2,500 | 946,113 | 2,500 | -% |
| Interfund Transfers | 36,566 | - | - | - | - | -% |
| **Total Budget** | **8,984,242** | **1,506,447** | **2,742,776** | **18,688,993** | **3,256,189** | **18.7%** |

| Appropriations by Department | FY 2021 Actual | FY 2022 Actual | FY 2023 Adopted | FY 2023 Amended | FY 2024 Proposed | FY 2024 Change |
|---|---|---|---|---|---|---|
| Grants Management | 170,504 | 135,649 | 407,456 | 407,456 | 426,930 | 5% |
| Office of Management & Budget | 8,569,256 | 997,175 | 2,003,226 | 17,949,443 | 2,353,834 | 18% |
| Purchasing | 244,482 | 373,623 | 332,094 | 332,094 | 475,425 | 43% |
| **Total Budget** | **8,984,242** | **1,506,447** | **2,742,776** | **18,688,993** | **3,256,189** | **19%** |

# Budget & Finance

| Revenue Sources | FY 2021 Actual | FY 2022 Actual | FY 2023 Adopted | FY 2023 Amended | FY 2024 Proposed | FY 2024 Change |
|---|---|---|---|---|---|---|
| General Fund | 1,068,532 | 1,149,297 | 2,742,776 | 2,742,776 | 3,256,189 | 18.7% |
| Governmental Fund Type Grants | 7,915,710 | 357,150 | - | 15,946,217 | - | -% |
| **Total Revenue** | **8,984,242** | **1,506,447** | **2,742,776** | **18,688,993** | **3,256,189** | **18.7%** |

| Position Summary by Department | FY 2021 Actual | FY 2022 Actual | FY 2023 Adopted | FY 2024 Proposed | FY 2024 Variance |
|---|---|---|---|---|---|
| Office of Management & Budget | 5.30 | 6.30 | 6.30 | 5.75 | (0.55) |
| Grants Management | 1.20 | 3.20 | 3.20 | 1.75 | (1.45) |
| Purchasing | 1.50 | 1.50 | 1.50 | 2.50 | 1.00 |
| **Total Full-Time FTE** | 8.00 | 11.00 | 11.00 | 10.00 | (1.00) |
| **Total FTE** | **8.00** | **11.00** | **11.00** | **10.00** | **(1.00)** |

# Budget & Finance

## Office of Management & Budget

### Mission Statement

The mission of Budget & Finance is to provide support to all county departments with regard to budget, grant, and purchasing needs in accordance with policies determined by the Board of County Commissioners and Florida statutes.

### Description and Services Provided

The Monroe County Office of Management and Budget (OMB)is a high-performance office with a true commitment to public service. Our staff shares a focus on community values and the rising expectations of our customers.

We realize the need for increased accountability and are dedicated to operational excellence.

| Budgetary Cost Summary | FY 2021 Actual | FY 2022 Actual | FY 2023 Adopted | FY 2023 Amended | FY 2024 Proposed | FY 2024 Change |
|---|---|---|---|---|---|---|
| Personnel Expenditures | 631,615 | 613,721 | 955,030 | 955,030 | 856,428 | (10.3)% |
| Operating Expenditures | 7,901,075 | 197,855 | 1,048,196 | 16,052,359 | 1,497,406 | 42.9% |
| Capital Outlay Expenditures | - | 185,600 | - | 942,054 | - | -% |
| Interfund Transfers | 36,566 | - | - | - | - | -% |
| **Total Budget** | **8,569,256** | **997,175** | **2,003,226** | **17,949,443** | **2,353,834** | **17.5%** |

| Revenue Sources | FY 2021 Actual | FY 2022 Actual | FY 2023 Adopted | FY 2023 Amended | FY 2024 Proposed | FY 2024 Change |
|---|---|---|---|---|---|---|
| General Fund | 653,546 | 640,025 | 2,003,226 | 2,003,226 | 2,353,834 | 17.5% |
| Governmental Fund Type Grants | 7,915,710 | 357,150 | - | 15,946,217 | - | -% |
| **Total Revenue** | **8,569,256** | **997,175** | **2,003,226** | **17,949,443** | **2,353,834** | **17.5%** |

| Position Summary | FY 2021 Actual | FY 2022 Actual | FY 2023 Adopted | FY 2024 Proposed | FY 2024 Variance |
|---|---|---|---|---|---|
| Administrative Support | 1.00 | 1.00 | 1.00 | 1.00 | - |
| Officials & Administrators | 2.30 | 2.30 | 2.30 | 2.25 | (0.05) |
| Professionals | 2.00 | 3.00 | 3.00 | 2.50 | (0.50) |
| **Total Full-Time FTE** | 5.30 | 6.30 | 6.30 | 5.75 | (0.55) |
| **Total FTE** | **5.30** | **6.30** | **6.30** | **5.75** | **(0.55)** |

# Budget & Finance

## Grants Management

### Mission Statement

The mission of the Grants Administration Department is to monitor grant applications and implementation, to oversee county funding of nonprofit organizations, and to apply for and administer certain pass-through grants.

### Description and Services Provided

The Grants Department provides oversight of all contracts related to grant awards distributed or received by the County; to include:

Direct County funding of nonprofits
Facilitation of HSAB meetings and funding of nonprofits
Facilitation of SAPAB meetings and application, implementation and monitoring of FDLE funding

The Grants Department also provides grant administrative assistance to County departments and human service organizations, pursues funding opportunities and writes grant proposals, and ensures a coordinated response to hurricane recovery grant assistance through FEMA and the state.

| Budgetary Cost Summary | FY 2021 Actual | FY 2022 Actual | FY 2023 Adopted | FY 2023 Amended | FY 2024 Proposed | FY 2024 Change |
|---|---|---|---|---|---|---|
| Personnel Expenditures | 102,620 | 131,814 | 392,356 | 392,356 | 221,830 | (43.5)% |
| Operating Expenditures | 67,883 | 3,835 | 12,600 | 12,600 | 202,600 | 1,507.9% |
| Capital Outlay Expenditures | - | - | 2,500 | 2,500 | 2,500 | -% |
| **Total Budget** | **170,504** | **135,649** | **407,456** | **407,456** | **426,930** | **4.8%** |

| Revenue Sources | FY 2021 Actual | FY 2022 Actual | FY 2023 Adopted | FY 2023 Amended | FY 2024 Proposed | FY 2024 Change |
|---|---|---|---|---|---|---|
| General Fund | 170,504 | 135,649 | 407,456 | 407,456 | 426,930 | 4.8% |
| **Total Revenue** | **170,504** | **135,649** | **407,456** | **407,456** | **426,930** | **4.8%** |

| Position Summary | FY 2021 Actual | FY 2022 Actual | FY 2023 Adopted | FY 2024 Proposed | FY 2024 Variance |
|---|---|---|---|---|---|
| Officials & Administrators | 0.20 | 2.20 | 2.20 | 1.25 | (0.95) |
| Professionals | 1.00 | 1.00 | 1.00 | 0.50 | (0.50) |
| **Total Full-Time FTE** | 1.20 | 3.20 | 3.20 | 1.75 | (1.45) |
| **Total FTE** | **1.20** | **3.20** | **3.20** | **1.75** | **(1.45)** |

# Budget & Finance

## Purchasing

### Mission Statement

The mission of the Purchasing Office is to provide quality purchasing and contracting support to all county departments in a timely, cost-effective, and professional manner.

### Description and Services Provided

Responsibilities

The Purchasing Office is a service-oriented agency for the operating departments of Monroe County's government.

It is the responsibility of the Purchasing Office to ensure that all procurement activities are conducted in compliance with policies, applicable laws, and regulations in a manner that supports the best interests of the County.

| Budgetary Cost Summary | FY 2021 Actual | FY 2022 Actual | FY 2023 Adopted | FY 2023 Amended | FY 2024 Proposed | FY 2024 Change |
|---|---|---|---|---|---|---|
| Personnel Expenditures | 161,390 | 283,042 | 201,166 | 201,166 | 344,497 | 71.3% |
| Operating Expenditures | 83,092 | 90,581 | 130,928 | 129,369 | 130,928 | -% |
| Capital Outlay Expenditures | - | - | - | 1,559 | - | -% |
| **Total Budget** | **244,482** | **373,623** | **332,094** | **332,094** | **475,425** | **43.2%** |

| Revenue Sources | FY 2021 Actual | FY 2022 Actual | FY 2023 Adopted | FY 2023 Amended | FY 2024 Proposed | FY 2024 Change |
|---|---|---|---|---|---|---|
| General Fund | 244,482 | 373,623 | 332,094 | 332,094 | 475,425 | 43.2% |
| **Total Revenue** | **244,482** | **373,623** | **332,094** | **332,094** | **475,425** | **43.2%** |

| Position Summary | FY 2021 Actual | FY 2022 Actual | FY 2023 Adopted | FY 2024 Proposed | FY 2024 Variance |
|---|---|---|---|---|---|
| Officials & Administrators | 0.50 | 0.50 | 0.50 | 1.50 | 1.00 |
| Professionals | 1.00 | 1.00 | 1.00 | 1.00 | - |
| **Total Full-Time FTE** | 1.50 | 1.50 | 1.50 | 2.50 | 1.00 |
| **Total FTE** | **1.50** | **1.50** | **1.50** | **2.50** | **1.00** |

# FY24 Proposed Budget

## *Information Technology*

# Information Technology

Proposed FY24:

**FY24 Revenue Source**

| | |
|---|---|
| **General Fund** | $3,646,023 |
| | **$3,646,023** |

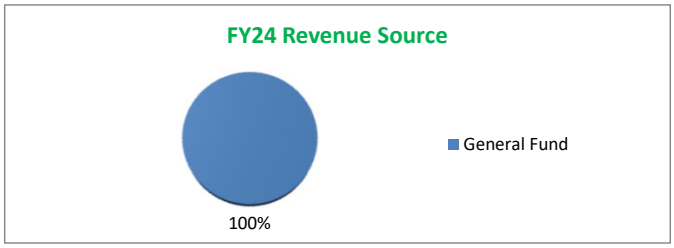


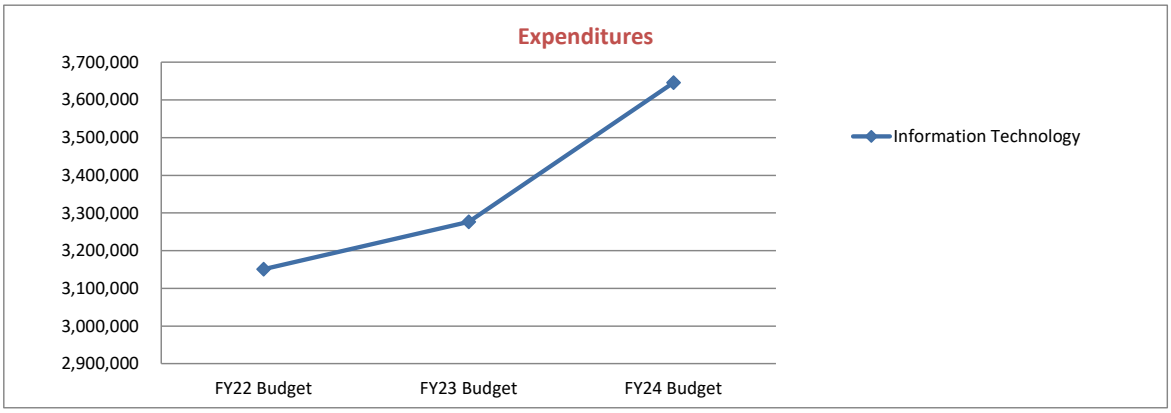


**Expenditures by Department**

Information Technology
Total

| Adopted FY22 Budget | Adopted FY23 Budget | Proposed FY24 Budget | FY24 Change |
|---|---|---|---|
| 3,150,604 | 3,276,447 | 3,646,023 | 11.3% |
| 3,150,604 | 3,276,447 | 3,646,023 | 11.3% |

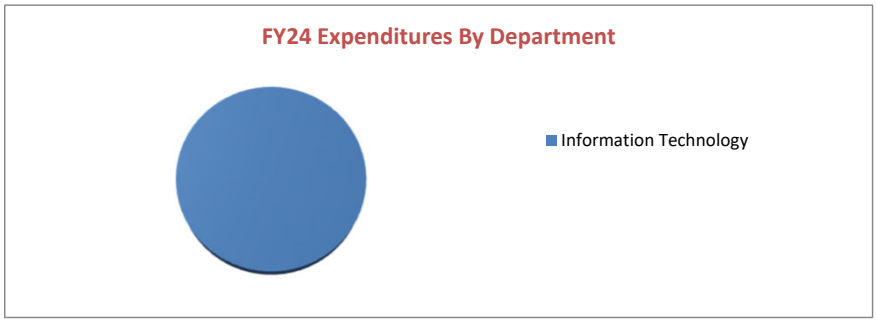

# Information Technology

## Budgetary Cost Summary

| | Adopted FY22 Budget | Adopted FY23 Budget | Proposed FY24 Budget | FY24 % of Total | FY24 Change |
|---|---|---|---|---|---|
| Personnel Expenditures | 1,529,794 | 1,812,798 | 1,811,684 | 49.7% | -0.1% |
| Operating Expenditures | 1,185,973 | 1,197,688 | 1,377,489 | 37.8% | 15.0% |
| Capital Outlay Expenditures | 410,000 | 265,961 | 456,850 | 12.5% | 71.8% |
| Total | 3,125,767 | 3,276,447 | 3,646,023 | 100% | 11.3% |

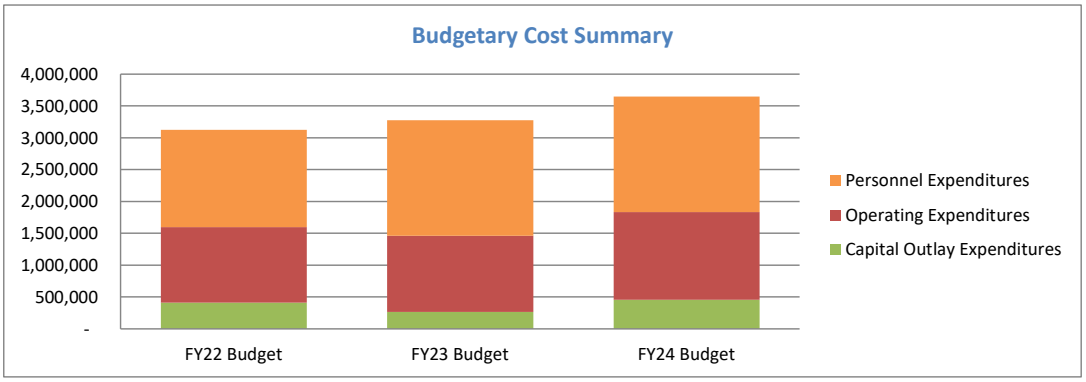


| | Adopted FY22 Budget | Adopted FY23 Budget | Proposed FY24 Budget | FY24 Change |
|---|---|---|---|---|
| FTE History | 14.00 | 14.00 | 13.00 | (1.00) |

| | |
|---|---|
| FY22 Change | + 1 FTE: Sr. Systems Analyst II (Readded)<br>- 0.05 FTE: result of FTE split/reallocation - Assistant County Admin |
| FY23 Change | No change |
| FY24 Proposed Changes | Eliminated:<br>-1 FTE: System Security Admin reallocated from IT to Emp Svs |

# Information Technology



# Information Technology

## Mission Statement

Monroe County Information Technology (IT) provides efficient, reliable and cost-effective technology, data network, telephone and video services to County Employees, Constitutional Offices as well as other governmental offices, and in some instances, the public.

## Services Provided

Services offered by the Monroe County IT department include:
• End user computing support from the Service Desk (e.g. desktops/laptops, monitors, phones, software, printers, etc.)
• Technical support services for IT infrastructure (e.g. data center, networks, telecommunications, hardware, etc.)
• IT applications support (e.g. enterprise software, business systems, web/integration)
• IT services (IT project management, IT procurement)
• TV broadcast and audio-visual needs through Monroe County Television (MCTV)

## Strategic Goals

Monroe County BOCC Strategic Plan Areas of Concern and Priority related Actions:

• Quality of Life: Viability- Address Infrastructure concerns related to Climate Change and future storm resiliency

- Action: Information Technology will provide technical guidance and search for innovative alternatives to improve Monroe County's technical infrastructure for future storm resiliency
- Performance Measure: Analyze, architect and implement communication improvements at the current EOC – making sure to incorporate newly viable technical innovations.
- Target Metric: Completed or Not Completed

- Action: Information Technology will develop and confirm design planning for Monroe County's planned EOC Operations Center
- Performance Measure: Provide IT expertise on design for new EOC
- Target Metric: Completed or Not Completed

Department Goals, Actions and Measures:

• Goal: Assist other departments in researching, identifying and implementing automation opportunities

- Action: Assist the Planning Department in identifying and implementing an appropriate Electronic Plan Review application
- Performance Measure: Provide IT expertise on selection and implementation of new process system
- Target Metric: Completed or Not Completed

• Goal: Improve Monroe County's technology security standards and tools

- Action: Replace 90 Windows 7 computers with Windows 10 machines which are much more secure as well as significantly faster for everyday tasks
- Performance Measure: Replace identified computers
- Target Metric: 100% replaced

- Action: Replace our existing enterprise firewalls with more capable alternatives
- Performance Measure: Replace enterprise firewalls
- Target Metric: Completed or Not Completed

• Goal: Maintain, optimize and improve Monroe County's technical infrastructure

- Action: Replace 35 of the 70 remaining H3C switches in the environment because of continuing performance challenges
- Performance Measure: Replace identified H3C switches
- Target Metric: 50% of existing switches

- Action: Replace the 2 backup servers which were created from surplus equipment two years ago
- Performance Measure: Replace identified backup servers
- Target Metric: Completed or Not Completed

- Action: Research, select and implement technology which would support a disaster recovery approach for critical server functionality (such as Community Plus)
- Performance Measure: Implement disaster recovery capability for Community Plus
- Target Metric: Completed or Not Completed

- Action: Replace aging and obsolete broadcast equipment in the Marathon BOCC chamber and broadcast booth

# Information Technology

- Performance Measure: Replace aging and obsolete Marathon BOCC broadcast equipment
- Target Metric: Completed or Not Completed

| Budgetary Cost Summary | FY 2021 Actual | FY 2022 Actual | FY 2023 Adopted | FY 2023 Amended | FY 2024 Proposed | FY 2024 Change |
|---|---|---|---|---|---|---|
| Personnel Expenditures | 1,237,250 | 1,547,968 | 1,812,798 | 1,812,798 | 1,811,684 | (0.1)% |
| Operating Expenditures | 1,145,628 | 1,258,365 | 1,197,688 | 1,244,188 | 1,377,489 | 15.0% |
| Capital Outlay Expenditures | 46,021 | 94,551 | 265,961 | 219,461 | 456,850 | 71.8% |
| **Total Budget** | **2,428,899** | **2,900,883** | **3,276,447** | **3,276,447** | **3,646,023** | **11.3%** |

| Appropriations by Department | FY 2021 Actual | FY 2022 Actual | FY 2023 Adopted | FY 2023 Amended | FY 2024 Proposed | FY 2024 Change |
|---|---|---|---|---|---|---|
| Information Technology | 2,428,899 | 2,900,883 | 3,276,447 | 3,276,447 | 3,646,023 | 11% |
| **Total Budget** | **2,428,899** | **2,900,883** | **3,276,447** | **3,276,447** | **3,646,023** | **11%** |

| Revenue Sources | FY 2021 Actual | FY 2022 Actual | FY 2023 Adopted | FY 2023 Amended | FY 2024 Proposed | FY 2024 Change |
|---|---|---|---|---|---|---|
| General Fund | 2,428,899 | 2,900,883 | 3,276,447 | 3,276,447 | 3,646,023 | 11.3% |
| **Total Revenue** | **2,428,899** | **2,900,883** | **3,276,447** | **3,276,447** | **3,646,023** | **11.3%** |

| Position Summary by Department | FY 2021 Actual | FY 2022 Actual | FY 2023 Adopted | FY 2024 Proposed | FY 2024 Variance |
|---|---|---|---|---|---|
| Information Technology | 13.05 | 14.00 | 14.00 | 13.00 | (1.00) |
| **Total Full-Time FTE** | 13.05 | 14.00 | 14.00 | 13.00 | (1.00) |
| **Total FTE** | **13.05** | **14.00** | **14.00** | **13.00** | **(1.00)** |

# Information Technology

## Information Technology

### Description and Services Provided

The Information Technology Department is responsible for the installation, support and maintenance of the County's technology infrastructure including: all applications, technology infrastructure, desktop/laptop computers, printers, multifunctional devices, telephones and mobile devices. The Department supports approximately 90 applications and more than 80 Windows based servers serving more than 40 locations throughout the Keys. IT also maintains and archives the emails of all users and provides network/internet access for approximately 1,100 users - including the Property Appraiser, Monroe County Sherriff, the 16th Judicial Circuit Court and the Clerk of Courts. The IT Department operates the Monroe County Television Cable Channel (MCTV), which broadcasts local government programming throughout the Florida Keys. MCTV also provides a digital stream of the broadcast on the County's website and maintains a video on demand archive of all meetings that have been aired.

| Budgetary Cost Summary | FY 2021 Actual | FY 2022 Actual | FY 2023 Adopted | FY 2023 Amended | FY 2024 Proposed | FY 2024 Change |
|---|---|---|---|---|---|---|
| Personnel Expenditures | 1,237,250 | 1,547,968 | 1,812,798 | 1,812,798 | 1,811,684 | (0.1)% |
| Operating Expenditures | 1,145,628 | 1,258,365 | 1,197,688 | 1,244,188 | 1,377,489 | 15.0% |
| Capital Outlay Expenditures | 46,021 | 94,551 | 265,961 | 219,461 | 456,850 | 71.8% |
| **Total Budget** | **2,428,899** | **2,900,883** | **3,276,447** | **3,276,447** | **3,646,023** | **11.3%** |

| Revenue Sources | FY 2021 Actual | FY 2022 Actual | FY 2023 Adopted | FY 2023 Amended | FY 2024 Proposed | FY 2024 Change |
|---|---|---|---|---|---|---|
| General Fund | 2,428,899 | 2,900,883 | 3,276,447 | 3,276,447 | 3,646,023 | 11.3% |
| **Total Revenue** | **2,428,899** | **2,900,883** | **3,276,447** | **3,276,447** | **3,646,023** | **11.3%** |

| Position Summary | FY 2021 Actual | FY 2022 Actual | FY 2023 Adopted | FY 2024 Proposed | FY 2024 Variance |
|---|---|---|---|---|---|
| Administrative Support | 1.05 | 1.00 | 1.00 | 1.00 | - |
| Officials & Administrators | 3.00 | 3.00 | 3.00 | 2.00 | (1.00) |
| Technicians | - | 1.00 | 1.00 | 1.00 | - |
| Professionals | 9.00 | 9.00 | 9.00 | 9.00 | - |
| **Total Full-Time FTE** | 13.05 | 14.00 | 14.00 | 13.00 | (1.00) |
| **Total FTE** | **13.05** | **14.00** | **14.00** | **13.00** | **(1.00)** |

# FY24 Proposed Budget

## *County Attorney*

# County Attorney

Proposed FY24:

## FY24 Revenue Source

| | |
|---|---|
| **General Fund** | $2,076,495 |
| **Non Ad Valorem Funds** | |
| MSTD - Plng/Bldg/Code/Fire Mar | $1,126,368 |
| Building Fund | $45,978 |
| Risk Mgmt Fund | $11,715,395 |
| | **$14,964,236** |

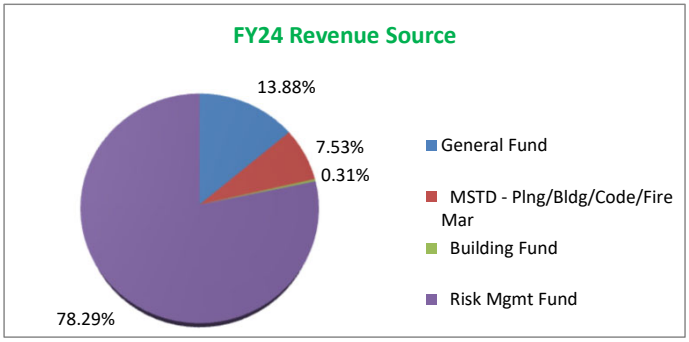


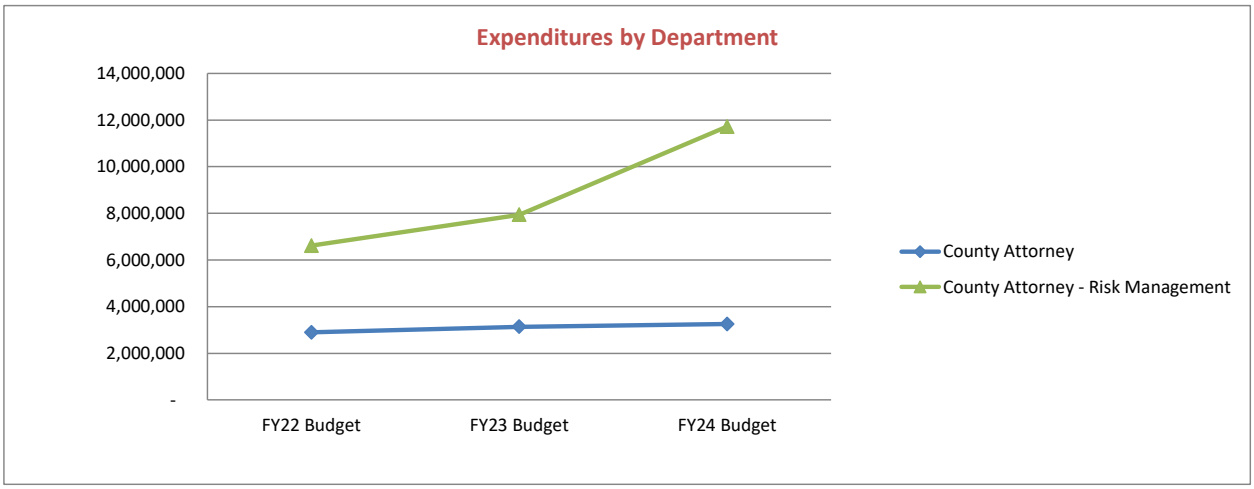


## Expenditures by Department

| | Adopted FY22 Budget | Adopted FY23 Budget | Proposed FY24 Budget | FY24 Change |
|---|---|---|---|---|
| County Attorney | 2,900,327 | 3,137,728 | 3,248,841 | 3.5% |
| County Attorney - Risk Management | 6,618,467 | 7,939,128 | 11,715,395 | 47.6% |
| Total | 9,518,794 | 11,076,856 | 14,964,236 | 35.1% |

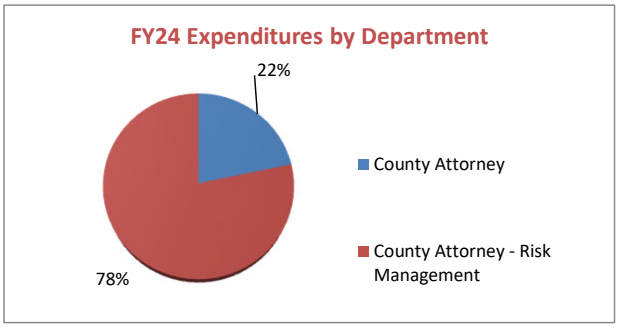

# County Attorney

## Budgetary Cost Summary

| | Adopted FY22 Budget | Adopted FY23 Budget | Proposed FY24 Budget | FY24 % of Total | FY24 Change |
|---|---|---|---|---|---|
| Personnel Expenditures | 2,147,307 | 2,474,881 | 2,571,042 | 17.2% | 3.9% |
| Operating Expenditures | 7,358,737 | 8,591,975 | 12,303,209 | 82.2% | 43.2% |
| Capital Outlay Expenditures | 12,750 | 10,000 | 89,985 | 0.6% | 799.9% |
| Total | 9,518,794 | 11,076,856 | 14,964,236 | 100% | 35.1% |

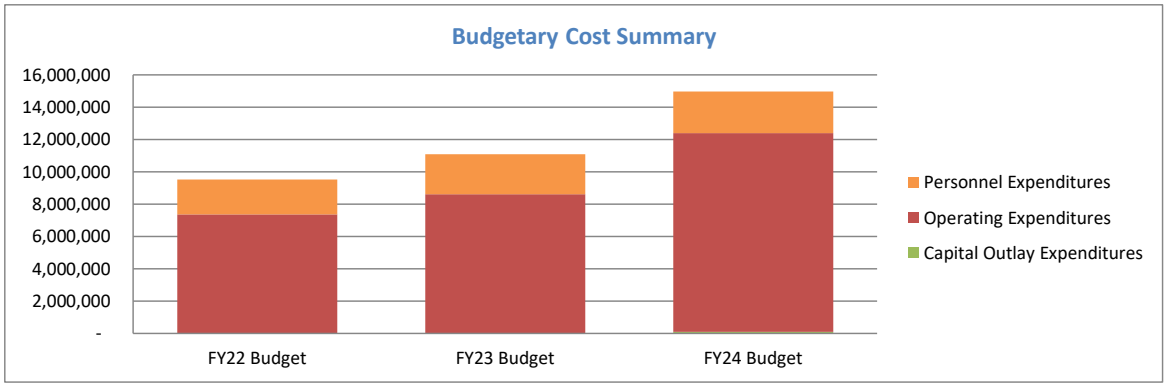


| | | Adopted FY22 Budget | Adopted FY23 Budget | Proposed FY24 Budget | FY24 Change |
|---|---|---|---|---|---|
| FTE History | | 14.60 | 14.60 | 12.36 | (2.24) |
| FY22 Change | + 1 FTE: Paralegal<br>- 0.25 FTE: reallocated from County Attorney to Airports<br>+ 1 FTE: County Attorney | | | | |
| FY23 Change | No change | | | | |
| FY24 Proposed Changes | Eliminated:<br>As a result of FTE splits/reallocations | | | | |

# County Attorney

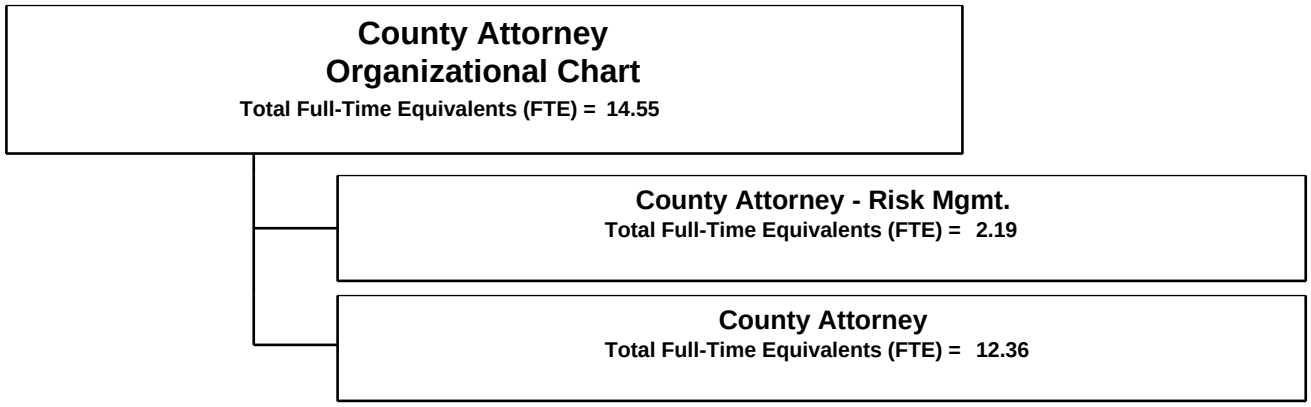

# County Attorney

## Mission Statement

The mission of the County Attorney's Office is to provide high quality legal services to the Board of County Commissioners, Monroe County's Constitutional Officers, and the County Administration in a timely, efficient, and cost-effective manner.

## Services Provided

The County Attorney is the legal advisor to the Board of County Commissioners, the County Administrator, County Departments, and all County regulatory and advisory boards in all matters relating to their official County duties. With its staff of highly trained and experienced attorneys and skilled support staff, the County Attorney's Office is committed to providing legal services in a professional manner, while upholding the highest standard of ethics.

The overarching goal is to ensure that County receives effective legal counsel in all matters and is in compliance with all applicable laws, regulations, and obligations. The office is tasked with providing competent, cost-effective, responsive legal services to the County Commission and staff while ensuring transparency in County government.

Each staff attorney is assigned to represent at least one County department as primary counsel. The attorney is tasked with ensuring the legality of all contracts and programs within their assigned departments.

The County Attorney and his Assistant County Attorneys:
- Approve all contracts, bonds, and written instruments for legal sufficiency
- Draft and review ordinances and resolutions
- Prosecute and defend all lawsuits brought by and against the county
- Render legal opinions upon request to the Board of County Commissioners, the County's five Constitutional Officers, the County Administrator and staff, and County Advisory Boards
- Represent the County at administrative hearings
- Represent the County Canvassing Board during federal, state, and county-wide elections

Administrative Staff:
- Review all BOCC approved agenda items for submission to the Clerk
- Research and provide prompt responses to public records requests
- Serve as the County's Records Management Liaison Officer for the County

F.S. 125.01(1)(b), MCC Sections 2-175 et seq.

| Budgetary Cost Summary | FY 2021 Actual | FY 2022 Actual | FY 2023 Adopted | FY 2023 Amended | FY 2024 Proposed | FY 2024 Change |
|---|---|---|---|---|---|---|
| Personnel Expenditures | 1,706,384 | 2,075,857 | 2,474,881 | 2,492,681 | 2,571,042 | 3.9% |
| Operating Expenditures | 4,593,897 | 6,347,977 | 8,591,975 | 8,457,592 | 12,303,209 | 43.2% |
| Capital Outlay Expenditures | 14,494 | 15,657 | 10,000 | 126,308 | 89,985 | 799.9% |
| **Total Budget** | **6,314,775** | **8,439,491** | **11,076,856** | **11,076,581** | **14,964,236** | **35.1%** |

| Appropriations by Department | FY 2021 Actual | FY 2022 Actual | FY 2023 Adopted | FY 2023 Amended | FY 2024 Proposed | FY 2024 Change |
|---|---|---|---|---|---|---|
| County Attorney | 2,007,923 | 2,386,466 | 3,137,728 | 3,137,508 | 3,248,841 | 4% |
| County Attorney - Risk Mgmt. | 4,306,851 | 6,053,026 | 7,939,128 | 7,939,073 | 11,715,395 | 48% |
| **Total Budget** | **6,314,775** | **8,439,491** | **11,076,856** | **11,076,581** | **14,964,236** | **35%** |

# County Attorney

| Revenue Sources | FY 2021 Actual | FY 2022 Actual | FY 2023 Adopted | FY 2023 Amended | FY 2024 Proposed | FY 2024 Change |
|---|---|---|---|---|---|---|
| General Fund | 1,225,077 | 1,444,744 | 2,036,828 | 2,036,608 | 2,076,495 | 1.9% |
| Mstd - Plng/bldg/code/fire Mar | 749,970 | 898,515 | 1,059,113 | 1,059,113 | 1,126,368 | 6.4% |
| Misc Special Revenue Fund | - | 4,900 | - | - | - | -% |
| Building Fund | 32,877 | 38,307 | 41,787 | 41,787 | 45,978 | 10.0% |
| Risk Management Fund | 4,306,851 | 6,053,026 | 7,939,128 | 7,939,073 | 11,715,395 | 47.6% |
| **Total Revenue** | **6,314,775** | **8,439,491** | **11,076,856** | **11,076,581** | **14,964,236** | **35.1%** |

| Position Summary by Department | FY 2021 Actual | FY 2022 Actual | FY 2023 Adopted | FY 2024 Proposed | FY 2024 Variance |
|---|---|---|---|---|---|
| County Attorney - Risk Mgmt. | 2.23 | 2.23 | 2.19 | 2.19 | - |
| County Attorney | 10.62 | 12.37 | 12.41 | 12.36 | (0.05) |
| **Total Full-Time FTE** | 12.85 | 14.60 | 14.60 | 14.55 | (0.05) |
| **Total FTE** | **12.85** | **14.60** | **14.60** | **14.55** | **(0.05)** |

# County Attorney

## County Attorney - Risk Mgmt.

### Mission Statement

Risk Management creates and implements decisions that will avoid hazardous risks to citizens and employees and strives to minimize the adverse effects of any accidental losses of the County.

### Description and Services Provided

Responsible for all claims including investigation, settlement, payments and litigation

- Ensures all county property is properly insured.
- Reviews all contracts providing the required insurance guidelines.
- Monitors insurance coverage for ongoing contracts.
- Advises of insurance requirements for use of county property.
- Manages Risk Management program fund under MCC Sections 2-323 et seq.

### Major Variances

Risk Management's budget incorporates an increase of $4,503,481.89. The increase includes budgeting for appraisals of county buildings which should be routinely completed every three years. The majority of the increase, however, is due to the sharp increase forecasted for insurance premiums.

| Budgetary Cost Summary | FY 2021 Actual | FY 2022 Actual | FY 2023 Adopted | FY 2023 Amended | FY 2024 Proposed | FY 2024 Change |
|---|---|---|---|---|---|---|
| Personnel Expenditures | 256,033 | 320,150 | 362,911 | 362,911 | 368,023 | 1.4% |
| Operating Expenditures | 4,046,568 | 5,730,122 | 7,576,217 | 7,572,397 | 11,340,872 | 49.7% |
| Capital Outlay Expenditures | 4,250 | 2,754 | - | 3,765 | 6,500 | -% |
| **Total Budget** | **4,306,851** | **6,053,026** | **7,939,128** | **7,939,073** | **11,715,395** | **47.6%** |

| Revenue Sources | FY 2021 Actual | FY 2022 Actual | FY 2023 Adopted | FY 2023 Amended | FY 2024 Proposed | FY 2024 Change |
|---|---|---|---|---|---|---|
| Risk Management Fund | 4,306,851 | 6,053,026 | 7,939,128 | 7,939,073 | 11,715,395 | 47.6% |
| **Total Revenue** | **4,306,851** | **6,053,026** | **7,939,128** | **7,939,073** | **11,715,395** | **47.6%** |

| Position Summary | FY 2021 Actual | FY 2022 Actual | FY 2023 Adopted | FY 2024 Proposed | FY 2024 Variance |
|---|---|---|---|---|---|
| Administrative Support | 0.78 | 0.78 | 1.74 | 1.74 | - |
| Officials & Administrators | 1.35 | 1.35 | 0.35 | 0.35 | - |
| Professionals | 0.10 | 0.10 | 0.10 | 0.10 | - |
| **Total Full-Time FTE** | 2.23 | 2.23 | 2.19 | 2.19 | - |
| **Total FTE** | **2.23** | **2.23** | **2.19** | **2.19** | **-** |

# County Attorney

## County Attorney

### Mission Statement

The mission of the County Attorney's Office is to provide high quality legal services to the Board of County Commissioners, Monroe County's Constitutional Officers, and the County Administration in a timely, efficient, and cost-effective manner.

### Description and Services Provided

The County Attorney is the legal advisor to the Board of County Commissioners, the County Administrator, County Departments, and all County regulatory and advisory boards in all matters relating to their official County duties. With its staff of highly trained and experienced attorneys and skilled support staff, the County Attorney's Office is committed to providing legal services in a professional manner, while upholding the highest standard of ethics.

The overarching goal is to ensure that County receives effective legal counsel in all matters and is in compliance with all applicable laws, regulations, and obligations. The office is tasked with providing competent, cost-effective, responsive legal services to the County Commission and staff while ensuring transparency in County government.

Each staff attorney is assigned to represent at least one County department as primary counsel. The attorney is tasked with ensuring the legality of all contracts and programs within their assigned departments.

The County Attorney and his Assistant County Attorneys:
- Approve all contracts, bonds, and written instruments for legal sufficiency
- Draft and review ordinances and resolutions
- Prosecute and defend all lawsuits brought by and against the county
- Render legal opinions upon request to the Board of County Commissioners, the County's five Constitutional Officers, the County Administrator and staff, and County Advisory Boards
- Represent the County at administrative hearings
- Represent the County Canvassing Board during federal, state, and county-wide elections

Administrative Staff:
- Review all BOCC approved agenda items for submission to the Clerk
- Research and provide prompt responses to public records requests
- Serve as the County's Records Management Liaison Officer for the County

F.S. 125.01(1)(b), MCC Sections 2-175 et seq.

### Major Variances

The County Attorney's Office is submitting a flat operating budget for the County Attorney's cost centers. Any line item increases are supported by decreases in others.

| Budgetary Cost Summary | FY 2021 Actual | FY 2022 Actual | FY 2023 Adopted | FY 2023 Amended | FY 2024 Proposed | FY 2024 Change |
|---|---|---|---|---|---|---|
| Personnel Expenditures | 1,450,351 | 1,755,708 | 2,111,970 | 2,129,770 | 2,203,019 | 4.3% |
| Operating Expenditures | 547,329 | 617,854 | 1,015,758 | 885,196 | 962,337 | (5.3)% |
| Capital Outlay Expenditures | 10,244 | 12,903 | 10,000 | 122,542 | 83,485 | 734.9% |
| **Total Budget** | **2,007,923** | **2,386,466** | **3,137,728** | **3,137,508** | **3,248,841** | **3.5%** |

| Revenue Sources | FY 2021 Actual | FY 2022 Actual | FY 2023 Adopted | FY 2023 Amended | FY 2024 Proposed | FY 2024 Change |
|---|---|---|---|---|---|---|
| General Fund | 1,225,077 | 1,444,744 | 2,036,828 | 2,036,608 | 2,076,495 | 1.9% |
| Mstd - Plng/bldg/code/fire Mar | 749,970 | 898,515 | 1,059,113 | 1,059,113 | 1,126,368 | 6.4% |
| Misc Special Revenue Fund | - | 4,900 | - | - | - | -% |
| Building Fund | 32,877 | 38,307 | 41,787 | 41,787 | 45,978 | 10.0% |
| **Total Revenue** | **2,007,923** | **2,386,466** | **3,137,728** | **3,137,508** | **3,248,841** | **3.5%** |

# County Attorney

| Position Summary | FY 2021 Actual | FY 2022 Actual | FY 2023 Adopted | FY 2024 Proposed | FY 2024 Variance |
|---|---|---|---|---|---|
| Administrative Support | 4.22 | 4.22 | 4.26 | 4.26 | - |
| Officials & Administrators | 5.60 | 7.35 | 7.35 | 7.30 | (0.05) |
| Professionals | 0.80 | 0.80 | 0.80 | 0.80 | - |
| **Total Full-Time FTE** | 10.62 | 12.37 | 12.41 | 12.36 | (0.05) |
| **Total FTE** | **10.62** | **12.37** | **12.41** | **12.36** | **(0.05)** |

# FY24 Proposed Budget

## *Social Services*

# Social Services

Proposed FY24:

**FY24 Revenue Source**

| | |
|---|---|
| **General Fund** | $3,282,378 |
| **Non Ad Valorem Funds** | |
| Misc Special Revenue: Bayshore Donations | $1,557 |
| | **$3,283,935** |

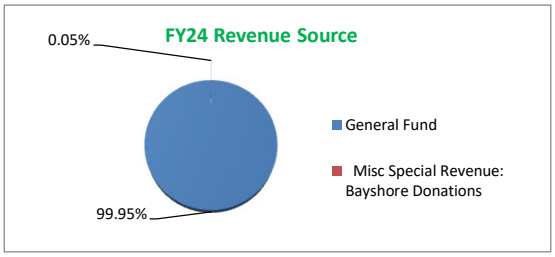


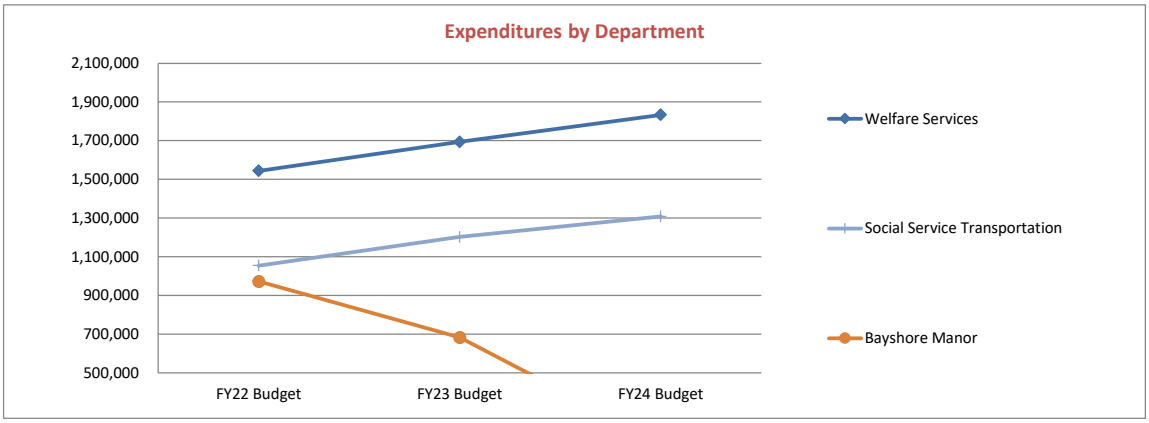


**Expenditures by Department**

| | Adopted FY22 Budget | Adopted FY23 Budget | Proposed FY24 Budget | FY24 Change |
|---|---|---|---|---|
| Bayshore Manor | 973,494 | 682,596 | 141,497 | -79.3% |
| Social Service Transportation | 1,054,578 | 1,203,246 | 1,308,785 | 8.8% |
| Welfare Services | 1,544,151 | 1,693,859 | 1,833,653 | 8.3% |
| Total | 3,572,223 | 3,579,701 | 3,283,935 | -8.3% |

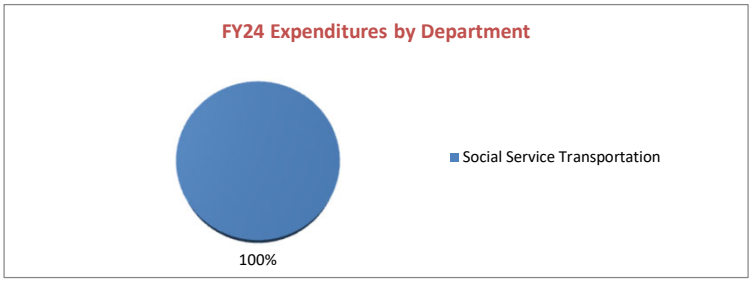

# Social Services

## Budgetary Cost Summary

| | Adopted FY22 Budget | Adopted FY23 Budget | Proposed FY24 Budget | FY24 % of Total | FY24 Change |
|---|---|---|---|---|---|
| Personnel Expenditures | 1,857,825 | 1,444,489 | 1,495,279 | 45.5% | 3.5% |
| Operating Expenditures | 1,661,398 | 2,135,212 | 1,788,656 | 54.5% | -16.2% |
| Capital Outlay Expenditures | 53,000 | - | - | 0.0% | 0.0% |
| Total | 3,572,223 | 3,579,701 | 3,283,935 | 100% | -8.3% |

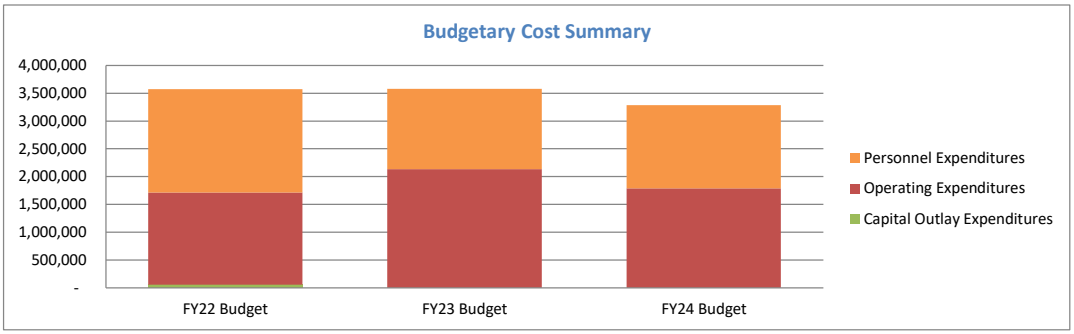


| | | Adopted FY22 Budget | Adopted FY23 Budget | Proposed FY24 Budget | FY24 Change |
|---|---|---|---|---|---|
| FTE History | | 22.95 | 14.59 | 14.59 | - |
| FY22 Change | | | | | |
| FY23 Change | Elimated:<br>- 10.20 FTE: Bayshore Manor Employees<br>+ 1.90 FTE: Bayshore Manor FTE's kept and moved to SS Operating<br>- 0.06 FTE: As a result of splits/reallocations | | | | |
| FY24 Proposed Changes | No changes | | | | |

# Social Services

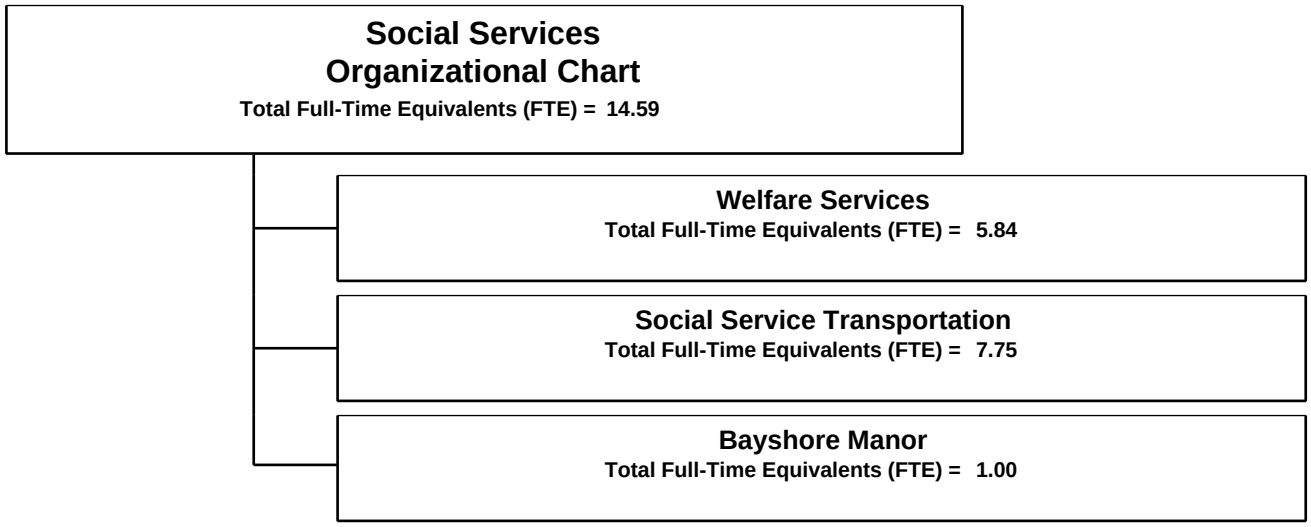

# Social Services

## Mission Statement

The Social Services Department provides a holistic approach to case management, interim financial assistance, medical assistance, and other life-sustaining supportive assistance, to eligible individuals and families in need of services throughout Monroe County.

## Services Provided

Assistive Device Loaner Program: Loan equipment to families and individuals who could not otherwise afford item(s): wheelchairs, walkers, hospital beds, electric wheelchairs/scooters, shower chairs, bedside commodes, etc. Need-based, not eligibility-based.

Bayshore Manor Assisted Living Facility: 16-bedroom facility supporting elderly citizens in maintaining independence and avoiding nursing home placement by providing safe, competent, and caring residential services 24/7/365 in an assisted living setting. Adult daytime respite services are also provided Monday through Friday from 8AM to 5 PM for up to 10 guests per day.

Consumable Supplies: Provide consumable supplies to eligible individuals who could not otherwise afford them: adult diapers, bed pads, wipes, gloves, nutritional drinks, etc.
Energy Assistance: Low Income Home Energy Assistance Program (LIHEAP)
Health Care Responsibility Act (HCRA) Program: Eligibility Determination for HCRA
In-Home Services: Homemaking, Personal Care, Chore, Companionship for Elderly, Shopping Assistance, In-Home Respite, Facility-Based Respite, Group and Individual Caregiver Training

Legislatively Mandated Medicaid Reimbursement for Hospitals & Nursing Homes

Legislatively Mandated Indigent/Pauper Cremations and Burials: Cover final cremation or burial expenses for individuals who are deemed eligible as Indigent/Pauper

Medical Assistance: Pay for Medical or Dental Procedures in Emergency Situations

Monroe County Transit (MCT): Transportation provides the elderly, disabled and transportation disadvantaged a means of remaining independent by assisting citizens with para-transit (door-to-door) service

Nutrition Services: Congregate Meals, Home-Delivered Meals

Prescription Medication Assistance: Cover cost of prescription medication or over-the-counter medications as prescribed by a physician for eligible individuals who either have no insurance, inadequate insurance, or cannot afford the co-payment.

## Strategic Goals

Monroe County BOCC Strategic Plan Areas of Concern and Priority related Actions:

• Quality of Life: Viability- Enhanced Public Transportation

- Action: Social Services will increase MCT's ridership across all areas of Monroe County, with a focus on increasing ridership in and around the Middle Keys, by a minimum of ten (10) new registered riders.
- Performance Measure: Increased ridership for MCT
- Target Metric: 10 new riders

• Quality of Life: Services to All- Services to Special Needs Populations highlighting Mental Health, Seniors, Drug Dependency/Opioid Crisis, Homelessness, Children/Teens in crisis

- Action: Social Services will maintain 100% occupancy at Bayshore Manor for at least two (2) quarters.
- Performance Measure: Maintain full of occupancy at Bayshore Manor at least half the year
- Target Metric: 6 of 12 months

- Action: Social Services will ensure processing times for all Health Care Responsibility Act applications (HCRAs) that exceeds the state requirement in 100% of cases
- Performance Measure: Exceed the state required processing time for HCRA applications in all cases
- Target Metric: 100%

Department Goals, Actions and Measures:

• Goal: Add more fresh meals into our rotation of frozen meals at the Key West Meal Site; thus increasing the freshly prepared meal offerings from one (1) fresh meal per week to three (3).

- Performance Measure: Increase the number of fresh meals served at the Key West Meal site

# Social Services

- Target Metric: 200%
- Action: Hire a contractor or contractors who will be able to prepare high quality, fresh meals at an affordable price for our Key West Meal Site.
- Performance Measure: Hire contractor who will meet the needs of our Key West Meal site
- Target Metric: Completed or Not Completed

• Goal: Re-open the newly renovated Marathon Social Services office at 63rd Street that has been closed since Hurricane Irma.

- Action: Relocate staff member to the Marathon Social Services Office. Train staff member on expectations, community, program requirements, eligibility, etc.
- Performance Measure: Staff relocation and training for Marathon Social Services Office
- Target Metric: Completed or Not Completed

- Action: Ensure that the successful food donation program from the Upper Keys Social Services office is initiated to even a minimal extent in the Marathon Social Services Office.
- Performance Measure: Food Donation program established at Marathon Social Services Office
- Target Metric: Completed or Not Completed

- Action: Begin to serve citizens immediately in the Marathon Social Services Office, producing at a minimum LIHEAP, Welfare Rent, Welfare RX, and In-Home Services cases.
- Performance Measure: Marathon Social Services Office operational and providing services to the community
- Target Metric: Completed or Not Completed

| Budgetary Cost Summary | FY 2021 Actual | FY 2022 Actual | FY 2023 Adopted | FY 2023 Amended | FY 2024 Proposed | FY 2024 Change |
|---|---|---|---|---|---|---|
| Personnel Expenditures | 2,519,034 | 2,407,030 | 1,444,489 | 2,311,308 | 1,495,279 | 3.5% |
| Operating Expenditures | 3,125,439 | 2,726,243 | 2,135,212 | 4,509,614 | 1,788,656 | (16.2)% |
| Capital Outlay Expenditures | 1,075 | 1,382 | - | 1,000 | - | -% |
| **Total Budget** | **5,645,548** | **5,134,655** | **3,579,701** | **6,821,922** | **3,283,935** | **(8.3)%** |

| Appropriations by Department | FY 2021 Actual | FY 2022 Actual | FY 2023 Adopted | FY 2023 Amended | FY 2024 Proposed | FY 2024 Change |
|---|---|---|---|---|---|---|
| Bayshore Manor | 852,399 | 1,023,162 | 682,596 | 682,596 | 141,497 | (79)% |
| Social Service Transportation | 1,010,955 | 1,175,776 | 1,203,246 | 1,203,246 | 1,308,785 | 9% |
| Welfare Services | 3,782,194 | 2,935,717 | 1,693,859 | 4,936,080 | 1,833,653 | 8% |
| **Total Budget** | **5,645,548** | **5,134,655** | **3,579,701** | **6,821,922** | **3,283,935** | **(8)%** |

| Revenue Sources | FY 2021 Actual | FY 2022 Actual | FY 2023 Adopted | FY 2023 Amended | FY 2024 Proposed | FY 2024 Change |
|---|---|---|---|---|---|---|
| General Fund | 3,377,875 | 3,816,879 | 3,578,144 | 3,578,144 | 3,282,378 | (8.3)% |
| Governmental Fund Type Grants | 2,267,673 | 1,317,776 | - | 3,242,221 | - | -% |
| Misc Special Revenue Fund | - | - | 1,557 | 1,557 | 1,557 | -% |
| **Total Revenue** | **5,645,548** | **5,134,655** | **3,579,701** | **6,821,922** | **3,283,935** | **(8.3)%** |

# Social Services

| Position Summary by Department | FY 2021 Actual | FY 2022 Actual | FY 2023 Adopted | FY 2024 Proposed | FY 2024 Variance |
|---|---|---|---|---|---|
| Welfare Services | 4.95 | 5.05 | 5.84 | 5.84 | - |
| Social Service Transportation | 7.70 | 7.70 | 7.75 | 7.75 | - |
| Bayshore Manor | 10.20 | 10.20 | 1.00 | 1.00 | - |
| **Total Full-Time FTE** | 22.85 | 22.95 | 14.59 | 14.59 | - |
| **Total FTE** | **22.85** | **22.95** | **14.59** | **14.59** | **-** |

# Social Services

## Welfare Services

### Description and Services Provided

Assistive Device Loaner Program: Loan equipment to families and individuals who could not otherwise afford item(s): wheelchairs, walkers, hospital beds, electric wheelchairs/scooters, shower chairs, bedside commodes, etc. Need-based, not eligibility-based.

Bayshore Manor Assisted Living Facility: 16-bedroom facility supporting elderly citizens in maintaining independence and avoiding nursing home placement by providing safe, competent, and caring residential services 24/7/365 in an assisted living setting. Adult daytime respite services are also provided Monday through Friday from 8AM to 5 PM for up to 10 guests per day.

Consumable Supplies: Provide consumable supplies to eligible individuals who could not otherwise afford them: adult diapers, bed pads, wipes, gloves, nutritional drinks, etc.
Energy Assistance: Low Income Home Energy Assistance Program (LIHEAP)
Health Care Responsibility Act (HCRA) Program: Eligibility Determination for HCRA
In-Home Services: Homemaking, Personal Care, Chore, Companionship for Elderly, Shopping Assistance, In-Home Respite, Facility-Based Respite, Group and Individual Caregiver Training

Legislatively Mandated Medicaid Reimbursement for Hospitals & Nursing Homes

Legislatively Mandated Indigent/Pauper Cremations and Burials: Cover final cremation or burial expenses for individuals who are deemed eligible as Indigent/Pauper

Medical Assistance: Pay for Medical or Dental Procedures in Emergency Situations

Nutrition Services: Congregate Meals, Home-Delivered Meals

Prescription Medication Assistance: Cover cost of prescription medication or over-the-counter medications as prescribed by a physician for eligible individuals who either have no insurance, inadequate insurance, or cannot afford the co-payment.

| Budgetary Cost Summary | FY 2021 Actual | FY 2022 Actual | FY 2023 Adopted | FY 2023 Amended | FY 2024 Proposed | FY 2024 Change |
|---|---|---|---|---|---|---|
| Personnel Expenditures | 1,248,623 | 1,430,887 | 667,089 | 1,533,908 | 712,377 | 6.8% |
| Operating Expenditures | 2,532,497 | 1,504,830 | 1,026,770 | 3,401,172 | 1,121,276 | 9.2% |
| Capital Outlay Expenditures | 1,075 | - | - | 1,000 | - | -% |
| **Total Budget** | **3,782,194** | **2,935,717** | **1,693,859** | **4,936,080** | **1,833,653** | **8.3%** |

| Revenue Sources | FY 2021 Actual | FY 2022 Actual | FY 2023 Adopted | FY 2023 Amended | FY 2024 Proposed | FY 2024 Change |
|---|---|---|---|---|---|---|
| General Fund | 1,514,521 | 1,617,941 | 1,692,302 | 1,692,302 | 1,832,096 | 8.3% |
| Governmental Fund Type Grants | 2,267,673 | 1,317,776 | - | 3,242,221 | - | -% |
| Misc Special Revenue Fund | - | - | 1,557 | 1,557 | 1,557 | -% |
| **Total Revenue** | **3,782,194** | **2,935,717** | **1,693,859** | **4,936,080** | **1,833,653** | **8.3%** |

| Position Summary | FY 2021 Actual | FY 2022 Actual | FY 2023 Adopted | FY 2024 Proposed | FY 2024 Variance |
|---|---|---|---|---|---|
| Administrative Support | 1.30 | 1.30 | 1.60 | 1.60 | - |
| Officials & Administrators | 1.75 | 1.75 | 1.90 | 1.90 | - |
| Service Maintenance | - | - | 0.40 | 0.40 | - |
| Professionals | 1.90 | 2.00 | 1.94 | 1.94 | - |
| **Total Full-Time FTE** | 4.95 | 5.05 | 5.84 | 5.84 | - |
| **Total FTE** | **4.95** | **5.05** | **5.84** | **5.84** | **-** |

# Social Services

## Social Service Transportation

### Description and Services Provided

Monroe County Transit (MCT): Transportation provides the elderly, disabled and transportation disadvantaged a means of remaining independent by assisting citizens with para-transit (door-to-door) service

| Budgetary Cost Summary | FY 2021 Actual | FY 2022 Actual | FY 2023 Adopted | FY 2023 Amended | FY 2024 Proposed | FY 2024 Change |
|---|---|---|---|---|---|---|
| Personnel Expenditures | 567,042 | 602,270 | 694,804 | 694,804 | 695,618 | 0.1% |
| Operating Expenditures | 443,913 | 572,124 | 508,442 | 508,442 | 613,167 | 20.6% |
| Capital Outlay Expenditures | - | 1,382 | - | - | - | -% |
| **Total Budget** | **1,010,955** | **1,175,776** | **1,203,246** | **1,203,246** | **1,308,785** | **8.8%** |

| Revenue Sources | FY 2021 Actual | FY 2022 Actual | FY 2023 Adopted | FY 2023 Amended | FY 2024 Proposed | FY 2024 Change |
|---|---|---|---|---|---|---|
| General Fund | 1,010,955 | 1,175,776 | 1,203,246 | 1,203,246 | 1,308,785 | 8.8% |
| **Total Revenue** | **1,010,955** | **1,175,776** | **1,203,246** | **1,203,246** | **1,308,785** | **8.8%** |

| Position Summary | FY 2021 Actual | FY 2022 Actual | FY 2023 Adopted | FY 2024 Proposed | FY 2024 Variance |
|---|---|---|---|---|---|
| Administrative Support | 2.00 | 2.00 | 2.00 | 2.00 | - |
| Officials & Administrators | 0.70 | 0.70 | 0.75 | 0.75 | - |
| Technicians | 5.00 | 5.00 | 5.00 | 5.00 | - |
| **Total Full-Time FTE** | 7.70 | 7.70 | 7.75 | 7.75 | - |
| **Total FTE** | **7.70** | **7.70** | **7.75** | **7.75** | **-** |

# Social Services

## Bayshore Manor

**Mission Statement**

**Description and Services Provided**

Bayshore Manor Assisted Living Facility: 16-bedroom facility supporting elderly citizens in maintaining independence and avoiding nursing home placement by providing safe, competent, and caring residential services 24/7/365 in an assisted living setting. Adult daytime respite services are also provided Monday through Friday from 8AM to 5 PM for up to 10 guests per day.

| Budgetary Cost Summary | FY 2021 Actual | FY 2022 Actual | FY 2023 Adopted | FY 2023 Amended | FY 2024 Proposed | FY 2024 Change |
|---|---|---|---|---|---|---|
| Personnel Expenditures | 703,369 | 373,873 | 82,596 | 82,596 | 87,284 | 5.7% |
| Operating Expenditures | 149,029 | 649,289 | 600,000 | 600,000 | 54,213 | (91.0)% |
| **Total Budget** | **852,399** | **1,023,162** | **682,596** | **682,596** | **141,497** | **(79.3)%** |

| Revenue Sources | FY 2021 Actual | FY 2022 Actual | FY 2023 Adopted | FY 2023 Amended | FY 2024 Proposed | FY 2024 Change |
|---|---|---|---|---|---|---|
| General Fund | 852,399 | 1,023,162 | 682,596 | 682,596 | 141,497 | (79.3)% |
| **Total Revenue** | **852,399** | **1,023,162** | **682,596** | **682,596** | **141,497** | **(79.3)%** |

| Position Summary | FY 2021 Actual | FY 2022 Actual | FY 2023 Adopted | FY 2024 Proposed | FY 2024 Variance |
|---|---|---|---|---|---|
| Administrative Support | 1.00 | 1.00 | - | - | - |
| Officials & Administrators | 0.20 | 0.20 | - | - | - |
| Skilled Craft Workers | 1.00 | 1.00 | - | - | - |
| Service Maintenance | 2.00 | 2.00 | - | - | - |
| Professionals | 6.00 | 6.00 | 1.00 | 1.00 | - |
| **Total Full-Time FTE** | 10.20 | 10.20 | 1.00 | 1.00 | - |
| **Total FTE** | **10.20** | **10.20** | **1.00** | **1.00** | **-** |

# FY24 Proposed Budget

## *Library Services*

# Library Services

Proposed FY24:

## FY24 Revenue Source

| | |
|---|---|
| **General Fund** | $6,143,236 |
| **Non Ad Valorem** | |
| Misc Special Revenue | $228,864 |
| **Capital Funds** | |
| Impact Fees | |
| | **$6,372,100** |

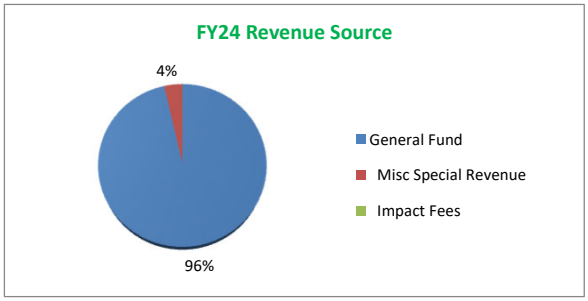


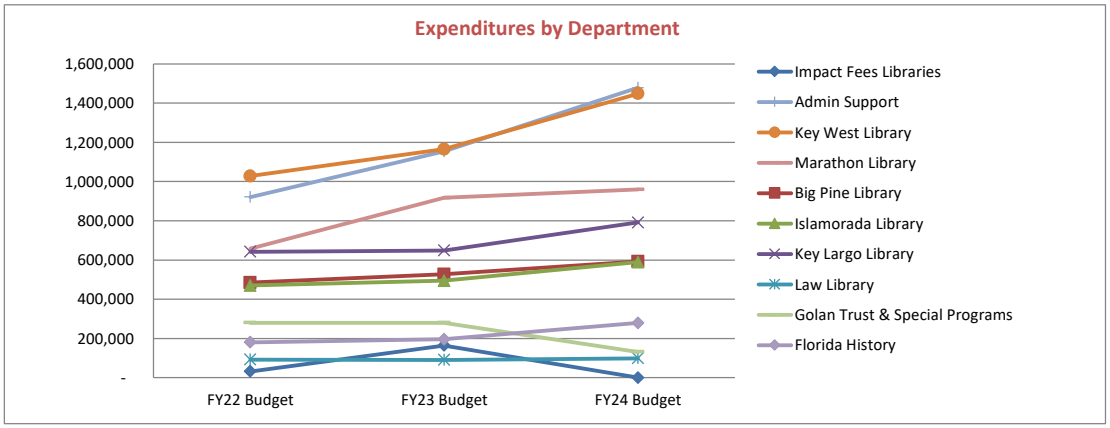


## Expenditures by Department

| | Adopted FY22 Budget | Adopted FY23 Budget | Proposed FY24 Budget | FY24 Change |
|---|---|---|---|---|
| Impact Fees Libraries | 32,190 | 164,512 | - | -100.0% |
| Admin Support | 921,513 | 1,154,191 | 1,478,850 | 28.1% |
| Key West Library | 1,028,710 | 1,165,663 | 1,449,200 | 24.3% |
| Marathon Library | 658,125 | 917,023 | 959,751 | 4.7% |
| Big Pine Library | 485,242 | 527,218 | 592,723 | 12.4% |
| Islamorada Library | 470,597 | 494,696 | 589,173 | 19.1% |
| Key Largo Library | 642,948 | 649,104 | 792,120 | 22.0% |
| Law Library | 92,407 | 90,719 | 99,042 | 9.2% |
| Golan Trust & Special Programs | 280,000 | 280,000 | 131,864 | -52.9% |
| Florida History | 180,909 | 195,655 | 279,377 | 42.8% |
| Total | 4,611,732 | 5,638,781 | 6,372,100 | 13.0% |

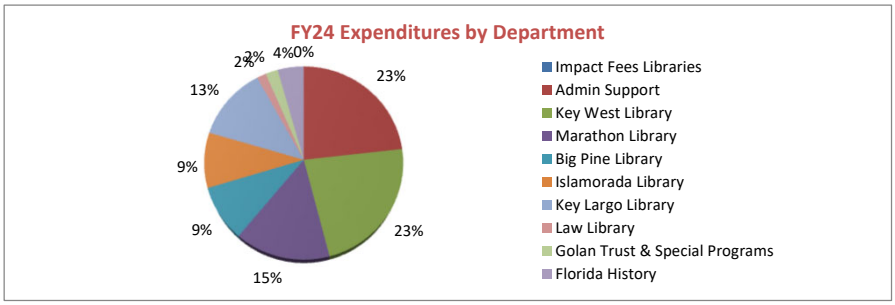

# Library Services

| Budgetary Cost Summary | Adopted FY22 Budget | Adopted FY23 Budget | Proposed FY24 Budget | FY24 % of Total | FY24 Change |
|---|---|---|---|---|---|
| Personnel Expenditures | 3,171,870 | 3,885,650 | 4,146,211 | 65.1% | 6.7% |
| Operating Expenditures | 772,581 | 1,174,545 | 1,317,975 | 20.7% | 12.2% |
| Capital Outlay Expenditures | 848,190 | 638,050 | 907,914 | 14.2% | 42.3% |
| Total | 4,792,641 | 5,698,245 | 6,372,100 | 100% | 11.8% |

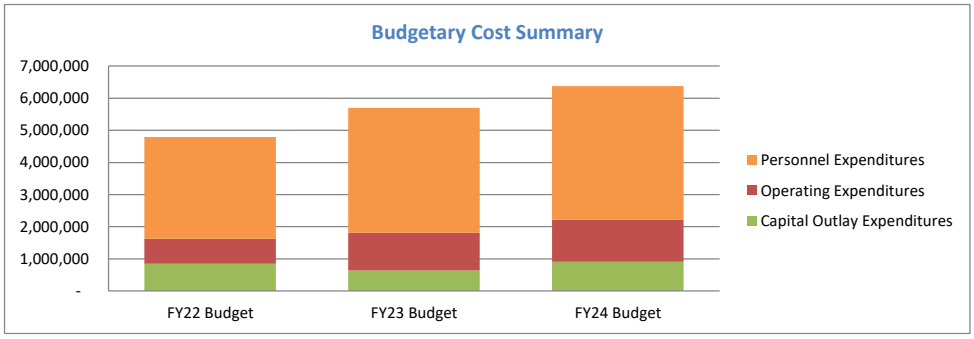


| | | Adopted FY22 Budget | Adopted FY23 Budget | Proposed FY24 Budget | FY24 Change |
|---|---|---|---|---|---|
| FTE History | | 42.16 | 45.25 | 45.25 | - |
| FY22 Change | + 1 FTE: Library Techinician Key West (Readded from FY21)<br>+ 1 FTE: Assistant Manager - Branch Library Islamorada (Readded from FY21)<br>+ 1 FTE: Assistant Manager - Branch Library Key Largo (Readded from FY21)<br>+ 1 FTE: Library Techinician Big Pine (Readded from FY21)<br>+ 1 FTE: Library Techinician Key Largo (Readded from FY21) | | | | |
| FY23 Change | + 0.03 FTE: As a result of splits/reallocations<br>+ 0.06 FTE: As a result of splits/reallocations<br>+ 1 FTE: Library Assistant 4.20.22 BOCC<br>+ 1 FTE: Library Associate 4.20.22 BOCC<br>+ 1 FTE: Community Affairs Administrator 4.20.22 BOCC | | | | |
| FY24 Proposed Changes | No changes | | | | |

# Library Services



# Library Services

## Mission Statement

The mission of the Monroe County Public Library is to meet the changing needs of our communities for information, education and recreation, in a variety of materials, formats and technologies

## Services Provided

The Monroe County Public Library has a unique place in Florida history, as the oldest Library in South Florida, with beginnings dated as far back as 1853. The Key West Branch, which became the Headquarters Library, moved into its present location in 1959, with a major expansion in 1992. The Marathon Branch began operation in 1962 and took up its current location in 1982. The Key Largo Branch was started in the Key Largo Civic Club Building in 1962, moving once in 1967, and taking up its current location in 1989. Islamorada's Branch opened in 1966, with expansions in 1983 and 1997. The most recent Branch was established in Big Pine Key in 1995, with an expansion completed in 2003. In FY21, the County completed construction of a new Library building to replace the current Marathon Branch, the new facility features increased space to meet the growing needs of the community. Each branch reflects its own community, with its distinct interests and needs. Library service is ad valorem tax-based, funded by the General Fund of the Monroe County budget. Each of the five branches provide on-site services six days and one evening each week, including internet service, and our website www.keyslibraries.org provides 24/7 access to the full Library catalog, including renewal and request services, as well as to our many databases. Our collection includes a variety of media, ranging from the traditional print through e-books and digital databases. . The Library responds to the needs of users of all ages and diversity by providing equal, easy and open access to current materials and expanding services delivered in an efficient, timely, and professional manner by staff members who are friendly, helpful, and knowledgeable, in buildings that are inviting, comfortable, and fitted for technological growth and development.
Our services include:

- Free Library cards for County residents, providing access to all Library privileges
- Provision of books, periodicals, audio and video materials for circulation to Library patrons and in-house use
- Programs for children, ranging from toddlers through school-aged, both in-house and through outreach activities
- Programs for adults, covering a wide range of interests
- Inter-Library Loan services to obtain patron-requested materials from libraries around the country
- Reference services in person, by telephone inquiry, and through electronic transmission
- Public access to internet information through a computer network; wireless access also available onsite
- 24/7 access to the Library catalog through our website, providing off-site ability for patrons to renew and request Library materials
- 24/7 access through the Library website to our collection of databases, free to our patrons
- 24/7 access for our patrons to a growing collection of digital materials for downloading to a reading, viewing, or listening devices

## Strategic Goals

Monroe County BOCC Strategic Plan Areas of Concern and Priority related Actions:

- Quality of Life: Community Character-Collaboration with municipalities and other synergistic agencies

- Action: The Library Department will create a community partnership with Florida State Parks to create a program that will offer "Day Use Passes for Checkout" to our patrons
- Performance Measure: Day Passes available for checkout to patrons
- Target Metric: Completed or Not Completed

- Quality of Life: Viability- Address Infrastructure concerns related to Climate Change and future storm resiliency

- Action: The Library Department will work with Emergency Management, IT, and the County PIO to equip all Library buildings to serve as communication hubs before, during and after disaster situations. These hubs would be utilized as locations to collect and disseminate information to the public, providing internet access for communication purposes, and more as appropriate and applicable.
- Performance Measure: Library Facilities established as communication hubs during declared County emergencies
- Target Metric: Completed or Not Completed

- Quality of Life: Services to All- Services to Special Needs Populations highlighting Mental Health, Seniors, Drug Dependency/Opioid Crisis, Homelessness, Children/Teens in crisis

- Action: The Library Department will provide a schedule of programs and speakers, especially from inside the County, dealing with the Services to Special Needs Populations
- Performance Measure: Special Needs Services program scheduled implemented
- Target Metric: At 3 branches

- Action: The Library Department will update print information (brochures) and train staff on programs available for social assistance at the Federal and State level, such as Florida Department of Children and Families/Access Florida for food stamps and other assistance, Florida Department of Economic Opportunity for Unemployment Compensation, SafeLink Wireless for mobile phones, etc.

- Performance Measure: Material and training in place for social assistance resources at one branch
- Target Metric: Completed or Not Completed

# Library Services

- Action: The Library Department will prioritize community workforce support by training staff on employment databases local career services, resume creation, and provide well equipped business, homework and job centers
- Performance Measure: Workforce information available to all with 20% of staff trained and one dedicated center established in all branches
- Target Metric: Completed or Not Completed

• Economy: Infrastructure- Quality of the Keys Experience- Upkeep of our attractions including Environment, Historical Sites and Beautification

- Action: The Library Department will provide improved access to cultural artifacts, especially those reflecting the unique qualities of Keys history including updating the format of our oral history, lecture and event collection.
- Performance Measure: Key West Florida History staff work with branches in assessing collections and establishing priorities for preservation with two locations beginning digitization of their collection
- Target Metric: Completed or Not Completed

Department Goals, Actions and Measures:

• Goal: Provide color copier and printing services

- Action: Lease color copiers ($20,000 for lease + $0.09pp service charge) for each Library location (Note that the library copier charges earned the General Fund $14,000 in FY18)
- Performance Measure: Acquisition of color copiers is in process for all branches
- Target Metric: Completed or Not Completed

- Action: Provide color printers for each Library location
- Performance Measure: Color printers in place at each library branch
- Target Metric: Completed or Not Completed

• Goal: Increase availability & circulation of language-learning materials/software

- Action: Purchase Mango for Public Libraries software (estimated $ 3800/year)
- Performance Measure: Mango Language product available to Monroe County Library patrons
- Target Metric: Completed or Not Completed

• Goal: Improve and increase communication and collaboration among Library Managers and Supervisors

- Action: Schedule regular in-person meetings quarterly to address changing needs of our communities and developing Library trends and service expansion
- Performance Measure: Quarterly Inter-Library Manager/Supervisor meetings held via Zoom
- Target Metric: 3 meetings

- Action: Establish a procedure and training to utilize ZOOM for meetings for Managers and Supervisors schedule as needed for collaborative meetings among staff working in similar service areas
- Performance Measure: Establish meeting procedures and provide training to all Managers and Supervisors on ZOOM
- Target Metric: Completed or Not Completed

• Goal: Complete construction phase of the Marathon Branch Library and implementation of move and transition plan

- Action: Secure additional staff necessary for safety and full service at all times in the new building. Such staff should be hired in advance of the move to begin training and to assist in the transition
- Performance Measure: Appropriate staff levels for transition to new branch facility
- Target Metric: Completed or Not Completed

- Action: Implement transition and move plan created in FY19
- Performance Measure: Implementation of transition plan
- Target Metric: Completed or Not Completed

• Goal: Provide system-wide technological growth and development, to meet the changing needs of our communities in their quality of life

- Action: Create Long-Term Technology Plan in collaboration with IT
- Performance Measure: Complete long-term Technology Plan
- Target Metric: Completed or Not Completed

# Library Services

• Goal: Increase usage of Children's Departments and Young Adult resources and environment to and encourage families, students, and teachers/tutors to utilize the library as a center that is appealing for all age groups

- Action: Create an effective learning environment for children and teens, providing computers, new flooring, comfortable seating, furniture that is attractive and engaging, creating a relaxed environment for encouraging teens to enjoy our resources
- Performance Measure: Remodel/Redecorate Children and Teen spaces at all locations
- Target Metric: Completed or Not Completed

- Action: Provide a media gaming area where possible
- Performance Measure: Gaming area installed in at least one library facility
- Target Metric: Completed or Not Completed

• Goal: Increase public participation on all age levels in an increased schedule of programs, classes, author presentations, arts and crafts, writing workshops, and similar offerings much in demand

- Action: Create an area for Maker Spaces, for such activities as digital photography, video editing, music production, web development, 3D printing, nautical navigation, with funding for essential hardware and equipment
- Performance Measure: Creation of spaces at all locations
- Target Metric: Completed or Not Completed

- Action: Expand our offerings of computer and tablet classes across the system, as well as creative software usage
- Performance Measure: Increase number of computer and tablet classes
- Target Metric: Completed or Not Completed

- Action: Increase our cultural programs, such as film series, live music, lecture series presenting local sources as well as outside presenters
- Performance Measure: Increase number of cultural programs
- Target Metric: by 3%

• Goal: Implement more efficient use of existing material budget

- Action: Use circulation and other relevant statistics to increase and justify amounts spent in all collection areas and adjust collection purchases to reflect patron usage
- Performance Measure: Increase circulation per capita
- Target Metric: By 10%

- Action: Use circulation and other relevant statistics to trim and modify each branch list of Automatically Yours Authors; avoid unnecessary duplication or orders
- Performance Measure: Decreased duplication based on statistics of usage and a smaller AY list, producing savings of funds in this area
- Target Metric: Completed or Not Completed

• Goal: Improve the quality of the Collections

- Action: Evaluate and use recognized sources for purchase recommendations, as well as patron and staff recommendations
- Performance Measure: Access for staff to preferred review sources and elimination of less valued sources
- Target Metric: Completed or Not Completed

- Action: Weed all collections areas regularly, using CREW guidelines; fill gaps created by weeding as needed
- Performance Measure: Updated collection in areas of greatest change
- Target Metric: Completed or Not Completed

• Goal: Increase visibility and awareness of Library services in the community

- Action: Expand the program of outreach activities, from daycare centers to adult care centers, presenting programs designed for each age group
- Performance Measure: Expand number of outreach activities
- Target Metric: Completed or Not Completed

• Goal: Cultivate a learning organization

- Action: Invest in development and retention of staff by providing opportunities to learn new skills through continuing education, including attendance at library related conferences

# Library Services

- Performance Measure: Increase staff participation in professional development
- Target Metric: by 10%

- Action: Develop a process for regular and information and knowledge sharing within the organization
- Performance Measure: Implement a systematic process to track sharing of information and knowledge within the organization; survey staff on observed results or lack of results
- Target Metric: Completed or Not Completed

- Action: Encourage staff participation in professional State and national Library organizations and attendance at their conferences
- Performance Measure: Encourage staff to join State and National Library organizations and attending such conferences.
- Target Metric: Completed or Not Completed

• Goal: Enhance and improve public access to Library materials collections in all the branches

- Action: Expand the training and role of the Cataloging Unit as a key support center in increasing and improving system-wide findability of materials
- Performance Measure: Increase cataloging staff visits to branches
- Target Metric: At least one visit to each branch

- Action: Double our digital contributions of historic and cultural artifacts to Digital Public Library of America to ensure these images are accessible to researchers, authors, local students, architects, use the Library's primary source materials; Digitization of audio- visual materials from the vault has been sidelined in favor of preservation and digitization of more fragile and older paper-based artifacts.
- Performance Measure: Increase contribution to Digital Public Library of America
- Target Metric: By 100%

| Budgetary Cost Summary | FY 2021 Actual | FY 2022 Actual | FY 2023 Adopted | FY 2023 Amended | FY 2024 Proposed | FY 2024 Change |
|---|---|---|---|---|---|---|
| Personnel Expenditures | 2,676,245 | 3,142,269 | 3,885,650 | 3,885,650 | 4,146,211 | 6.7% |
| Operating Expenditures | 1,118,771 | 776,239 | 1,174,545 | 1,196,930 | 1,317,975 | 12.2% |
| Capital Outlay Expenditures | 1,014,457 | 1,348,643 | 638,050 | 874,467 | 907,914 | 42.3% |
| **Total Budget** | **4,809,473** | **5,267,151** | **5,698,245** | **5,957,047** | **6,372,100** | **11.8%** |

| Appropriations by Department | FY 2021 Actual | FY 2022 Actual | FY 2023 Adopted | FY 2023 Amended | FY 2024 Proposed | FY 2024 Change |
|---|---|---|---|---|---|---|
| Impact Fees Libraries | 1,079,554 | 26,796 | 164,512 | 164,512 | - | (100)% |
| Libraries | 3,729,919 | 5,240,355 | 5,533,733 | 5,792,535 | 6,372,100 | 15% |
| **Total Budget** | **4,809,473** | **5,267,151** | **5,698,245** | **5,957,047** | **6,372,100** | **12%** |

| Revenue Sources | FY 2021 Actual | FY 2022 Actual | FY 2023 Adopted | FY 2023 Amended | FY 2024 Proposed | FY 2024 Change |
|---|---|---|---|---|---|---|
| General Fund | 3,609,522 | 4,359,158 | 5,253,733 | 5,253,733 | 6,143,236 | 16.9% |
| Governmental Fund Type Grants | 47,726 | 881,197 | - | 149,719 | - | -% |
| Impact Fees Fund - Libraries | 1,079,554 | 26,796 | 164,512 | 164,512 | - | (100.0)% |
| Misc Special Revenue Fund | 72,672 | - | 280,000 | 389,083 | 228,864 | (18.3)% |
| **Total Revenue** | **4,809,473** | **5,267,151** | **5,698,245** | **5,957,047** | **6,372,100** | **11.8%** |

# Library Services

| Position Summary by Department | FY 2021 Actual | FY 2022 Actual | FY 2023 Adopted | FY 2024 Proposed | FY 2024 Variance |
|---|---|---|---|---|---|
| Libraries | 37.16 | 42.16 | 45.25 | 45.25 | - |
| **Total Full-Time FTE** | 37.16 | 42.16 | 45.25 | 45.25 | - |
| **Total FTE** | **37.16** | **42.16** | **45.25** | **45.25** | **-** |

## Impact Fees Libraries

**Description and Services Provided**

Funds are used exclusively for the capital expansion of the county's library facilities in a manner consistent with the capital improvements plan of the comprehensive plan. The disbursal of such funds shall require the approval of the BOCC.

| Budgetary Cost Summary | FY 2021 Actual | FY 2022 Actual | FY 2023 Adopted | FY 2023 Amended | FY 2024 Proposed | FY 2024 Change |
|---|---|---|---|---|---|---|
| Operating Expenditures | 582,753 | 13,141 | 164,512 | 164,512 | - | (100.0)% |
| Capital Outlay Expenditures | 496,801 | 13,655 | - | - | - | -% |
| **Total Budget** | **1,079,554** | **26,796** | **164,512** | **164,512** | **-** | **(100.0)%** |

| Revenue Sources | FY 2021 Actual | FY 2022 Actual | FY 2023 Adopted | FY 2023 Amended | FY 2024 Proposed | FY 2024 Change |
|---|---|---|---|---|---|---|
| Impact Fees Fund - Libraries | 1,079,554 | 26,796 | 164,512 | 164,512 | - | (100.0)% |
| **Total Revenue** | **1,079,554** | **26,796** | **164,512** | **164,512** | **-** | **(100.0)%** |

# Library Services
## Libraries

### Mission Statement

The mission of the Monroe County Public Library is to meet the changing needs of our communities for information, education and recreation, in a variety of materials, formats and technologies

### Description and Services Provided

The Monroe County Public Library has a unique place in Florida history, as the oldest Library in South Florida, with beginnings dated as far back as 1853. The Key West Branch, which became the Headquarters Library, moved into its present location in 1959, with a major expansion in 1992. The Marathon Branch began operation in 1962 and took up its current location in 1982. The Key Largo Branch was started in the Key Largo Civic Club Building in 1962, moving once in 1967, and taking up its current location in 1989. Islamorada's Branch opened in 1966, with expansions in 1983 and 1997. The most recent Branch was established in Big Pine Key in 1995, with an expansion completed in 2003. In FY21, the County completed construction of a new Library building to replace the current Marathon Branch, the new facility features increased space to meet the growing needs of the community. Each branch reflects its own community, with its distinct interests and needs. Library service is ad valorem tax-based, funded by the General Fund of the Monroe County budget. Each of the five branches provide on-site services six days and one evening each week, including internet service, and our website www.keyslibraries.org provides 24/7 access to the full Library catalog, including renewal and request services, as well as to our many databases. Our collection includes a variety of media, ranging from the traditional print through e-books and digital databases. . The Library responds to the needs of users of all ages and diversity by providing equal, easy and open access to current materials and expanding services delivered in an efficient, timely, and professional manner by staff members who are friendly, helpful, and knowledgeable, in buildings that are inviting, comfortable, and fitted for technological growth and development.

Our services include:

- Free Library cards for County residents, providing access to all Library privileges
- Provision of books, periodicals, audio and video materials for circulation to Library patrons and in-house use
- Programs for children, ranging from toddlers through school-aged, both in-house and through outreach activities
- Programs for adults, covering a wide range of interests
- Inter-Library Loan services to obtain patron-requested materials from libraries around the country
- Reference services in person, by telephone inquiry, and through electronic transmission
- Public access to internet information through a computer network; wireless access also available onsite
- 24/7 access to the Library catalog through our website, providing off-site ability for patrons to renew and request Library materials
- 24/7 access through the Library website to our collection of databases, free to our patrons
- 24/7 access for our patrons to a growing collection of digital materials for downloading to a reading, viewing, or listening devices

| Budgetary Cost Summary | FY 2021 Actual | FY 2022 Actual | FY 2023 Adopted | FY 2023 Amended | FY 2024 Proposed | FY 2024 Change |
|---|---|---|---|---|---|---|
| Personnel Expenditures | 2,676,245 | 3,142,269 | 3,885,650 | 3,885,650 | 4,146,211 | 6.7% |
| Operating Expenditures | 536,018 | 763,098 | 1,010,033 | 1,032,418 | 1,317,975 | 30.5% |
| Capital Outlay Expenditures | 517,657 | 1,334,988 | 638,050 | 874,467 | 907,914 | 42.3% |
| **Total Budget** | **3,729,919** | **5,240,355** | **5,533,733** | **5,792,535** | **6,372,100** | **15.2%** |

| Revenue Sources | FY 2021 Actual | FY 2022 Actual | FY 2023 Adopted | FY 2023 Amended | FY 2024 Proposed | FY 2024 Change |
|---|---|---|---|---|---|---|
| General Fund | 3,609,522 | 4,359,158 | 5,253,733 | 5,253,733 | 6,143,236 | 16.9% |
| Governmental Fund Type Grants | 47,726 | 881,197 | - | 149,719 | - | -% |
| Misc Special Revenue Fund | 72,672 | - | 280,000 | 389,083 | 228,864 | (18.3)% |
| **Total Revenue** | **3,729,919** | **5,240,355** | **5,533,733** | **5,792,535** | **6,372,100** | **15.2%** |

| Position Summary | FY 2021 Actual | FY 2022 Actual | FY 2023 Adopted | FY 2024 Proposed | FY 2024 Variance |
|---|---|---|---|---|---|
| Administrative Support | 18.22 | 21.72 | 23.75 | 25.75 | 2.00 |
| Officials & Administrators | 9.00 | 8.50 | 10.50 | 8.50 | (2.00) |
| Professionals | 9.94 | 11.94 | 11.00 | 11.00 | - |
| **Total Full-Time FTE** | 37.16 | 42.16 | 45.25 | 45.25 | - |
| **Total FTE** | **37.16** | **42.16** | **45.25** | **45.25** | **-** |

# FY24 Proposed Budget

## *Building Department*

# Building

Proposed FY24:

## FY24 Revenue Source

**Non Ad Valorem Funds**

| | |
|---|---|
| Misc Special Revenu | $70,000 |
| Building Fund | $6,517,460 |
| | **$6,587,460** |

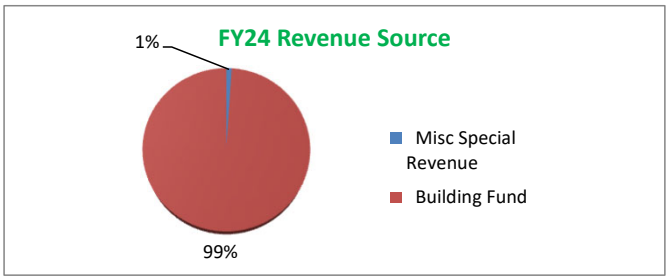


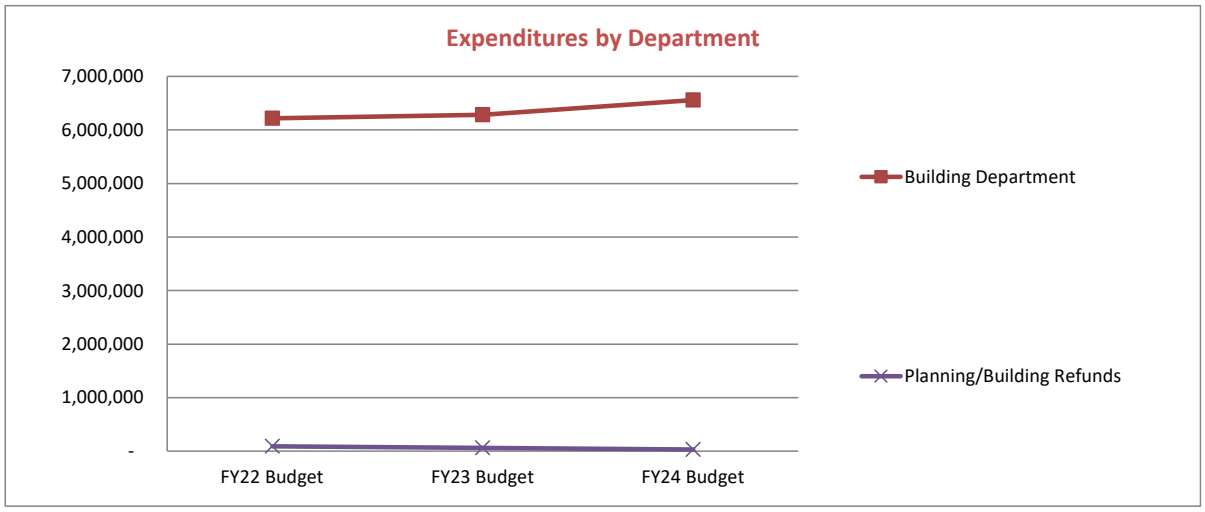


## Expenditures by Department

| | Adopted FY22 Budget | Adopted FY23 Budget | Proposed FY24 Budget | FY24 Change |
|---|---|---|---|---|
| Building Department | 6,215,706 | 6,281,030 | 6,557,460 | 4.4% |
| Planning/Building Refunds | 90,000 | 60,000 | 30,000 | -50.0% |
| Total | 6,305,706 | 6,341,030 | 6,587,460 | 3.9% |

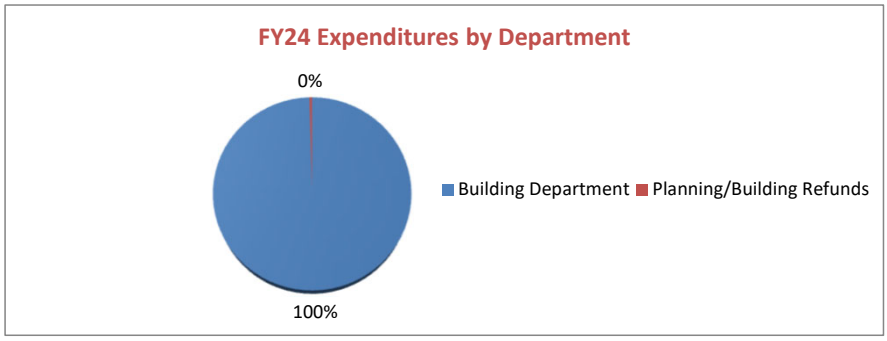

# Building

## Budgetary Cost Summary

| | Adopted FY22 Budget | Adopted FY23 Budget | Proposed FY24 Budget | FY24 % of Total | FY24 Change |
|---|---|---|---|---|---|
| Personnel Expenditures | 4,892,370 | 5,246,723 | 5,611,082 | 85.2% | 6.9% |
| Operating Expenditures | 1,233,804 | 1,233,456 | 900,378 | 13.7% | -27.0% |
| Capital Outlay Expenditures | 122,125 | 74,000 | 76,000 | 1.2% | 2.7% |
| Total | 6,248,299 | 6,554,179 | 6,587,460 | 100% | 0.5% |

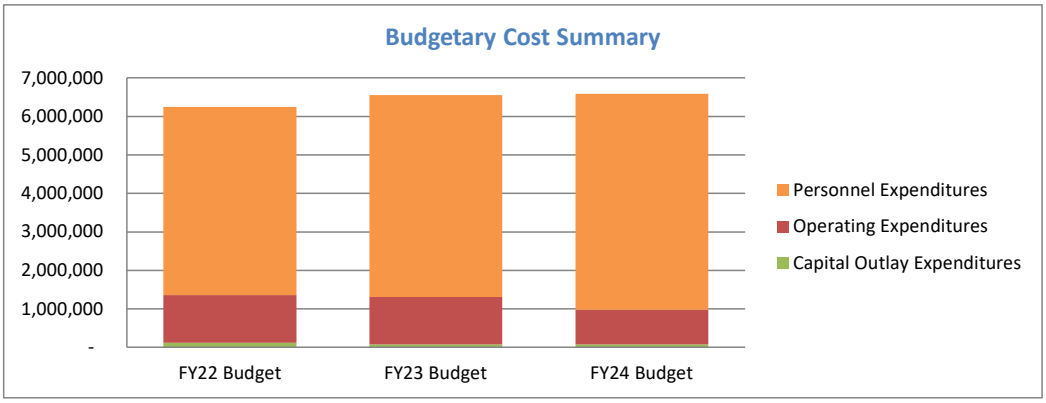


| | Adopted FY22 Budget | Adopted FY23 Budget | Proposed FY24 Budget | FY24 Change |
|---|---|---|---|---|
| FTE History | 47.31 | 46.31 | 46.31 | - |

| | |
|---|---|
| FY22 Change | + 3 FTE: Customer Service Rep 1<br>+ 2 FTE: Inspector/Plans Examiner<br>+ 1 FTE: Unlicensed Contractor - Code Investigation<br>- 0.35 FTE: result of FTE splits/reallocation - Executive Administrator<br>- 0.25 FTE: result of FTE splits/reallocation - Assistant County Admin<br>+ 1 FTE: Permit Ombudsman<br>+ 1 FTE: Senior Coordinator - Floodplain |
| FY23 Change | - 1 FTE: As a result of FTE splits/reallocation - Mitigation Administrator |
| FY24 Proposed Changes | No changes |

# Building Department



# Building Department

## Mission Statement

To protect public health and safety, property, and the environment by providing an efficient, effective, and considerate permitting and code administration system in accordance with the Monroe County Code and the Florida Statutes that is consistent with and furthers the Monroe County Comprehensive Plan.

## Services Provided

Provides planning, reviewing, and permitting services for compliance with the Florida Building Code, the Monroe County Code, and all other life safety codes.

Coordinates unsafe structure abatement with the Code Compliance Department and the Office of the County Attorney.

Provides inspection services in accordance with the Florida Building Code.

Provides a contractor licensing and testing program.

Provide staff support for the Contractors Examining Board and the Board of Adjustment and Appeals.

Provides coordinated administration and enforcement of County's Floodplain regulations including management of the County's Flood Insurance Inspection and Compliance Program .

## Strategic Goals

Monroe County BOCC Strategic Plan Areas of Concern and Priority-related Actions:

• Quality of Life: Viability- Wind and Flood Insurance Rates

- Action: The Building Department will explore the application of freeboard up to three feet (3') total. This freeboard requirement would mandate up to an additional three (3) feet of height over and above the Base
Flood Elevation requirements for all development in Special Flood Hazard Areas (SFHAs) in Monroe County.
- Performance Measure: Complete exploratory work on the application of the new freeboard requirement and present it to the Board of County Commissioners
- Target Metric: Completed or Not Completed

- Action: The Building Department will work with FEMA to unveil the new Flood Maps, promote public awareness through community meetings, gather public input, and communicate that to FEMA.
- Performance Measure: Increase public awareness and understanding of the new Flood Maps throughout Unincorporated Monroe.
- Target Metric: Completed or Not Completed

Department Goals, Actions, and Measures:

• Goal: Increase the Departments's internal hurricane preparedness for a more effective and professional response in an emergency

- Action: Develop and implement an Internal Hurricane Preparedness Plan for distribution to staff explaining what is expected of them as storms develop and threaten.
- Performance Measure: Update Plan with development of GIS Damage Assessment Tool
- Target Metric: Completed or Not Completed

• Goal: Increase Departments' ability to respond efficiently to workload demands through increased cross-training of the team.

- Action: Plan Reviewers and Inspectors to gain cross-discipline certifications
- Performance Measure: Number of staff who possess cross-discipline certifications
- Target Metric: 50% in the 1st of 2 years

- Action: Certification of Customer Service Representatives as Permit Technicians.
- Performance Measure: Number of Customer Service Representatives certified as Permit Technicians
- Target Metric: 35% in the 1st of 2 years

# Building Department

| Budgetary Cost Summary | FY 2021 Actual | FY 2022 Actual | FY 2023 Adopted | FY 2023 Amended | FY 2024 Proposed | FY 2024 Change |
|---|---|---|---|---|---|---|
| Personnel Expenditures | 4,003,041 | 4,598,058 | 5,246,723 | 5,246,723 | 5,611,082 | 6.9% |
| Operating Expenditures | 848,767 | 1,009,347 | 1,233,456 | 1,228,456 | 900,378 | (27.0)% |
| Capital Outlay Expenditures | 2,967 | 163,617 | 74,000 | 77,000 | 76,000 | 2.7% |
| **Total Budget** | **4,854,774** | **5,771,022** | **6,554,179** | **6,552,179** | **6,587,460** | **0.5%** |

| Appropriations by Department | FY 2021 Actual | FY 2022 Actual | FY 2023 Adopted | FY 2023 Amended | FY 2024 Proposed | FY 2024 Change |
|---|---|---|---|---|---|---|
| Building Department | 4,800,042 | 5,727,918 | 6,494,179 | 6,492,179 | 6,557,460 | 1% |
| Building Refunds | 54,732 | 43,104 | 60,000 | 60,000 | 30,000 | (50)% |
| **Total Budget** | **4,854,774** | **5,771,022** | **6,554,179** | **6,552,179** | **6,587,460** | **1%** |

| Revenue Sources | FY 2021 Actual | FY 2022 Actual | FY 2023 Adopted | FY 2023 Amended | FY 2024 Proposed | FY 2024 Change |
|---|---|---|---|---|---|---|
| Misc Special Revenue Fund | 39,050 | 31,509 | 88,400 | 88,400 | 70,000 | (20.8)% |
| Building Fund | 4,815,725 | 5,739,513 | 6,465,779 | 6,463,779 | 6,517,460 | 0.8% |
| **Total Revenue** | **4,854,774** | **5,771,022** | **6,554,179** | **6,552,179** | **6,587,460** | **0.5%** |

| Position Summary by Department | FY 2021 Actual | FY 2022 Actual | FY 2023 Adopted | FY 2024 Proposed | FY 2024 Variance |
|---|---|---|---|---|---|
| Building Department | 39.91 | 47.31 | 46.31 | 46.31 | - |
| **Total Full-Time FTE** | 39.91 | 47.31 | 46.31 | 46.31 | - |
| **Total FTE** | **39.91** | **47.31** | **46.31** | **46.31** | **-** |

# Building Department

## Building Department

### Mission Statement

To protect public health and safety, property, and the environment by providing an efficient, effective, and considerate permitting and code administration system in accordance with the Monroe County Code and the Florida Statutes that is consistent with and furthers the Monroe County Comprehensive Plan .

### Description and Services Provided

Provides planning, reviewing, and permitting services for compliance with the Florida Building Code, the Monroe County Code, and all other life safety codes.

Coordinates unsafe structure abatement with the Code Compliance Department and the Office of the County Attorney.

Provides inspection services in accordance with the Florida Building Code.

Provides a contractor licensing and testing program.

Provide staff support for the Contractors Examining Board and the Board of Adjustment and Appeals.

Provides coordinated administration and enforcement of County's Floodplain regulations including management of the County's Flood Insurance Inspection and Compliance Program .

### Major Variances

FY24 Budget Request includes:

Fund 180 is a self-supported fee-funded cost center. The chart on page 2 illustrates the revenue and expenditure comparison from FY13 through Estimated FY22.
REVENUE AND EXPENSE

In FY22 the adopted revenue was $5,793,000 and the actual revenue was $6,096,724 while actual expenses were $6,318,232, resulting in a deficit of $221,508, which included a transfer out of $538,659 to Cost Allocation Recovery.

Based on FY23 March OMB data, the FY23 estimated revenue is $6,405,779 and expenses are estimated to be $6,200,002, a surplus of $205,777.

For FY24 expenses are projected to be $7,333,752. Revenue of $6,822,000 would be expected to be achieved with a forecast of similar permitting activity and the fee resolution with its expected 6.5% CPI adjustment on October 1, 2023. The resulting deficit of $511,752 could be cured by either an additional 8% in permitting fees generated or by using a portion of the fund balance. The entire projected deficit can be shown as the result of increased Personal Service Costs. The FY23 beginning fund balance is $3,241,585.

Total Expenses for Cost Center 52502 / Fund 180 is projected at $6,600,391, comprised of:

- $5,831,091 for Personal Services;
- $ 692,300 for Operating Expenditures; and
- $ 77,000 for Capital Outlay (also includes $1,000 for IT Repairs & Maintenance).

Other expenses totaling $733,361 include:

- $ 46,302 for Building Legal expenses;
- $ 60,000 for Building Refunds (Cost Center 54501 / Fund 180);
- $ 88,400 for the Fund 158 Building Education Fund; and
- $538,659 for transfer related to Cost Allocation.

# Building Department

| Budgetary Cost Summary | FY 2021 Actual | FY 2022 Actual | FY 2023 Adopted | FY 2023 Amended | FY 2024 Proposed | FY 2024 Change |
|---|---|---|---|---|---|---|
| Personnel Expenditures | 4,003,041 | 4,598,058 | 5,246,723 | 5,246,723 | 5,611,082 | 6.9% |
| Operating Expenditures | 794,034 | 966,243 | 1,173,456 | 1,168,456 | 870,378 | (25.8)% |
| Capital Outlay Expenditures | 2,967 | 163,617 | 74,000 | 77,000 | 76,000 | 2.7% |
| **Total Budget** | **4,800,042** | **5,727,918** | **6,494,179** | **6,492,179** | **6,557,460** | **1.0%** |

| Revenue Sources | FY 2021 Actual | FY 2022 Actual | FY 2023 Adopted | FY 2023 Amended | FY 2024 Proposed | FY 2024 Change |
|---|---|---|---|---|---|---|
| Misc Special Revenue Fund | 39,050 | 31,509 | 88,400 | 88,400 | 70,000 | (20.8)% |
| Building Fund | 4,760,992 | 5,696,409 | 6,405,779 | 6,403,779 | 6,487,460 | 1.3% |
| **Total Revenue** | **4,800,042** | **5,727,918** | **6,494,179** | **6,492,179** | **6,557,460** | **1.0%** |

| Position Summary | FY 2021 Actual | FY 2022 Actual | FY 2023 Adopted | FY 2024 Proposed | FY 2024 Variance |
|---|---|---|---|---|---|
| Administrative Support | 20.58 | 22.98 | 22.98 | 22.98 | - |
| Officials & Administrators | 1.33 | 2.33 | 1.33 | 1.33 | - |
| Service - Maintenance | 1.00 | 2.00 | 3.00 | 3.00 | - |
| Professionals | 17.00 | 20.00 | 19.00 | 19.00 | - |
| **Total Full-Time FTE** | 39.91 | 47.31 | 46.31 | 46.31 | - |
| **Total FTE** | **39.91** | **47.31** | **46.31** | **46.31** | **-** |

# Building Department

## Building Refunds

**Description and Services Provided**

A budget is setup to account for refunds of permit fees.

| Budgetary Cost Summary | FY 2021 Actual | FY 2022 Actual | FY 2023 Adopted | FY 2023 Amended | FY 2024 Proposed | FY 2024 Change |
|---|---|---|---|---|---|---|
| Operating Expenditures | 54,732 | 43,104 | 60,000 | 60,000 | 30,000 | (50.0)% |
| **Total Budget** | **54,732** | **43,104** | **60,000** | **60,000** | **30,000** | **(50.0)%** |

| Revenue Sources | FY 2021 Actual | FY 2022 Actual | FY 2023 Adopted | FY 2023 Amended | FY 2024 Proposed | FY 2024 Change |
|---|---|---|---|---|---|---|
| Building Fund | 54,732 | 43,104 | 60,000 | 60,000 | 30,000 | (50.0)% |
| **Total Revenue** | **54,732** | **43,104** | **60,000** | **60,000** | **30,000** | **(50.0)%** |

# FY24 Proposed Budget

## *Planning & Environmental Resources*

# Planning & Environmental Resources

Proposed FY24:

## FY24 Revenue Source

**Non Ad Valorem Funds**

| | |
|---|---|
| MSTD - Plng/Bldg/Code/Fire Mar | $4,738,129 |
| Affordable Housing Initiatives | $15,232 |
| Boating Improvement Fund | $1,192,485 |
| Misc Special Revenue | $53,500 |
| Environmental Restoration | $1,606,323 |
| | **$7,605,669** |

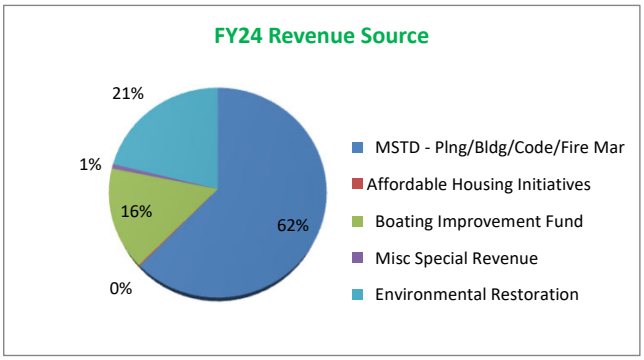


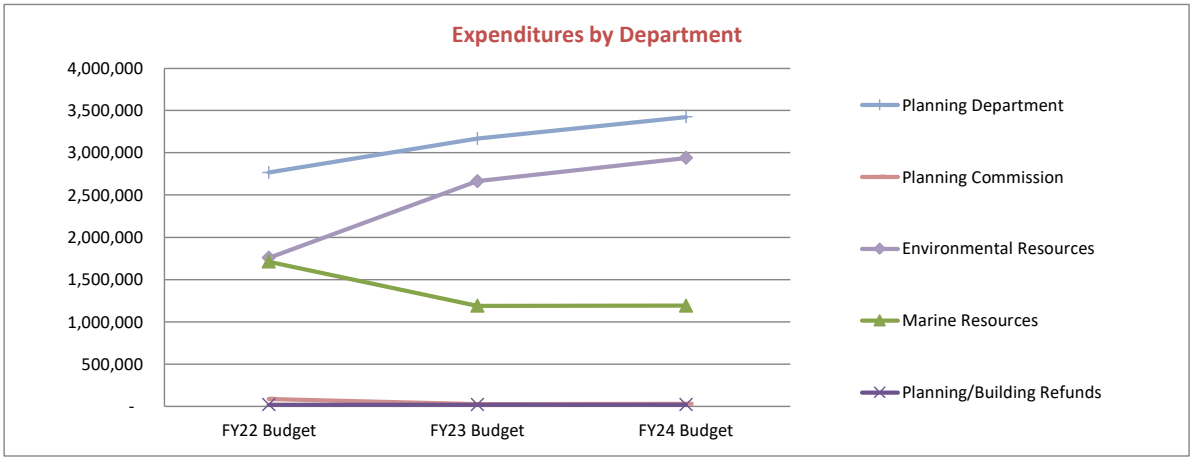


## Expenditures by Department

| | Adopted FY22 Budget | Adopted FY23 Budget | Proposed FY24 Budget | FY24 Change |
|---|---|---|---|---|
| Environmental Resources | 1,758,324 | 2,664,269 | 2,938,970 | 10.3% |
| Marine Resources | 1,712,541 | 1,190,116 | 1,192,485 | 0.2% |
| Planning Commission | 88,409 | 27,402 | 30,209 | 10.2% |
| Planning Department | 2,767,394 | 3,168,513 | 3,424,005 | 8.1% |
| Planning/Building Refunds | 20,000 | 20,000 | 20,000 | 0.0% |
| Total | 6,346,668 | 7,070,300 | 7,605,669 | 7.6% |

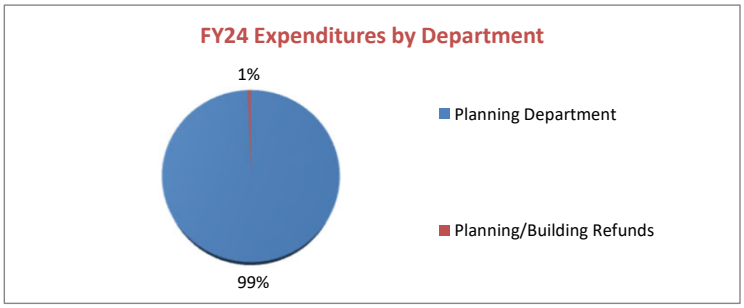

# Planning & Environmental Resources

## Budgetary Cost Summary

| | Adopted FY22 Budget | Adopted FY23 Budget | Proposed FY24 Budget | FY24 % of Total | FY24 Change |
|---|---|---|---|---|---|
| Personnel Expenditures | 3,800,970 | 4,127,989 | 4,432,376 | 58.3% | 7.4% |
| Operating Expenditures | 1,459,391 | 2,512,071 | 2,630,874 | 34.6% | 4.7% |
| Capital Outlay Expenditures | 1,086,307 | 430,240 | 542,419 | 7.1% | 26.1% |
| Total | 6,346,668 | 7,070,300 | 7,605,669 | 100% | 7.6% |

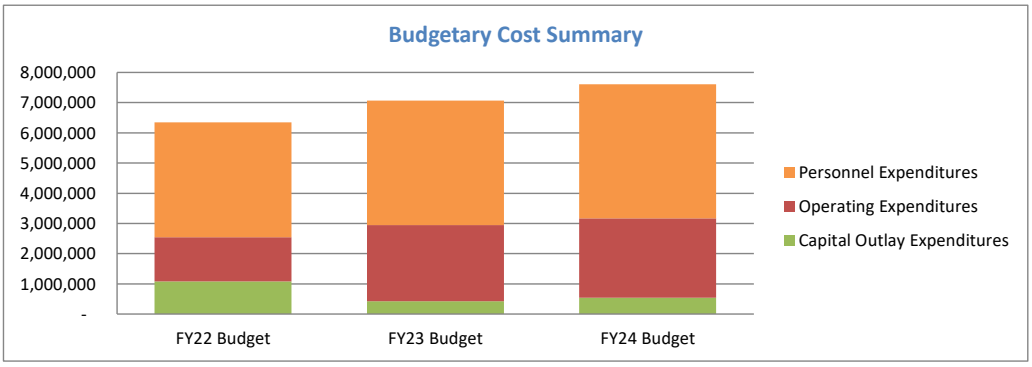


| | Adopted FY22 Budget | Adopted FY23 Budget | Proposed FY24 Budget | FY24 Change |
|---|---|---|---|---|
| FTE History | 35.88 | 36.88 | 36.88 | - |
| FY22 Change | -1 FTE: Affordable Housing Contract<br>+ 2 FTE: Prinicpal Environmental Planners<br>- 0.35 FTE: Removed Executive Administrator<br>- 0.25 FTE: FTE split/reallocation of Assistant County Admin<br>+ 1 FTE: Land Steward Assistant<br>+ 5 FTE: Sr. Environmental Planners | | | |
| FY23 Change | + 1 FTE: As a result of FTE splits/reallocation - Mitigation Administrator | | | |
| FY24 Proposed Changes | No changes | | | |

# Planning & Environmental Resources

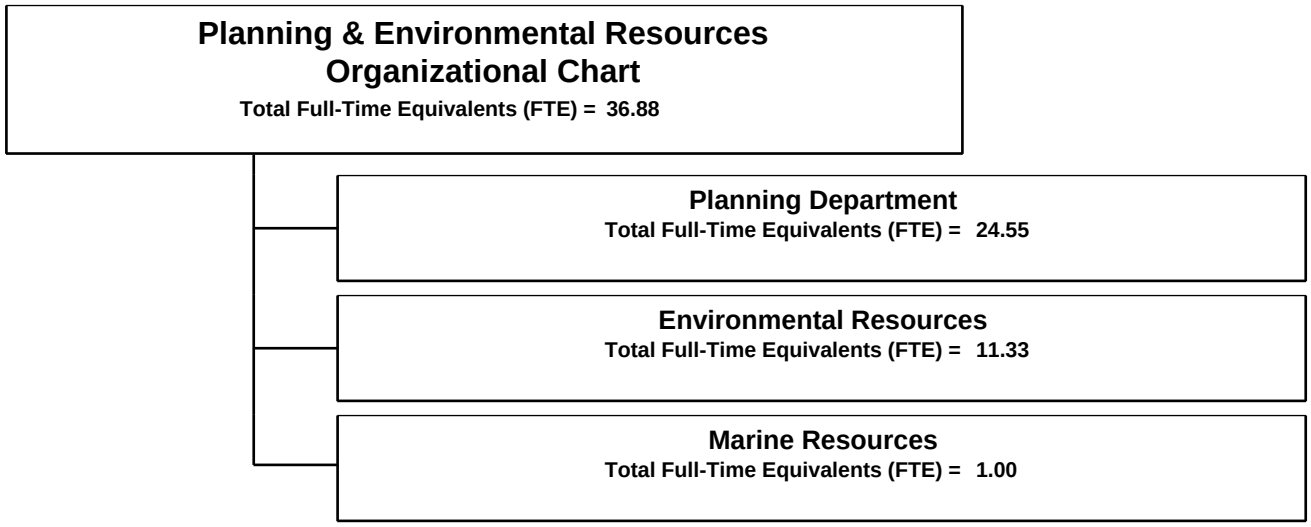

# Planning & Environmental Resources

## Mission Statement

The Planning and Environmental Resources Department is responsible for the administration of the adopted Monroe County Year 2030 Comprehensive Plan and Land Development Code through review of all development proposals for compliance with these plans

## Services Provided

Planning:
The Planning and Environmental Resources Department fosters sustainable, quality development in Monroe County while conserving and promoting stewardship of the County's fragile environment and the unique character of its diverse island communities. The Department is responsible for the administration of the adopted Monroe County Year 2030 Comprehensive Plan and Land Development Code thorough review of all development proposals for compliance with these plans, including community character, growth management provisions, and environmental compliance; and processing of amendments to the Comprehensive Plan and Land Development Codes based on changing conditions and applicant requests. The Department services also include transportation planning, administration of the County's affordable housing programs, and Geographical Information Systems (GIS) administration for both the Department and other County entities as needed.

Environmental Resources:
The Environmental Resources Office conducts a review of applications for compliance with environmental regulations, such as habitat identification, landscaping, stormwater, land clearing, and FEMA required review of potential endangered species impacts under the Permit Referral Process. Environmental Resources staff works to protect the sensitive environment and endangered species of the county, in coordination with state and federal environmental agencies. In addition, this office works in coordination with the Monroe County Land Authority, the Land Steward, and the Florida Department of Environmental Protection on land acquisition initiatives for conservation and retirement of development rights.

Marine Resources:
The Marine Resources Office works to protect the nearshore marine environment, ensure public water access, and provide waterway infrastructure for the recreational boating public. The Office manages Boating Improvement Funds and secures marine-related grants, which are used to remove derelict vessels, maintain channel markers, and provide pump-out service throughout the Keys. The Office also develops boating regulations, in coordination with FWC, for boater safety as well as anchoring and mooring management.

Marker Maintenance- $60,000 per year
Derelict Vessel Removal- $230,000 per year
Mobile Vessel Pumpout Program- $574,000 per year

Environmental Restoration:
The Land Steward manages the County's habitat restoration and improvement projects to enhance and preserve county-managed lands and partners with state and federal agencies on management issues. The Land Steward's focus includes invasive exotic species removal, habitat restoration, debris removal, and wildfire hazard reduction. The Land Steward also contributes to land acquisition efforts for both conservation purposes and the retirement of development rights.

## Strategic Goals

Monroe County BOCC Strategic Plan Areas of Concern and Priority related Actions:

• Quality of Life: Community Character-Smart Growth

- Action: The Planning and Environmental Resources Department will collaborate with FDEP on additional land acquisition for conservation and the retirement of development rights.
- Performance Measure: Ongoing collaboration with FDEP; 100% response to requests from FDEP related to acquisition within 7 days.
- Target Metric: completed/not completed

• Quality of Life: Community Character-Respectful Redevelopment

- Action: Pending a 5-year Capital Improvement Plan (CIP) completion by OMB, the Planning and Environmental Resources Department will complete an Impact Fee study.
- Performance Measure: Completed Impact Fee Study
- Target Metric: 50% Completed (assume 2 years)

• Quality of Life: Viability- Workforce Housing

## Planning & Environmental Resources

- Action: The Planning and Environmental Resources Department will reserve 36% of ROGO allocations annually for affordable workforce housing units.
- Performance Measure: Reserve identified ROGO allocations annually for affordable housing units
- Target Metric: 36% annually (averaged over the total ROGO allocations awarded through 2023)

- Action: The Planning and Environmental Resources Department will amend the Comprehensive Plan and Land Development Code to require all affordable housing to be workforce housing.
- Performance Measure: Bring proposal to public hearing
- Target Metric: Completed or Not Completed

• Quality of Life: Viability- Traffic and Road Safety on US1

- Action: The Planning and Environmental Resources Department will advocate to secure funding for a Transportation Strategy Master Plan, incorporating intermodal transportation options, including mass transit, and climate change considerations to increase transportation effectiveness and efficiency within the County.
- Performance Measure: secure funding
- Target Metric: 100% funded at $350,000

• Quality of Life: Services to All- Access to water for economy and recreation

- Action: The Planning and Environmental Resources Department, in cooperation with the Project Management Department, will set aside BIF funding to prioritize the restoration of public boat ramps with the County.
- Performance Measure: Discussion by staff and/or BOCC of boat ramp restoration opportunities
- Target Metric: Completed or Not Completed

• Environment: Conservation- Nearshore Water Quality

- Action: The Planning and Environmental Resources Department will increase the annual number of vessel sewage pump outs to further improve and protect water quality.
- Performance Measure: Increase the vessel sewage pump outs
- Target Metric: Increase above previous year

• Environment: Protection- Nearshore Water and Benthic monitoring

- Action: The Planning and Environmental Resources Department will prioritize removal of derelict and sunken vessels Keys-wide.
- Performance Measure: Continue Derelict Vessel Removal program
- Target Metric: Removal of 100% of identified vessels annually

• Environment: Restoration- Irma Recovery

- Action: The Planning and Environmental Resources Department will implement planned housing assistance projects related to Hurricane Irma recovery.
- Performance Measure: Implement CDBG-DR, Tiny Homes, and HMGP projects.
- Target Metric: Completed or Not Completed

• Environment: Resiliency- Adaptation plans to help plant, animals and humans adapt to climate change impacts

- Action: The Planning and Environmental Resources Department will initiate the process to define and identify proposed Adaptation Action Areas (AAAs) or a similar concept in order to help address climate change impacts
- Performance Measure: Apply for State Grant and Coordinate timeline for AAAs with other sea level rise and peril of flood projects.
- Target Metric: completed

• Environment: Resiliency- Stormwater Solutions

- Action: The Planning and Environmental Resources Department will initiate and review Storm Water Management Regulations for consistency with best management practices, in anticipation of adopting updated regulations.
- Performance Measure: Hire consultant and initiate process
- Target Metric: completed

## Planning & Environmental Resources

• Economy: Workforce- Workforce Housing

- Action: The Planning and Environmental Resources Department will begin the public input process for implementation of inclusionary housing requirements for nonresidential and transient/hotel development and redevelopment within the County.
- Performance Measure: initiate public hearings
- Target Metric: completed

• Economy: Infrastructure- Quality of the Keys Experience- Upkeep of our attractions including Environment, Historical Sites and Beautification

- Action: The Planning and Environmental Resources Department will expand environmental restoration and maintenance efforts on County owned and managed properties.
- Performance Measure: incorporate additional county owned land into management plan
- Target Metric: increase number/acres of property managed by County

Department Goals, Actions and Measures:

• Goal: Recruit a full Department staff based on our organizational chart.

- Action: Increase scope of advertising and promotion of open positions in various forums.
- Performance Measure: advertise in forums beyond county website and APA.
- Target Metric: Completed

• Goal: Provide improved career opportunities for existing staff.

- Action: Evaluate need for changes to structure of department.
- Performance Measure: Complete evaluation department structure
- Target Metric: Completed or not completed

- Action: Survey staff regarding their career goals and current Department opportunities.
- Performance Measure: Complete staff survey
- Target Metric: Completed or not completed

• Goal: Investigate project management software for use within Department to improve efficiencies.

- Action: Identify potential software options.
- Performance Measure: Identify potential software solutions for increased operational efficiencies
- Target Metric: Completed or not completed

- Action: Determine potential benefits vs costs of such programs.
- Performance Measure: Complete cost benefit analysis of software solutions for increased operational efficiencies
- Target Metric: Completed or not completed

• Goal: Promote and expand existing certification incentive program.

- Action: Educate existing and new staff on program details.
- Performance Measure: All Staff trained on certification incentive program
- Target Metric: Completed or not completed

- Action: Identify additional certifications that could be beneficial to the Department.
- Performance Measure: Additional certifications identified for certification incentive program
- Target Metric: Completed or not completed

- Action: Advocate for inclusion of additional certifications in the program.
- Performance Measure: Advocate for inclusion of additional identified certifications
- Target Metric: Completed or not completed

• Goal: Maximize use of staff for most essential tasks

- Action: Consider and evaluate option of using contractors for additional Department tasks, such as biannual channel marker surveys.
- Performance Measure: Identify cost and potential scope of work for contractor Involvement
- Target Metric: Completed or not completed

# Planning & Environmental Resources

| Budgetary Cost Summary | FY 2021 Actual | FY 2022 Actual | FY 2023 Adopted | FY 2023 Amended | FY 2024 Proposed | FY 2024 Change |
|---|---|---|---|---|---|---|
| Personnel Expenditures | 3,143,303 | 3,739,761 | 4,127,989 | 4,404,734 | 4,432,376 | 7.4% |
| Operating Expenditures | 3,780,855 | 2,655,304 | 2,512,071 | 13,124,361 | 2,630,874 | 4.7% |
| Capital Outlay Expenditures | 23,718 | 5,382,583 | 430,240 | 3,598,186 | 542,419 | 26.1% |
| **Total Budget** | **6,947,876** | **11,777,648** | **7,070,300** | **21,127,280** | **7,605,669** | **7.6%** |

| Appropriations by Department | FY 2021 Actual | FY 2022 Actual | FY 2023 Adopted | FY 2023 Amended | FY 2024 Proposed | FY 2024 Change |
|---|---|---|---|---|---|---|
| Environmental Resources | 1,639,648 | 6,546,852 | 2,664,269 | 14,798,957 | 2,938,970 | 10% |
| Marine Projects | 1,783,379 | - | - | 88,258 | - | -% |
| Marine Resources | 565,089 | 2,205,974 | 1,190,116 | 2,144,777 | 1,192,485 | -% |
| Planning Commission | 82,419 | 75,274 | 27,402 | 27,402 | 30,209 | 10% |
| Planning Department | 2,872,622 | 2,928,748 | 3,168,513 | 4,047,886 | 3,424,005 | 8% |
| Planning Refunds | 4,720 | 20,801 | 20,000 | 20,000 | 20,000 | -% |
| **Total Budget** | **6,947,876** | **11,777,648** | **7,070,300** | **21,127,280** | **7,605,669** | **8%** |

| Revenue Sources | FY 2021 Actual | FY 2022 Actual | FY 2023 Adopted | FY 2023 Amended | FY 2024 Proposed | FY 2024 Change |
|---|---|---|---|---|---|---|
| Governmental Fund Type Grants | 3,090,305 | 6,843,585 | - | 14,006,336 | - | -% |
| Mstd - Plng/bldg/code/fire Mar | 2,989,479 | 3,530,176 | 4,389,728 | 4,440,372 | 4,738,129 | 7.9% |
| Affordable Housing Initiatives | - | - | 15,232 | 15,232 | 15,232 | -% |
| Boating Improvement Fund (BIF) | 565,089 | 974,951 | 1,190,116 | 1,190,116 | 1,192,485 | 0.2% |
| Misc Special Revenue Fund | 19,133 | 29,413 | 51,680 | 51,680 | 53,500 | 3.5% |
| Environmental Restoration Fund | 283,870 | 399,523 | 1,423,544 | 1,423,544 | 1,606,323 | 12.8% |
| **Total Revenue** | **6,947,876** | **11,777,648** | **7,070,300** | **21,127,280** | **7,605,669** | **7.6%** |

| Position Summary by Department | FY 2021 Actual | FY 2022 Actual | FY 2023 Adopted | FY 2024 Proposed | FY 2024 Variance |
|---|---|---|---|---|---|
| Planning Department | 22.15 | 23.55 | 24.55 | 24.55 | - |
| Environmental Resources | 6.33 | 11.33 | 11.33 | 11.33 | - |
| Marine Resources | 1.00 | 1.00 | 1.00 | 1.00 | - |
| **Total Full-Time FTE** | 29.48 | 35.88 | 36.88 | 36.88 | - |
| **Total FTE** | **29.48** | **35.88** | **36.88** | **36.88** | **-** |

# Planning & Environmental Resources

## Planning Department

### Mission Statement

The Planning and Environmental Resources Department is responsible for the administration of the adopted Monroe County Year 2030 Comprehensive Plan and Land Development Code through review of all development proposals for compliance with these plans

### Description and Services Provided

Provide development review services for projects to ensure compliance with Comprehensive Plan and Land Development Regulations.
Enhance and maintain the County's permit allocation system for residential and non-residential development.
Implement Livable CommuniKeys Program and adopted community master plans through amendments to Land Development Regulations and other actions identified in these plans.
Maintain and update the County Comprehensive Plan in accordance with Chapters 163 and 380 Florida Statutes .
Maintain and amend the Land Development Regulations in accordance with the Comprehensive Plan, requirements resulting from community master planning efforts and regulatory streamlining efforts.
Prepare revised policy and regulatory framework, including amendments to the Comprehensive Plan and Land Development Regulations needed to implement Goal 105, Smart Growth/Tier System and appropriate recommendations of the Florida Keys Carrying Capacity.
Provide policy recommendations on the Comprehensive Plan and County's compliance with State Comprehensive Plan mandates to the BOCC, County Administrator, Directors and other County agencies.
Compile and disseminate policy, demographic, socio-economic, environmental and planning information to public and other County and public agencies.
Provide staff administrative support to Development Review Committee, Planning Commission, Historic Preservation Commission, Beneficial Use and Vesting Officer and special ad hoc committees.

| Budgetary Cost Summary | FY 2021 Actual | FY 2022 Actual | FY 2023 Adopted | FY 2023 Amended | FY 2024 Proposed | FY 2024 Change |
|---|---|---|---|---|---|---|
| Personnel Expenditures | 2,138,448 | 2,532,599 | 2,749,341 | 2,968,847 | 2,960,020 | 7.7% |
| Operating Expenditures | 720,773 | 389,953 | 393,915 | 1,040,204 | 437,135 | 11.0% |
| Capital Outlay Expenditures | 13,401 | 6,195 | 25,257 | 38,835 | 26,850 | 6.3% |
| **Total Budget** | **2,872,622** | **2,928,748** | **3,168,513** | **4,047,886** | **3,424,005** | **8.1%** |

| Revenue Sources | FY 2021 Actual | FY 2022 Actual | FY 2023 Adopted | FY 2023 Amended | FY 2024 Proposed | FY 2024 Change |
|---|---|---|---|---|---|---|
| Governmental Fund Type Grants | 539,727 | 166,083 | - | 879,373 | - | -% |
| Mstd - Plng/bldg/code/fire Mar | 2,332,895 | 2,762,665 | 3,153,281 | 3,153,281 | 3,408,773 | 8.1% |
| Affordable Housing Initiatives | - | - | 15,232 | 15,232 | 15,232 | -% |
| **Total Revenue** | **2,872,622** | **2,928,748** | **3,168,513** | **4,047,886** | **3,424,005** | **8.1%** |

| Position Summary | FY 2021 Actual | FY 2022 Actual | FY 2023 Adopted | FY 2024 Proposed | FY 2024 Variance |
|---|---|---|---|---|---|
| Administrative Support | 6.61 | 5.01 | 5.01 | 8.01 | 3.00 |
| Officials & Administrators | 6.34 | 7.34 | 8.34 | 8.34 | - |
| Professionals | 9.20 | 11.20 | 11.20 | 8.20 | (3.00) |
| **Total Full-Time FTE** | 22.15 | 23.55 | 24.55 | 24.55 | - |
| **Total FTE** | **22.15** | **23.55** | **24.55** | **24.55** | **-** |

# Planning & Environmental Resources

## Planning Commission

### Description and Services Provided

The primary function of the Planning Commission and planning staff members is serving the needs of the residents by following the Goals and Objectives of the Monroe County 2030 Comprehensive Plan and the Land Development Regulations as follows:

- Serve as the “local planning agency” pursuant to Section 163.3174; F.S
- Hold public hearings
- Review applications and comprehensive plan and land development code amendments
- Prepare recommendation for the Board of County Commissioners

| Budgetary Cost Summary | FY 2021 Actual | FY 2022 Actual | FY 2023 Adopted | FY 2023 Amended | FY 2024 Proposed | FY 2024 Change |
|---|---|---|---|---|---|---|
| Personnel Expenditures | 56,254 | 56,854 | - | - | - | -% |
| Operating Expenditures | 26,165 | 18,421 | 27,402 | 27,402 | 30,209 | 10.2% |
| **Total Budget** | **82,419** | **75,274** | **27,402** | **27,402** | **30,209** | **10.2%** |

| Revenue Sources | FY 2021 Actual | FY 2022 Actual | FY 2023 Adopted | FY 2023 Amended | FY 2024 Proposed | FY 2024 Change |
|---|---|---|---|---|---|---|
| Mstd - Plng/bldg/code/fire Mar | 82,419 | 75,274 | 27,402 | 27,402 | 30,209 | 10.2% |
| **Total Revenue** | **82,419** | **75,274** | **27,402** | **27,402** | **30,209** | **10.2%** |

# Planning & Environmental Resources

## Environmental Resources

### Description and Services Provided

Review and process of development applications consistent with 2030 Comp Plan and Land Development Regulations
Provide timely and courteous customer assistance
Pre & post development site analyses and inspections
Conduct habitat analyses and delineations
Review conditional use, administrative relief variances, beneficial use determination reviews and reports
Interdivisional coordination with Building Dept., Code Enforcement, Marine Resources, Planning
Interdepartmental coordination with Engineering, Public Works, County Attorney, Airports
Interagency coordination (FWS, ACOE, DEP, FWC, DCA, SFWMD, EPA, DOD) on environmentally related issues
Conduct tier designation reviews and updates
Complete Key Deer HCP monitoring and reporting
Review and draft Comprehensive Plan amendments and updates
Review applications under the Permit Referral Process
Assist in evaluating acquisitions strategies and reviewing properties for acquisition

| Budgetary Cost Summary | FY 2021 Actual | FY 2022 Actual | FY 2023 Adopted | FY 2023 Amended | FY 2024 Proposed | FY 2024 Change |
|---|---|---|---|---|---|---|
| Personnel Expenditures | 782,345 | 946,224 | 1,236,525 | 1,293,764 | 1,349,413 | 9.1% |
| Operating Expenditures | 855,806 | 732,303 | 1,407,780 | 10,330,611 | 1,459,007 | 3.6% |
| Capital Outlay Expenditures | 1,497 | 4,868,325 | 19,964 | 3,174,582 | 130,550 | 553.9% |
| **Total Budget** | **1,639,648** | **6,546,852** | **2,664,269** | **14,798,957** | **2,938,970** | **10.3%** |

| Revenue Sources | FY 2021 Actual | FY 2022 Actual | FY 2023 Adopted | FY 2023 Amended | FY 2024 Proposed | FY 2024 Change |
|---|---|---|---|---|---|---|
| Governmental Fund Type Grants | 767,200 | 5,446,479 | - | 12,084,044 | - | -% |
| Mstd - Plng/bldg/code/fire Mar | 569,445 | 671,437 | 1,189,045 | 1,239,689 | 1,279,147 | 7.6% |
| Misc Special Revenue Fund | 19,133 | 29,413 | 51,680 | 51,680 | 53,500 | 3.5% |
| Environmental Restoration Fund | 283,870 | 399,523 | 1,423,544 | 1,423,544 | 1,606,323 | 12.8% |
| **Total Revenue** | **1,639,648** | **6,546,852** | **2,664,269** | **14,798,957** | **2,938,970** | **10.3%** |

| Position Summary | FY 2021 Actual | FY 2022 Actual | FY 2023 Adopted | FY 2024 Proposed | FY 2024 Variance |
|---|---|---|---|---|---|
| Administrative Support | - | - | - | 1.00 | 1.00 |
| Officials & Administrators | 2.33 | 2.33 | 2.33 | 3.33 | 1.00 |
| Professionals | 4.00 | 9.00 | 9.00 | 7.00 | (2.00) |
| **Total Full-Time FTE** | 6.33 | 11.33 | 11.33 | 11.33 | - |
| **Total FTE** | **6.33** | **11.33** | **11.33** | **11.33** | **-** |

# Planning & Environmental Resources

## Marine Resources

### Description and Services Provided

• Maintain a Keys-wide system of aids to navigation and boating regulatory zones designed to both assist boaters and protect valuable shallow-water resources.
• Coordinate with other county offices and state and federal agencies.
• Customer assistance; including addressing a wide variety of public concerns regarding boating issues and shoreline protection.
• Dispose of derelict and abandoned vessels.
• Provide vessel launching facilities, and provide keys-wide vessel pump out services
• Development of mooring fields

| Budgetary Cost Summary | FY 2021 Actual | FY 2022 Actual | FY 2023 Adopted | FY 2023 Amended | FY 2024 Proposed | FY 2024 Change |
|---|---|---|---|---|---|---|
| Personnel Expenditures | 166,257 | 204,084 | 142,123 | 142,123 | 122,943 | (13.5)% |
| Operating Expenditures | 390,012 | 1,493,827 | 662,974 | 1,617,885 | 684,523 | 3.3% |
| Capital Outlay Expenditures | 8,820 | 508,064 | 385,019 | 384,769 | 385,019 | -% |
| **Total Budget** | **565,089** | **2,205,974** | **1,190,116** | **2,144,777** | **1,192,485** | **0.2%** |

| Revenue Sources | FY 2021 Actual | FY 2022 Actual | FY 2023 Adopted | FY 2023 Amended | FY 2024 Proposed | FY 2024 Change |
|---|---|---|---|---|---|---|
| Governmental Fund Type Grants | - | 1,231,023 | - | 954,661 | - | -% |
| Boating Improvement Fund (BIF) | 565,089 | 974,951 | 1,190,116 | 1,190,116 | 1,192,485 | 0.2% |
| **Total Revenue** | **565,089** | **2,205,974** | **1,190,116** | **2,144,777** | **1,192,485** | **0.2%** |

| Position Summary | FY 2021 Actual | FY 2022 Actual | FY 2023 Adopted | FY 2024 Proposed | FY 2024 Variance |
|---|---|---|---|---|---|
| Administrative Support | 1.00 | 1.00 | 1.00 | 1.00 | - |
| **Total Full-Time FTE** | 1.00 | 1.00 | 1.00 | 1.00 | - |
| **Total FTE** | **1.00** | **1.00** | **1.00** | **1.00** | **-** |

# Planning & Environmental Resources

## Planning Refunds

**Description and Services Provided**

A budget is setup to account for refunds of permit fees.

| Budgetary Cost Summary | FY 2021 Actual | FY 2022 Actual | FY 2023 Adopted | FY 2023 Amended | FY 2024 Proposed | FY 2024 Change |
|---|---|---|---|---|---|---|
| Operating Expenditures | 4,720 | 20,801 | 20,000 | 20,000 | 20,000 | -% |
| **Total Budget** | **4,720** | **20,801** | **20,000** | **20,000** | **20,000** | **-%** |

| Revenue Sources | FY 2021 Actual | FY 2022 Actual | FY 2023 Adopted | FY 2023 Amended | FY 2024 Proposed | FY 2024 Change |
|---|---|---|---|---|---|---|
| Mstd - Plng/bldg/code/fire Mar | 4,720 | 20,801 | 20,000 | 20,000 | 20,000 | -% |
| **Total Revenue** | **4,720** | **20,801** | **20,000** | **20,000** | **20,000** | **-%** |

# Planning & Environmental Resources

## Marine Projects

**Description and Services Provided**

Provide effluent pump-out services to live-aboards, thereby, keeping our shore waters cleaner.

| Budgetary Cost Summary | FY 2021 Actual | FY 2022 Actual | FY 2023 Adopted | FY 2023 Amended | FY 2024 Proposed | FY 2024 Change |
|---|---|---|---|---|---|---|
| Operating Expenditures | 1,783,379 | - | - | 88,258 | - | -% |
| **Total Budget** | **1,783,379** | **-** | **-** | **88,258** | **-** | **-%** |

| Revenue Sources | FY 2021 Actual | FY 2022 Actual | FY 2023 Adopted | FY 2023 Amended | FY 2024 Proposed | FY 2024 Change |
|---|---|---|---|---|---|---|
| Governmental Fund Type Grants | 1,783,379 | - | - | 88,258 | - | -% |
| **Total Revenue** | **1,783,379** | **-** | **-** | **88,258** | **-** | **-%** |

# FY24 Proposed Budget

## *Code Compliance*

# Code Compliance

Proposed FY24:

## FY24 Revenue Source

**Non Ad Valorem**

| | |
|---|---|
| MSTD - Plng/Bldg/Code/Fire Mar | $2,580,669 |
| | **$2,580,669** |

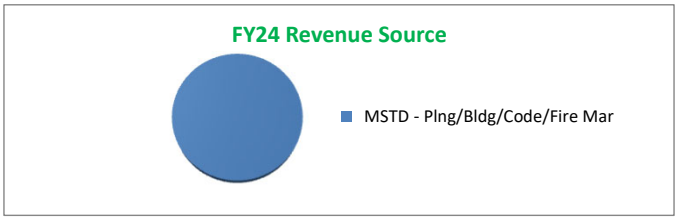


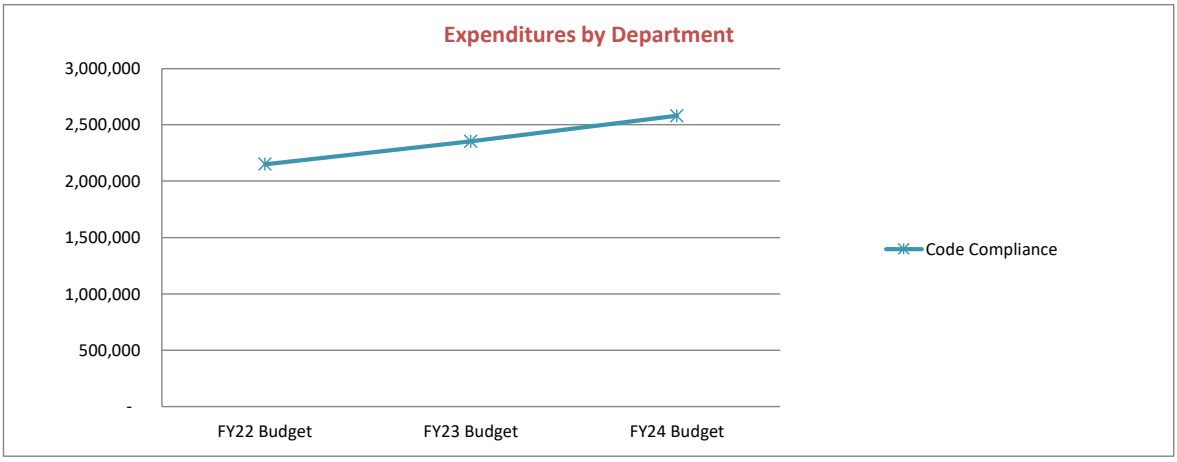


## Expenditures by Department

| | Adopted FY22 Budget | Adopted FY23 Budget | Proposed FY24 Budget | FY24 Change |
|---|---|---|---|---|
| Code Compliance | 2,150,052 | 2,352,378 | 2,580,669 | 9.7% |
| Total | 2,150,052 | 2,352,378 | 2,580,669 | 9.7% |

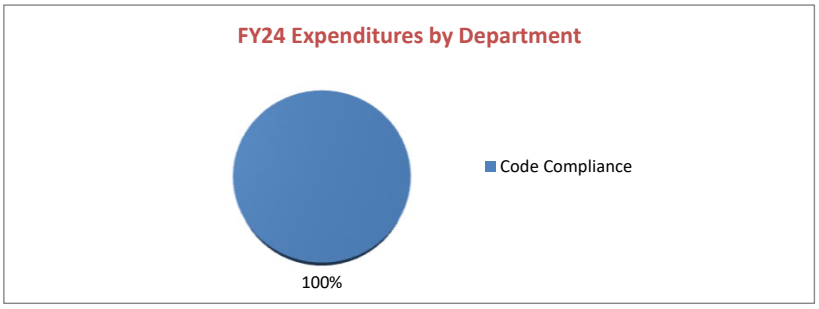

# Code Compliance

## Budgetary Cost Summary

| | Adopted FY22 Budget | Adopted FY23 Budget | Proposed FY24 Budget | FY24 % of Total | FY24 Change |
|---|---|---|---|---|---|
| Personnel Expenditures | 1,733,675 | 1,892,842 | 2,014,748 | 78.1% | 6.4% |
| Operating Expenditures | 374,057 | 432,756 | 539,071 | 20.9% | 24.6% |
| Capital Outlay Expenditures | 42,320 | 26,780 | 26,850 | 1.0% | 0.3% |
| Total | 2,150,052 | 2,352,378 | 2,580,669 | 100% | 9.7% |

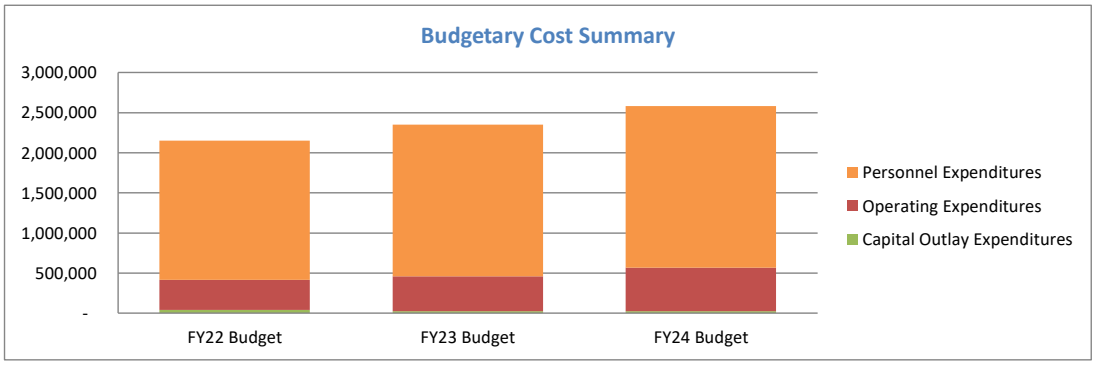


| | | Adopted FY22 Budget | Adopted FY23 Budget | Proposed FY24 Budget | FY24 Change |
|---|---|---|---|---|---|
| FTE History | | 19.00 | 19.00 | 19.00 | - |
| FY22 Change | - 0.15 FTE: Eliminated Executive Administrator<br>- 0.15 FTE: Result of FTE split/reallocation: Assistant County Admin<br>+ 3 FTE: Inspectors - Code Compliance | | | | |
| FY23 Change | No change | | | | |
| FY24 Proposed Changes | No changes | | | | |

# Code Compliance



# Code Compliance

## Mission Statement

The mission of the Code Compliance Department is to enhance and sustain the quality of life of citizens and the environment through effective, expeditious, and equitable enforcement and compliance with building, zoning, land development, environmental, and other codes and ordinances that protect public health, life, safety, welfare, and natural resources.

## Services Provided

The Code Compliance Department performs field inspections and investigates complaints relating to ordinance violations.

- Prioritizes violations related to unsafe structures, work without permits, land clearing, sewer connections, and vacation rental violations
- Coordinates removal of abandoned vehicles/vessels, trash & debris, maintenance of overgrown lots
- Issues Courtesy Notices for less egregious violations and/or Notices of Violation
- Emphasis is placed on voluntary compliance but will proceed with enforcement measures to achieve compliance
- Provides assistance and information to Special Magistrate and the public regarding Monroe County Code of Ordinances
- Coordinates litigation efforts with the County Attorney's office
- Provides collections of fines/liens
- Coordinates with Real Estate Industry when sales of properties with violations or fines occur

## Strategic Goals

Monroe County BOCC Strategic Plan Areas of Concern and Priority-related Actions:

- Quality of Life: Community Character- Illegal Transient Rentals

- Action: Code Compliance will prioritize vacation rental enforcement, dedicate personnel to utilize software to identify illegal vacation rentals, will enhance the educational component of illegal vacation rental enforcement, and work toward encouraging property owners to obtain permits for vacation rentals
- Performance Measure: Proactively identify and cite illegal or unpermitted vacation rental cases to be presented on a monthly basis before the Special Magistrate; attend citizen meetings upon request to discuss VR regulations.
- Target Metric: 25-30 cases per month; attend 100%

- Environment: Conservation- Nearshore Water Quality

- Action: Code Compliance will dedicate personnel to ensure wastewater connection compliance.
- Performance Measure: Assign adequate personnel resources to wastewater connection to ensure compliance
- Target Metric: Completed or Not Completed

- Environment: Conservation- Strengthen Strategic Environment Partnership (i.e.- FL Keys National Marine Sanctuary, Army Corp, etc.)

- Action: Code Compliance will work with Florida Keys Aqueduct Authority (FKAA) and Key Largo Wastewater Treatment District (KLWTD) to ensure properties are connected to central wastewater upon availability
- Performance Measure: Cite all properties referred to the department by the utilities for failing to connect to the central wastewater system.
- Target Metric: 100% of referrals

- Environment: Protection- Enforcement of Regulatory Statutes: local, state, and federal

- Action: Code Compliance will establish an annual meeting between local, state, and federal enforcement agencies operating in Monroe County, to review regulatory changes from each annual legislative session
- Performance Measure: Successful hosting of the annual meeting
- Target Metric: Completed or Not Completed

- Action: Code Compliance will focus on the adjudication of the remaining Irma-related cases for unsafe structures, work without permits, work beyond the scope of permit, and land clearing
- Performance Measure: Schedule cases before the Special Magistrate on a monthly basis.
- Target Metric: 50 cases per month

Department Goals, Actions, and Measures:

- Goal: Strengthen Department Communication, Cohesion, and Direction

- Action: Hold Bi-monthly staff meetings in Marathon focused on department policies, procedures, and current issues as appropriate
- Performance Measure: Held bi-monthly staff meetings
- Target Metric: Five staff meetings

- Action: Update Department SOPs

# Code Compliance

- Performance Measure: Assign senior staff to review/revise key departmental SOPs
- Target Metric: Completed or Not Completed

- Action: Recruit two new code inspectors with expertise in complex violations related to land use and environmental regulations
- Performance Measure: Hired
- Target Metric: Completed or Not Completed

| Budgetary Cost Summary | FY 2021 Actual | FY 2022 Actual | FY 2023 Adopted | FY 2023 Amended | FY 2024 Proposed | FY 2024 Change |
|---|---|---|---|---|---|---|
| Personnel Expenditures | 1,356,906 | 1,253,793 | 1,892,842 | 1,892,842 | 2,014,748 | 6.4% |
| Operating Expenditures | 250,028 | 418,101 | 432,756 | 429,256 | 539,071 | 24.6% |
| Capital Outlay Expenditures | 1,600 | 52,920 | 26,780 | 30,280 | 26,850 | 0.3% |
| **Total Budget** | **1,608,534** | **1,724,814** | **2,352,378** | **2,352,378** | **2,580,669** | **9.7%** |

| Appropriations by Department | FY 2021 Actual | FY 2022 Actual | FY 2023 Adopted | FY 2023 Amended | FY 2024 Proposed | FY 2024 Change |
|---|---|---|---|---|---|---|
| Code Compliance | 1,608,534 | 1,724,814 | 2,352,378 | 2,352,378 | 2,580,669 | 10% |
| **Total Budget** | **1,608,534** | **1,724,814** | **2,352,378** | **2,352,378** | **2,580,669** | **10%** |

| Revenue Sources | FY 2021 Actual | FY 2022 Actual | FY 2023 Adopted | FY 2023 Amended | FY 2024 Proposed | FY 2024 Change |
|---|---|---|---|---|---|---|
| Mstd - Plng/bldg/code/fire Mar | 1,608,534 | 1,724,814 | 2,352,378 | 2,352,378 | 2,580,669 | 9.7% |
| **Total Revenue** | **1,608,534** | **1,724,814** | **2,352,378** | **2,352,378** | **2,580,669** | **9.7%** |

| Position Summary by Department | FY 2021 Actual | FY 2022 Actual | FY 2023 Adopted | FY 2024 Proposed | FY 2024 Variance |
|---|---|---|---|---|---|
| Code Compliance | 16.30 | 19.00 | 19.00 | 19.00 | - |
| **Total Full-Time FTE** | 16.30 | 19.00 | 19.00 | 19.00 | - |
| **Total FTE** | **16.30** | **19.00** | **19.00** | **19.00** | **-** |

# Code Compliance

## Code Compliance

### Mission Statement

The mission of the Code Compliance Department is to enhance and sustain the quality of life of citizens and the environment through effective, expeditious, and equitable enforcement and compliance with building, zoning, land development, environmental, and other codes and ordinances that protect public health, life, safety, welfare, and natural resources.

### Description and Services Provided

The Code Compliance Department performs field inspections and investigates complaints relating to ordinance violations.

- Prioritizes violations related to unsafe structures, work without permits, land clearing, sewer connections, and vacation rental violations
- Coordinates removal of abandoned vehicles/vessels, trash & debris, maintenance of overgrown lots
- Issues Courtesy Notices for less egregious violations and/or Notices of Violation
- Emphasis is placed on voluntary compliance but will proceed with enforcement measures to achieve compliance
- Provides assistance and information to Special Magistrate and the public regarding Monroe County Code of Ordinances
- Coordinates litigation efforts with the County Attorney's office
- Provides collections of fines/liens
- Coordinates with Real Estate Industry when sales of properties with violations or fines occur

| Budgetary Cost Summary | FY 2021 Actual | FY 2022 Actual | FY 2023 Adopted | FY 2023 Amended | FY 2024 Proposed | FY 2024 Change |
|---|---|---|---|---|---|---|
| Personnel Expenditures | 1,356,906 | 1,253,793 | 1,892,842 | 1,892,842 | 2,014,748 | 6.4% |
| Operating Expenditures | 250,028 | 418,101 | 432,756 | 429,256 | 539,071 | 24.6% |
| Capital Outlay Expenditures | 1,600 | 52,920 | 26,780 | 30,280 | 26,850 | 0.3% |
| **Total Budget** | **1,608,534** | **1,724,814** | **2,352,378** | **2,352,378** | **2,580,669** | **9.7%** |

| Revenue Sources | FY 2021 Actual | FY 2022 Actual | FY 2023 Adopted | FY 2023 Amended | FY 2024 Proposed | FY 2024 Change |
|---|---|---|---|---|---|---|
| Mstd - Plng/bldg/code/fire Mar | 1,608,534 | 1,724,814 | 2,352,378 | 2,352,378 | 2,580,669 | 9.7% |
| **Total Revenue** | **1,608,534** | **1,724,814** | **2,352,378** | **2,352,378** | **2,580,669** | **9.7%** |

| Position Summary | FY 2021 Actual | FY 2022 Actual | FY 2023 Adopted | FY 2024 Proposed | FY 2024 Variance |
|---|---|---|---|---|---|
| Administrative Support | 4.30 | 4.00 | 4.00 | 4.00 | - |
| Officials & Administrators | 2.00 | 2.00 | 2.00 | 2.00 | - |
| Service - Maintenance | 7.00 | 11.00 | 11.00 | 11.00 | - |
| Professionals | 3.00 | 2.00 | 2.00 | 2.00 | - |
| **Total Full-Time FTE** | 16.30 | 19.00 | 19.00 | 19.00 | - |
| **Total FTE** | **16.30** | **19.00** | **19.00** | **19.00** | **-** |

# FY24 Proposed Budget

## *Project Management*

# Project Management

Proposed FY24:

**FY24 Revenue Source**

| | |
|---|---|
| General Fund | $2,148,335 |
| Other Ad Valorem | $0 |
| Non Ad Valorem | $860,359 |
| Capital Funds | $35,015,689 |
| | **$38,024,383** |

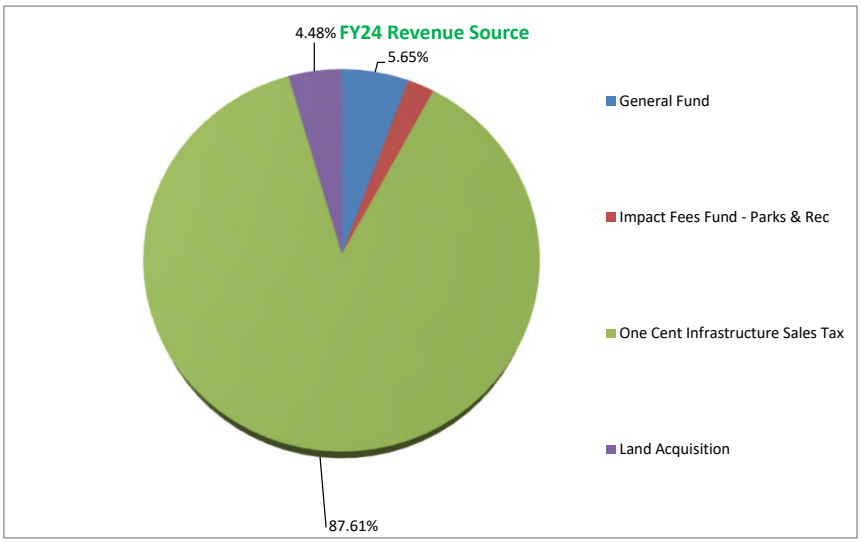


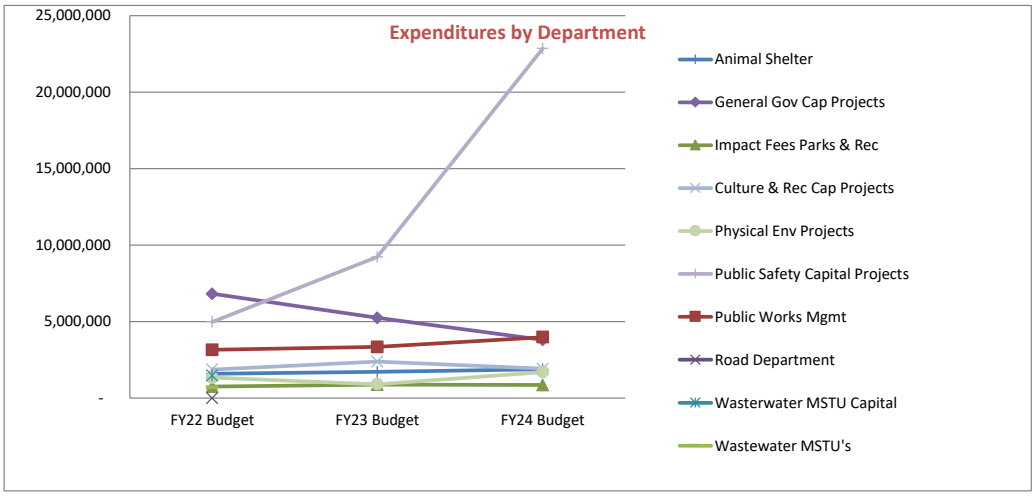


**Expenditures by Department**

| | Adopted FY22 Budget | Adopted FY23 Budget | Proposed FY24 Budget | FY24 Change |
|---|---|---|---|---|
| Animal Shelter | 1,603,270 | 1,710,280 | 1,882,237 | 10.1% |
| Culture & Rec Cap Projects | 1,879,722 | 2,382,866 | 1,930,200 | -19.0% |
| General Gov Cap Projects | 6,816,321 | 5,240,127 | 3,809,843 | -27.3% |
| Impact Fees Parks & Rec | 757,909 | 877,229 | 860,359 | -1.9% |
| Other Capital Projects | - | 2,013,232 | 1,000,000 | 0.0% |
| Physical Env Projects | 1,337,482 | 912,275 | 1,703,798 | 86.8% |
| Public Safety Capital Projects | 4,987,000 | 9,228,768 | 22,855,065 | 147.7% |
| Public Works Management | 3,162,014 | 3,348,826 | 3,982,881 | 18.9% |
| Wastewater MSTU Capital | 1,475,328 | 1,500,923 | - | -100.0% |
| Wastewater MSTU's | 719,881 | 721,084 | - | -100.0% |
| Total | 22,738,927 | 27,935,610 | 38,024,383 | 36.1% |

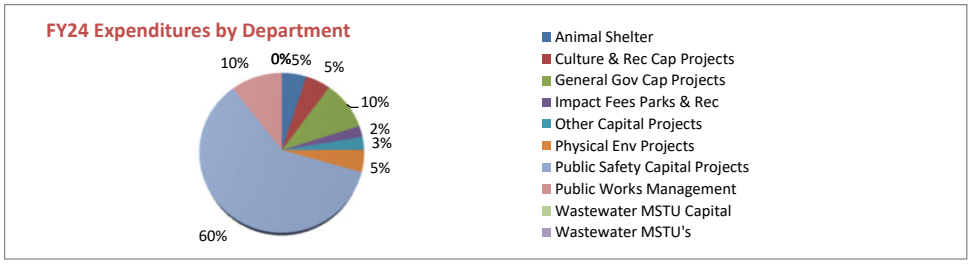


# Project Management

| Budgetary Cost Summary | Adopted FY22 Budget | Adopted FY23 Budget | Proposed FY24 Budget | FY24 % of Total | FY24 Change |
|---|---|---|---|---|---|
| Personnel Expenditures | 2,252,787 | 2,587,542 | 2,730,540 | 7.2% | 5.5% |
| Operating Expenditures | 4,917,527 | 16,584,011 | 9,660,258 | 25.4% | -41.7% |
| Capital Outlay Expenditures | 15,568,613 | 8,764,057 | 25,633,585 | 67.4% | 192.5% |
| Interfund Transfers | 682,000 | - | - | 0.0% | 0.0% |
| Total | 23,420,927 | 27,935,610 | 38,024,383 | 100% | 36.1% |

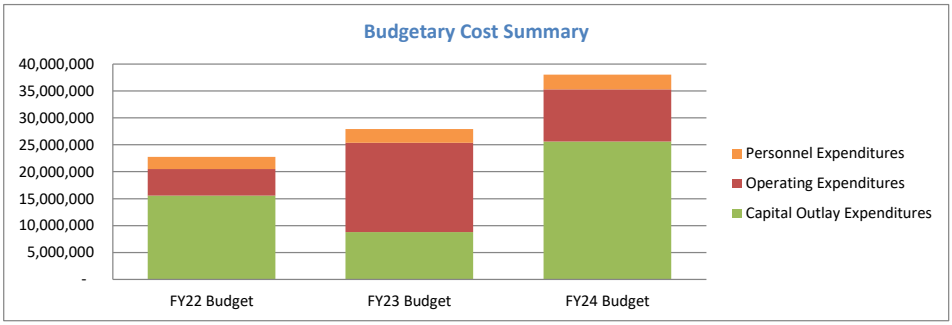


| | Adopted FY22 Budget | Adopted FY23 Budget | Proposed FY24 Budget | FY24 Change |
|---|---|---|---|---|
| FTE History | 17.22 | 16.22 | 16.27 | 0.05 |

| | |
|---|---|
| FY22 Change | + 1 FTE - moved from Card Sound Road to Pr. Mgmt |
| FY23 Change | + 1 FTE: As a result of FTE splits/reallocations moved to Engineering |
| FY24 Proposed Changes | Added:<br>As a result of FTE splits/reallocations |

# Project Management



# Project Management

## Mission Statement

The Project Management Department's mission is to provide a standardized approach and successful delivery of capital funded, grant funded and government-mandated projects and programs .

## Services Provided

The Project Management Department teams with our internal clients in order to provide the leadership and technical knowledge during the life cycle every project follows conception, development, construction, and operational transition.

The Project Management Department provides our internal clients the information and resources needed to make informed decisions. The services we provide include:
- Capital improvement Construction
- Facility Relocation
- Capital Expansion Construction
- Cost Forecasting
- Scheduling

## Strategic Goals

Monroe County BOCC Strategic Plan Areas of Concern and Priority related Actions:

• Quality of Life: Viability- Address Infrastructure concerns related to Climate Change and future storm resiliency

- Action: The Project Management Department will develop a plan to standardize and harden critical facilities back up generation.
- Performance Measure: Complete plan for standardization and hardening of Generators
- Target Metric: Completed or not completed

• Quality of Life: Services to All- Services to Special Needs Populations highlighting Mental Health, Seniors, Drug Dependency/Opioid Crisis, Homelessness, Children/Teens in crisis

- Action: The Project Management Department will assess current implementation status of ADA Master Plan and create multi-year completion calendar.
- Performance Measure: Complete assessment of ADA Master Plan and identify the next three years of projects.
- Target Metric: Completed or not completed

• Environment: Conservation- Reuse/Reduction/Recycling of solid waste

- Action: The Project Management Department will develop a plan to encourage construction site recycling
- Performance Measure: Implement plan for construction site recycling Target
- Metric: Completed or not completed

• Environment: Restoration- Irma Recovery

- Action: The Project Management Department will complete the repair of damage done to County facilities during Hurricane Irma
- Performance Measure: Complete Irma related damage at all County facilities.
- Target Metric: 75%

• Environment: Resiliency- Mitigation plans to help avoid climate change impacts

- Action: The Project Management Department will create mitigation plans to help avoid climate change impacts
- Performance Measure: Complete mitigation plan for County Projects to prevent damage to exposed mechanical systems and prevent wind driven rain intrusion.
- Target Metric: Completed or not completed

• Economy: Infrastructure- Quality of the Keys Experience- Upkeep of our attractions including Environment, Historical Sites and Beautification

- Action: The Project Management Department will complete the final phase of the drainage project at East Martello
- Performance Measure: Complete East Martello drainage project
- Target Metric: Completed or not completed

Department Goals, Actions and Measures:

• Goal: Increase the capacity for Emergency response among the Project Management Staff

# Project Management

- Action: All Staff will certify in 100, 200, 700 & 800 ICS level
- Performance Measure: All staff certifications completed.
- Target Metric: Completed or not completed

- Action: All Staff will receive an assigned responsibility in case of a county-wide emergency
- Performance Measure: All staff know assignments during county-wide emergencies
- Target Metric: Completed or not completed

• Goal: Ensure continuity of operations, efficient processes and reduction in missed funding opportunities

- Action: Create an administrative alert system and calendar for essential Project Management department functions
- Performance Measure: Department emergency alert system and calendar in place
- Target Metric: Completed or not completed

• Goal: Create an archive for the purposes of records retention and storage

- Action: Create plan for digitization and migration of records utilizing state-mandated “naming nomenclature”
- Performance Measure: Detailed and implementable plan for digitization and migration of Department records
- Target Metric: Completed or not completed

| Budgetary Cost Summary | FY 2021 Actual | FY 2022 Actual | FY 2023 Adopted | FY 2023 Amended | FY 2024 Proposed | FY 2024 Change |
|---|---|---|---|---|---|---|
| Personnel Expenditures | 2,012,033 | 2,161,905 | 2,587,542 | 2,617,359 | 2,730,540 | 5.5% |
| Operating Expenditures | 6,374,876 | 11,286,283 | 16,584,011 | 23,245,267 | 9,660,258 | (41.7)% |
| Capital Outlay Expenditures | 22,542,523 | 1,819,796 | 8,764,057 | 5,602,726 | 25,633,585 | 192.5% |
| **Total Budget** | **30,929,432** | **15,267,984** | **27,935,610** | **31,465,352** | **38,024,383** | **36.1%** |

| Appropriations by Department | FY 2021 Actual | FY 2022 Actual | FY 2023 Adopted | FY 2023 Amended | FY 2024 Proposed | FY 2024 Change |
|---|---|---|---|---|---|---|
| Animal Shelters | 1,571,582 | 1,754,353 | 1,710,280 | 1,710,280 | 1,882,237 | 10% |
| County Engineering Capital | 414,082 | 56,452 | - | - | - | -% |
| Culture & Recreation Capital Projects | 2,880,494 | 2,235,466 | 2,382,866 | 3,210,370 | 1,930,200 | (19)% |
| Economic Environment Capital Projects | 31,440 | - | - | - | - | -% |
| General Gov Cap Projects | 1,496,735 | 3,084,457 | 5,240,127 | 7,422,212 | 3,809,843 | (27)% |
| Impact Fees Parks & Recreation | - | 31,877 | 877,229 | 877,229 | 860,359 | (2)% |
| Other Capital Projects | - | - | 2,013,232 | 500,000 | 1,000,000 | (50)% |
| Physical Environment Projects | 264,538 | 480,705 | 912,275 | 1,686,390 | 1,703,798 | 87% |
| Public Safety Capital Projects | 19,611,416 | 4,271,215 | 9,228,768 | 6,230,679 | 22,855,065 | 148% |
| Public Works Management | 2,780,455 | 2,499,558 | 3,348,826 | 7,606,185 | 3,982,881 | 19% |
| Wastewater MSTU Capital | 1,873,791 | 847,358 | 1,500,923 | 1,500,923 | - | (100)% |
| Wastewater MSTUs | 4,900 | 6,542 | 721,084 | 721,084 | - | (100)% |
| **Total Budget** | **30,929,432** | **15,267,984** | **27,935,610** | **31,465,352** | **38,024,383** | **36%** |

# Project Management

| Revenue Sources | FY 2021 Actual | FY 2022 Actual | FY 2023 Adopted | FY 2023 Amended | FY 2024 Proposed | FY 2024 Change |
|---|---|---|---|---|---|---|
| General Fund | 1,630,159 | 1,845,898 | 1,785,860 | 1,785,860 | 2,148,335 | 20.3% |
| Governmental Fund Type Grants | 1,258,754 | 113,338 | - | 5,544,680 | - | -% |
| Impact Fees Fund - Parks & Rec | - | 31,877 | 877,229 | 877,229 | 860,359 | (1.9)% |
| Marathon Municipal Service Taxing Unit | - | - | 2,000 | 2,000 | - | (100.0)% |
| Bay Point Wastewater Municipal Service Taxing Unit | - | - | 46,121 | 46,121 | - | (100.0)% |
| Big Coppitt Wastewater Municipal Service Taxing Unit | - | - | 400 | 400 | - | (100.0)% |
| Key Largo Wastewater Municipal Service Taxing Unit | - | - | 8,624 | 8,624 | - | (100.0)% |
| Stock Island Wastewater MSTU | 2,672 | 3,565 | 400,000 | 400,000 | - | (100.0)% |
| Conch Key Municipal Service Taxing Unit | - | - | 501 | 501 | - | (100.0)% |
| Long Key, Layton Municipal Service Taxing Unit | 912 | 1,218 | 220,227 | 220,227 | - | (100.0)% |
| Duck Key Municipal Service Taxing Unit | 1,317 | 1,759 | 43,211 | 43,211 | - | (100.0)% |
| One Cent Infra-structure Sales Tax | 5,121,567 | 7,901,810 | 21,788,006 | 18,598,952 | 33,311,891 | 52.9% |
| Big Coppitt Waste Water Project | 697,450 | 701,736 | 733,680 | 733,680 | - | (100.0)% |
| Duck Key Waste Water Project | 350 | 350 | 31,000 | 31,000 | - | (100.0)% |
| Cudjoe Regional WW Project | 1,175,991 | 145,273 | 736,243 | 736,243 | - | (100.0)% |
| Series 2014 Revenue Bonds | 20,937,453 | 4,174,952 | 500,000 | 900,000 | - | (100.0)% |
| Land Acquisition | 102,808 | 346,208 | 762,508 | 1,536,623 | 1,703,798 | 123.4% |
| **Total Revenue** | **30,929,432** | **15,267,984** | **27,935,610** | **31,465,352** | **38,024,383** | **36.1%** |

| Position Summary by Department | FY 2021 Actual | FY 2022 Actual | FY 2023 Adopted | FY 2024 Proposed | FY 2024 Variance |
|---|---|---|---|---|---|
| Public Works Management | 15.32 | 16.32 | 15.32 | 16.27 | 0.96 |
| Wastewater MSTU Capital | 0.91 | 0.91 | 0.91 | - | (0.91) |
| **Total Full-Time FTE** | 16.22 | 17.22 | 16.22 | 16.27 | 0.05 |
| **Total FTE** | **16.22** | **17.22** | **16.22** | **16.27** | **0.05** |

# Project Management

## Public Works Management

### Description and Services Provided

Public Works Management provides public services through various department functions such as Facilities Maintenance, Engineering services, Project Management services, Solid Waste Management, and wastewater.

| Budgetary Cost Summary | FY 2021 Actual | FY 2022 Actual | FY 2023 Adopted | FY 2023 Amended | FY 2024 Proposed | FY 2024 Change |
|---|---|---|---|---|---|---|
| Personnel Expenditures | 1,727,813 | 2,044,252 | 2,418,285 | 2,418,285 | 2,730,540 | 12.9% |
| Operating Expenditures | 178,182 | 448,233 | 894,226 | 5,148,372 | 1,252,341 | 40.0% |
| Capital Outlay Expenditures | 874,460 | 7,074 | 36,315 | 39,528 | - | (100.0)% |
| **Total Budget** | **2,780,455** | **2,499,558** | **3,348,826** | **7,606,185** | **3,982,881** | **18.9%** |

| Revenue Sources | FY 2021 Actual | FY 2022 Actual | FY 2023 Adopted | FY 2023 Amended | FY 2024 Proposed | FY 2024 Change |
|---|---|---|---|---|---|---|
| General Fund | 58,577 | 91,546 | 75,580 | 75,580 | 266,098 | 252.1% |
| Governmental Fund Type Grants | 844,672 | 55,328 | - | 4,257,359 | - | -% |
| One Cent Infra-structure Sales Tax | 1,877,206 | 2,352,685 | 3,273,246 | 3,273,246 | 3,716,783 | 13.6% |
| **Total Revenue** | **2,780,455** | **2,499,558** | **3,348,826** | **7,606,185** | **3,982,881** | **18.9%** |

| Position Summary | FY 2021 Actual | FY 2022 Actual | FY 2023 Adopted | FY 2024 Proposed | FY 2024 Variance |
|---|---|---|---|---|---|
| Administrative Support | 1.58 | 2.58 | 5.73 | 5.85 | 0.13 |
| Officials & Administrators | 4.19 | 4.19 | 4.19 | 4.32 | 0.13 |
| Technicians | 0.30 | 0.30 | 0.30 | 1.00 | 0.70 |
| Professionals | 9.25 | 9.25 | 5.10 | 5.10 | - |
| **Total Full-Time FTE** | 15.32 | 16.32 | 15.32 | 16.27 | 0.96 |
| **Total FTE** | **15.32** | **16.32** | **15.32** | **16.27** | **0.96** |

# Project Management

## Animal Shelters

### Description and Services Provided

Animal care, receiving surrendered and abandoned pets, return of lost pets, pet adoptions, animal law enforcement, education, licensing, and low-cost spay and neuter programs.

| Budgetary Cost Summary | FY 2021 Actual | FY 2022 Actual | FY 2023 Adopted | FY 2023 Amended | FY 2024 Proposed | FY 2024 Change |
|---|---|---|---|---|---|---|
| Operating Expenditures | 1,571,582 | 1,754,353 | 1,710,280 | 1,710,280 | 1,882,237 | 10.1% |
| **Total Budget** | **1,571,582** | **1,754,353** | **1,710,280** | **1,710,280** | **1,882,237** | **10.1%** |

| Revenue Sources | FY 2021 Actual | FY 2022 Actual | FY 2023 Adopted | FY 2023 Amended | FY 2024 Proposed | FY 2024 Change |
|---|---|---|---|---|---|---|
| General Fund | 1,571,582 | 1,754,353 | 1,710,280 | 1,710,280 | 1,882,237 | 10.1% |
| **Total Revenue** | **1,571,582** | **1,754,353** | **1,710,280** | **1,710,280** | **1,882,237** | **10.1%** |

# Project Management

## Physical Environment Projects

**Description and Services Provided**

Projects in this category include Wastewater, canals and land acquisition. Capital infrastructure projects of which have a life expectancy in excess of five years.

| Budgetary Cost Summary | FY 2021 Actual | FY 2022 Actual | FY 2023 Adopted | FY 2023 Amended | FY 2024 Proposed | FY 2024 Change |
|---|---|---|---|---|---|---|
| Operating Expenditures | - | 335,773 | 149,767 | 174,192 | - | (100.0)% |
| Capital Outlay Expenditures | 264,538 | 144,932 | 762,508 | 1,512,198 | 1,703,798 | 123.4% |
| **Total Budget** | **264,538** | **480,705** | **912,275** | **1,686,390** | **1,703,798** | **86.8%** |

| Revenue Sources | FY 2021 Actual | FY 2022 Actual | FY 2023 Adopted | FY 2023 Amended | FY 2024 Proposed | FY 2024 Change |
|---|---|---|---|---|---|---|
| One Cent Infra-structure Sales Tax | 161,730 | 134,497 | 149,767 | 149,767 | - | (100.0)% |
| Land Acquisition | 102,808 | 346,208 | 762,508 | 1,536,623 | 1,703,798 | 123.4% |
| **Total Revenue** | **264,538** | **480,705** | **912,275** | **1,686,390** | **1,703,798** | **86.8%** |

# Project Management
## General Gov Cap Projects

### Description and Services Provided

Services provided by the legislative and administrative branches of local government for the benefit of the public and the governmental body as a whole. Projects in this category include courthouses and administrative offices. Capital infrastructure projects of which have a life expectancy in excess of five years.

### Major Variances

The completion of approved projects from the previous budgets is a major priority this year. The Public Defender/Simonton Property project has begun work and will continue work into the fiscal year 2023. Additional projects are expected to begin in the fiscal year 2023

| Budgetary Cost Summary | FY 2021 Actual | FY 2022 Actual | FY 2023 Adopted | FY 2023 Amended | FY 2024 Proposed | FY 2024 Change |
|---|---|---|---|---|---|---|
| Personnel Expenditures | - | 1,559 | 40,000 | 69,817 | - | (100.0)% |
| Operating Expenditures | 310,261 | 1,465,629 | 4,681,127 | 7,267,395 | 1,795,121 | (61.7)% |
| Capital Outlay Expenditures | 1,186,473 | 1,617,269 | 519,000 | 85,000 | 2,014,722 | 288.2% |
| **Total Budget** | **1,496,735** | **3,084,457** | **5,240,127** | **7,422,212** | **3,809,843** | **(27.3)%** |

| Revenue Sources | FY 2021 Actual | FY 2022 Actual | FY 2023 Adopted | FY 2023 Amended | FY 2024 Proposed | FY 2024 Change |
|---|---|---|---|---|---|---|
| Governmental Fund Type Grants | - | 1,559 | - | 1,287,322 | - | -% |
| One Cent Infra-structure Sales Tax | 1,496,735 | 3,082,898 | 5,240,127 | 6,134,890 | 3,809,843 | (27.3)% |
| **Total Revenue** | **1,496,735** | **3,084,457** | **5,240,127** | **7,422,212** | **3,809,843** | **(27.3)%** |

# Project Management

## Culture & Recreation Capital Projects

### Description and Services Provided

Quality of life, capital infrastructure park and beaches projects that have a life expectancy in excess of five years.

### Major Variances

In fund 304, work in Rowell's Marina is expected to be completed in Fiscal Year 2023. The County is analyzing plans and designs for the addition of three (3) activity centers located in the Lower, Middle, and Upper Keys.

| Budgetary Cost Summary | FY 2021 Actual | FY 2022 Actual | FY 2023 Adopted | FY 2023 Amended | FY 2024 Proposed | FY 2024 Change |
|---|---|---|---|---|---|---|
| Personnel Expenditures | 65,974 | - | - | - | - | -% |
| Operating Expenditures | 40,512 | 2,235,466 | 2,339,400 | 3,210,370 | 1,930,200 | (17.5)% |
| Capital Outlay Expenditures | 2,774,008 | - | 43,466 | - | - | (100.0)% |
| **Total Budget** | **2,880,494** | **2,235,466** | **2,382,866** | **3,210,370** | **1,930,200** | **(19.0)%** |

| Revenue Sources | FY 2021 Actual | FY 2022 Actual | FY 2023 Adopted | FY 2023 Amended | FY 2024 Proposed | FY 2024 Change |
|---|---|---|---|---|---|---|
| One Cent Infra-structure Sales Tax | 216,363 | 2,235,466 | 2,382,866 | 3,210,370 | 1,930,200 | (19.0)% |
| Series 2014 Revenue Bonds | 2,664,131 | - | - | - | - | -% |
| **Total Revenue** | **2,880,494** | **2,235,466** | **2,382,866** | **3,210,370** | **1,930,200** | **(19.0)%** |

# Project Management

## Economic Environment Capital Projects

| Budgetary Cost Summary | FY 2021 Actual | FY 2022 Actual | FY 2023 Adopted | FY 2023 Amended | FY 2024 Proposed | FY 2024 Change |
|---|---|---|---|---|---|---|
| Capital Outlay Expenditures | 31,440 | - | - | - | - | -% |
| **Total Budget** | **31,440** | **-** | **-** | **-** | **-** | **-%** |

| Revenue Sources | FY 2021 Actual | FY 2022 Actual | FY 2023 Adopted | FY 2023 Amended | FY 2024 Proposed | FY 2024 Change |
|---|---|---|---|---|---|---|
| One Cent Infra-structure Sales Tax | 31,440 | - | - | - | - | -% |
| **Total Revenue** | **31,440** | **-** | **-** | **-** | **-** | **-%** |

# Project Management
## Public Safety Capital Projects

### Description and Services Provided

Projects in this category include fire/ambulance stations, Emergency Operations Center (EOC) and detention facilities. Projects must have a life expectancy in excess of five years.

### Major Variances

In fund 304, the purchase of a Fire Truck, as well as Hydrants for District 1, occurred. In fund 314, the Plantation Key Jail and Courthouse was completed in the Fiscal Year 2022 however minor changes are expected to be completed in the Fiscal Year 2023.

| Budgetary Cost Summary | FY 2021 Actual | FY 2022 Actual | FY 2023 Adopted | FY 2023 Amended | FY 2024 Proposed | FY 2024 Change |
|---|---|---|---|---|---|---|
| Personnel Expenditures | 119,797 | - | 5,000 | 5,000 | - | (100.0)% |
| Operating Expenditures | 3,320,730 | 4,220,694 | 1,850,000 | 2,288,679 | 940,000 | (49.2)% |
| Capital Outlay Expenditures | 16,170,889 | 50,521 | 7,373,768 | 3,937,000 | 21,915,065 | 197.2% |
| **Total Budget** | **19,611,416** | **4,271,215** | **9,228,768** | **6,230,679** | **22,855,065** | **147.7%** |

| Revenue Sources | FY 2021 Actual | FY 2022 Actual | FY 2023 Adopted | FY 2023 Amended | FY 2024 Proposed | FY 2024 Change |
|---|---|---|---|---|---|---|
| One Cent Infra-structure Sales Tax | 1,338,094 | 96,264 | 8,728,768 | 5,330,679 | 22,855,065 | 161.8% |
| Series 2014 Revenue Bonds | 18,273,322 | 4,174,952 | 500,000 | 900,000 | - | (100.0)% |
| **Total Revenue** | **19,611,416** | **4,271,215** | **9,228,768** | **6,230,679** | **22,855,065** | **147.7%** |

# Project Management

## Other Capital Projects

| Budgetary Cost Summary | FY 2021 Actual | FY 2022 Actual | FY 2023 Adopted | FY 2023 Amended | FY 2024 Proposed | FY 2024 Change |
|---|---|---|---|---|---|---|
| Operating Expenditures | - | - | 2,013,232 | 500,000 | 1,000,000 | (50.3)% |
| **Total Budget** | **-** | **-** | **2,013,232** | **500,000** | **1,000,000** | **(50.3)%** |

| Revenue Sources | FY 2021 Actual | FY 2022 Actual | FY 2023 Adopted | FY 2023 Amended | FY 2024 Proposed | FY 2024 Change |
|---|---|---|---|---|---|---|
| One Cent Infra-structure Sales Tax | - | - | 2,013,232 | 500,000 | 1,000,000 | (50.3)% |
| **Total Revenue** | **-** | **-** | **2,013,232** | **500,000** | **1,000,000** | **(50.3)%** |

# Project Management

## Impact Fees Parks & Recreation

### Description and Services Provided

Funds are used exclusively for the capital expansion of the county's community park facilities. Funds must be expended in the sub-district from which they are collected. Expenditures must be consistent with the capital improvements plan of the comprehensive plan. The expenditure of such funds requires the approval of the Board of County Commissioners.

### Major Variances

Budgets are adjusted to reflect available funding. Impact Fees Parks & Recreation Fund 131 district budgets are listed in the Capital Improvement Plans.

| Budgetary Cost Summary | FY 2021 Actual | FY 2022 Actual | FY 2023 Adopted | FY 2023 Amended | FY 2024 Proposed | FY 2024 Change |
|---|---|---|---|---|---|---|
| Operating Expenditures | - | 31,877 | 877,229 | 877,229 | 860,359 | (1.9)% |
| **Total Budget** | **-** | **31,877** | **877,229** | **877,229** | **860,359** | **(1.9)%** |

| Revenue Sources | FY 2021 Actual | FY 2022 Actual | FY 2023 Adopted | FY 2023 Amended | FY 2024 Proposed | FY 2024 Change |
|---|---|---|---|---|---|---|
| Impact Fees Fund - Parks & Rec | - | 31,877 | 877,229 | 877,229 | 860,359 | (1.9)% |
| **Total Revenue** | **-** | **31,877** | **877,229** | **877,229** | **860,359** | **(1.9)%** |

# Project Management
## Wastewater MSTUs

### Description and Services Provided

Engineering/Administrative work for district waste water projects.

Big Coppitt WW MSTU District: The area generally bounded on the west by Boca Chica Channel and on the east by Shark Channel, including Shark Key. MC Code Article IV, section 22-81 Assessment revenue is used for Debt Service of the Clean Water SRF loan.

Key Largo WW MSTU District: The area shall embrace and include territory consisting of Key Largo, including all lands east of Tavernier Creek, including Tavernier, Key Largo and Cross Key with the exception of Ocean Reef. MC Code Article V, section 22-101

Stock Island WW MSTU: The area shall encompass all of Stock Island located south of the center-line of U.S. 1 (State Raod No. 5) and lying east of Cow Key Channel and west of Boca Chica Channel. MC Code Article VI, section 22-121

Big Pine WW MSTU: The area shall encompass that portion of the unincorporated area bounded on the west by Niles Channel and on the east by the west end of the Seven Mile Bridge less No Name Key. MC Code Article VI, section 22-123

Long Key-Layton WW MSTU: The area shall encompass that portion of the unincorporated area of the county bounded on the west by Long Key Channel, on the east by Channel Five, on the south by the Atlantic Ocean, and on the north by the Gulf of Mexico (between mile makers 65 and 71), less and except all property within the corporate limits of the City of Layton. MC Code Article VI, section 22-125

Conch Key WW MSTU: The area shall encompass the portion of the unincorporated area bounded on the west by Tom's Harbor Cut and on the east by Long Key Channel. MC Code Article VI, section 22-126

### Major Variances

MSTU expenditures are based on the fund balances.

| Budgetary Cost Summary | FY 2021 Actual | FY 2022 Actual | FY 2023 Adopted | FY 2023 Amended | FY 2024 Proposed | FY 2024 Change |
|---|---|---|---|---|---|---|
| Operating Expenditures | 4,900 | 6,542 | 721,084 | 721,084 | - | (100.0)% |
| **Total Budget** | **4,900** | **6,542** | **721,084** | **721,084** | **-** | **(100.0)%** |

| Revenue Sources | FY 2021 Actual | FY 2022 Actual | FY 2023 Adopted | FY 2023 Amended | FY 2024 Proposed | FY 2024 Change |
|---|---|---|---|---|---|---|
| Marathon Municipal Service Taxing Unit | - | - | 2,000 | 2,000 | - | (100.0)% |
| Bay Point Wastewater Municipal Service Taxing Unit | - | - | 46,121 | 46,121 | - | (100.0)% |
| Big Coppitt Wastewater Municipal Service Taxing Unit | - | - | 400 | 400 | - | (100.0)% |
| Key Largo Wastewater Municipal Service Taxing Unit | - | - | 8,624 | 8,624 | - | (100.0)% |
| Stock Island Wastewater MSTU | 2,672 | 3,565 | 400,000 | 400,000 | - | (100.0)% |
| Conch Key Municipal Service Taxing Unit | - | - | 501 | 501 | - | (100.0)% |
| Long Key, Layton Municipal Service Taxing Unit | 912 | 1,218 | 220,227 | 220,227 | - | (100.0)% |
| Duck Key Municipal Service Taxing Unit | 1,317 | 1,759 | 43,211 | 43,211 | - | (100.0)% |
| **Total Revenue** | **4,900** | **6,542** | **721,084** | **721,084** | **-** | **(100.0)%** |

# Project Management
## Wastewater MSTU Capital

### Description and Services Provided

Engineering/Administrative work for district waste water projects.

Big Coppitt WW MSTU budget is primarily used for debt service of a Clean Water SRF loan.

Summerland/Cudjoe-Sugarloaf WW MSTU: The area shall encompass that portion of the unincorporated area bounded on the west by the Harris Channel "Meander" and on the east by Niles Channel. MC Code Article VI, section 22-122 Assessment revenue will be used for debt service.

Duck Key WW MSTU: The area shall encompass that portion of the unincorporated county bounded on the north by U.S. 1, on the west by Torn's Harbor Channel, on the south by Hawk's Channel, and on the east by Tom's Harbor Cut, an area commonly known as "Duck Key", including islands known as Center Island, Harbor Island, Plantation Island, and Yacht Club Island, but excluding Indies Island and parcel 1 of RE#00378380. MC Code Article VI, section 22-124

| Budgetary Cost Summary | FY 2021 Actual | FY 2022 Actual | FY 2023 Adopted | FY 2023 Amended | FY 2024 Proposed | FY 2024 Change |
|---|---|---|---|---|---|---|
| Personnel Expenditures | 98,450 | 116,094 | 124,257 | 124,257 | - | (100.0)% |
| Operating Expenditures | 729,724 | 731,264 | 1,347,666 | 1,347,666 | - | (100.0)% |
| Capital Outlay Expenditures | 1,045,617 | - | 29,000 | 29,000 | - | (100.0)% |
| **Total Budget** | **1,873,791** | **847,358** | **1,500,923** | **1,500,923** | **-** | **(100.0)%** |

| Revenue Sources | FY 2021 Actual | FY 2022 Actual | FY 2023 Adopted | FY 2023 Amended | FY 2024 Proposed | FY 2024 Change |
|---|---|---|---|---|---|---|
| Big Coppitt Waste Water Project | 697,450 | 701,736 | 733,680 | 733,680 | - | (100.0)% |
| Duck Key Waste Water Project | 350 | 350 | 31,000 | 31,000 | - | (100.0)% |
| Cudjoe Regional WW Project | 1,175,991 | 145,273 | 736,243 | 736,243 | - | (100.0)% |
| **Total Revenue** | **1,873,791** | **847,358** | **1,500,923** | **1,500,923** | **-** | **(100.0)%** |

| Position Summary | FY 2021 Actual | FY 2022 Actual | FY 2023 Adopted | FY 2024 Proposed | FY 2024 Variance |
|---|---|---|---|---|---|
| Administrative Support | 0.13 | 0.13 | 0.13 | - | (0.13) |
| Officials & Administrators | 0.08 | 0.08 | 0.08 | - | (0.08) |
| Technicians | 0.70 | 0.70 | 0.70 | - | (0.70) |
| **Total Full-Time FTE** | 0.91 | 0.91 | 0.91 | - | (0.91) |
| **Total FTE** | **0.91** | **0.91** | **0.91** | **-** | **(0.91)** |

# FY24 Proposed Budget

## *Facilities Maintenance*

# Facilities Maintenance

Proposed FY24:

**FY24 Revenue Source**

| | |
|---|---|
| **General Fund** | $13,618,481 |
| | **$13,618,481** |

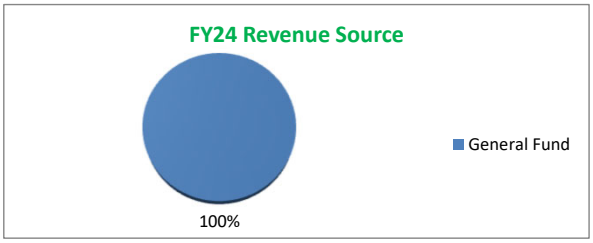


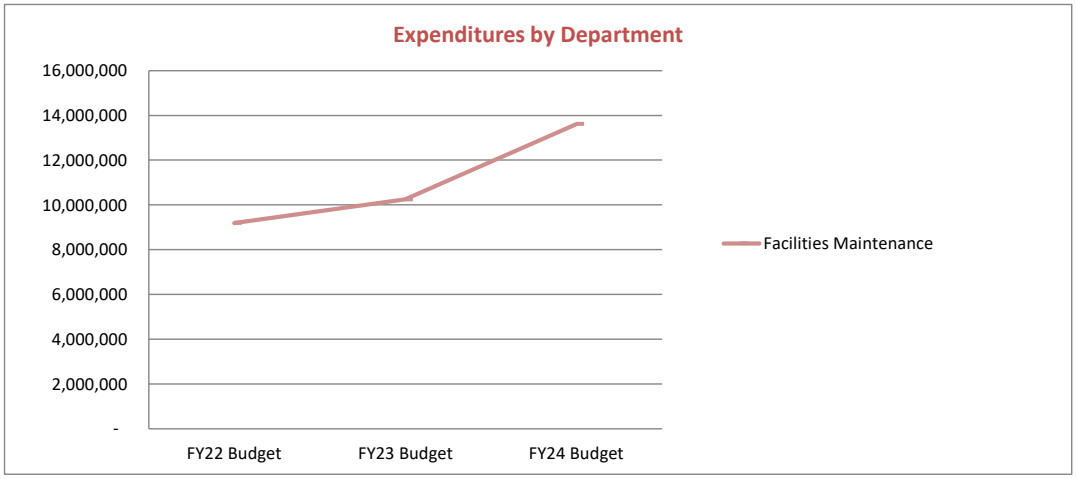


**Expenditures by Department**

Facilities Maintenance
Total

| Adopted FY22 Budget | Adopted FY23 Budget | Proposed FY24 Budget | FY24 Change |
|---|---|---|---|
| 9,198,972 | 10,249,675 | 13,618,481 | 32.9% |
| 9,198,972 | 10,249,675 | 13,618,481 | 32.9% |

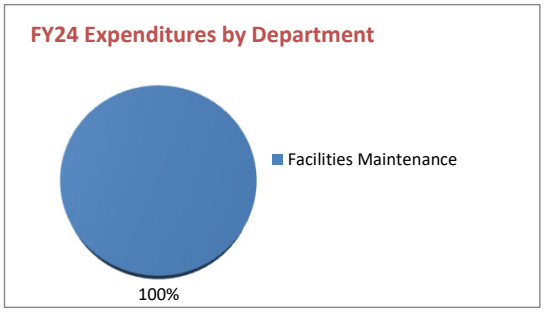

# Facilities Maintenance

## Budgetary Cost Summary

| | Adopted FY22 Budget | Adopted FY23 Budget | Proposed FY24 Budget | FY24 % of Total | FY24 Change |
|---|---|---|---|---|---|
| Personnel Expenditures | 3,536,811 | 4,048,578 | 4,538,739 | 33.3% | 12.1% |
| Operating Expenditures | 5,583,161 | 6,107,781 | 8,344,342 | 61.3% | 36.6% |
| Capital Outlay Expenditures | 70,000 | 93,316 | 735,400 | 5.4% | 688.1% |
| Total | 9,189,972 | 10,249,675 | 13,618,481 | 100% | 32.9% |

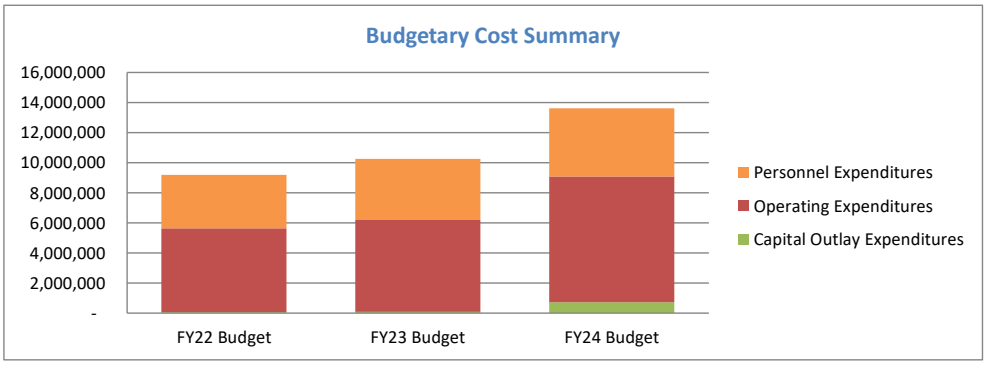


| | | Adopted FY22 Budget | Adopted FY23 Budget | Proposed FY24 Budget | FY24 Change |
|---|---|---|---|---|---|
| FTE History | | 48.50 | 51.15 | 54.15 | 3.00 |
| FY22 Change | + 1 FTE - moved from Corrections<br>- 1 FTE - moved to Parks & Beaches<br>+ 7 FTE - Maintenance Worker I (replaced 7 contracted Janitorial Staff)<br>+1 FTE - Administrative Assistant 3 | | | | |
| FY23 Change | + 2.65 FTE's - As a result of FTE splits/reallocations | | | | |
| FY24 Proposed Changes | Added:<br>+ 2 FTE's - Maintenance Worker 2<br>+ 1 FTE - Maintenance Worker 3 | | | | |

# Facilities Maintenance



# Facilities Maintenance

## Mission Statement

The mission of the Facilities Maintenance Department is to maintain all county buildings and grounds constitutional offices at the highest level of quality and in the most efficient manner to provide employees, citizens, and visitors with clean, safe, and comfortable facilities.

## Services Provided

The Facilities Maintenance Department maintains all of Monroe County's existing buildings. In addition to in-house maintenance, Facilities also solicits requests for qualifications, proposals, and solicitations for work from outside vendors. Facilities act as an owner's representative for key stakeholders, and track and monitor scope, schedule, and cost while maintaining a budget.

## Strategic Goals

Monroe County BOCC Strategic Plan Areas of Concern and Priority-related Actions:

• Economy: Infrastructure- Quality of the Keys Experience- Upkeep our attractions including Environment, Historical Sites, and Beautification

- Action: The Facilities Maintenance Department will initiate a Park, Beach, and Boat Ramp Informational Signage Project (i.e.- static signage, interactive information kiosks, integration with the County's mobile app) in collaboration with Project Management, Sustainability, Environmental Resources, Extension Services, PIO and others as appropriate to improve the quality of our facilities and our resident and visitors' experience.
- Performance Measure: Collaborated with appropriate departments to create a plan of action and request necessary funding.
- Target Metric: Completed or Not Completed

Department Goals, Actions, and Measures:

• Goal: Increased organizational efficiency through the selection and implementation of a consolidated work order system

- Action: PHASE1: Collaborate with appropriate departments on selection of new consolidated work order system
- Performance Measure: Collaborated with appropriate departments to choose an effective cross-departmental work order system
- Target Metric: Completed or Not Completed

• Goal: Become proactive in preventative maintenance to reduce emergency/unforeseen repairs that result in increased costs and strain on resources

- Action: Create a proposal for the creation of a Preventative Maintenance Team for each geographical area (Upper, Middle, Lower) generally comprised of 4-5 staff (Bi-lingual PM Clerk, plumber, electrician, carpenter and AC tech) and seek funding.
- Performance Measure: Proposal presenting and funding requested
- Target Metric: Completed or Not Completed

• Goal: Improve Workforce Recruitment

- Action: Support and Implementation of Evergreen recommendations as appropriate and identified by Employee Services
- Performance Measure: Implement as recommendations as appropriate and available.
- Target Metric: Completed or Not Completed

- Action: Increased participation in local job fairs
- Performance Measure: Participate in all library-hosted job fairs
- Target Metric: 100%

• Goal: Improve Workforce Retention

- Action: Tuition Reimbursement for skills that will provide benefit to the department and County including Journeyman 1 and English as a Second Language courses
- Performance Measure: Support all reimbursements requests that support the department and County objectives
- Target Metric: 100%

# Facilities Maintenance

| Budgetary Cost Summary | FY 2021 Actual | FY 2022 Actual | FY 2023 Adopted | FY 2023 Amended | FY 2024 Proposed | FY 2024 Change |
|---|---|---|---|---|---|---|
| Personnel Expenditures | 2,920,998 | 3,832,816 | 4,048,578 | 4,048,578 | 4,538,739 | 12.1% |
| Operating Expenditures | 5,259,244 | 5,420,102 | 6,107,781 | 6,090,946 | 8,344,342 | 36.6% |
| Capital Outlay Expenditures | 9,442 | 51,867 | 93,316 | 110,151 | 735,400 | 688.1% |
| **Total Budget** | **8,189,684** | **9,304,785** | **10,249,675** | **10,249,675** | **13,618,481** | **32.9%** |

| Appropriations by Department | FY 2021 Actual | FY 2022 Actual | FY 2023 Adopted | FY 2023 Amended | FY 2024 Proposed | FY 2024 Change |
|---|---|---|---|---|---|---|
| Facilities Maintenance | 8,189,684 | 9,304,785 | 10,249,675 | 10,249,675 | 13,618,481 | 33% |
| **Total Budget** | **8,189,684** | **9,304,785** | **10,249,675** | **10,249,675** | **13,618,481** | **33%** |

| Revenue Sources | FY 2021 Actual | FY 2022 Actual | FY 2023 Adopted | FY 2023 Amended | FY 2024 Proposed | FY 2024 Change |
|---|---|---|---|---|---|---|
| General Fund | 8,189,684 | 9,304,785 | 10,249,675 | 10,249,675 | 13,618,481 | 32.9% |
| **Total Revenue** | **8,189,684** | **9,304,785** | **10,249,675** | **10,249,675** | **13,618,481** | **32.9%** |

| Position Summary by Department | FY 2021 Actual | FY 2022 Actual | FY 2023 Adopted | FY 2024 Proposed | FY 2024 Variance |
|---|---|---|---|---|---|
| Facilities Maintenance | 40.50 | 48.50 | 51.15 | 54.15 | 3.00 |
| **Total Full-Time FTE** | 40.50 | 48.50 | 51.15 | 54.15 | 3.00 |
| **Total FTE** | **40.50** | **48.50** | **51.15** | **54.15** | **3.00** |

# Facilities Maintenance

## Facilities Maintenance

### Mission Statement

The mission of Facilities Maintenance Department is to maintain all county buildings, grounds constitutional offices, parks and beaches at the highest level of quality and in the most efficient manner to provide employees, citizens, and visitors with clean, safe and comfortable facilities.

### Description and Services Provided

The Facilities Maintenance Department maintains all of Monroe County's existing buildings. In addition to in-house maintenance, Facilities also solicits requests for qualifications, proposals, and solicitations for work from outside vendors. Facilities act as an owner's representative for key stakeholders, and track and monitor scope, schedule, and cost while maintaining a budget.

### Major Variances

20501- Facilities:

Contractual Services: All existing contracts receive between 3% and 6.5% CPIU increases depending on the terms of the contract, there are 4 HVAC/ Chiller contracts that are expiring and will go back out to bid on Demand Star (Chiller Maintenance, LK HVAC, MK HVAC, UK HVAC) thus we anticipate a minimum of a 12% increase above the current contract rate. Additionally, our Upper Keys Landscaping Contractor is giving their 60-day notice citing they underbid the contract by approx. 150%. This landscaping Contract will be going back out to bid on Demand Star and we anticipate it will be approx. $310,000 annually. There is a significant increase to the Siemens Sole Source Contract which had 4 buildings added in March and will have 3 more buildings added in FY24 (Gato, HGC,MEN). For a total increase of $516,071 from FY23.

Utilities: At the time of this memo we are 50% into the fiscal year. As of today, we have spent 57% of our FY23 SC_00046 Utilities Budget. The FY23 Budget is $1,961,180.00. Just last week we were notified by Keys Energy that our expenses should decrease by about 2%. However, we anticipate the EOC to fully open in FY24 along with a few other smaller sites, such as the BPK Nutrition site in Key Deer Plaza and a new carpenter shop in Tavernier. Thus we are asking for a 7% increase ($137,2823 to the FY23 budget for a total of $2,098,463.

Operating Supplies: Due to inflation in the cost of materials and supplies are asking for a $20,000 increase to the FY23 budget for a total of $215,000.

Repair and Maintenance (non-building): Due to inflation in the cost of materials we are asking for a $10,000 increase from FY23 for a total of $70,000.

Repair and Maintenance (Building): Due to inflation in the cost of materials and contractors we are asking for a $58,000 increase from FY23 for a total of $500,000.

Capital Outlay Equipment: Often we have to rely on renting a scissor lift and excavator to complete work. We anticipate we will save $$ in rental costs over the next 2-3 years by purchasing an excavator and indoor scissor lift to be shared between all Facilities locations. We are requesting $57,000 total for both items.

Communications: As more buildings are increasing and upgrading their Wifi connectivity, communications costs have gone up. We are asking for an increase of $2,000 to the FY23 budget for a total of $18,000.

Airport Rentals: The airport has asked for a 6.5% CPI for FY24 which is a $4,355 increase from the FY23 budget for a total of $71,348.

Capital Outlay Equipment – Due to the increased cost of goods we are asking for a $1,251 increase from FY23 for a total of $25,000.

Internal Fuel: Since we have been heavily using the school board pumps in the Lower Keys, we have seen an increase in the cost of fuel thus we are asking to increase this budget by $20,000 from FY23 for a total of $95,000.

Diesel: Since we have been heavily using the school board pumps in the Lower Keys, we have seen an increase in the cost of fuel thus we are asking to increase this budget by $3,030 from FY23 for a total of $9,000

Overtime: FY22 was budgeted for $92,000 – no overtime was awarded in FY23. However, we are currently 6 months into the budget year and we have already used approx. $116,000 in overtime. There are several factors for this- we are shorthanded due to the split from Parks & Beaches, there are several jobs that cannot be done during working hours at our buildings, and many of our bigger jobs such as build-outs need to be worked on daily (including weekends) to meet completion deadlines. Thus we are requesting $215,000 in overtime for FY24.

We are requesting 5 new FTES –
* (2) For the Middle Keys 2 MW4 – pay grade 305 to be able to keep up with all of the carpentry needs in the Middle Keys rather than having to pull carpenters away from the Upper or Lower Keys and the other position to keep up with the general maintenance needs of the Middle Keys to also include the new EOC building.
* (1) For the Upper Keys we are requesting 1 MW2 – pay grade 303 to keep up with the groundskeeping work, trash removal, and furniture/

# Facilities Maintenance

office moving needs, as well as election precinct set up and break down for all elections at several of the Upper Keys Facilities.
* (2) For the Lower Keys we are requesting 1 MW2 – pay grade 303 and 1 MW3 – pay grade 304 to keep up with the groundskeeping work, trash removal, and furniture/ office moving needs as well precinct set up and breakdown for all elections at several locations in the Lower Keys.

Below is a list of all CIP requests we have turned in for FY24 in the order of priority for us. The top 17 are our absolute urgent needs that our department can realistically get accomplished in FY24 and the remainder are almost as important but can be deferred to FY25 is necessary.

*Future Build Outs- $160,000
*Deferred Maintenance- $150,000
*Spalling Repair and Exterior Painting of Marathon Professional Bldg - $54,000
*Replace 3 Daikin AC Compressors at Medical Examiner Office - $79,000
*Replace Ductwork & Air Flow Balance at Lester Building - $1,726,000 (only $176,000 in FY24)
*Spalling Repairs and Exterior Painting at Harvey Govt Center – $160,000
*Landscaping at Harvey Govt Center- $100,000
*Demo of Big Pine Road Prison- $125,000
*Demo of Stiglitz House- $65,000
*Interior Painting of Conch Key Fire Station - $30,000
*Parking Garage Painting at Freeman Justice Center- $48,000
*Jackson Square- Landscaping - $100,000
*Murray Nelson Building Exterior Painting - $200,000
*Islamorada Library Exterior Painting - $120,000
*Lester Building Exterior Painting - $145,000
*Spalling Repair and Exterior Painting of 63rd St Annex - $60,000
*Ruth Ivins Exterior Painting - $45,000
Harvey Govt Center – Historic Exterior Lighting Repairs & LED upgrades - $185,000
Stock Island Fire Station #8 Exterior Painting & Mural Touch Up - $120,000
Freeman Justice Center Phase 2 Carpet Replacement - $140,000
Magnolia Public Works Complex Exterior Painting - $120,000
Tavernier Fire Station #22 Exterior Painting - $110,000
Murray Nelson Replace Flooring- $150,000
LED Lighting Upgrades at Conch Key Fire Station - $35,000
LED Lighting Upgrade at Joe London Fire Training - $20,000
Exterior Painting at Marathon Courthouse - $50,000
Replace siding and wall repairs to Marathon Carpenter Shop - $45,000
Repave Harvey Govt Center Parking Lot and Drive Thru – $215,000
LED lighting upgrades to multiple locations in Lower Keys- $175,000

| Budgetary Cost Summary | FY 2021 Actual | FY 2022 Actual | FY 2023 Adopted | FY 2023 Amended | FY 2024 Proposed | FY 2024 Change |
|---|---|---|---|---|---|---|
| Personnel Expenditures | 2,920,998 | 3,832,816 | 4,048,578 | 4,048,578 | 4,538,739 | 12.1% |
| Operating Expenditures | 5,259,244 | 5,420,102 | 6,107,781 | 6,090,946 | 8,344,342 | 36.6% |
| Capital Outlay Expenditures | 9,442 | 51,867 | 93,316 | 110,151 | 735,400 | 688.1% |
| **Total Budget** | **8,189,684** | **9,304,785** | **10,249,675** | **10,249,675** | **13,618,481** | **32.9%** |

| Revenue Sources | FY 2021 Actual | FY 2022 Actual | FY 2023 Adopted | FY 2023 Amended | FY 2024 Proposed | FY 2024 Change |
|---|---|---|---|---|---|---|
| General Fund | 8,189,684 | 9,304,785 | 10,249,675 | 10,249,675 | 13,618,481 | 32.9% |
| **Total Revenue** | **8,189,684** | **9,304,785** | **10,249,675** | **10,249,675** | **13,618,481** | **32.9%** |

# Facilities Maintenance

| Position Summary | FY 2021 Actual | FY 2022 Actual | FY 2023 Adopted | FY 2024 Proposed | FY 2024 Variance |
|---|---|---|---|---|---|
| Administrative Support | 12.15 | 12.15 | 15.15 | 14.15 | (1.00) |
| Officials & Administrators | 1.85 | 1.85 | 2.00 | 2.00 | - |
| Skilled Craft Workers | 20.50 | 27.50 | 27.00 | 30.00 | 3.00 |
| Service Maintenance | 5.00 | 6.00 | 6.00 | 7.00 | 1.00 |
| Professionals | 1.00 | 1.00 | 1.00 | 1.00 | - |
| **Total Full-Time FTE** | 40.50 | 48.50 | 51.15 | 54.15 | 3.00 |
| **Total FTE** | **40.50** | **48.50** | **51.15** | **54.15** | **3.00** |

# FY24 Proposed Budget

## *Engineering Services & Roads*

# Engineering Service/Roads

Proposed FY24:

| FY24 Revenue Source | |
|---|---|
| Road and Bridge Fund - Gas Tax | $8,864,780 |
| Impact Fees Fund - Roadway | $720,192 |
| One Cent Infrastructure Sales Tax | $11,893,569 |
| Card Sound Bridge | $2,278,841 |
| | **$23,757,382** |

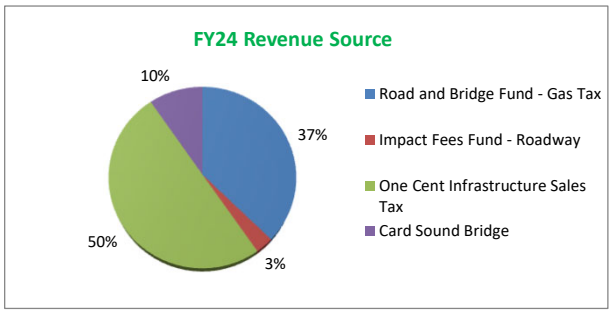


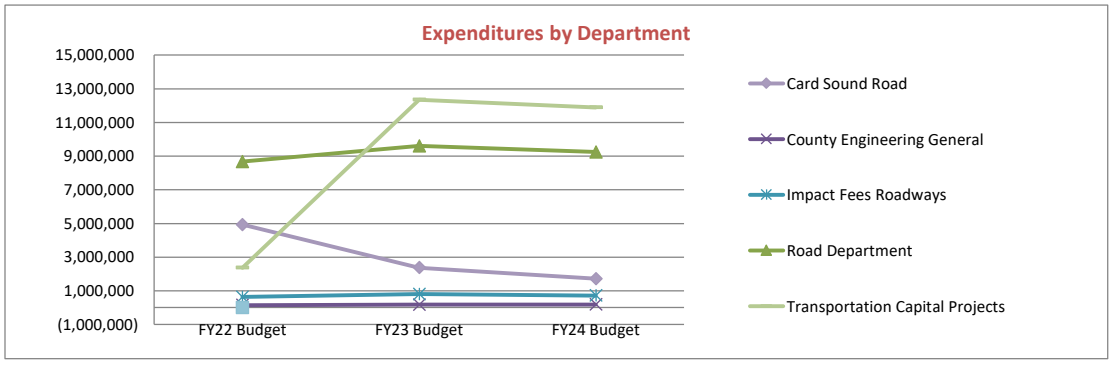


| Expenditures by Department | Adopted FY22 Budget | Adopted FY23 Budget | Proposed FY24 Budget | FY24 Change |
|---|---|---|---|---|
| Card Sound Road | 4,922,284 | 2,371,584 | 1,716,386 | -27.6% |
| County Engineering General | 144,664 | 173,144 | 183,004 | 5.7% |
| County Engineering Capital | - | - | - | |
| Impact Fees Roadways | 630,568 | 798,843 | 720,192 | -9.8% |
| Road Department | 8,666,081 | 9,603,031 | 9,244,231 | -3.7% |
| Transportation Capital Projects | 2,365,730 | 12,348,175 | 11,893,569 | -3.7% |
| Total | 16,729,327 | 25,294,777 | 23,757,382 | -6.1% |

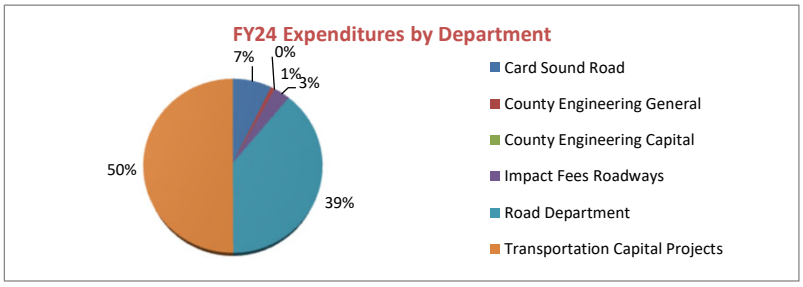

# Engineering Service/Roads

| Budgetary Cost Summary | Adopted FY22 Budget | Adopted FY23 Budget | Proposed FY24 Budget | FY24 % of Total | FY24 Change |
|---|---|---|---|---|---|
| Personnel Expenditures | 3,310,410 | 3,753,644 | 4,256,009 | 17.9% | 13.4% |
| Operating Expenditures | 3,098,436 | 18,274,275 | 17,698,973 | 74.5% | -3.1% |
| Capital Outlay Expenditures | 10,336,867 | 3,266,858 | 1,802,400 | 7.6% | -44.8% |
| Total | 16,745,713 | 25,294,777 | 23,757,382 | 100% | -6.1% |

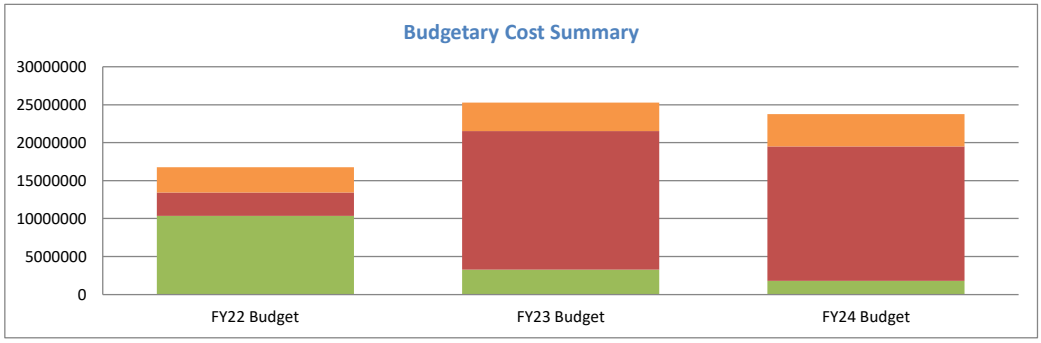


| | Adopted FY22 Budget | Adopted FY23 Budget | Proposed FY24 Budget | FY24 Change |
|---|---|---|---|---|
| FTE History | 39.38 | 40.38 | 40.38 | - |

| | |
|---|---|
| FY22 Change | - 3 FTE - Toll Collectors Reallocated to other departments<br>+ 1 FTE - GIS Data Manager |
| FY23 Change | + 1 FTE: As a result of FTE splits/reallocations moved from Project Management |
| FY24 Proposed Changes | No changes |

# Engineering Services/Roads

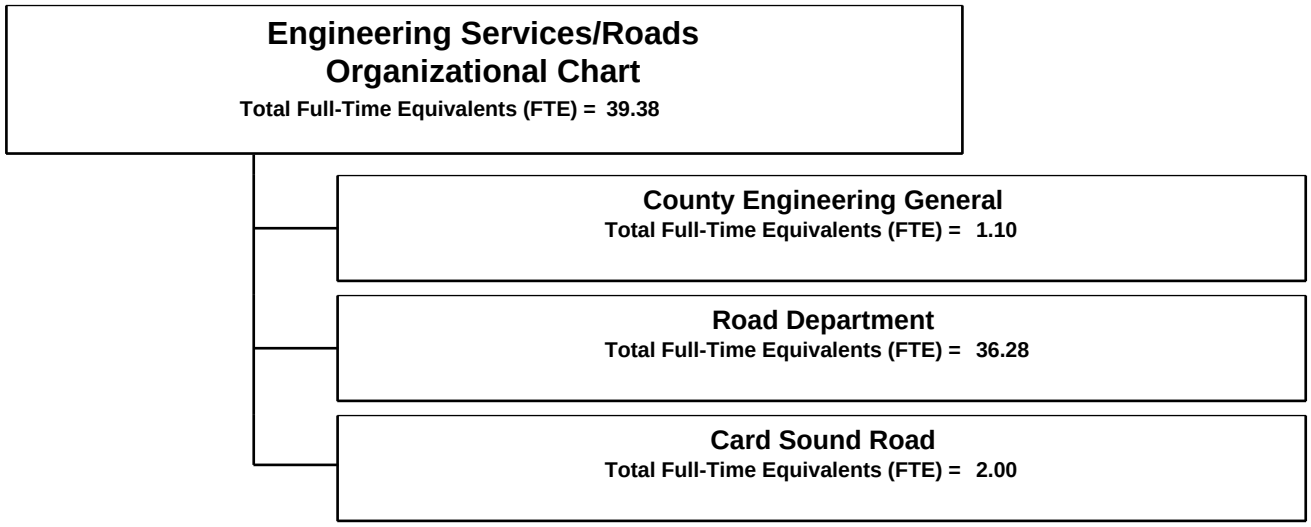

# Engineering Services/Roads

## Mission Statement

The mission of the Engineering Services and Roads Department is to provide residents and travelers with visibly enjoyable, safe and well-maintained roads, bridges, sidewalks and pedestrian/bicycle paths on which to travel.

## Services Provided

The department includes Engineering Services, Upper and Lower Keys Roads Maintenance Departments and Card Sound Toll Authority. Responsibilities include:

• Management of engineering design, permitting and construction of county transportation infrastructure including roads, sidewalks, bridges, shared use paths and associated stormwater management systems.
• Review of right of way permit applications, issuance of permits and inspection of work for conformance to county requirements.
• Review of property development/redevelopment applications and road abandonment applications for impacts to county roads and rights-of-way.
• Performing ongoing maintenance on 312 miles of county maintained roads and 26 bridges including cutting vegetation, fixing potholes, cleaning storm drains, repairing roadway shoulders, addressing flooding complaints, installing signage, sweeping and maintaining bicycle and shared use paths.
• Operating and maintaining the Card Sound Toll All Electronic Tolling System.

## Strategic Goals

Monroe County BOCC Strategic Plan Areas of Concern and Priority related Actions:

• Quality of Life: Viability- Enhanced Public Transportation

- Action: The Engineering Services and Roads Maintenance Department will improve existing transportation infrastructure to better serve alternative modes of transportation (bicyclists and pedestrians) as well as vehicular traffic.
- Performance Measure: Design phase of roadway improvement and bridge projects initiated will evaluate need to add sidewalks and/or bicycle facilities as part of the project scope(s); include in design scope wherever evaluation indicates need and inclusion is feasible based on site constraints and design guidance.
- Target Metric: Evaluate need for 100% of projects

Department Goals, Actions and Measures:

• Goal: Improve timing and delivery of road infrastructure maintenance services

- Action: Implement GIS based roadway asset management and maintenance system to identify road assets, proactively plan maintenance, document work completed and budget for future needs.
- Performance Measure: GIS based roadway asset management and maintenance system in place Phase 1-FY22 Evaluate alternatives, identify and procure selected software system; initiate asset data collection and input into system.
- Target Metric: Completed or Not Completed

• Goal: Extend service life of roads and reduce amount of money spent on asphalt road rehabilitation.

- Action: Continue proactive pavement maintenance program with treatments (other than mill and resurface) to extend and improve asphalt life.
- Performance Measure: Develop multi-year program for surface treatment of recently resurfaced roads (past 5 years); Continue rejuvenation program and implement additional treatment techniques.
- Target Metric: Completed or Not Completed

| Budgetary Cost Summary | FY 2021 Actual | FY 2022 Actual | FY 2023 Adopted | FY 2023 Amended | FY 2024 Proposed | FY 2024 Change |
|---|---|---|---|---|---|---|
| Personnel Expenditures | 3,121,940 | 3,076,039 | 3,753,644 | 3,753,644 | 4,256,009 | 13.4% |
| Operating Expenditures | 4,735,222 | 11,271,378 | 18,274,275 | 30,679,745 | 18,198,973 | (0.4)% |
| Capital Outlay Expenditures | 5,252,745 | 621,234 | 3,266,858 | 2,870,690 | 1,802,400 | (44.8)% |
| **Total Budget** | **13,109,907** | **14,968,652** | **25,294,777** | **37,304,079** | **24,257,382** | **(4.1)%** |

# Engineering Services/Roads

| Appropriations by Department | FY 2021 Actual | FY 2022 Actual | FY 2023 Adopted | FY 2023 Amended | FY 2024 Proposed | FY 2024 Change |
|---|---|---|---|---|---|---|
| Card Sound Road | 598,104 | 724,899 | 2,371,584 | 2,371,584 | 1,716,386 | (28)% |
| County Engineering Capital | 1,382,550 | 27,978 | - | 482,550 | - | -% |
| County Engineering General | 87,528 | 152,079 | 173,144 | 173,144 | 183,004 | 6% |
| Impact Fees Roadways | 458,286 | 324,884 | 798,843 | 798,843 | 720,192 | (10)% |
| Road Department | 9,639,519 | 10,860,039 | 9,603,031 | 17,605,048 | 9,244,231 | (4)% |
| Transportation Capital Projects | 943,919 | 2,878,773 | 12,348,175 | 15,872,910 | 12,393,569 | -% |
| **Total Budget** | **13,109,907** | **14,968,652** | **25,294,777** | **37,304,079** | **24,257,382** | **(4)%** |

| Revenue Sources | FY 2021 Actual | FY 2022 Actual | FY 2023 Adopted | FY 2023 Amended | FY 2024 Proposed | FY 2024 Change |
|---|---|---|---|---|---|---|
| Road And Bridge Fund | 8,170,547 | 8,213,254 | 9,065,031 | 10,199,031 | 8,864,780 | (2.2)% |
| Governmental Fund Type Grants | 1,951,522 | 2,674,763 | - | 7,350,567 | - | -% |
| Impact Fees Fund - Roadway | 458,286 | 324,884 | 798,843 | 798,843 | 720,192 | (9.8)% |
| One Cent Infra-structure Sales Tax | 1,843,919 | 2,878,773 | 12,348,175 | 15,872,910 | 12,393,569 | 0.4% |
| Card Sound Bridge | 685,632 | 876,978 | 3,082,728 | 3,082,728 | 2,278,841 | (26.1)% |
| **Total Revenue** | **13,109,907** | **14,968,652** | **25,294,777** | **37,304,079** | **24,257,382** | **(4.1)%** |

| Position Summary by Department | FY 2021 Actual | FY 2022 Actual | FY 2023 Adopted | FY 2024 Proposed | FY 2024 Variance |
|---|---|---|---|---|---|
| County Engineering General | 1.10 | 1.20 | 1.20 | 1.10 | (0.10) |
| Road Department | 33.28 | 35.18 | 36.18 | 36.28 | 0.10 |
| Card Sound Road | 7.00 | 3.00 | 3.00 | 2.00 | (1.00) |
| **Total Full-Time FTE** | 41.38 | 39.38 | 40.38 | 39.38 | (1.00) |
| **Total FTE** | **41.38** | **39.38** | **40.38** | **39.38** | **(1.00)** |

# Engineering Services/Roads

## County Engineering Capital

**Description and Services Provided**

Engineering services, including construction management, surveying, and inspection of a variety of county projects, and management of the County's 7-Year Roadway/Bicycle Path Plan, ADA Transition Plan and Capital Improvement Projects.

| Budgetary Cost Summary | FY 2021 Actual | FY 2022 Actual | FY 2023 Adopted | FY 2023 Amended | FY 2024 Proposed | FY 2024 Change |
|---|---|---|---|---|---|---|
| Operating Expenditures | 900,000 | 27,978 | - | - | - | -% |
| Capital Outlay Expenditures | 482,550 | - | - | 482,550 | - | -% |
| **Total Budget** | **1,382,550** | **27,978** | **-** | **482,550** | **-** | **-%** |

| Revenue Sources | FY 2021 Actual | FY 2022 Actual | FY 2023 Adopted | FY 2023 Amended | FY 2024 Proposed | FY 2024 Change |
|---|---|---|---|---|---|---|
| Governmental Fund Type Grants | 482,550 | 27,978 | - | 482,550 | - | -% |
| One Cent Infra-structure Sales Tax | 900,000 | - | - | - | - | -% |
| **Total Revenue** | **1,382,550** | **27,978** | **-** | **482,550** | **-** | **-%** |

# Engineering Services/Roads

## County Engineering General

| Budgetary Cost Summary | FY 2021 Actual | FY 2022 Actual | FY 2023 Adopted | FY 2023 Amended | FY 2024 Proposed | FY 2024 Change |
|---|---|---|---|---|---|---|
| Personnel Expenditures | 86,470 | 150,364 | 171,603 | 171,603 | 180,025 | 4.9% |
| Operating Expenditures | 1,058 | 1,715 | 1,541 | 1,541 | 2,979 | 93.3% |
| **Total Budget** | **87,528** | **152,079** | **173,144** | **173,144** | **183,004** | **5.7%** |

| Revenue Sources | FY 2021 Actual | FY 2022 Actual | FY 2023 Adopted | FY 2023 Amended | FY 2024 Proposed | FY 2024 Change |
|---|---|---|---|---|---|---|
| Card Sound Bridge | 87,528 | 152,079 | 173,144 | 173,144 | 183,004 | 5.7% |
| **Total Revenue** | **87,528** | **152,079** | **173,144** | **173,144** | **183,004** | **5.7%** |

| Position Summary | FY 2021 Actual | FY 2022 Actual | FY 2023 Adopted | FY 2024 Proposed | FY 2024 Variance |
|---|---|---|---|---|---|
| Administrative Support | 0.25 | 0.25 | 0.45 | 0.45 | - |
| Officials & Administrators | 0.35 | 0.45 | 0.45 | 0.35 | (0.10) |
| Technicians | 0.15 | 0.15 | 0.15 | 0.15 | - |
| Professionals | 0.35 | 0.35 | 0.15 | 0.15 | - |
| **Total Full-Time FTE** | 1.10 | 1.20 | 1.20 | 1.10 | (0.10) |
| **Total FTE** | **1.10** | **1.20** | **1.20** | **1.10** | **(0.10)** |

# Engineering Services/Roads

## Road Department

### Description and Services Provided

Plan, oversee and administer road and bridge improvement/repair contracts. Incorporate the Florida Department of Transportation's 5 Year Work Program into the Capital Improvement Plan and when needed, find the necessary Grant matches for those State projects. Maintenance of 312 county miles including: cleaning and mowing of the rights-of-way, street patching, guardrail maintenance, street sweeping, stormwater drainage installation and maintenance, and maintaining signs and markings.

| Budgetary Cost Summary | FY 2021 Actual | FY 2022 Actual | FY 2023 Adopted | FY 2023 Amended | FY 2024 Proposed | FY 2024 Change |
|---|---|---|---|---|---|---|
| Personnel Expenditures | 2,778,822 | 2,718,715 | 3,326,388 | 3,326,388 | 3,897,915 | 17.2% |
| Operating Expenditures | 3,443,683 | 7,522,082 | 3,009,785 | 11,890,520 | 3,609,915 | 19.9% |
| Capital Outlay Expenditures | 3,417,014 | 619,243 | 3,266,858 | 2,388,140 | 1,736,401 | (46.8)% |
| **Total Budget** | **9,639,519** | **10,860,039** | **9,603,031** | **17,605,048** | **9,244,231** | **(3.7)%** |

| Revenue Sources | FY 2021 Actual | FY 2022 Actual | FY 2023 Adopted | FY 2023 Amended | FY 2024 Proposed | FY 2024 Change |
|---|---|---|---|---|---|---|
| Road And Bridge Fund | 8,170,547 | 8,213,254 | 9,065,031 | 10,199,031 | 8,864,780 | (2.2)% |
| Governmental Fund Type Grants | 1,468,972 | 2,646,785 | - | 6,868,017 | - | -% |
| Card Sound Bridge | - | - | 538,000 | 538,000 | 379,451 | (29.5)% |
| **Total Revenue** | **9,639,519** | **10,860,039** | **9,603,031** | **17,605,048** | **9,244,231** | **(3.7)%** |

| Position Summary | FY 2021 Actual | FY 2022 Actual | FY 2023 Adopted | FY 2024 Proposed | FY 2024 Variance |
|---|---|---|---|---|---|
| Administrative Support | 9.75 | 9.75 | 11.40 | 11.40 | - |
| Officials & Administrators | 1.18 | 2.08 | 2.08 | 1.18 | (0.90) |
| Service - Maintenance | - | - | - | 1.00 | 1.00 |
| Skilled Craft Workers | 14.00 | 15.00 | 15.00 | 15.00 | - |
| Technicians | 1.85 | 1.85 | 1.85 | 2.85 | 1.00 |
| Service Maintenance | 4.00 | 4.00 | 4.00 | 3.00 | (1.00) |
| Professionals | 2.50 | 2.50 | 1.85 | 1.85 | - |
| **Total Full-Time FTE** | 33.28 | 35.18 | 36.18 | 36.28 | 0.10 |
| **Total FTE** | **33.28** | **35.18** | **36.18** | **36.28** | **0.10** |

# Engineering Services/Roads

## Card Sound Road

| Budgetary Cost Summary | FY 2021 Actual | FY 2022 Actual | FY 2023 Adopted | FY 2023 Amended | FY 2024 Proposed | FY 2024 Change |
|---|---|---|---|---|---|---|
| Personnel Expenditures | 256,648 | 206,961 | 255,653 | 255,653 | 178,069 | (30.3)% |
| Operating Expenditures | 306,980 | 517,938 | 2,115,931 | 2,115,931 | 1,472,318 | (30.4)% |
| Capital Outlay Expenditures | 34,476 | - | - | - | 65,999 | -% |
| **Total Budget** | **598,104** | **724,899** | **2,371,584** | **2,371,584** | **1,716,386** | **(27.6)%** |

| Revenue Sources | FY 2021 Actual | FY 2022 Actual | FY 2023 Adopted | FY 2023 Amended | FY 2024 Proposed | FY 2024 Change |
|---|---|---|---|---|---|---|
| Card Sound Bridge | 598,104 | 724,899 | 2,371,584 | 2,371,584 | 1,716,386 | (27.6)% |
| **Total Revenue** | **598,104** | **724,899** | **2,371,584** | **2,371,584** | **1,716,386** | **(27.6)%** |

| Position Summary | FY 2021 Actual | FY 2022 Actual | FY 2023 Adopted | FY 2024 Proposed | FY 2024 Variance |
|---|---|---|---|---|---|
| Administrative Support | 4.00 | 1.00 | 1.00 | 1.00 | - |
| Technicians | 2.00 | 1.00 | 1.00 | 1.00 | - |
| Professionals | 1.00 | 1.00 | 1.00 | - | (1.00) |
| **Total Full-Time FTE** | 7.00 | 3.00 | 3.00 | 2.00 | (1.00) |
| **Total FTE** | **7.00** | **3.00** | **3.00** | **2.00** | **(1.00)** |

# Engineering Services/Roads

## Transportation Capital Projects

**Description and Services Provided**

The County's transportation capital projects include roadway and drainage improvement projects that were identified and prioritized using the County's 2014 Asphalt Pavement Assessment results. The county is continuing to maintain its 26 bridges using the priority ranking that was developed in the 2014 Bridge Assessment Study, with scheduled replacement of four county maintained bridges over the next few years.

| Budgetary Cost Summary | FY 2021 Actual | FY 2022 Actual | FY 2023 Adopted | FY 2023 Amended | FY 2024 Proposed | FY 2024 Change |
|---|---|---|---|---|---|---|
| Operating Expenditures | 83,501 | 2,876,782 | 12,348,175 | 15,872,910 | 12,393,569 | 0.4% |
| Capital Outlay Expenditures | 860,418 | 1,991 | - | - | - | -% |
| **Total Budget** | **943,919** | **2,878,773** | **12,348,175** | **15,872,910** | **12,393,569** | **0.4%** |

| Revenue Sources | FY 2021 Actual | FY 2022 Actual | FY 2023 Adopted | FY 2023 Amended | FY 2024 Proposed | FY 2024 Change |
|---|---|---|---|---|---|---|
| One Cent Infra-structure Sales Tax | 943,919 | 2,878,773 | 12,348,175 | 15,872,910 | 12,393,569 | 0.4% |
| **Total Revenue** | **943,919** | **2,878,773** | **12,348,175** | **15,872,910** | **12,393,569** | **0.4%** |

# Engineering Services/Roads

## Impact Fees Roadways

### Description and Services Provided

Funds are used exclusively for the capital expansion of the county's major road network system in the district from which the moneys were collected, with the exception that a portion of the funds from each district may be allocated to projects outside of the district, on U.S. 1, Card Sound Road, and C-905 in Key Largo, and the proceeds are used in a manner consistent with the capital improvements plan of the comprehensive plan.

The funds shall be used solely for the purpose of acquisition, expansion and development of the major road network system determined to be needed to serve new development, including but not limited to:

1) Planning, design and construction plan preparation;
2) Right-of-way acquisition;
3) Construction of new through lanes;
4) Construction of new turn lanes;
5) Construction of new bridges;
6) Construction of new drainage facilities in conjunction with new roadway construction;
7) Purchase and installation of traffic signalization;
8) Construction of new curbs, medians and shoulders;
9) Construction of new bicycle paths;
10) Construction of new pedestrian pathways and sidewalks;
11) Installation of new landscaping in conjunction with any of the projects listed above.

The disbursal of such funds requires the approval of the Board of County Commissioners. To follow the level of service goals and objectives of Element #3, Traffic Circulation.

| Budgetary Cost Summary | FY 2021 Actual | FY 2022 Actual | FY 2023 Adopted | FY 2023 Amended | FY 2024 Proposed | FY 2024 Change |
|---|---|---|---|---|---|---|
| Operating Expenditures | - | 324,884 | 798,843 | 798,843 | 720,192 | (9.8)% |
| Capital Outlay Expenditures | 458,286 | - | - | - | - | -% |
| **Total Budget** | **458,286** | **324,884** | **798,843** | **798,843** | **720,192** | **(9.8)%** |

| Revenue Sources | FY 2021 Actual | FY 2022 Actual | FY 2023 Adopted | FY 2023 Amended | FY 2024 Proposed | FY 2024 Change |
|---|---|---|---|---|---|---|
| Impact Fees Fund - Roadway | 458,286 | 324,884 | 798,843 | 798,843 | 720,192 | (9.8)% |
| **Total Revenue** | **458,286** | **324,884** | **798,843** | **798,843** | **720,192** | **(9.8)%** |

# FY24 Proposed Budget

## *Solid Waste*

# Solid Waste

Proposed FY24:

## FY24 Revenue Source

| | |
|---|---|
| **General Fund** | $0 |
| **Other Ad Valorem Funds** | $0 |
| **Non Ad Valorem Funds** | $0 |
| MSD Solid Waste Mgmt | $31,109,805 |
| **Capital Funds** | $0 |
| Impact Fees - Solid Waste | $135,285 |
| | **$31,245,090** |

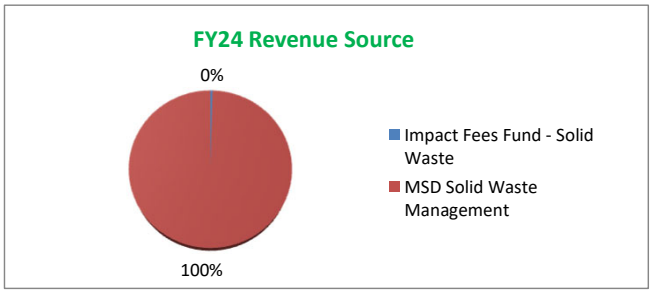


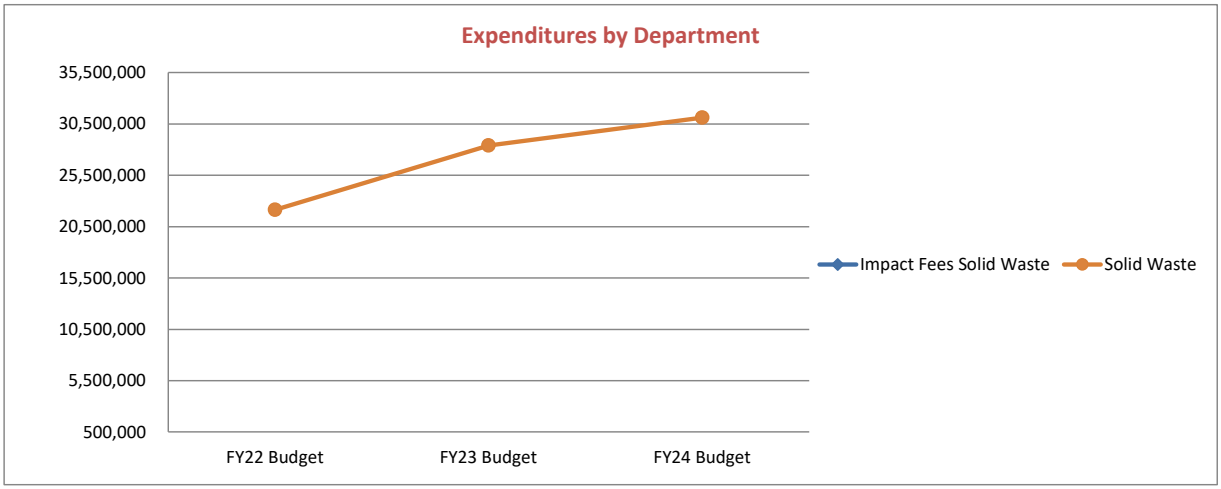


## Expenditures by Department

| | Adopted FY22 Budget | Adopted FY23 Budget | Proposed FY24 Budget | FY24 Change |
|---|---|---|---|---|
| Impact Fees Solid Waste | 128,177 | 128,575 | 135,285 | 5.2% |
| Solid Waste | 22,137,933 | 28,395,342 | 31,109,805 | 9.6% |
| Total | 22,266,110 | 28,523,917 | 31,245,090 | 9.5% |

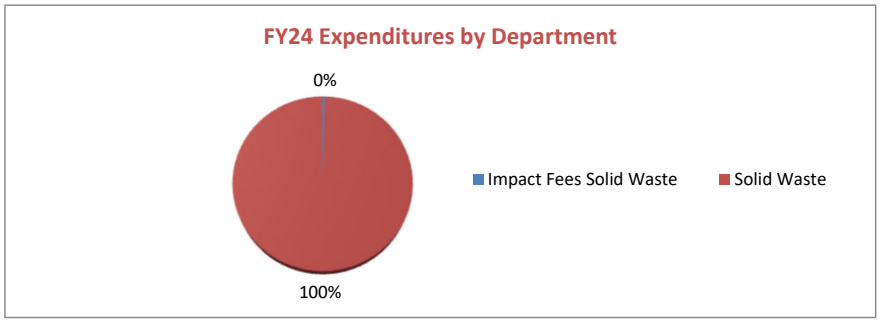

# Solid Waste

## Budgetary Cost Summary

| | Adopted FY22 Budget | Adopted FY23 Budget | Proposed FY24 Budget | FY24 % of Total | FY24 Change |
|---|---|---|---|---|---|
| Personnel Expenditures | 1,454,768 | 1,488,346 | 1,610,937 | 5.2% | 8.2% |
| Operating Expenditures | 20,392,065 | 25,310,765 | 29,439,518 | 94.2% | 16.3% |
| Capital Outlay Expenditures | 419,277 | 1,701,400 | 194,635 | 0.6% | -88.6% |
| Total | 22,266,110 | 28,500,511 | 31,245,090 | 100% | 9.6% |

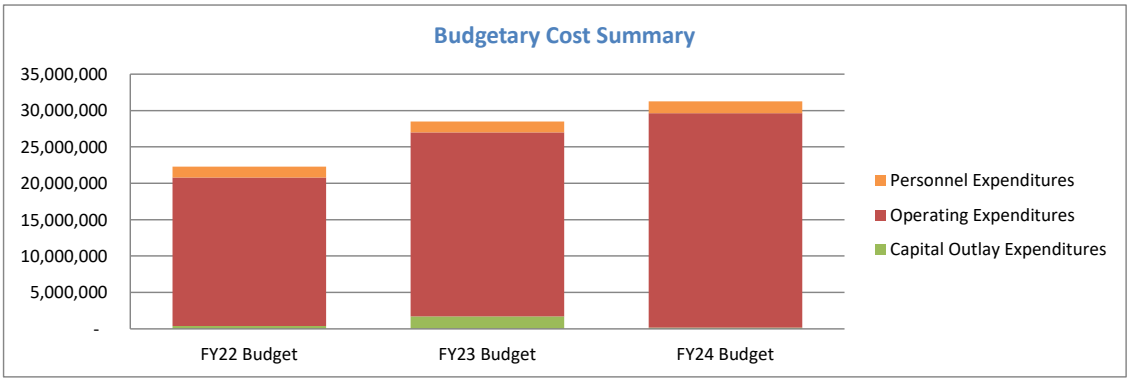


| | | Adopted FY22 Budget | Adopted FY23 Budget | Proposed FY24 Budget | FY24 Change |
|---|---|---|---|---|---|
| FTE History | | 18.10 | 17.10 | 17.10 | - |
| FY22 Change | - 1 FTE - FTE moved to Corrections from Solid Waste | | | | |
| FY23 Change | - 1 FTE - As a result of FTE splits/reallocations | | | | |
| FY24 Proposed Changes | No changes | | | | |

# Solid Waste

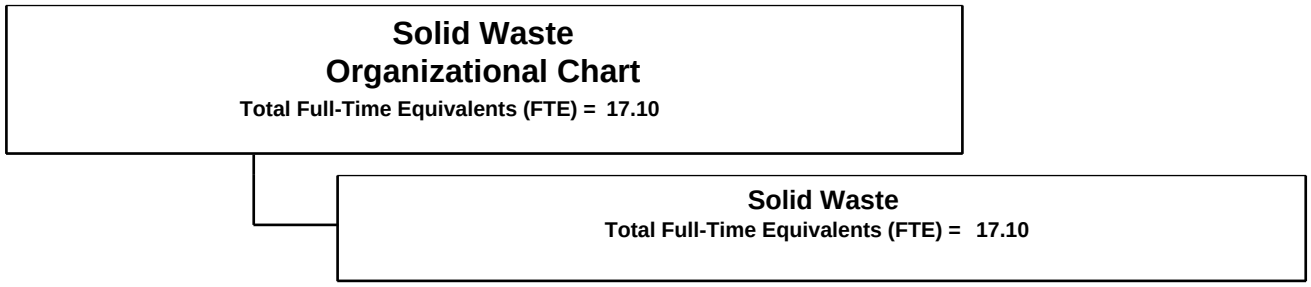
Solid Waste
Organizational Chart
Total Full-Time Equivalents (FTE) = 17.10
Solid Waste
Total Full-Time Equivalents (FTE) = 17.10

# Solid Waste

## Services Provided

The Solid Waste Department provides comprehensive, convenient and reliable services/programs, residential and commercial, for the collection and disposal of the different types of waste, including garbage, recyclables, yard waste, white goods, tires, household hazardous waste, electronic waste, and litter.

## Strategic Goals

Monroe County BOCC Strategic Plan Areas of Concern and Priority related Actions:

• Environment: Conservation- Strengthen Strategic Environment Partnership (i.e.- FL Keys National Marine Sanctuary, Army Corp, etc.)

- Action: The Solid Waste Department will collaborate/work with other County Agencies & Municipalities to improve the environment by identifying areas and neighborhoods throughout Monroe County that are repeated illegal dumpsites.
- Performance Measure: Identified "illegal dumping" sites countywide in collaboration with municipalities and agencies.
- Target Metric: Completed or Not Completed

• Environment: Conservation- Reuse/Reduction/Recycling of solid waste

- Action: The Solid Waste Department will educate, inform and enhance the role that Reduce/ Reuse/ Recycling of Solid Waste plays in our daily life, by helping to initiate programs in the schools and community to bring awareness of why, how and the benefits of recycling.
- Performance Measure: Created a school recycling program
- Target Metric At least three (3) schools in the Keys – preferably 1 in each area of upper, middle, lower.

Department Goals, Actions and Measures:

• Goal: Create Recycling Education Program

- Action: Hire Recycling Coordinator
- Performance Measure: Recycling Coordinator hired
- Target Metric: Completed or Not Completed

- Action: Sponsor and/or create a visual presence at community events that focus on Reduce/Reuse/Recycle
- Performance Measure: Provide educational presence at community event
- Target Metric: 3 Events

• Goal: Reduce and effectively manage illegal dumping sites/areas

- Action: Develop Outreach Programs/education; identify needs of Business/Private sectors
- Performance Measure: Develop Outreach program for businesses
- Target Metric: Completed or Not Completed

- Action: Post signage and possible purchase of surveillance equipment where possible, at most problematic illegal-dumping sites
- Performance Measure: Signage installed, and surveillance equipment utilized
- Target Metric: at least 10 sites

- Action: Placement of receptacle containers in heavily littered areas
- Performance Measure: Trash receptacles placed in most areas of littering
- Target Metric: Completed or not completed

| Budgetary Cost Summary | FY 2021 Actual | FY 2022 Actual | FY 2023 Adopted | FY 2023 Amended | FY 2024 Proposed | FY 2024 Change |
|---|---|---|---|---|---|---|
| Personnel Expenditures | 1,176,307 | 1,298,059 | 1,511,752 | 1,511,752 | 1,610,937 | 6.6% |
| Operating Expenditures | 19,250,175 | 19,901,678 | 25,275,765 | 25,369,275 | 29,439,518 | 16.5% |
| Capital Outlay Expenditures | 41,974 | 55,866 | 1,736,400 | 1,736,400 | 194,635 | (88.8)% |
| **Total Budget** | **20,468,456** | **21,255,602** | **28,523,917** | **28,617,427** | **31,245,090** | **9.5%** |

# Solid Waste

| Appropriations by Department | FY 2021 Actual | FY 2022 Actual | FY 2023 Adopted | FY 2023 Amended | FY 2024 Proposed | FY 2024 Change |
|---|---|---|---|---|---|---|
| Impact Fees Solid Waste | - | - | 128,575 | 128,575 | 135,285 | 5% |
| Solid Waste | 20,468,456 | 21,255,602 | 28,395,342 | 28,488,852 | 31,109,805 | 10% |
| **Total Budget** | **20,468,456** | **21,255,602** | **28,523,917** | **28,617,427** | **31,245,090** | **10%** |

| Revenue Sources | FY 2021 Actual | FY 2022 Actual | FY 2023 Adopted | FY 2023 Amended | FY 2024 Proposed | FY 2024 Change |
|---|---|---|---|---|---|---|
| Impact Fees Fund - Solid Waste | - | - | 128,575 | 128,575 | 135,285 | 5.2% |
| MSD Solid Waste Management | 20,468,456 | 21,255,602 | 28,395,342 | 28,488,852 | 31,109,805 | 9.6% |
| **Total Revenue** | **20,468,456** | **21,255,602** | **28,523,917** | **28,617,427** | **31,245,090** | **9.5%** |

| Position Summary by Department | FY 2021 Actual | FY 2022 Actual | FY 2023 Adopted | FY 2024 Proposed | FY 2024 Variance |
|---|---|---|---|---|---|
| Solid Waste | 19.10 | 18.10 | 17.10 | 17.10 | - |
| **Total Full-Time FTE** | 19.10 | 18.10 | 17.10 | 17.10 | - |
| **Total FTE** | **19.10** | **18.10** | **17.10** | **17.10** | **-** |

# Solid Waste

## Impact Fees Solid Waste

### Description and Services Provided

Funds are used solely for the purpose of construction and expansion of solid waste facilities in Monroe County, including but not limited to:

1) Design and construction plan preparation;
2) Land acquisition; and
3) Acquisition of trucks and housing building equipment.

The funds shall not be used to maintain existing solid waste facilities. Funds shall be used in a manner consistent with the capital improvements plan (Element #8, Solid Waste) of the comprehensive plan. The disbursal of such funds shall require the approval of the BOCC.

The Public Works/Engineering Division, Department of Solid Waste/Recycling overseas the solid waste disposal and recovery program for the County.

### Major Variances

This budget has been adjusted to reflect available revenue. Impact Fees Solid Waste Fund 133 budgets are also listed under the Capital Improvement Plans.

| Budgetary Cost Summary | FY 2021 Actual | FY 2022 Actual | FY 2023 Adopted | FY 2023 Amended | FY 2024 Proposed | FY 2024 Change |
|---|---|---|---|---|---|---|
| Operating Expenditures | - | - | 128,575 | 128,575 | - | (100.0)% |
| Capital Outlay Expenditures | - | - | - | - | 135,285 | -% |
| **Total Budget** | **-** | **-** | **128,575** | **128,575** | **135,285** | **5.2%** |

| Revenue Sources | FY 2021 Actual | FY 2022 Actual | FY 2023 Adopted | FY 2023 Amended | FY 2024 Proposed | FY 2024 Change |
|---|---|---|---|---|---|---|
| Impact Fees Fund - Solid Waste | - | - | 128,575 | 128,575 | 135,285 | 5.2% |
| **Total Revenue** | **-** | **-** | **128,575** | **128,575** | **135,285** | **5.2%** |

# Solid Waste

## Solid Waste

### Description and Services Provided

The Solid Waste Program provides comprehensive, convenient, and reliable services/programs, residential and commercial, for the collection and disposal of different types of waste, including garbage, recyclables, yard waste, white goods, tires, household hazardous waste, electronic waste, and litter.

### Major Variances

FY2024 Requested Budget - $31,229,781.00

Key Changes Affecting the 2024 Budget:

1. Annual Contractual CPI Increase of 2.5%, Residential, and Recycling (Max amount per Contract), and 4%, Commercial (Max amount per contract) will affect the following per Year 10 of contract.
   a.) Commercial, Residential, and Recycling Haul Out
   b.) Residential Collection and Recycling (Residential increase per unit)
   c.) Yard Waste Haul Out

2. Requesting additional monies to support the standard wheeled trash toter for each residential unit in unincorporated Monroe County. Each toter will be a 96-gallon trash receptacle, with a latch closure. Each unit will be assigned a number/bar code, which is assigned to each residential address.

   The costs are as follows:
   a.) As of March 31, 2023 - Residential Units 34,516 @ $55.00 ea. receptacle - $1,898,380.00 - 00083
   b.) Professional Services to distribute and data recording 34,516 @$7.25 ea. - $250,241.00 - 00038
   c.) Freight from (North Carolina), 624 receptacles per truck, $4,191.28 per load - $228,370.00 - 00038
   TOTAL PROJECT: $2,376,991.00

3. Capital Outlay Equipment SC00102 – Purchase six – 20-yard roll-off dumpsters to replace current rusted-out dumpsters at and utilized within county locations. $31,500.00 - 00102

4. Recommendation for FY2024 Solid Waste Assessment per unit: (approx. 34,516 units as of March 2023).
** Current Non-Ad Valorem Assessment: $446.00
** Recommendation to increase to $457.15 per residential unit.
Justification: Contractual CPI increase is 2.5%

| Budgetary Cost Summary | FY 2021 Actual | FY 2022 Actual | FY 2023 Adopted | FY 2023 Amended | FY 2024 Proposed | FY 2024 Change |
|---|---|---|---|---|---|---|
| Personnel Expenditures | 1,176,307 | 1,298,059 | 1,511,752 | 1,511,752 | 1,610,937 | 6.6% |
| Operating Expenditures | 19,250,175 | 19,901,678 | 25,147,190 | 25,240,700 | 29,439,518 | 17.1% |
| Capital Outlay Expenditures | 41,974 | 55,866 | 1,736,400 | 1,736,400 | 59,350 | (96.6)% |
| **Total Budget** | **20,468,456** | **21,255,602** | **28,395,342** | **28,488,852** | **31,109,805** | **9.6%** |

| Revenue Sources | FY 2021 Actual | FY 2022 Actual | FY 2023 Adopted | FY 2023 Amended | FY 2024 Proposed | FY 2024 Change |
|---|---|---|---|---|---|---|
| MSD Solid Waste Management | 20,468,456 | 21,255,602 | 28,395,342 | 28,488,852 | 31,109,805 | 9.6% |
| **Total Revenue** | **20,468,456** | **21,255,602** | **28,395,342** | **28,488,852** | **31,109,805** | **9.6%** |

## Solid Waste

| Position Summary | FY 2021 Actual | FY 2022 Actual | FY 2023 Adopted | FY 2024 Proposed | FY 2024 Variance |
|---|---|---|---|---|---|
| Administrative Support | 2.10 | 2.10 | 2.10 | 2.10 | - |
| Officials & Administrators | 1.00 | 1.00 | 1.00 | 1.00 | - |
| Service - Maintenance | 6.00 | 6.00 | 6.00 | 6.00 | - |
| Skilled Craft Workers | 6.00 | 5.00 | 4.00 | 4.00 | - |
| Technicians | 1.00 | 1.00 | 1.00 | 1.00 | - |
| Professionals | 3.00 | 3.00 | 3.00 | 3.00 | - |
| **Total Full-Time FTE** | 19.10 | 18.10 | 17.10 | 17.10 | - |
| **Total FTE** | **19.10** | **18.10** | **17.10** | **17.10** | **-** |

# FY24 Proposed Budget

## *Fleet Management*

# Fleet Management

Proposed FY24:

## FY24 Revenue Source

| | |
|---|---|
| **General Fund** | $0 |
| **Other Ad Valorem Funds** | $0 |
| **Non Ad Valorem Funds** | $0 |
| Fleet Mgmt Fund | $5,575,784 |
| **Capital Funds** | $0 |
| | **$5,575,784** |

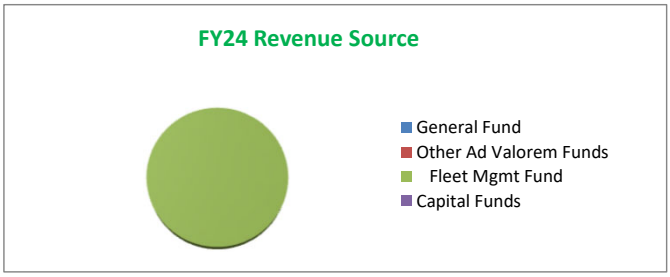


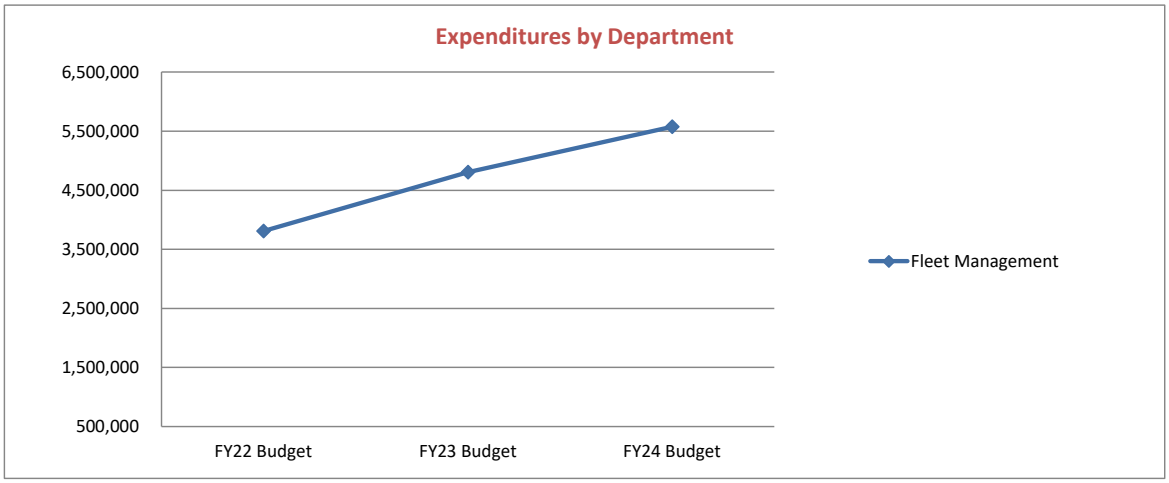


## Expenditures by Department

Fleet Management
Total

| Adopted FY22 Budget | Adopted FY23 Budget | Proposed FY24 Budget | FY24 Change |
|---|---|---|---|
| 3,808,017 | 4,807,112 | 5,575,784 | 16.0% |
| 3,808,017 | 4,807,112 | 5,575,784 | 16.0% |

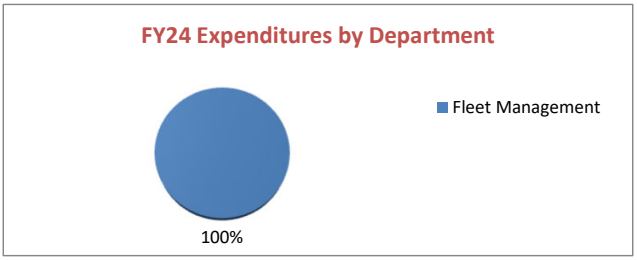

# Fleet Management

## Budgetary Cost Summary

| | Adopted FY22 Budget | Adopted FY23 Budget | Proposed FY24 Budget | FY24 % of Total | FY24 Change |
|---|---|---|---|---|---|
| Personnel Expenditures | 2,320,919 | 2,517,166 | 2,642,248 | 47.4% | 5.0% |
| Operating Expenditures | 1,481,098 | 2,181,841 | 2,459,536 | 44.1% | 12.7% |
| Capital Outlay Expenditures | 6,000 | 108,105 | 474,000 | 8.5% | 338.5% |
| Total | 3,808,017 | 4,807,112 | 5,575,784 | 100% | 16.0% |

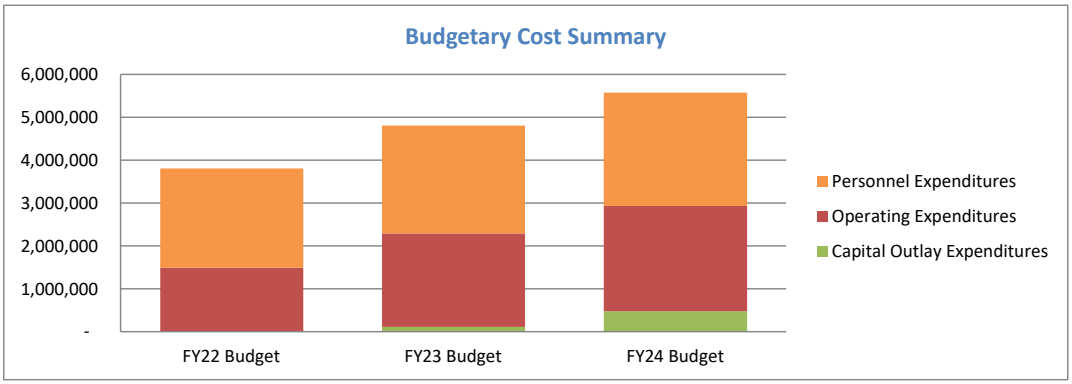


| | | Adopted FY22 Budget | Adopted FY23 Budget | Proposed FY24 Budget | FY24 Change |
|---|---|---|---|---|---|
| FTE History | | 20.05 | 21.05 | 21.05 | - |
| FY22 Change | + 1 FTE - reallocated from Card Sound Toll Collector | | | | |
| FY23 Change | No change | | | | |
| FY24 Change | No change | | | | |

# Fleet Management



# Fleet Management

## Mission Statement

The Mission of the Fleet Management Department is to provide fleet services, fuel, safe county vehicles, equipment and facilities in the most effective and efficient means possible.

## Services Provided

Fleet Department services vehicles and equipment out of three county garages located in Key West, Marathon, and Plantation Key.

The Department provides safety inspections, maintenance, and repairs for approximately 850 units which include approximately 230 sheriff department units and more than 70 emergency power generators.

Maintains safety and environmental accountability of 3 garages, 3 large capacity fuel tanks with fuel pumps located at 3 separate fueling facilities in Key West, Marathon, and Plantation Key.

Are responsible for acquiring, replacing, and disposing of more than 600 county vehicle/equipment units.

Resolves manufacturers vehicle and equipment safety recalls.

Manages outside warranty and specialty contract maintenance and repairs.

Operates and maintains a preventative maintenance and repair tracking system, and a fuel management tracking system.

## Strategic Goals

Monroe County BOCC Strategic Plan Areas of Concern and Priority related Actions:

• Environment: Resiliency- Stormwater Solutions

- Action: Fleet Management will expand the Department's current Storm Water Pollution Prevention Plan (SWPP) into a comprehensive departmental program that includes County-wide training of fleet personnel and annual documentation of preventative actions used in maintaining hazard storage areas that can be used as a best practice by others in the community.
- Performance Measure: Departmental program established
- Target Metric: Completed or Not Completed

Department Goals, Actions and Measures:

• Goal: Identify and promote ECO Driving practices for all county vehicle operators.

- Action: Provide ECO driving information bulletins for fleet department liaisons to share with department operators.
- Performance Measure: Send bulletins with every fuel bill and mass email
- Target Metric: 12

- Action: Provide simple driving practices and basic operator maintenance steps that can help save money and help protect the environment at the same time.
- Performance Measure: Send bulletins with every fuel bill and mass emails
- Target Metric: 12

• Goal: Reduce the consumption of fuel and carbon dioxide emissions for the Monroe County fleet through the promotion of best practices for operators and fleet management.

- Action: Encourage reduced vehicle idling times when safe and practical.
- Performance Measure: Send bulletins with every fuel bill and mass email
- Target Metric: 12

- Action: Encourage operators to check tire air pressure monthly.
- Performance Measure: Send bulletins with every fuel bill and mass email
- Target Metric: 12

- Action: Encourage county vehicle operators to ease into acceleration and brake smoothly around corners, avoid tailgating and rapid starts and stops.
- Performance Measure: Send bulletins with every fuel bill and mass email
- Target Metric: 12

# Fleet Management

- Action: Purchase fuel efficient replacement tires for county vehicles for all applications that are safe and practical.
- Performance Measure: Purchase Fuel efficient tires based on availability
- Target Metric: Completed or Not Completed

- Action: Purchase and use re-refined motor oils in county vehicles; for all applications that are practical, and manufacturer warranty compatible.
- Performance Measure: Purchase and use re-refined motor oils in county vehicles
- Target Metric: Completed or Not Completed

• Goal: Ensure all vehicles receive annual inspection according to scheduled parameters.

- Action: Provide vehicle/safety inspections and maintenance measurements through monthly “Preventative Maintenance Due” reports.
- Performance Measure: Conduct scheduled preventive maintenance on County vehicles
- Target Metric: At least 80%

• Goal: Control surplus vehicle inventory at minimum levels.

- Action: Manage timely surplus vehicle sales and disposal. Measured by running surplus unit inventory reports.
- Performance Measure: Reduction in number of units in surplus
- Target Metric: Less than 20

• Goal: Ensure efficient and effective operations through high quality fleet work order documentation.

- Action: Manage and operate preventative maintenance and repair work order tracking system. Measured by running individual mechanics accountability reports, and by random review of individual work orders.
- Performance Measure: Monitor all direct hours charged to work order in FASTER
- Target Metric: Completed or Not Completed

• Goal: Expedite resolution of vehicle and equipment safety recalls.

- Action: Resolve of all manufacturer’s vehicle and equipment safety recalls. Can be measured by viewing spread sheet data reports and saved documents for county vehicle recalls.
- Performance Measure: Ensure reasonable turnaround time on resolution of safety recalls
- Target Metric: within 30 days

• Goal: Ensure garages are subject to written inspections a minimum of 3 times annually and all repairs from inspection are completed and documented.

- Action: Provide garage facility safety inspections; provide repairs from inspection. Can be measured by reviewing garage safety inspection files.
- Performance Measure: Regular inspection for each garage facility
- Target Metric: 3 inspections per facility, per year

- Performance Measure: Complete repairs for each garage facility identified during safety inspections.
- Target Metric: 100%

- Action: Provide routine facility inspections, clean up, and documentation; for all areas utilized for working with and/or storing oils, lubricants, and other hazardous materials.
- Performance Measure: Regular inspection, cleanup and documentation for each garage facility
- Target Metric: Completed or Not Completed

| Budgetary Cost Summary | FY 2021 Actual | FY 2022 Actual | FY 2023 Adopted | FY 2023 Amended | FY 2024 Proposed | FY 2024 Change |
|---|---|---|---|---|---|---|
| Personnel Expenditures | 2,023,410 | 2,332,806 | 2,517,166 | 2,517,166 | 2,642,248 | 5.0% |
| Operating Expenditures | 1,193,203 | 1,485,790 | 2,181,841 | 2,199,165 | 2,459,536 | 12.7% |
| Capital Outlay Expenditures | 38,818 | 25,664 | 108,105 | 122,281 | 474,000 | 338.5% |
| **Total Budget** | **3,255,432** | **3,844,261** | **4,807,112** | **4,838,612** | **5,575,784** | **16.0%** |

# Fleet Management

| Appropriations by Department | FY 2021 Actual | FY 2022 Actual | FY 2023 Adopted | FY 2023 Amended | FY 2024 Proposed | FY 2024 Change |
|---|---|---|---|---|---|---|
| Fleet Management | 3,255,432 | 3,844,261 | 4,807,112 | 4,838,612 | 5,575,784 | 16% |
| **Total Budget** | **3,255,432** | **3,844,261** | **4,807,112** | **4,838,612** | **5,575,784** | **16%** |

| Revenue Sources | FY 2021 Actual | FY 2022 Actual | FY 2023 Adopted | FY 2023 Amended | FY 2024 Proposed | FY 2024 Change |
|---|---|---|---|---|---|---|
| Fleet Management Fund | 3,255,432 | 3,844,261 | 4,807,112 | 4,838,612 | 5,575,784 | 16.0% |
| **Total Revenue** | **3,255,432** | **3,844,261** | **4,807,112** | **4,838,612** | **5,575,784** | **16.0%** |

| Position Summary by Department | FY 2021 Actual | FY 2022 Actual | FY 2023 Adopted | FY 2024 Proposed | FY 2024 Variance |
|---|---|---|---|---|---|
| Fleet Management | 20.05 | 21.05 | 21.05 | 21.05 | - |
| **Total Full-Time FTE** | 20.05 | 21.05 | 21.05 | 21.05 | - |
| **Total FTE** | **20.05** | **21.05** | **21.05** | **21.05** | **-** |

# Fleet Management

## Fleet Management

### Mission Statement

The mission of the Fleet Management Department is to provide fleet management services in the most economical and efficient means possible.

### Description and Services Provided

• Fleet Department services vehicles and equipment out of 3 garages located in Rockland Key, Marathon, and Plantation Key.

• The Department provides safety inspections, maintenance, and repairs for 885 units which include 308 sheriff department units, and more than 70 emergency power generators.

• Monroe County Fleet Management is Nationally recognized for:
o NAFA's 100 Best Fleets in the Americas (Yes, the Western Hemisphere) program recognizes peak-performing public fleet operations. 11th in 2022 and 14th in 2023
o Government Fleet's Leading Fleets awards program, co-produced with the American Public Works Association, recognizes operations that are performing at a high level, particularly in fleet leadership, competitiveness, efficiency, planning for the future, and overcoming challenges. Notable Fleet for 2022 and 2023.
o ASE's Blue Seal of Excellence Recognition Program for each garage for 2023.
o The Fleet Director is a four-time nominated Government Fleet Manager of the Year.

### Major Variances

The FY2024 Budget request includes:

(MAJOR VARIANCES IN FLEET'S BUDGET FROM FY23 ARE AS FOLLOWS)

Cost Center 23501 Fleet Management Service Administration:

• Travel Per Diem: FY24 Proposed $10,000
o 2 employees to attend Government Fleet Expo and FLAGFA conferences in FY24 - airfare, hotel, and other travel expenses.

• Communications: FY24 Proposed $13,468
o AT&T Pro-Cabs Internet @ $430 PK garage and $143.33 Magnolia fuel site - total $573.33 monthly - $6879.96 annually. Broadwave - internet access at the Rockland Key garage $549 monthly - $6,588 annually.

• Rentals and Leases: FY24 Proposed $141,231
o Rentals & Leases - $141,170.04 Rockland/Key West garage @$11,764.17 monthly. DS Water - water cooler rental @ $5 monthly $60 annually (drinking water at the PK garage)

• Rentals- Airports: FY24 Proposed $63,731
o FY23 adopted amount $59,841 - Increased by 6.5% @ $63,731 for FY24

• Copier Meter Usage Charges: FY24 Proposed $350
o Copier meter usage charges - all 3 Xerox's (KW, Mar & PK shops)

• Software: FY24 Proposed $11,750
o Fleet Software - annual renewals: Helm @ $2,250; Faster @ $8K, All-Data @ $1,500

• Gasoline: FY24 Proposed $15,000
o Fuel prices are expected to increase dramatically in the next month's/years - increasing expenses from 10K in FY23 to 15K for FY24.

• Diesel Fuel; FY24 Proposed $10,000
o Fuel prices are expected to increase dramatically in the next month's/year - increasing budget from $5k in FY22 to $10K for FY24.

• Internal Fuel: FY Proposed $14.000
o FY23 adopted $11K - requesting increase in FY24 @ $14K (fuel prices expected to increase in the next month's/year)

• Books,pubs,subs,educ,mem.: FY24 Proposed $10,175
o Registration Fees to Govt Fleet Expo @ $1600 ($800 each); annual memberships to FLAGFA @ $200 (4 @ $50 each); Registration Fees to FLAGFA @ $500 (2 @ $250 each); ASE registration fees @ $250 (approx. $34 each); ASE Certifications reimbursements @ $1,325 ($25 each); Helm Publications & Training @ $6,300

• Capital Outlay Vehicles: FY24 Proposed $153,000

# Fleet Management

o Purchase of a new boom service truck for the Fleet Department - to replace service truck # FMS312 - 2004 F350

Cost Center 23502 Fleet Management Service Fuel:

• Software: FY Proposed $5,000
o Annual: Software Maintenance @ $2,250.00 ($1,275 per location: Marathon & Key Largo), and FMLive Cloud Hosting @ $2,064.00

Cost Center 23503 Fleet Management Service Operations:

• Contractual Services: FY24 Proposed $127,000
o Other Contractual Services - All Power Generators @ $45K and Samsara (new GPS company) @ $82K

• R&M-Fleet Outside Vendors: FY24 Proposed $77,675
o Outside Vendors/Sublet - towing, alignments, misc. repairs, etc. (services provided to MC by another supplier/vendor). FY22 adopted $72,934 - adding 6.5% for FY24 - due to pricing/cost increase.

• Repair and Maintenance: FY24 Proposed $532,500
o Repair & Maintenance - purchase of parts, tires, oils/fluid, etc. - all shops. FY22 adopted $500K - adding 6.5% - due to price/cost increase in parts.

• Operating Supplies: FY24 Proposed $60,705
o Operating Supplies - all shops/garages - misc. items: ie.: disposable gloves, wheel weights, hand cleaner, carwash soap, etc. FY22 adopted $57K - adding 6.5% for FY 24 - due to increasing cost of supplies.

• Postage/Freight: FY24 Proposed $5,000
o Freight/shipping/handling - for parts. Finance Dept. requires freight to be expensed out separately.

| Budgetary Cost Summary | FY 2021 Actual | FY 2022 Actual | FY 2023 Adopted | FY 2023 Amended | FY 2024 Proposed | FY 2024 Change |
|---|---|---|---|---|---|---|
| Personnel Expenditures | 2,023,410 | 2,332,806 | 2,517,166 | 2,517,166 | 2,642,248 | 5.0% |
| Operating Expenditures | 1,193,203 | 1,485,790 | 2,181,841 | 2,199,165 | 2,459,536 | 12.7% |
| Capital Outlay Expenditures | 38,818 | 25,664 | 108,105 | 122,281 | 474,000 | 338.5% |
| **Total Budget** | **3,255,432** | **3,844,261** | **4,807,112** | **4,838,612** | **5,575,784** | **16.0%** |

| Revenue Sources | FY 2021 Actual | FY 2022 Actual | FY 2023 Adopted | FY 2023 Amended | FY 2024 Proposed | FY 2024 Change |
|---|---|---|---|---|---|---|
| Fleet Management Fund | 3,255,432 | 3,844,261 | 4,807,112 | 4,838,612 | 5,575,784 | 16.0% |
| **Total Revenue** | **3,255,432** | **3,844,261** | **4,807,112** | **4,838,612** | **5,575,784** | **16.0%** |

| Position Summary | FY 2021 Actual | FY 2022 Actual | FY 2023 Adopted | FY 2024 Proposed | FY 2024 Variance |
|---|---|---|---|---|---|
| Administrative Support | 3.05 | 3.05 | 3.05 | 3.05 | - |
| Officials & Administrators | 2.00 | 2.00 | 2.00 | 2.00 | - |
| Skilled Craft Workers | 12.00 | 15.00 | 15.00 | 15.00 | - |
| Technicians | 2.00 | 1.00 | 1.00 | 1.00 | - |
| Professionals | 1.00 | - | - | - | - |
| **Total Full-Time FTE** | 20.05 | 21.05 | 21.05 | 21.05 | - |
| **Total FTE** | **20.05** | **21.05** | **21.05** | **21.05** | **-** |

# FY24 Proposed Budget

## *Corrections Facilities*

# Corrections Facilities

Proposed FY24:

## FY24 Revenue Source

| | |
|---|---|
| **General Fund** | $0 |
| **Other Ad Valorem Funds** | |
| Fine & Forfeiture Fund | $3,310,982 |
| **Non Ad Valorem Funds** | $0 |
| **Capital Funds** | $0 |
| | **$3,310,982** |

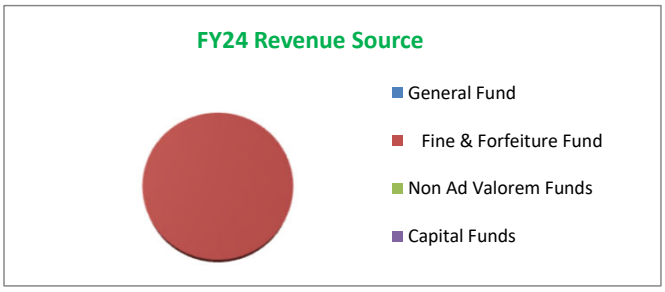


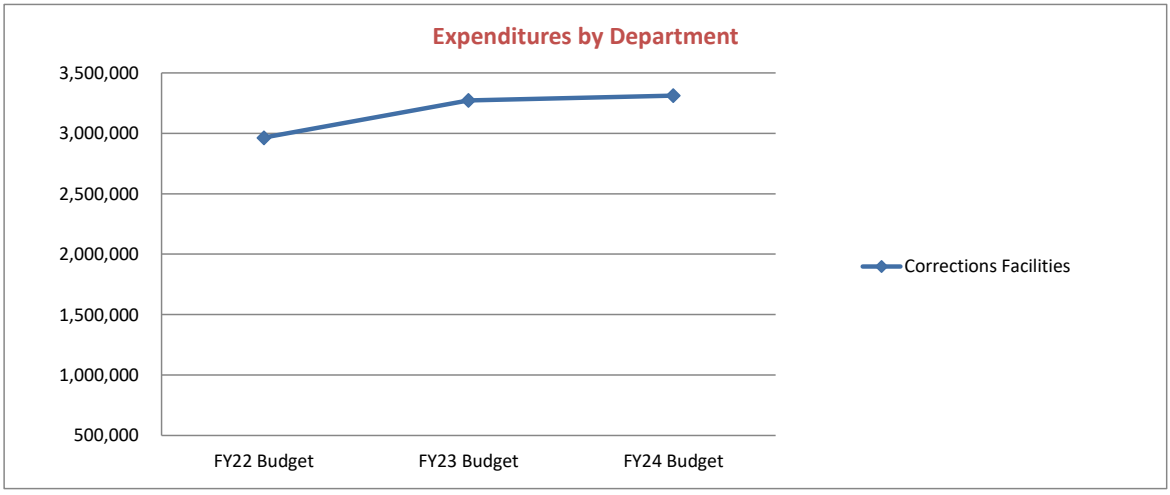


## Expenditures by Department

| | Adopted FY22 Budget | Adopted FY23 Budget | Proposed FY24 Budget | FY24 Change |
|---|---|---|---|---|
| Corrections Facilities | 2,963,633 | 3,271,568 | 3,310,982 | 1.2% |
| Total | 2,963,633 | 3,271,568 | 3,310,982 | 1.2% |

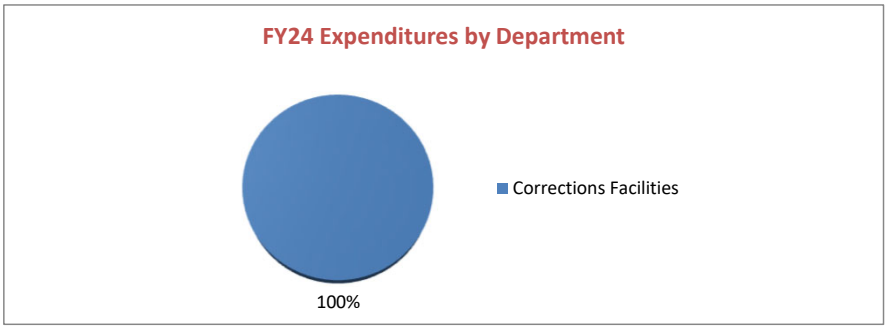

# Corrections Facilities

## Budgetary Cost Summary

| | Adopted FY22 Budget | Adopted FY23 Budget | Proposed FY24 Budget | FY24 % of Total | FY24 Change |
|---|---|---|---|---|---|
| Personnel Expenditures | 874,777 | 1,053,348 | 1,227,370 | 37.1% | 16.5% |
| Operating Expenditures | 2,088,856 | 2,130,357 | 2,003,062 | 60.5% | -6.0% |
| Capital Outlay Expenditures | - | 87,863 | 80,550 | 2.4% | 0.0% |
| Total | 2,963,633 | 3,271,568 | 3,310,982 | 100% | 1.2% |

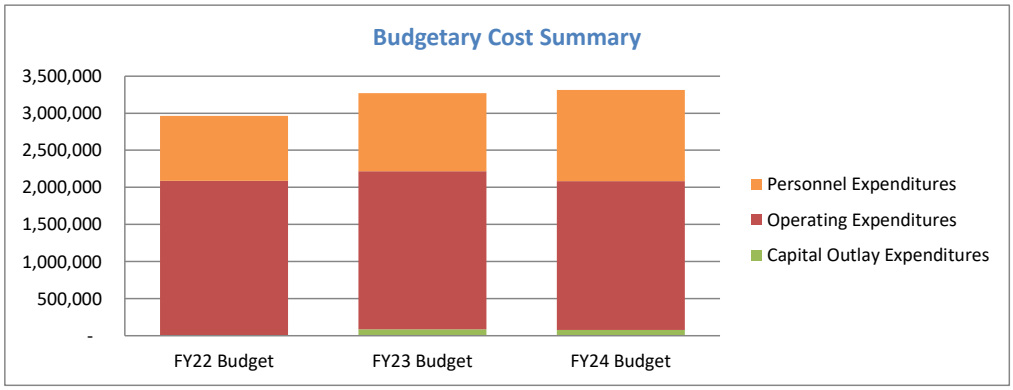


| | | Adopted FY22 Budget | Adopted FY23 Budget | Proposed FY24 Budget | FY24 Change |
|---|---|---|---|---|---|
| FTE History | | 10.15 | 11.00 | 12.00 | 1.00 |
| FY22 Change | + 1 FTE moved from Solid Waste<br>- 1 FTE moved to Facilities | | | | |
| FY23 Change | + 0.85 FTE - As a result of FTE splits/reallocations | | | | |
| FY24 Proposed Changes | Added:<br>+ 1 FTE - Maintenance Worker 4 | | | | |

# Corrections Facilities



# Corrections Facilities

## Mission Statement

The Correction Facilities Department provides 24-hour, routine and emergency maintenance to three detention facilities, three substations, a Headquarters building and Hanger.

## Services Provided

The Monroe County Correction Facilities Department consist of ten personnel ranging in maintenance skills from plumbing to locksmith who provide the best support services for maintaining multiple well- functioning and safe facilities throughout Monroe County. Our methods of assessment includes regular on-site inspections and preventative maintenance of our facilities, maintaining regular dialog with relevant Monroe County Sheriff's Office (MCSO) staff and professionals to ensure Accreditation standards are being met and/or improvements are communicated to guarantee efficient standards and compliance are met.

The Correction Facilities Department provides 24 hour, routine and emergency maintenance to three detention facilities, three MCSO substations, the MCSO Headquarters and MCSO hanger at the Marathon International Airport. We work closely with contractors on large capital improvement projects and self- perform small in-house jobs.

- Provide routine maintenance to all MCSO buildings.
- Ensure that all accreditation standards are met by Correction Public works employees.
- Assist with the development of new MCSO buildings and improvements.

## Strategic Goals

Monroe County BOCC Strategic Plan Areas of Concern and Priority related Actions:

- Environment: Conservation- Strengthen Strategic Environment Partnership (i.e.- FL Keys National Marine Sanctuary, Army Corp, etc.)

- Action: Corrections Facilities will reduce water consumption by installing I-Con water control equipment on all toilets, showers and sinks
- Performance Measure: Water reduction equipment installed.
- Target Metric: 50% of the equipment installed.

- Economy: Workforce- Workforce Transportation- Alternative Solutions

- Action: Corrections Facilities will work towards a car pool for employees to reduce the carbon footprint and offer Alternative transportation solutions for the Workforce.
- Performance Measure: Increase the amount of work shifts employees carpool
- Target Metric: 80% of shifts

Department Goals, Actions and Measures:

- Goal: Improve staff capabilities for increased operational efficiencies

- Action: Provide staff development opportunities in skills needed by the department including lock smith training, HVAC and plumbing
- Performance Measure: Number of staff who acquire additional certifications
- Target Metric: 50% of the staff receive additional training

- Goal: Expand County-wide use of Facility Dude for increased efficiency for facility maintenance needs

- Action: Enroll and train all County employees in the program
- Performance Measure: All County Employees enrolled and trained on FacilityDude
- Target Metric: 99% of employee enrolled, 80% trained.

| Budgetary Cost Summary | FY 2021 Actual | FY 2022 Actual | FY 2023 Adopted | FY 2023 Amended | FY 2024 Proposed | FY 2024 Change |
|---|---|---|---|---|---|---|
| Personnel Expenditures | 801,372 | 903,952 | 1,053,348 | 1,116,738 | 1,227,370 | 16.5% |
| Operating Expenditures | 1,884,030 | 1,627,625 | 2,130,357 | 2,066,967 | 2,003,062 | (6.0)% |
| Capital Outlay Expenditures | 65,108 | 5,833 | 87,863 | 87,863 | 80,550 | (8.3)% |
| **Total Budget** | **2,750,511** | **2,537,410** | **3,271,568** | **3,271,568** | **3,310,982** | **1.2%** |

# Corrections Facilities

| Appropriations by Department | FY 2021 Actual | FY 2022 Actual | FY 2023 Adopted | FY 2023 Amended | FY 2024 Proposed | FY 2024 Change |
|---|---|---|---|---|---|---|
| Correction Facilities | 2,750,511 | 2,537,410 | 3,271,568 | 3,271,568 | 3,310,982 | 1% |
| **Total Budget** | **2,750,511** | **2,537,410** | **3,271,568** | **3,271,568** | **3,310,982** | **1%** |

| Revenue Sources | FY 2021 Actual | FY 2022 Actual | FY 2023 Adopted | FY 2023 Amended | FY 2024 Proposed | FY 2024 Change |
|---|---|---|---|---|---|---|
| Fine & Forfeiture Fund | 2,750,511 | 2,537,410 | 3,271,568 | 3,271,568 | 3,310,982 | 1.2% |
| **Total Revenue** | **2,750,511** | **2,537,410** | **3,271,568** | **3,271,568** | **3,310,982** | **1.2%** |

| Position Summary by Department | FY 2021 Actual | FY 2022 Actual | FY 2023 Adopted | FY 2024 Proposed | FY 2024 Variance |
|---|---|---|---|---|---|
| Correction Facilities | 10.15 | 10.15 | 11.00 | 12.00 | 1.00 |
| **Total Full-Time FTE** | 10.15 | 10.15 | 11.00 | 12.00 | 1.00 |
| **Total FTE** | **10.15** | **10.15** | **11.00** | **12.00** | **1.00** |

# Corrections Facilities

## Correction Facilities

### Mission Statement

The Correction Facilities Department provides 24-hour, routine and emergency maintenance to three detention facilities, three substations, a Headquarters building and Hanger.

### Description and Services Provided

The Monroe County Correction Facilities Department consist of ten personnel ranging in maintenance skills from plumbing to locksmith who provide the best support services for maintaining multiple well- functioning and safe facilities throughout Monroe County. Our methods of assessment includes regular on-site inspections and preventative maintenance of our facilities, maintaining regular dialog with relevant Monroe County Sheriff's Office (MCSO) staff and professionals to ensure Accreditation standards are being met and/or improvements are communicated to guarantee efficient standards and compliance are met.

The Correction Facilities Department provides 24 hour, routine and emergency maintenance to three detention facilities, three MCSO substations, the MCSO Headquarters and MCSO hanger at the Marathon International Airport. We work closely with contractors on large capital improvement projects and self- perform small in-house jobs.

- Provide routine maintenance to all MCSO buildings.
- Ensure that all accreditation standards are met by Correction Public works employees.
- Assist with the development of new MCSO buildings and improvements.

### Major Variances

The FY2024 Budget request includes:

Salary & Wages-Overtime- Increase from $10,000 to $ 25,000 to cover overtime for additional work the Electricians and HVAC Techs's are doing in other County Buildings in addition to Corrections.
Contractual Services- All existing contracts received 7% CPIU increases.
Utilities- We have incorporated a 3% increase to the budget to accommodate new buildings and an anticipated price increase from the Utility Companies
Repair & Maintenance-Requesting to increase the Cost Center an additional $15,000 for the increase in the amount of New Cores and Locks for all County Buildings.
Capital Building Outlay – We are requesting $65,000 to complete a few small Capital Building improvements that do not meet the threshold for Capital Improvement Plans. This will include carpet replacement in the MCSO Detention Center Admin area of the main jail.

Additional CIP Requests (not entered into GovMax):
Below is a list of all CIP requests we have turned in for FY24 in the order of priority for us.
1. CIP 1 New Hot water tanks for Main Jail.
2. CIP 2 Replacement of elevator number 3 Main Jail.
3. CIP 3 Replacement of Air Handlers D1, D2, D3, D5 Filtration Section.
4. CPI 4 Upgrade of the Harvey Government Building. BMS
5. CPI 5 Upgrade of the Gato Building. BMS
6. CPI 6 Upgrade of the Murry Nelson Government Building. BMS

| Budgetary Cost Summary | FY 2021 Actual | FY 2022 Actual | FY 2023 Adopted | FY 2023 Amended | FY 2024 Proposed | FY 2024 Change |
|---|---|---|---|---|---|---|
| Personnel Expenditures | 801,372 | 903,952 | 1,053,348 | 1,116,738 | 1,227,370 | 16.5% |
| Operating Expenditures | 1,884,030 | 1,627,625 | 2,130,357 | 2,066,967 | 2,003,062 | (6.0)% |
| Capital Outlay Expenditures | 65,108 | 5,833 | 87,863 | 87,863 | 80,550 | (8.3)% |
| **Total Budget** | **2,750,511** | **2,537,410** | **3,271,568** | **3,271,568** | **3,310,982** | **1.2%** |

| Revenue Sources | FY 2021 Actual | FY 2022 Actual | FY 2023 Adopted | FY 2023 Amended | FY 2024 Proposed | FY 2024 Change |
|---|---|---|---|---|---|---|
| Fine & Forfeiture Fund | 2,750,511 | 2,537,410 | 3,271,568 | 3,271,568 | 3,310,982 | 1.2% |
| **Total Revenue** | **2,750,511** | **2,537,410** | **3,271,568** | **3,271,568** | **3,310,982** | **1.2%** |

# Corrections Facilities

| Position Summary | FY 2021 Actual | FY 2022 Actual | FY 2023 Adopted | FY 2024 Proposed | FY 2024 Variance |
|---|---|---|---|---|---|
| Administrative Support | 3.00 | 2.00 | 1.00 | 1.00 | - |
| Officials & Administrators | 0.15 | 0.15 | - | - | - |
| Skilled Craft Workers | 3.00 | 4.00 | 6.00 | 7.00 | 1.00 |
| Service Maintenance | 3.00 | 3.00 | 3.00 | 3.00 | - |
| Professionals | 1.00 | 1.00 | 1.00 | 1.00 | - |
| **Total Full-Time FTE** | 10.15 | 10.15 | 11.00 | 12.00 | 1.00 |
| **Total FTE** | **10.15** | **10.15** | **11.00** | **12.00** | **1.00** |

# FY24 Proposed Budget

## *Medical Examiner*

# Medical Examiner

Proposed FY24:

## FY24 Revenue Source

| | |
|---|---|
| General Fund | $912,501 |
| Other Ad Valorem | $0 |
| Non Ad Valorem | $0 |
| | $912,501 |

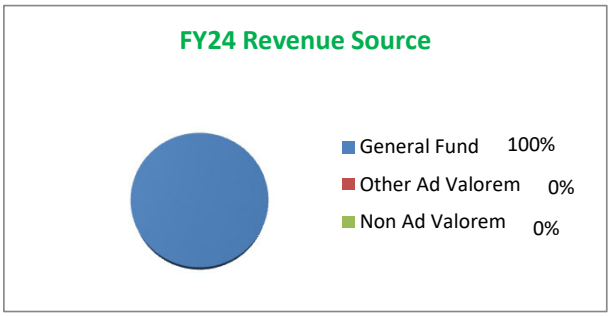


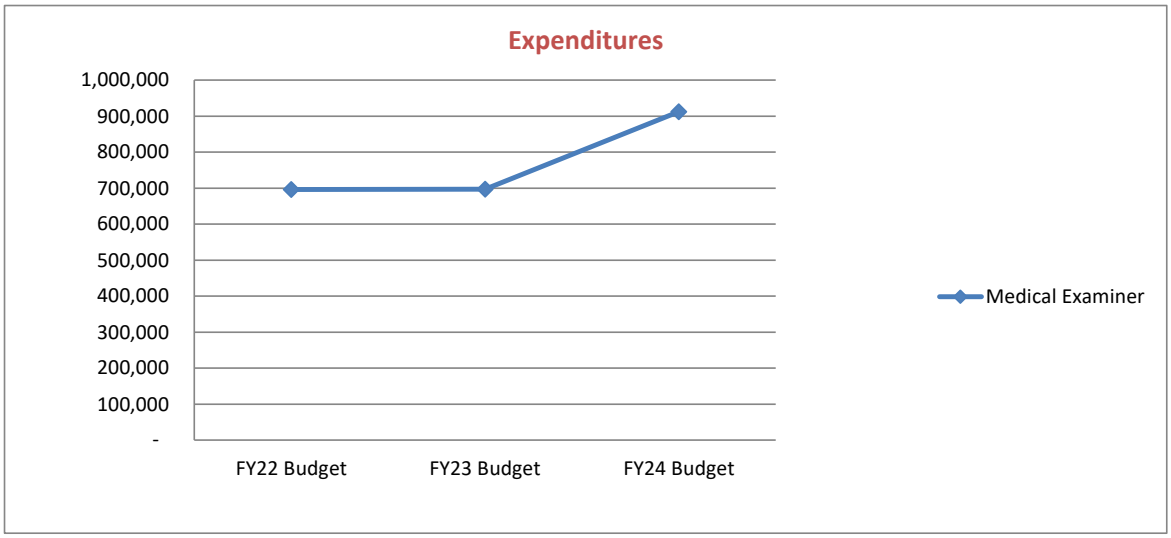


## Expenditures by Department

| | Adopted FY22 Budget | Adopted FY23 Budget | Proposed FY24 Budget | FY24 Change |
|---|---|---|---|---|
| Medical Examiner | 695,796 | 697,085 | 912,501 | 30.90% |
| Total | 695,796 | 697,085 | 912,501 | 30.90% |

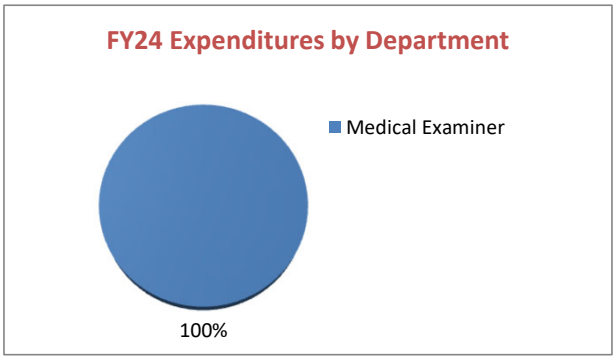

# Medical Examiner

## Budgetary Cost Summary

| | Adopted FY22 Budget | Adopted FY23 Budget | Proposed FY24 Budget | FY24 Change |
|---|---|---|---|---|
| Personnel Expenditures | - | - | 682,127 | 0.0% |
| Operating Expenditures | 695,796 | 697,085 | 227,374 | -67.38% |
| Capital Outlay Expenditures | - | - | 3,000 | 0.00% |
| Total | 695,796 | 697,085 | 912,501 | 30.90% |

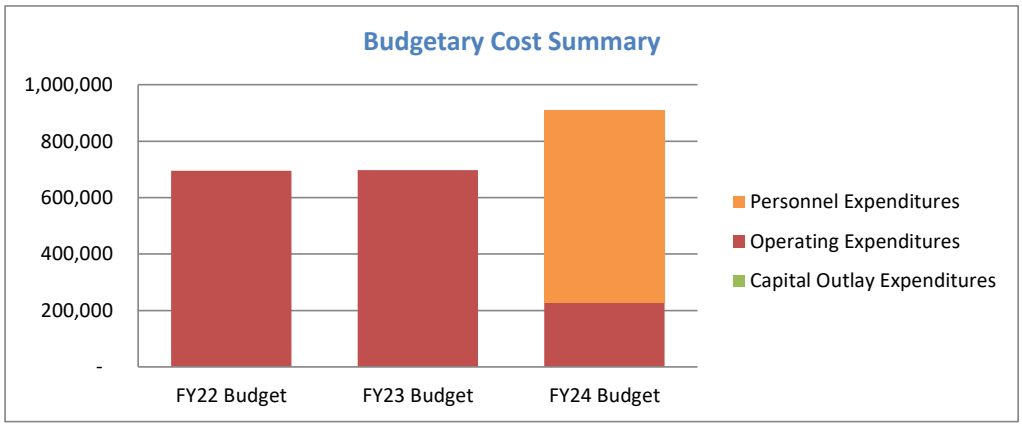


| | Adopted FY22 Budget | Adopted FY23 Budget | Proposed FY24 Budget | FY24 Change |
|---|---|---|---|---|
| FTE History | - | - | 2.00 | 2.00 |
| FY22 Change | No change | | | |
| FY23 Change | No change | | | |
| FY24 Change | Added:<br>+2 FTE's: BOCC Approved the Medical Examiner as Dept. | | | |

# Medical Examiner

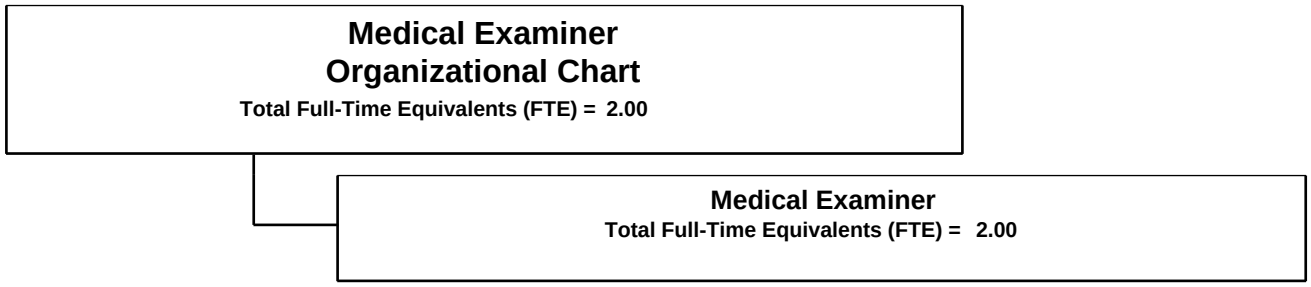

# Medical Examiner

## Services Provided

Acting under the authority of Florida Statute 406, the Medical Examiner provides accurate, timely, dignified and professional death investigation services for the residents of Monroe County.

| Budgetary Cost Summary | FY 2021 Actual | FY 2022 Actual | FY 2023 Adopted | FY 2023 Amended | FY 2024 Proposed | FY 2024 Change |
|---|---|---|---|---|---|---|
| Personnel Expenditures | - | - | - | - | 682,127 | -% |
| Operating Expenditures | 552,420 | 560,006 | 697,085 | 697,085 | 227,374 | (67.4)% |
| Capital Outlay Expenditures | - | - | - | - | 3,000 | -% |
| **Total Budget** | **552,420** | **560,006** | **697,085** | **697,085** | **912,501** | **30.9%** |

| Appropriations by Department | FY 2021 Actual | FY 2022 Actual | FY 2023 Adopted | FY 2023 Amended | FY 2024 Proposed | FY 2024 Change |
|---|---|---|---|---|---|---|
| Medical Examiner | 552,420 | 560,006 | 697,085 | 697,085 | 912,501 | 31% |
| **Total Budget** | **552,420** | **560,006** | **697,085** | **697,085** | **912,501** | **31%** |

| Revenue Sources | FY 2021 Actual | FY 2022 Actual | FY 2023 Adopted | FY 2023 Amended | FY 2024 Proposed | FY 2024 Change |
|---|---|---|---|---|---|---|
| General Fund | 552,420 | 560,006 | 697,085 | 697,085 | 912,501 | 30.9% |
| **Total Revenue** | **552,420** | **560,006** | **697,085** | **697,085** | **912,501** | **30.9%** |

| Position Summary by Department | FY 2021 Actual | FY 2022 Actual | FY 2023 Adopted | FY 2024 Proposed | FY 2024 Variance |
|---|---|---|---|---|---|
| Medical Examiner | - | - | - | 2.00 | 2.00 |
| **Total Full-Time FTE** | - | - | - | 2.00 | 2.00 |
| **Total FTE** | **-** | **-** | **-** | **2.00** | **2.00** |

# Medical Examiner

## Medical Examiner

### Description and Services Provided

Provide Medical Examiner services to District 16, Monroe County.

### Major Variances

The requested Medical Examiner Budget for the fiscal year 2023-2024 is $698,055.

| Budgetary Cost Summary | FY 2021 Actual | FY 2022 Actual | FY 2023 Adopted | FY 2023 Amended | FY 2024 Proposed | FY 2024 Change |
|---|---|---|---|---|---|---|
| Personnel Expenditures | - | - | - | - | 682,127 | -% |
| Operating Expenditures | 552,420 | 560,006 | 697,085 | 697,085 | 227,374 | (67.4)% |
| Capital Outlay Expenditures | - | - | - | - | 3,000 | -% |
| **Total Budget** | **552,420** | **560,006** | **697,085** | **697,085** | **912,501** | **30.9%** |

| Revenue Sources | FY 2021 Actual | FY 2022 Actual | FY 2023 Adopted | FY 2023 Amended | FY 2024 Proposed | FY 2024 Change |
|---|---|---|---|---|---|---|
| General Fund | 552,420 | 560,006 | 697,085 | 697,085 | 912,501 | 30.9% |
| **Total Revenue** | **552,420** | **560,006** | **697,085** | **697,085** | **912,501** | **30.9%** |

| Position Summary | FY 2021 Actual | FY 2022 Actual | FY 2023 Adopted | FY 2024 Proposed | FY 2024 Variance |
|---|---|---|---|---|---|
| Service - Maintenance | - | - | - | 2.00 | 2.00 |
| **Total Full-Time FTE** | - | - | - | 2.00 | 2.00 |
| **Total FTE** | **-** | **-** | **-** | **2.00** | **2.00** |

# FY24 Proposed Budget

## *Parks & Recreation*

# Parks and Recreation

Proposed FY24:

### FY24 Revenue Source

| | |
|---|---|
| General Fund | $176,729 |
| Other Ad Valorem | $5,124,291 |
| Non Ad Valorem | $2,600 |
| Capital Funds | $0 |
| | **$5,303,620** |

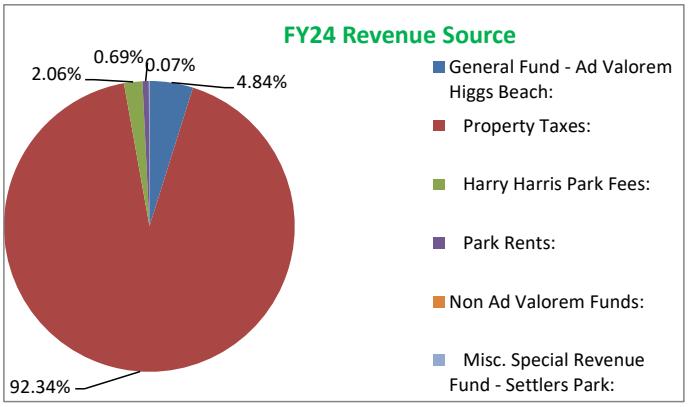


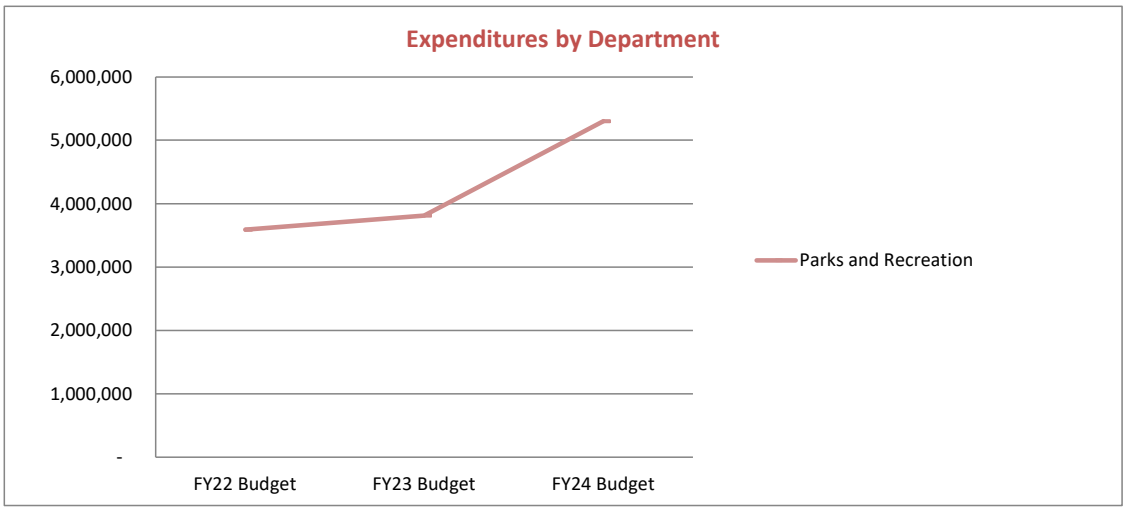


### Expenditures by Department

| | Adopted FY22 Budget | Adopted FY23 Budget | Proposed FY24 Budget | FY24 Change |
|---|---|---|---|---|
| Parks and Recreation | 3,588,342 | 3,810,389 | 5,303,620 | 39.2% |
| Total | 3,588,342 | 3,810,389 | 5,303,620 | 39.2% |

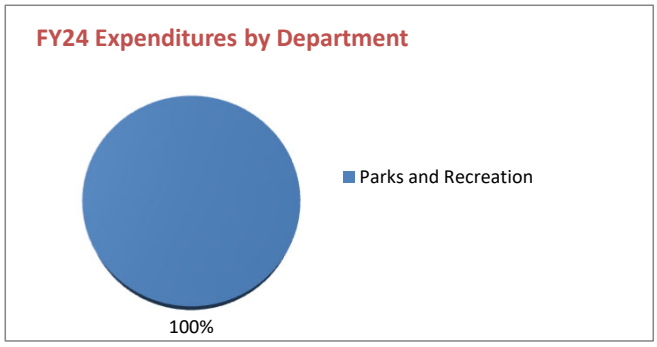

# Parks and Recreation

## Budgetary Cost Summary

| | Adopted FY22 Budget | Adopted FY23 Budget | Proposed FY24 Budget | FY24 % of Total | FY24 Change |
|---|---|---|---|---|---|
| Personnel Expenditures | 1,239,514 | 1,249,196 | 1,885,958 | 35.6% | 51.0% |
| Operating Expenditures | 2,218,112 | 2,340,808 | 3,141,562 | 59.2% | 34.2% |
| Capital Outlay Expenditures | 130,716 | 220,385 | 276,100 | 5.2% | 25.3% |
| Total | 3,588,342 | 3,810,389 | 5,303,620 | 100% | 39.2% |

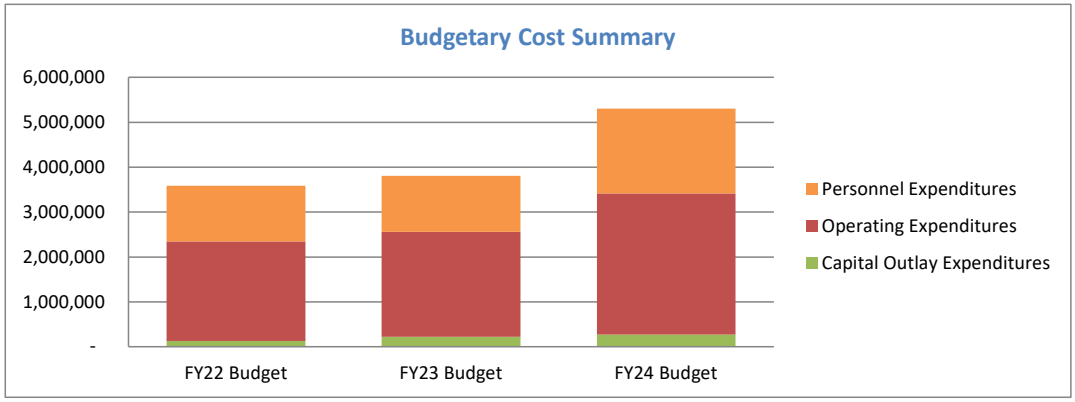


| | | Adopted FY22 Budget | Adopted FY23 Budget | Proposed FY24 Budget | FY24 Change |
|---|---|---|---|---|---|
| FTE History | | 17.28 | 15.78 | 16.78 | 1.00 |
| FY22 Change | + 1 FTE - Parks & Recreation Director<br>+ 1 FTE - reallocated from Facilities to Parks & Beaches | | | | |
| FY23 Change | + 1 FTE - Executive Assistant 1.21.22 BOCC<br>- 2.50 FTE's - As a result of net FTE splits/reallocations | | | | |
| FY24 Proposed Changes | Added:<br>+1 FTE: Maintenance Worker 2 | | | | |

# Parks & Recreation

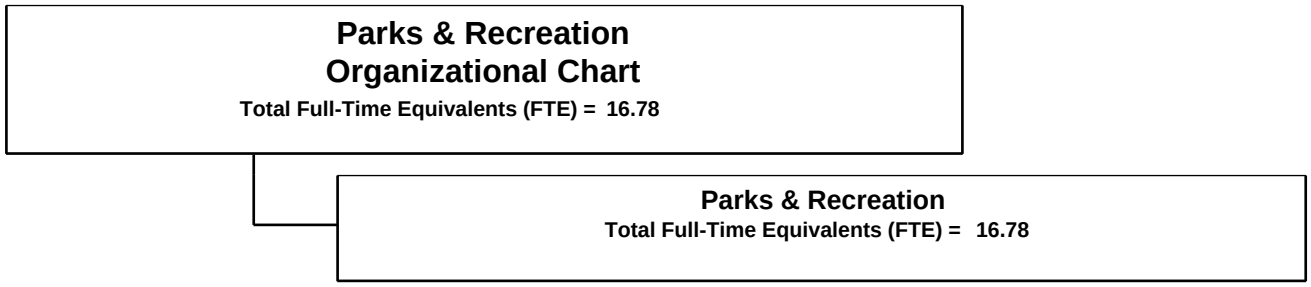

# Parks & Recreation

## Mission Statement

To provide quality parks, beaches, facilities, amenities, and services to meet the recreation needs of the entire Florida Keys community by utilizing the resources of our team, volunteers, and partners. We create opportunities to enjoy life, explore nature, and energize your health.

Enjoy, Explore, Energize

## Services Provided

The Parks & Recreation Department maintains all of Monroe County's existing parks, beaches, and  oat ramps.

| Budgetary Cost Summary | FY 2021 Actual | FY 2022 Actual | FY 2023 Adopted | FY 2023 Amended | FY 2024 Proposed | FY 2024 Change |
|---|---|---|---|---|---|---|
| Personnel Expenditures | 1,135,396 | 1,289,855 | 1,249,196 | 1,653,530 | 1,885,958 | 51.0% |
| Operating Expenditures | 1,478,910 | 1,917,110 | 2,340,808 | 3,148,591 | 3,141,562 | 34.2% |
| Capital Outlay Expenditures | 101,354 | 168,180 | 220,385 | 220,385 | 276,100 | 25.3% |
| **Total Budget** | **2,715,661** | **3,375,145** | **3,810,389** | **5,022,506** | **5,303,620** | **39.2%** |

| Appropriations by Department | FY 2021 Actual | FY 2022 Actual | FY 2023 Adopted | FY 2023 Amended | FY 2024 Proposed | FY 2024 Change |
|---|---|---|---|---|---|---|
| Parks & Recreation | 2,715,661 | 3,375,145 | 3,810,389 | 5,022,506 | 5,303,620 | 39% |
| **Total Budget** | **2,715,661** | **3,375,145** | **3,810,389** | **5,022,506** | **5,303,620** | **39%** |

| Revenue Sources | FY 2021 Actual | FY 2022 Actual | FY 2023 Adopted | FY 2023 Amended | FY 2024 Proposed | FY 2024 Change |
|---|---|---|---|---|---|---|
| General Fund | 98,328 | 99,526 | 127,310 | 127,310 | 176,729 | 38.8% |
| Governmental  Fund Type Grants | - | - | - | 762,117 | - | -% |
| Unincorporated Svc Dist Parks & Rec | 2,617,333 | 3,176,819 | 3,671,363 | 4,121,363 | 5,112,808 | 39.3% |
| Misc Special Revenue Fund | - | - | 2,633 | 2,633 | 2,600 | (1.3)% |
| Environmental Restoration Fund | - | - | 9,083 | 9,083 | 11,483 | 26.4% |
| One Cent Infra-structure Sales Tax | - | 98,800 | - | - | - | -% |
| **Total Revenue** | **2,715,661** | **3,375,145** | **3,810,389** | **5,022,506** | **5,303,620** | **39.2%** |

| Position Summary by Department | FY 2021 Actual | FY 2022 Actual | FY 2023 Adopted | FY 2024 Proposed | FY 2024 Variance |
|---|---|---|---|---|---|
| Parks & Recreation | 15.28 | 17.28 | 15.78 | 16.78 | 1.00 |
| **Total Full-Time FTE** | 15.28 | 17.28 | 15.78 | 16.78 | 1.00 |
| **Total FTE** | **15.28** | **17.28** | **15.78** | **16.78** | **1.00** |

# Parks & Recreation

## Parks & Recreation

| Budgetary Cost Summary | FY 2021 Actual | FY 2022 Actual | FY 2023 Adopted | FY 2023 Amended | FY 2024 Proposed | FY 2024 Change |
|---|---|---|---|---|---|---|
| Personnel Expenditures | 1,135,396 | 1,289,855 | 1,249,196 | 1,653,530 | 1,885,958 | 51.0% |
| Operating Expenditures | 1,478,910 | 1,917,110 | 2,340,808 | 3,148,591 | 3,141,562 | 34.2% |
| Capital Outlay Expenditures | 101,354 | 168,180 | 220,385 | 220,385 | 276,100 | 25.3% |
| **Total Budget** | **2,715,661** | **3,375,145** | **3,810,389** | **5,022,506** | **5,303,620** | **39.2%** |

| Revenue Sources | FY 2021 Actual | FY 2022 Actual | FY 2023 Adopted | FY 2023 Amended | FY 2024 Proposed | FY 2024 Change |
|---|---|---|---|---|---|---|
| General Fund | 98,328 | 99,526 | 127,310 | 127,310 | 176,729 | 38.8% |
| Governmental Fund Type Grants | - | - | - | 762,117 | - | -% |
| Unincorporated Svc Dist Parks & Rec | 2,617,333 | 3,176,819 | 3,671,363 | 4,121,363 | 5,112,808 | 39.3% |
| Misc Special Revenue Fund | - | - | 2,633 | 2,633 | 2,600 | (1.3)% |
| Environmental Restoration Fund | - | - | 9,083 | 9,083 | 11,483 | 26.4% |
| One Cent Infra-structure Sales Tax | - | 98,800 | - | - | - | -% |
| **Total Revenue** | **2,715,661** | **3,375,145** | **3,810,389** | **5,022,506** | **5,303,620** | **39.2%** |

| Position Summary | FY 2021 Actual | FY 2022 Actual | FY 2023 Adopted | FY 2024 Proposed | FY 2024 Variance |
|---|---|---|---|---|---|
| Administrative Support | 2.00 | 4.00 | 5.50 | 7.00 | 1.50 |
| Service - Maintenance | 1.00 | - | - | 1.00 | 1.00 |
| Skilled Craft Workers | 12.28 | 12.28 | 9.28 | 7.78 | (1.50) |
| Professionals | - | 1.00 | 1.00 | 1.00 | - |
| **Total Full-Time FTE** | 15.28 | 17.28 | 15.78 | 16.78 | 1.00 |
| **Total FTE** | **15.28** | **17.28** | **15.78** | **16.78** | **1.00** |

# FY24 Proposed Budget

## *Tourist Development Council*

**DATE:** June 13, 2023

**TO:** Monroe County Board of County Commissioners

**FROM:** Stacey Mitchell, TDC Director

**RE:** FY 2024 Budget

---

The information contained in the attached document of our proposed FY 2024 TDC budget was approved by the TDC at their June 13, 2023 meeting. The budget has specific allocations within the generic administrative, event and promotional accounts that promotes the Keys as one destination. The five (5) Districts accounts (Key Largo to Key West) have been approved by the specific District Advisory Committees and the TDC.

| | |
|---|---|
| **Projected FY 2024 Annual Four Penny Revenue** | **$ 62,000,000** |
| Less State Reserves (F.S.129.01*) | $ (3,100,000 ) |

**Balance Brought Forward for the FY 2024 Budget is Based on FY 2022 Revenue and Expense Variances and End of FY 2023 Budget Projections**

| | |
|---|---|
| **Revenue Variance/Expenditures Variance** | **$ 18,938,479** |
| Unallocated Capital Resources | $ 271,311 |
| Event Resources | $ 1,027,065 |
| Capital Agreements Brought Forward From FY 23 | $ 8,642,551 |
| Event Agreements Brought Forward From FY 23 | $ 1,172,796 |
| **Total Estimated unexpended capital/event contracts & unallocated Capital and Event resources** | **$ 11,113,723** |

**Special Public Facilities Projects**

Funds for this line item are held within each of the District's budgets (Monroe County Code only allows for this type of expenditure from the 3rd/4th pennies) and they were taken from FY 22 Unappropriated revenue/expense variance as directed by Monroe County.

**$ 25,000,000**

**Emergency/Contingency Funds Brought Forward From FY 2023**

As per the direction of Monroe County no more than $12,000,000 may be set aside for this purpose and the breakdown is as follows:

| | |
|---|---|
| **Events Promotion** (Fund 115/Generic Two Penny: Need TDC/BOCC approval to spend) | $ 1,081,783 |
| **Advertising and Promotion** (Fund 116/Generic Two Penny: Need TDC/BOCC approval to spend) | $ 6,000,000 |
| **Administration** (Fund 116/Generic Two Penny: Need TDC/BOCC approval to spend) | $ 825,000 |
| **Capital Economic Disaster Fund** (Districts – Only need DAC approval to spend) | $ 2,730,900 |
| **Promotional Advertising** (Districts – Only need DAC approval to spend) | $ 1,362,317 |
| **Total Emergency/Contingency Resources BBF** | **$ 12,000,000** |

## Total FY 2024 Budget — $125,952,202

**Following is the attached:**

- **Summary Sheet of generic and district total projected budgets and expenditures**
- **Detailed breakdown of line items for generic and district total projected budgets**

# SUMMARY OF GENERIC AND DISTRICT BUDGETS

| FY 2024 REVENUE: | | Annual Projected Revenue | Less 5% | BBF | BBF Contract Commitments | Generic Emergency/ Contingency Funds - DAC promotional and Economic Capital Disaster Funds | BBF DAC FY 23 Capital Resources | Special Public Facilities Projects From 3rd/4th Penny DAC Budgets | Total BBF | Total Budget | Percentage of dollars in each budget for Capital (new money based on FY 22 revenue plus Capital Resources BBF from FY 23 plus capital projects rolled over) |
|---|---|---|---|---|---|---|---|---|---|---|---|
| | | | | | | | | | | | |
| GENERIC BUDGET | | | | | | | | | | | |
| | 115 | $10,090,500 | ($504,525) | $9,662,174 | $749,996 | $1,081,783 | | $0 | $11,493,953 | **$21,079,928** | |
| | 116 | $20,909,500 | ($1,045,475) | $14,419,055 | $0 | $6,825,000 | | $0 | $21,244,055 | **$41,108,080** | |
| | | **$31,000,000** | **($1,550,000)** | **$24,081,229** | **$749,996** | **$7,906,783** | | **$0** | **$32,738,008** | **$62,188,008** | |
| | | | | | | | | | | | |
| | | | | | | | | | | | |
| DISTRICT BUDGETS | | | | | | | | | | | |
| DAC I | 117 | $14,845,900 | ($742,295) | (1,014,191) | $5,111,341 | $1,160,900 | $94,066 | $11,594,833 | $16,946,949 | **$31,050,554** | 36.75% |
| DAC II | 118 | $2,464,500 | ($123,225) | (364,158) | $102,600 | $270,000 | $176,845 | $1,627,825 | $1,813,112 | **$4,154,387** | 33.00% |
| DAC III | 119 | $5,558,300 | ($277,915) | (1,000,220) | $1,291,705 | $865,886 | $400 | $5,755,804 | $6,913,575 | **$12,193,960** | 30.78% |
| DAC IV | 120 | $3,310,800 | ($165,540) | (604,872) | $767,015 | $687,039 | $0 | $2,996,377 | $3,845,559 | **$6,990,819** | 31.00% |
| DAC V | 121 | $4,820,500 | ($241,025) | (818,197) | $1,478,643 | $1,109,392 | $0 | $3,025,161 | $4,794,999 | **$9,374,474** | 39.00% |
| | | **$31,000,000** | **($1,550,000)** | **(3,801,638)** | **$8,751,304** | **$4,093,217** | **$271,311** | **$25,000,000** | **$34,314,194** | **$63,764,194** | |
| | | | | | | | | | | | |
| | **Total** | **$62,000,000** | **($3,100,000)** | **20,279,591** | **$9,501,300** | **$12,000,000** | **$271,311** | **$25,000,000** | **$67,052,202** | **$125,952,202** | |

| 2023/2024 TDC TWO PENNY GENERIC PROPOSED BUDGET (Fund 115) | FY 2024 | FY 2023 | FY 2023 EXPENDITURES |
|---|---|---|---|
| **REVENUE** | **10,090,500** | **7,730,625** | **7,730,625** |
| 5% RESERVE STATE STATUTE 129.01 | (504,525) | (386,531) | (386,531) |
| | **9,585,975** | 7,344,094 | 7,344,094 |
| FUND BALANCE FORWARD REVENUE/EXPENSE VARIANCE | 9,662,174 | 98,211 | 98,211 |
| FUND BALANCE FORWARD - Contracted Commitments | 749,996 | 741,276 | 741,276 |
| EVENT RESOURCES | 0 | 0 | 0 |
| FUND BALANCE FORWARD - EMERGENCY CONTINGENCY | 1,081,783 | 1,827,833 | 1,827,833 |
| ***BUDGET TO BE ALLOCATED*** | **21,079,928** | 10,011,414 | 10,011,414 |
| **EVENTS (35%)** | | | |
| 75035• EVENT RESOURCES | **4,591,925** | 152,973 | (152,973) |
| 86529• COUNTY COST ALLOCATION | 72,713 | 72,713 | (72,713) |
| 75036• COMMISSION AND FEES (FINANCE) | 56,000 | 11,393 | (11,393) |
| 75035• FULFILLMENT - CONSUMER | 120,000 | 80,000 | (80,000) |
| 75037• FILM COMMISSION OFFICE | 500,000 | 300,000 | (300,000) |
| 75038• PUBLIC RELATIONS FEES | 733,688 | 733,688 | (733,688) |
| 75038• PUBLIC RELATIONS EXPENSES | 2,000,000 | 1,500,000 | (1,500,000) |
| 75038- PUBLIC RELATIONS STRINGER FEES | 98,861 | 91,538 | (91,538) |
| 75039• RESEARCH/SALARY/BENEFITS | 900,000 | 700,000 | (700,000) |
| 75011 CULTURAL UMBRELLA ($1,500,000+$187,797 BBF) | 1,687,797 | 1,037,276 | (849,479) |
| 75022• FISHING ADVISORY ($1,500,000 + $68,999 BBF) | 1,568,999 | 917,000 | (848,001) |
| 75033• DIVE UMBRELLA ($1,500,000) | 1,500,000 | 850,000 | (850,000) |
| 75040-FLORIDA KEYS COUNCIL OF THE ARTS* | 100,000 | 100,000 | (100,000) |
| 75041 -MONROE COUNTY 200TH ANNIVERSARY CELEBRATION -KEY WEST | 0 | 150,000 | (150,000) |
| **75361• DAC I SPECIAL PROJECTS** | **2,669,849** | **0** | |
| 75360 - SWIM AROUND KEY WEST 22 | 0 | **10,000** | (10,000) |
| 75360 - CONCH REPUBLIC CELEBRATION 22 | 0 | | |
| 75360 - FANTASY FEST 22 | 0 | **120,000** | (120,000) |
| 75360 - KEY WEST BREWFEST 22 | 0 | **25,000** | (25,000) |
| 75360 - KEY WEST HOLIDAY FEST 22 | 0 | **35,000** | (35,000) |
| 75360 - KEY WEST LOBSTERFEST 22 | 0 | **10,000** | (10,000) |
| 75360 - KEY WEST TROPICAL HEAT 22 | 0 | **4,500** | (4,500) |
| 75060 - FANTASY FEST 23 | **150,000** | 150,000 | 0 |
| 75360 - KEY WEST SONGWRITERS FESTIVAL 23 | 0 | 150,000 | (150,000) |
| 75360 - KEY WEST TROPICAL HEAT 23 | **15,800** | 15,800 | 0 |
| 75360 - NAS KEY WEST 23 | 0 | 50,000 | (50,000) |
| 75360 - RWO OFFSHORE WORLD CHAMPIONSHIP 23 | **100,000** | 100,000 | 0 |

TWO PENNY GENERIC EVENTS

TWO PENNY GENERIC EVENTS

| | | | |
|---|---|---|---|
| **75362• DAC II SPECIAL PROJECTS** | **443,209** | **0** | |
| 75360 - FANTASY FEST 22 | 0 | **20,000** | (20,000) |
| 75360 - KEY WEST HALF MARATHON 22 | 0 | **7,500** | (7,500) |
| 75360 - RWO OFFHOSRE WORLD CHAMPIONSHIP 22 | 0 | **20,000** | (20,000) |
| 75360 - FANTASY FEST 23 | **20,000** | 20,000 | 0 |
| 75360 - KEY WEST FOOD & WINE FESTIVAL | 0 | 10,000 | (10,000) |
| 75360 - NAS KEY WEST 23 | 0 | 15,000 | (15,000) |
| 75360 - NAUTICAL EXPO 23 | 0 | 20,000 | (20,000) |
| 75360 - RWO OFFHOSRE WORLD CHAMPIONSHIP 23 | **17,400** | 17,400 | 0 |
| 75362 - | | | |
| **75363• DAC III SPECIAL PROJECTS** | **999,591** | **0** | |
| 75360 - FANTASY FEST 22 | 0 | **30,000** | (30,000) |
| 75360 - HEROES SALUTE WEEKEND 22 | 0 | **30,000** | (30,000) |
| 75360 - 7 MILE OFFSHORE GRAND PRIX 23 | 0 | 40,000 | (40,000) |
| 75360 - FANTASY FEST 23 | **30,000** | 30,000 | 0 |
| 75360 - FLORIDA KEYS BREWBQ 23 | 0 | 30,000 | (30,000) |
| 75360 - HEROES SALUTE 23 | **30,000** | 30,000 | 0 |
| 75360 - KEY WEST HALF MARATHON 23 | 0 | 2,800 | (2,800) |
| 75360 - NAS AIR SHOW 23 | 0 | 10,000 | (10,000) |
| 75360 - MARATHON SEAFOOD 23 | 0 | 40,000 | (40,000) |
| 75363 - | | | |
| **75364• DAC IV SPECIAL PROJECTS** | **595,406** | **0** | |
| 75360 - FANTASY FEST 22 | 0 | **10,000** | (10,000) |
| 75360 - FLORIDA KEYS LIONFISH DERBY 22 | 0 | **10,000** | (10,000) |
| 75360 - ISLAMORADA HALF MARATHON 22 | 0 | **40,000** | (40,000) |
| 75360 - OCEAN FEST 22 | 0 | **10,000** | (10,000) |
| 75360 - SWIM FOR ALLIGATOR LIGHTHOUSE 22 | 0 | **40,000** | (40,000) |
| 75360 - FANTASY FEST 23 | **10,000** | 10,000 | 0 |
| 75360 - SEA TO TABLE 23 | 0 | 40,000 | (40,000) |
| 75360- FLORIDA KEYS ISLAND FEST 23 | 0 | 15,000 | (15,000) |
| 75360 - ISLAMORADA HALF MARATHON 23 | **40,000** | 40,000 | 0 |
| 75360 - ISLAND BOAT SHOW 23 | 0 | 7,300 | (7,300) |
| 75364 - | | | |
| **75365• DAC V SPECIAL PROJECTS** | **866,907** | **0** | |
| 75360 - KEY LARGO BRIDGE RUN 22 | 0 | **10,000** | (10,000) |
| 75360 - ORANGE BOWL 22 | 0 | **30,000** | (30,000) |
| 75360 - REEF FEST 22 | 0 | **15,000** | (15,000) |
| 75360 - SEND IT SOUTH 22 | 0 | **10,000** | (10,000) |
| 75360 - BUCANEER BLAST REGATTA 23 | 0 | 20,000 | (20,000) |
| 75360-KEY LARGO BRIDGE RUN 23 | **20,000** | 20,000 | 0 |
| 75360-KEY LARGO STONE CRAB & SEAFOOD 23 | 0 | 40,000 | (40,000) |
| 75360-KEY LARGO TRIATHLON RACE 23 | **10,000** | 10,000 | 0 |
| 75360-ORANGE BOWL 23 | **30,000** | 30,000 | 0 |
| 75360-REEF FEST 23 | **20,000** | 20,000 | 0 |
| 75360-NAS AIR SHOW 23 | 0 | 10,000 | (10,000) |
| 75360-MIAMI BOAT SHOW 23 | 0 | 6,700 | (6,700) |
| 75365 - | | | |
| 75090• EMERGENCY CONTINGENCY RESERVES (Reduced by $746,050 to meet $12 max Emergency in TDC budget) | **1,081,783** | **1,827,833** | **0** |
| **TWO PENNY GENERIC EVENTS:** | 21,079,928 | 10,011,414 | (7,433,585) |

| Fund 116 | FY 2024 | FY 2023 | FY 2023 EXPENDITURES |
|---|---|---|---|
| **REVENUE** | **20,909,500** | **16,019,375** | **16,019,375** |
| 5% RESERVE STATE STATUTE 129.01 | (1,045,475) | (800,969) | (800,969) |
| | 19,864,025 | **15,218,406** | **15,218,406** |
| FUND BALANCE FORWARD REVENUE EXPENSE VARIANCE | 14,419,055 | 5,003,812 | 5,003,812 |
| RESOURCES | 0 | 130,563 | 130,563 |
| FUND BALANCE FORWARD - EMERGENCY CONTINGENCY | 6,825,000 | 2,475,000 | 2,475,000 |
| **BUDGET TO BE ALLOCATED** | **41,108,080** | **22,827,781** | **22,827,781** |
| **ADMINISTRATIVE (7%)** | | | |
| 76007• ADMINISTRATIVE RESOURCES | **997,497** | **19,762** | (19,762) |
| 76007• ADMINISTRATIVE SERVICES | 1,200,000 | 900,000 | (900,000) |
| 76007• LEGAL SALARIES & BENEFITS | 111,862 | 111,854 | (111,854) |
| 76007• ADVERTISING | 20,000 | 18,000 | (18,000) |
| 76007• BOARD/ADMINISTRATIVE TRAVEL | 60,000 | 50,000 | (50,000) |
| 76007• BUSINESS LEASE | 175,000 | 165,000 | (165,000) |
| 76007• COMMUNICATIONS | 18,000 | 18,000 | (18,000) |
| 76007• DUES & SUBSCRIPTIONS | 15,000 | 13,000 | (13,000) |
| 76007• EQUIPMENT RENTAL/LEASES | 12,000 | 11,000 | (11,000) |
| 76080• COMMISSIONS AND FEES (FINANCE)* | 8,000 | 2,450 | (2,450) |
| 76007• OFFICE SUPPLIES | 20,000 | 15,000 | (15,000) |
| 76007• VIS SOFTWARE | 3,000 | 3,000 | (3,000) |
| 76007• COURIER SERVICE | 3,250 | 3,000 | (3,000) |
| 76007• JANITORIAL SERVICES | 13,000 | 12,000 | (12,000) |
| 76007• CAPITAL EXPENDITURES/OPERATING SUPPLIES | 12,000 | 10,000 | (10,000) |
| 76007• REPAIRS/MAINTENANCE/RECYCLING SERVICES | 13,000 | 10,000 | (10,000) |
| 86530 COUNTY COST ALLOCATION | 39,997 | 39,997 | (39,997) |
| OPERATING SUPPLIES | 7,000 | 5,000 | (5,000) |
| 76007• VISIT FLORIDA | 60,000 | 36,000 | (36,000) |
| 76090• EMERGENCY CONTINGENCY RESERVES | **825,000** | **825,000** | **0** |
| **TWO PENNY GENERIC ADMINISTRATIVE:** | 3,613,606 | **2,268,063** | (1,443,063) |

TWO PENNY GENERIC ADMINISTRATIVE

| | | | | |
|---|---|---|---|---|
| **ADVERTISING & PROMOTION (65%):** | | | | |
| TWO PENNY GENERIC ADVERTISING & PROMOTION | 76065• ADVERTISING & PROMOTION RESOURCES | **3,178,912** | **3,800,279** | (3,800,279) |
| | 86530• COUNTY COST ALLOCATION | 74,281 | 74,281 | (74,281) |
| | 76065• ADVERTISING - PROMOTIONAL | 8,000,000 | 7,000,000 | (7,000,000) |
| | 76065• MEDIA MATERIALS | 1,250,000 | 1,000,000 | (1,000,000) |
| | 76065• EXPENSES | 85,000 | 65,000 | (65,000) |
| | 76065• COLLATERAL | 80,000 | 70,000 | (70,000) |
| | 76066• SALES & MARKETING EXPENSES | 1,200,000 | 1,000,000 | (1,000,000) |
| | 76081• SALES & MARKETING STAFF | 1,000,000 | 900,000 | (900,000) |
| | 76079• EUROPEAN SALES AGENCY | 449,000 | 449,000 | (449,000) |
| | 76078• WEBSITE RELATED EXPENSES | 200,000 | 170,000 | (170,000) |
| | 76080• COMMISSION AND FEES (FINANCE) | 16,000 | 21,158 | (21,158) |
| | 76065• MAIL FULFILLMENT - TRADE | 15,000 | 10,000 | (10,000) |
| | **76661• DAC I SPECIAL PROJECTS** | **7,183,500** | | |
| | 76661• DAC I - ADVERTISING CAMPAIGN | | | |
| | **766620• DAC II - SPECIAL PROJECTS** | **1,791,949** | | |
| | 76662• DAC II - ADVERTISING CAMPAIGN | | | |
| | **76663• DAC III - SPECIAL PROJECTS** | **2,689,500** | | |
| | 76663• DAC III - ADVERTISING CAMPAIGN | | | |
| | **76664• DAC IV - SPECIAL PROJECTS** | **1,602,000** | | |
| | 76664• DAC IV -ADVERTISING CAMPAIGN | | | |
| | **76665• DAC V - SPECIAL PROJECTS** | **2,679,332** | | |
| | 76665• DAC V - ADVERTISING CAMPAIGN | | | |
| | 76090• EMERGENCY CONTINGENCY RESERVES | **6,000,000** | **6,000,000** | **0** |
| | | 37,494,474 | 20,559,718 | (14,559,718) |
| | **TOTAL TWO PENNY EMERGENCY RESERVES** | | | |
| **TWO PENNY GENERIC ADVERTISING & PROMOTION:** | | **41,108,080** | **22,827,781** | |

## 2023/2024 DISTRICT I TWO PENNY PROPOSED BUDGET - FUND 117

DISTRICT I TWO PENNY

| MAJOR ENHANCEMENTS | | FY 2024 | FY 2023 | FY 2023 EXPENDITURES |
|---|---|---|---|---|
| **REVENUE** | | 14,845,900 | 11,062,750 | 11,062,750 |
| 5% RESERVE STATE STATUTE 129.01 | | (742,295) | (553,138) | (553,138) |
| | | 14,103,605 | 10,509,613 | 10,509,613 |
| FUND BALANCE FORWARD REVENUE/EXPENSE VARIANCE | | -2,151,737 | 6,710,413 | 6,710,413 |
| FUND BALANCE FORWARD - Commitments (EVENTS/CAPITAL/BEACH ) | | 5,111,341 | 3,575,224 | 3,575,224 |
| FUND BALANCE FORWARD - SPECIAL BEACH FUND | | 314,047 | 314,047 | 314,047 |
| EVENT RESOURCES BROUGHT FORWARD | | 823,499 | 200,821 | 200,821 |
| CAPITAL RESOURCES BROUGHT FORWARD | | 94,066 | 6,643 | 6,643 |
| FUND BALANCE FORWARD - PROMOTIONAL RESOURCES | | 500,000 | 250,000 | 250,000 |
| FUND BALANCE FORWARD - CAPITAL ECONOMIC DISASTER | | 660,900 | 560,900 | 560,900 |
| FUND BALANCE FORWARD - SPECIAL PUBLIC FACILITIES | | 11,594,833 | | |
| | | 31,050,554 | 22,127,661 | 22,127,661 |
| **ADMINISTRATIVE** | | | | |
| 77003 ADMINISTRATIVE SERVICES | | 600,000 | 500,000 | (500,000) |
| 77003 - COUNTY ATTORNEY FEES | | 0 | 0 | 0 |
| 86531-COUNTY COST ALLOCATION | | 54,392 | 54,392 | (54,392) |
| 77003 - COMMISSIONS & FEES (FINANCE) | | 0 | 19,002 | (19,002) |
| 77003 - UTILITIES | | 26,000 | 24,000 | (24,000) |
| 77003 - ADMINISTRATIVE RESOURCES | | 251,125 | 66,435 | (66,435) |
| | | **931,517** | **663,829** | **(663,829)** |
| **ADVERTISING** | | | | |
| 77010 - VISITOR INFORMATION SERVICES | | 350,450 | 350,450 | (350,450) |
| 77012 - GAY & LESBIAN VIS | | 55,125 | 55,125 | (55,125) |
| 77020 - DAC I AD CAMPAIGN: | | 4,023,191 | 9,359,631 | (9,369,631) |
| 77020 - FCCA CONFERENCE & TRADE SHOW (cruiseship industry) | | 0 | 0 | 0 |
| 77020 - DAC I WEBCAMS | | 14,800 | 14,800 | (14,800) |
| 77020 - DAC I PROMOTIONAL RESOURCES | | 500,000 | 500,000 | 0 |
| **TOTAL PROMOTIONAL/VIS** | | **4,943,566** | **10,280,006** | **(9,790,006)** |
| **CAPITAL/MAINTENANCE/SPECIAL PROJECTS** | | | | |
| **77042 - CAPITAL PROJECT RESOURCES** | | **5,288,195** | **94,006** | **0** |
| 77011 - HIGGS BCH CLEAN/MAINTENANCE - MONROE COUNTY PW | | 208,310 | 195,596 | (195,596) |
| 77011 - HIGGS BCH SAND - MONROE COUNTY PW | | 40,000 | 40,000 | (40,000) |
| 77011 - HIGGS BCH UTILITIES - MONROE COUNTY PW | | 99,000 | 99,000 | (90,000) |
| 77041 - HIGGS BCH SALARIES - MONROE COUNTY PW (Roberts - 100%) | | 81,925 | 81,944 | (81,944) |
| 77011 - HIGGS BCH SAND/REPAIR/MAINTENANCE - MONROE COUNTY PW | | 20,000 | 20,000 | (20,000) |
| 77011 - HIGGS BCH OPERATING SUPPLIES - MONROE COUNTY PW | | 20,000 | 20,000 | (20,000) |
| 77011 - HIGGS BCH EMERGENCY 2ND BEACH CLEANING | | 10,797 | 10,138 | (10,138) |
| 77011 - WEST MARTELLO MUSEUM MAINTENANCE - MONROE COUNTY PW | | 15,000 | 12,000 | (12,000) |
| 77041 - BEACH SALARY & BENEFITS - MONROE COUNTY PW . (SANDS - 100%) | | 69,728 | 69,744 | (69,744) |
| 77011 - WEST MARTELLO MUSEUM - UTILITIES - MONROE COUNTY PW | | 26,400 | 24,000 | (24,000) |
| 77011 - MUSEUMS - RISK MGMT. - MONROE COUNTY PW | | 996 | 996 | (996) |
| 77044 - SMATHERS & REST BEACHES CLEAN/MAINTENANCE - CITY OF KEY WEST (to 9/30/24) | | **790,500** | 790,500 | (790,500) |
| 77040 - MEL FISHER IMPROVEMENTS 19 | | 60,000 | 60,000 | 0 |
| 77032 - HIGGS BEACH RESTROOM PHASE 1 19 | | 386,820 | 386,820 | 0 |
| 77034 - HISTORIC JAIL MUSEUM 19 | | | 650,000 | (650,000) |
| 77040 - MEL FISHER MASONRY AND ELECTRICAL FY 20 | Amended Contract to be paid from FY 23 | | 160,769 | (160,769) |
| **77043 - ECONOMIC/NATURAL DISASTER CAPITAL RESOURCE** | | 660,900 | 660,900 | 0 |
| 77040 - MALLORY SQUARE SUNSHADES 21 | Study Completed | 155,890 | 155,890 | 0 |
| 77035 - REYNOLDS STREET PIER PILE REPAIRS 21 | | 259,448 | 259,448 | 0 |
| 77040 - MALLARY SQUARE RESTROOM FY 22 | Public Facility ($12,000 study completed) | 701,387 | 701,387 | 0 |
| 77040 - CUSTOM HOUSE CHILLER FY 22 | | | 111,750 | (111,750) |
| 77040 - CUSTOM HOUSE MECHANICAL PHASE 5 FY 22 | | | 105,000 | (105,000) |
| 77040 - KEY WEST WILDLIFE BUILDING FY 22 | | 161,250 | 161,250 | 0 |
| 77031 - HIGGS BEACH RESTROOM PHASE 2 FY 22 | | 210,373 | 210,373 | 0 |
| 77033 - KEY WEST LIGHTHOUSE REPAIRS FY 22 | | | 326,287 | (326,287) |
| 77040 - CORAL RESTORATION FY 22 | | | 84,750 | (84,750) |
| 77040 - KEY WEST AMPHITHEATER FY 23 | | 200,000 | 200,000 | 0 |
| 77040 - PAVILIONS AT SMATHERS BEACH 23 | | 198,000 | 198,000 | 0 |
| 77040 - CUSTOM HOUSE ARCHIVE REPAIR 23 | | 233,000 | 233,000 | 0 |
| 77040 - WOMAN'S CLUB 23 | | 198,246 | 198,246 | 0 |
| 77036 - HIGGS BEACH RESTROOM PHASE III 23 | | 833,627 | 833,627 | 0 |
| 77038 - LIGHTHOUSE STABLES 23 | | 520,000 | 520,000 | 0 |
| 77039 - WEST MARTELLO AC AND ELECTRICAL 23 | | 250,000 | 250,000 | 0 |
| 77045 - WEST MARTELLO WIRE FRAME ART 23 | | | 19,999 | (19,999) |
| 77040 - MOTE 23 | | | 139,250 | (139,250) |
| 77040 - NATIONAL MARINE SANCTUARY ANCHOR 23 | | | 88,000 | (88,000) |
| 77040 - OLDEST HOUSE 23 | | 150,000 | 200,000 | (50,000) |
| 77040 - CRF 23 | | | 84,750 | (84,750) |
| 77040 - MEL FISHER 23 | | 223,100 | 223,100 | 0 |
| 77040 - SOUTHERNMOST PLAZA 24 (Public Facilities) | | | | |
| 77040 - COFFEE BUTLER AMPHITHEATRE PHASE 3 | | | | |
| 77040 - CUSTOM HOUSE ELEVATOR 24 | | | | |
| 77040 - CUSTOM HOUSE LIGHTING 24 | | | | |
| 77040- WILDLIFE CENTER AVIARY REPAIRS 24 | | | | |
| 77040 - KW WOMENS CLUB PHASE 3 24 | | | | |
| 77040 - USCG CINGHAM PORT SIDE 24 | | | | |
| 77050 - EAST MARTELLO MAIN GALLERY 24 | | | | |
| 77051 - EAST MARTELLO NE WALL BRICK REPAIR 24 | | | | |
| 77052 - KEY WEST LIGHTHOUSE ADA BATHROOMS 24 | | | | |
| 77040 - MOTE 24 | | | | |
| 77040 - REEF RENEWAL CORAL RESTORATION 24 | | | | |
| 77040 - SAN CARLOS STRUCTURAL REPAIRS 24 | | | | |
| 77040 - FLORIDA KEYS COLLEGE 24 | | | | |
| 77040 - CRF 24 | | | | |
| 77040 - MEL FISHER 24 | | | | |
| 77040 - STUDIOS OF KEY WEST 24 | | | | |
| | | 12,072,892 | **8,680,520** | **(3,175,473)** |

## 2023/2024 DISTRICT I TWO PENNY PROPOSED BUDGET - FUND 117

DISTRICT I TWO PENNY

| | | | |
|---|---|---|---|
| EVENTS | | | |
| 77030 - NEW EVENTS | | 0 | |
| 77030 - KEY WEST TROPICAL HEAT 22 | | 12,500 | (12,500) |
| 77030 - KEY WEST WOMEN FEST 22 | | 17,000 | (17,000) |
| 77030 - NEW YEARS EVE SHOE DROP 22 | | 17,000 | (17,000) |
| 77030 - RAMS HEAD PRESENTS 22 | | 35,000 | (35,000) |
| 77030 - RWO OFFSHORE WORLD CHAMPIONSHIP 22 | | 120,000 | (120,000) |
| 77030 - BIG GAY KEY WEST 23 | 17,000 | 17,000 | 0 |
| 77030 - MARATHON OF THE FLORIDA KEYS 23 | 10,000 | 10,000 | 0 |
| 77030 - CFK SWIM AROUND KEY WEST 23 | 10,000 | 10,000 | 0 |
| 77030 - COAST IS CLEAR 23 | 10,000 | 10,000 | 0 |
| 77030 - CONCH REPUBLIC 23 | | 50,000 | (50,000) |
| 77030 - FLORIDA KEYS SEAFOOD FESTIVAL 23 | | 25,000 | (25,000) |
| 77030 - HEMINGWAY 5K 23 | | 25,000 | (25,000) |
| 77030 - KELLY MCGILLIS 23 | | 17,000 | (17,000) |
| 77030 - KEY WEST BREWFEST 23 | 25,000 | 25,000 | 0 |
| 77030 - KEY WEST FILM FESTIVAL 23 | 10,000 | 10,000 | 0 |
| 77030 - KEY WEST FOOD & WINE 23 | | 25,000 | (25,000) |
| 77030 - KEY WEST HALF MARATHON & 5K | | 50,000 | (50,000) |
| 77030 - KEY WEST HOLIDAY FEST 23 | 50,000 | 50,000 | 0 |
| 77030 - KEY WEST PRIDE 23 | | 75,000 | (75,000) |
| 77030 - KEY WEST TRIATHLON 23 | 17,000 | 17,000 | 0 |
| 77030 - KEY WEST TROPICAL HEAT 23 | 9,200 | 9,200 | 0 |
| 77030 - KEY WEST WOMENFEST 23 | 35,000 | 35,000 | 0 |
| 77030 - KEY WESTERN FEST 23 | | 75,000 | (75,000) |
| 77030 - MANGOFEST KEY WEST 23 | | 17,000 | (17,000) |
| 77030 - MILE 0 FEST 23 | | 100,000 | (100,000) |
| 77030 - NEW YEARS EVE SHOE DROP 23 | 35,000 | 35,000 | 0 |
| 77030 - POLE VAULT IN PARADISE 23 | | 17,000 | (17,000) |
| 77030 - PRESIDENTIAL FAMILIES WEEKEND 23 | | 17,000 | (17,000) |
| 77030 - RAMS HEAD PRESENTS 23 | 75,000 | 75,000 | 0 |
| 77030 - OFFSHORE CHAMPIONSHIP 23 | 50,000 | 50,000 | 0 |
| 77030 - ROCKISLAND FEST | | 100,000 | (100,000) |
| 77030 - SOUTHERNMOST HALF MARATHON 23 | 17,000 | 17,000 | 0 |
| 77030 - TENNESSEE WILLIAMS CELEBRATION 23 | | 10,000 | (10,000) |
| 77030 - THE KEY LIME FESTIVAL 23 | | 75,000 | (75,000) |
| 77030 - THE SOUTHERNMOST REGATTA 23 | | 75,000 | (75,000) |
| 77030 - NAVY SHIP COMMISSIONING 200th Anniversary | | 50,000 | (50,000) |
| 77030 - EVENTS RESOURCES | 823,499 | 823,499 | 0 |
| **TOTAL EVENTS/PR STRINGER** | **1,193,699** | **2,198,199** | **(1,004,500)** |
| 77050 - HIGGS BEACH SPECIAL FUND | | | |
| **TOTAL HIGGS BEACH SPECIAL FUND/Designated to Sand on 6/29/16** | **314,047** | **314,047** | 0 |
| **86541 - SPECIAL PUBLIC FACILITY PROJECTS** | 11,594,833 | 0 | 0 |
| **TOTAL - DAC I TWO PENNY BUDGET** | **31,050,554** | **22,136,601** | (14,633,808) |

## 2023/2024 DISTRICT II TWO PENNY PROPOSED BUDGET - FUND 118

DISTRICT II TWO PENNY

| | FY 2024 | FY 2023 | FY 2023 Expenditures |
|---|---|---|---|
| **TWO PENNY** | | | |
| **REVENUE** | **2,464,500** | **1,957,000** | **1,957,000** |
| 5% RESERVE STATE STATUTE 129.01 | (123,225) | (97,850) | (97,850) |
| | **2,341,275** | **1,859,150** | **1,859,150** |
| FUND BALANCE FORWARD REVENUE/EXPENSE VARIANCE | -477,724 | 1,693,717 | 1,693,717 |
| FUND BALANCE FORWARD - Commitments(EVENTS/CAPITAL) | 102,600 | 44,850 | 44,850 |
| EVENT RESOURCES BROUGHT FORWARD | 113,566 | 0 | 0 |
| CAPITAL RESOURCES BROUGHT FORWARD | 176,845 | 171,857 | 171,857 |
| FUND BALANCE FORWARD - PROMOTIONAL RESOURCES | 100,000 | 82,960 | 82,960 |
| FUND BALANCE FORWARD - CAPITAL ECONOMIC DISASTER | 170,000 | 170,000 | 170,000 |
| FUND BALANCE FORWARD - SPECIAL PUBLIC FACILITIES | 1,627,825 | 0 | 0 |
| **BUDGET TO BE ALLOCATED** | **4,154,387** | **4,022,534** | **4,022,534** |
| **ADMINISTRATIVE** | | | |
| 78003 - ADMINISTRATIVE SERVICES | 100,000 | 90,000 | (90,000) |
| 86532-COUNTY COST ALLOCATION | 14,975 | 14,975 | (14,975) |
| 78003 - COMMISSIONS AND FEES (FINANCE) | 0 | 2,296 | (2,296) |
| 78003 - UTILITIES | 3,500 | 3,000 | (3,000) |
| 78003 - LEGAL SALARY AND BENEFITS | 0 | 0 | 0 |
| 78003 - ADMINISTRATIVE RESOURCES | 6,157 | 10,405 | (10,405) |
| | 124,632 | **120,676** | **(120,676)** |
| **ADVERTISING** | | | |
| 78010 - VISITOR INFORMATION SERVICES | 100,548 | 100,548 | (100,548) |
| 78020 - DAC II AD CAMPAIGN | 639,468 | 2,317,851 | (2,317,851) |
| 78020 - DAC II WEBCAM | 21,000 | 21,000 | (21,000) |
| 78020 - DAC II PROMOTIONAL RESOURCES | 100,000 | 100,000 | 0 |
| **TOTAL PROMOTIONAL/VIS** | **861,016** | **2,539,399** | (2,439,399) |
| **CAPITAL/MAINTENANCE/SPECIAL PROJECTS** | | | |
| 78042 - LITTLE DUCK KEY MAINTENANCE - SALARIES/BENEFITS - MONROE COUNTY PW (3 WORKERS) | 119,832 | 113,048 | (113,048) |
| 78044 - LITTLE DUCK KEY BEACH (VETERAN'S PARK) UTILITIES/SUPPLIES/REPAIRS - MONROE COUNTY PW | 8,800 | 8,000 | (8,000) |
| 78044 - LITTLE DUCK KEY BEACH (VETERAN'S PARK) CLEANING - MONROE COUNTY PW | 8,000 | 8,000 | (8,000) |
| 78022 - COUNTY SCENIC HIGHWAY VIEWING AREA FY 19 | | | |
| 78022 - COUNTY SCENIC HIGHWAY VIEWING AREA FY 20 | | | |
| **78043 - ECONOMIC/NATURAL DISASTER CAPITAL RESOURCE** | 170,000 | 170,000 | 0 |
| 78022 - PIGEON KEY SPRINKLER PASE IV FY 22 | | | |
| 78041 - CORAL RESTORATION FY 22 | | 44,850 | (44,850) |
| 78022 - PIGEON KEY SPRINKLER FY 22 2ND ROUND | | | |
| 78046 - PINE CHANNEL NATURE PARK 23 | | 200,000 | (200,000) |
| 78047 - CUDJOE OVERSEAS HERITAGE TRAIL 23 | | 100,000 | (100,000) |
| 78048 - VETERANS MEMORIAL 23 | 100,000 | 100,000 | 0 |
| 78041 - MOTE 23 | | 139,250 | (139,250) |
| 78041 - NATIONAL MARINE SANCTUARY ANCHORS 23 | | 108,000 | (108,000) |
| 78041 - CORAL RESTORATION FY 23 | | 55,800 | (55,800) |
| 78041 - MOTE CORAL RESTORATION 24 | | | |
| 78041 - REEF RENEWAL CORAL RESTORATION 24 | | | |
| 78041 - CRF - CORAL RESTORATION 24 | | | |
| 78049 - BIG PINE AMPHITHEATRE 24 | | | |
| 78040 - CAPITAL PROJECT RESOURCES | 1,131,682 | 176,845 | 0 |
| **TOTAL CAPITAL/SPECIAL PROJECTS** | **1,538,314** | **1,223,793** | (776,948) |
| **EVENTS** | | | |
| 78030 - EVENT RESOURCES | 0 | 113,566 | 0 |
| 78030 - ANNUAL SPANISH FLY MUSIC FESTIVAL 23 | | 7,500 | (7,500) |
| 78030 - KEY WEST HALF MARATHON 23 | | 10,000 | (10,000) |
| 78030 - RWO OFFSHORE CHAMPIONSHIP 23 | 2,600 | 2,600 | 0 |
| 78030 - MANGO FEST 23 | | 5,000 | (5,000) |
| 78030 - **TOTAL EVENTS/PR STRINGER** | **2,600** | **138,666** | (22,500) |
| **86542 - SPECIAL PUBLIC FACILITY PROJECTS** | 1,627,825 | | |
| | 4,154,387 | 4,022,534 | (3,359,523) |

## 20223/2024 DISTRICT III TWO PENNY PROPOSED BUDGET - FUND 119

DISTRICT III TWO PENNY

| | | FY 2024 | FY 2023 | FY 2023 Expenditures |
|---|---|---|---|---|
| **TWO PENNY** | | | | |
| **REVENUE** | | **5,558,300** | **4,341,500** | **4,341,500** |
| 5% RESERVE STATE STATUTE 129.01 | | (277,915) | (217,075) | (217,075) |
| | | **5,280,385** | **4,124,425** | **4,124,425** |
| FUND BALANCE FORWARD REVENUE/EXPENSE VARIANCE | | (1,005,220) | 2,351,921 | 2,351,921 |
| FUND BALANCE FORWARD - Commitments (EVENTS/CAPITAL/BEACH) | | 1,291,705 | 432,700 | 432,700 |
| EVENT RESOURCES BROUGHT FORWARD | | 5,000 | 0 | 0 |
| CAPITAL RESOURCES BROUGHT FORWARD | | 400 | 70,000 | 70,000 |
| FUND BALANCE FORWARD - PROMOTIONAL RESOURCES | | 365,886 | 75,000 | 75,000 |
| FUND BALANCE FORWARD - CAPITAL ECONOMIC DISASTER | | 500,000 | 400,000 | 400,000 |
| FUND BALANCE FORWARD - SPECIAL PUBLIC FACILITIES | | 5,755,804 | | |
| **BUDGET TO BE ALLOCATED** | | **12,193,960** | **7,454,046** | **7,454,046** |
| **ADMINISTRATIVE** | | | | |
| 79003 - ADMINISTRATIVE SERVICES | | **200,000** | 180,000 | (180,000) |
| 86533-COUNTY COST ALLOCATION | | 13,595 | 13,595 | (13,595) |
| 79003 - COMMISSIONS & FEES (FINANCE) | | **0** | 5,464 | (5,464) |
| 79003 - UTILITIES | | **8,000** | 7,000 | (7,000) |
| 79003 - ADMINISTRATIVE RESOURCES | | **144,224** | 13,153 | (13,153) |
| | | 365,819 | 219,212 | (219,212) |
| **ADVERTISING** | | | | |
| 79010 - VISITOR INFORMATION SERVICES | | 176,400 | 176,400 | (176,400) |
| 79020 - DAC III AD CAMPAIGN | | 1,261,345 | **3,901,744** | (3,901,744) |
| 79020 - DAC III WEBCAM | | 15,000 | 15,000 | (15,000) |
| 79020 - DAC III PROMOTIONAL RESOURCES | | **365,886** | **365,886** | **0** |
| | **TOTAL PROMOTIONAL/VIS** | **1,818,631** | **4,459,030** | **(4,093,144)** |
| **CAPITAL/MAINTENANCE/SPECIAL PROJECTS** | | | | |
| 79042 - BEACH MAINTENANCE FY 23,24,25 (3 yr) | | 203,050 | 203,050 | (203,050) |
| # 79042 - DRC RESTORE DOLPHIN LAGOON FY 20 | | **130,000** | **130,000** | 0 |
| 79042 - CORAL RESTORATION FY 21 | | | **85,950** | (85,950) |
| **79041 - ECONOMIC/NATURAL DISASTER CAPITAL RESOURCE** | | **500,000** | **500,000** | 0 |
| 79040 - CRANE POINT WBC PHASE 3 FY 22 | | | **147,000** | (147,000) |
| 79042 - CORAL RESTORATION FY 22 | | | **69,750** | (69,750) |
| 79042 - QUAY RESTROOM 23 | | **245,000** | 245,000 | 0 |
| 79042 - DRC SEA LION HABITAT 23 | | **488,655** | 488,655 | 0 |
| 79042 - CRANE POINT FLYING PHASE IV | | | 162,292 | (162,292) |
| 79042 - TURTLE HOSPITAL PAVERS 23 | | | 135,219 | (135,219) |
| 79042 - MOTE 23 | | | 104,438 | (104,438) |
| 79042 - NATIONAL MARINE SANCTUARY ANCHORS 23 | | **52,000** | 52,000 | 0 |
| 79042 - PIGEON KEY ADA RAMP 23 | | **166,050** | 166,050 | 0 |
| 79042 - PIGEON KEY PAINT FOREMANS DORM ROOF 23 | | **210,000** | 210,000 | 0 |
| 79042 -CRF 23 | | | 58,800 | (58,800) |
| 79042 - COCO PLUM PARKING 24 | | | | |
| 79042 - SOMBRERO BEACH PLAYGROUND 24 | | | | |
| 79042 - DRC TIKI STRUCTIONS & RAILING 24 | | | | |
| 79042 - FLORIDA KEYS LAND & SEA BIRD PATHWAYS 24 | | | | |
| 79042 - TURTLE HOSPITAL SHADE AREA 24 | | | | |
| 79042 - MOTE 24 | | | | |
| 79042 - PIGEON KEY PAINTING 24 | | | | |
| 79042 - PIGEON KEY SIDEWALK 24 | | | | |
| 79042 - REEF CONSERVATION CENTER 24 | | | | |
| 79042 - REEF RENEWAL 24 | | | | |
| 79042 - CRF CORALS 24 | | | | |
| **79040 - CAPITAL PROJECTS RESOURCES** | | **2,258,951** | **400** | **0** |
| | | 4,253,706 | **2,758,604** | **(966,499)** |
| **EVENTS** | | | | |
| 79030 - EVENT RESOURCES | | **0** | 5,000 | 0 |
| 79030 - KEY WEST HALF MARATHON 23 | | 0 | 2,200 | (2,200) |
| 79030 - SOMBRERO BEACH RUN 23 | | 0 | 10,000 | (10,000) |
| | **TOTAL EVENTS** | **0** | **17,200** | **(12,200)** |
| **86543 - SPECIAL PUBLIC FACILITY PROJECTS** | | **5,755,804** | 0 | 0 |
| **TOTAL DAC III TWO PENNY BUDGET** | | 12,193,960 | **7,454,046** | (5,291,055) |

## 2023/2024 DISTRICT IV TW0 PENNY DISTRICT PROPOSED BUDGET - FUND 120

DISTRICT IV TWO PENNY

| | | FY 2024 | FY 2023 | FY 2023 Expenditures |
|---|---|---|---|---|
| **TWO PENNY** | | | | |
| **REVENUE** | | **3,310,800** | **2,667,125** | **2,667,125** |
| 5% RESERVE STATE STATUTE 129.01 | | (165,540) | (133,356) | (133,356) |
| | | **3,145,260** | **2,533,769** | **2,533,769** |
| FUND BALANCE FORWARD REVENUE/EXPENSE VARIANCE | | -679,872 | 1,277,937 | 1,277,937 |
| FUND BALANCE FORWARD - Commitments (EVENTS/CAPITAL) | | 767,015 | **265,406** | **265,406** |
| EVENT RESOURCES BROUGHT FORWARD | | 75,000 | **10,000** | **10,000** |
| CAPITAL RESOURCES BROUGHT FORWARD | | 0 | **248,821** | **248,821** |
| FUND BALANCE FORWARD - PROMOTIONAL RESOURCES | | 87,039 | **50,000** | **50,000** |
| FUND BALANCE FORWARD - CAPITAL ECONOMIC DISASTER | | 600,000 | **600,000** | **600,000** |
| FUND BALANCE FORWARD - SPECIAL PUBLIC FACILITIES | | 2,996,377 | | |
| ***BUDGET TO BE ALLOCATED*** | | **6,990,819** | **4,985,933** | **4,985,933** |
| **ADMINISTRATIVE** | | | | |
| 70003- ADMINISTRATIVE SERVICES | | 130,000 | 100,000 | (100,000) |
| 86534-COUNTY COST ALLOCATION | | 13,002 | 13,002 | (13,002) |
| 70003 - COMMISSIONS & FEES (FINANCE) | | 0 | 3,675 | (3,675) |
| 70003 - UTILITIES | | 6,000 | 5,000 | (5,000) |
| 70003 - LEGAL SALARY AND BENEFITS | | 0 | 0 | 0 |
| 70003 - ADMINISTRATIVE RESOURCES | | 60,723 | **27,901** | (27,901) |
| | **TOTAL ADMINISTRATIVE** | **209,725** | **149,578** | **(149,578)** |
| **ADVERTISING** | | | | |
| 70010 - VISITOR INFORMATION SERVICES | | 165,375 | 165,375 | (165,375) |
| 70020 - DAC IV AD CAMPAIGN | | **677,576** | **2,171,126** | (2,171,126) |
| 70020 - DAC IV WEBCAM | | 21,000 | 21,000 | (21,000) |
| 70020 - DAC IV PROMOTIONAL RESOURCE | | 87,039 | **87,039** | **0** |
| | **TOTAL PROMOTIONAL/VIS** | **950,990** | **2,444,540** | **(2,357,501)** |
| **CAPITAL/MAINTENANCE/SPECIAL PROJECTS** | | | | |
| **70045 - ECONOMIC/NATURAL DISASTER CAPITAL RESOURCE** | | 600,000 | **600,000** | **0** |
| 70041 - BEACH CLEANING (3 YEAR CONTRACT) to 9/30/26 | | 99,000 | 99,000 | (99,000) |
| 70040 - GREEN TURTLE HAMMOCK FY 22 | | 14,250 | | |
| 70041 - CORAL RESTORATION FY 22 | | | **28,425** | (28,425) |
| 70041 - FOUNDERS PARK DOG PARK FY 22 | | | **197,981** | (197,981) |
| 70041 - FLORIDA BAY EXHIBITS FY 22 2ND ROUND | | | **9,000** | (9,000) |
| 70041 - FLORIDA KEYS WILD BIRD CENTER PELICAN POND 22 | | | **30,000** | (30,000) |
| 70041 - GREEN TURTLE HAMMOCK 23 | | | 3,500 | (3,500) |
| 70041 - ALLIGATOR REEF LIGHT STATION 23 | | 115,000 | 115,000 | 0 |
| 70041 - FOUNDERS PARK RESTROOM WASTEWATER 23 | | | 19,500 | (19,500) |
| 70041 - FOUNDERS PARK TENNIS COURT 23 | | | 50,000 | (50,000) |
| 70041 - KEY TREE CACTUS RESTROOM 23 | | | 100,000 | (100,000) |
| 70041 - LIBRARY BEACH PARK 23 | | 245,960 | 245,960 | 0 |
| 70041 - FLORIDA KEYS HISTORICAL STATION 23 | | | 5,869 | (5,869) |
| 70041 - MOTE 23 | | | 306,750 | (306,750) |
| 70041 - NATIONAL MARINE SANCTUARY ANCHORS 23 | | 140,000 | 140,000 | 0 |
| 70041 - REEF CONSERVATION CENTER 23 | | 201,805 | 201,805 | 0 |
| 70041 - REEF RESTORATION CORALS 23 | | | 19,650 | (19,650) |
| 70041 - CRF 23 | | | 51,375 | (51,375) |
| 70041 - HISTORY OF DIVE MUSEUM 23 | | | 30,300 | (30,300) |
| 70041 - ALLIGATOR REEF LIGHT STATION 24 | | | | |
| 70041 - FOUNDERS PARK SPLASH PAD 24 | | | | |
| 70041 - GREEN TURTLE HAMMOCK 24 | | | | |
| 70041 - FLORIDA KEYS HISTORICAL STATION 24 | | | | |
| 70041 - MOTE 24 | | | | |
| 70041 - REEF MARINE CONSERVATION CENTER 24 | | | | |
| 70041 - REEF RENEWAL LITTLE CONCH REEF 24 | | | | |
| 70041 - CRF 24 | | | | |
| 70041 - HISTORY OF DIVE MUSEUM 24 | | | | |
| **70040 - CAPITAL RESOURCES** | | 1,367,712 | **0** | **0** |
| | **TOTAL CAPITAL/SPECIAL PROJECTS** | **2,783,727** | **2,254,115** | **(951,350)** |
| **EVENTS** | | | | |
| 70030 - ISLAND FEST 22 | | | | |
| 70030 - FLORIDA KEYS LIONFISH DERBY 23 | | 10,000 | 10,000 | 0 |
| 70030 - ISLAND BOAT SHOW 23 | | | 2,700 | (2,700) |
| 70030 - NAS KEY WEST AIR SHOW 23 | | | 10,000 | (10,000) |
| 70030 - SWIM FOR ALLIGATOR LIGHTHOUSE 23 | | 40,000 | 40,000 | 0 |
| 70030 - EVENT RESOURCES | | 0 | **75,000** | 0 |
| | **TOTAL EVENTS/PR STRINGER** | **50,000** | **137,700** | **(12,700)** |
| **86576 - SPECIAL PUBLIC FACILITY PROJECTS** | | 2,996,377 | 0 | 0 |
| **TOTAL DAC IV TWO PENNY BUDGET** | | **6,990,819** | **4,985,933** | (3,471,129) |

## 2023/2024 DISTRICT V TWO PENNY PROPOSED BUDGET - FUND 121

DISTRICT V TWO PENNY

| | FY 2024 | FY 2023 | FY 2023 Expenditures |
|---|---|---|---|
| **TWO PENNY** | | | |
| **REVENUE** | **4,820,500** | **3,721,625** | **3,721,625** |
| 5% RESERVE STATE STATUTE 129.01 | (241,025) | (186,081) | (186,081) |
| | **4,579,475** | **3,535,544** | **3,535,544** |
| FUND BALANCE FORWARD REVENUE/EXPENSE VARIANCE | **-828,197** | 2,606,797 | 2,606,797 |
| FUND BALANCE FORWARD - Commitments (EVENTS/CAPITAL/BEACH) | **1,478,643** | 223,497 | 223,497 |
| EVENT RESOURCES BROUGHT FORWARD | **10,000** | 0 | 0 |
| CAPITAL RESOURCES BROUGHT FORWARD | **0** | 522,040 | 522,040 |
| FUND BALANCE FORWARD - PROMOTIONAL RESOURCES | **309,392** | 170,000 | 170,000 |
| FUND BALANCE FORWARD - CAPITAL ECONOMIC DISASTER | **800,000** | 800,000 | 800,000 |
| FUND BALANCE FORWARD - SPECIAL PUBLIC FACILITIES | **3,025,161** | 0 | 0 |
| | **9,374,474** | **7,857,878** | **7,857,878** |
| **ADMINISTRATIVE** | | | |
| 71003 - ADMINISTRATIVE SERVICES | **200,000** | 180,000 | (180,000) |
| 86535 - COUNTY COST ALLOCATION | 26,318 | 26,318 | (26,318) |
| 71003 - UTILITIES | **1,500** | 1,200 | (1,200) |
| 71003 - COMMISSIONS FEES & FINANCE | **0** | 5,000 | (5,000) |
| 71003 - ADMINISTRATIVE RESOURCES | **53,416** | **23,219** | (23,219) |
| | 281,234 | **235,737** | **(235,737)** |
| **ADVERTISING RESOURCES** | | | |
| 71020 - DAC V ADVERTISING CAMPAIGN | **1,163,514** | **3,972,238** | (3,972,238) |
| 71020 - DAC V WEBCAMS | 24,000 | 24,000 | (24,000) |
| 71010 - VISITOR INFORMATION SERVICES | 156,555 | 156,555 | (156,555) |
| 71020 - DAC V PROMOTIONAL RESOURCES | **309,392** | **309,392** | **0** |
| **TOTAL PROMOTIONAL/VIS** | **1,653,461** | **4,462,185** | **(4,152,793)** |
| **CAPITAL/MAINTENANCE/SPECIAL PROJECTS** | | | |
| 71056 - H. HARRIS PARK - UTILITIES - MONROE COUNTY PW | 62,700 | 57,000 | (57,000) |
| 71056 - H. HARRIS PARK BEACH CLEANING - MONROE COUNTY PW | 20,000 | 20,000 | (20,000) |
| 71045 - SETTLER'S PARK - SALARIES/BENEFITS - MCPW | 43,572 | 43,584 | (43,584) |
| 71045 - H. HARRIS PARK - SALARIES/BENEFITS - MCPW 25% | 21,267 | 21,273 | (21,273) |
| 71045 - H. HARRIS PARK - SALARIES/BENEFITS - MCPW 100% | 71,121 | 71,159 | (71,159) |
| 71056 - H. HARRIS PARK - SAND | 0 | 16,000 | (16,000) |
| 71056 - H.HARRIS PARK OPERATING SUPPLIES | 20,000 | 0 | 0 |
| 71056 - H. HARRIS PARK - MAINTENANCE/REPAIRS | 15,000 | 12,000 | (12,000) |
| 71045 - ROWELL'S SALARY - Maintenance worker 3 100% | 85,123 | 0 | 0 |
| 71045 - ROWELL'S SALARY - Team Leader 100% | 110,292 | 0 | 0 |
| **71047 - ECONOMIC/NATURAL DISASTER CAPITAL RESOURCE** | **800,000** | **800,000** | **0** |
| 71040 - CORAL RESTORATION FY 22 | | **130,125** | (130,125) |
| 71040 - FLORIDA KEYS BIRD CENTER PELICAN POND 22 | | **50,000** | (50,000) |
| 71040 - FLORIDA KEYS BIRD CENTER PAVILION 22 | | **12,750** | (12,750) |
| 71040 - ISLAND DOLPHIN WALKWAY FY 22 | | **30,622** | (30,622) |
| 71055 - ROWELLS PHASE III | **500,000** | 500,000 | 0 |
| 71040 - MOTE 23 | | 139,250 | (139,250) |
| 71040 - NATIONAL MARINE SANCTUARY ANCHOR 23 | **148,000** | 148,000 | 0 |
| 71040 - REEF 23 | **830,643** | 830,643 | 0 |
| 71040 - CORAL RESTORATION 23 | | 224,250 | (224,250) |
| 71040 - JACOBS AQUATIC 23 | | 30,000 | (30,000) |
| 71057 - JACOBS AQUATIC COUNTY POOL 24 | | | |
| 71040 - DOLPHINS PLUS GUEST RESTROOMS 24 | | | |
| 71040 - DOLPHINS PLUS GUEST PATHWAYS 24 | | | |
| 71040 - GARDEN CLUB PROPERTY IMPROVEMENTS 24 | | | |
| 71040 - ISLAND DOLPHIN ANIMAL CARE KITCHEN 24 | | | |
| 71040 - MOTE CORAL 24 | | | |
| 71040 - REEF CONSERVATION CENTER 24 | | | |
| 71040 - REEF RENEWAL REEF RESTORATION 24 | | | |
| 71040 - CRF CORAL 24 | | | |
| **71041 - CAPITAL PROJECT RESOURCES** | **1,686,900** | **0** | **0** |
| **TOTAL CAPITAL/SPECIAL PROJECTS** | **4,414,618** | 3,136,656 | (858,013) |
| **EVENTS** | | | |
| **71303-MIAMI BOAT SHOW 23** | 0 | 13,300 | (13,300) |
| 71030 - EVENT RESOURCES | **0** | **10,000** | 0 |
| **TOTAL EVENTS** | **0** | **23,300** | **(13,300)** |
| **86577 - SPECIAL PUBLIC FACILITY PROJECTS** | **3,025,161** | 0 | 0 |
| 71090 - EMERGENCY CONTINGENCY | | | |
| **TOTAL DAC V TWO PENNY BUDGET** | **9,374,474** | 7,857,878 | (5,259,843) |

# Tourist Development Council

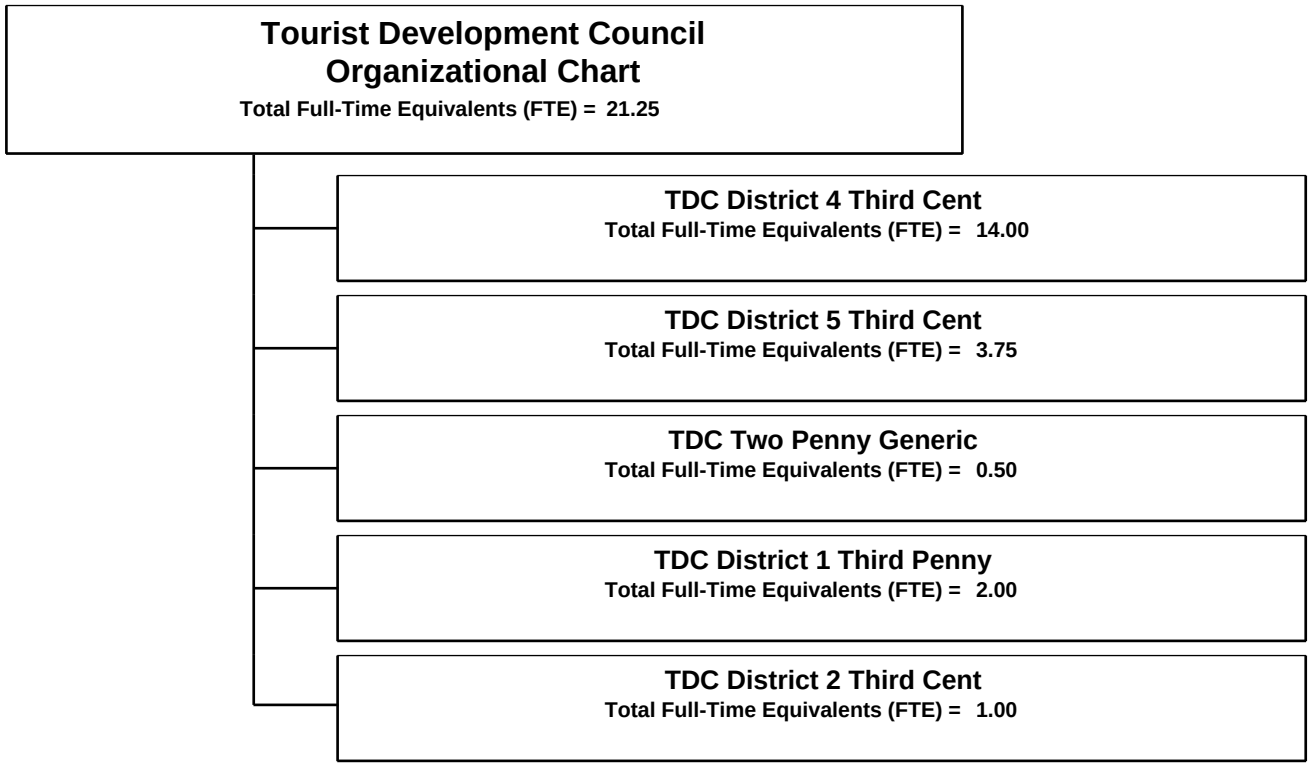

# Tourist Development Council

## Mission Statement

The mission of the Monroe County Tourist Development Council is to set an overall direction for the Monroe County tourism marketing effort in a manner that will assure long-term sustained growth in tourism revenues while also guaranteeing the sustainability and improvement of our product, including both our man-made and natural resources, and improvements to the quality of life of our residents.

Website: www.fla-keys.com

| Budgetary Cost Summary | FY 2021 Actual | FY 2022 Actual | FY 2023 Adopted | FY 2023 Amended | FY 2024 Proposed | FY 2024 Change |
|---|---|---|---|---|---|---|
| Personnel Expenditures | 453,810 | 494,790 | 512,606 | 512,606 | 737,039 | 43.8% |
| Operating Expenditures | 28,179,919 | 36,019,117 | 78,455,368 | 78,451,029 | 124,893,890 | 59.2% |
| Capital Outlay Expenditures | 10,829 | - | 10,000 | 14,339 | 12,000 | 20.0% |
| **Total Budget** | **28,644,558** | **36,513,907** | **78,977,974** | **78,977,974** | **125,642,929** | **59.1%** |

| Appropriations by Department | FY 2021 Actual | FY 2022 Actual | FY 2023 Adopted | FY 2023 Amended | FY 2024 Proposed | FY 2024 Change |
|---|---|---|---|---|---|---|
| TDC District 1 Third Penny | 8,846,860 | 10,114,607 | 22,073,269 | 22,073,269 | 19,401,329 | (12)% |
| TDC District 2 Third Cent | 880,220 | 1,830,260 | 4,007,559 | 4,007,559 | 2,511,587 | (37)% |
| TDC District 3 Third Cent | 2,718,921 | 3,819,550 | 7,440,451 | 7,440,451 | 6,424,561 | (14)% |
| TDC District 4 Third Cent | 1,354,854 | 2,065,138 | 4,972,931 | 4,972,931 | 28,981,440 | 483% |
| TDC District 5 Third Cent | 2,251,510 | 3,099,245 | 7,831,560 | 7,831,560 | 6,322,995 | (19)% |
| TDC Special Projects | 368,998 | 865,697 | 1,487,000 | 1,487,000 | 493,200 | (67)% |
| TDC Two Penny Events | 3,492,538 | 4,486,276 | 8,451,701 | 8,451,701 | 20,514,015 | 143% |
| TDC Two Penny Generic | 8,730,658 | 10,233,133 | 22,713,503 | 22,713,503 | 40,993,802 | 80% |
| **Total Budget** | **28,644,558** | **36,513,907** | **78,977,974** | **78,977,974** | **125,642,929** | **59%** |

| Revenue Sources | FY 2021 Actual | FY 2022 Actual | FY 2023 Adopted | FY 2023 Amended | FY 2024 Proposed | FY 2024 Change |
|---|---|---|---|---|---|---|
| TDC District Two Penny | 3,861,536 | 5,351,973 | 9,938,701 | 9,938,701 | 21,007,215 | 111.4% |
| TDC Admin & Promo 2 Cent | 8,730,658 | 10,233,133 | 22,713,503 | 22,713,503 | 40,993,802 | 80.5% |
| TDC District 1 Third Cent | 8,846,860 | 10,114,607 | 22,073,269 | 22,073,269 | 30,996,162 | 40.4% |
| TDC District 2 Third Cent | 880,220 | 1,830,260 | 4,007,559 | 4,007,559 | 4,139,412 | 3.3% |
| TDC District 3 Third Cent | 2,718,921 | 3,819,550 | 7,440,451 | 7,440,451 | 12,180,365 | 63.7% |
| TDC District 4 Third Cent | 1,354,854 | 2,065,138 | 4,972,931 | 4,972,931 | 6,977,817 | 40.3% |
| TDC District 5 Third Cent | 2,251,510 | 3,099,245 | 7,831,560 | 7,831,560 | 9,348,156 | 19.4% |
| **Total Revenue** | **28,644,558** | **36,513,907** | **78,977,974** | **78,977,974** | **125,642,929** | **59.1%** |

# Tourist Development Council

| Position Summary by Department | FY 2021 Actual | FY 2022 Actual | FY 2023 Adopted | FY 2024 Proposed | FY 2024 Variance |
|---|---|---|---|---|---|
| TDC District 4 Third Cent | 15.50 | 14.00 | 14.00 | 14.00 | - |
| TDC District 5 Third Cent | 1.75 | 1.75 | 1.75 | 3.75 | 2.00 |
| TDC Two Penny Generic | 0.50 | 0.50 | 0.50 | 0.50 | - |
| TDC District 1 Third Penny | 2.00 | 2.00 | 2.00 | 2.00 | - |
| TDC District 2 Third Cent | 1.00 | 1.00 | 1.00 | 1.00 | - |
| **Total FULL-TIME FTE** | 20.75 | 19.25 | 19.25 | 21.25 | 2.00 |
| **Total FTE** | **20.75** | **19.25** | **19.25** | **21.25** | **2.00** |

## TDC District 4 Third Cent

### Mission Statement

The geographical boundaries for District IV included the area between the Long Key Bridge and Mile Marker 90.939.

### Description and Services Provided

Services provided to the District:
-Telemarketing, advertising and promotional campaigns
-Financial assistance for special events such as Mad Dog Mandish Fishing Class and Conch Scramble on the Water
-Brick & Mortar projects including beach cleaning and trash removal

| Budgetary Cost Summary | FY 2021 Actual | FY 2022 Actual | FY 2023 Adopted | FY 2023 Amended | FY 2024 Proposed | FY 2024 Change |
|---|---|---|---|---|---|---|
| Operating Expenditures | 1,354,854 | 2,065,138 | 4,972,931 | 4,972,931 | 28,981,440 | 482.8% |
| **Total Budget** | **1,354,854** | **2,065,138** | **4,972,931** | **4,972,931** | **28,981,440** | **482.8%** |

| Revenue Sources | FY 2021 Actual | FY 2022 Actual | FY 2023 Adopted | FY 2023 Amended | FY 2024 Proposed | FY 2024 Change |
|---|---|---|---|---|---|---|
| TDC District 1 Third Cent | - | - | - | - | 11,594,833 | -% |
| TDC District 2 Third Cent | - | - | - | - | 1,627,825 | -% |
| TDC District 3 Third Cent | - | - | - | - | 5,755,804 | -% |
| TDC District 4 Third Cent | 1,354,854 | 2,065,138 | 4,972,931 | 4,972,931 | 6,977,817 | 40.3% |
| TDC District 5 Third Cent | - | - | - | - | 3,025,161 | -% |
| **Total Revenue** | **1,354,854** | **2,065,138** | **4,972,931** | **4,972,931** | **28,981,440** | **482.8%** |

| Position Summary | FY 2021 Actual | FY 2022 Actual | FY 2023 Adopted | FY 2024 Proposed | FY 2024 Variance |
|---|---|---|---|---|---|
| Authorized Positions | 15.50 | 14.00 | 14.00 | 14.00 | - |
| **Total FULL-TIME FTE** | 15.50 | 14.00 | 14.00 | 14.00 | - |
| **Total FTE** | **15.50** | **14.00** | **14.00** | **14.00** | **-** |

# Tourist Development Council

## TDC District 5 Third Cent

### Mission Statement

The geographical boundaries of District V include the areas between Mile Marker 90.940 to the Dade/Monroe County line and any mainland portions of Monroe County.

### Description and Services Provided

Services provided to the District:
-Telemarketing, advertising and promotional campaigns
-Financial assistance for special events such as Orange Bowl Winter Training, Key Largo Food & Wine Festival, and Key Largo Stone Crab & Seafood Festival
-Brick & Mortar projects including Harry Harris Park utilities and cleaning

| Budgetary Cost Summary | FY 2021 Actual | FY 2022 Actual | FY 2023 Adopted | FY 2023 Amended | FY 2024 Proposed | FY 2024 Change |
|---|---|---|---|---|---|---|
| Personnel Expenditures | 123,898 | 129,129 | 136,016 | 136,016 | 339,149 | 149.3% |
| Operating Expenditures | 2,127,612 | 2,970,116 | 7,695,544 | 7,695,544 | 5,983,846 | (22.2)% |
| **Total Budget** | **2,251,510** | **3,099,245** | **7,831,560** | **7,831,560** | **6,322,995** | **(19.3)%** |

| Revenue Sources | FY 2021 Actual | FY 2022 Actual | FY 2023 Adopted | FY 2023 Amended | FY 2024 Proposed | FY 2024 Change |
|---|---|---|---|---|---|---|
| TDC District 5 Third Cent | 2,251,510 | 3,099,245 | 7,831,560 | 7,831,560 | 6,322,995 | (19.3)% |
| **Total Revenue** | **2,251,510** | **3,099,245** | **7,831,560** | **7,831,560** | **6,322,995** | **(19.3)%** |

| Position Summary | FY 2021 Actual | FY 2022 Actual | FY 2023 Adopted | FY 2024 Proposed | FY 2024 Variance |
|---|---|---|---|---|---|
| Administrative Support | - | - | 0.50 | 1.50 | 1.00 |
| Service - Maintenance | - | - | - | 1.00 | 1.00 |
| Skilled Craft Workers | 1.75 | 1.75 | 1.25 | 1.25 | - |
| **Total Full-Time FTE** | 1.75 | 1.75 | 1.75 | 3.75 | 2.00 |
| **Total FTE** | **1.75** | **1.75** | **1.75** | **3.75** | **2.00** |

# Tourist Development Council

## TDC Two Penny Events

**Description and Services Provided**

Marketing research and financial assistance for cultural, fishing, diving and other countywide events.

| Budgetary Cost Summary | FY 2021 Actual | FY 2022 Actual | FY 2023 Adopted | FY 2023 Amended | FY 2024 Proposed | FY 2024 Change |
|---|---|---|---|---|---|---|
| Operating Expenditures | 3,492,538 | 4,486,276 | 8,451,701 | 8,451,701 | 20,514,015 | 142.7% |
| **Total Budget** | **3,492,538** | **4,486,276** | **8,451,701** | **8,451,701** | **20,514,015** | **142.7%** |

| Revenue Sources | FY 2021 Actual | FY 2022 Actual | FY 2023 Adopted | FY 2023 Amended | FY 2024 Proposed | FY 2024 Change |
|---|---|---|---|---|---|---|
| TDC District Two Penny | 3,492,538 | 4,486,276 | 8,451,701 | 8,451,701 | 20,514,015 | 142.7% |
| **Total Revenue** | **3,492,538** | **4,486,276** | **8,451,701** | **8,451,701** | **20,514,015** | **142.7%** |

# Tourist Development Council

## TDC Special Projects

**Description and Services Provided**

Funding for 18 events throughout the Keys which include Key Largo Stone Crab and Seafood Festival, P. Peterson's Key West Poker Run and other athletic, fishing and cultural events.

| Budgetary Cost Summary | FY 2021 Actual | FY 2022 Actual | FY 2023 Adopted | FY 2023 Amended | FY 2024 Proposed | FY 2024 Change |
|---|---|---|---|---|---|---|
| Operating Expenditures | 368,998 | 865,697 | 1,487,000 | 1,487,000 | 493,200 | (66.8)% |
| **Total Budget** | **368,998** | **865,697** | **1,487,000** | **1,487,000** | **493,200** | **(66.8)%** |

| Revenue Sources | FY 2021 Actual | FY 2022 Actual | FY 2023 Adopted | FY 2023 Amended | FY 2024 Proposed | FY 2024 Change |
|---|---|---|---|---|---|---|
| TDC District Two Penny | 368,998 | 865,697 | 1,487,000 | 1,487,000 | 493,200 | (66.8)% |
| **Total Revenue** | **368,998** | **865,697** | **1,487,000** | **1,487,000** | **493,200** | **(66.8)%** |

# Tourist Development Council

## TDC Two Penny Generic

### Description and Services Provided

Administrative services and operations of the TDC
Funding for Monroe Council of the Arts
Sales & Marketing
Ad Campaigns

| Budgetary Cost Summary | FY 2021 Actual | FY 2022 Actual | FY 2023 Adopted | FY 2023 Amended | FY 2024 Proposed | FY 2024 Change |
|---|---|---|---|---|---|---|
| Personnel Expenditures | 80,219 | 97,758 | 111,854 | 111,854 | 116,822 | 4.4% |
| Operating Expenditures | 8,645,552 | 10,135,375 | 22,591,649 | 22,591,649 | 40,864,980 | 80.9% |
| Capital Outlay Expenditures | 4,887 | - | 10,000 | 10,000 | 12,000 | 20.0% |
| **Total Budget** | **8,730,658** | **10,233,133** | **22,713,503** | **22,713,503** | **40,993,802** | **80.5%** |

| Revenue Sources | FY 2021 Actual | FY 2022 Actual | FY 2023 Adopted | FY 2023 Amended | FY 2024 Proposed | FY 2024 Change |
|---|---|---|---|---|---|---|
| TDC Admin & Promo 2 Cent | 8,730,658 | 10,233,133 | 22,713,503 | 22,713,503 | 40,993,802 | 80.5% |
| **Total Revenue** | **8,730,658** | **10,233,133** | **22,713,503** | **22,713,503** | **40,993,802** | **80.5%** |

| Position Summary | FY 2021 Actual | FY 2022 Actual | FY 2023 Adopted | FY 2024 Proposed | FY 2024 Variance |
|---|---|---|---|---|---|
| Officials & Administrators | 0.50 | 0.50 | 0.50 | 0.50 | - |
| **Total Full-Time FTE** | 0.50 | 0.50 | 0.50 | 0.50 | - |
| **Total FTE** | **0.50** | **0.50** | **0.50** | **0.50** | **-** |

# Tourist Development Council

## TDC District 1 Third Penny

### Mission Statement

The geographical boundaries of District 1 encompasses the city limits of Key West.

### Description and Services Provided

Services provided to the District:
-Telemarketing, advertising and promotional campaigns
-Financial assistance for special events such as Fantasy Fest, Key West Race Week along with 27 other events held in Key West.
-Brick & Mortar projects including beach cleaning (Higg's and Smather's) and museum utilities and cleaning.
-Beach funds for Higgs Beach.

| Budgetary Cost Summary | FY 2021 Actual | FY 2022 Actual | FY 2023 Adopted | FY 2023 Amended | FY 2024 Proposed | FY 2024 Change |
|---|---|---|---|---|---|---|
| Personnel Expenditures | 155,356 | 158,001 | 151,688 | 151,688 | 161,236 | 6.3% |
| Operating Expenditures | 8,689,362 | 9,956,606 | 21,921,581 | 21,917,242 | 19,240,093 | (12.2)% |
| Capital Outlay Expenditures | 2,142 | - | - | 4,339 | - | -% |
| **Total Budget** | **8,846,860** | **10,114,607** | **22,073,269** | **22,073,269** | **19,401,329** | **(12.1)%** |

| Revenue Sources | FY 2021 Actual | FY 2022 Actual | FY 2023 Adopted | FY 2023 Amended | FY 2024 Proposed | FY 2024 Change |
|---|---|---|---|---|---|---|
| TDC District 1 Third Cent | 8,846,860 | 10,114,607 | 22,073,269 | 22,073,269 | 19,401,329 | (12.1)% |
| **Total Revenue** | **8,846,860** | **10,114,607** | **22,073,269** | **22,073,269** | **19,401,329** | **(12.1)%** |

| Position Summary | FY 2021 Actual | FY 2022 Actual | FY 2023 Adopted | FY 2024 Proposed | FY 2024 Variance |
|---|---|---|---|---|---|
| Skilled Craft Workers | 2.00 | 2.00 | 2.00 | 2.00 | - |
| **Total Full-Time FTE** | 2.00 | 2.00 | 2.00 | 2.00 | - |
| **Total FTE** | **2.00** | **2.00** | **2.00** | **2.00** | **-** |

# Tourist Development Council

## TDC District 2 Third Cent

### Mission Statement

The geographical boundaries of District II extend from the city limits of Key West to the west end of the Seven Mile Bridge.

### Description and Services Provided

Services provided to the District:
-Telemarketing, advertising and promotional campaigns
-Financial assistance for special events such as Big Pine and Lower Keys Nautical Flea Market and Big Pine and Lower Keys Island Art Festival.
-Brick & Mortar projects including beach cleaning for Little Duck Key beach. Funds set aside for capital projects.

| Budgetary Cost Summary | FY 2021 Actual | FY 2022 Actual | FY 2023 Adopted | FY 2023 Amended | FY 2024 Proposed | FY 2024 Change |
|---|---|---|---|---|---|---|
| Personnel Expenditures | 94,337 | 109,902 | 113,048 | 113,048 | 119,832 | 6.0% |
| Operating Expenditures | 785,882 | 1,720,358 | 3,894,511 | 3,894,511 | 2,391,755 | (38.6)% |
| **Total Budget** | **880,220** | **1,830,260** | **4,007,559** | **4,007,559** | **2,511,587** | **(37.3)%** |

| Revenue Sources | FY 2021 Actual | FY 2022 Actual | FY 2023 Adopted | FY 2023 Amended | FY 2024 Proposed | FY 2024 Change |
|---|---|---|---|---|---|---|
| TDC District 2 Third Cent | 880,220 | 1,830,260 | 4,007,559 | 4,007,559 | 2,511,587 | (37.3)% |
| **Total Revenue** | **880,220** | **1,830,260** | **4,007,559** | **4,007,559** | **2,511,587** | **(37.3)%** |

| Position Summary | FY 2021 Actual | FY 2022 Actual | FY 2023 Adopted | FY 2024 Proposed | FY 2024 Variance |
|---|---|---|---|---|---|
| Administrative Support | - | - | - | 0.50 | 0.50 |
| Skilled Craft Workers | 1.00 | 1.00 | 1.00 | 0.50 | (0.50) |
| **Total Full-Time FTE** | 1.00 | 1.00 | 1.00 | 1.00 | - |
| **Total FTE** | **1.00** | **1.00** | **1.00** | **1.00** | **-** |

# Tourist Development Council

## TDC District 3 Third Cent

### Mission Statement

The geographical boundaries of District III include the area from the west end of the Seven Mile Bridge to the Long Key Bridge.

### Description and Services Provided

Services provided to the District:
-Telemarketing, advertising and promotional campaigns
-Financial assistance for special events such as Marathon Grand Prix of the Sea, Original Marathon Seafood Festival and Sombrero Beach Run.
-Brick & Mortar projects.

| Budgetary Cost Summary | FY 2021 Actual | FY 2022 Actual | FY 2023 Adopted | FY 2023 Amended | FY 2024 Proposed | FY 2024 Change |
|---|---|---|---|---|---|---|
| Operating Expenditures | 2,715,121 | 3,819,550 | 7,440,451 | 7,440,451 | 6,424,561 | (13.7)% |
| Capital Outlay Expenditures | 3,800 | - | - | - | - | -% |
| **Total Budget** | **2,718,921** | **3,819,550** | **7,440,451** | **7,440,451** | **6,424,561** | **(13.7)%** |

| Revenue Sources | FY 2021 Actual | FY 2022 Actual | FY 2023 Adopted | FY 2023 Amended | FY 2024 Proposed | FY 2024 Change |
|---|---|---|---|---|---|---|
| TDC District 3 Third Cent | 2,718,921 | 3,819,550 | 7,440,451 | 7,440,451 | 6,424,561 | (13.7)% |
| **Total Revenue** | **2,718,921** | **3,819,550** | **7,440,451** | **7,440,451** | **6,424,561** | **(13.7)%** |

# FY24 Proposed Budget

## *Debt Service*

**Debt Policy**
The Board of County Commissioners debt policy is defined by general County ordinance Section 2-241:

> "The board is hereby authorized and empowered, in order to carry out the purpose of this article, to borrow money and issue certificates of indebtedness therefor upon such terms and at such rates of interest as the board may deem advisable and in accordance with the provision of article VII section 12 of the Florida Constitution of 1968 and Florida Statutes, chapter 125 and other special and general laws and said certificates of indebtedness may be a charge upon all revenues derived from taxes in that year or may be made payable from budgetary requirements in due course of law, as the board may elect."

**Debt Capacity**
The ability of the County to issue debt is a function of: (1) the revenues legally available to pledge as security for the debt; (2) limitations on the collection of that revenue which the bondholder will take into account in determining the principal amount of bonds which could be repaid; and (3) the market interest rates in effect at the time the debt is issued, together with the length of time for repayment. The debt capacity of the County's non-ad valorem revenue base is strong but restricted in practice because the revenues are also used for funding operations.

Annual debt service on Monroe County's direct debt shall not exceed the following annual median ratios for medium size counties published by Moody's Investment Services: debt to operating revenue, debt to assessed valuation, and debt per capita.

**Ad Valorem Debt Capacity**
Monroe County does not currently use ad valorem debt financing. The Florida Constitution does not limit the amount of ad valorem taxes a county may levy for the payment of bonds authorized by voters' referendum. The County is limited by Article VII, Section 9 of the Florida Constitution to a maximum levy of 10 mills (a mill is defined as $1/1000^{th}$ of a dollar, or $1 per every $1,000 of taxable value) of ad valorem real property taxes for the purposes other than the repayment of voted bonds. The County's countywide millage is below the statutory limit.

There are several different types of debt incurred by cities and counties in Florida, including general obligation debt, revenue debt and other debt including long-term leases and government loans. Following are descriptions of Monroe County's outstanding debt issues:

> **Clean Water State Revolving Fund Construction Loan Agreement WW602091 (Big Coppitt)** - This loan agreement with the Department of Environmental Protection is being used to fund a portion of the Big Coppitt Key Wastewater Project. The loan is being repaid from revenues generated by the One Cent Infrastructure Sales Surtax. The loan agreement was modified, and the principal amount was reduced. Special assessment revenue collection will now be used to pay down the loan.

> **Clean Water State Revolving Fund Construction Loan Agreement WW440710 (Cudjoe Regional)** - This loan agreement with the Department of Environmental Protection is being used to fund a portion of the Cudjoe Regional Wastewater Project. The agreement for the first allocation of $40 million, out of an eventual allocation of $90 million, was executed in May 2013. Amendment 1 to the agreement increasing the allocation to $65 million was executed in November 2013 and Amendment 2 to the agreement increasing the allocation to $71 million was executed in April 2014. Amendment 3, executed in October 2014, increased the allocation to $101 million. Amendment 4, executed in September 2015, increased the allocation to $120

million. Amendment 5, executed in June 2016, increased the allocation to $125 million. Amendment 6, executed in April 2018, increased the allocation to $127.2 million. The initial payment was in 2019 within six months of project completion. The loan will be repaid from revenues generated by the One Cent Infrastructure Sales Surtax as well as special assessment revenue. In 2020, due to COVID, the loan payment has been deferred with a revised amortization schedule approved at the May 8th BOCC meeting.

**Infrastructure Sales Surtax Revenue Bond, Series 2014 –** Revenue bond issued in 2014 to finance construction of a courthouse and jail to replace the existing facilities on Plantation Key, a Fire/Rescue Training Academy on Crawl Key, a library to replace the existing facility in Marathon, to rehabilitate the Jefferson Browne Building in Key West, and to refinance the outstanding 2003 Revenue Bonds. This bond will be repaid from the One Cent Infrastructure Sales Surtax.

**Infrastructure Sales Surtax Revenue Bond, Series 2016 –** Revenue bond issued in 2016 to finance construction of a courthouse and jail to replace the existing facilities on Plantation Key, a Fire/Rescue Training Academy on Crawl Key, a library to replace the existing facility in Marathon, to rehabilitate the Jefferson Browne Building in Key West, to redevelop Bernstein Park in Stock Island, to build a fire station on Cudjoe Key, and to refinance the outstanding 2014 PNC Bank Line of Credit. This bond will be repaid from the One Cent Infrastructure Sales Surtax.

**Refinancing of Debt**

Management continually monitors the County's debt portfolio for opportunities to refinance or refund outstanding debt, as market conditions and debt covenants allow, maximizing financing cost savings. In 1993, Monroe County refinanced original revenue bond debt issued in 1983 and 1988. In 1998, Monroe County refinanced the Sales Tax Revenue Bonds – 1991, and in 2002, Monroe County refinanced the Refunding Bonds- 1993 (88), and the Solid Waste Revenue Bonds-1991 (88). In 2014, Monroe County refinanced the Infrastructure Sales Surtax Revenue Bond-Series 2003. In 2016, Monroe County refinanced the 2014 PNC Line of Credit.

# Debt Service Summary by Type

| | Principal Amount Issued | Interest & Other Costs | Total Debt Service | 9/30/2023 Debt Paid | 9/30/2023 Gross Debt Outstanding | FY2024 Less Debt Payments | 9/30/2024 Net Debt Outstanding | Date of Maturity | Effective Interest Rate |
|---|---|---|---|---|---|---|---|---|---|
| **General Obligation Bonds:** | | | | | | | | | |
| **Non Ad-Valorem Supported Debt:** | | | | | | | | | |
| SRF Loan WW602091-Big Coppitt | 19,500,540 | 3,667,722 | 23,168,262 | 18,735,663 | 4,432,598 | 681,938 | 3,750,660 | 03/15/30 | 2.71% |
| SRF Loan WW440710-Cudjoe Regional | 136,958,110 | 41,205,700 | 178,163,810 | 32,781,859 | 145,381,951 | 9,379,481 | 136,002,470 | 12/15/38 | 2.39% to 3.07% |
| Infrastructure Sales Surtax Rev, 2014 | 31,885,000 | 4,537,261 | 36,422,261 | 32,138,495 | 4,283,766 | 4,283,766 | - | 04/01/24 | 2.36% |
| Infrastructure Sales Surtax Rev, 2016 | 16,065,000 | 2,091,476 | 18,156,476 | 6,235,022 | 11,921,455 | 1,118,674 | 10,802,781 | 04/01/26 | 2.22% |
| Trauma Star Air Ambulance Financing | 53,000,000 | 14,561,279 | 67,561,279 | - | 67,561,279 | 4,507,013 | 63,054,265 | 09/30/38 | 3.26% |

# Debt Service Schedule

Infrastructure Sales Surtax
Series 2014

| Year | Principal | Interest | Total |
|---|---|---|---|
| 2024 | 4,185,000 | 49,383 | 4,234,383 |
| 2025 | | | |
| 2026 | | | |
| Total | 4,185,000 | 49,383 | 4,234,383 |

Infrastructure Sales Surtax
Series 2016

| Year | Principal | Interest | Total |
|---|---|---|---|
| 2024 | 925,000 | 185,858 | 1,110,858 |
| 2025 | 5,225,000 | 133,890 | 5,358,890 |
| 2026 | 5,310,000 | 44,870 | 5,354,870 |
| Total | 11,460,000 | 364,618 | 11,824,618 |

# Debt Service Schedule

Clean Water SRF Loan - Big Coppitt
DEP Agreement #WW602091

| Year | Principal | Interest | Total |
|---|---|---|---|
| 2024 | 576,355 | 105,583 | 681,938 |
| 2025 | 592,080 | 89,858 | 681,938 |
| 2026 | 608,234 | 73,704 | 681,938 |
| 2027 | 624,829 | 57,109 | 681,938 |
| 2028 | 641,877 | 40,062 | 681,938 |
| 2029 | 659,389 | 22,549 | 681,938 |
| 2030 | 336,411 | 4,558 | 340,969 |
| Total | 4,039,175 | 393,423 | 4,432,598 |

Clean Water SRF - Cudjoe Regional
WW440710

| Year | Principal | Interest | Total |
|---|---|---|---|
| 2024 | 6,377,822 | 3,001,659 | 9,379,481 |
| 2025 | 6,546,462 | 2,833,018 | 9,379,481 |
| 2026 | 6,719,613 | 2,659,868 | 9,379,481 |
| 2027 | 6,897,395 | 2,482,086 | 9,379,481 |
| 2028 | 7,079,935 | 2,299,546 | 9,379,481 |
| 2029 | 7,267,360 | 2,112,120 | 9,379,481 |
| 2030 | 7,459,805 | 1,919,676 | 9,379,481 |
| 2031 | 7,657,403 | 1,722,078 | 9,379,481 |
| 2032 | 7,860,296 | 1,519,185 | 9,379,481 |
| 2033 | 8,068,626 | 1,310,855 | 9,379,481 |
| 2034 | 8,282,541 | 1,096,940 | 9,379,481 |
| 2035 | 8,502,193 | 877,288 | 9,379,481 |
| 2036 | 8,727,737 | 651,744 | 9,379,481 |
| 2037 | 8,959,332 | 420,148 | 9,379,481 |
| 2038 | 9,197,144 | 182,336 | 9,379,481 |
| Total | 115,603,664 | 25,088,546 | 140,692,210 |

# Debt Service Schedule

Trauma Star Air Ambulance Financing

| Year | Principal | Interest | Total |
|---|---|---|---|
| 2024 | 3,010,000 | 1,497,013 | 4,507,013 |
| 2025 | 2,875,000 | 1,629,224 | 4,504,224 |
| 2026 | 2,970,000 | 1,535,525 | 4,505,525 |
| 2027 | 3,065,000 | 1,438,730 | 4,503,730 |
| 2028 | 3,165,000 | 1,338,838 | 4,503,838 |
| 2029 | 3,270,000 | 1,235,688 | 4,505,688 |
| 2030 | 3,375,000 | 1,129,115 | 4,504,115 |
| 2031 | 3,485,000 | 1,019,121 | 4,504,121 |
| 2032 | 3,600,000 | 905,541 | 4,505,541 |
| 2033 | 3,715,000 | 788,213 | 4,503,213 |
| 2034 | 3,835,000 | 667,138 | 4,502,138 |
| 2035 | 3,960,000 | 542,151 | 4,502,151 |
| 2036 | 4,090,000 | 413,091 | 4,503,091 |
| 2037 | 4,225,000 | 279,794 | 4,504,794 |
| 2038 | 4,360,000 | 142,097 | 4,502,097 |
| Total | 53,000,000 | 14,561,279 | 67,561,279 |

Total Debt Service

| Year | Principal | Interest | Total |
|---|---|---|---|
| 2024 | 15,074,177 | 4,839,496 | 19,913,673 |
| 2025 | 15,238,543 | 4,685,990 | 19,924,533 |
| 2026 | 15,607,847 | 4,313,967 | 19,921,814 |
| 2027 | 10,587,224 | 3,977,925 | 14,565,149 |
| 2028 | 10,886,811 | 3,678,446 | 14,565,257 |
| 2029 | 11,196,750 | 3,370,357 | 14,567,107 |
| 2030 | 11,171,215 | 3,053,350 | 14,224,565 |
| 2031 | 11,142,403 | 2,741,198 | 13,883,601 |
| 2032 | 11,460,296 | 2,424,726 | 13,885,022 |
| 2033 | 11,783,626 | 2,099,068 | 13,882,694 |
| 2034 | 12,117,541 | 1,764,077 | 13,881,618 |
| 2035 | 12,462,193 | 1,419,439 | 13,881,632 |
| 2036 | 12,817,737 | 1,064,835 | 13,882,572 |
| 2037 | 13,184,332 | 699,942 | 13,884,274 |
| 2038 | 13,557,144 | 324,433 | 13,881,577 |
| Total | 188,287,839 | 40,457,249 | 228,745,088 |

# FY24 Proposed Budget

## *Capital Projects*

# Capital Projects Plan

The *Capital Projects Plan* is designed to maintain existing infrastructure and accommodate future growth. Each year Monroe County devotes a large portion of the budget to capital projects. This financial investment, combined with the preservation of capital stock, is necessary in order to maintain and expand public facilities and infrastructure. Capital plans are developed in conjunction with the Monroe County Year 2030 Comprehensive Plan.

Each capital project is undertaken to acquire capital assets; defined as new or rehabilitated physical assets that are nonrecurring and have useful lives of more than five years. Examples of capital projects include construction and rehabilitation of public buildings, major street improvements, parks and recreation projects, and acquisition of fire trucks.

Monroe County's *Capital Projects Plan* is a multiyear plan that identifies each proposed capital project to be undertaken, the year in which it will be started, and the proposed method of financing the expenditures. This information is presented in summary form, by year, and disaggregated by funding source.

The *Capital Projects Plan* should not be confused with the capital budget. The capital budget represents the first year of the capital projects plan and is legally adopted by the Board of County Commissioners annually each fall. Projects and financing sources listed in the *Capital Projects Plan* beyond the current year are not authorized until the annual budgets for those "out years" are legally adopted.

The basic functions of the *Capital Projects Plan* are described as follows:

**Formal mechanism for decision making**. The *Capital Projects Plan* provides Monroe County with an orderly process for planning and budgeting for capital needs. Answers to questions about what to build, when to build, and how much to spend are provided.

**Link to long-range planning**. The *Capital Projects Plan* is developed, together with the comprehensive land use plan and other long-range, strategic plans. New demands, due to changes in population, employment patterns, demographics, and land use plans, require changes to the community's planning process.

**Financial management tool**. Decisions must be made about the needs of the community, and how much money is available to fund these needs. By providing estimates of revenue sources and possible financing methods, projects can be prioritized to ensure financially constrained capital dollars are efficiently allocated.

**Reporting document**. The *Capital Projects Plan* describes proposed projects and communicates to citizens, businesses, and other interested parties, Monroe County's capital priorities and expected sources of funds for the projects.

In summary, the *Capital Projects Plan* is designed to guide Monroe County's capital planning process, in order to promote financial stability and limit the need for dramatic tax increases, or reallocation of resources from other programs to cover unanticipated capital expenditures.

# FY 2024 Proposed Budget
# Total CIP $88,765,805

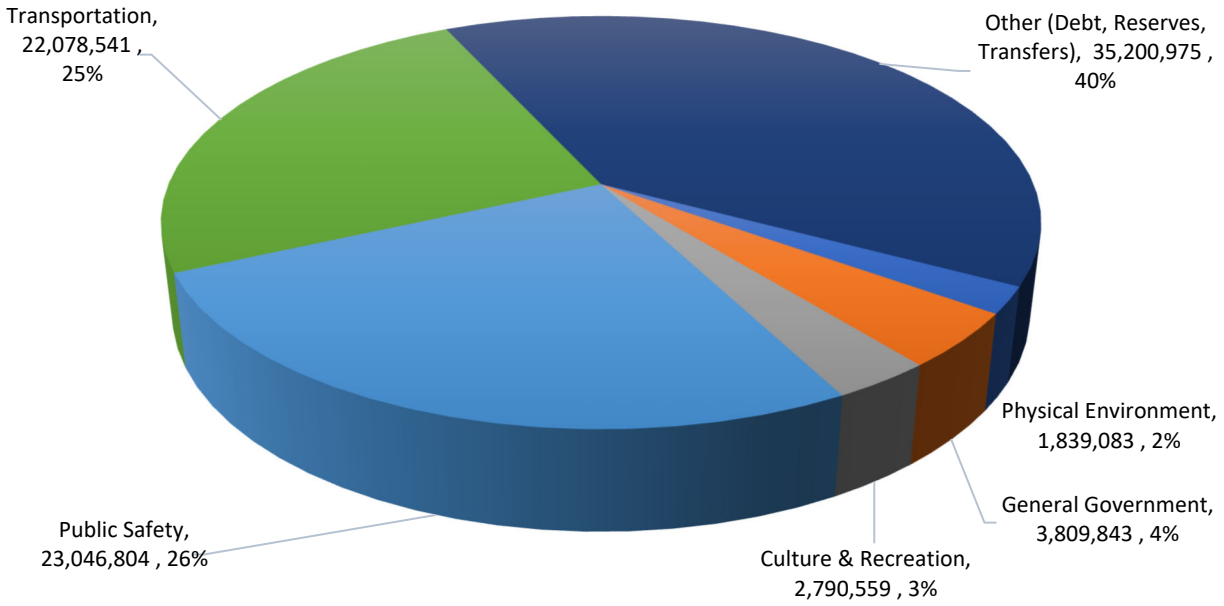


## Five Year CIP Category Summary

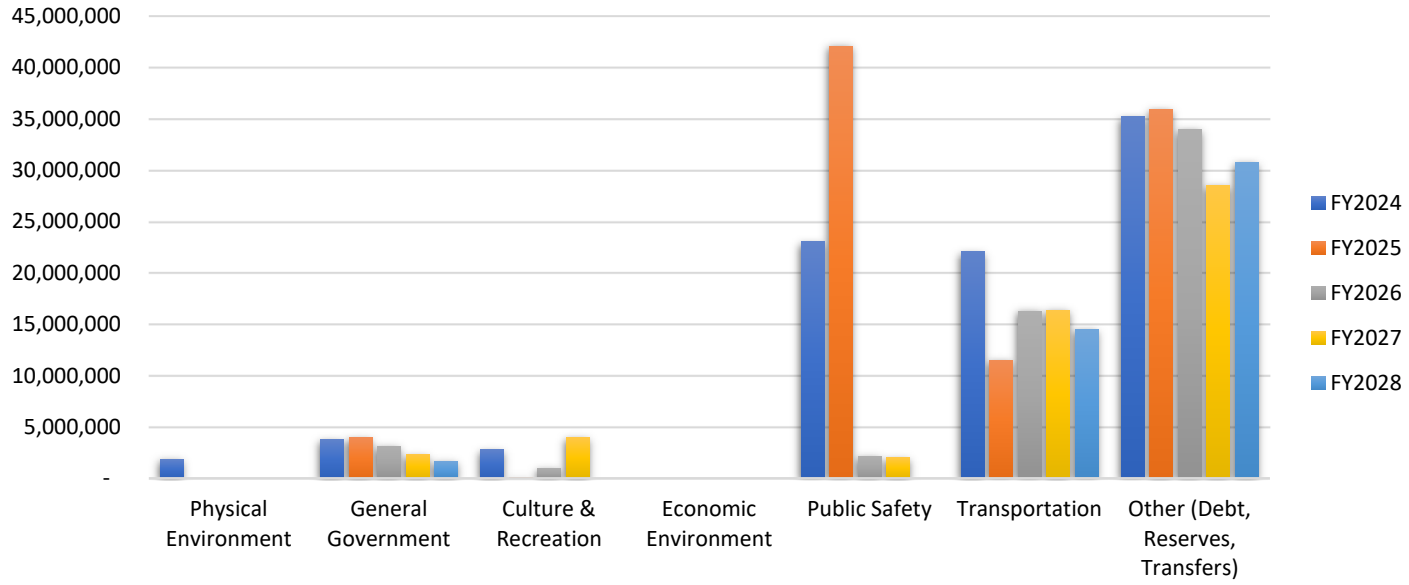

## Capital Improvement Projects Summary Schedule

**Funded by Sales Tax, Gas Taxes & Special Assessments**

| | | | FY2024 Proposed Budget | FY2025 Proposed Budget | FY2026 Proposed Budget | FY2027 Proposed Budget | FY2028 Proposed Budget |
|---|---|---|---|---|---|---|---|
| | | **Revenues** | | | | | |
| **Fund(s)** | | | | | | | |
| 102 | | Total Fuel Tax | 2,975,000 | 2,975,000 | 2,975,000 | 2,975,000 | 2,975,000 |
| 304 | | Total Discrete Sales Tax 1 Cent | 32,000,000 | 32,640,000 | 33,292,800 | 33,958,656 | 34,637,829 |
| 130-135 | | Total Impact Fees | 77,200 | | | | |
| 304 | | Total Special Assessments CAP | 2,785,400 | 2,685,400 | 2,685,400 | 2,685,400 | 2,293,511 |
| 102 | | Total State Shared Fuel Tax | 3,765,000 | 3,765,000 | 3,765,000 | 3,765,000 | 3,765,000 |
| 102 | | Total Services - Transportation | 3,700 | 3,700 | 3,700 | 3,700 | 3,700 |
| 102, 130-135, 304-316 | | Total Interest | 215,931 | 200,000 | 200,000 | 200,000 | 200,000 |
| 304, 316 | | Total Transfer in from Other Funds | 5,145,645 | | | | |
| 304 | | Debt Proceeds | 13,306,800 | 38,193,000 | | | |
| 102, 130-135, 304-316 | | Total Less 5% | (2,091,112) | (2,113,455) | (2,146,095) | (2,179,388) | (2,193,753) |
| 102, 130-135, 304-316 | | Total Fund Balance Forward | 30,582,241 | 15,289,259 | 15,732,467 | 11,784,962 | 5,286,926 |
| ***TOTAL REVENUES*** | | | 88,765,805 | 93,637,904 | 56,508,272 | 53,193,330 | 46,968,213 |
| | | **Appropriations** | | | | | |
| **Fund** | **Cost Center** | **Project Name** | | | | | |
| ***Physical Environment*** | | | | | | | |
| 133 | 30500 | Solid Waste Impact Fees | 135,285 | | | | |
| 316 | 23013 | Land Acquisition | 1,703,798 | | | | |
| | | ***Total Physical Environment*** | 1,839,083 | - | - | - | - |
| ***General Government*** | | | | | | | |
| 304 | 24005 | Jefferson Browne/Jackson Square | 850,000 | 1,313,000 | 1,517,500 | 2,307,500 | 1,650,000 |
| 304 | 24003 | Ocean Reef ILA/Ambulance Purchase | 361,000 | | | | |
| 304 | 24007 | Public Defender/Simonton Property | 326,688 | | | | |
| 304 | 24010 | HMGP Wind Retrofit | 99,223 | 917,128 | 917,128 | | |
| 304 | 24009 | Rockland Key Facility | 1,445,000 | 1,073,000 | | | |
| 304 | 24011 | Gato Building Repairs | 139,370 | | | | |
| 304 | 24015 | HMGP Generators | 137,500 | 668,750 | 668,750 | | |
| 304 | 24016 | Historic Courthouse Envelope Repairs | 451,062 | | | | |
| | | ***Total General Government*** | 3,809,843 | 3,971,878 | 3,103,378 | 2,307,500 | 1,650,000 |
| ***Culture & Recreation*** | | | | | | | |
| 131 | 295* | Parks & Rec Impact Fees (All Districts) | 860,359 | | | | |
| 304 | 25001 | Higgs Beach Atlantic Street Relocation | 100,000 | 100,000 | 1,000,000 | 4,000,000 | |
| 304 | 25005 | Rowell's Marina | 80,200 | | | | |
| 304 | 25009 | Key West Activity Center | 1,750,000 | | | | |
| | | ***Total Culture & Recreation*** | 2,790,559 | 100,000 | 1,000,000 | 4,000,000 | - |
| ***Public Safety*** | | | | | | | |
| 135 | 315* | Fire & EMS Impact Fees (All Districts) | 191,739 | | | | |
| 304 | 26002 | KL Fire Hydrants | 150,000 | 150,000 | 150,000 | | |
| 304 | 26004 | MCSO Generator | 2,780,000 | 616,570 | | | |
| 304 | 26001 | Trauma Star Helicopter Replacement | 13,306,800 | 38,193,000 | | | |
| 304 | 26009 | MCSO Cudjoe Substation | 50,000 | 250,000 | 2,000,000 | 2,000,000 | |
| 304 | 26010 | MCSO Marathon Substation | 660,000 | 1,340,000 | | | |
| 304 | 26013 | Sugarloaf Fire Station | 5,908,265 | 1,541,218 | | | |
| | | ***Total Public Safety*** | 23,046,804 | 42,090,788 | 2,150,000 | 2,000,000 | - |
| ***Transportation*** | | | | | | | |
| 102 | 225* | Roads & Bridges | 8,964,780 | 8,964,780 | 8,964,780 | 8,964,780 | 8,964,780 |
| 102/304 | 22561/27012 | Harbor Drive Bridge | 5,257,282 | 500,000 | | | |
| 102/304 | 22564/27007 | Seaview Ave Bridge | 1,489,089 | | | | |
| 130 | 290* | Roadway Impact Fee (All Districts) | 720,192 | | | | |
| 304 | 27010 | Key Largo III | 1,075,354 | 270,530 | | | |
| 102/304 | 22562/27013 | Sands Subdivision Sea Level Rise | 493,370 | | | | |
| 304 | 27001 | Twin Lakes | 2,000,000 | 1,000,000 | | | |
| 304 | 27020 | Key Deer Blvd North of Watson Road Repair | 300,000 | 300,000 | 3,447,403 | 1,800,000 | |
| 304 | 27015 | No Name Key Bridge Repair | 506,178 | 400,000 | 400,000 | 4,400,000 | 4,400,000 |
| 304 | 27016 | Sugarloaf Blvd Bridge Replacement | | | 3,480,191 | 1,160,064 | |
| 304 | 27018 | Toms Harbor Channel Bridge | 498,039 | | | | |
| 304 | 27019 | Crane Blvd Shared Use Path | | | | | 1,150,000 |
| 304 | 27021 | Conch Key Roads SLR | 324,257 | | | | |
| 304 | 27017 | Stillwright Point | 450,000 | 75,405 | | | |
| | | ***Total Transportation*** | 22,078,541 | 11,510,715 | 16,292,374 | 16,324,844 | 14,514,780 |
| ***Other*** | | | | | | | |
| 102 | | Reserves/Budgeted Transfers - 102 | 2,650,114 | 2,650,114 | 2,650,114 | 2,650,114 | 2,650,114 |
| 304 | | Project Management Admin | 2,891,448 | 2,891,448 | 2,891,448 | 2,891,448 | 2,891,448 |
| 304 | | Finance Miscellaneous | 500,000 | 500,000 | 500,000 | 500,000 | 500,000 |
| 304 | | Big Coppitt Wastwater | 51,680 | 51,680 | 51,680 | 51,680 | 51,680 |
| 304 | | Duck Key Wastewater | 31,000 | 31,000 | 31,000 | 31,000 | 31,000 |
| 304 | | Cudjoe Key Wastewater | 150,000 | 150,000 | 150,000 | 150,000 | 150,000 |
| 304 | | Stock Island MSTU | 10,000 | | | | |
| 304 | | Long Key MSTU | 10,000 | | | | |
| 304 | | Duck Key MSTU | 10,000 | | | | |
| 304 | | Old 7 Mile Bridge | 562,655 | 562,655 | 562,655 | 562,655 | 562,655 |
| 304 | | Reserves - Fund 304 | 5,454,265 | 6,500,000 | 6,500,000 | 6,500,000 | 8,742,338 |
| 304 | | Transfer to Other Funds & Debt Service - Fund 304 | 22,629,813 | 22,627,626 | 20,625,623 | 15,224,089 | 15,224,198 |
| 306 | | Clerk of Court Network System | 100,000 | | | | |
| 316 | | Reserves - Fund 316 | 150,000 | | | | |
| | | ***Total Other*** | 35,200,975 | 35,964,523 | 33,962,520 | 28,560,986 | 30,803,433 |
| ***TOTAL ALL CATEGORIES-APPROPRIATIONS*** | | | 88,765,805 | 93,637,904 | 56,508,272 | 53,193,330 | 46,968,213 |

**Annual budgets for Impact Fees are based on availability of funds.*

| ***AIRPORT RELATED CAPITAL PROJECTS:*** | | | |
|---|---|---|---|
| **Fund** | | | |
| 403 | | Marathon Emergency Operation Center | 8,062,944 |
| 405 | | Key West International Airport Concourse A | 35,401,740 |
| ***TOTAL AIRPORT RELATED PROJECTS FUNDED BY OPERATIONS AND GRANTS*** | | | 43,464,684 |

# Road And Bridge Fund

| Project Categories | Appropriated To Date | FY 2024 Proposed | *Un-Appropriated Subsequent Years* FY 2025 | FY 2026 | FY 2027 | FY 2028 | 5 Year Total | CIP Total |
|---|---|---|---|---|---|---|---|---|
| Fund 102 Road & Bridge County-wide Capital Projects | 14,225,891 | 2,475,227 | 2,475,227 | 2,475,227 | 2,475,227 | 2,475,227 | 12,376,135 | 26,602,026 |
| 102-22002 County Engineer R & B | 545,054 | 1,112,644 | 1,112,644 | 1,112,644 | 1,112,644 | 1,112,644 | 5,563,220 | 6,108,274 |
| 102-22503 Local Opt Gas Tax Projects | 0 | 612,583 | 612,583 | 612,583 | 612,583 | 612,583 | 3,062,915 | 3,062,915 |
| 102-22506 Const Gas Tax Projs 80% | 0 | 650,000 | 650,000 | 650,000 | 650,000 | 650,000 | 3,250,000 | 3,250,000 |
| 102-22544 No Name Key Emg Brdg Repa | 274,009 | 0 | 0 | 0 | 0 | 0 | 0 | 274,009 |
| 102-22548 Paving Backlog | 2,970,195 | 0 | 0 | 0 | 0 | 0 | 0 | 2,970,195 |
| 102-22554 Sugarloaf Boulevard Bridge #9 | 658,655 | 0 | 0 | 0 | 0 | 0 | 0 | 658,655 |
| 102-22555 Garrison Bight Bridge | 3,151 | 0 | 0 | 0 | 0 | 0 | 0 | 3,151 |
| 102-22556 Sustainability-Roads | 1,695,400 | 100,000 | 100,000 | 100,000 | 100,000 | 100,000 | 500,000 | 2,195,400 |
| 102-22560 Bimini Drive Bridge #904603 | 2,594,588 | 0 | 0 | 0 | 0 | 0 | 0 | 2,594,588 |
| 102-22561 Harbor Drive Bridge Replacem | 1,567,880 | 0 | 0 | 0 | 0 | 0 | 0 | 1,567,880 |
| 102-22562 Twin Lakes/Sands SLR Pilot P | 890,506 | 0 | 0 | 0 | 0 | 0 | 0 | 890,506 |
| 102-22564 Seaview Ave Bridge #904606 | 1,261,688 | 0 | 0 | 0 | 0 | 0 | 0 | 1,261,688 |
| 102-22567 Key Largo/Burton Drive Road | 330,817 | 0 | 0 | 0 | 0 | 0 | 0 | 330,817 |
| 102-22568 CR 905 Paving | 984,279 | 0 | 0 | 0 | 0 | 0 | 0 | 984,279 |
| 102-22569 Quarry Partners | 449,669 | 0 | 0 | 0 | 0 | 0 | 0 | 449,669 |
| Fund 102 Road & Bridge Non-Capital | 5,733,045 | 6,489,553 | 6,489,553 | 6,489,553 | 6,489,553 | 6,489,553 | 32,447,765 | 38,180,810 |
| 102-22500 Road Department | 5,733,045 | 6,277,512 | 6,277,512 | 6,277,512 | 6,277,512 | 6,277,512 | 31,387,560 | 37,120,605 |
| 102-22504 Street Lighting, Loc Option Ga | 0 | 212,041 | 212,041 | 212,041 | 212,041 | 212,041 | 1,060,205 | 1,060,205 |
| Fund 102 Road & Bridge Other Appropriations | 408,919 | 2,650,114 | 2,650,114 | 2,650,114 | 2,650,114 | 2,650,114 | 13,250,570 | 13,659,489 |
| 102-85504 Reserves 102 | 0 | 2,241,195 | 2,241,195 | 2,241,195 | 2,241,195 | 2,241,195 | 11,205,975 | 11,205,975 |
| 102-86501 Budgeted Transfers 102 | 408,919 | 408,919 | 408,919 | 408,919 | 408,919 | 408,919 | 2,044,595 | 2,453,514 |
| Total Project Cost | 40,735,710 | 11,614,894 | 11,614,894 | 11,614,894 | 11,614,894 | 11,614,894 | 58,074,470 | 98,810,180 |

| Means of Financing | Appropriated To Date | FY 2024 Proposed | *Un-Appropriated Subsequent Years* FY 2025 | FY 2026 | FY 2027 | FY 2028 | 5 Year Total | CIP Total |
|---|---|---|---|---|---|---|---|---|
| Fund 102 Fuel Taxes | 2,562,960 | 2,975,000 | 2,975,000 | 2,975,000 | 2,975,000 | 2,975,000 | 14,875,000 | 17,437,960 |
| Fund 102 Fund Balance Forward | 14,089,756 | 5,065,879 | 5,065,879 | 5,065,879 | 5,065,879 | 5,065,879 | 25,329,395 | 39,419,151 |
| Fund 102 Interest Income | 0 | 150,000 | 150,000 | 150,000 | 150,000 | 150,000 | 750,000 | 750,000 |
| Fund 102 Less 5% | 0 | -344,685 | -344,685 | -344,685 | -344,685 | -344,685 | -1,723,425 | -1,723,425 |
| Fund 102 Services-Transportation | 0 | 3,700 | 3,700 | 3,700 | 3,700 | 3,700 | 18,500 | 18,500 |
| Fund 102 State Shared Revenues | 3,715,139 | 3,765,000 | 3,765,000 | 3,765,000 | 3,765,000 | 3,765,000 | 18,825,000 | 22,540,139 |
| Total Funding | 20,367,855 | 11,614,894 | 11,614,894 | 11,614,894 | 11,614,894 | 11,614,894 | 58,074,470 | 78,442,325 |

# Monroe County Board of County Commissioners

## Fiscal Years 2024 thru 2028 Capital Improvement Program - CIP Appropriation Plan

Title: **County Engineer R & B**
Project: **102-22002**
Category: **Fund 102 Road & Bridge County-wide Capital Projects**
Status: **Adopted**
Office: **Engineering Services/Roads**
LMS: **N/A**

### Comprehensive Plan Information

**CIE Project:** N/A
**Plan Reference:**
**LOS/Concurrency:** N/A
**Project Need:** N/A

### Project Location

**District:**
**Location:** Countywide

### Programmed Funding

| Programmed Funding | Appropriated To Date | Budgeted FY 2024 | *Non-Appropriated Programmed CIP Funding* FY 2025 | FY 2026 | FY 2027 | FY 2028 | Future Funding |
|---|---|---|---|---|---|---|---|
| 6,108,274 | 545,054 | 1,112,644 | 1,112,644 | 1,112,644 | 1,112,644 | 1,112,644 | (2,187,888) |

### Description and Scope

### Rationale

### Project Map

### Schedule of Activities

| Project Activities | From - To | Amount |
|---|---|---|
| Project Management | 10/19 - 09/24 | 3,920,386 |
| | **Total Budgetary Cost Estimate:** | **3,920,386** |

### Means of Financing

| Funding Source | Amount |
|---|---|
| Fund 102 Fuel Taxes | 3,420,054 |
| Fund 102 Fund Balance Forward | 2,688,220 |
| **Total Programmed Funding:** | **6,108,274** |
| **Future Funding Requirements:** | **(2,187,888)** |

# Monroe County Board of County Commissioners

## Fiscal Years 2024 thru 2028 Capital Improvement Program - CIP Appropriation Plan

Title: **Road Department**
Project: **102-22500**
Category: **Fund 102 Road & Bridge Non-Capital**
Status: **Adopted**
Office: **Engineering Services/Roads**
LMS: **N/A**

### Comprehensive Plan Information

**CIE Project:** N/A
**Plan Reference:**
**LOS/Concurrency:** N/A
**Project Need:** N/A

### Project Location

**District:**
**Location:** Countywide

### Programmed Funding

| Programmed Funding | Appropriated To Date | Budgeted FY 2024 | *Non-Appropriated Programmed CIP Funding* FY 2025 | FY 2026 | FY 2027 | FY 2028 | Future Funding |
|---|---|---|---|---|---|---|---|
| 37,120,605 | 5,733,045 | 6,277,512 | 6,277,512 | 6,277,512 | 6,277,512 | 6,277,512 | (26,376,848) |

### Description and Scope

### Rationale

### Project Map

### Schedule of Activities

| Project Activities | From - To | Amount |
|---|---|---|
| Project Management | 10/15 - 09/20 | 10,743,757 |
| | **Total Budgetary Cost Estimate:** | **10,743,757** |

### Means of Financing

| Funding Source | Amount |
|---|---|
| Fund 102 Fuel Taxes | 14,017,906 |
| Fund 102 Fund Balance Forward | 562,560 |
| Fund 102 State Shared Revenues | 22,540,139 |
| **Total Programmed Funding:** | **37,120,605** |
| **Future Funding Requirements:** | **(26,376,848)** |

# Monroe County Board of County Commissioners

## Fiscal Years 2024 thru 2028 Capital Improvement Program - CIP Appropriation Plan

Title: **Local Opt Gas Tax Projects**
Project: **102-22503**
Category: **Fund 102 Road & Bridge County-wide Capital Projects**
Status: **Adopted**
Office: **Engineering Services/Roads**
LMS: **N/A**

| Comprehensive Plan Information | | Project Location | |
|---|---|---|---|
| **CIE Project:** N/A | **Plan Reference:** | **District:** | |
| **LOS/Concurrency:** N/A | **Project Need:** N/A | **Location:** | |

**Programmed Funding**

| Programmed Funding | Appropriated To Date | Budgeted FY 2024 | *Non-Appropriated Programmed CIP Funding* FY 2025 | FY 2026 | FY 2027 | FY 2028 | Future Funding |
|---|---|---|---|---|---|---|---|
| 3,062,915 | 0 | 612,583 | 612,583 | 612,583 | 612,583 | 612,583 | (904,969) |

**Description and Scope**

**Rationale**

**Project Map**

**Schedule of Activities**

| Project Activities | From - To | Amount |
|---|---|---|
| Project Management | 10/15 - 09/20 | 2,157,946 |
| | **Total Budgetary Cost Estimate:** | **2,157,946** |

**Means of Financing**

| Funding Source | Amount |
|---|---|
| Fund 102 Fund Balance Forward | 3,062,915 |
| **Total Programmed Funding:** | **3,062,915** |
| **Future Funding Requirements:** | **(904,969)** |

# Monroe County Board of County Commissioners

## Fiscal Years 2024 thru 2028 Capital Improvement Program - CIP Appropriation Plan

Title: **Street Lighting, Loc Option Gas Tax**
Project: **102-22504**
Category: **Fund 102 Road & Bridge Non-Capital**
Status: **Adopted**
Office: **Engineering Services/Roads**
LMS: **N/A**

### Comprehensive Plan Information

**CIE Project:** N/A
**Plan Reference:**
**LOS/Concurrency:** N/A
**Project Need:** N/A

### Project Location

**District:**
**Location:** Countywide

### Programmed Funding

| Programmed Funding | Appropriated To Date | Budgeted FY 2024 | *Non-Appropriated Programmed CIP Funding* FY 2025 | FY 2026 | FY 2027 | FY 2028 | Future Funding |
|---|---|---|---|---|---|---|---|
| 1,060,205 | 0 | 212,041 | 212,041 | 212,041 | 212,041 | 212,041 | 395,855 |

### Description and Scope

### Rationale

### Project Map

### Schedule of Activities

| Project Activities | From - To | Amount |
|---|---|---|
| Project Management | 10/15 - 09/20 | 1,456,060 |
| **Total Budgetary Cost Estimate:** | | **1,456,060** |

### Means of Financing

| Funding Source | Amount |
|---|---|
| Fund 102 Fund Balance Forward | 1,060,205 |
| **Total Programmed Funding:** | **1,060,205** |
| **Future Funding Requirements:** | **395,855** |

# Monroe County Board of County Commissioners

## Fiscal Years 2024 thru 2028 Capital Improvement Program - CIP Appropriation Plan

Title: **Const Gas Tax Projs 80%**
Project: **102-22506**
Category: **Fund 102 Road & Bridge County-wide Capital Projects**
Status: **Adopted**
Office: **Engineering Services/Roads**
LMS: **N/A**

### Comprehensive Plan Information

**CIE Project:** N/A
**Plan Reference:**
**LOS/Concurrency:** N/A
**Project Need:** N/A

### Project Location

**District:**
**Location:**

### Programmed Funding

| Programmed Funding | Appropriated To Date | Budgeted FY 2024 | *Non-Appropriated Programmed CIP Funding* FY 2025 | FY 2026 | FY 2027 | FY 2028 | Future Funding |
|---|---|---|---|---|---|---|---|
| 3,250,000 | 0 | 650,000 | 650,000 | 650,000 | 650,000 | 650,000 | (1,185,346) |

### Description and Scope

### Rationale

### Project Map

### Schedule of Activities

| Project Activities | From - To | Amount |
|---|---|---|
| Project Management | 10/15 - 09/20 | 2,064,654 |
| | **Total Budgetary Cost Estimate:** | **2,064,654** |

### Means of Financing

| Funding Source | Amount |
|---|---|
| Fund 102 Fund Balance Forward | 3,250,000 |
| **Total Programmed Funding:** | **3,250,000** |
| **Future Funding Requirements:** | **(1,185,346)** |

# Monroe County Board of County Commissioners

## Fiscal Years 2024 thru 2028 Capital Improvement Program - CIP Appropriation Plan

Title: **No Name Key Emg Brdg Repair**
Project: **102-22544**
Category: **Fund 102 Road & Bridge County-wide Capital Projects**
Status: **Proposed**
Office: **Engineering Services/Roads**
LMS: **N/A**

### Comprehensive Plan Information

**CIE Project:** N/A
**Plan Reference:**
**LOS/Concurrency:** N/A
**Project Need:** N/A

### Project Location

**District:**
**Location:** No Name Key

### Programmed Funding

| Programmed Funding | Appropriated To Date | Budgeted FY 2024 | *Non-Appropriated Programmed CIP Funding* FY 2025 | FY 2026 | FY 2027 | FY 2028 | Future Funding |
|---|---|---|---|---|---|---|---|
| 274,009 | 274,009 | 0 | 0 | 0 | 0 | 0 | (274,009) |

### Description and Scope

Emergency repairs to No Name Key Bridge.

### Rationale

### Project Map



### Schedule of Activities

| Project Activities | From - To | Amount |
|---|---|---|
| **Total Budgetary Cost Estimate:** | | **0** |

### Means of Financing

| Funding Source | Amount |
|---|---|
| Fund 102 Fund Balance Forward | 274,009 |
| **Total Programmed Funding:** | **274,009** |
| **Future Funding Requirements:** | **(274,009)** |

# Monroe County Board of County Commissioners

## Fiscal Years 2024 thru 2028 Capital Improvement Program - CIP Appropriation Plan

Title: **Paving Backlog**
Project: **102-22548**
Category: **Fund 102 Road & Bridge County-wide Capital Projects**
Status: **Adopted**
Office: **Engineering Services/Roads**
LMS: **N/A**

### Comprehensive Plan Information

**CIE Project:** N/A
**Plan Reference:**
**LOS/Concurrency:** N/A
**Project Need:** N/A

### Project Location

**District:**
**Location:**

### Programmed Funding

| Programmed Funding | Appropriated To Date | Budgeted FY 2024 | *Non-Appropriated Programmed CIP Funding* FY 2025 | FY 2026 | FY 2027 | FY 2028 | Future Funding |
|---|---|---|---|---|---|---|---|
| 2,970,195 | 2,970,195 | 0 | 0 | 0 | 0 | 0 | 52,594 |

### Description and Scope

Key Largo I Road Improvement Projects Total project $1,830,000
Includes roads in Dove Creek, Seaside and Bay Haven subdivisions

Key Largo II Road Improvement Projects Total Project $1,966,000
Includes roads in Bay Harbor Sunset Point, Sunrise Point addition, Sunrise Point Revised plat, Lime Grove estates and Rays Cuda Canal subdivisions.

### Rationale

Projects are part of the 5 year paving plan.

### Project Map

### Schedule of Activities

| Project Activities | From - To | Amount |
|---|---|---|
| Road Paving | 10/14 - 09/19 | 3,022,789 |
| **Total Budgetary Cost Estimate:** | | **3,022,789** |

### Means of Financing

| Funding Source | Amount |
|---|---|
| Fund 102 Fund Balance Forward | 2,970,195 |
| **Total Programmed Funding:** | **2,970,195** |
| **Future Funding Requirements:** | **52,594** |

# Monroe County Board of County Commissioners

## Fiscal Years 2024 thru 2028 Capital Improvement Program - CIP Appropriation Plan

Title: **Sugarloaf Boulevard Bridge #904153**
Project: **102-22554**
Category: **Fund 102 Road & Bridge County-wide Capital Projects**
Status: **Proposed**
Office: **Engineering Services/Roads**
LMS: **N/A**

### Comprehensive Plan Information

**CIE Project:** Yes
**Plan Reference:**
**LOS/Concurrency:** N/A
**Project Need:** Growth

### Project Location

**District:**
**Location:** Sugarloaf Key

### Programmed Funding

| Programmed Funding | Appropriated To Date | Budgeted FY 2024 | *Non-Appropriated Programmed CIP Funding* FY 2025 | FY 2026 | FY 2027 | FY 2028 | Future Funding |
|---|---|---|---|---|---|---|---|
| 658,655 | 658,655 | 0 | 0 | 0 | 0 | 0 | 3,334,473 |

### Description and Scope

New bridge will have 70 year lifespan.

### Rationale

Decision made to replace bridge vs. repair that would extend life of bridge 15-20 year. New bridge will have 70 year lifespan and will be single span bridge that eliminates intermediate piles in the water.

### Project Map

### Schedule of Activities

| Project Activities | From - To | Amount |
|---|---|---|
| Design/Engineering | 10/20 - 09/21 | 683,897 |
| CEI | 10/20 - 09/22 | 396,000 |
| Construction | 10/20 - 09/22 | 2,913,231 |
| **Total Budgetary Cost Estimate:** | | **3,993,128** |

### Means of Financing

| Funding Source | Amount |
|---|---|
| Fund 102 Fund Balance Forward | 658,655 |
| **Total Programmed Funding:** | **658,655** |
| **Future Funding Requirements:** | **3,334,473** |

# Monroe County Board of County Commissioners

## Fiscal Years 2024 thru 2028 Capital Improvement Program - CIP Appropriation Plan

Title: **Garrison Bight Bridge**
Project: **102-22555**
Category: **Fund 102 Road & Bridge County-wide Capital Projects**
Status: **Proposed**
Office: **Engineering Services/Roads**
LMS: **N/A**

### Comprehensive Plan Information

**CIE Project:** N/A
**Plan Reference:**
**LOS/Concurrency:** N/A
**Project Need:** N/A

### Project Location

**District:**
**Location:** Garrison Bight

### Programmed Funding

| Programmed Funding | Appropriated To Date | Budgeted FY 2024 | *Non-Appropriated Programmed CIP Funding* FY 2025 | FY 2026 | FY 2027 | FY 2028 | Future Funding |
|---|---|---|---|---|---|---|---|
| 3,151 | 3,151 | 0 | 0 | 0 | 0 | 0 | 0 |

### Description and Scope

### Rationale

### Project Map

### Schedule of Activities

| Project Activities | From - To | Amount |
|---|---|---|
| Project Management | 10/15 - 09/24 | 3,151 |
| | **Total Budgetary Cost Estimate:** | **3,151** |

### Means of Financing

| Funding Source | Amount |
|---|---|
| Fund 102 Fund Balance Forward | 3,151 |
| **Total Programmed Funding:** | **3,151** |
| **Future Funding Requirements:** | **0** |

# Monroe County Board of County Commissioners

## Fiscal Years 2024 thru 2028 Capital Improvement Program - CIP Appropriation Plan

Title: **Sustainability-Roads**
Project: **102-22556**
Category: **Fund 102 Road & Bridge County-wide Capital Projects**
Status: **Proposed**
Office: **County Administrator**
LMS: **N/A**

### Comprehensive Plan Information

**CIE Project:** N/A
**Plan Reference:**
**LOS/Concurrency:** N/A
**Project Need:** N/A

### Project Location

**District:**
**Location:** County-wide

### Programmed Funding

| Programmed Funding | Appropriated To Date | Budgeted FY 2024 | *Non-Appropriated Programmed CIP Funding* FY 2025 | FY 2026 | FY 2027 | FY 2028 | Future Funding |
|---|---|---|---|---|---|---|---|
| **2,195,400** | **1,695,400** | **100,000** | **100,000** | **100,000** | **100,000** | **100,000** | **(109,113)** |

### Description and Scope

Lidar for Sustainability - $573,866
Roads Analysis - $1.5 Million

### Rationale

### Project Map

### Schedule of Activities

| Project Activities | From - To | Amount |
|---|---|---|
| Other | 10/16 - 09/21 | 2,086,287 |
| | **Total Budgetary Cost Estimate:** | **2,086,287** |

### Means of Financing

| Funding Source | Amount |
|---|---|
| Fund 102 Fund Balance Forward | 2,195,400 |
| **Total Programmed Funding:** | **2,195,400** |
| **Future Funding Requirements:** | **(109,113)** |

# Monroe County Board of County Commissioners

## Fiscal Years 2024 thru 2028 Capital Improvement Program - CIP Appropriation Plan

Title: **Bimini Drive Bridge #904603 Replace**
Project: **102-22560**
Category: **Fund 102 Road & Bridge County-wide Capital Projects**
Status: **Proposed**
Office: **Engineering Services/Roads**
LMS: **N/A**

### Comprehensive Plan Information

**CIE Project:** N/A
**Plan Reference:**
**LOS/Concurrency:** N/A
**Project Need:** N/A

### Project Location

**District:**
**Location:** Duck Key

### Programmed Funding

| Programmed Funding | Appropriated To Date | Budgeted FY 2024 | *Non-Appropriated Programmed CIP Funding* FY 2025 | FY 2026 | FY 2027 | FY 2028 | Future Funding |
|---|---|---|---|---|---|---|---|
| 2,594,588 | 2,594,588 | 0 | 0 | 0 | 0 | 0 | 1,173,789 |

### Description and Scope

Bimini Bridge was constructed in 1955 and has reached the end of useful life. Its narrow deck and arched geometry make it difficult for use by cyclists and pedestrians. The replacement project will consider the bridge's unique decorative features.

### Rationale

.

### Funding Strategy

Gas Tax Roads and Bridge Fund 102
Impact Fees (District 3 trans) 2

### Project Map

### Schedule of Activities

| Project Activities | From - To | Amount |
|---|---|---|
| Design/Engineering | 10/19 - 09/22 | 736,191 |
| CEI | 10/20 - 09/22 | 400,000 |
| Construction | 10/20 - 09/22 | 2,632,186 |
| **Total Budgetary Cost Estimate:** | | **3,768,377** |

### Means of Financing

| Funding Source | Amount |
|---|---|
| Fund 102 Fund Balance Forward | 2,594,588 |
| **Total Programmed Funding:** | **2,594,588** |
| **Future Funding Requirements:** | **1,173,789** |

# Monroe County Board of County Commissioners

## Fiscal Years 2024 thru 2028 Capital Improvement Program - CIP Appropriation Plan

Title: **Harbor Drive Bridge Replacement**
Project: **102-22561**
Category: **Fund 102 Road & Bridge County-wide Capital Projects**
Status: **Proposed**
Office: **Engineering Services/Roads**
LMS: **N/A**

### Comprehensive Plan Information

**CIE Project:** N/A
**Plan Reference:**
**LOS/Concurrency:** N/A
**Project Need:** N/A

### Project Location

**District:**
**Location:** Duck Key

### Programmed Funding

| Programmed Funding | Appropriated To Date | Budgeted FY 2024 | *Non-Appropriated Programmed CIP Funding* FY 2025 | FY 2026 | FY 2027 | FY 2028 | Future Funding |
|---|---|---|---|---|---|---|---|
| 1,567,880 | 1,567,880 | 0 | 0 | 0 | 0 | 0 | 1,747,120 |

### Description and Scope

Harbor Drive bridge was constructed in 1955 and has reached the end of useful life. Its narrow deck and arched geometry make it difficult for use by cyclists and pedestrians. The replacement project will consider the bridge's unique decorative features.

### Rationale

### Project Map

### Schedule of Activities

| Project Activities | From - To | Amount |
|---|---|---|
| Design/Engineering | 10/19 - 09/20 | 655,000 |
| CEI | 10/18 - 09/24 | 360,000 |
| Construction | 10/18 - 09/24 | 2,300,000 |
| **Total Budgetary Cost Estimate:** | | **3,315,000** |

### Means of Financing

| Funding Source | Amount |
|---|---|
| Fund 102 Fund Balance Forward | 1,567,880 |
| **Total Programmed Funding:** | **1,567,880** |
| **Future Funding Requirements:** | **1,747,120** |

# Monroe County Board of County Commissioners

## Fiscal Years 2024 thru 2028 Capital Improvement Program - CIP Appropriation Plan

Title: **Twin Lakes/Sands SLR Pilot Project**
Project: **102-22562**
Category: **Fund 102 Road & Bridge County-wide Capital Projects**
Status: **Proposed**
Office: **Engineering Services/Roads**
LMS: **A**

### Comprehensive Plan Information

**CIE Project:** Yes
**Plan Reference:** Goal 12.01
**LOS/Concurrency:** Yes
**Project Need:** Growth, Deficiency

### Project Location

**District:**
**Location:** Key Largo and Big Pine Key

### Programmed Funding

| Programmed Funding | Appropriated To Date | Budgeted FY 2024 | *Non-Appropriated Programmed CIP Funding* FY 2025 | FY 2026 | FY 2027 | FY 2028 | Future Funding |
|---|---|---|---|---|---|---|---|
| 890,506 | 890,506 | 0 | 0 | 0 | 0 | 0 | 14,648,794 |

### Description and Scope

In response to king tide flooding in fall 2015, the county undertook a pilot project in two communities to evaluate alternatives for sea level rise adaptation. Final results were presented to the BOCC in January 2017. The BOCC directed staff to include funding requests for the engineering design and construction of the recommended alternative in the next (FY 2018) budget cycle.

Twin Lakes recommended alternative - raise road to el. 6" NAVD 88.
Sands Subdivision recommended alternative - raise road to el. 12" NAVD 88.
Construct stormwater collection pump/treat/discharge in both neighborhoods.

### Rationale

### Project Map

### Schedule of Activities

| Project Activities | From - To | Amount |
|---|---|---|
| Design/Engineering | 10/17 - 09/23 | 545,771 |
| CEI | 10/18 - 09/22 | 1,139,815 |
| Construction | 10/18 - 09/22 | 13,812,964 |
| Other | 10/19 - 09/20 | 40,750 |
| **Total Budgetary Cost Estimate:** | | **15,539,300** |

### Means of Financing

| Funding Source | Amount |
|---|---|
| Fund 102 Fund Balance Forward | 890,506 |
| **Total Programmed Funding:** | **890,506** |
| **Future Funding Requirements:** | **14,648,794** |

# Monroe County Board of County Commissioners

## Fiscal Years 2024 thru 2028 Capital Improvement Program - CIP Appropriation Plan

Title: **Seaview Ave Bridge #904606**
Project: **102-22564**
Category: **Fund 102 Road & Bridge County-wide Capital Projects**
Status: **Proposed**
Office: **Engineering Services/Roads**
LMS: **N/A**

### Comprehensive Plan Information

**CIE Project:** N/A
**Plan Reference:**
**LOS/Concurrency:** N/A
**Project Need:** N/A

### Project Location

**District:**
**Location:** Duck Key

### Programmed Funding

| Programmed Funding | Appropriated To Date | Budgeted FY 2024 | *Non-Appropriated Programmed CIP Funding* FY 2025 | FY 2026 | FY 2027 | FY 2028 | Future Funding |
|---|---|---|---|---|---|---|---|
| 1,261,688 | 1,261,688 | 0 | 0 | 0 | 0 | 0 | 2,053,312 |

### Description and Scope

Seaview Drive was constructed in 1955 and has reached the end of useful life. Its narrow deck and arched geometry make it difficult for use by cyclists and pedestrians. The replacement project will consider the bridge's unique decorative features. Bridge needs to be replaced. The Bridge inspection report received June, 2020 indicated that the bridge rating had dropped significantly since 2018 inspection cycle. Engineering design and permitting should begin as soon as possible (est. duration 2 years due to permitting) so that construction of the replacement may begin as soon as construction of Bimini Drive Bridge is completed (estimated timeframe summer/fall 2022).

### Rationale

### Project Map

### Schedule of Activities

| Project Activities | From - To | Amount |
|---|---|---|
| Design/Engineering | 10/20 - 09/24 | 655,000 |
| CEI | 10/20 - 09/24 | 360,000 |
| Construction | 10/20 - 09/24 | 2,300,000 |
| **Total Budgetary Cost Estimate:** | | **3,315,000** |

### Means of Financing

| Funding Source | Amount |
|---|---|
| Fund 102 Fund Balance Forward | 1,261,688 |
| **Total Programmed Funding:** | **1,261,688** |
| **Future Funding Requirements:** | **2,053,312** |

# Monroe County Board of County Commissioners

## Fiscal Years 2024 thru 2028 Capital Improvement Program - CIP Appropriation Plan

Title: **Key Largo/Burton Drive Road**
Project: **102-22567**
Category: **Fund 102 Road & Bridge County-wide Capital Projects**
Status: **Proposed**
Office: **Engineering Services/Roads**
LMS: **N/A**

### Comprehensive Plan Information

**CIE Project:** N/A
**Plan Reference:**
**LOS/Concurrency:** N/A
**Project Need:** N/A

### Project Location

**District:**
**Location:**

### Programmed Funding

| Programmed Funding | Appropriated To Date | Budgeted FY 2024 | *Non-Appropriated Programmed CIP Funding* FY 2025 | FY 2026 | FY 2027 | FY 2028 | Future Funding |
|---|---|---|---|---|---|---|---|
| 330,817 | 330,817 | 0 | 0 | 0 | 0 | 0 | 2,055,238 |

### Description and Scope

The next anticipated project in the five year road improvement program.

### Rationale

### Funding Strategy

One Cent Infrastructure Sales Tax Fund 304.

### Operating Budget Impacts

There is no operating budget impact in the current five year outlook.

### Project Map



### Schedule of Activities

| Project Activities | From - To | Amount |
|---|---|---|
| Design/Engineering | 10/19 - 09/21 | 356,055 |
| CEI | 10/19 - 09/21 | 225,000 |
| Construction | 10/19 - 09/20 | 1,805,000 |
| | **Total Budgetary Cost Estimate:** | **2,386,055** |

### Means of Financing

| Funding Source | Amount |
|---|---|
| Fund 102 Fund Balance Forward | 330,817 |
| **Total Programmed Funding:** | **330,817** |
| **Future Funding Requirements:** | **2,055,238** |

# Monroe County Board of County Commissioners

## Fiscal Years 2024 thru 2028 Capital Improvement Program - CIP Appropriation Plan

Title: **CR 905 Paving**
Project: **102-22568**
Category: **Fund 102 Road & Bridge County-wide Capital Projects**
Status: **Adopted**
Office: **Engineering Services/Roads**
LMS:

| Comprehensive Plan Information | | Project Location | |
|---|---|---|---|
| **CIE Project:** | **Plan Reference:** | **District:** | |
| **LOS/Concurrency:** | **Project Need:** | **Location:** | |

**Programmed Funding**

| Programmed Funding | Appropriated To Date | Budgeted FY 2024 | *Non-Appropriated Programmed CIP Funding* FY 2025 | FY 2026 | FY 2027 | FY 2028 | Future Funding |
|---|---|---|---|---|---|---|---|
| 984,279 | 984,279 | 0 | 0 | 0 | 0 | 0 | 0 |

**Description and Scope**

**Rationale**

**Project Map**

**Schedule of Activities**

| Project Activities | From - To | Amount |
|---|---|---|
| Road Paving | 10/18 - 09/19 | 984,279 |
| | **Total Budgetary Cost Estimate:** | **984,279** |

**Means of Financing**

| Funding Source | Amount |
|---|---|
| Fund 102 Fund Balance Forward | 984,279 |
| **Total Programmed Funding:** | **984,279** |
| **Future Funding Requirements:** | **0** |

# Monroe County Board of County Commissioners

## Fiscal Years 2024 thru 2028 Capital Improvement Program - CIP Appropriation Plan

Title: **Quarry Partners**
Project: **102-22569**
Category: **Fund 102 Road & Bridge County-wide Capital Projects**
Status: **Adopted**
Office: **Engineering Services/Roads**
LMS: **N/A**

### Comprehensive Plan Information

**CIE Project:** N/A
**Plan Reference:**
**LOS/Concurrency:** N/A
**Project Need:** N/A

### Project Location

**District:**
**Location:**

### Programmed Funding

| Programmed Funding | Appropriated To Date | Budgeted FY 2024 | *Non-Appropriated Programmed CIP Funding* FY 2025 | FY 2026 | FY 2027 | FY 2028 | Future Funding |
|---|---|---|---|---|---|---|---|
| 449,669 | 449,669 | 0 | 0 | 0 | 0 | 0 | 599,558 |

### Description and Scope

### Rationale

### Project Map

### Schedule of Activities

| Project Activities | From - To | Amount |
|---|---|---|
| Road Paving | 10/18 - 09/20 | 1,049,227 |
| | **Total Budgetary Cost Estimate:** | **1,049,227** |

### Means of Financing

| Funding Source | Amount |
|---|---|
| Fund 102 Fund Balance Forward | 449,669 |
| **Total Programmed Funding:** | **449,669** |
| **Future Funding Requirements:** | **599,558** |

# Monroe County Board of County Commissioners

## Fiscal Years 2024 thru 2028 Capital Improvement Program - CIP Appropriation Plan

Title: **Reserves 102**
Project: **102-85504**
Category: **Fund 102 Road & Bridge Other Appropriations**
Status: **Adopted**
Office: **B.O.C.C.**
LMS: **N/A**

| Comprehensive Plan Information | | Project Location | |
|---|---|---|---|
| **CIE Project:** N/A | **Plan Reference:** | **District:** | |
| **LOS/Concurrency:** N/A | **Project Need:** N/A | **Location:** | |

**Programmed Funding**

| Programmed Funding | Appropriated To Date | Budgeted FY 2024 | *Non-Appropriated Programmed CIP Funding* FY 2025 | FY 2026 | FY 2027 | FY 2028 | Future Funding |
|---|---|---|---|---|---|---|---|
| 11,205,975 | 0 | 2,241,195 | 2,241,195 | 2,241,195 | 2,241,195 | 2,241,195 | 20,306,678 |

**Description and Scope**

Reserves, Contingency and Cash Balance

**Rationale**

**Project Map**

**Schedule of Activities**

| Project Activities | From - To | Amount |
|---|---|---|
| Project Management | 10/19 - 09/24 | 31,512,653 |
| | **Total Budgetary Cost Estimate:** | **31,512,653** |

**Means of Financing**

| Funding Source | Amount |
|---|---|
| Fund 102 Fund Balance Forward | 12,911,900 |
| Fund 102 Less 5% | (1,723,425) |
| Fund 102 Services-Transportation | 17,500 |
| **Total Programmed Funding:** | **11,205,975** |
| **Future Funding Requirements:** | **20,306,678** |

# Monroe County Board of County Commissioners

## Fiscal Years 2024 thru 2028 Capital Improvement Program - CIP Appropriation Plan

Title: **Budgeted Transfers 102**
Project: **102-86501**
Category: **Fund 102 Road & Bridge Other Appropriations**
Status: **Adopted**
Office: **B.O.C.C.**
LMS: **N/A**

### Comprehensive Plan Information

**CIE Project:** N/A
**Plan Reference:**
**LOS/Concurrency:** N/A
**Project Need:** N/A

### Project Location

**District:**
**Location:**

### Programmed Funding

| Programmed Funding | Appropriated To Date | Budgeted FY 2024 | *Non-Appropriated Programmed CIP Funding* FY 2025 | FY 2026 | FY 2027 | FY 2028 | Future Funding |
|---|---|---|---|---|---|---|---|
| 2,453,514 | 408,919 | 408,919 | 408,919 | 408,919 | 408,919 | 408,919 | 837,427 |

### Description and Scope

Budgeted Transfers for Cost Allocation - 590910
Budgeted Transfers For Grant Matches - 590125
Key Largo II SCOP Grant 25% - $445,782
SFWMD Grant 50% $75,000
Budgeted Transfers for Cudjoe Reg. WW -590312
Paving Total $6,000,000

### Rationale

### Project Map

### Schedule of Activities

| Project Activities | From - To | Amount |
|---|---|---|
| Grant Match | 10/15 - 09/16 | 837,427 |
| Cost Allocation | 10/14 - 09/20 | 2,453,514 |
| | **Total Budgetary Cost Estimate:** | **3,290,941** |

### Means of Financing

| Funding Source | Amount |
|---|---|
| Fund 102 Fund Balance Forward | 1,702,514 |
| Fund 102 Interest Income | 750,000 |
| Fund 102 Services-Transportation | 1,000 |
| **Total Programmed Funding:** | **2,453,514** |
| **Future Funding Requirements:** | **837,427** |

# Impact Fees Fund - Roadway

| Project Categories | Appropriated To Date | FY 2024 Proposed | *Un-Appropriated Subsequent Years* FY 2025 | FY 2026 | FY 2027 | FY 2028 | 5 Year Total | CIP Total |
|---|---|---|---|---|---|---|---|---|
| Fund 130 Impact Fees Fund - Roadways | 1,520,872 | 720,192 | 0 | 0 | 0 | 0 | 720,192 | 2,241,064 |
| 130-29000 County-wide Roadway Project | 0 | 23,279 | 0 | 0 | 0 | 0 | 23,279 | 23,279 |
| 130-29001 District 1 Roadway Projects | 211,194 | 20,900 | 0 | 0 | 0 | 0 | 20,900 | 232,094 |
| 130-29002 District 2 Roadway Projects | 0 | 302,299 | 0 | 0 | 0 | 0 | 302,299 | 302,299 |
| 130-29003 District 3 Roadway Projects | 0 | 329,686 | 0 | 0 | 0 | 0 | 329,686 | 329,686 |
| 130-29004 Key Colony Bch Roadway Proj | 0 | 44,028 | 0 | 0 | 0 | 0 | 44,028 | 44,028 |
| 130-29017 Bimini Drive Bridge Replacem | 1,295,300 | 0 | 0 | 0 | 0 | 0 | 0 | 1,295,300 |
| 130-29018 Cudjoe Gardens Trail (FKOHT | 14,378 | 0 | 0 | 0 | 0 | 0 | 0 | 14,378 |
| Total Project Cost | 3,041,744 | 720,192 | 0 | 0 | 0 | 0 | 720,192 | 3,761,936 |

| Means of Financing | Appropriated To Date | FY 2024 Proposed | *Un-Appropriated Subsequent Years* FY 2025 | FY 2026 | FY 2027 | FY 2028 | 5 Year Total | CIP Total |
|---|---|---|---|---|---|---|---|---|
| Fund 130 District 1 Impact Fees- Roadway | 0 | 20,000 | 0 | 0 | 0 | 0 | 20,000 | 20,000 |
| Fund 130 District 2 Impact Fees- Roadway | 0 | 2,500 | 0 | 0 | 0 | 0 | 2,500 | 2,500 |
| Fund 130 District 3 Impact Fees- Roadways | 0 | 20,000 | 0 | 0 | 0 | 0 | 20,000 | 20,000 |
| Fund 130 Fund Balance | 1,520,872 | 669,842 | 0 | 0 | 0 | 0 | 669,842 | 2,190,714 |
| FUND 130 Interest Earned | 0 | 10,500 | 0 | 0 | 0 | 0 | 10,500 | 10,500 |
| Fund 130 Less 5% | 0 | -2,650 | 0 | 0 | 0 | 0 | -2,650 | -2,650 |
| Total Funding | 1,520,872 | 720,192 | 0 | 0 | 0 | 0 | 720,192 | 2,241,064 |

# Monroe County Board of County Commissioners

## Fiscal Years 2024 thru 2028 Capital Improvement Program - CIP Appropriation Plan

Title: **County-wide Roadway Projects**
Project: **130-29000**
Category: **Fund 130 Impact Fees Fund - Roadways**
Status: **Adopted**
Office: **Engineering Services/Roads**
LMS: **N/A**

### Comprehensive Plan Information

**CIE Project:** N/A
**Plan Reference:**
**LOS/Concurrency:** N/A
**Project Need:** N/A

### Project Location

**District:**
**Location:**

### Programmed Funding

| Programmed Funding | Appropriated To Date | Budgeted FY 2024 | *Non-Appropriated Programmed CIP Funding* FY 2025 | FY 2026 | FY 2027 | FY 2028 | Future Funding |
|---|---|---|---|---|---|---|---|
| 23,279 | 0 | 23,279 | 0 | 0 | 0 | 0 | 16,291 |

### Description and Scope

FY15 Approved Projects:
$526,144 was used in District 3 - CR905 Bike Lanes

### Rationale

### Project Map

### Schedule of Activities

| Project Activities | From - To | Amount |
|---|---|---|
| Project Management | 10/05 - 09/22 | 39,570 |
| | **Total Budgetary Cost Estimate:** | **39,570** |

### Means of Financing

| Funding Source | Amount |
|---|---|
| Fund 130 Fund Balance | 23,279 |
| **Total Programmed Funding:** | **23,279** |
| **Future Funding Requirements:** | **16,291** |

# Monroe County Board of County Commissioners

## Fiscal Years 2024 thru 2028 Capital Improvement Program - CIP Appropriation Plan

Title: **District 1 Roadway Projects**
Project: **130-29001**
Category: **Fund 130 Impact Fees Fund - Roadways**
Status: **Adopted**
Office: **Engineering Services/Roads**
LMS: **N/A**

### Comprehensive Plan Information

**CIE Project:** Yes
**Plan Reference:**
**LOS/Concurrency:** N/A
**Project Need:** N/A

### Project Location

**District:**
**Location:**

### Programmed Funding

| Programmed Funding | Appropriated To Date | Budgeted FY 2024 | *Non-Appropriated Programmed CIP Funding* FY 2025 | FY 2026 | FY 2027 | FY 2028 | Future Funding |
|---|---|---|---|---|---|---|---|
| 232,094 | 211,194 | 20,900 | 0 | 0 | 0 | 0 | 1,115,484 |

### Description and Scope

Previous Approved Projects - Finished payments in FY17: Any funds identified for District 1 will need to be transferred over to reimburse Fund 102 for the Key Deer Blvd project. Total amount to be transferred to Fund 102 is $791,439.50. Amounts to be budgeted under 86519-590102.

Cudjoe Garden Trail project approved $127,158 in FY19 and FY20.

### Rationale

### Project Map

### Schedule of Activities

| Project Activities | From - To | Amount |
|---|---|---|
| Project Management | 10/11 - 09/22 | 1,347,578 |
| | **Total Budgetary Cost Estimate:** | **1,347,578** |

### Means of Financing

| Funding Source | Amount |
|---|---|
| Fund 130 District 1 Impact Fees- Roadway | 20,000 |
| Fund 130 Fund Balance | 211,194 |
| FUND 130 Interest Earned | 2,000 |
| Fund 130 Less 5% | (1,100) |
| **Total Programmed Funding:** | **232,094** |
| **Future Funding Requirements:** | **1,115,484** |

# Monroe County Board of County Commissioners

## Fiscal Years 2024 thru 2028 Capital Improvement Program - CIP Appropriation Plan

Title: **District 2 Roadway Projects**
Project: **130-29002**
Category: **Fund 130 Impact Fees Fund - Roadways**
Status: **Adopted**
Office: **Engineering Services/Roads**
LMS: **N/A**

### Comprehensive Plan Information

**CIE Project:** Yes
**Plan Reference:**
**LOS/Concurrency:** N/A
**Project Need:** N/A

### Project Location

**District:**
**Location:**

### Programmed Funding

| Programmed Funding | Appropriated To Date | Budgeted FY 2024 | *Non-Appropriated Programmed CIP Funding* FY 2025 | FY 2026 | FY 2027 | FY 2028 | Future Funding |
|---|---|---|---|---|---|---|---|
| **302,299** | **0** | **302,299** | **0** | **0** | **0** | **0** | **(181,655)** |

### Description and Scope

Funds available to be used for district roadway projects.
Bimini Dr. Bridge in Duck Key approved 4/17/19 - $1,295,300

### Rationale

### Project Map

### Schedule of Activities

| Project Activities | From - To | Amount |
|---|---|---|
| Project Management | 10/11 - 09/22 | 120,644 |
| **Total Budgetary Cost Estimate:** | | **120,644** |

### Means of Financing

| Funding Source | Amount |
|---|---|
| Fund 130 District 2 Impact Fees- Roadway | 2,500 |
| Fund 130 Fund Balance | 294,224 |
| FUND 130 Interest Earned | 6,000 |
| Fund 130 Less 5% | (425) |
| **Total Programmed Funding:** | **302,299** |
| **Future Funding Requirements:** | **(181,655)** |

# Monroe County Board of County Commissioners

## Fiscal Years 2024 thru 2028 Capital Improvement Program - CIP Appropriation Plan

Title: **District 3 Roadway Projects**
Project: **130-29003**
Category: **Fund 130 Impact Fees Fund - Roadways**
Status: **Adopted**
Office: **Engineering Services/Roads**
LMS: **N/A**

### Comprehensive Plan Information

**CIE Project:** N/A
**Plan Reference:**
**LOS/Concurrency:** N/A
**Project Need:** N/A

### Project Location

**District:**
**Location:**

### Programmed Funding

| Programmed Funding | Appropriated To Date | Budgeted FY 2024 | *Non-Appropriated Programmed CIP Funding* FY 2025 | FY 2026 | FY 2027 | FY 2028 | Future Funding |
|---|---|---|---|---|---|---|---|
| 329,686 | 0 | 329,686 | 0 | 0 | 0 | 0 | 1,645,083 |

### Description and Scope

Available funds to be used for district roadway projects.
CR905 Bike Lanes project $800,000 approved 12/20/05; $1,678,260 approved 6/19/13 - total: $2,478,260

### Rationale

### Project Map

### Schedule of Activities

| Project Activities | From - To | Amount |
|---|---|---|
| Project Management | 10/11 - 09/22 | 1,974,769 |
| | **Total Budgetary Cost Estimate:** | **1,974,769** |

### Means of Financing

| Funding Source | Amount |
|---|---|
| Fund 130 District 3 Impact Fees- Roadways | 20,000 |
| Fund 130 Fund Balance | 308,786 |
| FUND 130 Interest Earned | 2,000 |
| Fund 130 Less 5% | (1,100) |
| **Total Programmed Funding:** | **329,686** |
| **Future Funding Requirements:** | **1,645,083** |

# Monroe County Board of County Commissioners

## Fiscal Years 2024 thru 2028 Capital Improvement Program - CIP Appropriation Plan

Title: **Key Colony Bch Roadway Projects**
Project: **130-29004**
Category: **Fund 130 Impact Fees Fund - Roadways**
Status: **Adopted**
Office: **Engineering Services/Roads**
LMS: **N/A**

### Comprehensive Plan Information

**CIE Project:** Yes
**Plan Reference:**
**LOS/Concurrency:** N/A
**Project Need:** N/A

### Project Location

**District:**
**Location:**

### Programmed Funding

| Programmed Funding | Appropriated To Date | Budgeted FY 2024 | *Non-Appropriated Programmed CIP Funding* FY 2025 | FY 2026 | FY 2027 | FY 2028 | Future Funding |
|---|---|---|---|---|---|---|---|
| 44,028 | 0 | 44,028 | 0 | 0 | 0 | 0 | 128,426 |

### Description and Scope

Available funds for district roadway projects.

### Rationale

### Project Map

### Schedule of Activities

| Project Activities | From - To | Amount |
|---|---|---|
| Project Management | 10/12 - 09/22 | 172,454 |
| | **Total Budgetary Cost Estimate:** | **172,454** |

### Means of Financing

| Funding Source | Amount |
|---|---|
| Fund 130 Fund Balance | 43,553 |
| FUND 130 Interest Earned | 500 |
| Fund 130 Less 5% | (25) |
| **Total Programmed Funding:** | **44,028** |
| **Future Funding Requirements:** | **128,426** |

# Monroe County Board of County Commissioners

## Fiscal Years 2024 thru 2028 Capital Improvement Program - CIP Appropriation Plan

Title: **Bimini Drive Bridge Replacement**
Project: **130-29017**
Category: **Fund 130 Impact Fees Fund - Roadways**
Status: **Proposed**
Office: **Engineering Services/Roads**
LMS: **N/A**

### Comprehensive Plan Information

**CIE Project:** N/A
**Plan Reference:**
**LOS/Concurrency:** N/A
**Project Need:** N/A

### Project Location

**District:**
**Location:**

### Programmed Funding

| Programmed Funding | Appropriated To Date | Budgeted FY 2024 | *Non-Appropriated Programmed CIP Funding* FY 2025 | FY 2026 | FY 2027 | FY 2028 | Future Funding |
|---|---|---|---|---|---|---|---|
| 1,295,300 | 1,295,300 | 0 | 0 | 0 | 0 | 0 | 0 |

### Description and Scope

### Rationale

### Project Map

### Schedule of Activities

| Project Activities | From - To | Amount |
|---|---|---|
| Design/Engineering | 10/19 - 09/21 | 1,295,300 |
| | **Total Budgetary Cost Estimate:** | **1,295,300** |

### Means of Financing

| Funding Source | Amount |
|---|---|
| Fund 130 Fund Balance | 1,295,300 |
| **Total Programmed Funding:** | **1,295,300** |
| **Future Funding Requirements:** | **0** |

# Monroe County Board of County Commissioners

## Fiscal Years 2024 thru 2028 Capital Improvement Program - CIP Appropriation Plan

Title: **Cudjoe Gardens Trail (FKOHT)**
Project: **130-29018**
Category: **Fund 130 Impact Fees Fund - Roadways**
Status: **Adopted**
Office: **Engineering Services/Roads**
LMS:

### Comprehensive Plan Information

**CIE Project:** N/A
**Plan Reference:**
**LOS/Concurrency:**
**Project Need:**

### Project Location

**District:**
**Location:** Cudjoe Key

### Programmed Funding

| Programmed Funding | Appropriated To Date | Budgeted FY 2024 | *Non-Appropriated Programmed CIP Funding* FY 2025 | FY 2026 | FY 2027 | FY 2028 | Future Funding |
|---|---|---|---|---|---|---|---|
| 14,378 | 14,378 | 0 | 0 | 0 | 0 | 0 | 112,780 |

### Description and Scope

Florida Keys Overseas Heritage Trail (FKOHT) Connection at Cudjoe Gardens project

### Rationale

### Project Map

### Schedule of Activities

| Project Activities | From - To | Amount |
|---|---|---|
| Construction | 10/19 - 09/22 | 127,158 |
| | **Total Budgetary Cost Estimate:** | **127,158** |

### Means of Financing

| Funding Source | Amount |
|---|---|
| Fund 130 Fund Balance | 14,378 |
| **Total Programmed Funding:** | **14,378** |
| **Future Funding Requirements:** | **112,780** |

# Impact Fees Fund - Parks & Rec

| Project Categories | Appropriated To Date | FY 2024 Proposed | *Un-Appropriated Subsequent Years* FY 2025 | FY 2026 | FY 2027 | FY 2028 | 5 Year Total | CIP Total |
|---|---|---|---|---|---|---|---|---|
| Fund 131 Impact Fees Fund - Parks & Recreation | 238,849 | 860,359 | 0 | 0 | 0 | 0 | 860,359 | 1,099,208 |
| 131-29501 District 1 Parks & Rec. Project | 0 | 302,124 | 0 | 0 | 0 | 0 | 302,124 | 302,124 |
| 131-29502 District 2 Parks & Rec. Project | 0 | 305,763 | 0 | 0 | 0 | 0 | 305,763 | 305,763 |
| 131-29503 District 3 Parks & Rec. Project | 0 | 81,155 | 0 | 0 | 0 | 0 | 81,155 | 81,155 |
| 131-29515 Bay Point Park | 33,144 | 0 | 0 | 0 | 0 | 0 | 0 | 33,144 |
| 131-29516 Big Coppitt Park | 13,355 | 0 | 0 | 0 | 0 | 0 | 0 | 13,355 |
| 131-29519 Bernstein Park | 32,000 | 0 | 0 | 0 | 0 | 0 | 0 | 32,000 |
| 131-29521 Bay Pt Park Tennis Court | 10,350 | 0 | 0 | 0 | 0 | 0 | 0 | 10,350 |
| 131-29523 Key Largo Park Pickleball Cou | 150,000 | 171,317 | 0 | 0 | 0 | 0 | 171,317 | 321,317 |
| Total Project Cost | 477,698 | 860,359 | 0 | 0 | 0 | 0 | 860,359 | 1,338,057 |

| Means of Financing | Appropriated To Date | FY 2024 Proposed | *Un-Appropriated Subsequent Years* FY 2025 | FY 2026 | FY 2027 | FY 2028 | 5 Year Total | CIP Total |
|---|---|---|---|---|---|---|---|---|
| Fund 131 Dist. 1 Impact Fees- Parks & Rec | 0 | 10,000 | 0 | 0 | 0 | 0 | 10,000 | 10,000 |
| Fund 131 Dist. 2 Impact Fees- Parks & Rec | 0 | 1,000 | 0 | 0 | 0 | 0 | 1,000 | 1,000 |
| Fund 131 Dist. 3 Impact Fees- Park & Rec. | 0 | 10,000 | 0 | 0 | 0 | 0 | 10,000 | 10,000 |
| Fund 131 Fund Balance- Park & Rec. | 238,849 | 840,409 | 0 | 0 | 0 | 0 | 840,409 | 1,079,258 |
| Fund 131 Less 5% Park & Rec | 0 | -1,050 | 0 | 0 | 0 | 0 | -1,050 | -1,050 |
| Total Funding | 238,849 | 860,359 | 0 | 0 | 0 | 0 | 860,359 | 1,099,208 |

# Monroe County Board of County Commissioners

## Fiscal Years 2024 thru 2028 Capital Improvement Program - CIP Appropriation Plan

Title: **District 1 Parks & Rec. Projects**
Project: **131-29501**
Category: **Fund 131 Impact Fees Fund - Parks & Recreation**
Status: **Adopted**
Office: **Project Management**
LMS: **N/A**

### Comprehensive Plan Information

**CIE Project:** N/A
**Plan Reference:**
**LOS/Concurrency:** N/A
**Project Need:** N/A

### Project Location

**District:**
**Location:**

### Programmed Funding

| Programmed Funding | Appropriated To Date | Budgeted FY 2024 | *Non-Appropriated Programmed CIP Funding* FY 2025 | FY 2026 | FY 2027 | FY 2028 | Future Funding |
|---|---|---|---|---|---|---|---|
| 302,124 | 0 | 302,124 | 0 | 0 | 0 | 0 | 770,081 |

### Description and Scope

Available funds for District 1 projects.

### Rationale

### Project Map

### Schedule of Activities

| Project Activities | From - To | Amount |
|---|---|---|
| Project Management | 10/14 - 09/22 | 1,072,205 |
| | **Total Budgetary Cost Estimate:** | **1,072,205** |

### Means of Financing

| Funding Source | Amount |
|---|---|
| Fund 131 Dist. 1 Impact Fees- Parks & Rec | 10,000 |
| Fund 131 Fund Balance- Park & Rec. | 292,624 |
| Fund 131 Less 5% Park & Rec | (500) |
| **Total Programmed Funding:** | **302,124** |
| **Future Funding Requirements:** | **770,081** |

# Monroe County Board of County Commissioners

## Fiscal Years 2024 thru 2028 Capital Improvement Program - CIP Appropriation Plan

Title: **District 2 Parks & Rec. Projects**
Project: **131-29502**
Category: **Fund 131 Impact Fees Fund - Parks & Recreation**
Status: **Adopted**
Office: **Project Management**
LMS: **N/A**

| Comprehensive Plan Information | | Project Location | |
|---|---|---|---|
| **CIE Project:** N/A | **Plan Reference:** | **District:** | |
| **LOS/Concurrency:** N/A | **Project Need:** N/A | **Location:** | |

**Programmed Funding**

| Programmed Funding | Appropriated To Date | Budgeted FY 2024 | *Non-Appropriated Programmed CIP Funding* FY 2025 | FY 2026 | FY 2027 | FY 2028 | Future Funding |
|---|---|---|---|---|---|---|---|
| 305,763 | 0 | 305,763 | 0 | 0 | 0 | 0 | 980,852 |

**Description and Scope**

Impact Fees committed for Roadside Parks in District 2. The amount of the committed funds for the project is $221,032. The roadside parks will include picnic benches and landscaping on existing roads. The Impact Fee request was approved by the BOCC on Jan. 18, 2006.

**Rationale**

**Project Map**

**Schedule of Activities**

| Project Activities | From - To | Amount |
|---|---|---|
| Project Management | 10/14 - 09/22 | 1,286,615 |
| | **Total Budgetary Cost Estimate:** | **1,286,615** |

**Means of Financing**

| Funding Source | Amount |
|---|---|
| Fund 131 Dist. 2 Impact Fees- Parks & Rec | 1,000 |
| Fund 131 Fund Balance- Park & Rec. | 304,813 |
| Fund 131 Less 5% Park & Rec | (50) |
| **Total Programmed Funding:** | **305,763** |
| **Future Funding Requirements:** | **980,852** |

# Monroe County Board of County Commissioners

## Fiscal Years 2024 thru 2028 Capital Improvement Program - CIP Appropriation Plan

Title: **District 3 Parks & Rec. Projects**
Project: **131-29503**
Category: **Fund 131 Impact Fees Fund - Parks & Recreation**
Status: **Adopted**
Office: **Project Management**
LMS: **N/A**

### Comprehensive Plan Information

**CIE Project:** N/A
**Plan Reference:**
**LOS/Concurrency:** N/A
**Project Need:** N/A

### Project Location

**District:**
**Location:**

### Programmed Funding

| Programmed Funding | Appropriated To Date | Budgeted FY 2024 | *Non-Appropriated Programmed CIP Funding* FY 2025 | FY 2026 | FY 2027 | FY 2028 | Future Funding |
|---|---|---|---|---|---|---|---|
| 81,155 | 0 | 81,155 | 0 | 0 | 0 | 0 | 1,047,225 |

### Description and Scope

Impact fees for District 3 projects

FY15 Requested Projects: Total $45,000
Score Boards at Harry Harris and Key Largo Park $12,000
Sod Ballfields at Harry Harris and Key Largo Park $12,000
New Dug Outs at Harry Harris Park $ 8,000
Resurface Key Largo Hockey Rink $13,000

FY 20 Key Largo Park Pickleball $87,000 plus $113,000 in FY21 = total $200,000

### Rationale

### Project Map

### Schedule of Activities

| Project Activities | From - To | Amount |
|---|---|---|
| Project Management | 10/14 - 09/22 | 1,128,380 |
| **Total Budgetary Cost Estimate:** | | **1,128,380** |

### Means of Financing

| Funding Source | Amount |
|---|---|
| Fund 131 Dist. 3 Impact Fees- Park & Rec. | 10,000 |
| Fund 131 Fund Balance- Park & Rec. | 71,655 |
| Fund 131 Less 5% Park & Rec | (500) |
| **Total Programmed Funding:** | **81,155** |
| **Future Funding Requirements:** | **1,047,225** |

# Monroe County Board of County Commissioners

## Fiscal Years 2024 thru 2028 Capital Improvement Program - CIP Appropriation Plan

Title: **Bay Point Park**
Project: **131-29515**
Category: **Fund 131 Impact Fees Fund - Parks & Recreation**
Status: **Adopted**
Office: **Project Management**
LMS: **N/A**

### Comprehensive Plan Information

**CIE Project:** N/A
**Plan Reference:**
**LOS/Concurrency:** N/A
**Project Need:** N/A

### Project Location

**District:** District #1
**Location:** Bay Point

### Programmed Funding

| Programmed Funding | Appropriated To Date | Budgeted FY 2024 | *Non-Appropriated Programmed CIP Funding* FY 2025 | FY 2026 | FY 2027 | FY 2028 | Future Funding |
|---|---|---|---|---|---|---|---|
| 33,144 | 33,144 | 0 | 0 | 0 | 0 | 0 | 0 |

### Description and Scope

Install new playground equipment, install irrigation system and install shade structure.

### Rationale

### Funding Strategy

These projects were removed from the General Fund.

### Project Map

### Schedule of Activities

| Project Activities | From - To | Amount |
|---|---|---|
| Project Management | 10/09 - 09/18 | 33,144 |
| | **Total Budgetary Cost Estimate:** | **33,144** |

### Means of Financing

| Funding Source | Amount |
|---|---|
| Fund 131 Fund Balance- Park & Rec. | 33,144 |
| **Total Programmed Funding:** | **33,144** |
| **Future Funding Requirements:** | **0** |

# Monroe County Board of County Commissioners

## Fiscal Years 2024 thru 2028 Capital Improvement Program - CIP Appropriation Plan

Title: **Big Coppitt Park**
Project: **131-29516**
Category: **Fund 131 Impact Fees Fund - Parks & Recreation**
Status: **Adopted**
Office: **Project Management**
LMS: **N/A**

### Comprehensive Plan Information

**CIE Project:** N/A
**Plan Reference:**
**LOS/Concurrency:** N/A
**Project Need:** N/A

### Project Location

**District:**
**Location:** Big Coppitt Key

### Programmed Funding

| Programmed Funding | Appropriated To Date | Budgeted FY 2024 | *Non-Appropriated Programmed CIP Funding* FY 2025 | FY 2026 | FY 2027 | FY 2028 | Future Funding |
|---|---|---|---|---|---|---|---|
| 13,355 | 13,355 | 0 | 0 | 0 | 0 | 0 | 0 |

### Description and Scope

Install shade structure

### Rationale

### Funding Strategy

Project moved from General Fund.

### Project Map

### Schedule of Activities

| Project Activities | From - To | Amount |
|---|---|---|
| Project Management | 10/09 - 09/15 | 13,355 |
| | **Total Budgetary Cost Estimate:** | **13,355** |

### Means of Financing

| Funding Source | Amount |
|---|---|
| Fund 131 Fund Balance- Park & Rec. | 13,355 |
| **Total Programmed Funding:** | **13,355** |
| **Future Funding Requirements:** | **0** |

# Monroe County Board of County Commissioners

## Fiscal Years 2024 thru 2028 Capital Improvement Program - CIP Appropriation Plan

Title: **Bernstein Park**
Project: **131-29519**
Category: **Fund 131 Impact Fees Fund - Parks & Recreation**
Status: **Adopted**
Office: **Project Management**
LMS: **N/A**

### Comprehensive Plan Information

**CIE Project:** N/A
**Plan Reference:**
**LOS/Concurrency:** N/A
**Project Need:** N/A

### Project Location

**District:**
**Location:** Stock Island

### Programmed Funding

| Programmed Funding | Appropriated To Date | Budgeted FY 2024 | *Non-Appropriated Programmed CIP Funding* FY 2025 | FY 2026 | FY 2027 | FY 2028 | Future Funding |
|---|---|---|---|---|---|---|---|
| 32,000 | 32,000 | 0 | 0 | 0 | 0 | 0 | 0 |

### Description and Scope

Design, elevation and construction of a new soccer field.

### Rationale

Due to construction, Key West residents lost the use of a soccer field at the school grounds.

### Project Map

### Schedule of Activities

| Project Activities | From - To | Amount |
|---|---|---|
| Project Mgmt | 04/11 - 09/15 | 32,000 |
| | **Total Budgetary Cost Estimate:** | **32,000** |

### Means of Financing

| Funding Source | Amount |
|---|---|
| Fund 131 Fund Balance- Park & Rec. | 32,000 |
| **Total Programmed Funding:** | **32,000** |
| **Future Funding Requirements:** | **0** |

# Monroe County Board of County Commissioners

## Fiscal Years 2024 thru 2028 Capital Improvement Program - CIP Appropriation Plan

Title: **Bay Pt Park Tennis Court**
Project: **131-29521**
Category: **Fund 131 Impact Fees Fund - Parks & Recreation**
Status: **Adopted**
Office: **Project Management**
LMS: **N/A**

### Comprehensive Plan Information

**CIE Project:** N/A
**Plan Reference:**
**LOS/Concurrency:** N/A
**Project Need:** N/A

### Project Location

**District:**
**Location:** Bay Point

### Programmed Funding

| Programmed Funding | Appropriated To Date | Budgeted FY 2024 | *Non-Appropriated Programmed CIP Funding* FY 2025 | FY 2026 | FY 2027 | FY 2028 | Future Funding |
|---|---|---|---|---|---|---|---|
| 10,350 | 10,350 | 0 | 0 | 0 | 0 | 0 | 0 |

### Description and Scope

### Rationale

### Project Map

### Schedule of Activities

| Project Activities | From - To | Amount |
|---|---|---|
| Project Management | 10/12 - 09/18 | 10,350 |
| **Total Budgetary Cost Estimate:** | | **10,350** |

### Means of Financing

| Funding Source | Amount |
|---|---|
| Fund 131 Fund Balance- Park & Rec. | 10,350 |
| **Total Programmed Funding:** | **10,350** |
| **Future Funding Requirements:** | **0** |

# Monroe County Board of County Commissioners

## Fiscal Years 2024 thru 2028 Capital Improvement Program - CIP Appropriation Plan

Title: **Key Largo Park Pickleball Courts**
Project: **131-29523**
Category: **Fund 131 Impact Fees Fund - Parks & Recreation**
Status: **Adopted**
Office: **Project Management**
LMS:

### Comprehensive Plan Information

**CIE Project:** N/A
**Plan Reference:**
**LOS/Concurrency:**
**Project Need:**

### Project Location

**District:** District #3
**Location:**

### Programmed Funding

| Programmed Funding | Appropriated To Date | Budgeted FY 2024 | *Non-Appropriated Programmed CIP Funding* FY 2025 | FY 2026 | FY 2027 | FY 2028 | Future Funding |
|---|---|---|---|---|---|---|---|
| 321,317 | 150,000 | 171,317 | 0 | 0 | 0 | 0 | (271,317) |

### Description and Scope

### Rationale

### Project Map

### Schedule of Activities

| Project Activities | From - To | Amount |
|---|---|---|
| Construction | 10/20 - 09/22 | 50,000 |
| | **Total Budgetary Cost Estimate:** | **50,000** |

### Means of Financing

| Funding Source | Amount |
|---|---|
| Fund 131 Fund Balance- Park & Rec. | 321,317 |
| **Total Programmed Funding:** | **321,317** |
| **Future Funding Requirements:** | **(271,317)** |

# Impact Fees Fund - Solid Waste

| Project Categories | Appropriated To Date | FY 2024 Proposed | *Un-Appropriated Subsequent Years* FY 2025 | FY 2026 | FY 2027 | FY 2028 | 5 Year Total | CIP Total |
|---|---|---|---|---|---|---|---|---|
| Fund 133 Impact Fees Fund - Solid Waste | 220,450 | 135,285 | 0 | 0 | 0 | 0 | 135,285 | 355,735 |
| 133-30500 Countywide Solid Waste Proje | 220,450 | 135,285 | 0 | 0 | 0 | 0 | 135,285 | 355,735 |
| Total Project Cost | 440,900 | 135,285 | 0 | 0 | 0 | 0 | 135,285 | 576,185 |

| Means of Financing | Appropriated To Date | FY 2024 Proposed | *Un-Appropriated Subsequent Years* FY 2025 | FY 2026 | FY 2027 | FY 2028 | 5 Year Total | CIP Total |
|---|---|---|---|---|---|---|---|---|
| Fund 133 Fund Balance | 220,450 | 135,000 | 0 | 0 | 0 | 0 | 135,000 | 355,450 |
| Fund 133 Interest Earnings | 0 | 300 | 0 | 0 | 0 | 0 | 300 | 300 |
| Fund 133 Less 5% | 0 | -15 | 0 | 0 | 0 | 0 | -15 | -15 |
| Total Funding | 220,450 | 135,285 | 0 | 0 | 0 | 0 | 135,285 | 355,735 |

# Monroe County Board of County Commissioners

## Fiscal Years 2024 thru 2028 Capital Improvement Program - CIP Appropriation Plan

Title: **Countywide Solid Waste Projects**
Project: **133-30500**
Category: **Fund 133 Impact Fees Fund - Solid Waste**
Status: **Adopted**
Office: **Solid Waste**
LMS: **N/A**

### Comprehensive Plan Information

**CIE Project:** N/A
**Plan Reference:**
**LOS/Concurrency:** N/A
**Project Need:** N/A

### Project Location

**District:**
**Location:**

### Programmed Funding

| Programmed Funding | Appropriated To Date | Budgeted FY 2024 | *Non-Appropriated Programmed CIP Funding* FY 2025 | FY 2026 | FY 2027 | FY 2028 | Future Funding |
|---|---|---|---|---|---|---|---|
| 355,735 | 220,450 | 135,285 | 0 | 0 | 0 | 0 | (31,022) |

### Description and Scope

No project funds are committed at this time.

### Rationale

### Funding Strategy

Availability of funds.

### Project Map

### Schedule of Activities

| Project Activities | From - To | Amount |
|---|---|---|
| Project Management | 10/14 - 09/22 | 324,713 |
| **Total Budgetary Cost Estimate:** | | **324,713** |

### Means of Financing

| Funding Source | Amount |
|---|---|
| Fund 133 Fund Balance | 355,450 |
| Fund 133 Interest Earnings | 300 |
| Fund 133 Less 5% | (15) |
| **Total Programmed Funding:** | **355,735** |
| **Future Funding Requirements:** | **(31,022)** |

# Impact Fees Fund - Fire & EMS

| Project Categories | Appropriated To Date | FY 2024 Proposed | *Un-Appropriated Subsequent Years* FY 2025 | FY 2026 | FY 2027 | FY 2028 | 5 Year Total | CIP Total |
|---|---|---|---|---|---|---|---|---|
| Fund 135 Impact Fees Fund - Fire Facilities | 421,856 | 191,739 | 0 | 0 | 0 | 0 | 191,739 | 613,595 |
| 135-31501 District 1 Fire & EMS Projects | 152,087 | 83,227 | 0 | 0 | 0 | 0 | 83,227 | 235,314 |
| 135-31502 District 2 Fire & EMS Projects | 22,161 | 6,695 | 0 | 0 | 0 | 0 | 6,695 | 28,856 |
| 135-31503 District 3 Fire & EMS Projects | 223,573 | 100,711 | 0 | 0 | 0 | 0 | 100,711 | 324,284 |
| 135-31504 Key Colony Bch Fire & EMS P | 24,035 | 1,106 | 0 | 0 | 0 | 0 | 1,106 | 25,141 |
| Total Project Cost | 843,712 | 191,739 | 0 | 0 | 0 | 0 | 191,739 | 1,035,451 |

| Means of Financing | Appropriated To Date | FY 2024 Proposed | *Un-Appropriated Subsequent Years* FY 2025 | FY 2026 | FY 2027 | FY 2028 | 5 Year Total | CIP Total |
|---|---|---|---|---|---|---|---|---|
| Fund 135 Dist. 1 Fire/EMS Impact Fees | 0 | 6,500 | 0 | 0 | 0 | 0 | 6,500 | 6,500 |
| Fund 135 Dist. 2 Fire/EMS Impact Fees | 0 | 200 | 0 | 0 | 0 | 0 | 200 | 200 |
| Fund 135 Dist. 3 Fire/EMS Impact Fees | 0 | 7,000 | 0 | 0 | 0 | 0 | 7,000 | 7,000 |
| Fund 135 Fund Balance Forward | 421,856 | 178,600 | 0 | 0 | 0 | 0 | 178,600 | 600,456 |
| Fund 135 Interest Earned | 0 | 131 | 0 | 0 | 0 | 0 | 131 | 131 |
| Fund 135 Less 5% | 0 | -692 | 0 | 0 | 0 | 0 | -692 | -692 |
| Total Funding | 421,856 | 191,739 | 0 | 0 | 0 | 0 | 191,739 | 613,595 |

# Monroe County Board of County Commissioners

## Fiscal Years 2024 thru 2028 Capital Improvement Program - CIP Appropriation Plan

Title: **District 1 Fire & EMS Projects**
Project: **135-31501**
Category: **Fund 135 Impact Fees Fund - Fire Facilities**
Status: **Adopted**
Office: **Emergency Services**
LMS: **N/A**

### Comprehensive Plan Information

**CIE Project:** N/A
**Plan Reference:**
**LOS/Concurrency:** N/A
**Project Need:** N/A

### Project Location

**District:**
**Location:** Lower Keys

### Programmed Funding

| Programmed Funding | Appropriated To Date | Budgeted FY 2024 | *Non-Appropriated Programmed CIP Funding* FY 2025 | FY 2026 | FY 2027 | FY 2028 | Future Funding |
|---|---|---|---|---|---|---|---|
| **235,314** | **152,087** | **83,227** | **0** | **0** | **0** | **0** | **226,283** |

### Description and Scope

Cost Center 31501 is used to report available funds to be used for projects.
Completed District 1 projects:
FY11 $59,850 Installation of 7 fire hydrants,
FY12 $10,085 Installation of 1 fire hydrant.

### Rationale

Resolution 492-1992 Established a schedule of fire protection/EMS facilities impact fees to be imposed on new development pursuant to Article X, Impact Fees of the Monroe County Code, to ensure that fire protection/EMS facilities will be adequate to accommodate the demand generated by new development at the adopted level of service and to assign the costs of fire protection/EMS facilities pro rata to new development in proportion to the needs generated by new developments.

### Project Map

### Schedule of Activities

| Project Activities | From - To | Amount |
|---|---|---|
| Project Mgmt | 10/14 - 09/22 | 461,597 |
| **Total Budgetary Cost Estimate:** | | **461,597** |

### Means of Financing

| Funding Source | Amount |
|---|---|
| Fund 135 Dist. 1 Fire/EMS Impact Fees | 6,500 |
| Fund 135 Fund Balance Forward | 229,087 |
| Fund 135 Interest Earned | 55 |
| Fund 135 Less 5% | (328) |
| **Total Programmed Funding:** | **235,314** |
| **Future Funding Requirements:** | **226,283** |

# Monroe County Board of County Commissioners

## Fiscal Years 2024 thru 2028 Capital Improvement Program - CIP Appropriation Plan

Title: **District 2 Fire & EMS Projects**
Project: **135-31502**
Category: **Fund 135 Impact Fees Fund - Fire Facilities**
Status: **Adopted**
Office: **Emergency Services**
LMS: **N/A**

### Comprehensive Plan Information

**CIE Project:** N/A
**Plan Reference:**
**LOS/Concurrency:** N/A
**Project Need:** N/A

### Project Location

**District:**
**Location:** Middle Keys

### Programmed Funding

| Programmed Funding | Appropriated To Date | Budgeted FY 2024 | *Non-Appropriated Programmed CIP Funding* FY 2025 | FY 2026 | FY 2027 | FY 2028 | Future Funding |
|---|---|---|---|---|---|---|---|
| 28,856 | 22,161 | 6,695 | 0 | 0 | 0 | 0 | 16,728 |

### Description and Scope

Available funds for District 2 projects. Completed projects include: FY12 $8,085 Installation of 1 fire hydrant.

### Rationale

Resolution 492-1992 Established a schedule of fire protection/EMS facilities impact fees to be imposed on new development pursuant to Article X, Impact Fees of the Monroe County Code, to ensure that fire protection/EMS facilities will be adequate to accommodate the demand generated by new development at the adopted level of service and to assign the costs of fire protection/EMS facilities pro rata to new development in proportion to the needs generated by new developments.

### Project Map

### Schedule of Activities

| Project Activities | From - To | Amount |
|---|---|---|
| Project Management | 10/14 - 09/22 | 45,584 |
| **Total Budgetary Cost Estimate:** | | **45,584** |

### Means of Financing

| Funding Source | Amount |
|---|---|
| Fund 135 Dist. 2 Fire/EMS Impact Fees | 200 |
| Fund 135 Fund Balance Forward | 28,661 |
| Fund 135 Interest Earned | 5 |
| Fund 135 Less 5% | (10) |
| **Total Programmed Funding:** | **28,856** |
| **Future Funding Requirements:** | **16,728** |

# Monroe County Board of County Commissioners

## Fiscal Years 2024 thru 2028 Capital Improvement Program - CIP Appropriation Plan

Title: **District 3 Fire & EMS Projects**
Project: **135-31503**
Category: **Fund 135 Impact Fees Fund - Fire Facilities**
Status: **Adopted**
Office: **Emergency Services**
LMS: **N/A**

### Comprehensive Plan Information

**CIE Project:** N/A
**Plan Reference:**
**LOS/Concurrency:** N/A
**Project Need:** N/A

### Project Location

**District:**
**Location:** Upper Keys

### Programmed Funding

| Programmed Funding | Appropriated To Date | Budgeted FY 2024 | *Non-Appropriated Programmed CIP Funding* FY 2025 | FY 2026 | FY 2027 | FY 2028 | Future Funding |
|---|---|---|---|---|---|---|---|
| 324,284 | 223,573 | 100,711 | 0 | 0 | 0 | 0 | 278,099 |

### Description and Scope

Available funds for District 3 projects. Completed projects include: FY11 $98,000 -Installation of 14 fire hydrants and FY12 $35,550 -Installation of 5 fire hydrants.

### Rationale

Resolution 492-1992 Established a schedule of fire protection/EMS facilities impact fees to be imposed on new development pursuant to Article X, Impact Fees of the Monroe County Code, to ensure that fire protection/EMS facilities will be adequate to accommodate the demand generated by new development at the adopted level of service and to assign the costs of fire protection/EMS facilities pro rata to new development in proportion to the needs generated by new developments.

### Project Map

### Schedule of Activities

| Project Activities | From - To | Amount |
|---|---|---|
| Project Management | 10/14 - 09/22 | 602,383 |
| **Total Budgetary Cost Estimate:** | | **602,383** |

### Means of Financing

| Funding Source | Amount |
|---|---|
| Fund 135 Dist. 3 Fire/EMS Impact Fees | 7,000 |
| Fund 135 Fund Balance Forward | 317,573 |
| Fund 135 Interest Earned | 65 |
| Fund 135 Less 5% | (354) |
| **Total Programmed Funding:** | **324,284** |
| **Future Funding Requirements:** | **278,099** |

# Monroe County Board of County Commissioners

## Fiscal Years 2024 thru 2028 Capital Improvement Program - CIP Appropriation Plan

Title: **Key Colony Bch Fire & EMS Projects**
Project: **135-31504**
Category: **Fund 135 Impact Fees Fund - Fire Facilities**
Status: **Adopted**
Office: **Emergency Services**
LMS: **N/A**

### Comprehensive Plan Information

**CIE Project:** N/A
**Plan Reference:**
**LOS/Concurrency:** N/A
**Project Need:** N/A

### Project Location

**District:**
**Location:** Key Colony Beach

### Programmed Funding

| Programmed Funding | Appropriated To Date | Budgeted FY 2024 | *Non-Appropriated Programmed CIP Funding* FY 2025 | FY 2026 | FY 2027 | FY 2028 | Future Funding |
|---|---|---|---|---|---|---|---|
| 25,141 | 24,035 | 1,106 | 0 | 0 | 0 | 0 | 5,353 |

### Description and Scope

Available funds for district projects. Completed projects include: FY11 $15,950 -Installation of 2 fire hydrants and FY12 $8,085 -Installation of 1 fire hydrant.

### Rationale

Resolution 492-1992 Established a schedule of fire protection/EMS facilities impact fees to be imposed on new development pursuant to Article X, Impact Fees of the Monroe County Code, to ensure that fire protection/EMS facilities will be adequate to accommodate the demand generated by new development at the adopted level of service and to assign the costs of fire protection/EMS facilities pro rata to new development in proportion to the needs generated by new developments.

### Project Map

### Schedule of Activities

| Project Activities | From - To | Amount |
|---|---|---|
| Project Management | 10/14 - 09/22 | 30,494 |
| | **Total Budgetary Cost Estimate:** | **30,494** |

### Means of Financing

| Funding Source | Amount |
|---|---|
| Fund 135 Fund Balance Forward | 25,135 |
| Fund 135 Interest Earned | 6 |
| **Total Programmed Funding:** | **25,141** |
| **Future Funding Requirements:** | **5,353** |

## One Cent Infra-structure Sales Tax

| Project Categories | Appropriated To Date | FY 2024 Proposed | *Un-Appropriated Subsequent Years* FY 2025 | FY 2026 | FY 2027 | FY 2028 | 5 Year Total | CIP Total |
|---|---|---|---|---|---|---|---|---|
| Fund 304 Administrative & Misc. | 72,688,248 | 32,300,861 | 33,314,409 | 31,312,406 | 25,910,872 | 28,153,319 | 150,991,867 | 223,680,115 |
| 304-16Bond 2016 Revenue Bond | 1,558,890 | 0 | 0 | 0 | 0 | 0 | 0 | 1,558,890 |
| 304-22004 Admin. Costs Engineering 22 | 1,935,083 | 2,891,448 | 2,891,448 | 2,891,448 | 2,891,448 | 2,891,448 | 14,457,240 | 16,392,323 |
| 304-22005 Finance Miscellaneous | 0 | 500,000 | 500,000 | 500,000 | 500,000 | 500,000 | 2,500,000 | 2,500,000 |
| 304-22022 Old 7 Mile Bridge Annual Cou | 0 | 562,655 | 562,655 | 562,655 | 562,655 | 562,655 | 2,813,275 | 2,813,275 |
| 304-22031 Big Coppitt Wastewater | 0 | 51,680 | 51,680 | 51,680 | 51,680 | 51,680 | 258,400 | 258,400 |
| 304-22032 Duck Key Wastewater | 0 | 31,000 | 31,000 | 31,000 | 31,000 | 31,000 | 155,000 | 155,000 |
| 304-22033 Cudjoe Key Wastewater | 0 | 150,000 | 150,000 | 150,000 | 150,000 | 150,000 | 750,000 | 750,000 |
| 304-22034 Stock Island MSTU | 0 | 10,000 | 0 | 0 | 0 | 0 | 10,000 | 10,000 |
| 304-22035 Long Key MSTU | 0 | 10,000 | 0 | 0 | 0 | 0 | 10,000 | 10,000 |
| 304-22036 Duck Key MSTU | 0 | 10,000 | 0 | 0 | 0 | 0 | 10,000 | 10,000 |
| 304-590125 Budgeted Transfers to 125 | 1,612,615 | 0 | 0 | 0 | 0 | 0 | 0 | 1,612,615 |
| 304-590207 Debt Service Payments | 32,349,745 | 22,095,936 | 22,093,749 | 20,091,746 | 14,690,212 | 14,690,321 | 93,661,964 | 126,011,709 |
| 304-590310 Budgeted Transfers to 310 | 500,000 | 0 | 0 | 0 | 0 | 0 | 0 | 500,000 |
| 304-590314 Budgeted Transfers to 314 | 22,895,000 | 0 | 0 | 0 | 0 | 0 | 0 | 22,895,000 |
| 304-590316 Land Acquisition | 7,250,000 | 0 | 0 | 0 | 0 | 0 | 0 | 7,250,000 |
| 304-590910 Cost Allocation - 86502 | 2,136,915 | 533,877 | 533,877 | 533,877 | 533,877 | 533,877 | 2,669,385 | 4,806,300 |
| 304-590990 Contingency Reserves | 0 | 1,000,000 | 1,500,000 | 1,500,000 | 1,500,000 | 2,088,993 | 7,588,993 | 7,588,993 |
| 304-590991 Cash Balance | 0 | 4,454,265 | 5,000,000 | 5,000,000 | 5,000,000 | 6,653,345 | 26,107,610 | 26,107,610 |
| 304-IRMA Transfer to 125-Hurricane Irma | 1,500,000 | 0 | 0 | 0 | 0 | 0 | 0 | 1,500,000 |
| 86502 Clerk ERP Clerk ERP System | 700,000 | 0 | 0 | 0 | 0 | 0 | 0 | 700,000 |
| CM2001 College of FLK Upper Keys | 250,000 | 0 | 0 | 0 | 0 | 0 | 0 | 250,000 |
| Fund 304 Culture & Recreation | 1,914,027 | 1,930,200 | 100,000 | 1,000,000 | 4,000,000 | 0 | 7,030,200 | 8,944,227 |
| 304-25001 Higg's Beach Master Plan | 717,178 | 100,000 | 100,000 | 1,000,000 | 4,000,000 | 0 | 5,200,000 | 5,917,178 |
| 304-25005 Rowell's Waterfront Park | 546,545 | 80,200 | 0 | 0 | 0 | 0 | 80,200 | 626,745 |
| 304-25009 Lower Keys Activity Center | 0 | 1,750,000 | 0 | 0 | 0 | 0 | 1,750,000 | 1,750,000 |
| CC1701 Big Pine Swimming Hole | 173,200 | 0 | 0 | 0 | 0 | 0 | 0 | 173,200 |
| CC1902 Pigeon Key | 477,104 | 0 | 0 | 0 | 0 | 0 | 0 | 477,104 |
| Fund 304 Economic Environment | 200,806 | 0 | 0 | 0 | 0 | 0 | 0 | 200,806 |
| Fund 304 General Government | 7,720,130 | 3,809,843 | 3,971,878 | 3,103,378 | 2,307,500 | 1,650,000 | 14,842,599 | 22,562,729 |
| 304-24002 Jackson Square Chiller Buildin | 620,379 | 0 | 0 | 0 | 0 | 0 | 0 | 620,379 |
| 304-24007 Public Defender Office Key W | 4,964,384 | 326,688 | 0 | 0 | 0 | 0 | 326,688 | 5,291,072 |
| 304-24009 Rockland Key Public Works F | 30,000 | 1,445,000 | 1,073,000 | 0 | 0 | 0 | 2,518,000 | 2,548,000 |
| 304-24010 HMGP Wind Retrofit | 297,670 | 99,223 | 917,128 | 917,128 | 0 | 0 | 1,933,479 | 2,231,149 |
| 304-24011 Gato Building Repairs | 100,000 | 139,370 | 0 | 0 | 0 | 0 | 139,370 | 239,370 |
| 304-24015 HMGP Generators | 25,000 | 137,500 | 668,750 | 668,750 | 0 | 0 | 1,475,000 | 1,500,000 |
| 304-24016 Historic Courthouse Brick Rep | 31,763 | 451,062 | 0 | 0 | 0 | 0 | 451,062 | 482,825 |
| CG1901 Ocean Reef ILA/Ambulance Pur | 800,000 | 361,000 | 0 | 0 | 0 | 0 | 361,000 | 1,161,000 |
| CG1902 Jefferson B. Browne/Jackson Sq | 333,934 | 850,000 | 1,313,000 | 1,517,500 | 2,307,500 | 1,650,000 | 7,638,000 | 7,971,934 |
| CG2001 Guidance Care Center Project | 200,000 | 0 | 0 | 0 | 0 | 0 | 0 | 200,000 |
| CG2002 Senior Nutrition Center | 67,000 | 0 | 0 | 0 | 0 | 0 | 0 | 67,000 |
| CG2004 Building Automation Replaceme | 250,000 | 0 | 0 | 0 | 0 | 0 | 0 | 250,000 |
| Fund 304 Physical Environment | 163,230 | 0 | 0 | 0 | 0 | 0 | 0 | 163,230 |
| Fund 304 Public Safety | 4,097,150 | 22,855,065 | 42,090,788 | 2,150,000 | 2,000,000 | 0 | 69,095,853 | 73,193,003 |
| 304-26004 MCSO Generator | 1,689,346 | 2,780,000 | 616,570 | 0 | 0 | 0 | 3,396,570 | 5,085,916 |
| 304-26009 MCSO Cudjoe Substation | 0 | 50,000 | 250,000 | 2,000,000 | 2,000,000 | 0 | 4,300,000 | 4,300,000 |
| 304-26010 MCSO Marathon Substation | 0 | 660,000 | 1,340,000 | 0 | 0 | 0 | 2,000,000 | 2,000,000 |
| 304-26013 Sugarloaf Fire Station Replace | 0 | 5,908,265 | 1,541,218 | 0 | 0 | 0 | 7,449,483 | 7,449,483 |
| CP1403 KL Fire Hydrants | 989,225 | 150,000 | 150,000 | 150,000 | 0 | 0 | 450,000 | 1,439,225 |
| CP1901 Fire & Ambulance Fire Truck | 1,418,579 | 0 | 0 | 0 | 0 | 0 | 0 | 1,418,579 |
| CP2202 Trauma Star Helicopter Replace | 0 | 13,306,800 | 38,193,000 | 0 | 0 | 0 | 51,499,800 | 51,499,800 |

# Monroe County Board of County Commissioners

## Fiscal Years 2024 thru 2028 Capital Improvement Program - CIP Appropriation Plan

## One Cent Infra-structure Sales Tax

| Project Categories | Appropriated To Date | FY 2024 Proposed | *Un-Appropriated Subsequent Years* FY 2025 | FY 2026 | FY 2027 | FY 2028 | 5 Year Total | CIP Total |
|---|---|---|---|---|---|---|---|---|
| Fund 304 Transportation | 3,999,380 | 12,393,569 | 2,545,935 | 7,327,594 | 7,360,064 | 5,550,000 | 35,177,162 | 39,176,542 |
| 304-27010 Key Largo III | 0 | 1,075,354 | 270,530 | 0 | 0 | 0 | 1,345,884 | 1,345,884 |
| 304-27012 Harbor Drive Bridge Replacem | 0 | 5,257,282 | 500,000 | 0 | 0 | 0 | 5,757,282 | 5,757,282 |
| 304-27013 Sands Subdivision Sea Level | 0 | 493,370 | 0 | 0 | 0 | 0 | 493,370 | 493,370 |
| 304-27015 No Name Key Bridge Repair | 0 | 506,178 | 400,000 | 400,000 | 4,400,000 | 4,400,000 | 10,106,178 | 10,106,178 |
| 304-27016 Sugarloaf Blvd Bridge Replace | 0 | 0 | 0 | 3,480,191 | 1,160,064 | 0 | 4,640,255 | 4,640,255 |
| 304-27017 Stillwright Point | 0 | 450,000 | 75,405 | 0 | 0 | 0 | 525,405 | 525,405 |
| 304-27018 Toms Harbor Channel Bridge | 0 | 498,039 | 0 | 0 | 0 | 0 | 498,039 | 498,039 |
| 304-27019 Crane Blvd Shared Use Path | 0 | 0 | 0 | 0 | 0 | 1,150,000 | 1,150,000 | 1,150,000 |
| 304-27020 Key Deer Blvd North of Watso | 0 | 300,000 | 300,000 | 3,447,403 | 1,800,000 | 0 | 5,847,403 | 5,847,403 |
| 304-27021 Conch Key Roads SLR | 0 | 324,257 | 0 | 0 | 0 | 0 | 324,257 | 324,257 |
| CR1605 1st Street/Bertha Ave Improvem | 3,290,971 | 0 | 0 | 0 | 0 | 0 | 0 | 3,290,971 |
| CR1902 Koehn Sub Division | 708,409 | 0 | 0 | 0 | 0 | 0 | 0 | 708,409 |
| CR2201 Seaview Drive Bridge Replacem | 0 | 1,489,089 | 0 | 0 | 0 | 0 | 1,489,089 | 1,489,089 |
| CR2202 Twin Lakes | 0 | 2,000,000 | 1,000,000 | 0 | 0 | 0 | 3,000,000 | 3,000,000 |
| Total Project Cost | 181,565,942 | 73,289,538 | 82,023,010 | 44,893,378 | 41,578,436 | 35,353,319 | 277,137,681 | 458,703,623 |

| Means of Financing | Appropriated To Date | FY 2024 Proposed | *Un-Appropriated Subsequent Years* FY 2025 | FY 2026 | FY 2027 | FY 2028 | 5 Year Total | CIP Total |
|---|---|---|---|---|---|---|---|---|
| Fund 304 1 Cent Infrastructure Sales Tax | 51,310,008 | 32,000,000 | 32,640,000 | 33,292,800 | 33,958,656 | 34,637,829 | 166,529,285 | 217,839,293 |
| Fund 304 Fund Balance Forward | 39,367,963 | 22,243,463 | 10,223,380 | 10,666,588 | 6,719,083 | 221,047 | 50,073,561 | 89,441,524 |
| Fund 304 Interest Earnings | 105,000 | 50,000 | 50,000 | 50,000 | 50,000 | 50,000 | 250,000 | 355,000 |
| Fund 304 Less 5% | 0 | -1,741,770 | -1,768,770 | -1,801,410 | -1,834,703 | -1,849,068 | -8,995,721 | -8,995,721 |
| Fund 304 Miscellaneous Revenue | 0 | 20,737,845 | 40,878,400 | 2,685,400 | 2,685,400 | 2,293,511 | 69,280,556 | 69,280,556 |
| Total Funding | 90,782,971 | 73,289,538 | 82,023,010 | 44,893,378 | 41,578,436 | 35,353,319 | 277,137,681 | 367,920,652 |

# Monroe County Board of County Commissioners

## Fiscal Years 2024 thru 2028 Capital Improvement Program - CIP Appropriation Plan

Title: **2016 Revenue Bond**
Project: **304-16Bond**
Category: **Fund 304 Administrative & Misc.**
Status: **Adopted**
Office: **B.O.C.C.**
LMS: **N/A**

### Comprehensive Plan Information

**CIE Project:** N/A
**Plan Reference:**
**LOS/Concurrency:** N/A
**Project Need:** N/A

### Project Location

**District:**
**Location:**

### Programmed Funding

| Programmed Funding | Appropriated To Date | Budgeted FY 2024 | *Non-Appropriated Programmed CIP Funding* FY 2025 | FY 2026 | FY 2027 | FY 2028 | Future Funding |
|---|---|---|---|---|---|---|---|
| **1,558,890** | **1,558,890** | **0** | **0** | **0** | **0** | **0** | **14,164,771** |

### Description and Scope

2016 Revenue Bond

### Rationale

### Project Map

### Schedule of Activities

| Project Activities | From - To | Amount |
|---|---|---|
| Test Activity | 10/21 - 09/25 | 15,723,661 |
| | **Total Budgetary Cost Estimate:** | **15,723,661** |

### Means of Financing

| Funding Source | Amount |
|---|---|
| Fund 304 1 Cent Infrastructure Sales Tax | 1,558,890 |
| **Total Programmed Funding:** | **1,558,890** |
| **Future Funding Requirements:** | **14,164,771** |

# Monroe County Board of County Commissioners

## Fiscal Years 2024 thru 2028 Capital Improvement Program - CIP Appropriation Plan

Title: **Admin. Costs Engineering 22004**
Project: **304-22004**
Category: **Fund 304 Administrative & Misc.**
Status: **Adopted**
Office: **Engineering Services/Roads**
LMS: **N/A**

### Comprehensive Plan Information

**CIE Project:** N/A
**Plan Reference:**
**LOS/Concurrency:** N/A
**Project Need:** N/A

### Project Location

**District:**
**Location:**

### Programmed Funding

| Programmed Funding | Appropriated To Date | Budgeted FY 2024 | *Non-Appropriated Programmed CIP Funding* FY 2025 | FY 2026 | FY 2027 | FY 2028 | Future Funding |
|---|---|---|---|---|---|---|---|
| 16,392,323 | 1,935,083 | 2,891,448 | 2,891,448 | 2,891,448 | 2,891,448 | 2,891,448 | (4,179,337) |

### Description and Scope

### Rationale

### Project Map

### Schedule of Activities

| Project Activities | From - To | Amount |
|---|---|---|
| Project Management | 10/19 - 09/26 | 12,212,986 |
| | **Total Budgetary Cost Estimate:** | **12,212,986** |

### Means of Financing

| Funding Source | Amount |
|---|---|
| Fund 304 1 Cent Infrastructure Sales Tax | 14,457,240 |
| Fund 304 Fund Balance Forward | 1,830,083 |
| Fund 304 Interest Earnings | 105,000 |
| **Total Programmed Funding:** | **16,392,323** |
| **Future Funding Requirements:** | **(4,179,337)** |

# Monroe County Board of County Commissioners

## Fiscal Years 2024 thru 2028 Capital Improvement Program - CIP Appropriation Plan

Title: **Finance Miscellaneous**
Project: **304-22005**
Category: **Fund 304 Administrative & Misc.**
Status: **Proposed**
Office: **Project Management**
LMS:

### Comprehensive Plan Information

**CIE Project:** N/A
**Plan Reference:**
**LOS/Concurrency:**
**Project Need:**

### Project Location

**District:**
**Location:**

### Programmed Funding

| Programmed Funding | Appropriated To Date | Budgeted FY 2024 | *Non-Appropriated Programmed CIP Funding* FY 2025 | FY 2026 | FY 2027 | FY 2028 | Future Funding |
|---|---|---|---|---|---|---|---|
| 2,500,000 | 0 | 500,000 | 500,000 | 500,000 | 500,000 | 500,000 | (2,500,000) |

### Description and Scope

### Rationale

### Project Map

### Schedule of Activities

| Project Activities | From - To | Amount |
|---|---|---|

**Total Budgetary Cost Estimate:** **0**

### Means of Financing

| Funding Source | Amount |
|---|---|
| Fund 304 1 Cent Infrastructure Sales Tax | 2,500,000 |

**Total Programmed Funding:** **2,500,000**
**Future Funding Requirements:** **(2,500,000)**

# Monroe County Board of County Commissioners

## Fiscal Years 2024 thru 2028 Capital Improvement Program - CIP Appropriation Plan

Title: **Old 7 Mile Bridge Annual County Match**
Project: **304-22022**
Category: **Fund 304 Administrative & Misc.**
Status: **Adopted**
Office: **Engineering Services/Roads**
LMS: **N/A**

### Comprehensive Plan Information

**CIE Project:** N/A
**Plan Reference:**
**LOS/Concurrency:** N/A
**Project Need:** N/A

### Project Location

**District:**
**Location:** Marathon, FL

### Programmed Funding

| Programmed Funding | Appropriated To Date | Budgeted FY 2024 | *Non-Appropriated Programmed CIP Funding* FY 2025 | FY 2026 | FY 2027 | FY 2028 | Future Funding |
|---|---|---|---|---|---|---|---|
| 2,813,275 | 0 | 562,655 | 562,655 | 562,655 | 562,655 | 562,655 | 0 |

### Description and Scope

### Rationale

### Project Map

### Schedule of Activities

| Project Activities | From - To | Amount |
|---|---|---|
| Project Mgmt | 10/21 - 09/52 | 2,813,275 |
| | **Total Budgetary Cost Estimate:** | **2,813,275** |

### Means of Financing

| Funding Source | Amount |
|---|---|
| Fund 304 1 Cent Infrastructure Sales Tax | 2,813,275 |
| **Total Programmed Funding:** | **2,813,275** |
| **Future Funding Requirements:** | **0** |

# Monroe County Board of County Commissioners

## Fiscal Years 2024 thru 2028 Capital Improvement Program - CIP Appropriation Plan

Title: **Big Coppitt Wastewater**
Project: **304-22031**
Category: **Fund 304 Administrative & Misc.**
Status: **Adopted**
Office: **Project Management**
LMS:

| Comprehensive Plan Information | | Project Location | |
|---|---|---|---|
| **CIE Project:** N/A | **Plan Reference:** | **District:** | |
| **LOS/Concurrency:** | **Project Need:** | **Location:** | |

**Programmed Funding**

| Programmed Funding | Appropriated To Date | Budgeted FY 2024 | *Non-Appropriated Programmed CIP Funding* FY 2025 | FY 2026 | FY 2027 | FY 2028 | Future Funding |
|---|---|---|---|---|---|---|---|
| 258,400 | 0 | 51,680 | 51,680 | 51,680 | 51,680 | 51,680 | (258,400) |

**Description and Scope**

**Rationale**

**Project Map**

**Schedule of Activities**

| Project Activities | From - To | Amount |
|---|---|---|
| | **Total Budgetary Cost Estimate:** | **0** |

**Means of Financing**

| Funding Source | Amount |
|---|---|
| Fund 304 Miscellaneous Revenue | 258,400 |
| **Total Programmed Funding:** | **258,400** |
| **Future Funding Requirements:** | **(258,400)** |

# Monroe County Board of County Commissioners

## Fiscal Years 2024 thru 2028 Capital Improvement Program - CIP Appropriation Plan

Title: **Duck Key Wastewater**
Project: **304-22032**
Category: **Fund 304 Administrative & Misc.**
Status: **Adopted**
Office: **Project Management**
LMS:

| Comprehensive Plan Information | | Project Location | |
|---|---|---|---|
| **CIE Project:** N/A | **Plan Reference:** | **District:** | |
| **LOS/Concurrency:** | **Project Need:** | **Location:** | |

**Programmed Funding**

| Programmed Funding | Appropriated To Date | Budgeted FY 2024 | *Non-Appropriated Programmed CIP Funding* FY 2025 | FY 2026 | FY 2027 | FY 2028 | Future Funding |
|---|---|---|---|---|---|---|---|
| 155,000 | 0 | 31,000 | 31,000 | 31,000 | 31,000 | 31,000 | (155,000) |

**Description and Scope**

**Rationale**

**Project Map**

**Schedule of Activities**

| Project Activities | From - To | Amount |
|---|---|---|
| | **Total Budgetary Cost Estimate:** | **0** |

**Means of Financing**

| Funding Source | Amount |
|---|---|
| Fund 304 Miscellaneous Revenue | 155,000 |
| **Total Programmed Funding:** | **155,000** |
| **Future Funding Requirements:** | **(155,000)** |

# Monroe County Board of County Commissioners

## Fiscal Years 2024 thru 2028 Capital Improvement Program - CIP Appropriation Plan

Title: **Cudjoe Key Wastewater**
Project: **304-22033**
Category: **Fund 304 Administrative & Misc.**
Status: **Adopted**
Office: **Project Management**
LMS:

### Comprehensive Plan Information

**CIE Project:** N/A
**Plan Reference:**
**LOS/Concurrency:**
**Project Need:**

### Project Location

**District:**
**Location:**

### Programmed Funding

| Programmed Funding | Appropriated To Date | Budgeted FY 2024 | *Non-Appropriated Programmed CIP Funding* FY 2025 | FY 2026 | FY 2027 | FY 2028 | Future Funding |
|---|---|---|---|---|---|---|---|
| 750,000 | 0 | 150,000 | 150,000 | 150,000 | 150,000 | 150,000 | (750,000) |

### Description and Scope

### Rationale

### Project Map

### Schedule of Activities

| Project Activities | From - To | Amount |
|---|---|---|

**Total Budgetary Cost Estimate:** **0**

### Means of Financing

| Funding Source | Amount |
|---|---|
| Fund 304 Miscellaneous Revenue | 750,000 |

**Total Programmed Funding:** **750,000**
**Future Funding Requirements:** **(750,000)**

# Monroe County Board of County Commissioners

## Fiscal Years 2024 thru 2028 Capital Improvement Program - CIP Appropriation Plan

Title: **Stock Island MSTU**
Project: **304-22034**
Category: **Fund 304 Administrative & Misc.**
Status: **Adopted**
Office: **Project Management**
LMS:

| Comprehensive Plan Information | | Project Location | |
|---|---|---|---|
| **CIE Project:** N/A | **Plan Reference:** | **District:** | |
| **LOS/Concurrency:** | **Project Need:** | **Location:** | |

**Programmed Funding**

| Programmed Funding | Appropriated To Date | Budgeted FY 2024 | *Non-Appropriated Programmed CIP Funding* FY 2025 | FY 2026 | FY 2027 | FY 2028 | Future Funding |
|---|---|---|---|---|---|---|---|
| 10,000 | 0 | 10,000 | 0 | 0 | 0 | 0 | (10,000) |

**Description and Scope**

**Rationale**

**Project Map**

**Schedule of Activities**

| Project Activities | From - To | Amount |
|---|---|---|
| | **Total Budgetary Cost Estimate:** | **0** |

**Means of Financing**

| Funding Source | Amount |
|---|---|
| Fund 304 Miscellaneous Revenue | 10,000 |
| **Total Programmed Funding:** | **10,000** |
| **Future Funding Requirements:** | **(10,000)** |

# Monroe County Board of County Commissioners

## Fiscal Years 2024 thru 2028 Capital Improvement Program - CIP Appropriation Plan

Title: **Long Key MSTU**
Project: **304-22035**
Category: **Fund 304 Administrative & Misc.**
Status: **Adopted**
Office: **Project Management**
LMS:

| Comprehensive Plan Information | | Project Location | |
|---|---|---|---|
| **CIE Project:** N/A | **Plan Reference:** | **District:** | |
| **LOS/Concurrency:** | **Project Need:** | **Location:** | |

**Programmed Funding**

| Programmed Funding | Appropriated To Date | Budgeted FY 2024 | *Non-Appropriated Programmed CIP Funding* FY 2025 | FY 2026 | FY 2027 | FY 2028 | Future Funding |
|---|---|---|---|---|---|---|---|
| 10,000 | 0 | 10,000 | 0 | 0 | 0 | 0 | (10,000) |

**Description and Scope**

**Rationale**

**Project Map**

**Schedule of Activities**

| Project Activities | From - To | Amount |
|---|---|---|
| | **Total Budgetary Cost Estimate:** | **0** |

**Means of Financing**

| Funding Source | Amount |
|---|---|
| Fund 304 Miscellaneous Revenue | 10,000 |
| **Total Programmed Funding:** | **10,000** |
| **Future Funding Requirements:** | **(10,000)** |

# Monroe County Board of County Commissioners

## Fiscal Years 2024 thru 2028 Capital Improvement Program - CIP Appropriation Plan

Title: **Duck Key MSTU**
Project: **304-22036**
Category: **Fund 304 Administrative & Misc.**
Status: **Adopted**
Office: **Project Management**
LMS:

| Comprehensive Plan Information | | Project Location | |
|---|---|---|---|
| **CIE Project:** N/A | **Plan Reference:** | **District:** | |
| **LOS/Concurrency:** | **Project Need:** | **Location:** | |

**Programmed Funding**

| Programmed Funding | Appropriated To Date | Budgeted FY 2024 | *Non-Appropriated Programmed CIP Funding* FY 2025 | FY 2026 | FY 2027 | FY 2028 | Future Funding |
|---|---|---|---|---|---|---|---|
| 10,000 | 0 | 10,000 | 0 | 0 | 0 | 0 | (10,000) |

**Description and Scope**

**Rationale**

**Project Map**

**Schedule of Activities**

| Project Activities | From - To | Amount |
|---|---|---|
| | **Total Budgetary Cost Estimate:** | **0** |

**Means of Financing**

| Funding Source | Amount |
|---|---|
| Fund 304 Miscellaneous Revenue | 10,000 |
| **Total Programmed Funding:** | **10,000** |
| **Future Funding Requirements:** | **(10,000)** |

# Monroe County Board of County Commissioners

## Fiscal Years 2024 thru 2028 Capital Improvement Program - CIP Appropriation Plan

Title: **Jackson Square Chiller Building**
Project: **304-24002**
Category: **Fund 304 General Government**
Status: **Adopted**
Office: **Project Management**
LMS:

### Comprehensive Plan Information

**CIE Project:** N/A
**Plan Reference:**
**LOS/Concurrency:**
**Project Need:**

### Project Location

**District:**
**Location:** 500 Whitehead Street, Key West, FL 33040

### Programmed Funding

| Programmed Funding | Appropriated To Date | Budgeted FY 2024 | *Non-Appropriated Programmed CIP Funding* FY 2025 | FY 2026 | FY 2027 | FY 2028 | Future Funding |
|---|---|---|---|---|---|---|---|
| 620,379 | 620,379 | 0 | 0 | 0 | 0 | 0 | (300,379) |

### Description and Scope

A new Chiller Building to service Jackson Square buildings (Historic Jail, Historic Courthouse, Freeman Justice, Courthouse Annex). The current chiller is past life expectancy. The generator is running on a temporary trailer (after its' failure in 2019). And the equipment is housed on the Jefferson Browne roof (which is marked for demolition in a couple years).

### Rationale

### Funding Strategy

Fund 304

### Project Map



### Schedule of Activities

| Project Activities | From - To | Amount |
|---|---|---|
| Project Mgmt | 10/22 - 09/27 | 5,000 |
| Design/Engineering | 10/19 - 09/27 | 215,000 |
| Site Work Improvement | 10/22 - 09/27 | 100,000 |
| **Total Budgetary Cost Estimate:** | | **320,000** |

### Means of Financing

| Funding Source | Amount |
|---|---|
| Fund 304 1 Cent Infrastructure Sales Tax | 620,379 |
| **Total Programmed Funding:** | **620,379** |
| **Future Funding Requirements:** | **(300,379)** |

# Monroe County Board of County Commissioners

## Fiscal Years 2024 thru 2028 Capital Improvement Program - CIP Appropriation Plan

Title: **Public Defender Office Key West**
Project: **304-24007**
Category: **Fund 304 General Government**
Status: **Adopted**
Office: **Project Management**
LMS: **N/A**

### Comprehensive Plan Information

**CIE Project:** N/A
**Plan Reference:**
**LOS/Concurrency:** N/A
**Project Need:** N/A

### Project Location

**District:** District #1
**Location:** 316 Simonton Street, Key West, FL 33040

### Programmed Funding

| Programmed Funding | Appropriated To Date | Budgeted FY 2024 | *Non-Appropriated Programmed CIP Funding* FY 2025 | FY 2026 | FY 2027 | FY 2028 | Future Funding |
|---|---|---|---|---|---|---|---|
| **5,291,072** | **4,964,384** | **326,688** | **0** | **0** | **0** | **0** | **(2,525,939)** |

### Description and Scope

Purchase of property and redevelopment of building(s) in order to house the public defender's office in Key West. Costs will include land purchase, design, permitting and (re)construction. Complete remodel of historical building located in downtown Key West's historical district. Three buildings on parcel of land with two of the three being historical.

### Rationale

Florida law requires that the County provide office space for the Public Defender. The Public Defender currently occupies a rental property which is being redeveloped and is no longer available for rent as of March 2019. Finding appropriate rental properties is getting difficult and the County feels that purchasing a property will alleviate any future uncertainty. An interim rental location has been found while the County purchases and renovates a property.

### Funding Strategy

Fund 304

### Operating Budget Impacts

BOCC approved Land purchase 2/20/19 subject to redevelopment ability. Planning, design and permitting costs to be mainly in FY20. Construction costs to occur in FY21-FY22.

### Project Map

### Schedule of Activities

| Project Activities | From - To | Amount |
|---|---|---|
| Project Mgmt | 10/18 - 09/24 | 10,000 |
| Design/Engineering | 10/19 - 09/24 | 5,133 |
| Site Work Improvement | 10/21 - 09/24 | 2,750,000 |
| | **Total Budgetary Cost Estimate:** | **2,765,133** |

### Means of Financing

| Funding Source | Amount |
|---|---|
| Fund 304 1 Cent Infrastructure Sales Tax | 5,291,072 |
| **Total Programmed Funding:** | **5,291,072** |
| **Future Funding Requirements:** | **(2,525,939)** |

# Monroe County Board of County Commissioners

## Fiscal Years 2024 thru 2028 Capital Improvement Program - CIP Appropriation Plan

Title: **Rockland Key Public Works Facility**
Project: **304-24009**
Category: **Fund 304 General Government**
Status: **Proposed**
Office: **Project Management**
LMS:

### Comprehensive Plan Information

**CIE Project:** Yes
**Plan Reference:**
**LOS/Concurrency:**
**Project Need:**

### Project Location

**District:**
**Location:** Rockland Key

### Programmed Funding

| Programmed Funding | Appropriated To Date | Budgeted FY 2024 | *Non-Appropriated Programmed CIP Funding* FY 2025 | FY 2026 | FY 2027 | FY 2028 | Future Funding |
|---|---|---|---|---|---|---|---|
| 2,548,000 | 30,000 | 1,445,000 | 1,073,000 | 0 | 0 | 0 | (1,309,657) |

### Description and Scope

New construction of a Public Works Center on Rockland Key to serve the lower Keys vacating the area at the Key West Airport according to the Airport's Master Plan. Project has been revised to phase construction in functional blocks over the next four years.

### Rationale

### Project Map




### Schedule of Activities

| Project Activities | From - To | Amount |
|---|---|---|
| Design/Architecture | 10/21 - 09/27 | 30,000 |
| Land | 10/21 - 09/22 | 1,208,343 |
| **Total Budgetary Cost Estimate:** | | **1,238,343** |

### Means of Financing

| Funding Source | Amount |
|---|---|
| Fund 304 1 Cent Infrastructure Sales Tax | 2,548,000 |
| **Total Programmed Funding:** | **2,548,000** |
| **Future Funding Requirements:** | **(1,309,657)** |

# Monroe County Board of County Commissioners

## Fiscal Years 2024 thru 2028 Capital Improvement Program - CIP Appropriation Plan

Title: **HMGP Wind Retrofit**
Project: **304-24010**
Category: **Fund 304 General Government**
Status: **Proposed**
Office: **Project Management**
LMS:

### Comprehensive Plan Information

**CIE Project:** N/A
**Plan Reference:**
**LOS/Concurrency:**
**Project Need:**

### Project Location

**District:**
**Location:** Various

### Programmed Funding

| Programmed Funding | Appropriated To Date | Budgeted FY 2024 | *Non-Appropriated Programmed CIP Funding* FY 2025 | FY 2026 | FY 2027 | FY 2028 | Future Funding |
|---|---|---|---|---|---|---|---|
| **2,231,149** | **297,670** | **99,223** | **917,128** | **917,128** | **0** | **0** | **(1,933,479)** |

### Description and Scope

Protection of all exterior openings with impact windows and doors of 10 county buildings and retrofitting the existing roof of 7 of those 10 buildings.

### Rationale

HMGP Grant received to protect 10 public facilities in Monroe County.

### Funding Strategy

HMGP Grant in the amount of $732,505.00 provides 75% funding with 25% match from County Fund 304
125-22578 (HMGP Grant)
304-24010

### Project Map

### Schedule of Activities

| Project Activities | From - To | Amount |
|---|---|---|
| Design/Architecture | 10/22 - 09/26 | 297,670 |
| | **Total Budgetary Cost Estimate:** | **297,670** |

### Means of Financing

| Funding Source | Amount |
|---|---|
| Fund 304 1 Cent Infrastructure Sales Tax | 2,231,149 |
| **Total Programmed Funding:** | **2,231,149** |
| **Future Funding Requirements:** | **(1,933,479)** |

# Monroe County Board of County Commissioners

## Fiscal Years 2024 thru 2028 Capital Improvement Program - CIP Appropriation Plan

Title: **Gato Building Repairs**
Project: **304-24011**
Category: **Fund 304 General Government**
Status: **Proposed**
Office: **Project Management**
LMS:

### Comprehensive Plan Information

**CIE Project:** N/A
**Plan Reference:**
**LOS/Concurrency:**
**Project Need:**

### Project Location

**District:**
**Location:** 1100 Simonton Street, Key West

### Programmed Funding

| Programmed Funding | Appropriated To Date | Budgeted FY 2024 | *Non-Appropriated Programmed CIP Funding* FY 2025 | FY 2026 | FY 2027 | FY 2028 | Future Funding |
|---|---|---|---|---|---|---|---|
| **239,370** | **100,000** | **139,370** | **0** | **0** | **0** | **0** | **(139,370)** |

### Description and Scope

Spalling repairs to the Gato Building

### Rationale

### Funding Strategy

Fund 304

### Project Map

### Schedule of Activities

| Project Activities | From - To | Amount |
|---|---|---|
| Project Mgmt | 10/22 - 09/24 | 10,000 |
| Design/Architecture | 10/22 - 09/24 | 53,660 |
| Site Work Improvement | 10/22 - 09/24 | 36,340 |
| **Total Budgetary Cost Estimate:** | | **100,000** |

### Means of Financing

| Funding Source | Amount |
|---|---|
| Fund 304 1 Cent Infrastructure Sales Tax | 239,370 |
| **Total Programmed Funding:** | **239,370** |
| **Future Funding Requirements:** | **(139,370)** |

# Monroe County Board of County Commissioners

## Fiscal Years 2024 thru 2028 Capital Improvement Program - CIP Appropriation Plan

Title: **HMGP Generators**
Project: **304-24015**
Category: **Fund 304 General Government**
Status: **Proposed**
Office: **Project Management**
LMS:

| Comprehensive Plan Information | | Project Location | |
|---|---|---|---|
| **CIE Project:** N/A | **Plan Reference:** | **District:** | |
| **LOS/Concurrency:** | **Project Need:** | **Location:** | |

**Programmed Funding**

| Programmed Funding | Appropriated To Date | Budgeted FY 2024 | *Non-Appropriated Programmed CIP Funding* FY 2025 | FY 2026 | FY 2027 | FY 2028 | Future Funding |
|---|---|---|---|---|---|---|---|
| 1,500,000 | 25,000 | 137,500 | 668,750 | 668,750 | 0 | 0 | (1,475,000) |

**Description and Scope**

The Florida Division of Emergency Management (FDEM), Mitigation Bureau, Hazard Mitigation Grant Program has awarded funding for Phase I which includes but is not limited to surveying, engineering, designing, plans preparation, permitting and bidding for the proposed project, for Phase II approval. The project is for the purchase and installation of an emergency system to reduce and/or mitigate the damage threat might otherwise occur from severe weather or other hazards. The design for Phase II scope shall include purchasing and installing 21 permanent generators and 14 portable generators.

**Rationale**

**Funding Strategy**

125-22579 (Phase I HMGP Grant)
304-24015 (HMGP Grant Match)
Phase II funded by different HMGP Grant

**Project Map**

**Schedule of Activities**

| Project Activities | From - To | Amount |
|---|---|---|
| Design/Engineering | 10/21 - 09/26 | 25,000 |
| | **Total Budgetary Cost Estimate:** | **25,000** |

**Means of Financing**

| Funding Source | Amount |
|---|---|
| Fund 304 1 Cent Infrastructure Sales Tax | 1,500,000 |
| **Total Programmed Funding:** | **1,500,000** |
| **Future Funding Requirements:** | **(1,475,000)** |

# Monroe County Board of County Commissioners

## Fiscal Years 2024 thru 2028 Capital Improvement Program - CIP Appropriation Plan

Title: **Historic Courthouse Brick Repairs - Phase I**
Project: **304-24016**
Category: **Fund 304 General Government**
Status: **Adopted**
Office: **Project Management**
LMS:

### Comprehensive Plan Information

**CIE Project:** N/A
**Plan Reference:**
**LOS/Concurrency:**
**Project Need:**

### Project Location

**District:**
**Location:** Key West

### Programmed Funding

| Programmed Funding | Appropriated To Date | Budgeted FY 2024 | *Non-Appropriated Programmed CIP Funding* FY 2025 | FY 2026 | FY 2027 | FY 2028 | Future Funding |
|---|---|---|---|---|---|---|---|
| 482,825 | 31,763 | 451,062 | 0 | 0 | 0 | 0 | (451,062) |

### Description and Scope

The painted brick from 1939 was sandblasted off approximately 50 years ago. This sandblasting damaged the fired face of the bricks. Because of this, they're soaking up moisture and causing a more rapid deterioration of the brick. This is the first of four (4) proposed phases to repair each side of the building.

### Rationale

### Funding Strategy

DHR Grant w/ 50% County match from Fund 304

### Project Map

### Schedule of Activities

| Project Activities | From - To | Amount |
|---|---|---|
| Design/Engineering | 10/22 - 09/24 | 31,763 |
| | **Total Budgetary Cost Estimate:** | **31,763** |

### Means of Financing

| Funding Source | Amount |
|---|---|
| Fund 304 1 Cent Infrastructure Sales Tax | 482,825 |
| **Total Programmed Funding:** | **482,825** |
| **Future Funding Requirements:** | **(451,062)** |

# Monroe County Board of County Commissioners

## Fiscal Years 2024 thru 2028 Capital Improvement Program - CIP Appropriation Plan

Title: **Higg's Beach Master Plan**
Project: **304-25001**
Category: **Fund 304 Culture & Recreation**
Status: **Adopted**
Office: **Project Management**
LMS: **N/A**

### Comprehensive Plan Information

**CIE Project:** Yes
**Plan Reference:** Element #12 Goal 1201
**LOS/Concurrency:** No
**Project Need:** Growth, Deficiency

### Project Location

**District:**
**Location:** 1000 Atlantic Blvd., Key West, FL 33040

### Programmed Funding

| Programmed Funding | Appropriated To Date | Budgeted FY 2024 | *Non-Appropriated Programmed CIP Funding* FY 2025 | FY 2026 | FY 2027 | FY 2028 | Future Funding |
|---|---|---|---|---|---|---|---|
| **5,917,178** | **717,178** | **100,000** | **100,000** | **1,000,000** | **4,000,000** | **0** | **(1,234,397)** |

### Description and Scope

Design, permitting, and construction of the relocation of Atlantic Avenue at Higgs Beach. The plan includes: Visitor & Nature Center, relocation of the internal road and White Street enhancements, relocation of parking lots, addition of bicycle lanes, expansion of the beach area, relocation and expansion of children's playground, addition of pedestrian sidewalks, two maintenance buildings, two volleyball courts and two pickle ball courts, removal of two tennis courts, relocation of small dog park revision of large dog park, revision of outdoor lighting fixtures, addition of sculpture garden and renovation of Whistling Duck Pond.

### Rationale

Higg's Beach is owned by Monroe County and is located within the jurisdictional boundaries of the City of Key West.
On March 10, 2010, the BOCC authorized the development of the Higg's Beach Master Plan, which comprised of two phases. The first phase included a planning and design process to gather community and stakeholder input, which was coordinated with City of Key West staff. A new boundary survey was acquired, and a ground penetrating radar survey was also conducted, in order to locate impact archaeological resources.
Monroe County and the City of Key West entered into a Development Agreement (Master Plan) on June 18, 2012. This plan will remain in effect for ten years unless the County seeks an extension.

### Funding Strategy

Monroe County is responsible for securing funding and the City shall provide assistance as needed. Some funding will be from District 1, Tourist Development Council (TDC) bed taxes, and from the One Cent Infrastructure Sales Surtax fund.

### Operating Budget Impacts

There is no operating budget impact in the current five year outlook.

### Project Map



### Schedule of Activities

| Project Activities | From - To | Amount |
|---|---|---|
| Project Mgmt | 10/19 - 09/23 | 10,000 |
| Construction | 10/19 - 09/27 | 4,672,781 |
| | **Total Budgetary Cost Estimate:** | **4,682,781** |

### Means of Financing

| Funding Source | Amount |
|---|---|
| Fund 304 1 Cent Infrastructure Sales Tax | 5,917,178 |
| **Total Programmed Funding:** | **5,917,178** |
| **Future Funding Requirements:** | **(1,234,397)** |

# Monroe County Board of County Commissioners

## Fiscal Years 2024 thru 2028 Capital Improvement Program - CIP Appropriation Plan

Title: **Rowell's Waterfront Park**
Project: **304-25005**
Category: **Fund 304 Culture & Recreation**
Status: **Adopted**
Office: **Project Management**
LMS: **N/A**

### Comprehensive Plan Information

**CIE Project:** N/A
**Plan Reference:**
**LOS/Concurrency:** N/A
**Project Need:** N/A

### Project Location

**District:**
**Location:** 104550 Overseas Hwy, Key Largo, FL 33037

### Programmed Funding

| Programmed Funding | Appropriated To Date | Budgeted FY 2024 | *Non-Appropriated Programmed CIP Funding* FY 2025 | FY 2026 | FY 2027 | FY 2028 | Future Funding |
|---|---|---|---|---|---|---|---|
| 626,745 | 546,545 | 80,200 | 0 | 0 | 0 | 0 | (453,150) |

### Description and Scope

Scenic Vista, walk and bike path, bathroom, parking lot, and landscaping

### Rationale

### Funding Strategy

One Cent Infrastructure Sales Tax - Fund 304; CDBG-CV grant; multiple TDC grants

### Project Map




### Schedule of Activities

| Project Activities | From - To | Amount |
|---|---|---|
| Project Mgmt | 10/19 - 09/24 | 25,000 |
| Design/Engineering | 10/19 - 09/24 | 148,595 |
| **Total Budgetary Cost Estimate:** | | **173,595** |

### Means of Financing

| Funding Source | Amount |
|---|---|
| Fund 304 1 Cent Infrastructure Sales Tax | 626,745 |
| **Total Programmed Funding:** | **626,745** |
| **Future Funding Requirements:** | **(453,150)** |

# Monroe County Board of County Commissioners

## Fiscal Years 2024 thru 2028 Capital Improvement Program - CIP Appropriation Plan

Title: **Lower Keys Activity Center**
Project: **304-25009**
Category: **Fund 304 Culture & Recreation**
Status: **Proposed**
Office: **Project Management**
LMS:

### Comprehensive Plan Information

**CIE Project:** N/A
**Plan Reference:**
**LOS/Concurrency:**
**Project Need:**

### Project Location

**District:**
**Location:**

### Programmed Funding

| Programmed Funding | Appropriated To Date | Budgeted FY 2024 | *Non-Appropriated Programmed CIP Funding* FY 2025 | FY 2026 | FY 2027 | FY 2028 | Future Funding |
|---|---|---|---|---|---|---|---|
| 1,750,000 | 0 | 1,750,000 | 0 | 0 | 0 | 0 | (1,750,000) |

### Description and Scope

### Rationale

### Project Map

### Schedule of Activities

| Project Activities | From - To | Amount |
|---|---|---|
| | **Total Budgetary Cost Estimate:** | **0** |

### Means of Financing

| Funding Source | Amount |
|---|---|
| Fund 304 1 Cent Infrastructure Sales Tax | 1,750,000 |
| **Total Programmed Funding:** | **1,750,000** |
| **Future Funding Requirements:** | **(1,750,000)** |

# Monroe County Board of County Commissioners

## Fiscal Years 2024 thru 2028 Capital Improvement Program - CIP Appropriation Plan

Title: **MCSO Generator**
Project: **304-26004**
Category: **Fund 304 Public Safety**
Status: **Proposed**
Office: **Project Management**
LMS:

### Comprehensive Plan Information

**CIE Project:** N/A
**Plan Reference:**
**LOS/Concurrency:**
**Project Need:**

### Project Location

**District:**
**Location:** Stock Island Detention Center

### Programmed Funding

| Programmed Funding | Appropriated To Date | Budgeted FY 2024 | *Non-Appropriated Programmed CIP Funding* FY 2025 | FY 2026 | FY 2027 | FY 2028 | Future Funding |
|---|---|---|---|---|---|---|---|
| **5,085,916** | **1,689,346** | **2,780,000** | **616,570** | **0** | **0** | **0** | **(4,260,916)** |

### Description and Scope

Existing Generators are located inside the existing detention center building.
The cost to replace those generators is extremely high due to the need for specialized cranes/equipment to access them. A new building addition is more expensive, however it will allow for easy/less costly repairs/replacement in the future.

### Rationale

### Project Map

### Schedule of Activities

| Project Activities | From - To | Amount |
|---|---|---|
| Project Mgmt | 10/21 - 09/25 | 5,000 |
| Design/Architecture | 10/21 - 09/25 | 220,000 |
| Site Work Improvement | 10/22 - 09/25 | 600,000 |
| | **Total Budgetary Cost Estimate:** | **825,000** |

### Means of Financing

| Funding Source | Amount |
|---|---|
| Fund 304 1 Cent Infrastructure Sales Tax | 5,085,916 |
| **Total Programmed Funding:** | **5,085,916** |
| **Future Funding Requirements:** | **(4,260,916)** |

# Monroe County Board of County Commissioners

## Fiscal Years 2024 thru 2028 Capital Improvement Program - CIP Appropriation Plan

Title: **MCSO Cudjoe Substation**
Project: **304-26009**
Category: **Fund 304 Public Safety**
Status: **Proposed**
Office: **Project Management**
LMS:

### Comprehensive Plan Information

**CIE Project:** N/A
**Plan Reference:**
**LOS/Concurrency:**
**Project Need:**

### Project Location

**District:**
**Location:**

### Programmed Funding

| Programmed Funding | Appropriated To Date | Budgeted FY 2024 | *Non-Appropriated Programmed CIP Funding* FY 2025 | FY 2026 | FY 2027 | FY 2028 | Future Funding |
|---|---|---|---|---|---|---|---|
| 4,300,000 | 0 | 50,000 | 250,000 | 2,000,000 | 2,000,000 | 0 | (4,300,000) |

### Description and Scope

### Rationale

### Project Map

### Schedule of Activities

| Project Activities | From - To | Amount |
|---|---|---|
| | | |
| **Total Budgetary Cost Estimate:** | | **0** |

### Means of Financing

| Funding Source | Amount |
|---|---|
| Fund 304 1 Cent Infrastructure Sales Tax | 4,300,000 |
| **Total Programmed Funding:** | **4,300,000** |
| **Future Funding Requirements:** | **(4,300,000)** |

# Monroe County Board of County Commissioners

## Fiscal Years 2024 thru 2028 Capital Improvement Program - CIP Appropriation Plan

Title: **MCSO Marathon Substation**
Project: **304-26010**
Category: **Fund 304 Public Safety**
Status: **Proposed**
Office: **Project Management**
LMS:

| Comprehensive Plan Information | | Project Location | |
|---|---|---|---|
| **CIE Project:** N/A | **Plan Reference:** | **District:** | |
| **LOS/Concurrency:** | **Project Need:** | **Location:** | |

**Programmed Funding**

| Programmed Funding | Appropriated To Date | Budgeted FY 2024 | *Non-Appropriated Programmed CIP Funding* FY 2025 | FY 2026 | FY 2027 | FY 2028 | Future Funding |
|---|---|---|---|---|---|---|---|
| 2,000,000 | 0 | 660,000 | 1,340,000 | 0 | 0 | 0 | (2,000,000) |

**Description and Scope**

**Rationale**

**Project Map**

**Schedule of Activities**

| Project Activities | From - To | Amount |
|---|---|---|
| | | |
| | **Total Budgetary Cost Estimate:** | **0** |

**Means of Financing**

| Funding Source | Amount |
|---|---|
| Fund 304 1 Cent Infrastructure Sales Tax | 2,000,000 |
| **Total Programmed Funding:** | **2,000,000** |
| **Future Funding Requirements:** | **(2,000,000)** |

# Monroe County Board of County Commissioners

## Fiscal Years 2024 thru 2028 Capital Improvement Program - CIP Appropriation Plan

Title: **Sugarloaf Fire Station Replacement**
Project: **304-26013**
Category: **Fund 304 Public Safety**
Status: **Adopted**
Office: **Project Management**
LMS:

### Comprehensive Plan Information

**CIE Project:** N/A
**Plan Reference:**
**LOS/Concurrency:**
**Project Need:**

### Project Location

**District:**
**Location:**

### Programmed Funding

| Programmed Funding | Appropriated To Date | Budgeted FY 2024 | *Non-Appropriated Programmed CIP Funding* FY 2025 | FY 2026 | FY 2027 | FY 2028 | Future Funding |
|---|---|---|---|---|---|---|---|
| 7,449,483 | 0 | 5,908,265 | 1,541,218 | 0 | 0 | 0 | (7,449,483) |

### Description and Scope

Fire Station needs replacement. (project assumes no addition of an emergency signal on US1, no community room, and provides 3 Bay - 4 Bunk Approx 10,000 sq ft) Project will require an elevator as some space will need to be over bays. Wetlands within close proximity.

### Rationale

### Project Map

### Schedule of Activities

| Project Activities | From - To | Amount |
|---|---|---|
| | **Total Budgetary Cost Estimate:** | **0** |

### Means of Financing

| Funding Source | Amount |
|---|---|
| Fund 304 Fund Balance Forward | 2,803,838 |
| Fund 304 Miscellaneous Revenue | 4,645,645 |
| **Total Programmed Funding:** | **7,449,483** |
| **Future Funding Requirements:** | **(7,449,483)** |

# Monroe County Board of County Commissioners

## Fiscal Years 2024 thru 2028 Capital Improvement Program - CIP Appropriation Plan

Title: **Key Largo III**
Project: **304-27010**
Category: **Fund 304 Transportation**
Status: **Proposed**
Office: **Engineering Services/Roads**
LMS:

### Comprehensive Plan Information

**CIE Project:** N/A
**Plan Reference:**
**LOS/Concurrency:**
**Project Need:**

### Project Location

**District:**
**Location:**

### Programmed Funding

| Programmed Funding | Appropriated To Date | Budgeted FY 2024 | *Non-Appropriated Programmed CIP Funding* FY 2025 | FY 2026 | FY 2027 | FY 2028 | Future Funding |
|---|---|---|---|---|---|---|---|
| 1,345,884 | 0 | 1,075,354 | 270,530 | 0 | 0 | 0 | (1,345,884) |

### Description and Scope

### Rationale

### Project Map

### Schedule of Activities

| Project Activities | From - To | Amount |
|---|---|---|
| | **Total Budgetary Cost Estimate:** | **0** |

### Means of Financing

| Funding Source | Amount |
|---|---|
| Fund 304 1 Cent Infrastructure Sales Tax | 1,345,884 |
| **Total Programmed Funding:** | **1,345,884** |
| **Future Funding Requirements:** | **(1,345,884)** |

# Monroe County Board of County Commissioners

## Fiscal Years 2024 thru 2028 Capital Improvement Program - CIP Appropriation Plan

Title: **Harbor Drive Bridge Replacement**
Project: **304-27012**
Category: **Fund 304 Transportation**
Status: **Proposed**
Office: **Engineering Services/Roads**
LMS:

| Comprehensive Plan Information | | Project Location | |
|---|---|---|---|
| **CIE Project:** N/A | **Plan Reference:** | **District:** | |
| **LOS/Concurrency:** | **Project Need:** | **Location:** | |

**Programmed Funding**

| Programmed Funding | Appropriated To Date | Budgeted FY 2024 | *Non-Appropriated Programmed CIP Funding* FY 2025 | FY 2026 | FY 2027 | FY 2028 | Future Funding |
|---|---|---|---|---|---|---|---|
| 5,757,282 | 0 | 5,257,282 | 500,000 | 0 | 0 | 0 | (5,757,282) |

**Description and Scope**

**Rationale**

**Project Map**

**Schedule of Activities**

| Project Activities | From - To | Amount |
|---|---|---|
| | | |
| **Total Budgetary Cost Estimate:** | | **0** |

**Means of Financing**

| Funding Source | Amount |
|---|---|
| Fund 304 1 Cent Infrastructure Sales Tax | 5,257,282 |
| Fund 304 Fund Balance Forward | 500,000 |
| **Total Programmed Funding:** | **5,757,282** |
| **Future Funding Requirements:** | **(5,757,282)** |

# Monroe County Board of County Commissioners

## Fiscal Years 2024 thru 2028 Capital Improvement Program - CIP Appropriation Plan

Title: **Sands Subdivision Sea Level Rise**
Project: **304-27013**
Category: **Fund 304 Transportation**
Status: **Proposed**
Office: **Engineering Services/Roads**
LMS:

### Comprehensive Plan Information

**CIE Project:** N/A
**Plan Reference:**
**LOS/Concurrency:**
**Project Need:**

### Project Location

**District:**
**Location:**

### Programmed Funding

| Programmed Funding | Appropriated To Date | Budgeted FY 2024 | *Non-Appropriated Programmed CIP Funding* FY 2025 | FY 2026 | FY 2027 | FY 2028 | Future Funding |
|---|---|---|---|---|---|---|---|
| 493,370 | 0 | 493,370 | 0 | 0 | 0 | 0 | (493,370) |

### Description and Scope

### Rationale

### Project Map

### Schedule of Activities

| Project Activities | From - To | Amount |
|---|---|---|

**Total Budgetary Cost Estimate:** **0**

### Means of Financing

| Funding Source | Amount |
|---|---|
| Fund 304 1 Cent Infrastructure Sales Tax | 493,370 |

**Total Programmed Funding:** **493,370**
**Future Funding Requirements:** **(493,370)**

# Monroe County Board of County Commissioners

## Fiscal Years 2024 thru 2028 Capital Improvement Program - CIP Appropriation Plan

Title: **No Name Key Bridge Repair**
Project: **304-27015**
Category: **Fund 304 Transportation**
Status: **Proposed**
Office: **Engineering Services/Roads**
LMS:

### Comprehensive Plan Information

**CIE Project:** N/A
**Plan Reference:**
**LOS/Concurrency:**
**Project Need:**

### Project Location

**District:**
**Location:**

### Programmed Funding

| Programmed Funding | Appropriated To Date | Budgeted FY 2024 | *Non-Appropriated Programmed CIP Funding* FY 2025 | FY 2026 | FY 2027 | FY 2028 | Future Funding |
|---|---|---|---|---|---|---|---|
| 10,106,178 | 0 | 506,178 | 400,000 | 400,000 | 4,400,000 | 4,400,000 | (10,106,178) |

### Description and Scope

### Rationale

### Project Map

### Schedule of Activities

| Project Activities | From - To | Amount |
|---|---|---|
| | | |
| **Total Budgetary Cost Estimate:** | | **0** |

### Means of Financing

| Funding Source | Amount |
|---|---|
| Fund 304 1 Cent Infrastructure Sales Tax | 10,106,178 |
| **Total Programmed Funding:** | **10,106,178** |
| **Future Funding Requirements:** | **(10,106,178)** |

# Monroe County Board of County Commissioners

## Fiscal Years 2024 thru 2028 Capital Improvement Program - CIP Appropriation Plan

Title: **Sugarloaf Blvd Bridge Replacement**
Project: **304-27016**
Category: **Fund 304 Transportation**
Status: **Proposed**
Office: **Engineering Services/Roads**
LMS:

| Comprehensive Plan Information | | Project Location | |
|---|---|---|---|
| **CIE Project:** N/A | **Plan Reference:** | **District:** | |
| **LOS/Concurrency:** | **Project Need:** | **Location:** | |

**Programmed Funding**

| Programmed Funding | Appropriated To Date | Budgeted FY 2024 | *Non-Appropriated Programmed CIP Funding* FY 2025 | FY 2026 | FY 2027 | FY 2028 | Future Funding |
|---|---|---|---|---|---|---|---|
| 4,640,255 | 0 | 0 | 0 | 3,480,191 | 1,160,064 | 0 | (4,640,255) |

**Description and Scope**

**Rationale**

**Project Map**

**Schedule of Activities**

| Project Activities | From - To | Amount |
|---|---|---|
| | **Total Budgetary Cost Estimate:** | **0** |

**Means of Financing**

| Funding Source | Amount |
|---|---|
| Fund 304 1 Cent Infrastructure Sales Tax | 4,640,255 |
| **Total Programmed Funding:** | **4,640,255** |
| **Future Funding Requirements:** | **(4,640,255)** |

# Monroe County Board of County Commissioners

## Fiscal Years 2024 thru 2028 Capital Improvement Program - CIP Appropriation Plan

Title: **Stillwright Point**
Project: **304-27017**
Category: **Fund 304 Transportation**
Status: **Proposed**
Office: **Engineering Services/Roads**
LMS:

| Comprehensive Plan Information | | Project Location | |
|---|---|---|---|
| **CIE Project:** N/A | **Plan Reference:** | **District:** | |
| **LOS/Concurrency:** | **Project Need:** | **Location:** | |

**Programmed Funding**

| Programmed Funding | Appropriated To Date | Budgeted FY 2024 | *Non-Appropriated Programmed CIP Funding* FY 2025 | FY 2026 | FY 2027 | FY 2028 | Future Funding |
|---|---|---|---|---|---|---|---|
| 525,405 | 0 | 450,000 | 75,405 | 0 | 0 | 0 | (525,405) |

**Description and Scope**

**Rationale**

**Project Map**

**Schedule of Activities**

| Project Activities | From - To | Amount |
|---|---|---|
| | | |
| **Total Budgetary Cost Estimate:** | | **0** |

**Means of Financing**

| Funding Source | Amount |
|---|---|
| Fund 304 1 Cent Infrastructure Sales Tax | 525,405 |
| **Total Programmed Funding:** | **525,405** |
| **Future Funding Requirements:** | **(525,405)** |

# Monroe County Board of County Commissioners

## Fiscal Years 2024 thru 2028 Capital Improvement Program - CIP Appropriation Plan

Title: **Toms Harbor Channel Bridge**
Project: **304-27018**
Category: **Fund 304 Transportation**
Status: **Adopted**
Office: **Engineering Services/Roads**
LMS:

| Comprehensive Plan Information | | Project Location | |
|---|---|---|---|
| **CIE Project:** N/A | **Plan Reference:** | **District:** | |
| **LOS/Concurrency:** | **Project Need:** | **Location:** | |

**Programmed Funding**

| Programmed Funding | Appropriated To Date | Budgeted FY 2024 | *Non-Appropriated Programmed CIP Funding* FY 2025 | FY 2026 | FY 2027 | FY 2028 | Future Funding |
|---|---|---|---|---|---|---|---|
| 498,039 | 0 | 498,039 | 0 | 0 | 0 | 0 | (498,039) |

**Description and Scope**

**Rationale**

**Project Map**

**Schedule of Activities**

| Project Activities | From - To | Amount |
|---|---|---|
| | **Total Budgetary Cost Estimate:** | **0** |

**Means of Financing**

| Funding Source | Amount |
|---|---|
| Fund 304 1 Cent Infrastructure Sales Tax | 498,039 |
| **Total Programmed Funding:** | **498,039** |
| **Future Funding Requirements:** | **(498,039)** |

# Monroe County Board of County Commissioners

## Fiscal Years 2024 thru 2028 Capital Improvement Program - CIP Appropriation Plan

Title: **Crane Blvd Shared Use Path**
Project: **304-27019**
Category: **Fund 304 Transportation**
Status: **Adopted**
Office: **Engineering Services/Roads**
LMS:

### Comprehensive Plan Information

**CIE Project:** N/A
**Plan Reference:**
**LOS/Concurrency:**
**Project Need:**

### Project Location

**District:**
**Location:**

### Programmed Funding

| Programmed Funding | Appropriated To Date | Budgeted FY 2024 | *Non-Appropriated Programmed CIP Funding* FY 2025 | FY 2026 | FY 2027 | FY 2028 | Future Funding |
|---|---|---|---|---|---|---|---|
| 1,150,000 | 0 | 0 | 0 | 0 | 0 | 1,150,000 | (1,150,000) |

### Description and Scope

### Rationale

### Project Map

### Schedule of Activities

| Project Activities | From - To | Amount |
|---|---|---|
| | **Total Budgetary Cost Estimate:** | **0** |

### Means of Financing

| Funding Source | Amount |
|---|---|
| Fund 304 1 Cent Infrastructure Sales Tax | 1,150,000 |
| **Total Programmed Funding:** | **1,150,000** |
| **Future Funding Requirements:** | **(1,150,000)** |

# Monroe County Board of County Commissioners

## Fiscal Years 2024 thru 2028 Capital Improvement Program - CIP Appropriation Plan

Title: **Key Deer Blvd North of Watson Road Repair**
Project: **304-27020**
Category: **Fund 304 Transportation**
Status: **Adopted**
Office: **Engineering Services/Roads**
LMS:

| Comprehensive Plan Information | | Project Location | |
|---|---|---|---|
| **CIE Project:** N/A | **Plan Reference:** | **District:** | |
| **LOS/Concurrency:** | **Project Need:** | **Location:** | |

**Programmed Funding**

| Programmed Funding | Appropriated To Date | Budgeted FY 2024 | *Non-Appropriated Programmed CIP Funding* FY 2025 | FY 2026 | FY 2027 | FY 2028 | Future Funding |
|---|---|---|---|---|---|---|---|
| 5,847,403 | 0 | 300,000 | 300,000 | 3,447,403 | 1,800,000 | 0 | (5,847,403) |

**Description and Scope**

**Rationale**

**Project Map**

**Schedule of Activities**

| Project Activities | From - To | Amount |
|---|---|---|
| | | |
| **Total Budgetary Cost Estimate:** | | **0** |

**Means of Financing**

| Funding Source | Amount |
|---|---|
| Fund 304 1 Cent Infrastructure Sales Tax | 5,847,403 |
| **Total Programmed Funding:** | **5,847,403** |
| **Future Funding Requirements:** | **(5,847,403)** |

# Monroe County Board of County Commissioners

## Fiscal Years 2024 thru 2028 Capital Improvement Program - CIP Appropriation Plan

Title: **Conch Key Roads SLR**
Project: **304-27021**
Category: **Fund 304 Transportation**
Status: **Adopted**
Office: **Engineering Services/Roads**
LMS:

### Comprehensive Plan Information

**CIE Project:** N/A
**Plan Reference:**
**LOS/Concurrency:**
**Project Need:**

### Project Location

**District:**
**Location:**

### Programmed Funding

| Programmed Funding | Appropriated To Date | Budgeted FY 2024 | *Non-Appropriated Programmed CIP Funding* FY 2025 | FY 2026 | FY 2027 | FY 2028 | Future Funding |
|---|---|---|---|---|---|---|---|
| 324,257 | 0 | 324,257 | 0 | 0 | 0 | 0 | (324,257) |

### Description and Scope

### Rationale

### Project Map

### Schedule of Activities

| Project Activities | From - To | Amount |
|---|---|---|

**Total Budgetary Cost Estimate:** **0**

### Means of Financing

| Funding Source | Amount |
|---|---|
| Fund 304 Fund Balance Forward | 324,257 |

**Total Programmed Funding:** **324,257**
**Future Funding Requirements:** **(324,257)**

# Monroe County Board of County Commissioners

## Fiscal Years 2024 thru 2028 Capital Improvement Program - CIP Appropriation Plan

Title: **Budgeted Transfers to 125**
Project: **304-590125**
Category: **Fund 304 Administrative & Misc.**
Status: **Proposed**
Office: **B.O.C.C.**
LMS: **N/A**

| Comprehensive Plan Information | | Project Location | |
|---|---|---|---|
| **CIE Project:** N/A | **Plan Reference:** | **District:** | |
| **LOS/Concurrency:** N/A | **Project Need:** N/A | **Location:** | |

**Programmed Funding**

| Programmed Funding | Appropriated To Date | Budgeted FY 2024 | *Non-Appropriated Programmed CIP Funding* FY 2025 | FY 2026 | FY 2027 | FY 2028 | Future Funding |
|---|---|---|---|---|---|---|---|
| 1,612,615 | 1,612,615 | 0 | 0 | 0 | 0 | 0 | (1,612,615) |

**Description and Scope**

**Rationale**

**Project Map**

**Schedule of Activities**

| Project Activities | From - To | Amount |
|---|---|---|
| | **Total Budgetary Cost Estimate:** | **0** |

**Means of Financing**

| Funding Source | Amount |
|---|---|
| Fund 304 1 Cent Infrastructure Sales Tax | 1,612,615 |
| **Total Programmed Funding:** | **1,612,615** |
| **Future Funding Requirements:** | **(1,612,615)** |

# Monroe County Board of County Commissioners

## Fiscal Years 2024 thru 2028 Capital Improvement Program - CIP Appropriation Plan

Title: **Debt Service Payments**
Project: **304-590207**
Category: **Fund 304 Administrative & Misc.**
Status: **Adopted**
Office: **B.O.C.C.**
LMS: **N/A**

| Comprehensive Plan Information | | Project Location | |
|---|---|---|---|
| **CIE Project:** N/A | **Plan Reference:** | **District:** | |
| **LOS/Concurrency:** N/A | **Project Need:** N/A | **Location:** | |

**Programmed Funding**

| Programmed Funding | Appropriated To Date | Budgeted FY 2024 | *Non-Appropriated Programmed CIP Funding* FY 2025 | FY 2026 | FY 2027 | FY 2028 | Future Funding |
|---|---|---|---|---|---|---|---|
| **126,011,709** | **32,349,745** | **22,095,936** | **22,093,749** | **20,091,746** | **14,690,212** | **14,690,321** | **(35,924,980)** |

**Description and Scope**

Transfer of funds from 304 to Debt Service Fund 207.

**Rationale**

**Project Map**

**Schedule of Activities**

| Project Activities | From - To | Amount |
|---|---|---|
| Project Management | 10/14 - 09/27 | 90,086,729 |
| | **Total Budgetary Cost Estimate:** | **90,086,729** |

**Means of Financing**

| Funding Source | Amount |
|---|---|
| Fund 304 1 Cent Infrastructure Sales Tax | 71,593,091 |
| Fund 304 Fund Balance Forward | 54,418,618 |
| **Total Programmed Funding:** | **126,011,709** |
| **Future Funding Requirements:** | **(35,924,980)** |

# Monroe County Board of County Commissioners

## Fiscal Years 2024 thru 2028 Capital Improvement Program - CIP Appropriation Plan

Title: **Budgeted Transfers to 310**
Project: **304-590310**
Category: **Fund 304 Administrative & Misc.**
Status: **Proposed**
Office: **B.O.C.C.**
LMS: **N/A**

### Comprehensive Plan Information

**CIE Project:** N/A
**Plan Reference:**
**LOS/Concurrency:** N/A
**Project Need:** N/A

### Project Location

**District:**
**Location:**

### Programmed Funding

| Programmed Funding | Appropriated To Date | Budgeted FY 2024 | *Non-Appropriated Programmed CIP Funding* FY 2025 | FY 2026 | FY 2027 | FY 2028 | Future Funding |
|---|---|---|---|---|---|---|---|
| 500,000 | 500,000 | 0 | 0 | 0 | 0 | 0 | 1,700,000 |

### Description and Scope

### Rationale

### Project Map

### Schedule of Activities

| Project Activities | From - To | Amount |
|---|---|---|
| Project Mgmt | 10/09 - 09/26 | 2,200,000 |
| | **Total Budgetary Cost Estimate:** | **2,200,000** |

### Means of Financing

| Funding Source | Amount |
|---|---|
| Fund 304 Fund Balance Forward | 500,000 |
| **Total Programmed Funding:** | **500,000** |
| **Future Funding Requirements:** | **1,700,000** |

# Monroe County Board of County Commissioners

## Fiscal Years 2024 thru 2028 Capital Improvement Program - CIP Appropriation Plan

Title: **Budgeted Transfers to 314**
Project: **304-590314**
Category: **Fund 304 Administrative & Misc.**
Status: **Proposed**
Office: **B.O.C.C.**
LMS: **N/A**

| Comprehensive Plan Information | | Project Location | |
|---|---|---|---|
| **CIE Project:** N/A | **Plan Reference:** | **District:** | |
| **LOS/Concurrency:** N/A | **Project Need:** N/A | **Location:** | |

**Programmed Funding**

| Programmed Funding | Appropriated To Date | Budgeted FY 2024 | *Non-Appropriated Programmed CIP Funding* FY 2025 | FY 2026 | FY 2027 | FY 2028 | Future Funding |
|---|---|---|---|---|---|---|---|
| 22,895,000 | 22,895,000 | 0 | 0 | 0 | 0 | 0 | (985,000) |

**Description and Scope**

**Rationale**

**Project Map**

**Schedule of Activities**

| Project Activities | From - To | Amount |
|---|---|---|
| Project Mgmt | 10/20 - 09/21 | 21,910,000 |
| | **Total Budgetary Cost Estimate:** | **21,910,000** |

**Means of Financing**

| Funding Source | Amount |
|---|---|
| Fund 304 1 Cent Infrastructure Sales Tax | 22,895,000 |
| **Total Programmed Funding:** | **22,895,000** |
| **Future Funding Requirements:** | **(985,000)** |

# Monroe County Board of County Commissioners

## Fiscal Years 2024 thru 2028 Capital Improvement Program - CIP Appropriation Plan

Title: **Land Acquisition**
Project: **304-590316**
Category: **Fund 304 Administrative & Misc.**
Status: **Proposed**
Office: **B.O.C.C.**
LMS: **N/A**

### Comprehensive Plan Information

**CIE Project:** N/A
**Plan Reference:**
**LOS/Concurrency:** N/A
**Project Need:** N/A

### Project Location

**District:**
**Location:** Countywide

### Programmed Funding

| Programmed Funding | Appropriated To Date | Budgeted FY 2024 | *Non-Appropriated Programmed CIP Funding* FY 2025 | FY 2026 | FY 2027 | FY 2028 | Future Funding |
|---|---|---|---|---|---|---|---|
| 7,250,000 | 7,250,000 | 0 | 0 | 0 | 0 | 0 | 2,750,000 |

### Description and Scope

### Rationale

### Project Map

### Schedule of Activities

| Project Activities | From - To | Amount |
|---|---|---|
| Project Mgmt | 10/21 - 09/23 | 10,000,000 |
| | **Total Budgetary Cost Estimate:** | **10,000,000** |

### Means of Financing

| Funding Source | Amount |
|---|---|
| Fund 304 1 Cent Infrastructure Sales Tax | 7,250,000 |
| **Total Programmed Funding:** | **7,250,000** |
| **Future Funding Requirements:** | **2,750,000** |

# Monroe County Board of County Commissioners

## Fiscal Years 2024 thru 2028 Capital Improvement Program - CIP Appropriation Plan

Title: **Cost Allocation - 86502**
Project: **304-590910**
Category: **Fund 304 Administrative & Misc.**
Status: **Adopted**
Office: **B.O.C.C.**
LMS: **N/A**

| Comprehensive Plan Information | | Project Location | |
|---|---|---|---|
| **CIE Project:** N/A | **Plan Reference:** | **District:** | |
| **LOS/Concurrency:** N/A | **Project Need:** N/A | **Location:** | |

**Programmed Funding**

| Programmed Funding | Appropriated To Date | Budgeted FY 2024 | *Non-Appropriated Programmed CIP Funding* FY 2025 | FY 2026 | FY 2027 | FY 2028 | Future Funding |
|---|---|---|---|---|---|---|---|
| 4,806,300 | 2,136,915 | 533,877 | 533,877 | 533,877 | 533,877 | 533,877 | (271,685) |

**Description and Scope**

Indirect costs paid out of the General Fund 001.

**Rationale**

**Project Map**

**Schedule of Activities**

| Project Activities | From - To | Amount |
|---|---|---|
| Project Management | 10/14 - 09/26 | 4,534,615 |
| | **Total Budgetary Cost Estimate:** | **4,534,615** |

**Means of Financing**

| Funding Source | Amount |
|---|---|
| Fund 304 1 Cent Infrastructure Sales Tax | 2,670,792 |
| Fund 304 Fund Balance Forward | 2,135,508 |
| **Total Programmed Funding:** | **4,806,300** |
| **Future Funding Requirements:** | **(271,685)** |

# Monroe County Board of County Commissioners

## Fiscal Years 2024 thru 2028 Capital Improvement Program - CIP Appropriation Plan

Title: **Contingency Reserves**
Project: **304-590990**
Category: **Fund 304 Administrative & Misc.**
Status: **Adopted**
Office: **B.O.C.C.**
LMS: **N/A**

| Comprehensive Plan Information | | Project Location | |
|---|---|---|---|
| **CIE Project:** N/A | **Plan Reference:** | **District:** | |
| **LOS/Concurrency:** N/A | **Project Need:** N/A | **Location:** | |

**Programmed Funding**

| Programmed Funding | Appropriated To Date | Budgeted FY 2024 | *Non-Appropriated Programmed CIP Funding* FY 2025 | FY 2026 | FY 2027 | FY 2028 | Future Funding |
|---|---|---|---|---|---|---|---|
| **7,588,993** | **0** | **1,000,000** | **1,500,000** | **1,500,000** | **1,500,000** | **2,088,993** | **(4,613,755)** |

**Description and Scope**

Unappropriated Reserves

**Rationale**

**Project Map**

**Schedule of Activities**

| Project Activities | From - To | Amount |
|---|---|---|
| Project Management | 10/20 - 09/26 | 2,975,238 |
| | **Total Budgetary Cost Estimate:** | **2,975,238** |

**Means of Financing**

| Funding Source | Amount |
|---|---|
| Fund 304 1 Cent Infrastructure Sales Tax | 1,817,946 |
| Fund 304 Fund Balance Forward | 5,521,047 |
| Fund 304 Interest Earnings | 250,000 |
| **Total Programmed Funding:** | **7,588,993** |
| **Future Funding Requirements:** | **(4,613,755)** |

# Monroe County Board of County Commissioners

## Fiscal Years 2024 thru 2028 Capital Improvement Program - CIP Appropriation Plan

Title: **Cash Balance**
Project: **304-590991**
Category: **Fund 304 Administrative & Misc.**
Status: **Adopted**
Office: **B.O.C.C.**
LMS: **N/A**

| Comprehensive Plan Information | | Project Location | |
|---|---|---|---|
| **CIE Project:** N/A | **Plan Reference:** | **District:** | |
| **LOS/Concurrency:** N/A | **Project Need:** N/A | **Location:** | |

**Programmed Funding**

| Programmed Funding | Appropriated To Date | Budgeted FY 2024 | *Non-Appropriated Programmed CIP Funding* FY 2025 | FY 2026 | FY 2027 | FY 2028 | Future Funding |
|---|---|---|---|---|---|---|---|
| 26,107,610 | 0 | 4,454,265 | 5,000,000 | 5,000,000 | 5,000,000 | 6,653,345 | (8,021,748) |

**Description and Scope**

**Rationale**

**Project Map**

**Schedule of Activities**

| Project Activities | From - To | Amount |
|---|---|---|
| Project Management | 10/19 - 09/26 | 18,085,862 |
| | **Total Budgetary Cost Estimate:** | **18,085,862** |

**Means of Financing**

| Funding Source | Amount |
|---|---|
| Fund 304 1 Cent Infrastructure Sales Tax | 6,441,582 |
| Fund 304 Fund Balance Forward | 16,720,038 |
| Fund 304 Less 5% | (8,995,721) |
| Fund 304 Miscellaneous Revenue | 11,941,711 |
| **Total Programmed Funding:** | **26,107,610** |
| **Future Funding Requirements:** | **(8,021,748)** |

# Monroe County Board of County Commissioners

## Fiscal Years 2024 thru 2028 Capital Improvement Program - CIP Appropriation Plan

Title: **Transfer to 125-Hurricane Irma Cost Share**
Project: **304-IRMA**
Category: **Fund 304 Administrative & Misc.**
Status: **Adopted**
Office: **B.O.C.C.**
LMS: **N/A**

| Comprehensive Plan Information | | Project Location | |
|---|---|---|---|
| **CIE Project:** N/A | **Plan Reference:** | **District:** | |
| **LOS/Concurrency:** N/A | **Project Need:** N/A | **Location:** | |

**Programmed Funding**

| Programmed Funding | Appropriated To Date | Budgeted FY 2024 | *Non-Appropriated Programmed CIP Funding* FY 2025 | FY 2026 | FY 2027 | FY 2028 | Future Funding |
|---|---|---|---|---|---|---|---|
| 1,500,000 | 1,500,000 | 0 | 0 | 0 | 0 | 0 | 1,000,000 |

**Description and Scope**

**Rationale**

**Project Map**

**Schedule of Activities**

| Project Activities | From - To | Amount |
|---|---|---|
| Grant Match | 10/19 - 09/23 | 2,500,000 |
| | **Total Budgetary Cost Estimate:** | **2,500,000** |

**Means of Financing**

| Funding Source | Amount |
|---|---|
| Fund 304 1 Cent Infrastructure Sales Tax | 1,500,000 |
| **Total Programmed Funding:** | **1,500,000** |
| **Future Funding Requirements:** | **1,000,000** |

# Monroe County Board of County Commissioners

## Fiscal Years 2024 thru 2028 Capital Improvement Program - CIP Appropriation Plan

Title: **Clerk ERP System**
Project: **86502 Clerk ERP**
Category: **Fund 304 Administrative & Misc.**
Status: **Proposed**
Office: **B.O.C.C.**
LMS: **N/A**

| Comprehensive Plan Information | | Project Location | |
|---|---|---|---|
| **CIE Project:** No | **Plan Reference:** | **District:** | |
| **LOS/Concurrency:** N/A | **Project Need:** Deficiency | **Location:** | |

**Programmed Funding**

| Programmed Funding | Appropriated To Date | Budgeted FY 2024 | *Non-Appropriated Programmed CIP Funding* FY 2025 | FY 2026 | FY 2027 | FY 2028 | Future Funding |
|---|---|---|---|---|---|---|---|
| 700,000 | 700,000 | 0 | 0 | 0 | 0 | 0 | 2,423,990 |

**Description and Scope**

An ERP system is essential to the operations of the Clerk's comptroller functions as well as the BOCC's OMB and HR functions. The current system, Finance Plus, is scheduled by its developer to sunset on December 31, 2021. Migrating to a new system is typically a 12–18 months process.

In 2004, the BOCC financed the Clerk's implementation of Finance Plus as the financial/payroll system for both the Board and the Clerk, as required by statute. After 16 years, this system has become antiquated: it is heavily paper-based; lacks adequate management reporting abilities; and requires repetitive data entry to maintain other disparate administrative systems used by the BOCC and the Clerk. Finance Plus has reached its end of life. Central Square, the vendor supporting Finance Plus, provided formal notification that support and maintenance will cease on December 31, 2021.

Given the shortcomings of Finance Plus, the Clerk's Office began a formal search beginning in mid2018 for a replacement system. Throughout the process, the Clerk's staff worked closely with Board
staff to seek a solution that would work best for both organizations.

**Rationale**

**Project Map**

**Schedule of Activities**

| Project Activities | From - To | Amount |
|---|---|---|
| Equipment | 10/19 - 09/25 | 3,123,990 |
| | **Total Budgetary Cost Estimate:** | **3,123,990** |

**Means of Financing**

| Funding Source | Amount |
|---|---|
| Fund 304 Fund Balance Forward | 700,000 |
| **Total Programmed Funding:** | **700,000** |
| **Future Funding Requirements:** | **2,423,990** |

# Monroe County Board of County Commissioners

## Fiscal Years 2024 thru 2028 Capital Improvement Program - CIP Appropriation Plan

Title: **Big Pine Swimming Hole**
Project: **CC1701**
Category: **Fund 304 Culture & Recreation**
Status: **Adopted**
Office: **Project Management**
LMS: **N/A**

### Comprehensive Plan Information

**CIE Project:** N/A
**Plan Reference:**
**LOS/Concurrency:** N/A
**Project Need:** N/A

### Project Location

**District:**
**Location:** 29550 Overseas Hwy, Big Pine Key

### Programmed Funding

| Programmed Funding | Appropriated To Date | Budgeted FY 2024 | *Non-Appropriated Programmed CIP Funding* FY 2025 | FY 2026 | FY 2027 | FY 2028 | Future Funding |
|---|---|---|---|---|---|---|---|
| 173,200 | 173,200 | 0 | 0 | 0 | 0 | 0 | 633,228 |

### Description and Scope

Development of the Lower Keys Scenic Viewing Area located at the Big Pine Swimming Hole. Project includes parking, kayak launch, restroom, information kiosks, shade structures, and boardwalk around swimming hole.

### Rationale

Project intersects with the Overseas Heritage Trail.

### Funding Strategy

Funded partially by LAP Agreement from FDOT which provides $850,000 in grant funding for Construction phase and $50,000 in grant funding for CEI Services. Funded partially by TDC grant of $326,954

### Project Map



### Schedule of Activities

| Project Activities | From - To | Amount |
|---|---|---|
| Project Mgmt | 10/19 - 09/22 | 2,160 |
| Construction | 10/19 - 09/22 | 804,268 |
| **Total Budgetary Cost Estimate:** | | **806,428** |

### Means of Financing

| Funding Source | Amount |
|---|---|
| Fund 304 1 Cent Infrastructure Sales Tax | 173,200 |
| **Total Programmed Funding:** | **173,200** |
| **Future Funding Requirements:** | **633,228** |

# Monroe County Board of County Commissioners

## Fiscal Years 2024 thru 2028 Capital Improvement Program - CIP Appropriation Plan

Title: **Pigeon Key**
Project: **CC1902**
Category: **Fund 304 Culture & Recreation**
Status: **Proposed**
Office: **Project Management**
LMS: **N/A**

### Comprehensive Plan Information

**CIE Project:** Yes
**Plan Reference:**
**LOS/Concurrency:** N/A
**Project Need:** N/A

### Project Location

**District:**
**Location:**

### Programmed Funding

| Programmed Funding | Appropriated To Date | Budgeted FY 2024 | *Non-Appropriated Programmed CIP Funding* FY 2025 | FY 2026 | FY 2027 | FY 2028 | Future Funding |
|---|---|---|---|---|---|---|---|
| 477,104 | 477,104 | 0 | 0 | 0 | 0 | 0 | (104) |

### Description and Scope

Pigeon Key is a historic landmark in the Florida Keys that holds near to many local and tourists hearts. The bridge and on-ramp that lead to Pigeon Key was in disrepair. This project is developing a strong foundation for the on ramp to the island itself.

### Rationale

To develop a safe experience for anyone who visits the island.

### Funding Strategy

Funding will come from the One Cent Infrastructure Sale Surtax.

### Project Map



### Schedule of Activities

| Project Activities | From - To | Amount |
|---|---|---|
| Construction | 10/19 - 09/20 | 477,000 |
| | **Total Budgetary Cost Estimate:** | **477,000** |

### Means of Financing

| Funding Source | Amount |
|---|---|
| Fund 304 1 Cent Infrastructure Sales Tax | 477,104 |
| **Total Programmed Funding:** | **477,104** |
| **Future Funding Requirements:** | **(104)** |

# Monroe County Board of County Commissioners

## Fiscal Years 2024 thru 2028 Capital Improvement Program - CIP Appropriation Plan

Title: **Tiny House**
Project: **CE1901**
Category: **Fund 304 Economic Environment**
Status: **Adopted**
Office: **Project Management**
LMS: **N/A**

### Comprehensive Plan Information

**CIE Project:** N/A
**Plan Reference:**
**LOS/Concurrency:** N/A
**Project Need:** N/A

### Project Location

**District:**
**Location:**

### Programmed Funding

| Programmed Funding | Appropriated To Date | Budgeted FY 2024 | *Non-Appropriated Programmed CIP Funding* FY 2025 | FY 2026 | FY 2027 | FY 2028 | Future Funding |
|---|---|---|---|---|---|---|---|
| 200,806 | 200,806 | 0 | 0 | 0 | 0 | 0 | 445,690 |

### Description and Scope

In 2018, the Monroe County Board of County Commissioners (BOCC) approved the construction of pilot tiny homes to serve as code-compliant models for residents who are rebuilding after losing their homes during Hurricane Irma. The commissioners sought creative solutions for housing construction products that are affordable, code compliance, wind, and flood-resistant. The County solicited vendor proposals to design and build different resilient code-compliant prototype tiny homes on County-owned land. Originally, the Commission sought proposals for 4 prototypes; however, only one delivered a finished product.

### Rationale

### Funding Strategy

Funded out of the One Cent Infrastructure Sale Surtax in the Economic Environment category.

### Project Map



### Schedule of Activities

| Project Activities | From - To | Amount |
|---|---|---|
| Project Mgmt | 10/22 - 09/22 | 25,000 |
| Construction | 10/19 - 09/21 | 621,496 |
| | **Total Budgetary Cost Estimate:** | **646,496** |

### Means of Financing

| Funding Source | Amount |
|---|---|
| Fund 304 1 Cent Infrastructure Sales Tax | 200,806 |
| **Total Programmed Funding:** | **200,806** |
| **Future Funding Requirements:** | **445,690** |

# Monroe County Board of County Commissioners

## Fiscal Years 2024 thru 2028 Capital Improvement Program - CIP Appropriation Plan

Title: **Ocean Reef ILA/Ambulance Purchase**
Project: **CG1901**
Category: **Fund 304 General Government**
Status: **Proposed**
Office: **B.O.C.C.**
LMS: **N/A**

### Comprehensive Plan Information

**CIE Project:** N/A
**Plan Reference:**
**LOS/Concurrency:** N/A
**Project Need:** N/A

### Project Location

**District:**
**Location:** Key Largo, FL

### Programmed Funding

| Programmed Funding | Appropriated To Date | Budgeted FY 2024 | *Non-Appropriated Programmed CIP Funding* FY 2025 | FY 2026 | FY 2027 | FY 2028 | Future Funding |
|---|---|---|---|---|---|---|---|
| 1,161,000 | 800,000 | 361,000 | 0 | 0 | 0 | 0 | 39,000 |

### Description and Scope

Reimbursement for the purchase of an Ambulance

### Rationale

### Funding Strategy

One Cent Infrastructure Sales Tax-Fund 304

### Project Map



### Schedule of Activities

| Project Activities | From - To | Amount |
|---|---|---|
| Project Mgmt | 10/18 - 09/20 | 1,200,000 |
| | **Total Budgetary Cost Estimate:** | **1,200,000** |

### Means of Financing

| Funding Source | Amount |
|---|---|
| Fund 304 1 Cent Infrastructure Sales Tax | 1,161,000 |
| **Total Programmed Funding:** | **1,161,000** |
| **Future Funding Requirements:** | **39,000** |

# Monroe County Board of County Commissioners

## Fiscal Years 2024 thru 2028 Capital Improvement Program - CIP Appropriation Plan

Title: **Jefferson B. Browne/Jackson Square**
Project: **CG1902**
Category: **Fund 304 General Government**
Status: **Adopted**
Office: **Project Management**
LMS: **N/A**

| Comprehensive Plan Information | | Project Location | |
|---|---|---|---|
| **CIE Project:** N/A | **Plan Reference:** | **District:** | |
| **LOS/Concurrency:** N/A | **Project Need:** N/A | **Location:** | |

**Programmed Funding**

| Programmed Funding | Appropriated To Date | Budgeted FY 2024 | *Non-Appropriated Programmed CIP Funding* FY 2025 | FY 2026 | FY 2027 | FY 2028 | Future Funding |
|---|---|---|---|---|---|---|---|
| 7,971,934 | 333,934 | 850,000 | 1,313,000 | 1,517,500 | 2,307,500 | 1,650,000 | (7,638,000) |

**Description and Scope**

A new Chiller Building to service Jackson Square buildings (Historic Jail, Historic Courthouse, Freeman Justice, Courthouse Annex). The current chiller is past life expectancy. The generator is running on a temporary trailer (after its' failure in 2019). And the equipment is housed on the Jefferson Browne roof (which is marked for demolition in a couple years).

**Rationale**

**Project Map**

**Schedule of Activities**

| Project Activities | From - To | Amount |
|---|---|---|
| Project Mgmt | 10/19 - 09/20 | 333,934 |
| | **Total Budgetary Cost Estimate:** | **333,934** |

**Means of Financing**

| Funding Source | Amount |
|---|---|
| Fund 304 1 Cent Infrastructure Sales Tax | 7,638,000 |
| Fund 304 Fund Balance Forward | 333,934 |
| **Total Programmed Funding:** | **7,971,934** |
| **Future Funding Requirements:** | **(7,638,000)** |

# Monroe County Board of County Commissioners

## Fiscal Years 2024 thru 2028 Capital Improvement Program - CIP Appropriation Plan

Title: **Guidance Care Center Project**
Project: **CG2001**
Category: **Fund 304 General Government**
Status: **Proposed**
Office: **Project Management**
LMS: **N/A**

### Comprehensive Plan Information

**CIE Project:** N/A
**Plan Reference:**
**LOS/Concurrency:** N/A
**Project Need:** N/A

### Project Location

**District:**
**Location:**

### Programmed Funding

| Programmed Funding | Appropriated To Date | Budgeted FY 2024 | *Non-Appropriated Programmed CIP Funding* FY 2025 | FY 2026 | FY 2027 | FY 2028 | Future Funding |
|---|---|---|---|---|---|---|---|
| 200,000 | 200,000 | 0 | 0 | 0 | 0 | 0 | 0 |

### Description and Scope

### Rationale

### Funding Strategy

Funded out of the One Cent Infrastructure Sale Surtax in the General Government Category.

### Project Map

### Schedule of Activities

| Project Activities | From - To | Amount |
|---|---|---|
| Other | 10/20 - 09/20 | 200,000 |
| | **Total Budgetary Cost Estimate:** | **200,000** |

### Means of Financing

| Funding Source | Amount |
|---|---|
| Fund 304 Fund Balance Forward | 200,000 |
| **Total Programmed Funding:** | **200,000** |
| **Future Funding Requirements:** | **0** |

# Monroe County Board of County Commissioners

## Fiscal Years 2024 thru 2028 Capital Improvement Program - CIP Appropriation Plan

Title: **Senior Nutrition Center**
Project: **CG2002**
Category: **Fund 304 General Government**
Status: **Proposed**
Office: **Project Management**
LMS: **N/A**

### Comprehensive Plan Information

**CIE Project:** N/A
**Plan Reference:**
**LOS/Concurrency:** N/A
**Project Need:** N/A

### Project Location

**District:**
**Location:**

### Programmed Funding

| Programmed Funding | Appropriated To Date | Budgeted FY 2024 | *Non-Appropriated Programmed CIP Funding* FY 2025 | FY 2026 | FY 2027 | FY 2028 | Future Funding |
|---|---|---|---|---|---|---|---|
| 67,000 | 67,000 | 0 | 0 | 0 | 0 | 0 | 5,595,000 |

### Description and Scope

This project is being developed to provide a place for the elderly of our community to go to, to receive meals and partake in activities.

### Rationale

### Funding Strategy

Funded out of the One Cent Infrastructure Sale Surtax in the General Government category.

### Project Map

### Schedule of Activities

| Project Activities | From - To | Amount |
|---|---|---|
| Project Mgmt | 10/20 - 09/25 | 25,000 |
| Design/Engineering | 10/20 - 09/25 | 473,000 |
| Demolition | 10/20 - 09/22 | 67,000 |
| Site Work Improvement | 10/21 - 09/25 | 5,052,000 |
| Art in Public Places | 10/22 - 09/24 | 45,000 |
| **Total Budgetary Cost Estimate:** | | **5,662,000** |

### Means of Financing

| Funding Source | Amount |
|---|---|
| Fund 304 1 Cent Infrastructure Sales Tax | 67,000 |
| **Total Programmed Funding:** | **67,000** |
| **Future Funding Requirements:** | **5,595,000** |

# Monroe County Board of County Commissioners

## Fiscal Years 2024 thru 2028 Capital Improvement Program - CIP Appropriation Plan

Title: **Building Automation Replacement**
Project: **CG2004**
Category: **Fund 304 General Government**
Status: **Adopted**
Office: **Project Management**
LMS: **N/A**

### Comprehensive Plan Information

**CIE Project:** No
**Plan Reference:**
**LOS/Concurrency:** N/A
**Project Need:** N/A

### Project Location

**District:**
**Location:** Detention Center

### Programmed Funding

| Programmed Funding | Appropriated To Date | Budgeted FY 2024 | *Non-Appropriated Programmed CIP Funding* FY 2025 | FY 2026 | FY 2027 | FY 2028 | Future Funding |
|---|---|---|---|---|---|---|---|
| 250,000 | 250,000 | 0 | 0 | 0 | 0 | 0 | 150,000 |

### Description and Scope

Replace the existing, no longer supported Environmental Building Management Systems (EBMS) with a Desigo Enterprise BMS for the amount of $237,583.06 allowing the County to monitor additional sites remotely and locally in a unified system. This replaces obsolete systems in critical facilities. This is a operating systems to monitor and control the Environmental Building Management Systems, such as fire alarms and HVAC systems, throughout Monroe County facilities, including the Detention Center.

### Rationale

### Project Map

### Schedule of Activities

| Project Activities | From - To | Amount |
|---|---|---|
| Project Management | 10/19 - 09/21 | 400,000 |
| | **Total Budgetary Cost Estimate:** | **400,000** |

### Means of Financing

| Funding Source | Amount |
|---|---|
| Fund 304 1 Cent Infrastructure Sales Tax | 250,000 |
| **Total Programmed Funding:** | **250,000** |
| **Future Funding Requirements:** | **150,000** |

# Monroe County Board of County Commissioners

## Fiscal Years 2024 thru 2028 Capital Improvement Program - CIP Appropriation Plan

Title: **College of FLK Upper Keys**
Project: **CM2001**
Category: **Fund 304 Administrative & Misc.**
Status: **Proposed**
Office: **Engineering Services/Roads**
LMS: **N/A**

### Comprehensive Plan Information

**CIE Project:** N/A
**Plan Reference:**
**LOS/Concurrency:** N/A
**Project Need:** N/A

### Project Location

**District:**
**Location:**

### Programmed Funding

| Programmed Funding | Appropriated To Date | Budgeted FY 2024 | *Non-Appropriated Programmed CIP Funding* FY 2025 | FY 2026 | FY 2027 | FY 2028 | Future Funding |
|---|---|---|---|---|---|---|---|
| 250,000 | 250,000 | 0 | 0 | 0 | 0 | 0 | 250,000 |

### Description and Scope

On August 21, 2018 The College of the Florida Keys closed on a 2.12-acre Key Largo property (MM 106.4) on the Overseas Highway. This will be the future site of the “Upper Keys Center” where the College plans to expand four existing programs in the Upper Keys: nursing, emergency medical technician, marine environmental technology and public safety (law enforcement and corrections academies). In addition, the College plans to develop new programs at the facility including: Marine resource management, paramedic, pharmacy technician, phlebotomy, and construction technologies.

### Rationale

### Operating Budget Impacts

10% Funds - Not our facility

### Project Map

### Schedule of Activities

| Project Activities | From - To | Amount |
|---|---|---|
| Design/Engineering | 10/19 - 09/21 | 500,000 |
| **Total Budgetary Cost Estimate:** | | **500,000** |

### Means of Financing

| Funding Source | Amount |
|---|---|
| Fund 304 1 Cent Infrastructure Sales Tax | 250,000 |
| **Total Programmed Funding:** | **250,000** |
| **Future Funding Requirements:** | **250,000** |

# Monroe County Board of County Commissioners

## Fiscal Years 2024 thru 2028 Capital Improvement Program - CIP Appropriation Plan

Title: **KL Fire Hydrants**
Project: **CP1403**
Category: **Fund 304 Public Safety**
Status: **Adopted**
Office: **Project Management**
LMS: **N/A**

### Comprehensive Plan Information

**CIE Project:** N/A
**Plan Reference:**
**LOS/Concurrency:** N/A
**Project Need:** N/A

### Project Location

**District:**
**Location:** Key Largo

### Programmed Funding

| Programmed Funding | Appropriated To Date | Budgeted FY 2024 | *Non-Appropriated Programmed CIP Funding* FY 2025 | FY 2026 | FY 2027 | FY 2028 | Future Funding |
|---|---|---|---|---|---|---|---|
| 1,439,225 | 989,225 | 150,000 | 150,000 | 150,000 | 0 | 0 | (300,000) |

### Description and Scope

An interlocal agreement between the County and Key Largo Fire Rescue & Emergency Medical Service District was approved on August 20, 2014 by the BOCC. The purpose of the agreement is for the County to reimburse the District for the purchase and installation of thirty three (33) fire hydrants using infrastructure sales surtax funds. The hydrant locations shall be selected in coordination/concurrence with the Monroe County Fire Marshall.

### Rationale

### Funding Strategy

The appropriations will be $150,000 per fiscal year.

### Operating Budget Impacts

There is no operating budget impact in the current five year outlook.

### Project Map




### Schedule of Activities

| Project Activities | From - To | Amount |
|---|---|---|
| Construction | 10/19 - 09/21 | 1,139,225 |
| | **Total Budgetary Cost Estimate:** | **1,139,225** |

### Means of Financing

| Funding Source | Amount |
|---|---|
| Fund 304 1 Cent Infrastructure Sales Tax | 1,439,225 |
| **Total Programmed Funding:** | **1,439,225** |
| **Future Funding Requirements:** | **(300,000)** |

# Monroe County Board of County Commissioners

## Fiscal Years 2024 thru 2028 Capital Improvement Program - CIP Appropriation Plan

Title: **Fire & Ambulance Fire Truck**
Project: **CP1901**
Category: **Fund 304 Public Safety**
Status: **Adopted**
Office: **Project Management**
LMS: **N/A**

### Comprehensive Plan Information

**CIE Project:** N/A
**Plan Reference:**
**LOS/Concurrency:** N/A
**Project Need:** N/A

### Project Location

**District:**
**Location:**

### Programmed Funding

| Programmed Funding | Appropriated To Date | Budgeted FY 2024 | *Non-Appropriated Programmed CIP Funding* FY 2025 | FY 2026 | FY 2027 | FY 2028 | Future Funding |
|---|---|---|---|---|---|---|---|
| 1,418,579 | 1,418,579 | 0 | 0 | 0 | 0 | 0 | 765,000 |

### Description and Scope

### Rationale

### Project Map

### Schedule of Activities

| Project Activities | From - To | Amount |
|---|---|---|
| Vehicle Replacement | 10/18 - 09/22 | 2,183,579 |
| | **Total Budgetary Cost Estimate:** | **2,183,579** |

### Means of Financing

| Funding Source | Amount |
|---|---|
| Fund 304 1 Cent Infrastructure Sales Tax | 1,418,579 |
| **Total Programmed Funding:** | **1,418,579** |
| **Future Funding Requirements:** | **765,000** |

# Monroe County Board of County Commissioners

## Fiscal Years 2024 thru 2028 Capital Improvement Program - CIP Appropriation Plan

Title: **Trauma Star Helicopter Replacement**
Project: **CP2202**
Category: **Fund 304 Public Safety**
Status: **Proposed**
Office: **Project Management**
LMS:

### Comprehensive Plan Information

**CIE Project:** N/A
**Plan Reference:**
**LOS/Concurrency:**
**Project Need:**

### Project Location

**District:**
**Location:**

### Programmed Funding

| Programmed Funding | Appropriated To Date | Budgeted FY 2024 | *Non-Appropriated Programmed CIP Funding* FY 2025 | FY 2026 | FY 2027 | FY 2028 | Future Funding |
|---|---|---|---|---|---|---|---|
| 51,499,800 | 0 | 13,306,800 | 38,193,000 | 0 | 0 | 0 | (51,499,800) |

### Description and Scope

### Rationale

### Project Map

### Schedule of Activities

| Project Activities | From - To | Amount |
|---|---|---|
| | | |
| **Total Budgetary Cost Estimate:** | | **0** |

### Means of Financing

| Funding Source | Amount |
|---|---|
| Fund 304 Miscellaneous Revenue | 51,499,800 |
| **Total Programmed Funding:** | **51,499,800** |
| **Future Funding Requirements:** | **(51,499,800)** |

# Monroe County Board of County Commissioners

## Fiscal Years 2024 thru 2028 Capital Improvement Program - CIP Appropriation Plan

Title: **1st Street/Bertha Ave Improvements**
Project: **CR1605**
Category: **Fund 304 Transportation**
Status: **Adopted**
Office: **Engineering Services/Roads**
LMS: **N/A**

### Comprehensive Plan Information

**CIE Project:** N/A
**Plan Reference:**
**LOS/Concurrency:** N/A
**Project Need:** N/A

### Project Location

**District:**
**Location:** Key West, FL

### Programmed Funding

| Programmed Funding | Appropriated To Date | Budgeted FY 2024 | *Non-Appropriated Programmed CIP Funding* FY 2025 | FY 2026 | FY 2027 | FY 2028 | Future Funding |
|---|---|---|---|---|---|---|---|
| 3,290,971 | 3,290,971 | 0 | 0 | 0 | 0 | 0 | 405,012 |

### Description and Scope

Next Lower Keys Project scheduled in the five year improvement program. Will need some drainage adjustments and coordination with the City of Key West and FDOT at 1st Avenue due to SLR issues with outfall. City drainage tied in to 1st Ave.

### Rationale

Next Lower Keys project in the five year paving and drainage improvement program.

### Funding Strategy

One Cent Infrastructure Sales Tax Fund 304
SCOP Grant Funding in the amount of $1,815,000

### Operating Budget Impacts

There is no operating budget impact in the current five year outlook.

### Project Map



### Schedule of Activities

| Project Activities | From - To | Amount |
|---|---|---|
| Construction | 10/19 - 09/22 | 3,695,983 |
| **Total Budgetary Cost Estimate:** | | **3,695,983** |

### Means of Financing

| Funding Source | Amount |
|---|---|
| Fund 304 Fund Balance Forward | 3,290,971 |
| **Total Programmed Funding:** | **3,290,971** |
| **Future Funding Requirements:** | **405,012** |

# Monroe County Board of County Commissioners

## Fiscal Years 2024 thru 2028 Capital Improvement Program - CIP Appropriation Plan

Title: **Koehn Sub Division**
Project: **CR1902**
Category: **Fund 304 Transportation**
Status: **Adopted**
Office: **Engineering Services/Roads**
LMS: **N/A**

### Comprehensive Plan Information

**CIE Project:** N/A
**Plan Reference:**
**LOS/Concurrency:** N/A
**Project Need:** N/A

### Project Location

**District:**
**Location:**

### Programmed Funding

| Programmed Funding | Appropriated To Date | Budgeted FY 2024 | *Non-Appropriated Programmed CIP Funding* FY 2025 | FY 2026 | FY 2027 | FY 2028 | Future Funding |
|---|---|---|---|---|---|---|---|
| **708,409** | **708,409** | **0** | **0** | **0** | **0** | **0** | **475,718** |

### Description and Scope

Koehn Sub Division Road Improvement Project. Total Project: $2,497,866

### Rationale

### Funding Strategy

$837,554 with One Cent Infrastructure Sales Tax Fund 304
$1,660,312 with SCOP Grant Funding.

### Project Map

### Schedule of Activities

| Project Activities | From - To | Amount |
|---|---|---|
| Construction | 10/19 - 09/21 | 1,184,127 |
| | **Total Budgetary Cost Estimate:** | **1,184,127** |

### Means of Financing

| Funding Source | Amount |
|---|---|
| Fund 304 1 Cent Infrastructure Sales Tax | 708,409 |
| **Total Programmed Funding:** | **708,409** |
| **Future Funding Requirements:** | **475,718** |

# Monroe County Board of County Commissioners

## Fiscal Years 2024 thru 2028 Capital Improvement Program - CIP Appropriation Plan

Title: **Seaview Drive Bridge Replacement**
Project: **CR2201**
Category: **Fund 304 Transportation**
Status: **Proposed**
Office: **Engineering Services/Roads**
LMS:

### Comprehensive Plan Information

**CIE Project:** N/A
**Plan Reference:**
**LOS/Concurrency:**
**Project Need:**

### Project Location

**District:**
**Location:**

### Programmed Funding

| Programmed Funding | Appropriated To Date | Budgeted FY 2024 | *Non-Appropriated Programmed CIP Funding* FY 2025 | FY 2026 | FY 2027 | FY 2028 | Future Funding |
|---|---|---|---|---|---|---|---|
| 1,489,089 | 0 | 1,489,089 | 0 | 0 | 0 | 0 | 3,107,474 |

### Description and Scope

Bridge needs to be replaced; cost includes temporary strengthening phase necessary due to weight restrictions.

### Rationale

### Funding Strategy

Partially Funded by 102.

### Project Map

### Schedule of Activities

| Project Activities | From - To | Amount |
|---|---|---|
| Construction | 10/20 - 09/24 | 4,596,563 |
| | **Total Budgetary Cost Estimate:** | **4,596,563** |

### Means of Financing

| Funding Source | Amount |
|---|---|
| Fund 304 1 Cent Infrastructure Sales Tax | 1,489,089 |
| **Total Programmed Funding:** | **1,489,089** |
| **Future Funding Requirements:** | **3,107,474** |

# Monroe County Board of County Commissioners

## Fiscal Years 2024 thru 2028 Capital Improvement Program - CIP Appropriation Plan

Title: **Twin Lakes**
Project: **CR2202**
Category: **Fund 304 Transportation**
Status: **Proposed**
Office: **Engineering Services/Roads**
LMS:

| Comprehensive Plan Information | | Project Location | |
|---|---|---|---|
| **CIE Project:** N/A | **Plan Reference:** | **District:** | |
| **LOS/Concurrency:** | **Project Need:** | **Location:** | |

**Programmed Funding**

| Programmed Funding | Appropriated To Date | Budgeted FY 2024 | *Non-Appropriated Programmed CIP Funding* FY 2025 | FY 2026 | FY 2027 | FY 2028 | Future Funding |
|---|---|---|---|---|---|---|---|
| 3,000,000 | 0 | 2,000,000 | 1,000,000 | 0 | 0 | 0 | (3,000,000) |

**Description and Scope**

**Rationale**

**Project Map**

**Schedule of Activities**

| Project Activities | From - To | Amount |
|---|---|---|
| | **Total Budgetary Cost Estimate:** | **0** |

**Means of Financing**

| Funding Source | Amount |
|---|---|
| Fund 304 1 Cent Infrastructure Sales Tax | 3,000,000 |
| **Total Programmed Funding:** | **3,000,000** |
| **Future Funding Requirements:** | **(3,000,000)** |

# Monroe County Board of County Commissioners

## Fiscal Years 2024 thru 2028 Capital Improvement Program - CIP Appropriation Plan

Title: **Canal Monitoring**
Project: **PE1901**
Category: **Fund 304 Physical Environment**
Status: **Adopted**
Office: **Project Management**
LMS: **N/A**

### Comprehensive Plan Information

**CIE Project:** N/A
**Plan Reference:**
**LOS/Concurrency:** N/A
**Project Need:** N/A

### Project Location

**District:**
**Location:**

### Programmed Funding

| Programmed Funding | Appropriated To Date | Budgeted FY 2024 | *Non-Appropriated Programmed CIP Funding* FY 2025 | FY 2026 | FY 2027 | FY 2028 | Future Funding |
|---|---|---|---|---|---|---|---|
| 163,230 | 163,230 | 0 | 0 | 0 | 0 | 0 | 210,182 |

### Description and Scope

This is for the continuation of maintaining clean and clear canals throughout our county.

### Rationale

### Funding Strategy

Funded out of the One Cent Infrastructure Sale Surtax in the Physical Environment category.

### Project Map



### Schedule of Activities

| Project Activities | From - To | Amount |
|---|---|---|
| Other | 10/18 - 09/22 | 373,412 |
| **Total Budgetary Cost Estimate:** | | **373,412** |

### Means of Financing

| Funding Source | Amount |
|---|---|
| Fund 304 Fund Balance Forward | 163,230 |
| **Total Programmed Funding:** | **163,230** |
| **Future Funding Requirements:** | **210,182** |

# Land Acquisition

| Project Categories | Appropriated To Date | FY 2024 Proposed | *Un-Appropriated Subsequent Years* FY 2025 | FY 2026 | FY 2027 | FY 2028 | 5 Year Total | CIP Total |
|---|---|---|---|---|---|---|---|---|
| Fund 316 Land Acquisition | 7,602,820 | 1,853,798 | 0 | 0 | 0 | 0 | 1,853,798 | 9,456,618 |
| 316 - 590990 Reserves | 0 | 150,000 | 0 | 0 | 0 | 0 | 150,000 | 150,000 |
| PE1602 Land Acquistion Match | 7,602,820 | 1,703,798 | 0 | 0 | 0 | 0 | 1,703,798 | 9,306,618 |
| Total Project Cost | 15,205,640 | 1,853,798 | 0 | 0 | 0 | 0 | 1,853,798 | 17,059,438 |

| Means of Financing | Appropriated To Date | FY 2024 Proposed | *Un-Appropriated Subsequent Years* FY 2025 | FY 2026 | FY 2027 | FY 2028 | 5 Year Total | CIP Total |
|---|---|---|---|---|---|---|---|---|
| Fund 316 Fund Balance Forward | 0 | 1,199,048 | 0 | 0 | 0 | 0 | 1,199,048 | 1,199,048 |
| Fund 316 Interest Earnings | 202,820 | 155,000 | 0 | 0 | 0 | 0 | 155,000 | 357,820 |
| Fund 316 Less 5% | 0 | -250 | 0 | 0 | 0 | 0 | -250 | -250 |
| Fund 316 Transfer in Fm Other Funds | 7,400,000 | 500,000 | 0 | 0 | 0 | 0 | 500,000 | 7,900,000 |
| Total Funding | 7,602,820 | 1,853,798 | 0 | 0 | 0 | 0 | 1,853,798 | 9,456,618 |

# Monroe County Board of County Commissioners

## Fiscal Years 2024 thru 2028 Capital Improvement Program - CIP Appropriation Plan

Title: **Reserves**
Project: **316 - 590990**
Category: **Fund 316 Land Acquisition**
Status: **Adopted**
Office: **B.O.C.C.**
LMS: **N/A**

| Comprehensive Plan Information | | Project Location | |
|---|---|---|---|
| **CIE Project:** N/A | **Plan Reference:** | **District:** | |
| **LOS/Concurrency:** N/A | **Project Need:** N/A | **Location:** | |

**Programmed Funding**

| Programmed Funding | Appropriated To Date | Budgeted FY 2024 | *Non-Appropriated Programmed CIP Funding* FY 2025 | FY 2026 | FY 2027 | FY 2028 | Future Funding |
|---|---|---|---|---|---|---|---|
| 150,000 | 0 | 150,000 | 0 | 0 | 0 | 0 | 180,384 |

**Description and Scope**

**Rationale**

**Project Map**

**Schedule of Activities**

| Project Activities | From - To | Amount |
|---|---|---|
| Other | 10/23 - 09/24 | 330,384 |
| | **Total Budgetary Cost Estimate:** | **330,384** |

**Means of Financing**

| Funding Source | Amount |
|---|---|
| Fund 316 Interest Earnings | 150,000 |
| **Total Programmed Funding:** | **150,000** |
| **Future Funding Requirements:** | **180,384** |

# Monroe County Board of County Commissioners

## Fiscal Years 2024 thru 2028 Capital Improvement Program - CIP Appropriation Plan

Title: **Land Acquistion Match**
Project: **PE1602**
Category: **Fund 316 Land Acquisition**
Status: **Proposed**
Office: **Project Management**
LMS: **N/A**

### Comprehensive Plan Information

**CIE Project:** N/A
**Plan Reference:**
**LOS/Concurrency:** N/A
**Project Need:** N/A

### Project Location

**District:**
**Location:**

### Programmed Funding

| Programmed Funding | Appropriated To Date | Budgeted FY 2024 | *Non-Appropriated Programmed CIP Funding* FY 2025 | FY 2026 | FY 2027 | FY 2028 | Future Funding |
|---|---|---|---|---|---|---|---|
| 9,306,618 | 7,602,820 | 1,703,798 | 0 | 0 | 0 | 0 | 693,382 |

### Description and Scope

### Rationale

### Project Map

### Schedule of Activities

| Project Activities | From - To | Amount |
|---|---|---|
| Land | 10/19 - 09/23 | 10,000,000 |
| **Total Budgetary Cost Estimate:** | | **10,000,000** |

### Means of Financing

| Funding Source | Amount |
|---|---|
| Fund 316 Fund Balance Forward | 1,199,048 |
| Fund 316 Interest Earnings | 207,820 |
| Fund 316 Less 5% | (250) |
| Fund 316 Transfer in Fm Other Funds | 7,900,000 |
| **Total Programmed Funding:** | **9,306,618** |
| **Future Funding Requirements:** | **693,382** |

# FY24 Proposed Budget

## *Glossary & Acronyms*

# Glossary

**ACCOUNT:** An expenditure category such as salaries, supplies or contractual services.

**ACCRUAL BASIS:** The basis of accounting whereby revenues are recognized when earned and measurable regardless of when collected; and expenses are recorded on a matching basis when incurred. All proprietary, expendable trust and agency funds use the accrual basis of accounting.

**ADOPTED BUDGET:** The budget approved by the Board of County Commissioners after two public hearings prior to the beginning of each fiscal year.

**AD VALOREM TAXES:** Property taxes based on the assessed value of real property.

**AGENCY FUNDS:** Agency funds are used to account for the assets held as an agent for individuals, private organizations, other governments, and/or other funds or accounts. Agency funds are purely custodial in nature.

**AGGREGATE MILLAGE RATE:** An average of all County taxes including dependent districts and municipal service taxing districts. The exception to this average are those amounts which were approved by a voter referendum for debt service expenses.

**ARTICLE V:** Article V of the Florida Constitution. Revision 7 of this article shifts the responsibility for many court-related items from the County to the State.

**APPROPRIATION UNIT:** A category of authorized expenditures including personnel services, operating expenses, capital outlay, transfers and reserves.

**APPROPRIATION:** An authorization made by the legislative body of a government which permits officials to incur obligations against and to make expenditures of governmental resources. Appropriations are usually made for fixed amounts and are typically granted for a one-year period.

**ASSESSED VALUATION:** A valuation set upon real estate and certain personal property by the Property Appraiser as a basis for levying property taxes. State law requires that assessed value be equal to the true market value of each property.

**BALANCED BUDGET:** A budget with total expenditures not exceeding total revenues and monies available in fund balance or fund equity within an individual fund.

**BASIS OF ACCOUNTING:** The methodology and timing of when revenues and expenditures or expenses are recognized in the accounts and reported in the financial statements.

**BOARD OF COUNTY COMMISSIONERS (BOCC):** Five (5) County officials elected by districts whose responsibility includes establishing County policy, adopting a County-wide budget and establishing a County millage rate.

**BUDGET:** A comprehensive financial plan of operation which attempts to rationalize the allocation of limited revenues among competing expenditure requirements for a given time period. Most local governments have two types of budgets - the “operating” budget and the “capital improvement” budget.

**CAPITAL ASSET:** Assets of significant value and having a useful life of several years. Capital assets are also called fixed assets.

**CAPITAL BUDGET:** A plan of proposed capital expenditures and the means of financing them, based on the first year of the *Capital Projects Plan* and legally adopted as a part of the complete annual budget which includes both operating and capital outlays.

**CAPITAL OUTLAY:** Expenditures for equipment, vehicles or machinery that results in the acquisition or addition to fixed assets with a value greater than $1,000.

# Glossary

**CAPITAL PROJECTS:** Projects that purchase, construct, or renovate capital assets. Typically, a capital project encompasses a purchase of land and/or the construction of a building, road or facility.

**CAPITAL PROJECT PLAN:** A multiyear plan that identifies each proposed capital project to be undertaken, when it will be started, and the proposed method of financing the expenditures. This information is presented in summary form, by year, and disaggregated by funding source.

**CARRY FORWARD:** Another name for Fund Balance since it represents the dollars left at the end of one year to be carried forward as revenue in the next year.

**CONSTITUTIONAL OFFICERS:** The Property Appraiser, Tax Collector, Supervisor of Elections, Sheriff and Clerk of Court are all independently elected County officials as per State constitution.

**CONTRACT AGENCIES:** Independent organizations which have a contract with the County to provide services to County residents in return for receiving some funding from the County.

**CONTRIBUTIONS:** A grant provided by the County to another government or non-profit agency which provides services to County residents.

**CONTINGENCY RESERVE:** A budgetary reserve set aside for emergencies or unforeseen expenditures not otherwise budgeted for.

**COST ALLOCATION:** The process of assigning indirect costs to cost objects.

**DEBT SERVICE:** Payment of interest and repayment of principal to holders of a government's debt instruments (bonds and loans).

**DEPARTMENT:** An organizational unit of the County which is functionally unique in its delivery of services. Department heads are hired by the County Administrator and confirmed by the BOCC.

**DIVISION:** An organizational unit composed of several departments responsible for carrying out a major governmental function such as Public Safety or Public Works.

**ENTERPRISE FUND:** A fund established to account for operations financed in a manner similar to a private business enterprise where the costs of providing goods and services to the public are financed or recovered through user charges. A good example of this type of fund is the Key West Airport Fund where the cost of operations is supported by the revenues generated.

**EXPANDED FUNDING LEVEL:** Funding for new services, enhancements to existing services and programs which were not already approved in the prior year budget to represent the cost of growth.

**EXPENDITURE:** The payment of cash on the transfer of property or services for the purpose of acquiring an asset, service or settling a loss.

**FISCAL YEAR:** Any consecutive 12-month period designated as a budget year. The County's budget year begins October 1 and ends September 30 of the following calendar year.

**FORECAST:** An estimate of revenue and expenses for the current fiscal year to be used to determine the expected balances at the end of the year.

**FULL TIME EQUIVALENT:** A term to describe manpower requirements in terms of full-time or eight hour days. For example, an employee who works 40 hours per week is a 1.0 FTE employee and an employee who works 20 hours per week at a job would be a .5 FTE.

# Glossary

**FUND BALANCE:** It is the resources remaining from prior years and which are available to be budgeted in the current year.

**FUND:** An independent fiscal and accounting entity with a self-balancing set of accounts within which revenues must equal expenditures, segregated for the purpose of carrying on specific activities of attaining certain objectives.

**GENERAL FUND:** A fund containing the revenues such as property taxes not designed by law for any one specific purpose. Some of the functions that are a part of the General Fund include the Tax Collector, Property Appraiser, Court Operations and Public Safety.

**GENERAL OBLIGATION BONDS:** When a government pledges its full faith and credit to the repayment of a bond. The term is usually used to refer to bonds which will be repaid from taxes and other general revenue sources.

**GRANT:** A contribution of assets (usually cash) by a governmental unit or other organization to another. Typically, these contributions are made to local governments from the state and federal governments. They are usually designated for specific purposes.

**HOMESTEAD EXEMPTION:** A $25,000.00 deduction from the total assessed value of owner occupied property. The taxable value of such a home is $25,000.00 less than the assessed value.

**HUMAN SERVICE ORGANIZATION:** Agencies, either County sponsored or non-profit in nature, for which the County provides partial funding.

**IMPACT FEES:** Monetary payments made by builders or developers to jurisdictions in order to defray the public costs of providing infrastructure services to the development.

**INDIRECT SERVICE CHARGE:** A revenue to the General Fund paid by other County funds for administrative services provided, such as risk management and data processing.

**INFRASTRUCTURE:** The basic physical and organizational structures and facilities (e.g., buildings, roads, and power supplies) needed for the operation of a society or enterprise.

**INTERFUND TRANSFER:** Amount transferred from one fund to another whereby a budget transfer represents an appropriation in one fund and a revenue in the other.

**INTERNAL SERVICE FUND:** A fund used to account for the financing of goods or services provided by one department to other departments on a reimbursement basis. Monroe County currently operates four (4) internal service funds: Worker's Compensation, Group Insurance, Risk Management and Fleet Management.

**LEVY:** To impose taxes, special assessments or service charges for the support of County activities.

**MANDATE:** Any responsibility, action or procedure that is imposed by one sphere of government on another through constitutional, legislative, administrative, executive or judicial action as a direct order or that is required as a condition of aid.

**MILL:** The property tax rate which is based on the valuation of property. A tax rate of one mill produces one dollar of taxes for each $1,000 of taxable property value.

**MODIFIED ACCRUAL BASIS:** The basis of accounting under which expenditures, whether paid or unpaid, are formally recognized when incurred, but revenues are recognized only when they become both measurable and available to finance expenditures of the current accounting period and expenditures are recognized when the fund liability is incurred. All governmental, expendable trust and agency funds use the modified accrual basis of accounting.

# Glossary

**MUNICIPAL SERVICE TAXING DISTRICT:** A district established to provide a specific service to a specific location within the unincorporated area.

**MUNICIPAL SERVICE TAXING UNIT:** A district established to provide a specific service to a specific location within the unincorporated area.

**OBJECTS OF EXPENDITURE:** As used in expenditure classification, this term applies to the character of the article purchased or the service obtained (rather than the purpose for which the article or service was purchased or obtained).

**OFFICE OF MANAGEMENT & BUDGET:** The County's department responsible for preparing and monitoring the budget document.

**OPERATING BUDGET:** A plan of financial operation which encompasses an estimate of proposed expenditures for the calendar year and the proposed means of financing them (revenues).

**OPERATING TRANSFER:** Transfer of cash or other assets from one County fund to another County fund.

**PERMANENT POSITIONS:** Total number of authorized employees including full-time and part-time positions who work on an annual basis.

**PERSONAL SERVICES:** Costs related to compensating County employees including salaries, wages, overtime pay, holiday pay and employee benefits costs such as social security, retirement, health insurance, life insurance and workers compensation.

**PRODUCTIVITY:** Maximizing the use of resources (personnel and dollars) to achieve an effective result at the least possible cost.

**PROPERTY TAX:** A tax levied on the assessed value of real property. Also referred to as Ad Valorem Taxes.

**PROPRIETARY FUNDS:** Funds operated like a business and charging user fees. Enterprise and Internal Service Funds fall within this classification.

**REFERENDUM:** Presenting an issue to the voters of the County where a majority of voters decide on the issue.

**RESERVE:** An account used to indicate that a portion of fund equity is legally restricted for a specific purpose.

**RESOURCES:** Total dollars available for appropriations including estimated revenues, fund transfers and beginning fund balances.

**REVENUE BONDS:** When a government issues bonds which do not pledge the full faith and credit of the jurisdiction, it issues limited liability revenue bonds. Typically, pledges are made to dedicate one specific revenue source to repay these bonds. Revenue bonds do not require voter approval under state law.

**REVENUE ESTIMATES:** A formal estimate of how much revenue will be earned from a specific revenue source from some future period.

**REVENUE:** Financial resources received from taxes, user charges and other levels of government such as state revenue sharing.

**ROLLED BACK RATE:** The rate that would generate the same amount of property tax revenues as approved for the prior year. (Less allowances for new construction, additions, deletions annexations, and improvements increasing value by at least 100% and tangible personal property value in excess of 115% of the previous year's value.)

# Glossary

**SPECIAL REVENUE FUNDS:** To account for specific sources of revenue such as gas taxes or building permit fees that are legally restricted for expenditures of specific purposes.

**TAX LEVY:** The total amount to be raised by general property taxes.

**TAX RATE:** The amount of taxes (mills) levied for each $1,000 of assessed valuation.

**TAX ROLL:** The certification of assessed/taxable values prepared by the Property Appraiser and presented to the taxing authority by July 1 of each year.

**TENTATIVE BUDGET:** The preliminary budget approved by the Board of County Commissioners for the purpose of establishing a millage rate to be mailed to property owners prior to final adoption of a millage rate and budget.

**TRANSFER:** A budget revenue or appropriation to reflect the transfer of dollars from one County fund to another County fund. Revenue transfers reflect transfers from other funds while appropriation transfers reflect transfers to other funds.

**TRUST FUNDS:** A trust fund is an account for cash set aside in a trustee capacity such as donations for certain programs.

**UNIT COST:** The cost required to produce a specific product or unit of service such as the cost to process one ton of waste.

**USER CHARGES:** The payment of a fee for direct receipt of a public service by the person benefiting from the service such as utility charges and emergency medical fees. Also known as user fees.

# Acronyms

**ALS:** Advanced Life Support

**BOCC**: Board of County Commissioners

**CAFR:** Comprehensive Annual Financial Report

**CEMP**: Comprehensive Emergency Management Plan

**CIP:** Capital Improvement Plan

**COPCN:** Certificate of Public Convenience and Necessity

**CSB:** Card Sound Bridge

**ELMS:** Environmental Lands Management

**EMS:** Emergency Medical Services

**EMT:** Emergency Medical Technician

**FAA:** Federal Aviation Administration

**FACE:** Florida Association of Code Enforcement

**FDEP:** Florida Department of Environmental Protection.

**FDLE:** Florida Department of Law Enforcement

**FDOR:** Department of Revenue

**FDOT:** Florida Department of Transportation

**FKAA:** Florida Keys Aqueduct Authority

**FP&L:** Florida Power & Light

**FRS:** Florida Retirement System

**FS:** Florida Statute

**FTE:** Full-time equivalents

**FY:** Fiscal Year

**GA:** General Aviation

**GASB:** Government Accounting Standards Board

**GFOA:** Government Finance Officers Association

**GIS:** Geographic Information System

**HVAC:** Heating, Ventilation and Air Conditioning

**LCP:** Livable CommuniKeys Program

**LDR:** Land Development Regulations

**LK:** Lower Keys

**MARC:** Monroe Association for Retarded Citizens

**MCDC:** Monroe County Detention Center

**MCEF:** Monroe County Education Foundation

**MCSO:** Monroe County Sheriff's Office

**MK:** Middle Keys

**MSTD:** Municipal Service Taxing District

**MSTU:** Municipal Service Taxing Unit

**NFPA:** National Fire Protection Association

**O & M:** Operation & Management

**OMB:** Office of Management & Budget

**OSHA:** Occupational Safety & Health Administration

**PAX:** Passengers (acronym used by the airport)

**PFC:** Passenger Facility Charge

**R & B:** Roads & Bridges

**R & R:** Renew & Replace

**REP:** Radiological Emergency Preparedness

**RFP**: Request for Proposal

**RFQ**: Request for Qualifications

**ROGO:** Rate of Growth Ordinance

**SBA:** State Board of Administration

**TDC:** Tourist Development Council

**TRIM:** Truth in Millage

**UK:** Upper Keys

**VA:** Veterans Affairs

**VAB:** Value Adjustment Board

FISCAL YEAR

# 2024

# PROPOSED ANNUAL CONSTITUTIONAL OFFICERS BUDGET

HEALTH DEPARTMENT

LAND AUTHORITY

MONROE COUNTY, FLORIDA

BOARD OF COUNTY COMMISSIONERS

MONROE COUNTY
PROPERTY APPRAISER

SAM C. STEELE, CFC
*Monroe County Tax Collector*

**Public Defender**
SIXTEENTH JUDICIAL CIRCUIT OF FLORIDA
IN AND FOR MONROE COUNTY

**Dennis W. Ward**
State Attorney

Florida HEALTH
Monroe County

| Total Elected Officials | | | | | |
|---|---|---|---|---|---|
| **Elected Officials** | **FY2022 Adopted Budget** | **FY2023 Adopted Budget** | **FY2024 Proposed Budget** | **Difference (FY23 to FY24)** | **Percent Change (FY23 to FY24)** |
| Clerk of Court | 6,512,700 | 7,335,600 | 8,959,815 | 1,624,215 | 22.1% |
| Sheriff's Office | 70,814,577 | 76,905,653 | 84,037,381 | 7,131,728 | 9.3% |
| Tax Collector | 7,431,007 | 7,952,259 | 8,575,291 | 623,032 | 7.8% |
| Property Appraiser | 5,201,539 | 5,843,693 | 6,365,708 | 522,015 | 8.9% |
| Supervisor of Elections | 2,234,868 | 2,981,651 | 3,177,039 | 195,388 | 6.6% |
| State Attorney | 742,780 | 726,346 | 1,138,867 | 412,521 | 56.8% |
| Public Defender | 704,952 | 737,048 | 839,821 | 102,773 | 13.9% |
| Judicial Court Administration | 3,366,005 | 3,315,563 | 3,479,451 | 163,888 | 4.9% |
| **Sub-Total** | **97,008,428** | **105,797,813** | **116,573,373** | **10,775,560** | **10.2%** |

| Ad Valorem/Property Taxes Change | | | | | |
|---|---|---|---|---|---|
| **Elected Officials** | **FY2022 Adopted Budget** | **FY2023 Adopted Budget** | **FY2024 Proposed Budget** | **Difference (FY23 to FY24)** | **Percent Change (FY23 to FY24)** |
| Clerk of Court | 6,412,700 | 7,235,600 | 8,959,815 | 1,724,215 | 23.8% |
| Sheriff's Office | 65,944,453 | 72,739,349 | 80,093,479 | 7,354,130 | 10.1% |
| Tax Collector | 7,423,559 | 7,944,811 | 8,573,143 | 628,332 | 7.9% |
| Property Appraiser | 5,201,539 | 5,843,693 | 6,365,708 | 522,015 | 8.9% |
| Supervisor of Elections | 2,234,868 | 2,981,651 | 3,177,039 | 195,388 | 6.6% |
| State Attorney | 407,780 | 416,346 | 1,138,867 | 722,521 | 173.5% |
| Public Defender | 604,952 | 588,946 | 693,821 | 104,875 | 17.8% |
| Judicial Court Administration | 2,224,950 | 2,338,553 | 2,486,188 | 147,635 | 6.3% |
| **Sub-Total** | **90,454,801** | **100,088,949** | **111,488,060** | **11,399,111** | 11.4% |

| Special/Restricted Revenue Change | | | | | |
|---|---|---|---|---|---|
| **Elected Officials** | **FY2022 Adopted Budget** | **FY2023 Adopted Budget** | **FY2024 Proposed Budget** | **Difference (FY23 to FY24)** | **Percent Change (FY23 to FY24)** |
| Clerk of Court | 100,000 | 100,000 | - | 100,000 | 100.0% |
| Sheriff's Office | 4,870,124 | 4,166,304 | 3,943,902 | (222,402) | -5.3% |
| Tax Collector | 7,448 | 7,448 | 2,148 | (5,300) | -71.2% |
| Property Appraiser | | | - | - | 0.0% |
| Supervisor of Elections | | | - | - | 0.0% |
| State Attorney | 335,000 | 310,000 | - | (310,000) | -100.0% |
| Public Defender | 100,000 | 145,000 | 146,000 | 1,000 | 0.7% |
| Judicial Court Administration | 1,141,055 | 973,552 | 993,263 | 19,711 | 2.0% |
| **Sub-Total** | **6,553,627** | **5,702,304** | **5,085,313** | **(416,991)** | **-7.3%** |

**FTE Change**

| **Elected Officials** | **FY2022 Adopted Budget** | **FY2023 Adopted Budget** | **FY2024 Proposed Budget** | **Difference (FY23 to FY24)** |
|---|---|---|---|---|
| Clerk of Court | 96.00 | 96.00 | 96.00 | 0.00 |
| Sheriff's Office | 491.50 | 492.50 | 492.50 | 0.00 |
| Tax Collector | 57.00 | 57.00 | 57.00 | 0.00 |
| Property Appraiser | 45.00 | 45.00 | 42.00 | (3.00) |
| Supervisor of Elections | 12.00 | 12.00 | 12.00 | 0.00 |
| State Attorney | 0.00 | 0.00 | 0.00 | 0.00 |
| Public Defender | 2.00 | 2.00 | 2.00 | 0.00 |
| Judicial Court Administration | 29.00 | 31.00 | 31.00 | 0.00 |
| **Sub-Total** | **734.50** | **735.50** | **732.50** | **(3.00)** |

# Elected Officials

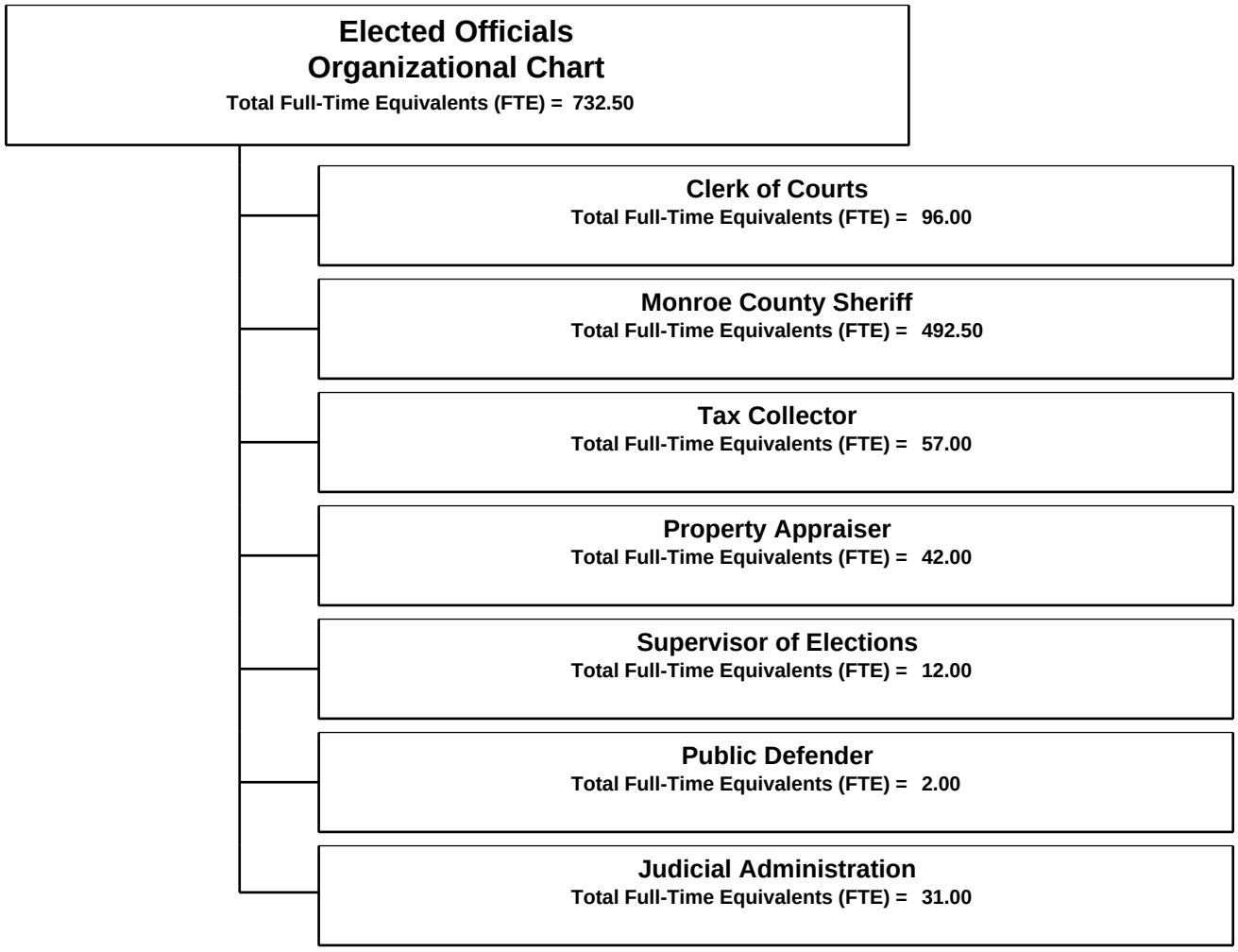

# Elected Officials

| Budgetary Cost Summary | FY 2021 Actual | FY 2022 Actual | FY 2023 Adopted | FY 2023 Amended | FY 2024 Proposed | FY 2024 Change |
|---|---|---|---|---|---|---|
| Personnel Expenditures | 9,503,955 | 9,966,642 | 11,800,924 | 11,800,924 | 12,241,602 | 3.7% |
| Operating Expenditures | 70,456,621 | 75,267,364 | 86,496,766 | 86,479,990 | 95,010,456 | 9.8% |
| Capital Outlay Expenditures | 78,683 | 134,538 | 264,523 | 281,299 | 361,500 | 36.7% |
| Interfund Transfers | 8,586,700 | 6,412,700 | 7,235,600 | 7,235,600 | 8,959,815 | 23.8% |
| **Total Budget** | **88,625,959** | **91,781,245** | **105,797,813** | **105,797,813** | **116,573,373** | **10.2%** |

| Appropriations by Department | FY 2021 Actual | FY 2022 Actual | FY 2023 Adopted | FY 2023 Amended | FY 2024 Proposed | FY 2024 Change |
|---|---|---|---|---|---|---|
| Clerk of Courts | 8,586,700 | 6,412,700 | 7,235,600 | 7,235,600 | 8,959,815 | 24% |
| Communications | 701,802 | 758,691 | 705,300 | 705,300 | 712,898 | 1% |
| Court Services Network System | - | - | 100,000 | 100,000 | - | (100)% |
| Court Technology Fund | 113,951 | 155,621 | 123,888 | 123,888 | 119,755 | (3)% |
| Judicial Administration | 2,274,198 | 2,532,202 | 3,191,675 | 3,191,675 | 3,359,696 | 5% |
| Law Enforcement Trust | 723,082 | 279,937 | 3,411,004 | 3,411,004 | 3,181,004 | (7)% |
| LEEA | 49,911 | 75,000 | 75,000 | 75,000 | 75,000 | -% |
| Monroe County Sheriff | 61,843,539 | 66,209,873 | 72,714,349 | 72,714,349 | 80,068,479 | 10% |
| Property Appraiser | 4,799,184 | 5,113,204 | 5,843,693 | 5,843,693 | 6,365,708 | 9% |
| Public Defender | 514,459 | 530,334 | 737,048 | 737,048 | 839,821 | 14% |
| State Attorney | 220,023 | 436,600 | 726,346 | 726,346 | 1,138,867 | 57% |
| Supervisor of Elections | 2,067,514 | 2,221,487 | 2,981,651 | 2,981,651 | 3,177,039 | 7% |
| Tax Collector | 6,731,596 | 7,055,597 | 7,952,259 | 7,952,259 | 8,575,291 | 8% |
| **Total Budget** | **88,625,959** | **91,781,245** | **105,797,813** | **105,797,813** | **116,573,373** | **10%** |

# Elected Officials

| Revenue Sources | FY 2021 Actual | FY 2022 Actual | FY 2023 Adopted | FY 2023 Amended | FY 2024 Proposed | FY 2024 Change |
|---|---|---|---|---|---|---|
| General Fund | 23,518,385 | 22,272,337 | 26,094,320 | 26,094,320 | 29,743,139 | 14.0% |
| Fine & Forfeiture Fund | 53,339,602 | 56,868,819 | 62,185,520 | 62,185,520 | 68,616,311 | 10.3% |
| Middle Keys Health Care MSTU | 94,838 | 101,363 | 122,509 | 122,509 | 137,239 | 12.0% |
| Fire & Ambulance District 1 L&M Key | 611,662 | 645,823 | 733,278 | 733,278 | 750,284 | 2.3% |
| Unincorporated Svc Dist Parks & Rec | 69,733 | 74,287 | 86,217 | 86,217 | 106,437 | 23.5% |
| Mstd - Plng/bldg/code/fire Mar | 41,582 | 44,846 | 51,335 | 51,335 | 53,731 | 4.7% |
| Municipal Policing | 8,752,141 | 9,605,374 | 10,818,872 | 10,818,872 | 11,770,919 | 8.8% |
| 911 Enhancement Fee | 496,503 | 567,139 | 565,300 | 565,300 | 572,898 | 1.3% |
| Duck Key Security District | 1,000 | 1,000 | 1,100 | 1,100 | 1,100 | -% |
| Misc Special Revenue Fund | 592,853 | 673,482 | 795,088 | 795,088 | 792,655 | (0.3)% |
| Law Enforcement Trust (600) | 723,082 | 279,937 | 3,411,004 | 3,411,004 | 3,181,004 | (6.7)% |
| Court Facilities Fees Trust (602) | 382,579 | 644,838 | 826,922 | 826,922 | 846,608 | 2.4% |
| Marathon Municipal Service Taxing Unit | - | - | 300 | 300 | - | (100.0)% |
| Stock Island Wastewater MSTU | 2,000 | 2,000 | 5,000 | 5,000 | - | (100.0)% |
| Canal #266 MSBU | - | - | 1,048 | 1,048 | 1,048 | -% |
| Clerks Rev Note, Capital | - | - | 100,000 | 100,000 | - | (100.0)% |
| **Total Revenue** | **88,625,959** | **91,781,245** | **105,797,813** | **105,797,813** | **116,573,373** | **10.2%** |

| Position Summary by Department | FY 2021 Actual | FY 2022 Actual | FY 2023 Adopted | FY 2024 Proposed | FY 2024 Variance |
|---|---|---|---|---|---|
| Clerk of Courts | 96.00 | 96.00 | 96.00 | 96.00 | - |
| Monroe County Sheriff | 491.50 | 491.50 | 492.50 | 492.50 | - |
| Tax Collector | 57.00 | 57.00 | 57.00 | 57.00 | - |
| Property Appraiser | 45.00 | 45.00 | 45.00 | 42.00 | (3.00) |
| Supervisor of Elections | 12.00 | 12.00 | 12.00 | 12.00 | - |
| Public Defender | 2.00 | 2.00 | 2.00 | 2.00 | - |
| Judicial Administration | 31.00 | 29.00 | 31.00 | 31.00 | - |
| **Total FULL-TIME FTE** | 734.50 | 732.50 | 735.50 | 732.50 | (3.00) |
| **Total FTE** | **734.50** | **732.50** | **735.50** | **732.50** | **(3.00)** |

# Elected Officials

## Clerk of Courts

### Description and Services Provided

The functions of the Monroe County Clerk of Circuit Court and Comptroller (the Clerk's Office) are governed by the Florida Constitution, by acts of the Florida Legislature, and by order of the Court. Specifically, the functions of the Clerk of the Circuit Court and Comptroller shall be Clerk of the Circuit Court, Clerk of the County Court, County Comptroller/Treasurer, County Auditor, County Recorder, and Secretary/Ex-officio Clerk to the Board of County Commissioners (BOCC).

The Clerk's Office has a bifurcated funding structure for its court-related activity. Florida Statutes identify which court-related costs are the responsibility of the County versus which court-related costs must be funded by the State through court fines, fees, and service charges. The budgets of the Clerk of the Circuit Court and County Court for court-related functions are contained in the Clerk's Court-Related Fund and the Clerk's Modernization Trust Fund.

The BOCC annually appropriates tax dollars to fund the Clerk's activity that supports the BOCC. The budget for the Clerk's BOCC activity is accounted for in the Clerk's General Fund.

### Major Variances

The Clerk of Circuit Court and Comptroller's FY 2024 budget request includes the following:

A 7% wage adjustment for both court and non-court Clerk employees. This adjustment was influenced by the County's stated intention of providing similar pay adjustments to their employees for FY 2024.

In addition to the pay adjustment, funding is being requested for increases related to fringe benefits namely employer contribution increases for retirement.

Finally, a request for budget adjustments for funding upgrades to the Office's Information Technology infrastructure and network including needed cybersecurity improvements.

| Budgetary Cost Summary | FY 2021 Actual | FY 2022 Actual | FY 2023 Adopted | FY 2023 Amended | FY 2024 Proposed | FY 2024 Change |
|---|---|---|---|---|---|---|
| Interfund Transfers | 8,586,700 | 6,412,700 | 7,235,600 | 7,235,600 | 8,959,815 | 23.8% |
| **Total Budget** | **8,586,700** | **6,412,700** | **7,235,600** | **7,235,600** | **8,959,815** | **23.8%** |

| Revenue Sources | FY 2021 Actual | FY 2022 Actual | FY 2023 Adopted | FY 2023 Amended | FY 2024 Proposed | FY 2024 Change |
|---|---|---|---|---|---|---|
| General Fund | 8,586,700 | 6,412,700 | 7,235,600 | 7,235,600 | 8,959,815 | 23.8% |
| **Total Revenue** | **8,586,700** | **6,412,700** | **7,235,600** | **7,235,600** | **8,959,815** | **23.8%** |

| Position Summary | FY 2021 Actual | FY 2022 Actual | FY 2023 Adopted | FY 2024 Proposed | FY 2024 Variance |
|---|---|---|---|---|---|
| Authorized Positions | 96.00 | 96.00 | 96.00 | 96.00 | - |
| **Total FULL-TIME FTE** | 96.00 | 96.00 | 96.00 | 96.00 | - |
| **Total FTE** | **96.00** | **96.00** | **96.00** | **96.00** | **-** |

# Elected Officials

## Court Services Network System

**Description and Services Provided**

For the use to upgrade the Clerk's computer network and software.

| Budgetary Cost Summary | FY 2021 Actual | FY 2022 Actual | FY 2023 Adopted | FY 2023 Amended | FY 2024 Proposed | FY 2024 Change |
|---|---|---|---|---|---|---|
| Operating Expenditures | - | - | 100,000 | 100,000 | - | (100.0)% |
| **Total Budget** | **-** | **-** | **100,000** | **100,000** | **-** | **(100.0)%** |

| Revenue Sources | FY 2021 Actual | FY 2022 Actual | FY 2023 Adopted | FY 2023 Amended | FY 2024 Proposed | FY 2024 Change |
|---|---|---|---|---|---|---|
| Clerks Rev Note, Capital | - | - | 100,000 | 100,000 | - | (100.0)% |
| **Total Revenue** | **-** | **-** | **100,000** | **100,000** | **-** | **(100.0)%** |

# Elected Officials

## Communications

### Mission Statement

The Monroe County Emergency Communication's Department provides maintenance, planning, engineering, procurement, protocol and installation of all communicaton systems for the Department under the Board of County Commissioners and the Sheriff's Department. The Department strives to provide consistent dependable wireless communications for the daily routine communications needed to provide services to Monroe County.The Department maintains high standards with redundant facilities to assure the necessary emergency communications required by emergency services in protecting the life and property of Monroe County citizens and visitors.

### Description and Services Provided

- Provide 24/7 emergency radio system maintenance and repair for all County systems to and including the Sheriff's Department.
- Provide radio system design, construction, and support.
- Maintain County infrastructure of towers and radio facilities.
- Provide Countywide 911 coordination, budgeting, maintenance, planning and enhancement programs.
- Provide law enforcement calibration, maintenance and support of radar equipment.
- Provide maintenance and support the Public Safety Dispatch centers.

### Major Variances

The budgets for 911 Enhancement are based on actual/historical amounts and can be amended with additional actual receipts. The revenue for this fund is based on a fee levied on each telephone access line in Monroe County for the enhancement of the 911 emergency telephone systems. F.S. 365 defines the distribution and restriction of funds.

Inter-Agency Communications Fund is restricted by F.S. 318.21(9).

| Budgetary Cost Summary | FY 2021 Actual | FY 2022 Actual | FY 2023 Adopted | FY 2023 Amended | FY 2024 Proposed | FY 2024 Change |
|---|---|---|---|---|---|---|
| Operating Expenditures | 701,802 | 758,691 | 705,300 | 705,300 | 712,898 | 1.1% |
| **Total Budget** | **701,802** | **758,691** | **705,300** | **705,300** | **712,898** | **1.1%** |

| Revenue Sources | FY 2021 Actual | FY 2022 Actual | FY 2023 Adopted | FY 2023 Amended | FY 2024 Proposed | FY 2024 Change |
|---|---|---|---|---|---|---|
| 911 Enhancement Fee | 496,503 | 567,139 | 565,300 | 565,300 | 572,898 | 1.3% |
| Misc Special Revenue Fund | 205,299 | 191,551 | 140,000 | 140,000 | 140,000 | -% |
| **Total Revenue** | **701,802** | **758,691** | **705,300** | **705,300** | **712,898** | **1.1%** |

# Elected Officials

## Monroe County Sheriff

### Mission Statement

Partnering with our community to provide exceptional service and safety in the Florida Keys.

### Description and Services Provided

Law Enforcement and Operations
- Road Patrol and traffic Enforcement
- K-9 Unit
- Special Weapons and Tactics Team (S.W.A.T.)
- Dive Team
- Special Investigations (Narcotics and Homicide investigations along with Crimes Against Women and Children)

Community Relations
- Crime Watch
- Crime Prevention
- Public Information/Media Relations and Web Site Management
- School Resource Officers
- Juvenile Programs (Teen Court, IDDS, and Explorer/Cadets)

Corrections
Legal Division
Professional Standards
Internal Affairs
Administration
- Website: www.keysso.net

### Major Variances

The requested Public Safety Budget for fiscal year 2023-2024 is *$67,526,138. This request represents an increase of 8.12% over the previous year. *(This amount does not include the cost of health care or workers' compensation which is budgeted directly by the BOCC).

This budget includes the following:

• An increase of 6.5% to the pay scales of non-bargaining unit employees and increasing the salaries of everyone who is below the new minimum.
• Salary increases which average 8% for all union personnel per the collective bargaining agreement.
• Salary increases of 7% for all non-bargaining unit personnel.
• An increase of $1,867,702 in retirement contributions to the state. This increase is primarily due to the state increasing the contribution rates for participating employers.
• An increase in operating expenses of $702,850.

Also, included in this document are separate budgets for the Sheriff's Office portion of the Trauma Star program and the Emergency Communications Department. The budget for the Trauma Star program for fiscal year 2023-2024 is $6,453,147. This request represents an increase of $497,784 over last year. The budget request for the Trauma Star program contains the following:

• A 7% salary increase for all Trauma Star pilots and mechanics.
• An increase in operating expenses of $350,000.

The budget request for the Emergency Communications Department for fiscal year 2023-2024 is $887,228. This request represents an increase of $93,980 over the previous year. This budget contains the following:

• A 7% salary increase for all Emergency Communications employees.
• An increase in operating expenses of $57,000.

| Budgetary Cost Summary | FY 2021 Actual | FY 2022 Actual | FY 2023 Adopted | FY 2023 Amended | FY 2024 Proposed | FY 2024 Change |
|---|---|---|---|---|---|---|
| Personnel Expenditures | 6,156,149 | 6,572,548 | 7,825,456 | 7,825,456 | 8,067,717 | 3.1% |
| Operating Expenditures | 55,687,390 | 59,637,325 | 64,888,893 | 64,888,893 | 72,000,762 | 11.0% |
| **Total Budget** | **61,843,539** | **66,209,873** | **72,714,349** | **72,714,349** | **80,068,479** | **10.1%** |

# Elected Officials

| Revenue Sources | FY 2021 Actual | FY 2022 Actual | FY 2023 Adopted | FY 2023 Amended | FY 2024 Proposed | FY 2024 Change |
|---|---|---|---|---|---|---|
| Fine & Forfeiture Fund | 53,289,692 | 56,793,819 | 62,110,520 | 62,110,520 | 68,541,311 | 10.4% |
| Municipal Policing | 8,527,305 | 9,384,153 | 10,553,829 | 10,553,829 | 11,477,168 | 8.7% |
| Misc Special Revenue Fund | 26,542 | 31,901 | 50,000 | 50,000 | 50,000 | -% |
| **Total Revenue** | **61,843,539** | **66,209,873** | **72,714,349** | **72,714,349** | **80,068,479** | **10.1%** |

| Position Summary | FY 2021 Actual | FY 2022 Actual | FY 2023 Adopted | FY 2024 Proposed | FY 2024 Variance |
|---|---|---|---|---|---|
| Authorized Positions | 491.50 | 491.50 | 492.50 | 492.50 | - |
| **Total FULL-TIME FTE** | 491.50 | 491.50 | 492.50 | 492.50 | - |
| **Total FTE** | **491.50** | **491.50** | **492.50** | **492.50** | **-** |

# Elected Officials

## LEEA

### Mission Statement

Law Enforcement Education Assistance (LEEA) is administered under the Sheriff's Department.

| Budgetary Cost Summary | FY 2021 Actual | FY 2022 Actual | FY 2023 Adopted | FY 2023 Amended | FY 2024 Proposed | FY 2024 Change |
|---|---|---|---|---|---|---|
| Operating Expenditures | 49,911 | 75,000 | 75,000 | 75,000 | 75,000 | -% |
| **Total Budget** | **49,911** | **75,000** | **75,000** | **75,000** | **75,000** | **-%** |

| Revenue Sources | FY 2021 Actual | FY 2022 Actual | FY 2023 Adopted | FY 2023 Amended | FY 2024 Proposed | FY 2024 Change |
|---|---|---|---|---|---|---|
| Fine & Forfeiture Fund | 49,911 | 75,000 | 75,000 | 75,000 | 75,000 | -% |
| **Total Revenue** | **49,911** | **75,000** | **75,000** | **75,000** | **75,000** | **-%** |

# Elected Officials

## Law Enforcement Trust

### Mission Statement

This fund accounts for expenditures to non-profit organizations to help deter drug use and juvenile delinquency and is restricted by F.S. 932.705, Law Enforcement trust funds.

| Budgetary Cost Summary | FY 2021 Actual | FY 2022 Actual | FY 2023 Adopted | FY 2023 Amended | FY 2024 Proposed | FY 2024 Change |
|---|---|---|---|---|---|---|
| Operating Expenditures | 723,082 | 279,937 | 3,411,004 | 3,411,004 | 3,181,004 | (6.7)% |
| **Total Budget** | **723,082** | **279,937** | **3,411,004** | **3,411,004** | **3,181,004** | **(6.7)%** |

| Revenue Sources | FY 2021 Actual | FY 2022 Actual | FY 2023 Adopted | FY 2023 Amended | FY 2024 Proposed | FY 2024 Change |
|---|---|---|---|---|---|---|
| Law Enforcement Trust (600) | 723,082 | 279,937 | 3,411,004 | 3,411,004 | 3,181,004 | (6.7)% |
| **Total Revenue** | **723,082** | **279,937** | **3,411,004** | **3,411,004** | **3,181,004** | **(6.7)%** |

# Elected Officials

## Tax Collector

### Mission Statement

We are committed to providing the citizens of Monroe County and the local and state agencies for which we collect taxes with courteous, professional, accurate and efficient service, while providing an environment conducive to the professional and personal growth of the Tax Collector's employees.

### Description and Services Provided

Collection of ad valorem taxes, non-ad valorem taxes, motor vehicle and vessel registration and title applications, collection of sales tax, issuance of hunting and fishing licenses, driver licenses, local business tax, and collection of tourist development taxes.

Website: www.monroetaxcollector.com

| Budgetary Cost Summary | FY 2021 Actual | FY 2022 Actual | FY 2023 Adopted | FY 2023 Amended | FY 2024 Proposed | FY 2024 Change |
|---|---|---|---|---|---|---|
| Personnel Expenditures | 634,702 | 699,548 | 796,537 | 796,537 | 827,188 | 3.8% |
| Operating Expenditures | 6,096,894 | 6,356,049 | 7,155,722 | 7,155,722 | 7,748,103 | 8.3% |
| **Total Budget** | **6,731,596** | **7,055,597** | **7,952,259** | **7,952,259** | **8,575,291** | **7.8%** |

| Revenue Sources | FY 2021 Actual | FY 2022 Actual | FY 2023 Adopted | FY 2023 Amended | FY 2024 Proposed | FY 2024 Change |
|---|---|---|---|---|---|---|
| General Fund | 6,076,611 | 6,375,001 | 7,155,686 | 7,155,686 | 7,719,420 | 7.9% |
| Middle Keys Health Care MSTU | 59,259 | 63,119 | 78,731 | 78,731 | 88,626 | 12.6% |
| Fire & Ambulance District 1 L&M Key | 382,141 | 402,240 | 454,452 | 454,452 | 470,685 | 3.6% |
| Unincorporated Svc Dist Parks & Rec | 69,733 | 74,287 | 86,217 | 86,217 | 106,437 | 23.5% |
| Municipal Policing | 140,852 | 137,950 | 169,725 | 169,725 | 187,975 | 10.8% |
| Duck Key Security District | 1,000 | 1,000 | 1,100 | 1,100 | 1,100 | -% |
| Marathon Municipal Service Taxing Unit | - | - | 300 | 300 | - | (100.0)% |
| Stock Island Wastewater MSTU | 2,000 | 2,000 | 5,000 | 5,000 | - | (100.0)% |
| Canal #266 MSBU | - | - | 1,048 | 1,048 | 1,048 | -% |
| **Total Revenue** | **6,731,596** | **7,055,597** | **7,952,259** | **7,952,259** | **8,575,291** | **7.8%** |

| Position Summary | FY 2021 Actual | FY 2022 Actual | FY 2023 Adopted | FY 2024 Proposed | FY 2024 Variance |
|---|---|---|---|---|---|
| Authorized Positions | 57.00 | 57.00 | 57.00 | 57.00 | - |
| **Total FULL-TIME FTE** | 57.00 | 57.00 | 57.00 | 57.00 | - |
| **Total FTE** | **57.00** | **57.00** | **57.00** | **57.00** | **-** |

# Elected Officials

## Property Appraiser

### Description and Services Provided

The Monroe County Property Appraiser is responsible for identifying, locating, and fairly valuing all property, both real and personal, within the county for tax purposes. The market value of real property is based on the current real estate market. Finding the "market" value of your property means discovering the price most people would pay for your property. Determining a fair and equitable value is the only role of this office in the taxing process. The property appraiser does not create the value. People make the value by buying and selling real estate in the market place. The property appraiser has the legal responsibility to study those transactions and appraise your property accordingly.

The property appraiser also:

Tracks ownership changes
Maintains maps of parcel boundaries
Keeps descriptions of buildings and property characteristics up to date
Accepts and approves applications from individuals eligible for exemptions and other forms of property tax relief
Analyzes trends in sales prices, construction costs, and rents to best estimate the value of assessable property

A Computer Assisted Mass Appraisal (C.A.M.A.) system is used by experienced appraisers to ensure that fair values are set for all Monroe County property owners. Appraisers are also assisted by our Geographic Information System (GIS) which helps us to provide detailed and up-to-date property ownership maps for field appraisers. The GIS is frequently updated to reflect changes to the land in Monroe County. This information is also used to analyze property data and gives appraisers yet another tool for comparing similar properties.

Website: www.mcpafl.org

### Major Variances

The FY24 budget request reflects a 7% COLA/merit increase.

The budget total of $6,114,215 includes:

•The PA request of $4,290,022 for Personnel Services (including Salaries & Wages, FICA, Retirement, Life & Health Insurance, etc).

This request also includes:

• $1,469,193 for Operating Expenses (Professional Services, Transportation, Rentals & Leases, Repairs & Maintenance, Legal Advertisements Office and Operating Supplies, and Books and Publications)
• $305,000 in Capital Outlay Expenses (Machinery & Equipment)
• $50,000 in Non-Operating Expenses (Emergency Contingency).

| Budgetary Cost Summary | FY 2021 Actual | FY 2022 Actual | FY 2023 Adopted | FY 2023 Amended | FY 2024 Proposed | FY 2024 Change |
|---|---|---|---|---|---|---|
| Personnel Expenditures | 529,904 | 589,916 | 664,407 | 664,407 | 652,575 | (1.8)% |
| Operating Expenditures | 4,269,280 | 4,523,288 | 5,179,286 | 5,179,286 | 5,713,133 | 10.3% |
| **Total Budget** | **4,799,184** | **5,113,204** | **5,843,693** | **5,843,693** | **6,365,708** | **8.9%** |

| Revenue Sources | FY 2021 Actual | FY 2022 Actual | FY 2023 Adopted | FY 2023 Amended | FY 2024 Proposed | FY 2024 Change |
|---|---|---|---|---|---|---|
| General Fund | 4,408,519 | 4,703,260 | 5,374,436 | 5,374,436 | 5,877,989 | 9.4% |
| Middle Keys Health Care MSTU | 35,579 | 38,244 | 43,778 | 43,778 | 48,613 | 11.0% |
| Fire & Ambulance District 1 L&M Key | 229,521 | 243,583 | 278,826 | 278,826 | 279,599 | 0.3% |
| Mstd - Plng/bldg/code/fire Mar | 41,582 | 44,846 | 51,335 | 51,335 | 53,731 | 4.7% |
| Municipal Policing | 83,983 | 83,270 | 95,318 | 95,318 | 105,776 | 11.0% |
| **Total Revenue** | **4,799,184** | **5,113,204** | **5,843,693** | **5,843,693** | **6,365,708** | **8.9%** |

# Elected Officials

| Position Summary | FY 2021 Actual | FY 2022 Actual | FY 2023 Adopted | FY 2024 Proposed | FY 2024 Variance |
|---|---|---|---|---|---|
| Authorized Positions | 45.00 | 45.00 | 45.00 | 42.00 | (3.00) |
| **Total FULL-TIME FTE** | 45.00 | 45.00 | 45.00 | 42.00 | (3.00) |
| **Total FTE** | **45.00** | **45.00** | **45.00** | **42.00** | **(3.00)** |

# Elected Officials

## Supervisor of Elections

### Mission Statement

The Monroe County Supervisors of Elections is promulgated by the Florida Constitution and exists to conduct fair, honest, and accurate elections. We provide voter education programs in our schools, as well as the private sectors of our county. Our voter outreach program exists to help our voters, and future voters, become familiar with our voting system and gain confidence that their votes are being tabulated accurately.

Our goal is to provide a service and equipment that accommodates all voters so that all voters may cast their ballot in secret and unassisted.

It is also our goal to provide voter registration services that enable all who wish to register to vote may do so conveniently without any undue influence.

We also maintain that all services are conducted within the confines of State and Federal Laws, and the policies of this office.

All citizens of Monroe County are treated fairly and with compassion.
Website: www.keys-elections.org

### Description and Services Provided

We provide Voter Registration services.
We conduct voter and candidate informational seminars.
We are the repository for most financial disclosure required for some government employees and some government officials. (Form 1 Financial Disclosure).
We conduct Municipal, county, state, and federal elections.
We provide computer services for candidates and the public. We provide current and historical data regarding voters, candidates, and election results.

Offices in Monroe County:
Key West---530 Whitehead Street, Suite 101, Key West, FL 33040 (305) 292-3416
Marathon---MM 50.5, Marathon Government Annex, 490 63rd Street Ocean, Suite 130, Marathon, FL 33050
Key Largo---MM 102, Murray Nelson Center, 102050 Overseas Highway #137, Key Largo, FL 33037-2785

### Major Variances

The FY24 budget request totals $2,971,735 and includes a 7% COLA/Merit adjustment.

The budget total includes:

- $1,625,735 in Personnel Expenses
- $871,000 in Operating Expenses
- $150,000 in Capital Outlay/Equipment expenses
- $300,000 in Relocation & Renovation expenses
- $25,000 in Emergency Contingency.

| Budgetary Cost Summary | FY 2021 Actual | FY 2022 Actual | FY 2023 Adopted | FY 2023 Amended | FY 2024 Proposed | FY 2024 Change |
|---|---|---|---|---|---|---|
| Personnel Expenditures | 133,517 | 146,693 | 154,107 | 154,107 | 161,215 | 4.6% |
| Operating Expenditures | 1,933,997 | 2,074,794 | 2,827,544 | 2,827,544 | 3,015,824 | 6.7% |
| **Total Budget** | **2,067,514** | **2,221,487** | **2,981,651** | **2,981,651** | **3,177,039** | **6.6%** |

| Revenue Sources | FY 2021 Actual | FY 2022 Actual | FY 2023 Adopted | FY 2023 Amended | FY 2024 Proposed | FY 2024 Change |
|---|---|---|---|---|---|---|
| General Fund | 2,067,514 | 2,221,487 | 2,981,651 | 2,981,651 | 3,177,039 | 6.6% |
| **Total Revenue** | **2,067,514** | **2,221,487** | **2,981,651** | **2,981,651** | **3,177,039** | **6.6%** |

| Position Summary | FY 2021 Actual | FY 2022 Actual | FY 2023 Adopted | FY 2024 Proposed | FY 2024 Variance |
|---|---|---|---|---|---|
| Authorized Positions | 12.00 | 12.00 | 12.00 | 12.00 | - |
| **Total FULL-TIME FTE** | 12.00 | 12.00 | 12.00 | 12.00 | - |
| **Total FTE** | **12.00** | **12.00** | **12.00** | **12.00** | **-** |

# Elected Officials

## State Attorney

### Mission Statement

Within the 16th Judicial Circuit Court, the State Attorney prosecutes or defends all law suits, applications, or motions, civil or criminal, in which the state is a party to. The State Attorney is an elected position and serves a term of 4 years as described by Florida Statutes 27.01-27.367.

Website address: www.keyssao.org

### Major Variances

Our proposed budget is to request additional funds to be applied to our data processing spend account.

The FY 2024 budget request for State Attorney Dennis Ward is increased from last year.

We signed an agreement with the county several years ago that we would be reimbursed for the cost of an IT employee, rather than utilize an employee on the county payroll. At the present time, we have three full-time IT employees on our payroll. Currently, we are only reimbursed for our one IT Specialist, and not our IT Director or STAC Coordinator. Due to our paperless initiative amongst other projects, additional IT personnel will be needed in the near future.

| Budgetary Cost Summary | FY 2021 Actual | FY 2022 Actual | FY 2023 Adopted | FY 2023 Amended | FY 2024 Proposed | FY 2024 Change |
|---|---|---|---|---|---|---|
| Operating Expenditures | 217,327 | 434,367 | 546,346 | 571,346 | 958,867 | 75.5% |
| Capital Outlay Expenditures | 2,696 | 2,233 | 180,000 | 155,000 | 180,000 | -% |
| **Total Budget** | **220,023** | **436,600** | **726,346** | **726,346** | **1,138,867** | **56.8%** |

| Revenue Sources | FY 2021 Actual | FY 2022 Actual | FY 2023 Adopted | FY 2023 Amended | FY 2024 Proposed | FY 2024 Change |
|---|---|---|---|---|---|---|
| General Fund | 29,382 | 187,151 | 416,346 | 416,346 | 828,867 | 99.1% |
| Misc Special Revenue Fund | 190,641 | 249,449 | 310,000 | 310,000 | 310,000 | -% |
| **Total Revenue** | **220,023** | **436,600** | **726,346** | **726,346** | **1,138,867** | **56.8%** |

# Elected Officials

## Public Defender

### Mission Statement

In accordance with Florida Statutes 27.40-27.61, the Public Defender represents indigent persons charged with criminal offenses in Circuit, County, Juvenile and Appeals Court. The position of Public Defender is an elected position and serves a term of 4 years. The Public Defender has three office locations in Monroe County; Key West, Marathon and Plantation Key.

### Major Variances

The County provides an expenditure budget based on the Public Defender's request that is necessary for proper and efficient functions of their offices.

Funds collected by the Clerks of the Court and distributed to the Board of County Commissioners ($2.00) from the $4.00 per page additional service charge for each instrument listed in Section 28.222, F.S. pursuant to Section 28.24 (12) (e)1, F.S. The funds shall be used exclusively to fund court-related technology and court technology needs as defined in Section 29.008(1)(f)2 and (h), F.S. for the state trail courts, state attorney, public defender, and criminal and civil regional counsel in the county. In 2006, a Memorandum Of Agreement was approved to split the funds accordingly: the 16th Judicial Circuit Courts shall receive $1.00 per page of the $2.00 fee, while the State Attorney for the 16th Circuit shall receive $0.60 per page and the Public Defender for the 16th Circuit shall receive $0.40 per page. The fees collected are recorded under Fund 158 Misc. Special Revenue Fund and the budget is amended quarterly after being reconciled.

The FY 2024 Budget Request for 001 General Fund is *$695,332 and 158 Misc Special Revenue Fund- "Court-Related Technology" (money collected in accordance with Section 28.24(12)(e)): $146,000

*(Please note the additional $100,000 in Capital Outlay Equipment-Furniture is for the furnishing of the Public Defenders' new office at 316 Simonton Street)

The budget total includes:

- $211,044 in Personnel Expenses
- $384,288 in Operating Expenses
- $100,000 in Capital Outlay/Equipment expenses

| Budgetary Cost Summary | FY 2021 Actual | FY 2022 Actual | FY 2023 Adopted | FY 2023 Amended | FY 2024 Proposed | FY 2024 Change |
|---|---|---|---|---|---|---|
| Personnel Expenditures | 167,911 | 179,323 | 196,820 | 196,820 | 211,044 | 7.2% |
| Operating Expenditures | 346,548 | 351,010 | 489,205 | 490,705 | 478,777 | (2.1)% |
| Capital Outlay Expenditures | - | - | 51,023 | 49,523 | 150,000 | 194.0% |
| **Total Budget** | **514,459** | **530,334** | **737,048** | **737,048** | **839,821** | **13.9%** |

| Revenue Sources | FY 2021 Actual | FY 2022 Actual | FY 2023 Adopted | FY 2023 Amended | FY 2024 Proposed | FY 2024 Change |
|---|---|---|---|---|---|---|
| General Fund | 480,912 | 485,908 | 592,048 | 592,048 | 693,821 | 17.2% |
| Misc Special Revenue Fund | 33,548 | 44,425 | 145,000 | 145,000 | 146,000 | 0.7% |
| **Total Revenue** | **514,459** | **530,334** | **737,048** | **737,048** | **839,821** | **13.9%** |

| Position Summary | FY 2021 Actual | FY 2022 Actual | FY 2023 Adopted | FY 2024 Proposed | FY 2024 Variance |
|---|---|---|---|---|---|
| Professionals | 2.00 | 2.00 | 2.00 | 2.00 | - |
| **Total Full-Time FTE** | 2.00 | 2.00 | 2.00 | 2.00 | - |
| **Total FTE** | **2.00** | **2.00** | **2.00** | **2.00** | **-** |

# Elected Officials

## Judicial Administration

### Mission Statement

The mission of the Florida judicial branch is to protect rights and liberties, uphold and interpret the law, and provide for the peaceful resolution of disputes.

Vision of the Florida Judicial Branch
Justice in Florida will be accessible, fair, effective, responsive and accountable.
To be accessible, the Florida justice system will be convenient, understandable, timely and affordable to everyone.
To be fair, it will respect the dignity of every person, regardless of race, class, gender or other characteristic, apply the law appropriately to the circumstances of individual cases, and include judges and court staff that reflect the community's diversity.
To be effective, it will uphold the law and apply rules and procedures consistently; and in a timely manner, resolve cases with finality and provide enforceable decisions.
To be responsive, it will anticipate and respond to the needs of all members of society, and provide a variety of dispute resolution methods.
To be accountable, the Florida justice system will use public resources efficiently, and in a way that the public can understand.

Monroe County is the 16th Judicial Circuit Court, which is composed of the Circuit and County courts.
Website address: www.keyscourts.net

### Description and Services Provided

Courthouse locations:
Freeman Justice Center in Key West,
Marathon Branch Courthouse,
Upper Keys Government Center in Tavernier.

### Major Variances

The Court's FY 2024 budget request is $2,492,235 which reflects a $153,682 increase from last fiscal year's adopted budget, which can be attributed to an increase in the personnel line items, including salaries and group insurance, as well as an increase in Risk Management expenses. We are requesting a 5% across-the-board salary increase for our county-funded court employees. Pending approval by the Governor, the Florida Legislature's FY 2024 budget includes this increase for all State of Florida employees, including Judicial Branch employees, effective July 1, 2023.

As in previous years, we are requesting a budget from the Court Facilities Fund, the Court Technology Fund, and the Court Innovations Fund. These funds are derived from fines and/or fees and have no effect on the general fund. We will continue to fund four janitorial staff from the Court Facilities Fund to ensure a full maintenance staff at the Freeman Justice Center and the new Plantation Key Government Center. Although these positions are funded by the Court, they are supervised and under the authority of Monroe County Public Works.

| Budgetary Cost Summary | FY 2021 Actual | FY 2022 Actual | FY 2023 Adopted | FY 2023 Amended | FY 2024 Proposed | FY 2024 Change |
|---|---|---|---|---|---|---|
| Personnel Expenditures | 1,850,300 | 1,751,660 | 2,159,464 | 2,159,464 | 2,321,863 | 7.5% |
| Operating Expenditures | 353,071 | 691,418 | 1,022,211 | 978,935 | 1,029,833 | 0.7% |
| Capital Outlay Expenditures | 70,827 | 89,124 | 10,000 | 53,276 | 8,000 | (20.0)% |
| **Total Budget** | **2,274,198** | **2,532,202** | **3,191,675** | **3,191,675** | **3,359,696** | **5.3%** |

| Revenue Sources | FY 2021 Actual | FY 2022 Actual | FY 2023 Adopted | FY 2023 Amended | FY 2024 Proposed | FY 2024 Change |
|---|---|---|---|---|---|---|
| General Fund | 1,868,747 | 1,886,830 | 2,338,553 | 2,338,553 | 2,486,188 | 6.3% |
| Misc Special Revenue Fund | 22,872 | 534 | 26,200 | 26,200 | 26,900 | 2.7% |
| Court Facilities Fees Trust (602) | 382,579 | 644,838 | 826,922 | 826,922 | 846,608 | 2.4% |
| **Total Revenue** | **2,274,198** | **2,532,202** | **3,191,675** | **3,191,675** | **3,359,696** | **5.3%** |

| Position Summary | FY 2021 Actual | FY 2022 Actual | FY 2023 Adopted | FY 2024 Proposed | FY 2024 Variance |
|---|---|---|---|---|---|
| Authorized Positions | 29.00 | 27.00 | 27.00 | 27.00 | - |
| Skilled Craft Workers | 2.00 | 2.00 | 4.00 | 4.00 | - |
| **Total Full-Time FTE** | 31.00 | 29.00 | 31.00 | 31.00 | - |
| **Total FTE** | **31.00** | **29.00** | **31.00** | **31.00** | **-** |

# Elected Officials

## Court Technology Fund

### Mission Statement

Funds collected by the Clerks of the Court and distributed to the Board of County Commissioners ($2.00) from the $4.00 per page additional service charge for each instrument listed in Section 28.222, F.S. pursuant to Section 28.24 (12) (e)1, F.S. The funds shall be used exclusively to fund court-related technology and court technology needs as defined in Section 29.008(1)(f)2 and (h), F.S. for the state trail courts, state attorney, public defender, and criminal and civil regional counsel in the county. In 2006, a Memorandum Of Agreement was approved to split the funds accordingly: the 16th Judicial Circuit Courts shall receive $1.00 per page of the $2.00 fee, while the State Attorney for the 16th Circuit shall receive $0.60 per page and the Public Defender for the 16th Circuit shall receive $0.40 per page. The fees collected are recorded under Fund 158 Misc. Special Revenue Fund.

### Description and Services Provided

1) Server maintenance costs,
2) Software licenses,
3) Computers,
4) Network peripherals, cables & connections.

### Major Variances

Revenue receipts are recorded quarterly and brought into the budget by an Unanticipated Revenue Resolution.

| Budgetary Cost Summary | FY 2021 Actual | FY 2022 Actual | FY 2023 Adopted | FY 2023 Amended | FY 2024 Proposed | FY 2024 Change |
|---|---|---|---|---|---|---|
| Personnel Expenditures | 31,472 | 26,954 | 4,133 | 4,133 | - | (100.0)% |
| Operating Expenditures | 77,320 | 85,485 | 96,255 | 96,255 | 96,255 | -% |
| Capital Outlay Expenditures | 5,159 | 43,181 | 23,500 | 23,500 | 23,500 | -% |
| **Total Budget** | **113,951** | **155,621** | **123,888** | **123,888** | **119,755** | **(3.3)%** |

| Revenue Sources | FY 2021 Actual | FY 2022 Actual | FY 2023 Adopted | FY 2023 Amended | FY 2024 Proposed | FY 2024 Change |
|---|---|---|---|---|---|---|
| Misc Special Revenue Fund | 113,951 | 155,621 | 123,888 | 123,888 | 119,755 | (3.3)% |
| **Total Revenue** | **113,951** | **155,621** | **123,888** | **123,888** | **119,755** | **(3.3)%** |

# Elected Officials

Proposed FY24:

**FY24 Revenue Source**

| | |
|---|---|
| General Fund | $29,743,139 |
| Other Ad Valorem | $81,434,921 |
| Non Ad Valorem | $5,395,313 |
| | $116,573,373 |

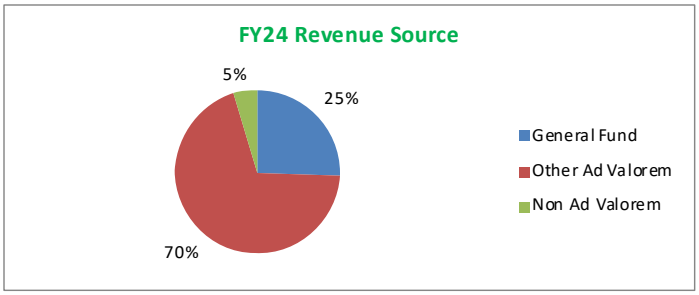


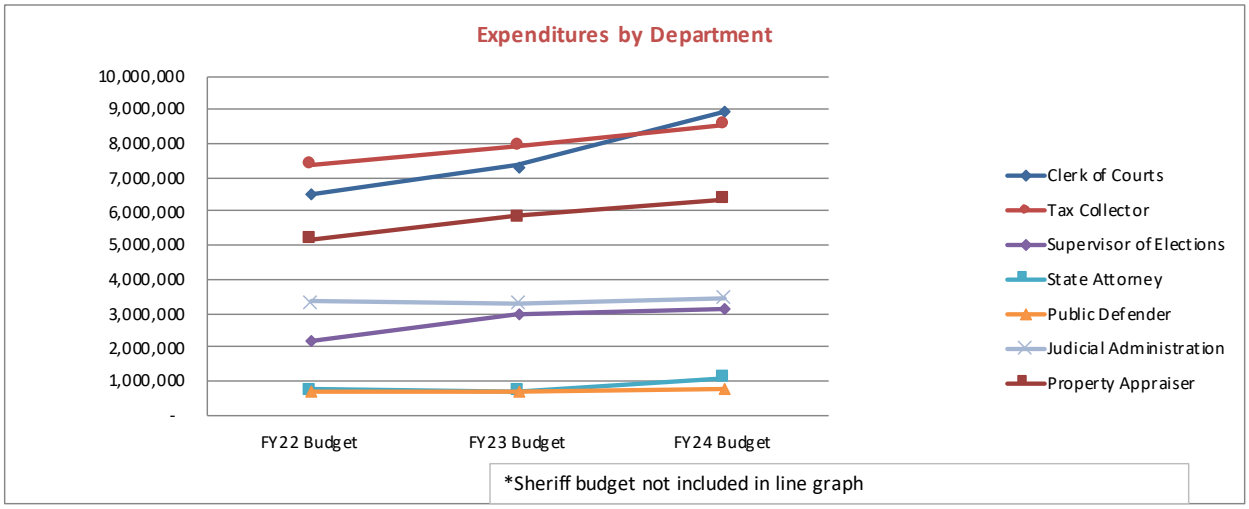


*Sheriff budget not included in line graph

**Expenditures by Department**

| | Adopted FY22 Budget | Adopted FY23 Budget | Proposed FY24 Budget | FY24 Change |
|---|---|---|---|---|
| Clerk of Courts | 6,512,700 | 7,335,600 | 8,959,815 | 22.1% |
| Sheriff* | 70,814,577 | 76,905,653 | 84,037,381 | 9.3% |
| Tax Collector | 7,431,007 | 7,952,259 | 8,575,291 | 7.8% |
| Property Appraiser | 5,201,539 | 5,843,693 | 6,365,708 | 8.9% |
| Supervisor of Elections | 2,234,868 | 2,981,651 | 3,177,039 | 6.6% |
| State Attorney | 742,780 | 726,346 | 1,138,867 | 56.8% |
| Public Defender | 704,952 | 733,946 | 839,821 | 14.4% |
| Judicial Administration | 3,366,005 | 3,312,105 | 3,479,451 | 5.1% |
| Total | 97,008,428 | 105,791,253 | 116,573,373 | 10.2% |

Sheriff* Also includes 911 Enhancement, Police Facilities Impact Fees, LEEA, and Law Enforcement Trust (see next page)

Clerk of Courts* Also includes Court Services Network System & Court Technology Fund

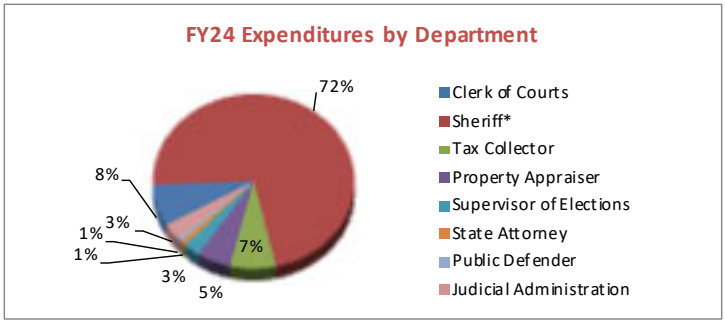

# Elected Officials

## Budgetary Cost Summary

| | Adopted FY22 Budget | Adopted FY23 Budget | Proposed FY24 Budget | FY24 % of Total | FY24 Change |
|---|---|---|---|---|---|
| Personnel Expenditures* | 10,853,413 | 11,794,364 | 12,241,602 | 10.5% | 3.8% |
| Operating Expenditures | 79,412,792 | 86,496,766 | 95,010,456 | 81.5% | 9.8% |
| Capital Outlay Expenditures | 329,523 | 264,523 | 361,500 | 0.3% | 36.7% |
| Interfund Transfers | 6,412,700 | 7,235,600 | 8,959,815 | 7.7% | 23.8% |
| Total | 97,008,428 | 105,791,253 | 116,573,373 | 100% | 10.2% |

*Personnel Expenditures are only Sheriff's Group Insurance and Worker's Comp

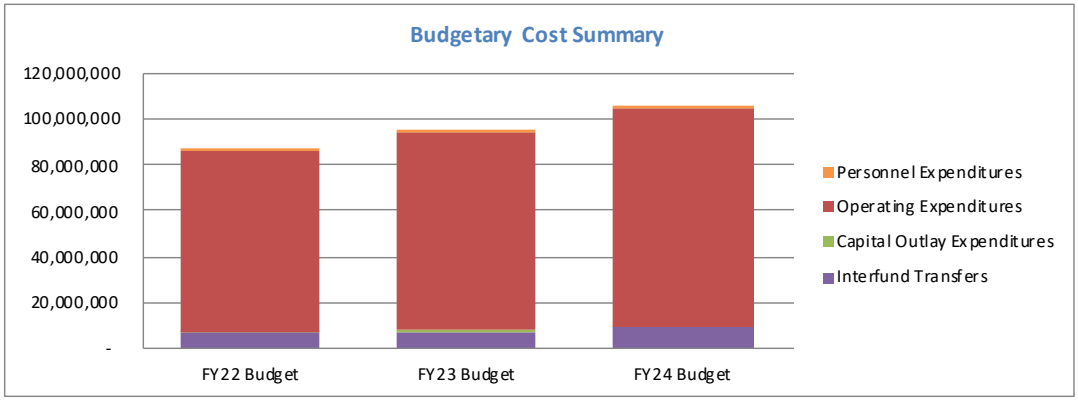


| | Adopted FY22 Budget | Adopted FY23 Budget | Proposed FY24 Budget | FY24 Change |
|---|---|---|---|---|
| FTE History | 732.50 | 735.50 | 732.50 | (3.00) |
| FY23 Change | 2 Additional FTE's requested for Judicial Administration | | | |
| FY24 Proposed Changes | Elimated:<br>-3 FTE's: from Propery Appraiser office | | | |

**Sheriff's Total Expenditures**

| | Adopted FY22 Budget | Adopted FY23 Budget | Proposed FY24 Budget | FY24 Change |
|---|---|---|---|---|
| Sheriff | 65,919,453 | 72,714,349 | 80,068,479 | 10.1% |
| Communications- 911 Enhancement | 705,300 | 705,300 | 712,898 | 1.1% |
| Police Facilities Impact Fees | 0 | 0 | 0 | 0.0% |
| LEEA | 75,000 | 75,000 | 75,000 | 0.0% |
| Law Enforcement Trust | 4,114,824 | 3,411,004 | 3,181,004 | -6.7% |
| | 70,814,577 | 76,905,653 | 84,037,381 | 9.3% |

# FY24 Proposed Budget

*Clerk of Courts*

`




**MONROE COUNTY, FLORIDA**
**CLERK OF THE CIRCUIT COURT & COMPTROLLER**

# PROPOSED ADJUSTED BUDGET FOR FISCAL YEAR 2024

**Presented by: Kevin Madok, CPA**
**Ex-Officio to the Board of County Commissioners**

**Submitted: June 1, 2023**

**Kevin Madok, CPA**

Clerk of the Circuit Court & Comptroller – Monroe County, Florida

June 1, 2023

Mayor Craig Cates
Members of the Board of County Commissioners
500 Whitehead Street
Key West, FL 33040

Dear Mayor and Commissioners:

Enclosed is the Fiscal Year (FY) 2024 budget request for the Monroe County Clerk of the Circuit Court & Comptroller. This budget request is for both the non-court activities of the Clerk's Office and for certain court-related costs. Specifically, we are requesting the Board fund court-related costs including court-related costs that are required to be funded by the County under Section 29.008, F.S. (e.g., telephones, equipment, and information system costs).

**Table 1** on page 4 of the enclosed budget proposal details the increase in our FY 2024 proposed operating budget. The requested funding level includes a 7% wage adjustment for both court and non-court Clerk employees as well as raising our pay band minimums. This adjustment was influenced by the County's stated intention of providing similar employee pay increases and pay band adjustments for FY 2024. We set our pay adjustments at the same level in the hopes that we will be competitive in attracting qualified employees as well as retaining our current employees. It continues to be my policy to adjust my budget request to correspond with the Board's final decision concerning annual salary increases.

In addition to the pay adjustment, funding is being requested for increases related to fringe benefits namely employer contribution increases for retirement and health insurance. The increases to retirement contributions are legislatively mandated and are outside of the County's control. Similarly, the increase related to health insurance reflects increases imposed mid-year in FY 2023 so were not included in our FY 2023 base budget along with anticipated FY 2024 increases. Finally, I am requesting budget adjustments for funding upgrades to my Office's Information Technology infrastructure and network including needed cybersecurity improvements.

Section 28.36, F.S., requires that I submit budgets for court-related functions to the Clerk of Court Operations Corporation (CCOC). My Office will be working through July with the CCOC and the other clerks throughout the State to deliberate and finalize our budget request for inclusion in the CCOC budget that must be presented to the Legislative Budget Commission no later than August 1st. Typically I will not know my actual state budget appropriation until early October. Once our state budget is finalized, it will be made available to the BOCC as well as the public.

I welcome any questions or comments you may have.

Sincerely,

Kevin Madok, CPA
Clerk of the Circuit Court & Comptroller
Ex-officio Clerk to the Board of County Commissioners

Cc: County Administrator
Clerk's Finance Department

**MONROE COUNTY, FLORIDA**
**CLERK OF THE CIRCUIT COURT & COMPTROLLER**

# Table of Contents
# Proposed Operational Budget
# For Fiscal Year 2024


**Introduction** ..... **2**

Organization Chart ..... 2

Function and Funding ..... 3

**Operational Budget Comparison** ..... **5**

**Non-Court Departments' Annual Operating Budgets** ..... **6**

Clerk To BOCC-Finance and Administration ..... 6

Internal Audit ..... 12

Clerk Information Technology ..... 14

Recording ..... 17

Records Management ..... 19

**Court-Related Clerk Functions** ..... **21**

County-Funded Clerk of Court Operations ..... 21

Summary of Clerk Full-Time Equivalent Positions ..... 23

**Other Clerk Funding Sources** ..... **24**

Public Records Modernization Trust Fund ..... 24

# INTRODUCTION

## ORGANIZATION CHART

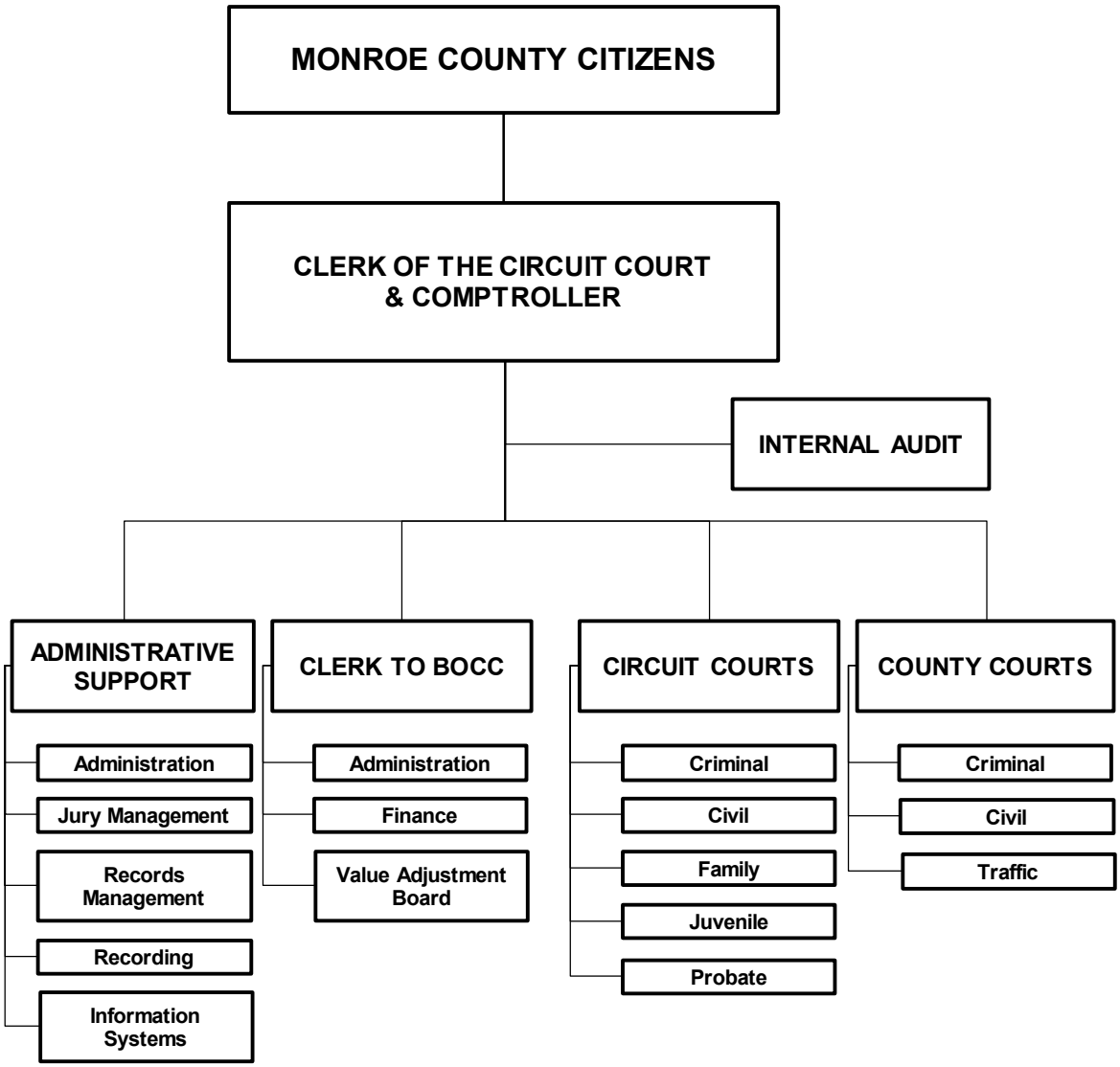

# FUNCTIONS AND FUNDING

The functions of the Monroe County Clerk of Circuit Court and Comptroller (the Clerk's Office) are governed by the Florida Constitution, by acts of the Florida Legislature, and by order of the Court. Specifically, the functions of the Clerk of the Circuit Court and Comptroller shall be: Clerk of the Circuit Court, Clerk of the County Court, County Comptroller/Treasurer, County Auditor, County Recorder, and Secretary/Ex-officio Clerk to the Board of County Commissioners (BOCC).

The Clerk's Office has a bifurcated funding structure for its court-related activity. Florida Statutes identifies which court-related costs are the responsibility of the County versus which court-related costs must be funded by the State through court fines, fees, and service charges. The budgets of the Clerk of the Circuit Court and County Court for court-related functions are contained in the Clerk's Court-Related Fund and the Clerk's Modernization Trust Fund.

The BOCC annually appropriates tax dollars to fund the Clerk's activity that supports the BOCC. The budget for the Clerk's BOCC activity is accounted for in the Clerk's General Fund.

## State Funding

Florida Statute Sections 28.35 and 28.36 established the Florida Clerks of Court Operations Corporation (CCOC) to review, certify, and recommend proposed state funding for each of Florida's 67 Clerks of Circuit Court. The CCOC works directly with all Clerks to develop a statewide budget that is submitted annually to the Legislative Budget Commission by August 1st. Final determination of Clerks' fiscal year state funding usually is not known until early October.

## County Funding

County funding to the Clerk's Office is primarily from the County's General Revenue appropriation. The County provides funding to support the Clerk's work as the County's Comptroller/Treasurer, County Auditor, County Recorder, and Secretary/Ex-officio Clerk to the BOCC. The Clerk's Office also receives some funding from the Tourist Development Council (TDC) to support the Clerk's processing of the TDC's vendor payments. In addition, the County funds certain court-related costs as specified by statute – namely telephones, equipment, and information system costs.

For the last number of fiscal years, the BOCC has also provided much needed financial support to the Clerk's Office by appropriating funds for insurance costs and cost-of-living adjustments (COLA) for both non-court and court-related Clerk staff. The Clerk's Office uses this county appropriation only if court-related revenues are not sufficient to cover these operating costs. The Clerk's Office returns any unspent funds to the County through excess fees at fiscal year-end. The Clerk's Office will continue to expend all available state funding appropriated to Monroe County before using county funding to support court-related operations.

As shown in **Table 1**, the increase in our FY 2024 proposed General Fund operating budget includes a pay adjustment for Clerk employees along with adjustments related to employee fringe benefit costs. In addition, the budget proposal also includes needed increases for improvements to the Clerk's information technology infrastructure and networks which includes implementing cybersecurity improvements.

**Table 1**
**Summary of Increase in FY 2024 Operating Budget**

| **Components of Increase:** | **Amount** |
|---|---|
| Adjustment due to annual pay increases and increase to pay band minimums | 639,700 |
| Adjustment due to increases for fringe benefits | 528,600 |
| Funding for updating/upgrading IT infrastructure; improve cybersecurity measures, update aging servers and network, upgrade software applications and licenses, scanning paper files | 570,015 |
| **Total** | **$ 1,738,315** |

As always, the Clerk's Office will make every effort to be prudent with General Fund monies to maximize the Office's unspent appropriations which are typically returned to the County at fiscal year-end as excess fees.

**MONROE COUNTY, FLORIDA**
**CLERK OF THE CIRCUIT COURT & COMPTROLLER**

# OPERATIONAL BUDGET COMPARISON
## FISCAL YEAR 2024

| | FY 2024 Proposed Budget | FY 2023 Approved Budget | Proposed Increase (Decrease) |
|---|---|---|---|
| **Non-Court Clerk Functions** | | | |
| Administration | $ 607,400 | $ 523,700 | $ 83,700 |
| Clerk to BOCC | 3,753,300 | 3,307,400 | 445,900 |
| Internal Audit | 635,400 | 585,000 | 50,400 |
| Information Technology | 1,227,500 | 858,700 | 368,800 |
| Recording | 669,400 | 789,200 | (119,800) |
| Records Management | 175,500 | 174,900 | 600 |
| **Total Non-Court Clerk Functions:** | **7,068,500** | **6,238,900** | **829,600** |
| **Court-Related Clerk Functions** | | | |
| Court Related Salary Adjustments | 1,262,100 | 865,600 | 396,500 |
| Court Related Insurance | 1,260,400 | 791,300 | 469,100 |
| County Obligation per Statute | 268,815 | 239,800 | 29,015 |
| **Total Court-Related Clerk Functions:** | **2,791,315** | **1,896,700** | **894,615** |
| Total Clerk Function Expenditures | 9,859,815 | 8,135,600 | 1,724,215 |
| Less Non-Court Fees and Other Revenues | (900,000) | (900,000) | - |
| **General Revenue Funding** | **8,959,815** | **7,235,600** | **1,724,215** |
| **TDC Functions** | | | |
| Clerk Functions funded by TDC Revenues | 96,000 | 81,900 | 14,100 |
| **Total Clerk Related TDC Functions:** | **96,000** | **81,900** | **14,100** |
| **Funded by General Fund and TDC Revenue** | **$ 9,055,815** | **$ 7,317,500** | **$ 1,738,315** |

# NON-COURT DEPARTMENTS' ANNUAL OPERATING BUDGETS

## CLERK TO BOCC- FINANCE AND ADMINISTRATION

**FUNCTION**:

The Florida Constitution provides that the Clerk of the Circuit Court shall be: Clerk of the Circuit Court, Clerk of the County Court, County Comptroller, County Auditor, County Recorder, and Ex-Officio Clerk to the Board of County Commissioners.

In addition, according to Florida Statute Sections 125.17 and 28.12, "the Clerk of the Circuit Court and Comptroller for the County shall be the Clerk and Accountant of the Board of County Commissioners" (BOCC). The Clerk "shall keep the minutes and accounts." As Clerk of the BOCC, the Clerk is also responsible to serve as Clerk to the Value Adjustment Board (VAB) created pursuant to Florida Statute Section 194.015.

**DESCRIPTION/OBJECTIVE**:

The Clerk to BOCC performs the accounting function and maintains property control for the BOCC (Clerk to the BOCC-Finance), records the minutes of the BOCC meetings (Clerk to the BOCC-Administration) and administers the VAB (Clerk to the BOCC-VAB).

Clerk to the BOCC-Finance:

The Clerk's Finance Department maintains the BOCC's accounting records including the accounting records of the Tourist Development Council (TDC) and the Clerk's court-related accounts in accordance with United States generally accepted governmental accounting principles and in compliance with statutory requirements. The Finance Department's responsibilities also include managing cash, investment, debt, and property management for the BOCC as well as processing the receipts and disbursements of Monroe County's funds, including payroll.

For the last thirty-four fiscal years, the Government Finance Officers Association of the United States and Canada (GFOA) awarded a Certificate of Achievement for Excellence in Financial Reporting to Monroe County for its Annual Comprehensive Financial Report (ACFR). The Certificate of Achievement is a prestigious national award recognizing conformance with the highest standards for preparation of the state and local government financial reports.

Clerk to the BOCC Admin:

The Clerk's Administration provides for the general management of all departments reporting to the Clerk of the Circuit Court and Comptroller. Administration is responsible for long-range planning, clerk budget preparation, and the development of policies and procedures. Administrative assistants provide secretarial and technical support.

Administrative staff maintains the accounting records for receipt and disbursement of the Clerk's court activities in accordance with United States generally accepted governmental accounting principles and in compliance with statutory requirements. This includes preparing the Clerk of the Circuit Court and Comptroller's annual budget; monitoring and processing operating expenditures; accounting for user fees charged by the Clerk of the Circuit Court and Comptroller and transferring these fees to the BOCC, the State of Florida and other local, state and federal agencies.

Administration prepares and indexes official minutes of regular and special meetings of the BOCC. In addition to preparing and processing ordinances and resolutions resulting from those meetings, the Clerk's Administration maintains all County contracts and custody of the County seal as well as affixes the seal to any paper or instrument as required by law. Finally, Administration is responsible for the custody and care of the BOCC's official documents and makes them available for public inspection.

Clerk to the BOCC-VAB:

The VAB meets in accordance with applicable Florida Statutes and Department of Revenue rules. VAB is charged with conducting hearings and making decisions pertaining to: petitions relating to ad valorem assessments; appeals relating to ad valorem tax exemptions; and appeals concerning ad valorem tax deferrals and classification. As authorized by Florida Statute Section 194.035, the VAB appoints special magistrates to take testimony from petitioners and make recommendations to VAB.

The Clerk's office, together with the contracted VAB attorney and the Property Appraiser's office, assists in VAB's operations. The Clerk's staff also provides education on VAB by providing general information and requirements through written materials and direct contact to taxpayers. Our primary goal is to be as helpful and cooperative as possible throughout the entire VAB process.

The Clerk's Office files all petitions, receives filing fees, assists in the process of obtaining services of special magistrates, schedules and notifies petitioners and parties of hearings before special magistrates and the VAB, attends and records special magistrate hearings and VAB meetings, documents and sends notification of final decisions of the VAB, and other duties as directed by law.

**GOALS**:

Clerk to the BOCC-Finance:

During FY 2024, the Clerk's Finance Department budget includes annual financing for the implementation of a new accounting and human resources system for both the Board and the Clerk. This initiative includes promoting paperless transactions; eliminating redundant data entry; training and cross-training staff to perform more complex accounting functions; and designing procedures to allow for more efficient and accurate updating of the general ledger. To achieve these goals, the Clerk's Finance Department will focus its efforts in the following areas:

- Working with Board staff to improve reporting functionality from the County's Enterprise Planning Resources system.
- Documenting and finalizing the Finance Department's business processes in a Financial Procedures Manual.
- Revamping the process for developing the County's Annual Comprehensive Financial Report.
- Scanning remaining paper records so they are readily available electronically.
- Evaluating changes to processing tax deeds and managing the Court Registry.

Clerk to the BOCC Admin:

The Administration will continue its work to improve its Document Imaging System which maintains minutes from 1980 to the present; resolutions from 1960 to the present; ordinances from 1970 to the present and marriage licenses issued from 1829-1996. In addition, Administration is working to organize paper files, scan those files and then destroy those files that are allowed by statute. Finally, Administration also monitors internal processes and procedures and makes changes where necessary to improve the delivery of services to the public.

## ADMINISTRATION BOCC

| Departmental Allocated Position Authority | Positions 2023 | Positions 2024 | Positions Change | Budget Amount |
|---|---|---|---|---|
| Clerk of Court | 0.50 | 0.50 | - | 67,000 |
| Deputy Clerks | 1.50 | 2.00 | 0.50 | 206,800 |
| **Subtotal:** | 2.00 | 2.50 | 0.50 | **$ 273,800** |
| Overtime/ Terminal Leave/Payouts | | | | - |
| COLA (7.0%) & increase to pay band mins | | | | 23,900 |
| **Total Salaries:** | | | | **$ 297,700** |
| FICA, Retirement Contributions | | | | 93,900 |
| Life, Health & Workers' Compensation | | | | 53,700 |
| **Total Fringe Benefits:** | | | | **$ 147,600** |
| **Totals:** | | | | **$ 445,300** |

| Workload Measures: | Fiscal Year 2020 | Fiscal Year 2021 | Fiscal Year 2022 |
|---|---|---|---|
| CLERK TO BOCC - ADMIN | | | |
| - BOCC Meetings Held | 21 | 20 | 16 |
| - Pages of Minutes | 270 | 295 | 273 |
| - Resolutions Adopted | 429 | 515 | 522 |
| - Ordinances | 39 | 27 | 31 |
| - Contracts Executed | 937 | 1,026 | 1,086 |
| CLERK TO BOCC - VAB | | | |
| - VAB Meetings | 2 | 2 | 2 |
| - VAB Petitions | 451 | 309 | 396 |
| - Special Magistrate Hearings | 6 | 4 | 5 |

| Budget Summary: | Proposed 2024 Budget | Approved 2023 Budget | Proposed Increase (Decrease) | Percent Change |
|---|---|---|---|---|
| Personnel Services | $ 445,300 | $ 361,600 | $ 83,700 | 23.15% |
| Operating Expenses | $ 154,100 | $ 154,100 | $ - | 0.00% |
| Capital Outlay | $ 8,000 | $ 8,000 | $ - | 0.00% |
| **Totals:** | $ 607,400 | $ 523,700 | $ 83,700 | 15.98% |

## CLERK FINANCE

| Departmental Allocated Position Authority | Positions 2023 | Positions 2024 | Positions Change | Budget Amount |
|---|---|---|---|---|
| Deputy Clerks | 21.00 | 21.00 | - | 1,491,400 |
| **Subtotal:** | 21.00 | 21.00 | - | **$ 1,491,400** |
| | Overtime/ Terminal Leave/Payouts | | | 55,000 |
| | COLA (7.0%) & increase to pay band mins | | | 141,900 |
| | | | **Total Salaries:** | **$ 1,688,300** |
| | FICA, Retirement Contributions | | | 392,600 |
| | Life, Health & Workers' Compensation | | | 422,400 |
| | | | **Total Fringe Benefits:** | **$ 815,000** |
| | | | **Totals:** | **$ 2,503,300** |

| Workload Measures: | Fiscal Year 2020 | Fiscal Year 2021 | Fiscal Year 2022 |
|---|---|---|---|
| CLERK TO BOCC - FINANCE | | | |
| - Cash Receipts | 4,343 | 4,107 | 5,701 |
| - Payroll Checks / Direct Deposits | 17,501 | 15,968 | 21,566 |
| - Vendor Payment Transactions Processed | 15,703 | 14,949 | 21,116 |
| - Accounts Payable Lines Processed | 37,522 | 37,029 | 42,577 |
| - Journal Entries processed | 1,969 | 2,233 | 1,926 |
| - Grants Administered | 92 | 96 | 96 |
| - Cost Centers Maintained | 545 | 540 | 971 |
| - Funds Maintained | 61 | 61 | 70 |
| - Inventory Property Records | 4,868 | 5,176 | 7,381 |

| Budget Summary: | Proposed 2024 Budget | Approved 2023 Budget | Proposed Increase (Decrease) | Percent Change |
|---|---|---|---|---|
| Personnel Services | $ 2,503,300 | $ 2,217,800 | $ 285,500 | 12.87% |
| Operating Expenses | $ 1,250,000 | $ 1,089,600 | $ 160,400 | 14.72% |
| Capital Outlay | $ - | $ - | $ - | |
| | $ 3,753,300 | $ 3,307,400 | $ 445,900 | 13.48% |

| TDC | | | | |
|---|---|---|---|---|
| **Departmental Allocated Position Authority** | **Positions** | | | **Budget Amount** |
| | **2023** | **2024** | **Change** | |
| TDC Finance Clerk | 1.00 | 1.00 | - | 48,600 |
| **Subtotal:** | 1.00 | 1.00 | - | **$ 48,600** |
| | Overtime/ Terminal Leave/Payouts | | | - |
| | COLA (7.0%) & increase to pay band mins | | | 5,300 |
| | | | **Total Salaries:** | **$ 53,900** |
| | FICA, Retirement Contributions | | | 11,100 |
| | Life, Health & Workers' Compensation | | | 21,000 |
| | | | **Total Fringe Benefits:** | **$ 32,100** |
| | | | **Totals:** | **$ 86,000** |

| **Budget Summary:** | **Proposed 2024 Budget** | **Approved 2023 Budget** | **Proposed Increase (Decrease)** | **Percent Change** |
|---|---|---|---|---|
| Personnel Services | $ 86,000 | $ 71,900 | $ 14,100 | 19.61% |
| Operating Expenses | $ 10,000 | $ 10,000 | $ - | 0.00% |
| Capital Outlay | $ - | $ - | $ - | |
| | $ 96,000 | $ 81,900 | $ 14,100 | 17.22% |

# INTERNAL AUDIT

## FUNCTION:

The Internal Audit Department performs audits as part of the constitutional responsibilities of the Monroe County Clerk of Circuit Court and Comptroller. The mission of the Internal Audit Department is to provide independent and objective reviews and assessments of Monroe County's business activities, operations, financial systems and internal controls.

## DESCRIPTION/OBJECTIVE:

Comprehensive assurance audits and consulting services are designed to add value, increase the efficiency of operations, advance accountability, and improve stewardship of public resources. This is accomplished through a systematic and disciplined approach in which internal auditors actively work with applicable BOCC and Clerk of Court management in identifying risks, evaluating controls, and making recommendations that promote economical, efficient, and effective use of funds and delivery of services.

Internal Audit conducts audits and reviews of County departments and offices, Clerk of the Circuit Court, and all entities that receive County funds. In addition, Internal Audit reviews and investigates allegations of fraud, waste, abuse, and ethical misconduct (received via the fraud "hotline").

## GOALS:

Internal Audit has been involved in many value-added projects this past year. The recommendations resulting from these audits and reviews are expected to have significant impacts and improvements on the operations of the County government. The goals of the Internal Audit Department include:

- Assist with identifying operational risks and evaluating regulatory compliance.
- Cash handling policies and procedures are reviewed as part of each department audit.
- Assist in implementing any improvements in processes, systems whenever possible.
- Cost reductions or increased revenue sources will be analyzed as part of each audit.
- Review and answer all inquiries from the BOCC and the Monroe County Administration.

## INTERNAL AUDIT

| Departmental Allocated Position Authority | Positions 2023 | Positions 2024 | Positions Change | Budget Amount |
|---|---|---|---|---|
| Deputy Clerks | 4.00 | 4.00 | - | 383,400 |
| **Subtotal:** | 4.00 | 4.00 | - | **$ 383,400** |
| | Overtime/ Terminal Leave/Payouts | | | - |
| | COLA (7.0%) & increase to pay band mins | | | 32,500 |
| | | | **Total Salaries:** | **$ 415,900** |
| | FICA, Retirement Contributions | | | 113,200 |
| | Life, Health & Workers' Compensation | | | 85,300 |
| | | | **Total Fringe Benefits:** | **$ 198,500** |
| | | | **Totals:** | **$ 614,400** |

| WORKLOAD MEASURES |
|---|
| **Audits Completed, Planned or In Progress** |
| Harry Harris Park Cash Receipts |
| Key West International Airport - Construction Manager at Risk |
| Risk Mangement Department Operations |
| Monroe County Fire Rescue Controlled Substances |
| Abandoned Funds |
| Guardianships |
| Audit of Various BOCC Processes |
| Assistance and Guidance |
| **Non-Audit/Administrative** |
| Other Internal Audit Duties |
| Quality Control Reviews |
| Staff Development |
| Fraud Hotline Investigation and Development |

| Budget Summary: | Proposed 2024 Budget | Approved 2023 Budget | Proposed Increase (Decrease) | Percent Change |
|---|---|---|---|---|
| Personnel Services | $ 614,400 | $ 564,000 | $ 50,400 | 8.94% |
| Operating Expenses | $ 21,000 | $ 21,000 | $ - | 0.00% |
| Capital Outlay | $ - | $ - | $ - | 0.00% |
| | $ 635,400 | $ 585,000 | $ 50,400 | 8.62% |

# CLERK INFORMATION TECHNOLOGY

## FUNCTION:

The role of the Clerk's Information Technology (IT) Department is to provide information technology support to all departments of the Clerk of the Circuit Court, as well as to the BOCC and eight other agencies that are a part of the Criminal Justice Information Systems (CJIS) network.

## DESCRIPTION/OBJECTIVES:

The IT Department supports the following functions:

- Circuit Court: Civil, Probate, Jury Management
- County Court: Traffic, Civil/Small Claims
- Criminal Justice Information System (CJIS)
- Juvenile
- E-Filing
- Document Recording and Indexing
- Budgeting
- Clerk of Court's Accounting and Financial Reporting
- Clerk to the BOCC Accounting and Financial Reporting
- Clerk to the BOCC Payroll
- Fixed and Moveable Assets
- Clerk to the BOCC Purchasing and Workflow
- Clerk Purchasing and Workflow

The Clerk's IT Department is responsible for maintaining an up-to-date IT infrastructure and network to ensure a secure and efficient technology network that interfaces and shares data with the Clerk's justice partners and BOCC stakeholders.

## GOALS:

The IT Department will focus on continuing to upgrade the Clerk's IT environment. Some of the most notable initiatives for the department includes storing the Clerk's servers at an off-site facility, refreshing firewalls, setting up an equipment replacement plan that will ensure that the Clerk's IT equipment is maintained and replaced on a proper lifecycle. The IT Department also will continue its work on the following:

- Implement and improve cybersecurity measures over the Clerks IT infrastructure.
- Upgrade aging the Clerk's servers.
- Perform an external Security Audit on the Clerk's IT infrastructure.
- Review software business requirement and hardware needs for the Clerk's Office and prepare a strategic short-range and long-range implementation plans.

# CLERK INFORMATION TECHNOLOGY

| Departmental Allocated Position Authority | Positions 2023 | Positions 2024 | Positions Change | Budget Amount |
|---|---|---|---|---|
| Deputy Clerks | 2.50 | 2.00 | (0.50) | 236,100 |
| **Subtotal:** | 2.50 | 2.00 | (0.50) | **$ 236,100** |
| | Overtime/Terminal Leave/Payouts | | | 5,000 |
| | COLA (7.0%) & increase to pay band mins | | | 20,300 |
| | | | **Total Salaries:** | **$ 261,400** |
| | FICA, Retirement Contributions | | | 89,700 |
| | Life, Health & Workers' Compensation | | | 51,400 |
| | | | **Total Fringe Benefits:** | **$ 141,100** |
| | | | **Totals:** | **$ 402,500** |

| Workload Measures: | Fiscal Year 2020 | Fiscal Year 2021 | Fiscal Year 2022 |
|---|---|---|---|
| - Workstations and Laptops | 150 | 167 | 154 |
| - Servers | 99 | 104 | 105 |
| - Software Applications | 20 | 22 | 26 |

| Budget Summary: | Proposed 2024 Budget | Approved 2023 Budget | Proposed Increase (Decrease) | Percent Change |
|---|---|---|---|---|
| Personnel Services | $ 402,500 | $ 393,500 | $ 9,000 | 2.29% |
| Operating Expenses | $ 500,000 | $ 265,200 | $ 234,800 | 88.54% |
| Capital Outlay | $ 325,000 | $ 200,000 | $ 125,000 | 62.50% |
| | $ 1,227,500 | $ 858,700 | $ 368,800 | 42.95% |

# RECORDING

## FUNCTION:

The Florida Constitution provides that the Clerk of Court shall be responsible for recording all instruments authorized by law to be recorded in the Official Records of Monroe County.

## DESCRIPTION/OBJECTIVES:

The Recording Division processes all documents that are recorded in the Official Records of Monroe County. The staff records documents and collects documentary and intangible taxes due to the State of Florida, Department of Revenue. The Recording Division also maintains a daily register of recorded documents and provides an index to the Official Records.

## GOALS:

Public access to the Official Records Document Recording and Indexing System via the Clerk of Court's website has greatly enhanced the public usage of these records. An automated recording system allows the Clerk's Office to accept e-records from the general public and, in turn, accept credit cards as payment when a document is recorded for the County. The Clerk's Office will continue to evaluate its recording function and make improvements.

## RECORDING

| Departmental Allocated Position Authority | Positions 2023 | Positions 2024 | Positions Change | Budget Amount |
|---|---|---|---|---|
| Deputy Clerks | 9.80 | 6.70 | (3.10) | 334,100 |
| **Subtotal:** | 9.80 | 6.70 | (3.10) | **$ 334,100** |
| | Overtime/ Terminal Leave/Payouts | | | 20,000 |
| | COLA (7.0%) & increase to pay band mins | | | 36,000 |
| | | | **Total Salaries:** | **$ 390,100** |
| | FICA, Retirement Contributions | | | 80,300 |
| | Life, Health & Workers' Compensation | | | 139,900 |
| | | | **Total Fringe Benefits:** | **$ 220,200** |
| | | | **Totals:** | **$ 610,300** |

| Workload Measures: | Fiscal Year 2020 | Fiscal Year 2021 | Fiscal Year 2022 |
|---|---|---|---|
| - Documents Recorded | 50,180 | 57,499 | 46,988 |
| - Pages Recorded | 147,323 | 199,087 | 149,875 |
| - Marriage Licenses Issued | 2,639 | 3,363 | 2,626 |

| Budget Summary: | Proposed 2024 Budget | Approved 2023 Budget | Proposed Increase (Decrease) | Percent Change |
|---|---|---|---|---|
| Personnel Services | $ 610,300 | $ 730,100 | $ (119,800) | -16.41% |
| Operating Expenses | $ 59,100 | $ 59,100 | $ - | |
| Capital Outlay | $ - | $ - | $ - | |
| | $ 669,400 | $ 789,200 | $ (119,800) | -15.18% |

# RECORDS MANAGEMENT

## FUNCTION:

The Florida Constitution provides that the Clerk of Court is responsible for the maintenance and protection of public records under his stewardship.

## DESCRIPTION/OBJECTIVES:

The Records Management Division processes all Official Records, court records, and other miscellaneous records with imaging technology. Records are maintained until the retention period has been met. Once the retention period is met, the records are scanned and subsequently destroyed. In addition, the department provides Official Record document images and indexes to the public.

## GOALS:

New documents filed in Monroe County court cases are redacted as required by Florida Statutes. The Official Records for 1985-1996 have been redacted by an outside vendor. The Court Record redaction software redacts sensitive information that is prohibited from being publicly available from official records. Preservation of historical court records was maintained by converting these files into electronic or another format.

## RECORDS MANAGEMENT

| Departmental Positions | Positions 2023 | Positions 2024 | Positions Change | Budget Amount |
|---|---|---|---|---|
| Deputy Clerks | 1.10 | 1.00 | (0.10) | 79,000 |
| **Subtotal:** | 1.10 | 1.00 | (0.10) | **$ 79,000** |
| | Overtime/ Terminal Leave/Payouts | | | - |
| | COLA (7.0%) & increase to pay band mins | | | 7,500 |
| | | | **Total Salaries:** | **$ 86,500** |
| | FICA, Retirement Contributions | | | 17,800 |
| | Life, Health & Workers' Compensation | | | 21,200 |
| | | | **Total Fringe Benefits:** | **$ 39,000** |
| | | | **Totals:** | **$ 125,500** |

| Workload Measures: | Fiscal Year 2020 | Fiscal Year 2021 | Fiscal Year 2022 |
|---|---|---|---|
| - Pages Microfilmed | 151,442 | 198,971 | 166,261 |
| - Efiled Cases | 16,624 | 23,045 | 21,294 |

| Budget Summary: | Proposed 2024 Budget | Approved 2023 Budget | Proposed Increase (Decrease) | Percent Change |
|---|---|---|---|---|
| Personnel Services | $ 125,500 | $ 145,700 | $ (20,200) | -13.86% |
| Operating Expenses | $ 50,000 | $ 29,200 | $ 20,800 | |
| Capital Outlay | $ - | $ - | $ - | |
| | $ 175,500 | $ 174,900 | $ 600 | 0.34% |

# COURT-RELATED CLERK FUNCTIONS
## COUNTY-FUNDED CLERK OF COURT OPERATIONS

| Salary Increases and Related Fringe Benefits | | | |
|---|---|---|---|
| ***DIRECT COSTS*** | ***Prior Year Funding*** | ***FY 2024*** | ***Total*** |
| Circuit Court Juvenile | 35,200 | 10,800 | 46,000 |
| Circuit Court Civil | 105,600 | 33,000 | 138,600 |
| Circuit Court Criminal | 146,100 | 41,400 | 187,500 |
| Circuit Court Family | 28,300 | 12,300 | 40,600 |
| Circuit Court Probate | 26,300 | 27,500 | 53,800 |
| County Court Civil | 56,100 | 22,700 | 78,800 |
| County Court Criminal | 121,000 | 57,400 | 178,400 |
| County Court Traffic | 165,100 | 80,100 | 245,200 |
| Jury Management | 23,900 | 8,500 | 32,400 |
| **TOTAL DIRECT COSTS:** | **707,600** | **293,700** | **1,001,300** |
| ***INDIRECT COSTS*** | | | |
| Administration | 146,800 | 102,800 | 249,600 |
| Records Management | 11,200 | - | 11,200 |
| **TOTAL INDIRECT COSTS:** | **158,000** | **102,800** | **260,800** |
| **TOTAL COSTS:** | **865,600** | **396,500** | **1,262,100** |

| Employee Benefits | | | | |
|---|---|---|---|---|
| ***DIRECT COSTS*** | ***Health Ins*** | ***Workers' Comp*** | ***Risk Mgt*** | ***Total*** |
| Circuit Court Juvenile | 29,600 | 900 | 700 | **31,200** |
| Circuit Court Civil | 116,200 | 2,700 | 2,000 | **120,900** |
| Circuit Court Criminal | 136,600 | 3,400 | 3,300 | **143,300** |
| Circuit Court Family | 35,700 | 1,000 | 900 | **37,600** |
| Circuit Court Probate | 100,900 | 2,300 | 700 | **103,900** |
| County Court Civil | 77,500 | 1,700 | 1,800 | **81,000** |
| County Court Criminal | 209,900 | 4,600 | 2,700 | **217,200** |
| County Court Traffic | 274,100 | 6,100 | 3,500 | **283,700** |
| Jury Management | 24,500 | 700 | 400 | **25,600** |
| **TOTAL DIRECT COSTS:** | **1,005,000** | **23,400** | **16,000** | **1,044,400** |
| ***INDIRECT COSTS*** | | | | |
| Administration | 193,600 | 18,300 | 3,700 | **215,600** |
| Records Management | - | - | 400 | **400** |
| **TOTAL INDIRECT COSTS:** | **193,600** | **18,300** | **4,100** | **216,000** |
| **TOTAL COSTS:** | **1,198,600** | **41,700** | **20,100** | **1,260,400** |

| Statutory Obligations | | | | |
|---|---|---|---|---|
| ***DIRECT COSTS*** | ***Phones*** | ***Computers*** | ***Equip/ Leases*** | ***Total*** |
| - Circuit Court Juvenile | 200 | 10,340 | 1,150 | **11,690** |
| - Circuit Court Civil | 300 | 25,850 | 1,720 | **27,870** |
| - Circuit Court Criminal | 600 | 5,170 | 3,450 | **9,220** |
| - Circuit Court Family | 100 | 7,755 | 575 | **8,430** |
| - Circuit Court Probate | 100 | 7,755 | 575 | **8,430** |
| - County Court Civil | 600 | 51,700 | 3,450 | **55,750** |
| - County Court Criminal | 600 | 51,700 | 3,450 | **55,750** |
| - County Court Traffic | 800 | 51,700 | 4,600 | **57,100** |
| - Jury Management | 100 | 5,170 | 575 | **5,845** |
| **TOTAL DIRECT COSTS:** | **3,400** | **217,140** | **19,545** | **240,085** |
| ***INDIRECT COSTS*** | | | | |
| - Administration | 100 | 5,170 | 1,150 | **6,420** |
| - Records Management | 300 | 15,510 | 6,500 | **22,310** |
| **TOTAL INDIRECT COSTS:** | **400** | **20,680** | **7,650** | **28,730** |
| **TOTAL COSTS:** | **3,800** | **237,820** | **27,195** | **268,815** |

# SUMMARY OF CLERK FULL-TIME EQUIVALENT POSITIONS

| Non-Court Related | # OF FTE* | |
|---|---|---|
| Clerk to BOCC | 23.50 | |
| Internal Audit | 4.00 | |
| Information Systems | 2.00 | |
| Recording | 6.70 | |
| Records Management | 1.00 | |
| TDC | 1.00 | |
| **Total Non-Court FTEs** | **38.20** | **37.82%** |
| **Court Related FTEs** | 57.80 | **57.23%** |
| **Records Modernization FTEs** | 5.00 | **4.95%** |
| **Total Clerk FTEs** | **101.00** | **42.77%** |
| FTEs providing Direct Service | 95.00 | 94.06% |
| FTEs providing Indrect Service | 6.00 | 5.94% |
| **Total Clerk Positions** | **101.00** | **100.00%** |

# OTHER CLERK FUNDING SOURCES

## PUBLIC RECORDS MODERNIZATION TRUST FUND

| | Florida Stats. 28.24(12)(d) | Florida Stats. 28.24(12)(e)(1) |
|---|---|---|
| **Revenues** | | |
| Recording Fees | 57,014 | 163,240 |
| Interest Income | 3,000 | 12,000 |
| Cash Carry Forward | 1,204,505 | 2,459,445 |
| Total Revenues | 1,264,519 | 2,634,685 |
| | | |
| **Expenditures** | | |
| Personnel Services | 390,456 | |
| Operating Expenses | 750,000 | 900,000 |
| Equipment | | |
| Contingency | | |
| Reserves | | |
| Total Expenditures | 1,140,456 | 900,000 |
| | | |
| **Estimated ending balance** | 124,063 | 1,734,685 |

**The Public Records ModernizationTrust Fund is authorized by Florida Statutes Section 28.24 (12)(d) and (e). The use of these funds is restricted as follows:**

- Public Records Modernization Trust Funds [Florida Statute 28.24(12)(d)] are to be used for equipment, maintenance, personnel training, and technical assistance in modernizing the public records system of the Clerk's Office.

- Public Records Court Technology Funds [Florida Statute 28.24(12)(e)(1)] are to be used exclusively for the operation and support of an integrated computer system for judicial agencies and to support the operations and maintenance of the state court system.

**FOR INFORMATIONAL PURPOSES ONLY**

# FY24 Proposed Budget

## *Sheriff's Office*

May 30, 2023

Honorable Members
Monroe County Board of Commissioners
500 Whitehead Street
Key West, FL 33040

Dear Commissioners:

Pursuant to Florida Statute 30.49, I am required to prepare and submit a budget request to the Board of County Commissioners to meet the responsibilities of my Office. Enclosed please find the budget request for the Office of Sheriff for Fiscal Year 2023-2024.

The requested Public Safety Budget for fiscal year 2023-2024 is $67,526,138. This request represents an increase of 8.12% over the previous year.

This budget includes the following:

- An increase of 6.5% to the pay scales of non-bargaining unit employees and increasing the salaries of everyone who is below the new minimum.
- Salary increases which average 8% for all union personnel per the collective bargaining agreement.
- Salary increases of 7% for all non-bargaining unit personnel.
- An increase of $1,867,702 in retirement contributions to the state. This increase is primarily due to the state increasing the contribution rates for participating employers.
- An increase in operating expenses of $702,850.

Also, included in this document are separate budgets for the Sheriff's Office portion of the Trauma Star program and the Emergency Communications Department. The budget for the Trauma Star program for fiscal year 2023-2024 is $6,453,147. This request represents an increase of $497,784 over last year. The budget request for the Trauma Star program contains the following:

- A 7% salary increase for all Trauma Star pilots and mechanics.
- An increase in operating expenses of $350,000.

The budget request for the Emergency Communications Department for fiscal year 2023-2024 is $887,228. This request represents an increase of $93,980 over the previous year. This budget contains the following:

- A 7% salary increase for all Emergency Communications employees.
- An increase in operating expenses of $57,000.

Please feel free to contact me if I can provide you with any additional information.

Sincerely,



Richard A. Ramsay
Sheriff of Monroe County

# Monroe County Sheriff's Office
## Fiscal Year 2023- 2024
## Budget Request




**Prepared for the**
**Monroe County Board of County Commissioners**

**Submitted by Sheriff Richard A. Ramsay**
**June 1, 2023**

# Monroe County Sheriff's Office
# Budget Request for Fiscal Year 2023 - 2024

## TABLE OF CONTENTS


**ADMINISTRATIVE SECTION**

| | |
|---|---|
| 1-4 | Budget Certificate |

**PUBLIC SAFETY SECTION**

| | |
|---|---|
| 5 | Sheriff's Office Organizational Chart |
| 6 | Public Safety Budget (PSB) By Function |
| 7 | Regional vs Municipal - Two Year Comparison |
| 8 | Regional – Two Year Comparison |
| 9 | Two Year Comparison - Unincorporated |
| 10 | Two Year Comparison - City of Marathon |
| 11 | Two Year Comparison – Islamorada Village of Islands |
| 12 | PSB - Two Year Comparison |
| 13 | PSB - Five Year Comparison |

**LAW ENFORCEMENT SECTION**

| | |
|---|---|
| 14 | Bureau of Law Enforcement Organizational Chart |
| 15 | Bureau of Administration Organizational Chart |
| 16 | Law Enforcement Budget (LEB) - Two Year Comparison |
| 17 | LEB - Five Year Comparison |
| 18-19 | LEB - Positions by Section |

**CORRECTIONS SECTION**

| | |
|---|---|
| 20 | Bureau of Corrections Organizational Chart |
| 21 | CB - Two Year Comparison |
| 22 | CB - Five Year Comparison |
| 23 | CB Positions by Section |

# Monroe County Sheriff's Office
# Budget Request for Fiscal Year 2023- 2024

## TABLE OF CONTENTS
## PAGE 2


**COURT SECURITY SECTION**

| | |
|---|---|
| 24 | Court Security Organizational Chart |
| 25 | CS - Two Year Comparison |
| 26 | CS - Five Year Comparison |
| 27 | CS Positions by Section |

**TRAUMA STAR SECTION**

| | |
|---|---|
| 28 | Trauma Star Organizational Chart |
| 29 | Trauma Star - Two Year Comparison |

**EMERGENCY COMMUNICATIONS SECTION**

| | |
|---|---|
| 30 | Emergency Communications Organizational Chart |
| 31 | Emergency Communications - Two Year Comparison |




May 30, 2023

MONROE COUNTY SHERIFF'S OFFICE

BUDGET CERTIFICATE
FISCAL YEAR 2023-2024

As required by Chapter 30.49(2)(a), I certify that the proposed budget expenditures is reasonable and necessary for the proper and efficient operations of the Sheriff's Office of Monroe County, Florida, for the fiscal year beginning October 1, 2023, and ending September 30, 2024.

The functional distribution is as follows:

**LAW ENFORCEMENT**

| | | |
|---|---|---|
| .10 | Personal Services | $ 31,030,232 |
| .30 | Operating Expenses | 4,498,734 |
| .60 | Capital Outlay | 1,209,971 |
| .90 | Other Uses | 140,000 |
| | TOTAL | $ 36,878,937 |

**CORRECTIONS**

| | | |
|---|---|---|
| .10 | Personal Services | $ 20,120,656 |
| .30 | Operating Expenses | 7,993,602 |
| .60 | Capital Outlay | 75,000 |
| .90 | Other Uses | - |
| | TOTAL | $ 28,189,258 |

BUDGET CERTIFICATE
FISCAL YEAR 2023-2024

**COURT SECURITY**

| | | |
|---|---|---|
| .10 | Personal Services | $ 2,406,428 |
| .30 | Operating Expenses | 51,515 |
| .60 | Capital Outlay | - |
| .90 | Contingency | - |
| | TOTAL | $ 2,457,943 |

**PUBLIC SAFETY**

| | | |
|---|---|---|
| .10 | Personal Services | $ 53,557,316 |
| .30 | Operating Expenses | 12,543,851 |
| .60 | Capital Outlay | 1,284,971 |
| .90 | Contingency | 140,000 |
| | **TOTAL** | $ 67,526,138 |

Respectfully submitted,

Richard A. Ramsay
Sheriff of Monroe County

May 30, 2023

MONROE COUNTY SHERIFF'S OFFICE

BUDGET CERTIFICATE
FISCAL YEAR 2023-2024

As required by Chapter 30.49(2)(a), I certify that the proposed budget expenditures is reasonable and necessary for the proper and efficient operations of the Sheriff's Office of Monroe County, Florida, for the fiscal year beginning October 1, 2023, and ending September 30, 2024.

The functional distribution is as follows:

**Trauma Star**

| | | |
|---|---|---|
| .10 | Personal Services | $ 2,230,073 |
| .30 | Operating Expenses | 4,208,074 |
| .60 | Capital Outlay | 15,000 |
| .90 | Contingency | - |
| | TOTAL | $ 6,453,147 |

**Radio Communications**

| | | |
|---|---|---|
| .10 | Personal Services | $ 263,200 |
| .30 | Operating Expenses | 616,028 |
| .60 | Capital Outlay | 8,000 |
| .90 | Contingency | - |
| | TOTAL | $ 887,228 |

BUDGET CERTIFICATE
FISCAL YEAR 2023-2024

**PUBLIC SAFETY**

| | | |
|---|---|---|
| .10 | Personal Services | $ 2,493,273 |
| .30 | Operating Expenses | 4,824,102 |
| .60 | Capital Outlay | 23,000 |
| .90 | Contingency | - |
| | **TOTAL** | $ 7,340,375 |

Respectfully submitted,

Richard A. Ramsay
Sheriff of Monroe County

# Public Safety Budget
# Fiscal Year 2023 - 2024

*Law Enforcement

*Corrections

*Court Security



# Monroe County Sheriff's Office
# Organizational Chart



## SHERIFF

- Sheriff's Aide
- General Counsel
  - Legal Assistant
- Animal Farm / Landscaping
- Training

## UNDERSHERIFF

- Inspector General
  - Media Relations
  - Internal Affairs
  - Professional Standards/ Staff Inspections
  - Airport Security

### Bureau of Administration Chief

- Finance Executive Director
- Information Management Executive Director
- Records Director (Central / Warrants/ Main Jail)
- Emergency Communications Director
- Property & Evidence Director
- Human Resources Executive Director
- Grants Administration/ Risk Management
- Aviation Director
- Aviation Maintenance Director

### Bureau of Law Enforcement Major

- District One (Lower Keys Commander
- District Four/Five (Middle Keys) Commander
- District Six (Islamorada) Commander
- District Seven (Upper Keys/Ocean Reef) Commander
- Major Crimes, Special Operations & VOCA
- Intelligence, Civil & Court Security
- Communications
- Juvenile Diversion Supervisor
- Reserve Unit Commander
- School Security
- Bomb
- DIVE Team

### Bureau of Corrections Major

- Operations Commander
- Support Services Commander
- Programs Director
- Key West Security
- Maintenance
- Commissary
- Marathon Site Commander
- Inmate Services
- Work Release
- Plantation Key Site Commander
- Classification
- Visitation
- Accreditation
- Food Services
- Financial Assistant
- PREA Coordinator

Updated December 12, 2022

25-May-23

**Updated by: Jill Cranney-Black**
**PUBLIC SAFETY - BUDGET**
**BREAKDOWN BY FUNCTION**

| | TOTAL LAW ENFORCEMENT 521 | TOTAL CORRECTIONS 523 | TOTAL COURT SECURITY 516 | TOTAL |
|---|---|---|---|---|
| **PERSONNEL SERVICES** | | | | |
| Headcount | 280.0 | 175.0 | 21.0 | 476.0 |
| Executive Salary | 173,679 | - | - | 173,679 |
| Regular Salaries | 22,292,139 | 13,390,144 | 1,700,215 | 37,382,498 |
| Overtime | 590,318 | 1,202,145 | 12,274 | 1,804,737 |
| Incentive | 123,475 | 105,739 | 8,640 | 237,853 |
| Employer Taxes | 1,775,918 | 1,124,901 | 131,666 | 3,032,485 |
| Retirement Contribution | 6,000,704 | 4,285,411 | 552,333 | 10,838,448 |
| Life & Health Insurance | 39,000 | 5,750 | 1,300 | 46,050 |
| Unemployment Compensation | 35,000 | 6,566 | - | 41,566 |
| Total Personnel Services | 31,030,232 | 20,120,656 | 2,406,428 | 53,557,316 |
| **OPERATING EXPENSES** | | | | |
| Expenses Other Than Salaries | - | - | - | - |
| Professional Services | 54,650 | 4,566,529 | 5,100 | 4,626,279 |
| Other Contractual Services | 360,350 | 42,000 | - | 402,350 |
| Investigations | 30,000 | - | - | 30,000 |
| Travel & Per Diem | 53,000 | 15,172 | 1,000 | 69,172 |
| Communications | 292,500 | 22,000 | - | 314,500 |
| Freight & Postage | 20,400 | 5,000 | - | 25,400 |
| Utility Services | 105,000 | 1,525,000 | - | 1,630,000 |
| Rentals | 125,200 | - | - | 125,200 |
| Insurance | 520,000 | 160,000 | 22,000 | 702,000 |
| Repairs & Maintenance | 1,303,791 | 220,000 | 15,000 | 1,538,791 |
| Printing | 6,400 | - | - | 6,400 |
| Advertising | 7,400 | - | - | 7,400 |
| Office Supplies | 107,550 | 30,000 | 1,000 | 138,550 |
| Operating Supplies | 1,363,493 | 1,369,901 | 7,000 | 2,740,394 |
| Books/Subscriptions/Memberships | 29,000 | 3,000 | - | 32,000 |
| Tuition | 45,000 | 5,000 | - | 50,000 |
| Training | 75,000 | 30,000 | 415 | 105,415 |
| Total Operating Expenses | 4,498,734 | 7,993,602 | 51,515 | 12,543,851 |
| **CAPITAL OUTLAY** | | | | |
| Other Building Improvements | - | 25,000 | - | 25,000 |
| Automobiles/Machinery/Equip. | 1,209,971 | 50,000 | - | 1,259,971 |
| Total Capital Outlay | 1,209,971 | 75,000 | - | 1,284,971 |
| **OTHER USES** | | | | |
| Aids to Government Agencies | - | - | - | - |
| Aids to Private Organizations | - | - | - | - |
| Intragovernmental Transfers | 140,000 | - | - | 140,000 |
| Total Other Uses | 140,000 | - | - | 140,000 |
| **TOTAL** | 36,878,937 | 28,189,258 | 2,457,943 | 67,526,138 |

25-May-23

**Updated by: Jill Cranney-Black**
**BUDGET - PUBLIC SAFETY**
**2 YEAR COMPARISON FOR FYE 2023 TO FYE 2024**

| | ADOPTED BUDGET FYE 2023 | PROPOSED BUDGET FYE 2024 | DIFFERENCE + OR (-) |
|---|---|---|---|
| **PERSONNEL SERVICES** | | | |
| Headcount | 476.0 | 476.0 | - |
| Executive Salary | 158,918 | 173,679 | 14,761 |
| Regular Salaries | 35,193,466 | 37,382,498 | 2,189,032 |
| Overtime | 1,686,671 | 1,804,737 | 118,066 |
| Incentive | 239,293 | 237,853 | (1,439) |
| Employer Taxes | 2,854,973 | 3,032,485 | 177,512 |
| Retirement Contribution | 8,970,746 | 10,838,448 | 1,867,702 |
| Life & Health Insurance | 46,050 | 46,050 | - |
| Unemployment Compensation | 41,566 | 41,566 | - |
| Total Personnel Services | 49,191,683 | 53,557,316 | 4,365,633 |
| **OPERATING EXPENSES** | | | |
| Expenses Other Than Salaries | - | - | - |
| Professional Services | 4,476,279 | 4,626,279 | 150,000 |
| Other Contractual Services | 302,350 | 402,350 | 100,000 |
| Investigations | 30,000 | 30,000 | - |
| Travel & Per Diem | 69,172 | 69,172 | - |
| Communications | 314,500 | 314,500 | - |
| Freight & Postage | 25,400 | 25,400 | - |
| Utility Services | 1,530,000 | 1,630,000 | 100,000 |
| Rentals | 125,200 | 125,200 | - |
| Insurance | 556,050 | 702,000 | 145,950 |
| Repairs & Maintenance | 1,391,891 | 1,538,791 | 146,900 |
| Printing | 6,400 | 6,400 | - |
| Advertising | 7,400 | 7,400 | - |
| Office Supplies | 138,550 | 138,550 | - |
| Operating Supplies | 2,680,394 | 2,740,394 | 60,000 |
| Books/Subscriptions/Memberships | 32,000 | 32,000 | - |
| Tuition | 50,000 | 50,000 | - |
| Training | 105,415 | 105,415 | - |
| Total Operating Expenses | 11,841,001 | 12,543,851 | 702,850 |
| **CAPITAL OUTLAY** | | | |
| Other Building Improvements | 25,000 | 25,000 | - |
| Automobiles/Machinery/Equip. | 1,259,971 | 1,259,971 | - |
| Total Capital Outlay | 1,284,971 | 1,284,971 | - |
| **OTHER USES** | | | |
| Aids to Government Agencies | - | - | - |
| Aids to Private Organizations | - | - | - |
| Intragovernmental Transfers | 140,000 | 140,000 | - |
| Total Other Uses | 140,000 | 140,000 | - |
| **TOTAL** | 62,457,655 | 67,526,138 | 5,068,483 |
| | | | 8.12% |

25-May-23

**Updated by: Jill Cranney-Black**
**BUDGET - REGIONAL**
**2 YEAR COMPARISON FOR FYE 2023 TO FYE 2024**

| | ADOPTED BUDGET FYE 2023 | PROPOSED BUDGET FYE 2024 | DIFFERENCE + OR (-) |
|---|---|---|---|
| **PERSONNEL SERVICES** | | | |
| Headcount | 401.0 | 401.0 | - |
| Executive Salary | 158,918 | 173,679 | 14,761 |
| Regular Salaries | 29,597,581 | 31,417,746 | 1,820,165 |
| Overtime | 1,453,867 | 1,555,637 | 101,770 |
| Incentive | 198,975 | 196,215 | (2,759) |
| Employer Taxes | 2,405,994 | 2,553,940 | 147,946 |
| Retirement Contribution | 7,408,225 | 8,891,433 | 1,483,209 |
| Life & Health Insurance | 39,250 | 39,250 | - |
| Unemployment Compensation | 41,566 | 41,566 | - |
| Total Personnel Services | 41,304,375 | 44,869,466 | 3,565,091 |
| **OPERATING EXPENSES** | | | |
| Expenses Other Than Salaries | - | - | - |
| Professional Services | 4,459,629 | 4,609,629 | 150,000 |
| Other Contractual Services | 302,000 | 402,000 | 100,000 |
| Investigations | 30,000 | 30,000 | - |
| Travel & Per Diem | 65,672 | 65,672 | - |
| Communications | 277,000 | 277,000 | - |
| Freight & Postage | 25,000 | 25,000 | - |
| Utility Services | 1,530,000 | 1,630,000 | 100,000 |
| Rentals | 125,200 | 125,200 | - |
| Insurance | 434,000 | 544,000 | 110,000 |
| Repairs & Maintenance | 1,063,500 | 1,173,100 | 109,600 |
| Printing | 6,400 | 6,400 | - |
| Advertising | 7,400 | 7,400 | - |
| Office Supplies | 131,000 | 131,000 | - |
| Operating Supplies | 2,381,740 | 2,441,740 | 60,000 |
| Books/Subscriptions/Memberships | 31,000 | 31,000 | - |
| Tuition | 50,000 | 50,000 | - |
| Training | 99,415 | 99,415 | - |
| Total Operating Expenses | 11,018,956 | 11,648,556 | 629,600 |
| **CAPITAL OUTLAY** | | | |
| Other Building Improvements | 25,000 | 25,000 | - |
| Automobiles/Machinery/Equip. | 633,806 | 633,806 | - |
| Total Capital Outlay | 658,806 | 658,806 | - |
| **OTHER USES** | | | |
| Aids to Government Agencies | - | - | - |
| Aids to Private Organizations | - | - | - |
| Intragovernmental Transfers | 140,000 | 140,000 | - |
| Total Other Uses | 140,000 | 140,000 | - |
| **TOTAL** | 53,122,137 | 57,316,828 | 4,194,691 |

25-May-23

**Updated by: Jill Cranney-Black**
**BUDGET - UNINCORPORATED**
**2 YEAR COMPARISON FOR FYE 2023 TO FYE 2024**

| | ADOPTED BUDGET FYE 2023 | PROPOSED BUDGET FYE 2024 | DIFFERENCE + OR (-) |
|---|---|---|---|
| **PERSONNEL SERVICES** | | | |
| Headcount | 40 | 40 | - |
| Regular Salaries | 2,890,403 | 3,082,997 | 192,594 |
| Overtime | 112,290 | 120,150 | 7,860 |
| Incentive | 19,199 | 20,399 | 1,200 |
| Employer Taxes | 231,175 | 246,601 | 15,427 |
| Retirement Contribution | 795,988 | 993,273 | 197,285 |
| Life & Health Insurance | 3,400 | 3,400 | - |
| Unemployment Compensation | - | - | - |
| Total Personnel Services | 4,052,455 | 4,466,821 | 414,366 |
| **OPERATING EXPENSES** | | | |
| Expenses Other Than Salaries | - | - | - |
| Professional Services | 8,200 | 8,200 | - |
| Other Contractual Services | - | - | - |
| Investigations | - | - | - |
| Travel & Per Diem | - | - | - |
| Communications | 20,000 | 20,000 | - |
| Freight & Postage | 100 | 100 | - |
| Utility Services | - | - | - |
| Rentals | - | - | - |
| Insurance | 60,000 | 80,000 | 20,000 |
| Repairs & Maintenance | 188,000 | 210,500 | 22,500 |
| Printing | - | - | - |
| Advertising | - | - | - |
| Office Supplies | 3,200 | 3,200 | - |
| Operating Supplies | 192,359 | 192,359 | - |
| Books/Subscriptions/Memberships | - | - | - |
| Tuition | - | - | - |
| Training | - | - | - |
| Total Operating Expenses | 471,859 | 514,359 | 42,500 |
| **CAPITAL OUTLAY** | | | |
| Other Building Improvements | - | - | - |
| Automobiles/Machinery/Equip. | 348,688 | 348,688 | - |
| Total Capital Outlay | 348,688 | 348,688 | - |
| **OTHER USES** | | | |
| Aids to Government Agencies | - | - | - |
| Aids to Private Organizations | - | - | - |
| Intragovernmental Transfers | - | - | - |
| Total Other Uses | - | - | - |
| **TOTAL** | 4,873,002 | 5,329,868 | 456,866 |

25-May-23

**Updated by: Jill Cranney-Black**
**BUDGET - MARATHON**
**2 YEAR COMPARISON FOR FYE 2023 TO FYE 2024**

| | ADOPTED BUDGET FYE 2023 | PROPOSED BUDGET FYE 2024 | DIFFERENCE + OR (-) |
|---|---|---|---|
| **PERSONNEL SERVICES** | | | |
| Headcount | 17 | 17 | - |
| Executive Salary | - | - | - |
| Regular Salaries | 1,245,552 | 1,306,384 | 60,833 |
| Overtime | 47,160 | 50,461 | 3,301 |
| Incentive | 7,680 | 8,640 | 960 |
| Employer Taxes | 99,480 | 104,460 | 4,980 |
| Retirement Contribution | 356,009 | 432,842 | 76,833 |
| Life & Health Insurance | 1,400 | 1,400 | - |
| Unemployment Compensation | - | - | - |
| Total Personnel Services | 1,757,281 | 1,904,187 | 146,906 |
| **OPERATING EXPENSES** | | | |
| Expenses Other Than Salaries | - | - | - |
| Professional Services | 3,700 | 3,700 | - |
| Other Contractual Services | 350 | 350 | - |
| Investigations | - | - | - |
| Travel & Per Diem | 2,000 | 2,000 | - |
| Communications | 8,000 | 8,000 | - |
| Freight & Postage | 200 | 200 | - |
| Utility Services | - | - | - |
| Rentals | - | - | - |
| Insurance | 27,450 | 35,000 | 7,550 |
| Repairs & Maintenance | 69,000 | 75,800 | 6,800 |
| Printing | - | - | - |
| Advertising | - | - | - |
| Office Supplies | 2,300 | 2,300 | - |
| Operating Supplies | 94,110 | 94,110 | - |
| Books/Subscriptions/Memberships | - | - | - |
| Tuition | - | - | - |
| Training | 4,000 | 4,000 | - |
| Total Operating Expenses | 211,110 | 225,460 | 14,350 |
| **CAPITAL OUTLAY** | | | |
| Other Building Improvements | - | - | - |
| Automobiles/Machinery/Equip. | 133,308 | 133,308 | - |
| Total Capital Outlay | 133,308 | 133,308 | - |
| **OTHER USES** | | | |
| Aids to Government Agencies | - | - | - |
| Aids to Private Organizations | - | - | - |
| Intragovernmental Transfers | - | - | - |
| Total Other Uses | - | - | - |
| **TOTAL SHERIFF'S BUDGET** | 2,101,699 | 2,262,955 | 161,256 |
| **COUNTY COSTS:*** | | | |
| - Health Insurances | 220,447 | 229,248 | 8,801 |
| - Worker's Compensation | 39,076 | 37,688 | (1,388) |
| - County Allocation | - | - | - |
| Total County Expenses | 259,523 | 266,936 | 7,413 |
| ***Estimates** | | | |
| **TOTAL BUDGET** | 2,361,221 | 2,529,891 | 168,670 |

25-May-23

**Updated by: Jill Cranney-Black**
**BUDGET - ISLAMORADA**
**2 YEAR COMPARISON FOR FYE 2023 TO FYE 2024**

| | ADOPTED BUDGET FYE 2023 | PROPOSED BUDGET FYE 2024 | DIFFERENCE + OR (-) |
|---|---|---|---|
| **PERSONNEL SERVICES** | | | |
| Headcount | 18.0 | 18.0 | - |
| Executive Salary | - | - | - |
| Regular Salaries | 1,459,931 | 1,575,371 | 115,440 |
| Overtime | 73,354 | 78,489 | 5,135 |
| Incentive | 13,439 | 12,600 | (840) |
| Employer Taxes | 118,324 | 127,484 | 9,160 |
| Retirement Contribution | 410,525 | 520,899 | 110,375 |
| Life & Health Insurance | 2,000 | 2,000 | - |
| Unemployment Compensation | - | - | - |
| Total Personnel Services | 2,077,573 | 2,316,842 | 239,270 |
| **OPERATING EXPENSES** | | | |
| Expenses Other Than Salaries | - | - | - |
| Professional Services | 4,750 | 4,750 | - |
| Other Contractual Services | - | - | - |
| Investigations | - | - | - |
| Travel & Per Diem | 1,500 | 1,500 | - |
| Communications | 9,500 | 9,500 | - |
| Freight & Postage | 100 | 100 | - |
| Utility Services | - | - | - |
| Rentals | - | - | - |
| Insurance | 34,600 | 43,000 | 8,400 |
| Repairs & Maintenance | 71,391 | 79,391 | 8,000 |
| Printing | - | - | - |
| Advertising | - | - | - |
| Office Supplies | 2,050 | 2,050 | - |
| Operating Supplies | 12,185 | 12,185 | - |
| Books/Subscriptions/Memberships | 1,000 | 1,000 | - |
| Tuition | - | - | - |
| Training | 2,000 | 2,000 | - |
| Total Operating Expenses | 139,076 | 155,476 | 16,400 |
| **CAPITAL OUTLAY** | | | |
| Other Building Improvements | - | - | - |
| Automobiles/Machinery/Equip. | 144,169 | 144,169 | - |
| Total Capital Outlay | 144,169 | 144,169 | - |
| **OTHER USES** | | | |
| Aids to Government Agencies | - | - | - |
| Aids to Private Organizations | - | - | - |
| Intragovernmental Transfers | - | - | - |
| Total Other Uses | - | - | - |
| **TOTAL SHERIFF'S BUDGET** | 2,360,818 | 2,616,487 | 255,670 |
| **COUNTY COSTS:*** | | | |
| - Health Insurances | 248,003 | 257,904 | 9,901 |
| - Worker's Compensation | 46,593 | 42,708 | (3,885) |
| - County Allocation | - | - | - |
| Total County Expenses | 294,596 | 300,612 | 6,016 |
| ***Estimates** | | | |
| **TOTAL BUDGET** | 2,655,413 | 2,917,099 | 261,686 |

**Updated by: Jill Cranney-Black**
**BUDGET- REGIONAL - PUBLIC SAFETY**
**2 YEAR COMPARISON FOR FYE 2023 TO FYE 2024**

| | | Total | Less: Unincorporated | Less: Marathon | Less: Islamorada | Regional |
|---|---|---|---|---|---|---|
| **PERSONNEL SERVICES** | | | | | | |
| Headcount | | | | | | |
| FYE 2024 | | 476.0 | 40.0 | 17.0 | 18.0 | 401.0 |
| FYE 2023 | | 476.0 | 40.0 | 17.0 | 18.0 | 401.0 |
| | Increase (Decrease) | - | - | - | - | - |
| Total Personal Services | | | | | | |
| FYE 2024 | | 53,557,316 | 4,466,821 | 1,904,187 | 2,316,842 | 44,869,466 |
| FYE 2023 | | 44,676,727 | 4,052,455 | 1,757,281 | 2,077,573 | 41,304,375 |
| | Increase (Decrease) | 8,880,589 | 414,366 | 146,906 | 239,270 | 3,565,091 |
| Total Operating Expenses | | | | | | |
| FYE 2024 | | 12,543,851 | 514,359 | 225,460 | 155,476 | 11,648,556 |
| FYE 2023 | | 10,526,001 | 471,859 | 211,110 | 139,076 | 11,018,956 |
| | Increase (Decrease) | 2,017,850 | 42,500 | 14,350 | 16,400 | 629,600 |
| Total Capital Outlay | | | | | | |
| FYE 2024 | | 1,284,971 | 348,688 | 133,308 | 144,169 | 658,806 |
| FYE 2023 | | 1,074,971 | 348,688 | 133,308 | 144,169 | 658,806 |
| | Increase (Decrease) | 210,000 | - | - | - | - |
| Total Other Uses | | | | | | |
| FYE 2024 | | 140,000 | - | - | - | 140,000 |
| FYE 2023 | | 140,000 | - | - | - | 140,000 |
| | Increase (Decrease) | - | - | - | - | - |
| **TOTAL** | | | | | | |
| FYE 2024 | | 67,526,138 | 5,329,868 | 2,262,955 | 2,616,487 | 57,316,828 |
| FYE 2023 | | 62,457,655 | 4,873,002 | 2,101,699 | 2,360,818 | 53,122,137 |
| | Increase (Decrease) | 5,068,483 | 456,866 | 161,256 | 255,670 | 4,194,691 |

25-May-23

**Updated by: Jill Cranney-Black**
**BUDGET - PUBLIC SAFETY**
**FIVE YEAR EXPENDITURE COMPARISON**
**FY 2020 - FY 2024**

| | Adopted FY 2020 | Adopted FY 2021 | Adpoted FY 2022 | Adopted FY 2023 | BUDGET FY 2024 |
|---|---|---|---|---|---|
| **PERSONNEL SERVICES** | | | | | |
| Executive Salary | 128,165 | 127,733 | 133,672 | 158,918 | 173,679 |
| Regular Salaries | 30,513,371 | 30,227,237 | 32,330,729 | 35,193,466 | 37,382,498 |
| Overtime | 600,026 | 1,501,244 | 1,576,306 | 1,686,671 | 1,804,737 |
| Incentive | 229,634 | 232,573 | 237,013 | 239,293 | 237,853 |
| Employer Taxes | 2,410,726 | 2,457,972 | 2,625,425 | 2,854,973 | 3,032,485 |
| Retirement Contribution | 6,723,858 | 6,822,923 | 7,685,965 | 8,970,746 | 10,838,448 |
| Life & Health Insurance | 46,050.00 | 46,050.00 | 46,050 | 46,050 | 46,050 |
| Unemployment Compensation | 41,566 | 41,566 | 41,566 | 41,566 | 41,566 |
| Total Personnel Services | 40,693,396 | 41,457,298 | 44,676,727 | 49,191,683 | 53,557,316 |
| **OPERATING EXPENSES** | | | | | |
| Expenses Other Than Salaries | - | - | - | - | - |
| Professional Services | 3,556,279 | 3,726,279 | 3,726,279 | 4,476,279 | 4,626,279 |
| Other Contractual Services | 202,350 | 202,350 | 202,350 | 302,350 | 402,350 |
| Investigations | 30,000 | 30,000 | 30,000 | 30,000 | 30,000 |
| Travel & Per Diem | 69,172 | 69,172 | 69,172 | 69,172 | 69,172 |
| Communications | 314,500 | 314,500 | 314,500 | 314,500 | 314,500 |
| Freight & Postage | 25,400 | 25,400 | 25,400 | 25,400 | 25,400 |
| Utility Services | 1,510,000 | 1,530,000 | 1,530,000 | 1,530,000 | 1,630,000 |
| Rentals | 71,200 | 125,200 | 125,200 | 125,200 | 125,200 |
| Insurance | 502,050 | 556,050 | 556,050 | 556,050 | 702,000 |
| Repairs & Maintenance | 930,791 | 1,126,891 | 1,126,891 | 1,391,891 | 1,538,791 |
| Printing | 6,400 | 6,400 | 6,400 | 6,400 | 6,400 |
| Advertising | 7,400.00 | 7,400.00 | 7,400 | 7,400 | 7,400 |
| Office Supplies | 138,550 | 138,550 | 138,550 | 138,550 | 138,550 |
| Operating Supplies | 2,450,394 | 2,480,394 | 2,480,394 | 2,680,394 | 2,740,394 |
| Books/Subscriptions/Memberships | 32,000.00 | 32,000.00 | 32,000 | 32,000 | 32,000 |
| Tuition | 50,000.00 | 50,000.00 | 50,000 | 50,000 | 50,000 |
| Training | 105,415 | 105,415 | 105,415 | 105,415 | 105,415 |
| Total Operating Expenses | 10,001,901 | 10,526,001 | 10,526,001 | 11,841,001 | 12,543,851 |
| **CAPITAL OUTLAY** | | | | | |
| Other Building Improvements | 25,000 | 25,000 | 25,000 | 25,000 | 25,000 |
| Automobiles/Machinery/Equipment | 894,371 | 1,049,971 | 1,049,971 | 1,259,971 | 1,259,971 |
| Total Capital Outlay | 919,371 | 1,074,971 | 1,074,971 | 1,284,971 | 1,284,971 |
| **OTHER USES** | | | | | |
| Aids to Government Agencies | - | - | - | - | - |
| Aids to Private Organizations | - | - | - | - | - |
| Intragovernmental Transfers | 100,000 | 140,000 | 140,000 | 140,000 | 140,000 |
| Total Other Uses | 100,000 | 140,000 | 140,000 | 140,000 | 140,000 |
| **TOTAL** | 51,714,668 | 53,198,270 | 56,417,699 | 62,457,655 | 67,526,138 |
| | 3.37% | 2.87% | 6.05% | 10.71% | 8.12% |

# Law Enforcement Budget
# Fiscal Year 2023 - 2024

## COMPONENTS:

*Finance
*Information Systems
*Property & Evidence
*Central Records / Warrants / Detention Records
*Professional Standards
*Media Relations
*Criminal Investigations
*Major Crimes
*Communications
*Training
*Airport Security
*Human Resources
*Risk Management
*Civil
*Internal Affairs
*School Resources
*Road Patrol
*Special Operations
*Juvenile Diversion
*Intelligence
*Victim Advocates



# Bureau of Law Enforcement Organizational Chart

**Major**
**Bureau of Law Enforcement**

- Commander of School Security
  - School Resource Officers (SRO)
- Captain/Commander Reserves

**Captain/Commander District One**
- Administrative
- Patrol
- Criminal Investigations
- Crime Scene

**Captain/Commander District Four/Five**
- Administrative
- Patrol
- Criminal Investigations
- Communications
- Crisis Negotiators
- Special Weapons & Tactics

**Captain/Commander District Six**
- Administrative
- Patrol

**Captain/Commander District Seven**
- Administrative
- Patrol
- Criminal Investigations
- Ocean Reef
- Crime Scene

**Director**
- Special Operations
- Major Crimes
- Traffic Enforcement
- Victim Advocates
- HIDTA

**Lieutenant**
- Homeland Security Intelligence
- Court Security Key West
- Court Security Marathon
- Court Security Plantation Key
- Crime Analysis
- Civil

Updated: May 5, 2022

# Bureau of Administration Organizational Chart



## Bureau of Administration Chief

- Grants Administration/ Risk Management

### Finance — Executive Director
- Bonds
- Payroll
- Supply
- Purchasing
- Fleet
- Inventory
- Accounting
- HIDTA Grant

### Records — Director
- Records: Central & Jail
- Warrants
- Inmate Property
- Expungement
- Main Control Support
- Uniform Crime Reporting

### Information Systems — Director
- Computer Systems

### Emergency — Communications Director
- Radios Maintenance
- 911 Database Coordinator

### Aviation — Director
- Pilots

### Aviation Maintenance — Director
- Aviation Fleet

### Human Resources — Executive Director
- Personnel
- Backgrounds
- Switchboard

### Evidence & Property — Director
- Central Evidence & Property
- Satellite Evidence & Property

Updated: February 26, 2021

25-May-23

**Updated by: Jill Cranney-Black**
**BUDGET - LAW ENFORCEMENT**
**2 YEAR COMPARISON FOR FYE 2023 TO FYE 2024**

| | ADOPTED BUDGET FYE 2023 | PROPOSED BUDGET FYE 2024 | DIFFERENCE + OR (-) |
|---|---|---|---|
| **PERSONNEL SERVICES** | | | |
| Headcount | 280.0 | 280.0 | - |
| Executive Salary | 158,918 | 173,679 | 14,761 |
| Regular Salaries | 21,005,924 | 22,292,139 | 1,286,215 |
| Overtime | 551,699 | 590,318 | 38,618 |
| Incentive | 126,594 | 123,475 | (3,119) |
| Employer Taxes | 1,673,677 | 1,775,918 | 102,240 |
| Retirement Contribution | 4,987,476 | 6,000,704 | 1,013,228 |
| Life & Health Insurance | 39,000 | 39,000 | - |
| Unemployment Compensation | 35,000 | 35,000 | - |
| Total Personnel Services | 28,578,289 | 31,030,232 | 2,451,943 |
| **OPERATING EXPENSES** | | | |
| Expenses Other Than Salaries | - | - | - |
| Professional Services | 54,650 | 54,650 | - |
| Other Contractual Services | 260,350 | 360,350 | 100,000 |
| Investigations | 30,000 | 30,000 | - |
| Travel & Per Diem | 53,000 | 53,000 | - |
| Communications | 292,500 | 292,500 | - |
| Freight & Postage | 20,400 | 20,400 | - |
| Utility Services | 105,000 | 105,000 | - |
| Rentals | 125,200 | 125,200 | - |
| Insurance | 441,050 | 520,000 | 78,950 |
| Repairs & Maintenance | 1,178,791 | 1,303,791 | 125,000 |
| Printing | 6,400 | 6,400 | - |
| Advertising | 7,400 | 7,400 | - |
| Office Supplies | 107,550 | 107,550 | - |
| Operating Supplies | 1,363,493 | 1,363,493 | - |
| Books/Subscriptions/Memberships | 29,000 | 29,000 | - |
| Tuition | 45,000 | 45,000 | - |
| Training | 75,000 | 75,000 | - |
| Total Operating Expenses | 4,194,784 | 4,498,734 | 303,950 |
| **CAPITAL OUTLAY** | | | |
| Other Building Improvements | - | - | - |
| Automobiles/Machinery/Equip. | 1,209,971 | 1,209,971 | - |
| Total Capital Outlay | 1,209,971 | 1,209,971 | - |
| **OTHER USES** | | | |
| Aids to Government Agencies | - | - | - |
| Aids to Private Organizations | - | - | - |
| Intragovernmental Transfers | 140,000 | 140,000 | - |
| Total Other Uses | 140,000 | 140,000 | - |
| **TOTAL** | 34,123,044 | 36,878,937 | 2,755,893 |
| | | | 8.08% |

25-May-23

**Updated by: Jill Cranney-Black**
**BUDGET - LAW ENFORCEMENT**
**5 YEAR COMPARISON**
**FY 2020 - FY 2024**

| | Adopted FY 2020 | Adopted FY 2021 | Adopted FY 2022 | Adopted FY 2023 | Proposed FY 2024 |
|---|---|---|---|---|---|
| **PERSONNEL SERVICES** | | | | | |
| Executive Salary | 128,165 | 127,733 | 133,672 | 158,918 | 173,679 |
| Regular Salaries | 18,210,812 | 17,993,749 | 19,261,977 | 21,005,924 | 22,292,139 |
| Overtime | 491,034 | 491,034 | 515,586 | 551,699 | 590,318 |
| Incentive | 119,754 | 120,354 | 123,834 | 126,594 | 123,475 |
| Employer Tax | 1,452,335 | 1,435,742 | 1,535,360 | 1,673,677 | 1,775,918 |
| Retirement Contribution | 3,795,337 | 3,769,849 | 4,244,984 | 4,987,476 | 6,000,704 |
| Life & Health Insurance | 39,000 | 39,000 | 39,000 | 39,000 | 39,000 |
| Unemployment Compensation | 35,000 | 35,000 | 35,000 | 35,000 | 35,000 |
| Total Personnel Services | 24,271,437 | 24,012,462 | 25,889,413 | 28,578,289 | 31,030,232 |
| **OPERATING EXPENSES** | | | | | |
| Expenses Other Than Salaries | - | - | - | - | - |
| Professional Services | 54,650 | 54,650 | 54,650 | 54,650 | 54,650 |
| Other Contractual Services | 160,350 | 160,350 | 160,350 | 260,350 | 360,350 |
| Investigations | 30,000 | 30,000 | 30,000 | 30,000 | 30,000 |
| Travel and Per Diem | 53,000 | 53,000 | 53,000 | 53,000 | 53,000 |
| Communications | 292,500 | 292,500 | 292,500 | 292,500 | 292,500 |
| Freight & Postage | 20,400 | 20,400 | 20,400 | 20,400 | 20,400 |
| Utility Services | 85,000 | 105,000 | 105,000 | 105,000 | 105,000 |
| Rentals | 71,200 | 125,200 | 125,200 | 125,200 | 125,200 |
| Insurance | 387,050 | 441,050 | 441,050 | 441,050 | 520,000 |
| Repairs & Maintenance | 820,791 | 1,013,791 | 1,013,791 | 1,178,791 | 1,303,791 |
| Printing | 6,400 | 6,400 | 6,400 | 6,400 | 6,400 |
| Advertising | 7,400 | 7,400 | 7,400 | 7,400 | 7,400 |
| Office Supplies | 107,550 | 107,550 | 107,550 | 107,550 | 107,550 |
| Operating Supplies | 1,233,493 | 1,263,493 | 1,263,493 | 1,363,493 | 1,363,493 |
| Books/Subscriptions/Memberships | 29,000 | 29,000 | 29,000 | 29,000 | 29,000 |
| Tuition | 45,000 | 45,000 | 45,000 | 45,000 | 45,000 |
| Training | 75,000 | 75,000 | 75,000 | 75,000 | 75,000 |
| Total Operating Expenses | 3,478,784 | 3,829,784 | 3,829,784 | 4,194,784 | 4,498,734 |
| **CAPITAL OUTLAY** | | | | | |
| Other Building Improvements | - | - | - | - | - |
| Automobiles/Machinery/Equipment | 844,371 | 999,971 | 999,971 | 1,209,971 | 1,209,971 |
| Total Capital Outlay | 844,371 | 999,971 | 999,971 | 1,209,971 | 1,209,971 |
| **OTHER USES** | | | | | |
| Aids to Government Agencies | - | - | - | - | - |
| Aids to Private Organizations | - | - | - | - | - |
| Intragovernmental Transfers | 100,000 | 140,000 | 140,000 | 140,000 | 140,000 |
| Total Other Uses | 100,000 | 140,000 | 140,000 | 140,000 | 140,000 |
| **TOTAL** | 28,694,592 | 28,982,217 | 30,859,168 | 34,123,044 | 36,878,937 |
| % Increase/(Decrease) | 3.8% | 3.9% | 6.5% | 10.6% | 8.1% |

25-May-23

**Updated by: Jill Cranney-Black**

**BUDGET -- LAW ENFORCEMENT**

**BUDGETED POSITIONS BY SECTION**

**FYE 2024**

| | Section Number | Total Personnel | Sworn Personnel | Nonsworn Personnel |
|---|---|---|---|---|
| Office of the Sheriff | 1000 | 1.9 | 1.0 | 0.9 |
| Landscape Specialist | 1004 | 0.5 | - | 0.5 |
| Basic Law Enforcement Academy | 1050 | 3.0 | - | 3.0 |
| Bureau of Law Enforcement | 1300 | 1.0 | 1.0 | - |
| Inspector General's Office | 1100 | 4.0 | 3.0 | 1.0 |
| Accreditation | 1140 | 3.0 | 2.0 | 1.0 |
| Community Relation's Office | | | | - |
| Public Information | 1210 | 1.0 | 1.0 | - |
| School Resource Officers | 1240 | 2.0 | 3.0 | (1.0) |
| Finance Office | | | | - |
| Administration | 1400 | 7.0 | - | 7.0 |
| Fleet/Inventory/Supply | 1410 | 4.0 | - | 4.0 |
| Legal Review Office | | | | - |
| Administration | 1500 | 1.3 | - | 1.3 |
| Civil | 1510 | 6.0 | 3.0 | 3.0 |
| Sector 1 | | | | |
| Administration | 1310 | 4.0 | 2.0 | 2.0 |
| Chief - Law Enforcement Operations | 1355 | 2.0 | 1.0 | 1.0 |
| Regional Service/ Road Patrol | 1311 | 10.0 | 8.0 | 2.0 |
| Marine Officer | 1313 | 1.0 | 1.0 | - |
| CIU | 1319 | 5.0 | 6.0 | (1.0) |
| Unincorporated Road Patrol | 4100 | 18.0 | 18.0 | - |
| Sector 4 | | | | |
| Administration | 1320 | 2.0 | 2.0 | - |
| Regional Service/ Road Patrol | 1321 | 8.0 | 8.0 | - |
| Communications | 1322 | 22.0 | 1.0 | 21.0 |
| Records | 1325 | 2.0 | - | 2.0 |
| CIU | 1329 | 5.0 | 4.0 | 1.0 |
| Marathon | 4401 | 16.0 | 16.0 | - |
| School Crossing Guard | 4402 | 1.0 | - | 1.0 |
| Sector 5 | | | | |
| Unincorporated Road Patrol | 4500 | 3.0 | 3.0 | - |
| Sector 6 | | | | - |
| Islamorada | 4601 | 18.0 | 18.0 | - |
| Regional Service/ Road Patrol | 1328 | 2.0 | 2.0 | - |
| Sector 7 | | | | - |
| Administration | 1330 | 2.0 | 2.0 | - |
| Regional Service/ Road Patrol | 1331 | 10.0 | 8.0 | 2.0 |
| Records | 1335 | 2.0 | - | 2.0 |
| CIU | 1339 | 8.0 | 8.0 | - |
| Unincorporated Road Patrol | 4700 | 17.0 | 17.0 | - |
| School Crossing Guard | 4702 | 2.0 | - | 2.0 |
| Division IV | | | | |
| Administration | 1340 | 1.0 | - | 1.0 |
| Traffic | 1341 | 9.0 | 9.0 | - |
| Special Operations | 1342 | 17.0 | 15.0 | 2.0 |
| Homeland Security | 1346 | 1.0 | 1.0 | - |
| Aviation | 1352 | 3.0 | 1.0 | 2.0 |
| Administration | 1350 | 1.9 | - | 1.9 |
| Human Resources | 1351 | 7.5 | - | 6.5 |
| Property | 1353 | 4.0 | - | 4.0 |
| Information Management | 1354 | 7.0 | - | 7.0 |
| Training | 1356 | 4.0 | 3.0 | 1.0 |
| Jail Records | 1357 | 18.0 | - | 18.0 |
| Central Records | 1358 | 6.0 | - | 6.0 |
| Warrants | 1359 | 6.0 | - | 6.0 |
| Total | | 280.0 | 168.0 | 111.0 |

25-May-23

**Updated by: Jill Cranney-Black**

**BUDGET -- LAW ENFORCEMENT**

**BUDGETED POSITIONS BY SECTION**

**FYE 2024**

| | | | | | |
|---|---|---|---|---|---|
| Total Approved Budgeted Positions October 1, 2023 | | | | | 280.0 |
| Requested Budgeted Positions October 1, 2024 | | | | | 280.0 |
| Personnel by Position: | | | | | |
| Sheriff | | 1.0 | | | |
| Undersheriff | | 1.0 | | | |
| Chief | | 1.0 | | | |
| Major | | 1.0 | | | |
| Captains | | 5.0 | | | |
| Lieutenants | | 8.0 | | | |
| Directors | | 10.0 | | | |
| Legal | | 1.0 | | | |
| Sergeants | | 25.0 | | | |
| Inspectors | | 3.0 | | | |
| Law Enforcement Cadettes | | 3.0 | | | |
| Deputies\Detectives | | 127.0 | | | |
| Support Staff | | 94.0 | | | |
| | | 280.0 | | | |
| | **POSITIONS FUNDED BY OTHER SOURCES:** | | | | |
| 1348 | *- Victim Advocates*** | | 4.0 | - | 4.0 |
| 1324 | *- Airport Security (Key West)* | | 26.0 | 9.0 | 17.0 |
| 1415 | *- HIDTA Admin *** | | 5.5 | - | 5.5 |
| 1395 | *- Impact Support* | | 1.0 | - | 1.0 |
| 1260 | *- Teen Court*** | | 1.0 | - | 1.0 |
| 1250 | *- IDDS Program*** | | 2.0 | - | 2.0 |
| 1401 | *- 911 Database Coordinator* | | 1.5 | - | 1.5 |
| 1241 | *- School Resource Officers*** | | 11.0 | 11.0 | - |
| | | | 52.0 | 20.0 | 32.0 |

**Health Ins/Wcomp is charged to County's fine and forfeiture fund and not the Special Revenue Funds

# Corrections Budget
# Fiscal Year 2023- 2024

## COMPONENTS:

*Key West Detention Facility
*Marathon Detention Facility
*Plantation Key Detention Facility
*Administration
*Security
*Intake & Release
*Accreditation
*Classification
*Inmate Programs
*Transportation
*Inmate Property
*Commissary







# Bureau of Corrections Organizational Chart



**Major**
**Bureau of Corrections**

- Executive Assistant

**Captain – Operations**
**Field Force Commander**

- Lieutenant Key West Day Watch
- Lieutenant Key West Night Watch
- Lieutenant Marathon Facility
- Lieutenant Plantation Key Facility
- Administrative Assistant
- Accreditation
- Medical Services
- Main Control

**Lieutenant– Support Services**
**PREA Coordinator**

- Maintenance
- Food Service
- Transportation
- Classification
- Inmate Services
- Security Inspections

**Programs Director**

- Staff Assistant
- Laundry
- Inmate Mail
- Inmate Visitation
- Commissary
- Medical Deputy
- Identification
- Work Release
- Inmate Education
- Programs Liaison – Satellite Jail Facilities

Updated: April 29, 2022

25-May-23

**Updated by: Jill Cranney-Black**
**BUDGET - CORRECTIONS**
**2 YEAR COMPARISON FOR FYE 2023 TO FYE 2024**

| | ADOPTED BUDGET FYE 2023 | PROPOSED BUDGET FYE 2024 | DIFFERENCE + OR (-) |
|---|---|---|---|
| **PERSONNEL SERVICES** | | | |
| Headcount | 175.0 | 175.0 | - |
| Executive Salary | - | - | - |
| Regular Salaries | 12,590,938 | 13,390,144 | 799,207 |
| Overtime | 1,123,500 | 1,202,145 | 78,645 |
| Incentive | 104,539 | 105,739 | 1,200 |
| Employer Taxes | 1,057,654 | 1,124,901 | 67,247 |
| Retirement Contribution | 3,535,397 | 4,285,411 | 750,013 |
| Life & Health Insurance | 5,750 | 5,750 | - |
| Unemployment Compensation | 6,566 | 6,566 | - |
| Total Personnel Services | 18,424,344 | 20,120,656 | 1,696,312 |
| **OPERATING EXPENSES** | | | |
| Expenses Other Than Salaries | - | - | - |
| Professional Services | 4,416,529 | 4,566,529 | 150,000 |
| Other Contractual Services | 42,000 | 42,000 | - |
| Investigations | - | - | - |
| Travel & Per Diem | 15,172 | 15,172 | - |
| Communications | 22,000 | 22,000 | - |
| Freight & Postage | 5,000 | 5,000 | - |
| Utility Services | 1,425,000 | 1,525,000 | 100,000 |
| Rentals | - | - | - |
| Insurance | 100,000 | 160,000 | 60,000 |
| Repairs & Maintenance | 213,100 | 220,000 | 6,900 |
| Printing | - | - | - |
| Advertising | - | - | - |
| Office Supplies | 30,000 | 30,000 | - |
| Operating Supplies | 1,309,901 | 1,369,901 | 60,000 |
| Books/Subscriptions/Memberships | 3,000 | 3,000 | - |
| Tuition | 5,000 | 5,000 | - |
| Training | 30,000 | 30,000 | - |
| Total Operating Expenses | 7,616,702 | 7,993,602 | 376,900 |
| **CAPITAL OUTLAY** | | | |
| Other Building Improvements | 25,000 | 25,000 | - |
| Automobiles/Machinery/Equip. | 50,000 | 50,000 | - |
| Total Capital Outlay | 75,000 | 75,000 | - |
| **OTHER USES** | | | |
| Aids to Government Agencies | - | - | - |
| Aids to Private Organizations | - | - | - |
| Intragovernmental Transfers | - | - | - |
| Total Other Uses | - | - | - |
| **TOTAL** | 26,116,046 | 28,189,258 | 2,073,212 |
| | | | 7.94% |

25-May-23

**Updated by: Jill Cranney-Black**
**BUDGET - CORRECTIONS**
**FIVE YEAR EXPENDITURE COMPARISON**
**FY 2020 - FY 2024**

| | Adopted FY 2020 | Adopted FY 2021 | Adopted FY 2022 | Adopted FY 2023 | Proposed FY 2024 |
|---|---|---|---|---|---|
| **PERSONNEL SERVICES** | | | | | |
| Executive Salary | - | - | - | - | - |
| Regular Salaries | 10,915,714 | 11,629,227 | 11,629,227 | 12,590,938 | 13,390,144 |
| Overtime | 98,782 | 1,050,000 | 1,050,000 | 1,123,500 | 1,202,145 |
| Incentive | 99,379 | 104,060 | 104,060 | 104,539 | 105,739 |
| Employer Taxes | 850,714 | 978,424 | 978,424 | 1,057,654 | 1,124,901 |
| Retirement Contribution | 2,571,446 | 3,064,826 | 3,064,826 | 3,535,397 | 4,285,411 |
| Life & Health Insurance | 5,750.00 | 5,750 | 5,750 | 5,750 | 5,750 |
| Unemployment Compensation | 6,566 | 6,566 | 6,566 | 6,566 | 6,566 |
| Total Personnel Services | 14,548,352 | 15,625,577 | 16,838,852 | 18,424,344 | 20,120,656 |
| **OPERATING EXPENSES** | | | | | |
| Expenses Other Than Salaries | - | - | - | - | - |
| Professional Services | 3,496,529 | 3,666,529 | 3,666,529 | 4,416,529 | 4,566,529 |
| Other Contractual Services | 42,000 | 42,000 | 42,000 | 42,000 | 42,000 |
| Investigations | - | - | - | - | - |
| Travel and Per Diem | 15,172 | 15,172 | 15,172 | 15,172 | 15,172 |
| Communications | 22,000 | 22,000 | 22,000 | 22,000 | 22,000 |
| Freight & Postage | 5,000 | 5,000 | 5,000 | 5,000 | 5,000 |
| Utility Services | 1,425,000 | 1,425,000 | 1,425,000 | 1,425,000 | 1,525,000 |
| Rentals | - | - | - | - | - |
| Insurance | 100,000 | 100,000 | 100,000 | 100,000 | 160,000 |
| Repairs & Maintenance | 110,000 | 113,100 | 113,100 | 213,100 | 220,000 |
| Printing | - | - | - | - | - |
| Advertising | - | - | - | - | - |
| Office Supplies | 30,000 | 30,000 | 30,000 | 30,000 | 30,000 |
| Operating Supplies | 1,209,901 | 1,209,901 | 1,209,901 | 1,309,901 | 1,369,901 |
| Books/Subscriptions/Memberships | 3,000 | 3,000 | 3,000 | 3,000 | 3,000 |
| Tuition | 5,000 | 5,000 | 5,000 | 5,000 | 5,000 |
| Training | 30,000 | 30,000 | 30,000 | 30,000 | 30,000 |
| Total Operating Expenses | 6,493,602 | 6,666,702 | 6,666,702 | 7,616,702 | 7,993,602 |
| **CAPITAL OUTLAY** | | | | | |
| Other Building Improvements | 25,000 | 25,000 | 25,000 | 25,000 | 25,000 |
| Automobiles/Machinery/Equipment | 50,000 | 50,000 | 50,000 | 50,000 | 50,000 |
| Total Capital Outlay | 75,000 | 75,000 | 75,000 | 75,000 | 75,000 |
| **OTHER USES** | | | | | |
| Aids to Government Agencies | - | - | - | - | - |
| Aids to Private Organizations | - | - | - | - | - |
| Intragovernmental Transfers | - | - | - | - | - |
| Total Other Uses | - | - | - | - | - |
| **TOTAL** | 21,116,954 | 22,367,279 | 23,580,554 | 26,116,046 | 28,189,258 |
| % Increase/(Decrease) | 2.56% | 5.92% | 5.42% | 10.75% | 7.94% |

5/25/2023

**Updated by: Jill Cranney-Black**
**BUDGET -- CORRECTIONS**
**BUDGETED POSITIONS BY SECTION**
**FYE 2024**

| | Section Number | Total Personnel | Sworn Personnel | Nonsworn Personnel |
|---|---|---|---|---|
| Administration | 3000 | 2.0 | 1.0 | 1.0 |
| Corrections Academy | 3170 | 12.0 | - | 12.0 |
| Division I | | | | |
| Programs | 3110 | 6.0 | 4.0 | 2.0 |
| Security Administration | 3120 | 1.0 | 1.0 | - |
| A | 3121 | 26.0 | 26.0 | - |
| B | 3122 | 23.0 | 23.0 | - |
| C | 3123 | 26.0 | 26.0 | - |
| D | 3124 | 24.0 | 24.0 | - |
| Transportation | 3130 | 8.0 | 7.0 | 1.0 |
| Sector 4 | | | | |
| Security | 3220 | 17.0 | 17.0 | - |
| Sector 7 | | | | |
| Security | 3320 | 17.0 | 17.0 | - |
| Technical Services | | | | |
| Classification | 3430 | 3.0 | 1.0 | 2.0 |
| Support Services | | | | |
| Administration | 3510 | 6.0 | 2.0 | 4.0 |
| Maintenance | 3520 | 4.0 | - | 4.0 |
| Total Public Safety Personnel | | 175.0 | 149.0 | 26.0 |
| Total Approved Budgeted Positions October 1, 2023 | | | | 175.0 |
| Requested Budgeted Positions October 1, 2024 | | | | 175.0 |

Sworn Personnel by Position:

| | |
|---|---|
| Major | 1.0 |
| Captain | 2.0 |
| Lieutenants | 4.0 |
| Director | 1.0 |
| Sergeants | 18.0 |
| Detention Cadettes | 12.0 |
| Detention Deputies | 123.0 |
| Support Staff | 14.0 |
| | 175.0 |

**POSITIONS FUNDED BY OTHER SOURCES:**
- *Commissary Personnel*** 5

**Health Ins/Wcomp is charged to County's fine and forfeiture fund and not the Special Revenue Funds

# Court Services Budget
# Fiscal Year 2023- 2024

- **COMPONENTS:**

- *Administration
- *Courtroom Security
- *Video First Appearance
- *Holding
- *Visitor Screening



# Court Security
# Organizational Chart

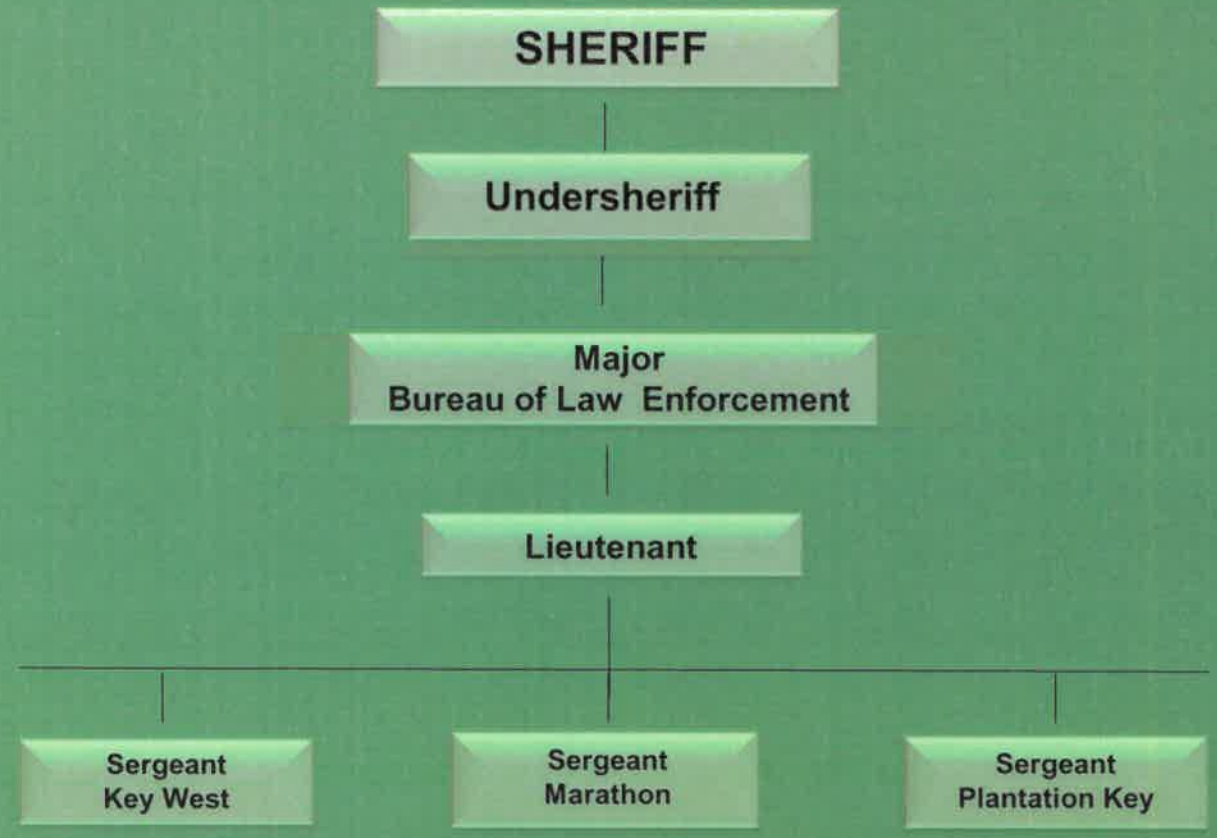


Updated: March 19, 2020

25-May-23

**Updated by: Jill Cranney-Black**
**BUDGET - COURT SECURITY**
**2 YEAR COMPARISON FOR FYE 2023 TO FYE 2024**

| | ADOPTED BUDGET FYE 2023 | PROPOSED BUDGET FYE 2024 | DIFFERENCE + OR (-) |
|---|---|---|---|
| **PERSONNEL SERVICES** | | | |
| Headcount | 21.0 | 21.0 | - |
| Executive Salary | - | - | - |
| Regular Salaries | 1,596,604 | 1,700,215 | 103,611 |
| Overtime | 11,471 | 12,274 | 803 |
| Incentive | 8,160 | 8,640 | 480 |
| Employer Taxes | 123,642 | 131,666 | 8,024 |
| Retirement Contribution | 447,873 | 552,333 | 104,461 |
| Life & Health Insurance | 1,300 | 1,300 | - |
| Unemployment Compensation | - | - | - |
| Total Personnel Services | 2,189,050 | 2,406,428 | 217,378 |
| **OPERATING EXPENSES** | | | |
| Expenses Other Than Salaries | - | - | - |
| Professional Services | 5,100 | 5,100 | - |
| Other Contractual Services | - | - | - |
| Investigations | - | - | - |
| Travel & Per Diem | 1,000 | 1,000 | - |
| Communications | - | - | - |
| Freight & Postage | - | - | - |
| Utility Services | - | - | - |
| Rentals | - | - | - |
| Insurance | 15,000 | 22,000 | 7,000 |
| Repairs & Maintenance | - | 15,000 | 15,000 |
| Printing | - | - | - |
| Advertising | - | - | - |
| Office Supplies | 1,000 | 1,000 | - |
| Operating Supplies | 7,000 | 7,000 | - |
| Books/Subscriptions/Memberships | - | - | - |
| Tuition | - | - | - |
| Training | 415 | 415 | - |
| Total Operating Expenses | 29,515 | 51,515 | 22,000 |
| **CAPITAL OUTLAY** | | | |
| Other Building Improvements | - | - | - |
| Automobiles/Machinery/Equip. | - | - | - |
| Total Capital Outlay | - | - | - |
| **OTHER USES** | | | |
| Aids to Government Agencies | - | - | - |
| Aids to Private Organizations | - | - | - |
| Intragovernmental Transfers | - | - | - |
| Total Other Uses | - | - | - |
| **TOTAL** | 2,218,565 | 2,457,943 | 239,378 |
| | | | 10.79% |

25-May-23

**Updated by: Jill Cranney-Black**
**BUDGET - COURT SECURITY**
**FIVE YEAR EXPENDITURE COMPARISON**
**FY 2020 - FY 2024**

| | Adopted FY 2020 | Adopted FY 2021 | Adpoted FY 2022 | Adopted FY 2023 | Proposed FY 2024 |
|---|---|---|---|---|---|
| **PERSONNEL SERVICES** | | | | | |
| Executive Salary | - | - | - | - | - |
| Regular Salaries | 1,386,845 | 1,358,010 | 1,439,525 | 1,596,604 | 1,700,215 |
| Overtime | 10,210 | 10,210 | 10,721 | 11,471 | 12,274 |
| Incentive | 10,500 | 9,120 | 9,120 | 8,160 | 8,640 |
| Employer Taxes | 107,678 | 105,366 | 111,641 | 123,642 | 131,666 |
| Retirement Contribution | 357,075 | 335,254 | 376,155 | 447,873 | 552,333 |
| Life & Health Insurance | 1,300 | 1,300 | 1,300 | 1,300 | 1,300 |
| Unemployment Compensation | - | - | - | - | - |
| Total Personnel Services | 1,873,607 | 1,819,259 | 1,948,462 | 2,189,050 | 2,406,428 |
| **OPERATING EXPENSES** | | | | | |
| Expenses Other Than Salaries | - | - | - | - | - |
| Professional Services | 5,100 | 5,100 | 5,100 | 5,100 | 5,100 |
| Other Contractual Services | - | - | - | - | - |
| Investigations | - | - | - | - | - |
| Travel & Per Diem | 1,000 | 1,000 | 1,000 | 1,000 | 1,000 |
| Communications | - | - | - | - | - |
| Freight & Postage | - | - | - | - | - |
| Utility Services | - | - | - | - | - |
| Rentals | - | - | - | - | - |
| Insurance | 15,000 | 15,000 | 15,000 | 15,000 | 22,000 |
| Repairs & Maintenance | - | - | - | - | 15,000 |
| Printing | - | - | - | - | - |
| Advertising | - | - | - | - | - |
| Office Supplies | 1,000 | 1,000 | 1,000 | 1,000 | 1,000 |
| Operating Supplies | 7,000 | 7,000 | 7,000 | 7,000 | 7,000 |
| Books/Subscriptions/Memberships | - | - | - | - | - |
| Tuition | - | - | - | - | - |
| Training | 415 | 415 | 415 | 415 | 415 |
| Total Operating Expenses | 29,515 | 29,515 | 29,515 | 29,515 | 51,515 |
| **CAPITAL OUTLAY** | | | | | |
| Other Building Improvements | - | - | - | - | - |
| Automobiles/Machinery/Equipment | - | - | - | - | - |
| Total Capital Outlay | - | - | - | - | - |
| **OTHER USES** | | | | | |
| Aids to Government Agencies | - | - | - | - | - |
| Aids to Private Organizations | - | - | - | - | - |
| Intragovernmental Transfers | - | - | - | - | - |
| Total Other Uses | - | - | - | - | - |
| **TOTAL** | 1,903,122 | 1,848,774 | 1,977,977 | 2,218,565 | 2,457,943 |
| % Increase/(Decrease) | 5.0% | -2.9% | 7.0% | 12.2% | 10.8% |

25-May-23

**Updated by: Jill Cranney-Black**
**BUDGET -- COURT SECURITY**
**BUDGETED POSITIONS BY SECTION**
**FYE 2024**

| | Section Number | Total Personnel | Sworn Personnel | Nonsworn Personnel |
|---|---|---|---|---|
| Sector 1 | 2010 | 11.0 | 11.0 | - |
| Sector 4 | 2020 | 3.0 | 3.0 | - |
| Sector 7 | 2030 | 7.0 | 7.0 | - |
| Total Public Safety Personnel | | 21.0 | 21.0 | - |

| | |
|---|---|
| Total Approved Budgeted Positions October 1, 2023 | 21.0 |
| Requested Budgeted Positions October 1, 2024 | 21.0 |

Sworn Personnel by Position:

| | |
|---|---|
| Court Deputies | 18.0 |
| Court Sergeants | 3.0 |
| | 21.0 |

# Trauma Star Budget
# Fiscal Year 2023- 2024





# TRAUMA STAR
# Organizational Chart

**SHERIFF**

**Undersheriff**

**Chief**
**Bureau of Administration**

**Trauma Star**

Updated: February 26, 2021

25-May-23

**Updated by: Jill Cranney-Black**
**BUDGET - TRAUMA STAR**
**2 YEAR COMPARISON FOR FYE 2023 TO FYE 2024**

| | ADOPTED BUDGET FYE 2023 | PROPOSED BUDGET FYE 2024 | DIFFERENCE + OR (-) |
|---|---|---|---|
| **PERSONNEL SERVICES** | | | |
| Headcount | 14.0 | 14.0 | - |
| Executive Salary | - | - | - |
| Regular Salaries | 1,215,513 | 1,461,280 | 245,767 |
| Overtime | 334,480 | 382,947 | 48,467 |
| Incentive | - | - | - |
| Employer Taxes | 130,507 | 141,083 | 10,576 |
| Retirement Contribution | 400,586 | 243,561 | (157,025) |
| Life & Health Insurance | 1,202 | 1,202 | - |
| Unemployment Compensation | - | - | - |
| Total Personnel Services | 2,082,289 | 2,230,073 | 147,784 |
| **OPERATING EXPENSES** | | | |
| Expenses Other Than Salaries | - | - | - |
| Professional Services | 1,440 | 1,440 | - |
| Other Contractual Services | 1,469 | 1,469 | - |
| Investigations | - | - | - |
| Travel & Per Diem | 12,176 | 12,176 | - |
| Communications | 1,910 | 1,910 | - |
| Freight & Postage | 9,416 | 9,416 | - |
| Utility Services | - | - | - |
| Rentals | 1,590 | 1,590 | - |
| Insurance | 92,158 | 92,158 | - |
| Repairs & Maintenance | 2,592,273 | 2,792,273 | 200,000 |
| Printing | - | - | - |
| Advertising | - | - | - |
| Office Supplies | 732 | 732 | - |
| Operating Supplies | 805,450 | 855,450 | 50,000 |
| Books/Subscriptions/Memberships | 15,080 | 15,080 | - |
| Tuition | - | - | - |
| Training | 324,380 | 424,380 | 100,000 |
| Total Operating Expenses | 3,858,074 | 4,208,074 | 350,000 |
| **CAPITAL OUTLAY** | | | |
| Other Building Improvements | - | - | - |
| Automobiles/Machinery/Equip. | 15,000 | 15,000 | - |
| Total Capital Outlay | 15,000 | 15,000 | - |
| **OTHER USES** | | | |
| Aids to Government Agencies | - | - | - |
| Aids to Private Organizations | - | - | - |
| Intragovernmental Transfers | - | - | - |
| Total Other Uses | - | - | - |
| TOTAL | 5,955,363 | 6,453,147 | 497,784 |
| | | | 8.36% |

# Emergency Communications Budget
# Fiscal Year 2023 - 2024

**COMPONENTS:**

*Administration

*Design & Maintenance of Radio Systems:

-800 MHz - Sheriff's Office & Other Agencies
-UHF – Monroe County Fire Rescue
-Amateur Radio – Assists HAM Operators

*Maintenance of 911 System

*Site Management:
-Towers
-Buildings & Structures



*Emergency Operations Center (Support)

- Maintain & Prepare Licenses for the FAA & FCC

* Coordinates Radar Calibration and Repairs

# EMERGENCY COMMUNICATIONS
## Organizational Chart

**SHERIFF**

**Undersheriff**

**Chief**
**Bureau of Administration**

**Emergency**
**Communications**

Updated: February 26, 2021

25-May-23

**Updated by: Jill Cranney-Black**
**BUDGET - EMERGENCY COMMUNICATIONS**
**2 YEAR COMPARISON FOR FYE 2023 TO FYE 2024**

| | ADOPTED BUDGET FYE 2023 | PROPOSED BUDGET FYE 2024 | DIFFERENCE + OR (-) |
|---|---|---|---|
| **PERSONNEL SERVICES** | | | |
| Headcount | 2.5 | 2.5 | - |
| Executive Salary | - | - | - |
| Regular Salaries | 178,263 | 205,788 | 27,526 |
| Overtime | 2,152 | 2,260 | 108 |
| Incentive | - | - | - |
| Employer Taxes | 13,802 | 15,916 | 2,114 |
| Retirement Contribution | 31,854 | 39,087 | 7,232 |
| Life & Health Insurance | 150 | 150 | - |
| Unemployment Compensation | - | - | - |
| Total Personnel Services | 226,220 | 263,200 | 36,980 |
| **OPERATING EXPENSES** | | | |
| Expenses Other Than Salaries | - | - | - |
| Professional Services | 100 | 100 | - |
| Other Contractual Services | - | - | - |
| Investigations | - | - | - |
| Travel & Per Diem | - | - | - |
| Communications | 3,500 | 3,500 | - |
| Freight & Postage | 600 | 600 | - |
| Utility Services | 600 | 600 | - |
| Rentals | 9,200 | 9,200 | - |
| Insurance | 2,500 | 3,500 | 1,000 |
| Repairs & Maintenance | 523,733 | 579,733 | 56,000 |
| Printing | - | - | - |
| Advertising | - | - | - |
| Office Supplies | 1,000 | 1,000 | - |
| Operating Supplies | 9,250 | 9,250 | - |
| Books/Subscriptions/Memberships | - | - | - |
| Tuition | - | - | - |
| Training | 8,545 | 8,545 | - |
| Total Operating Expenses | 559,028 | 616,028 | 57,000 |
| **CAPITAL OUTLAY** | | | |
| Other Building Improvements | - | - | - |
| Automobiles/Machinery/Equip. | 8,000 | 8,000 | - |
| Total Capital Outlay | 8,000 | 8,000 | - |
| **OTHER USES** | | | |
| Aids to Government Agencies | - | - | - |
| Aids to Private Organizations | - | - | - |
| Intragovernmental Transfers | - | - | - |
| Total Other Uses | - | - | - |
| TOTAL | 793,248 | 887,228 | 93,980 |
| | | | 11.85% |


PROFESSIONALISM
RESPECT
COMMITMENT
COURTESY
SHERIFF'S OFFICE
MONROE COUNTY
FLORIDA

# FY24 Proposed Budget

*Property Appraiser*

MONROE COUNTY
PROPERTY APPRAISER
PO BOX 1176
KEY WEST, FLORIDA 33041-1176

Scott P. Russell, CFA
MONROE COUNTY PROPERTY APPRAISER
WWW.MCPAFL.ORG

June 1, 2023

Ms. Tina Boan
Senior Director, Budget & Finance
1100 Simonton St
Suite 2-213
Key West, FL 33040

Re: Florida Statute 192.091
Prorata share of the Property Appraiser's adopted FY 23-24 Budget

Dear Ms. Boan,

The Monroe County Property Appraiser's estimated FY 23-24 budget as submitted to the Department of Revenue is $6,114,215. The prorata share of the budget is subject to changes based on the final approved FY 23-24 budget, the districts allocated with the FY 23-43 budget, and the 2023 tax rolls. Documentation from the Department of Revenue is attached. The prorata share of this budget for the following districts using the 2022 tax rolls is as follows:

| | BREAKDOWN 22 TAX ROLL | TOTAL TAX ROLL | % DISTRICTS | BUDGET | ALLOCATION |
|---|---|---|---|---|---|
| BCC | 271,345,017.89 | 327,498,977.92 | 0.828536992 | 6,114,215.00 | 5,065,853.30 |
| GPMSTD | 2,877,995.62 | 327,498,977.92 | 0.008787800 | 6,114,215.00 | 53,730.50 |
| L/M F/A #1 | 14,976,316.26 | 327,498,977.92 | 0.045729353 | 6,114,215.00 | 279,599.10 |
| MC LAW ENF | 5,665,712.49 | 327,498,977.92 | 0.017299939 | 6,114,215.00 | 105,775.55 |
| MKHC MSTD | 2,603,908.88 | 327,498,977.92 | 0.007950892 | 6,114,215.00 | 48,613.46 |
| K/L F/R/E | 4,732,921.59 | 327,498,977.92 | 0.014451714 | 6,114,215.00 | 88,360.89 |
| MOSQ | 16,821,221.52 | 327,498,977.92 | 0.051362669 | 6,114,215.00 | 314,042.40 |
| SFWMD | 8,475,883.67 | 327,498,977.92 | 0.025880642 | 6,114,215.00 | 158,239.81 |
| | 327,498,977.92 | | 100.00% | | 6,114,215.01 |

Sincerely,

Scott P. Russell, CFA
Monroe County Property Appraiser
SPR/do

DR-484, R. 12/14
Rule 12D-16.002, F.A.C.
Provisional

# BUDGET REQUEST FOR PROPERTY APPRAISERS

I, Scott P. Russell, the Property Appraiser of Monroe County, Florida, certify the proposed budget for the period of October 1, 2023, through September 30, 2024, contains information that is an accurate presentation of our work program during this period and expenditures during prior periods (section 195.087, F.S.).

Property Appraiser Signature

MAY 31 2023

Date

# BUDGET REQUEST FOR PROPERTY APPRAISERS
## SUMMARY OF THE 2023-24 BUDGET BY APPROPRIATION CATEGORY

COUNTY

EXHIBIT A

| APPROPRIATION CATEGORY | ACTUAL EXPENDITURES 2021-22 | APPROVED BUDGET 2022-23 | ACTUAL EXPENDITURES 3/31/23 | REQUEST 2023-24 | (INCREASE/DECREASE) AMOUNT | (INCREASE/DECREASE) % | AMOUNT APPROVED 2023-24 | (INCREASE/DECREASE) AMOUNT | (INCREASE/DECREASE) % |
|---|---|---|---|---|---|---|---|---|---|
| (1) | (2) | (3) | (4) | (5) | (6) | (6a) | (7) | (8) | (8a) |
| PERSONNEL SERVICES (Sch. 1-1A) | 2,595,477 | 3,969,212 | 1,449,623 | 4,290,022 | 320,810 | 8.08% | | | |
| OPERATING EXPENSES (Sch. II) | 972,195 | 1,347,477 | 476,026 | 1,469,193 | 121,716 | 9.03% | | | |
| OPERATING CAPITAL OUTLAY (Sch. III) | 1,097 | 265,000 | 894 | 305,000 | 40,000 | 15.09% | | | |
| NON-OPERATING (Sch. IV) | | 61,548 | | 50,000 | (11,548) | -18.76% | | | |
| TOTAL EXPENDITURES | $3,568,769 | $5,643,237 | $1,926,543 | $6,114,215 | $470,978 | 8.35% | | | |
| | | | | | | | | | |
| NUMBER OF POSITIONS | | 42 | | 42 | | | | | |
| | | | | | COL (5) - (3) | COL (6) / (3) | | | |

## DETAIL OF SALARIES

FY 2023-2024

SCHEDULE I

*DOR USE ONLY*

| | | | | REQUESTED INCREASES | | | | APPROVED INCREASES | | | |
|---|---|---|---|---|---|---|---|---|---|---|---|
| Pos. No. | Position Classification | Annual Rate 9/30/23 | Position Designation | Guideline | Other | Funding | Annual Rate 9/30/24 | Guideline | Other | Funding | Annual Rate 9/30/24 |
| (1) | (2) | (3) | (3a) | (4a) | (4b) | (5) | (6) | (7a) | (7b) | (8) | (9) |
| 1 | Official | 135,829 | | | | | 135,829 | | | | |
| 2 | Deputy Appraiser | 79,080 | | | | | 79,080 | | | | |
| 3 | Deputy Property Specialists | 80,000 | | | | | 80,000 | | | | |
| 4 | Deputy Appraiser | 54,632 | | | | | 54,632 | | | | |
| 6 | Director, Valuation Services | 98,102 | S | | | | 98,102 | | | | |
| 7 | Deputy Sr Property Specialists | 90,000 | | | | | 90,000 | | | | |
| 9 | Deputy Appraiser | 54,632 | | | | | 54,632 | | | | |
| 10 | Executive Assistant | 87,894 | S | | | | 87,894 | | | | |
| 11 | Deputy Property Specialist | 56,600 | | | | | 56,600 | | | | |
| 12 | Deputy Property Specialist | 48,400 | | | | | 48,400 | | | | |
| 13 | Deputy Appraiser | 59,000 | | | | | 59,000 | | | | |
| 14 | Director, Appraisal Services | 98,102 | S | | | | 98,102 | | | | |
| 15 | Computer-Network Analyst | 87,446 | | | | | 87,446 | | | | |
| 16 | Deputy Appraiser | 80,000 | | | | | 80,000 | | | | |
| 17 | Director, Information Technology and GIS | 108,536 | S | | | | 108,536 | | | | |
| 18 | Deputy Appraiser | 67,160 | | | | | 67,160 | | | | |
| 19 | Deputy Appraiser | 61,921 | | | | | 61,921 | | | | |
| 21 | Deputy Appraiser | 90,000 | | | | | 90,000 | | | | |
| 23 | Deputy Appraiser | 90,000 | | | | | 90,000 | | | | |
| 24 | Deputy Appraiser | 70,959 | | | | | 70,959 | | | | |
| 25 | Deputy Appraiser | 57,173 | | | | | 57,173 | | | | |
| 26 | Deputy Property Specialists | 54,632 | | | | | 54,632 | | | | |
| 27 | Deputy Property Specialist | 64,899 | | | | | 64,899 | | | | |
| 28 | Real Property Supervisor | 81,626 | S | | | | 81,626 | | | | |
| 29 | Deputy Appraiser | 71,505 | | | | | 71,505 | | | | |
| 30 | Deputy Property Specialists | 66,271 | D | | | | 66,271 | | | | |
| 32 | Deputy Appraiser, Commercial | 97,596 | | | | | 97,596 | | | | |
| 33 | Personal Property Supervisor | 74,964 | | | | | 74,964 | | | | |
| 34 | Deputy Property Specialists | 51,527 | | | | | 51,527 | | | | |
| 35 | Deputy Appraiser | 57,173 | | | | | 57,173 | | | | |
| 36 | Deputy-Supervisor Marathon | 99,211 | | | | | 99,211 | | | | |
| 37 | Deputy Property Specialists | 54,600 | | | | | 54,600 | | | | |
| 38 | Assistant Deputy Property Specialist | 68,951 | | | | | 68,951 | | | | |
| 39 | Deputy Appraiser | 54,600 | | | | | 54,600 | | | | |
| 40 | Senior Cartographer | 84,595 | | | | | 84,595 | | | | |
| 41 | Deputy Personal Property Specialist | 68,845 | | | | | 68,845 | | | | |
| 595 | Deputy Personal Property Specialist | 70,804 | | | | | 70,804 | | | | |
| | Deputy Property Specialists | 52,633 | | | | | 52,633 | | | | |

## DETAIL OF SALARIES

FY 2023-2024

SCHEDULE I

*DOR USE ONLY*

| | | | | REQUESTED INCREASES | | | | APPROVED INCREASES | | | |
|---|---|---|---|---|---|---|---|---|---|---|---|
| Pos. No. | Position Classification | Annual Rate 9/30/23 | Position Designation | Guideline | Other | Funding | Annual Rate 9/30/24 | Guideline | Other | Funding | Annual Rate 9/30/24 |
| (1) | (2) | (3) | (3a) | (4a) | (4b) | (5) | (6) | (7a) | (7b) | (8) | (9) |
| 44 | Deputy Property Specialists | 85,070 | | | | | 85,070 | | | | |
| 45 | Deputy Appraiser | 90,070 | | | | | 90,070 | | | | |
| 46 | Deputy Appraiser (Homestead Investigator) | 69,069 | | | | | 69,069 | | | | |
| 47 | Deputy Appraiser | 69,932 | | | | | 69,932 | | | | |
| | | | | | | | | | | | |
| New Positions: | | | | | | | | | | | |
| | | | | | | | | | | | |
| 1 | Official | $135,829 | | | | | $135,829 | | | | |
| 41 | Current Positions | $3,008,210 | | $210,576 | | | $3,218,786 | | | | |
| | New Positions | | | | | | | | | | |
| 42 | TOTAL | $3,144,039 | | $210,576 | | | $3,354,615 | | | | |

# DETAIL OF PERSONNEL SERVICES

**SCHEDULE IA**

| OBJECT CODE | ACTUAL EXPENDITURES 2021-22 | APPROVED BUDGET 2022-23 | ACTUAL EXPENDITURES 3/31/23 | REQUEST 2023-24 | INCREASE/(DECREASE) AMOUNT | INCREASE/(DECREASE) % | AMOUNT APPROVED 2023-24 |
|---|---|---|---|---|---|---|---|
| (1) | (2) | (3) | (4) | (5) | (6) | (6a) | (7) |
| **PERSONNEL SERVICES:** | | | | | | | |
| 11 OFFICIAL | 125,413 | 135,829 | 68,915 | 135,829 | | | |
| 12 EMPLOYEES (REGULAR) | 1,911,841 | 3,008,210 | 1,063,800 | 3,218,786 | 210,576 | 7.00% | |
| 13 EMPLOYEES (TEMPORARY) | | 2,000 | | 2,000 | | | |
| 14 OVERTIME | | | | | | ----- | |
| 15 SPECIAL PAY | 32,000 | 33,667 | 15,999 | 30,000 | (3,667) | -10.89% | |
| **21 FICA** | | | | | | | |
| 2152 REGULAR | 150,826 | 243,248 | 84,574 | 259,077 | 15,829 | 6.51% | |
| 2153 OTHER | | | | | | ----- | |
| **22 RETIREMENT** | | | | | | | |
| 2251 OFFICIAL | 66,371 | 77,422 | 39,281 | 79,704 | 2,282 | 2.95% | |
| 2252 EMPLOYEE | 158,424 | 294,577 | 92,138 | 361,019 | 66,442 | 22.56% | |
| 2253 SMS/SES | 123,231 | 142,430 | 70,560 | 178,624 | 36,194 | 25.41% | |
| 2254 DROP | 19,790 | 21,829 | 11,334 | 14,983 | (6,846) | -31.36% | |
| 23 LIFE & HEALTH INSURANCE | 7,581 | 10,000 | 3,005 | 10,000 | | | |
| 24 WORKER'S COMPENSATION | | | | | | ----- | |
| 25 UNEMPLOYMENT COMP. | | | 17 | | | ----- | |
| **TOTAL PERSONNEL SERVICES** | **$2,595,477** | **$3,969,212** | **$1,449,623** | **$4,290,022** | $320,810 | 8.08% | |
| | **Post this total to Col.(2) Ex. A** | **Post this total to Col. (3) Ex. A** | **Post this total to Col. (4) Ex. A** | **Post this total to Col. (5) Ex. A** | **Col. (5) - (3)** | **Col. (6) / (3)** | |

## DETAIL OF OPERATING EXPENSES

SCHEDULE II

| OBJECT CODE | ACTUAL EXPENDITURES 2021-22 | APPROVED BUDGET 2022-23 | ACTUAL EXPENDITURES 3/31/23 | REQUEST 2023-24 | INCREASE/(DECREASE) | | AMOUNT APPROVED 2023-24 |
|---|---|---|---|---|---|---|---|
| | | | | | AMOUNT | % | |
| (1) | (2) | (3) | (4) | (5) | (6) | (6a) | (7) |
| OPERATING EXPENSES: | | | | | | | |
| 31 PROFESSIONAL SERVICES | | | | | | | |
| 3151 E.D.P. | 422,939 | 738,219 | 336,580 | 822,924 | 84705 | 11.47% | |
| 3152 APPRAISAL | | | | | | ----- | |
| 3153 MAPPING | | | | | | ----- | |
| 3154 LEGAL | 164,140 | 175,000 | 40,040 | 175,000 | | | |
| 3159 OTHER | | | | | | ----- | |
| 32 ACCOUNTING & AUDITING | 31,074 | 37,500 | 18,112 | 40,000 | 2500 | 6.67% | |
| 33 COURT REPORTER | | | | | | ----- | |
| 34 OTHER CONTRACTUAL | 27,457 | 22,000 | 1,010 | 30,000 | 8000 | 36.36% | |
| 40 TRAVEL | 14,473 | 37,020 | 871 | 37,020 | | | |
| 41 COMMUNICATIONS | 1,876 | 3,500 | 231 | 3,500 | | | |
| 42 TRANSPORTATION | | | | | | | |
| 4251 POSTAGE | 43,951 | 51,387 | 26,587 | 57,648 | 6261 | 12.18% | |
| 4252 FREIGHT | | | | | | ----- | |
| 43 UTILITIES | | | | | | ----- | |
| 44 RENTALS & LEASES | | | | | | | |
| 4451 OFFICE EQUIPMENT | 13,979 | 12,000 | 3,141 | 12,000 | | | |
| 4452 VEHICLES | 17,752 | 26,000 | 11,785 | 27,000 | 1000 | 3.85% | |
| 4453 OFFICE SPACE | | | | | | ----- | |
| 4454 E.D.P. | | | | | | ----- | |
| 45 INSURANCE & SURETY | | | | | | ----- | |

# DETAIL OF OPERATING EXPENSES

SCHEDULE II

| OBJECT CODE | ACTUAL EXPENDITURES 2021-22 | APPROVED BUDGET 2022-23 | ACTUAL EXPENDITURES 3/31/23 | REQUEST 2023-24 | INCREASE/(DECREASE) AMOUNT | INCREASE/(DECREASE) % | AMOUNT APPROVED 2023-24 |
|---|---|---|---|---|---|---|---|
| (1) | (2) | (3) | (4) | (5) | (6) | (6a) | (7) |
| 46 REPAIR & MAINTENANCE | | | | | | | |
| 4651 OFFICE EQUIPMENT | | 2,000 | | 2,000 | | | |
| 4652 VEHICLES | 2,902 | 5,000 | | 5,000 | | | |
| 4653 OFFICE SPACE | | 500 | | 500 | | | |
| 4654 E.D.P. | | | | | | ----- | |
| 47 PRINTING & BINDING | 689 | 500 | | 500 | | | |
| 49 OTHER CURRENT CHARGES | | | | | | | |
| 4951 LEGAL ADVERTISEMENTS | 238 | 1,000 | 119 | 1,000 | | | |
| 4952 AERIAL PHOTOS | 162,731 | 162,731 | | 162,731 | | | |
| 4959 OTHER | | | | | | ----- | |
| 51 OFFICE SUPPLIES | 36,876 | 35,000 | 15,400 | 35,000 | | | |
| 52 OPERATING SUPPLIES | 6,042 | 7,500 | 1,477 | 7,500 | | | |
| 54 BOOKS & PUBLICATIONS | | | | | | | |
| 5451 BOOKS | 203 | 600 | | 600 | | | |
| 5452 SUBSCRIPTIONS | 4,931 | 5,000 | 7,450 | 15,000 | 10,000 | 200.00% | |
| 5453 EDUCATION | 10,965 | 10,020 | 2,224 | 14,270 | 4,250 | 42.42% | |
| 5454 DUES/MEMBERSHIPS | 8,977 | 15,000 | 10,999 | 20,000 | 5,000 | 33.33% | |
| TOTAL OPERATING EXPENSES | **$972,195** | **$1,347,477** | **$476,026** | **$1,469,193** | $121,716 | 9.03% | |
| | Post this total to Col. (2) Ex. A | Post this total to Col. (3) Ex. A | Post this total to Col. (4) Ex. A | Post this total to Col. (5) Ex. A. | Col. (5) - (3) | Col. (6) / (3) | |

## DETAIL OF OPERATING CAPITAL OUTLAY

**SCHEDULE III**

| OBJECT CODE | ACTUAL EXPENDITURES 2021-22 | APPROVED BUDGET 2022-23 | ACTUAL EXPENDITURES 3/31/23 | REQUEST 2023-24 | INCREASE/(DECREASE) AMOUNT | INCREASE/(DECREASE) % | AMOUNT APPROVED 2023-24 |
|---|---|---|---|---|---|---|---|
| (1) | (2) | (3) | (4) | (5) | (6) | (6a) | (7) |
| CAPITAL OUTLAY: | | | | | | | |
| 64 MACHINERY & EQUIPMENT | | | | | | | |
| 6451 E.D.P. | 1,097 | 30,000 | | 70,000 | 40,000 | 133.33% | |
| 6452 OFFICE FURNITURE | | 235,000 | | 235,000 | | | |
| 6453 OFFICE EQUIPMENT | | | | | | ----- | |
| 6454 VEHICLES | | | | | | ----- | |
| 66 BOOKS | | | | | | ----- | |
| 68 INTANGIBLE ASSETS | | | | | | ----- | |
| TOTAL CAPITAL OUTLAY | $1,097 | $265,000 | | $305,000 | $40,000 | 15.09% | |
| | Post this total to Col. (2) Ex. A | Post this total to Col. (3) Ex. A | Post this total to Col. (4) Ex. A | Post this total to Col. (5) Ex. A. | Col. (5) - (3) | Col. (6) / (3) | |

## OPERATING CAPITAL OUTLAY (CONT.)
## DETAIL OF EQUIPMENT REQUESTED

SCHEDULE III A

### INSTALLMENT PURCHASES

| ITEM | TOTAL CONTRACT COST | MONTH AND YEAR PURCHASED | LENGTH OF CONTRACT | REQUEST 2023-24 |
|---|---|---|---|---|
| | | | | |
| | | | | |
| | | | | |
| | | | | |
| | | | | |
| | | | | |
| | | | | |
| | | | | |
| | | | | |

### OTHER CAPITAL ITEMS

| ITEM | UNIT PRICE | QUANTITY | REPLACE | NEW | REQUEST 2023-24 |
|---|---|---|---|---|---|
| | | | | | |
| | | | | | |
| | | | | | |
| | | | | | |
| | | | | | |
| | | | | | |
| | | | | | |
| | | | | | |
| | | | | | |

## DETAIL OF NON-OPERATING

**SCHEDULE IV**

| OBJECT CODE | ACTUAL EXPENDITURES 2021-22 | APPROVED BUDGET 2022-23 | ACTUAL EXPENDITURES 3/31/23 | REQUEST 2023-24 | INCREASE/(DECREASE) AMOUNT | INCREASE/(DECREASE) % | AMOUNT APPROVED 2023-24 |
|---|---|---|---|---|---|---|---|
| (1) | (2) | (3) | (4) | (5) | (6) | (6a) | (7) |
| NON-OPERATING: | | | | | | | |
| 91 E.D.P. CONTRACT RESERVE | | | | | | ----- | |
| 92 OTHER CONTRACT RESERVE | | | | | | ----- | |
| 93 SPECIAL CONTINGENCY | | 11,548 | | | (11,548) | -100.00% | |
| 94 EMERGENCY CONTINGENCY | | 50,000 | | 50,000 | | | |
| TOTAL NON-OPERATING | | $61,548 | | $50,000 | ($11,548) | -18.76% | |
| | | Post this total to Col. (3) Ex. A | | Post this total to Col. (5) Ex. A | Col. (5) - (3) | Col. (6) / (3) | |

# JUSTIFICATION SHEET
## FY 2023-2024

| OBJECT CODE | | SCHEDULE | AMOUNT OF INCREASE (DECREASE) | JUSTIFICATION |
|---|---|---|---|---|
| NUMBER | NAME | | | |
| 12 | Employees (Regular) | IA | $210,576 | 7% Merit/Cola |
| 15 | Special Pay | IA | ($3,667) | Decrease of employees receiving certification (CFE) |
| 2152 | FICA Regular | IA | $15,829 | Increase due to 7% Merit/Cola |
| 2251 | Official Retirement | IA | $2,282 | Increase in contribution due to increase of FRS Rate |
| 2252 | Employee Retirement | IA | $66,442 | Increase in contribution due to salary increase & FRS Rate |
| 2253 | SMS/SES Retirement | IA | $36,194 | Increase in contribution due to salary increase & FRS Rate |
| 2254 | DROP Retirement | IA | ($6,846) | Decrease in contribution due to less employees in drop |
| 3151 | EDP | II | $84,705 | Increase in maintenance, hardware, & non contract subscriptions |
| 32 | Accounting and Auditing | II | $2,500 | Increase in cost |
| 34 | Other Contractual | II | $8,000 | Increase of using a contractual service for programming |
| 4251 | Postage | II | $6,261 | Increase in postage rates |
| 4452 | Vehicles | II | $1,000 | Increase in the cost of new lease payment |
| 5452 | Subscriptions | II | $10,000 | Increase anticipated |
| 5453 | Education | II | $4,250 | Increase in the number of employees attending courses |
| 5454 | Dues/Memberships | II | $5,000 | Increase in the number of employees with Dues/Memberships |
| 6451 | EDP | III | $40,000 | Increase due to 2 additional servers |
| 93 | Special Contingency | IV | ($11,548) | Not needed |
| GRAND TOTAL | | | $470,978 | |

# PERMANENT POSITION JUSTIFICATION
## FY 2023-2024

**POSITION DATA:**

POSITION NO.(S) _____

POSITION TITLE _____ ☐ FULL-TIME ☐ PART-TIME

ANNUAL RATE _____ SALARY FUNDING _____

Primary functions to be performed:

_____

_____

**LOCATION:**

Position to be assigned to: _____ Main or Satellite Office: _____

Department or Section: _____

**WORKLOAD:**

Current direct workload in this unit:

_____

_____

_____

_____

_____

# of positions currently performing this function:

Full-Time _____ Mon. Hrs. _____

Part-Time _____ Mon. Hrs. _____

Temporary _____ Mon. Hrs. _____ # of Months: _____

Direct Overtime _____ Mon. Hrs. _____

Current direct workload per position:

_____

_____

Estimated increased workload:

_____

**NEED:**

Describe the need for the position. This explanation should include, but not be limited to, why alternatives such as reorganization or shifting of responsibilities within your current framework, additional temporary employment or contract services cannot be considered as viable solutions.

_____

_____

_____

_____

_____

_____

_____

_____

_____

_____

_____

_____

_____

_____

**TOTAL CURRENT VACANCIES** _____

# DETAIL OF VACANT POSITIONS
# FY 2023-2024

| Pos. No. | Position Classification | Annual Rate 9/30/23 | # Days Vacant |
|---|---|---|---|
| 3 | Deputy Appraiser | $80,000 | 63 |
| 7 | Deputy Appraiser | $90,000 | 395 |
| 16 | Deputy Appraiser | $80,000 | 208 |
| 21 | Deputy Appraiser | $90,000 | 334 |
| 23 | Deputy Appraiser | $90,000 | 33 |
| 32 | Deputy Appraiser | $97,596 | 356 |
| 36 | Deputy Supervisor Marathon | $99,211 | 1,915 |
| 44 | Deputy Appraiser | $85,070 | 399 |
| 45 | Deputy Appraiser | $90,070 | 70 |
| | | | |
| | | | |
| | | | |
| | | | |
| | | | |
| | | | |
| | | | |
| | | | |
| | | | |
| | | | |
| | | | |
| | | | |
| | | | |
| | | | |
| | | | |
| | | | |
| | | | |
| | | | |

** Please insert additional lines if necessary.*

# EMPLOYEE CERTIFICATION WORKSHEET
## FY 2023-2024

**CURRENT DESIGNATIONS 2023-24**

| POS. NO. | POSITION TITLE | EMPLOYEE NAME | DATE | ANNUAL AMOUNT |
|---|---|---|---|---|
| 1 | Official | Scott Russell | 1/8/2013 | $2,000 |
| 2 | Deputy Appraiser | Brogli, Kenneth | 4/1/2010 | $2,000 |
| 6 | Director, Valuation Services | Harnish, Dionne | 8/24/2013 | $2,000 |
| 10 | Executive Assistant | O'Connell, Denise | 6/1/2006 | $2,000 |
| 14 | Director, Appraisal Services | Russo, Mike | 4/3/2013 | $2,000 |
| 17 | Director, Information Technology and GIS | Shaw, Robbie | 11/1/1999 | $2,000 |
| 18 | Deputy Appraiser | DeWine Nicole | 5/3/2021 | $2,000 |
| 24 | Deputy Appraiser | Anisko, Susan | 11/1/2011 | $2,000 |
| 28 | Real Property Supervisor | Malgrat, Tina | 12/1/2017 | $2,000 |
| 29 | Deputy Appraiser | Victoria Commander-Formico | 9/1/2018 | $2,000 |
| 33 | Personal Property Supervisor | Birmingham, Neal | 5/3/2021 | $2,000 |
| 38 | Assistant Deputy Property Specialist | Tynes, Carla | 12/1/2017 | $2,000 |
| 41 | Deputy Personal Property Specialist | Dispenza, Kenneth | 9/1/2018 | $2,000 |
| 42 | Deputy Personal Property Specialist | Bernal Henriquez, Yolima | 9/1/2018 | $2,000 |
| 46 | Deputy Appraiser (Homestead Investigator) | Pekarik, Randall | 8/1/2017 | $2,000 |
| 47 | Deputy Appraiser | Connell, Beth | 10/1/2016 | $2,000 |
| **TOTAL CURRENT DESIGNATIONS** | | | | $32,000 |

**NEW DESIGNATIONS 2023-24**

| POS. NO. | POSITION TITLE | EMPLOYEE NAME | DATE | PRORATED AMOUNT |
|---|---|---|---|---|
| | | | | |
| | | | | |
| | | | | |
| | | | | |
| | | | | |
| | | | | |
| | | | | |
| | | | | |
| | | | | |
| | | | | |
| **TOTAL NEW DESIGNATIONS** | | | | |
| **TOTAL CURRENT AND NEW DESIGNATIONS** | | | | $32,000 |

# TRAVEL WORKSHEET
## FY 2023-2024

### LOCAL TRAVEL FOR FIELD WORK & ADMINISTRATIVE DUTIES

**FIELD TRAVEL:**

| Number of Field Employees | Mileage Reimbursement Rate | Total miles per employee | Total Field Travel | Employees Reimb. At Flat Rate | Flat Rate Amount per Employee | Total Flat Rate Reimb. |
|---|---|---|---|---|---|---|
| | | | | | | |

**ADMINISTRATIVE TRAVEL:**

| Number of Administrative Employees | Mileage Reimbursement Rate | Total miles per employee | Total Administrative Travel | Employees Reimb. At Flat Rate | Flat Rate Amount per Employee | Total Flat Rate Reimb. |
|---|---|---|---|---|---|---|
| | | | | | | |

**TOTAL LOCAL TRAVEL**

### SCHOOL, CONFERENCE OR OTHER TRAVEL

**SCHOOLS:**

| Name | City | No. of Employees Traveling | No. of Days Traveling | Total Transportation Cost per Event | Daily Room Cost per Employee | Daily Per Diem per Employee | TOTAL |
|---|---|---|---|---|---|---|---|
| IAAO | | 8 | 5 | | $200 | $55 | $8,600 |
| | | | | | | | |
| | | | | | | | |
| | | | | | | | |
| | | | | | | | |
| | | | | | | | |
| TOTAL | | | | | | | $8,600 |

**CONFERENCES:**

| Name | City | No. of Employees Traveling | No. of Days Traveling | Total Transportation Cost per Event | Daily Room Cost per Employee | Daily Per Diem per Employee | TOTAL |
|---|---|---|---|---|---|---|---|
| IAAO Inter | | 6 | 4 | $1,000 | $200 | $55 | $5,920 |
| IAAO State | | 6 | 4 | | $200 | $55 | $4,920 |
| | | | | | | | |
| | | | | | | | |
| | | | | | | | |
| | | | | | | | |
| TOTAL | | | | | | | $10,840 |

**OTHER:**

| Type of Travel | No. of Employees Traveling | No. of Days Traveling | Total Transportation Cost per Event | Daily Room Cost per Employee | Daily Per Diem per Employee | TOTAL |
|---|---|---|---|---|---|---|
| Legislative Prop Appraiser | 1 | 6 | $4,500 | $200 | $55 | $5,830 |
| General Prop Appraiser | 1 | 4 | $4,500 | $200 | $55 | $5,320 |
| General Prop Appraiser | 1 | 26 | | $200 | $55 | $6,430 |
| TOTAL | | | | | | $17,580 |

**TOTAL SCHOOL, CONFERENCE OR OTHER TRAVEL** $37,020

**TOTAL TRAVEL REQUEST** $37,020

# POSTAGE WORKSHEET
## FY 2023-2024

| Type of Mail | Number of Items | Postage Rate | Total |
|---|---|---|---|
| MASS MAILINGS: | | | |
| Notices of Proposed Property Taxes* | | | |
| Personal Property Tax Returns | 4,500 | 0.78 | $3,510 |
| Agricultural Class of Lands | 9 | 0.63 | $6 |
| Final Notices | | | |
| Receipts | 2 | 0.63 | $1 |
| EXEMPTIONS: | | | |
| Renewal Applications for Homestead and Related Tax Exemptions | | | |
| Final Notices | 250 | 0.63 | $158 |
| Receipts | 18,000 | 0.51 | $9,180 |
| OTHER: (Specify Type) | | | |
| TPP Waiver Receipts | 13,800 | 0.51 | $7,038 |
| Total & Partial Exemptions | 800 | 0.51 | $408 |
| Storm Damage | | | $13,000 |
| Over 65/Social Security | 1,600 | 0.63 | $1,008 |
| Over 65/Social Security 2nd notice | 500 | 0.63 | $315 |
| New Owner Post Cards | 6,500 | 0.51 | $3,315 |
| Exemption Granted Letters | 1,500 | 0.63 | $945 |
| **TOTAL MAILINGS** | | | $38,883 |
| | | | |
| GENERAL CORRESPONDENCE | | | |
| Income Requests | 3,500 | 0.51 | $1,785 |
| confidential Sheets | 4,000 | 0.63 | $2,520 |
| Exemption Denial & Liens | 600 | 6.85 | $4,110 |
| NCOA Processing | | | $900 |
| Other | 15,000 | 0.63 | $9,450 |
| Federal Express | | | |
| **TOTAL GENERAL CORRESPONDENCE** | | | $18,765 |
| | | | |
| **TOTAL POSTAGE REQUEST** | | | **$57,648** |

Explain the method you intend to use for the annual application for exemption(s) and the receipt(s) for the fiscal year 2023-24 (e.g., automatic homestead renewal - mailing of receipt, etc.).

***NOTE: If the mass mailing calculation includes the mailing of the Notices of Proposed Property Taxes (TRIM notice), include a letter from your board of county commissioners (BCC). This letter is necessary because this mailing should be at the BCC's expense under section 200.069, Florida Statutes. If the county will directly reimburse you for the postage expense for TRIM notices, do not include it in the total postage request.**

# EDUCATION WORKSHEET
## FY 2023-2024

### SCHOOLS

| Sponsor | City | Tuition | Texts | Number Attending | TOTAL |
|---|---|---|---|---|---|
| IAAO | | $600 | | 10 | $6,000 |
| | | | | | |
| | | | | | |
| | | | | | |
| | | | | | |
| | | | | | |
| TOTAL | | | | 10 | $6,000 |

### WORKSHOPS

| Sponsor | City | Tuition | Texts | Number Attending | TOTAL |
|---|---|---|---|---|---|
| IAAO | | $350 | | 3 | $1,050 |
| DOR | | $350 | | 3 | $1,050 |
| | | | | | |
| | | | | | |
| | | | | | |
| | | | | | |
| TOTAL | | | | 6 | $2,100 |

### CONFERENCES AND SEMINARS

| Sponsor | City | Tuition | Texts | Number Attending | TOTAL |
|---|---|---|---|---|---|
| IAAO National | | $795 | | 6 | $4,770 |
| | | | | | |
| | | | | | |
| | | | | | |
| | | | | | |
| | | | | | |
| | | | | | |
| TOTAL | | | | 6 | $4,770 |

| Sponsor | City | Tuition | Texts | Number Attending | TOTAL |
|---|---|---|---|---|---|
| AO Regional Seminar | | $175 | | 8 | $1,400 |
| | | | | | |
| | | | | | |
| | | | | | |
| | | | | | |
| | | | | | |
| TOTAL | | | | 8 | $1,400 |

| OTHER EDUCATIONAL EXPENSES (SPECIFY) | TOTAL |
|---|---|
| | |
| | |
| | |
| TOTAL EDUCATION EXPENSES | $14,270 |

# VEHICLE INVENTORY FORM
## FY 2023-2024

| Vehicle Make | Model | Year Leased or Purchased | Mileage | Assigned Work Unit |
|---|---|---|---|---|
| 2017 Kia | Niro | Purchased | 39,786 | Plantation Key |
| 2022 Kia | Forte | Leased | 2,966 | Plantation Key |
| 2022 Kia | Forte | Leased | 3,165 | Plantation Key |
| 2017 Kia | Niro | Purchased | 32,375 | Marathon |
| 2022 Kia | Forte | Leased | 2,588 | Marathon |
| 2017 Kia | Niro | Purchased | 36,355 | Key West |
| 2023 Kia | Forte | Leased | 4,979 | Key West |
| 2023 Kia | Forte | Leased | 5,859 | Key West |
| 2023 Kia | Forte | Leased | 913 | Key West |
| 2023 Kia | Forte | Leased | 2,455 | Key West |
| 2022 Kia | Telluride | Leased | 4,047 | Key West |
| | | | | |
| | | | | |
| | | | | |
| | | | | |
| | | | | |
| | | | | |
| | | | | |
| | | | | |
| | | | | |
| | | | | |
| | | | | |
| | | | | |
| | | | | |
| | | | | |
| | | | | |
| | | | | |
| | | | | |
| | | | | |
| | | | | |
| | | | | |
| | | | | |
| | | | | |
| | | | | |
| | | | | |
| | | | | |
| | | | | |
| | | | | |
| | | | | |
| | | | | |
| | | | | |
| | | | | |
| | | | | |
| | | | | |
| | | | | |

# DATA PROCESSING PURCHASE JUSTIFICATION FY 2023-2024

| ITEM REQUESTED | NUMBER REQUESTED | MAKE AND MODEL NUMBER | LENGTH OF PAYMENT SCHEDULE | COST FOR FISCAL YEAR 2023-24 | FULL COST |
|---|---|---|---|---|---|
| | | | | | |
| | | | | | |
| | | | | | |
| | | | | | |
| | | | | | |
| | | | | | |
| | | | | | |
| | | | | | |

STATEMENT OF NEED: To include but not be limited to age, condition, response time, etc. of existing equipment.

HOW LONG WILL THIS PURCHASE FULFILL THOSE NEEDS?

ADDITIONAL COMMENTS OR PERTINENT INFORMATION

# SUMMARY OF
# REDUCTIONS REQUEST

**PROPERTY APPRAISER**

| APPROPRIATION CATEGORY | APPROVED BUDGET 2022-23 | BUDGET REQUEST 2023-24 | Reductions Requested by the COUNTY | | | Reductions Reflected in REQUEST | |
|---|---|---|---|---|---|---|---|
| | | | AMOUNT | % | | AMOUNT | % |
| PERSONNEL SERVICES (Sch. 1-1A) | 3,969,212 | 4,290,022 | | | | 320,810 | 8.1% |
| OPERATING EXPENSES (Sch. II) | 1,347,477 | 1,469,193 | | | | 121,716 | 9.0% |
| OPERATING CAPITAL OUTLAY (Sch. III) | 265,000 | 305,000 | | | | 40,000 | 15.1% |
| NON-OPERATING (Sch. IV) | 61,548 | 50,000 | | | | (11,548) | -18.8% |
| **TOTAL EXPENDITURES** | **$5,643,237** | **$6,114,215** | | | | **$470,978** | **8.3%** |
| | | | | | | | |
| NUMBER OF POSITIONS | 42 | 42 | | | | | |

** Please use the Reductions Justification tab to clarify any deviation in the reductions requested by the county and the reductions reflected in the budget request.*

## SUMMARY OF REDUCTIONS REQUEST
## JUSTIFICATION SHEET
## FY 2023-2024

| APPROPRIATION CATEGORY | AMOUNT OF VARIANCE | JUSTIFICATION |
|---|---|---|
| | | |
| GRAND TOTAL | $0 | |

# FY24 Proposed Budget

## *Supervisor of Elections*

# R. JOYCE GRIFFIN
Supervisor of Elections

Monroe County, Florida
www.KeysElections.org


May 31, 2023

Office of Budget and Management
Tina Boan, Sr. Budget Manager
1100 Simonton Street
Key West, Fl 33040

Ms. Boan,

Attached you will find the Monroe County Supervisor of Elections budget request for the 2023/2024 budget year. My total budget will be $2,971,735.00.

I will follow the suggested 2% COLA and 5% merit raise adjustment for my employees this year.

We have decided to request additional funds for the relocation & renovation of our new office at 5200 College Road, for potential unforeseen expenditures related to this project in this fiscal year.

If you have any questions, please call either,
Staci Ruble at ext 3064 or myself at ext 3416.

Sincerely,

Staci Ruble FOR R. Joyce Griffin

R. Joyce Griffin


Key West Office: 530 Whitehead Street #101 • Key West, Florida 33040-6577 • (305) 292-3416
Marathon Office (MM 52.5): 10015 Overseas Highway • Marathon, Florida 33050-9701 • (305) 289-6017
Key Largo Office (MM 102): Murray Nelson Center • 102050 Overseas Hwy. # 137 • Key Largo, Florida 33037-9700 • (305) 453-8740

Monroe County Supervisor of Elections
2023/2024
Administrative and Election Budget

| | | Budget Request |
|---|---|---|
| | **Personal Services** | |
| 519.100 | **Official Salaries** | **$142,620.00** |
| 519.120 | **Regular Salaries** | **$845,615.00** |
| *519.130* | *Poll Worker Salaries (March & August 2024 Elections)* | *$300,000.00* |
| *519.140* | *Overtime Salaries (March & August 2024 Elections)* | *$60,000.00* |
| 519.210 | **Fica/Medicare Expense** | $88,000.00 |
| 519.220 | **Official Retirement** | $81,500.00 |
| 519.220 | **Employees Retirement** | $108,000.00 |
| | **Total Personal Services** | $1,625,735.00 |
| | **Operating Expenses** | |
| 519.320 | **Professional Services-Acctg** | **$25,000.00** |
| 519.340 | **Professional Services-Other** | **$10,000.00** |
| 519.400 | **Travel & Per Diem** | **$15,000.00** |
| 519.410 | **Phone** | **$65,000.00** |
| *519.410* | *Postage/Freight (March & August 2024 Elections)* | *$85,000.00* |
| 519.460 | **Repair & Maint** | **$125,000.00** |
| 519.460 | **Maintenance Agreements & Software Licenses** | **$165,000.00** |
| 519.440 | **Rentals All** | **$85,000.00** |
| 519.440 | **Vehicle Rental** | **$0.00** |
| *519.440* | *Rentals All (March & August 2024 Elections)* | *$10,000.00* |
| 519.460 | **Vehicle Maintenance** | **$1,000.00** |
| 519.470 | **Printing** | **$35,000.00** |
| *519.470* | *Printing (March & August 2024 Elections)* | *$125,000.00* |
| 519.490 | **Miscellaneous Exp All** | **$15,000.00** |
| *519.490* | *Miscellaneous Exp All (March & August 2024 Elections)* | *$6,000.00* |
| 519.498 | **Advertising** | **$20,000.00** |
| *519.498* | *Advertising (March & August 2024 Elections)* | *$20,000.00* |
| 519.510 | **Office Supplies** | **$50,000.00** |
| 519.521 | **Gasoline** | **$4,000.00** |
| 519.540 | **Bks, Pubs, Subs, Educ & Mem** | **$10,000.00** |
| | **Total Operating Expenses** | **$871,000.00** |
| 519.640 | **Equipment** | **$150,000.00** |
| 519.990 | **Relocation & Renovation** | **$300,000.00** |
| 519.990 | **Contingency** | **$25,000.00** |
| | **Total Non-Operating Disbursements** | **$475,000.00** |
| | **Total Expenditures** | **$2,971,735.00** |



Monroe County Supervisor of Elections
Salaries 2023/2024 budget Oct. 2023 2% cola 5%Merit

| | Hire Date | Annually | Hourly |
|---|---|---|---|
| Laurie Cook | 7/9/2018 | $68,913.35 | 35.34 |
| Deris Behari | 3/28/2022 | $56,977.50 | 29.22 |
| Hazel M Lopez | 6/6/2005 | $98,933 | 50.74 |
| Vacant/ Asst. Soe | | $60,000 | 30.77 |
| Liset Steegers | 6/3/2020 | $59,385 | 30.45 |
| Vacant Key Largo | | $49,000 | 25.13 |
| Donna A Robinson | 2/12/1996 | $95,597 | 49.02 |
| Staci L Ruble | 3/30/1992 | $123,414 | 63.29 |
| Belinda Brown | 11/4/1992 | $135,395 | 69.43 |
| William Spizzirri | 5/22/2023 | $49,000 | 25.13 |
| Vacant Marathon Office | | $49,000 | 25.13 |
| . | | | |
| | | $ 845,614.85 | |

Joyce Griffin, SOE 5/31/2023



# FY24 Proposed Budget

*State Attorney*

# OFFICE OF THE STATE ATTORNEY

SIXTEENTH JUDICIAL CIRCUIT
IN AND FOR MONROE COUNTY


## DENNIS W. WARD
**STATE ATTORNEY**

530 Whitehead Street, Suite 301
Key West, FL 33040-6547
(305) 292-3400


June 2, 2023

Monroe County
Board of County Commissioners
500 Whitehead Street
Key West, FL 33040

Dear Commissioners:

Please find attached our proposed budget for fiscal year 2023.

Our proposed budget is to request additional funds to be applied to our data processing spend account.

We signed an agreement with the county several years ago that we would be reimbursed for the cost of an IT employee with, rather than utilize an employee on the county payroll. At the present time we have three full time IT employees on our payroll. Currently we are only reimbursed for our one IT Specialist, and not our IT Director or STAC Coordinator. Due to our paperless initiative amongst other projects additional IT personal will be needed in the near future.

Please let me know if you have any questions.

Sincerely,

Mary Balazs
Executive Director

Cc: Roman Gastesi

Cost Center: **69600 State Attorney**
Fund: **001 General Fund**
Department: **Elected Officials**
Office: **State Attorney**

| Account | | FY 2022 Adopted | FY 2022 Actual | FY 2023 Adopted | FY 2023 YTD | Estimated Actual | FY 2024 Proposed | FY 2024 Requested |
|---|---|---|---|---|---|---|---|---|
| SC_00010 | Equipment and Furniture | 0 | 1,589 | 0 | 0 | | 0 | |
| SC_00028 | Computer Services | 0 | 0 | 0 | 0 | | 0 | |
| SC_00036 | Contractual Services | 10,000 | 9,465 | 10,000 | 3,055 | 10,000.00 | 0 | 10,000.00 |
| SC_00040 | Postage/Freight | 0 | 254 | 0 | 0 | | 0 | |
| SC_00041 | Communications | 0 | 998 | 0 | 123 | 25,000.00 | 0 | 25,000.00 |
| SC_00043 | Phone | 25,000 | 1,730 | 25,000 | 574 | 25,000.00 | 0 | 25,000.00 |
| SC_00046 | Utility Services | 8,000 | 4,270 | 8,000 | 2,458 | 8,000.00 | 0 | 8,000.00 |
| SC_00057 | Risk Management Charges | 4,280 | 4,133 | 4,846 | 0 | 4846.00 | 10,515 | 10,515.00 |
| SC_00062 | Repair And Maintenance | 7,500 | 5,981 | 7,500 | 0 | 7500.00 | 0 | 7500.00 |
| SC_00078 | Office Supplies | 24,000 | 36,881 | 24,000 | 3,453 | 24,000.00 | 0 | 24,000.00 |
| SC_00083 | Operating Supplies | 24,000 | 23,861 | 24,000 | 14,849 | 30,000.00 | 0 | 30,000.00 |
| SC_00084 | Software | 45,000 | 64,506 | 53,000 | 8,048 | 80,000.00 | 0 | 100,000.00 |
| SC_00097 | Jury or Witness Meals & Lodging | 0 | 30,046 | 0 | 4,571 | 30,000.00 | 0 | 30,000.00 |
| SC_00402 | Data Processing Services | 220,000 | 2,303 | 220,000 | 0 | 220,000.00 | 0 | 220,000.00 |
| SC_IT_Operating_ | IT Operating Supplies | 0 | 1,134 | 0 | 0 | | 0 | |
| SC_IT_Profession | IT Professional Services | 0 | 0 | 0 | 27,643 | 80,000.00 | 0 | 300,000.00 |
| | **Sub-Total of Operating Expenditures** | **367,780** | **187,151** | **376,346** | **64,774** | 54,4346.00 | **10,515** | 790,015.00 |

Cost Center: **69600 State Attorney**
Fund: **001 General Fund**
Department: **Elected Officials**
Office: **State Attorney**

| Account | | FY 2022 Adopted | FY 2022 Actual | FY 2023 Adopted | FY 2023 YTD | Estimated Actual | FY 2024 Proposed | FY 2024 Requested |
|---|---|---|---|---|---|---|---|---|
| SC_00010 | Equipment and Furniture | 0 | 1,589 | 0 | 0 | | 0 | |
| SC_00028 | Computer Services | 0 | 0 | 0 | 0 | | 0 | |
| SC_00036 | Contractual Services | 10,000 | 9,465 | 10,000 | 3,055 | 10,000.00 | 0 | 10,000.00 |
| SC_00040 | Postage/Freight | 0 | 254 | 0 | 0 | | 0 | |
| SC_00041 | Communications | 0 | 998 | 0 | 123 | 25,000.00 | 0 | 25,000.00 |
| SC_00043 | Phone | 25,000 | 1,730 | 25,000 | 574 | 25,000.00 | 0 | 25,000.00 |
| SC_00046 | Utility Services | 8,000 | 4,270 | 8,000 | 2,458 | 8,000.00 | 0 | 8,000.00 |
| SC_00057 | Risk Management Charges | 4,280 | 4,133 | 4,846 | 0 | 4846.00 | 10,515 | 10,515.00 |
| SC_00062 | Repair And Maintenance | 7,500 | 5,981 | 7,500 | 0 | 7500.00 | 0 | 7500.00 |
| SC_00078 | Office Supplies | 24,000 | 36,881 | 24,000 | 3,453 | 24,000.00 | 0 | 24,000.00 |
| SC_00083 | Operating Supplies | 24,000 | 23,861 | 24,000 | 14,849 | 30,000.00 | 0 | 30,000.00 |
| SC_00084 | Software | 45,000 | 64,506 | 53,000 | 8,048 | 80,000.00 | 0 | 100,000.00 |
| SC_00097 | Jury or Witness Meals & Lodging | 0 | 30,046 | 0 | 4,571 | 30,000.00 | 0 | 30,000.00 |
| SC_00402 | Data Processing Services | 220,000 | 2,303 | 220,000 | 0 | 220,000.00 | 0 | 220,000.00 |
| SC_IT_Operating_ | IT Operating Supplies | 0 | 1,134 | 0 | 0 | | 0 | |
| SC_IT_Profession | IT Professional Services | 0 | 0 | 0 | 27,643 | 80,000.00 | 0 | 300,000.00 |
| | **Sub-Total of Operating Expenditures** | **367,780** | **187,151** | **376,346** | **64,774** | 54,4346.00 | **10,515** | 790,015.00 |

Cost Center **69600 State Attorney**
Fund: **001 General Fund**
Department **Elected Officials**
Office **State Attorney**

| Account | | FY 2022 Adopted | FY 2022 Actual | FY 2023 Adopted | FY 2023 YTD | Estimated Actual | FY 2024 Proposed | FY 2024 Requested |
|---|---|---|---|---|---|---|---|---|
| SC_00102 | Capital Outlay-equipment | 40,000 | 0 | 40,000 | 0 | | 0 | |
| | **Sub-Total of Capital Outlay** | **40,000** | **0** | **40,000** | **0** | | **0** | 0 |
| | **Total of State Attorney** | **407,780** | **187,151** | **416,346** | **64,774** | 544,346.00 | **10,515** | 790,015.00 |

Cost Center **69601 Sa Ct Tch Fs28.24(12)(e)**
Fund: **158 Misc Special Revenue Fund**
Department **Elected Officials**
Office **State Attorney**

| Account | | FY 2022 Adopted | FY 2022 Actual | FY 2023 Adopted | FY 2023 YTD | Estimated Actual | FY 2024 Proposed | FY 2024 Requested |
|---|---|---|---|---|---|---|---|---|
| SC_00028 | Computer Services | 0 | 23,685 | 0 | 0 | | 0 | |
| SC_00036 | Contractual Services | 30,000 | 65,211 | 50,000 | 28,712 | 50,000.00 | 0 | 65,000.00 |
| SC_00040 | Postage/Freight | 0 | 0 | 0 | 41 | 5000.00 | 0 | 5000.00 |
| SC_00045 | Transportation | 0 | 2,631 | 0 | 8,271 | 12,000.00 | 0 | 18,000.00 |
| SC_00062 | Repair And Maintenance | 25,000 | 29,769 | 25,000 | 20,655 | 25,000.00 | 0 | 50,000.00 |
| SC_00083 | Operating Supplies | 15,000 | 16,975 | 15,000 | 0 | 15,000.00 | 0 | 15,000.00 |
| SC_00400 | Travel And Per Diem | 0 | 0 | 0 | 6,800 | 10,000.00 | 0 | 17,000.00 |
| SC_00402 | Data Processing Services | 65,000 | 64,978 | 80,000 | 0 | | 0 | 80,000.00 |
| SC_IT_Profession | IT Professional Services | 0 | 43,968 | 0 | 0 | | 0 | |
| | **Sub-Total of Operating Expenditures** | **135,000** | **247,217** | **170,000** | **64,479** | 117,000.00 | **0** | 250,000.00 |
| SC_00102 | Capital Outlay-equipment | 200,000 | 2,233 | 140,000 | 0 | 140,000.00 | 0 | 140,000.00 |
| | **Sub-Total of Capital Outlay** | **200,000** | **2,233** | **140,000** | **0** | 140,000.00 | **0** | 140,000.00 |
| | **Total of Sa Ct Tch Fs28.24(12)(e)** | **335,000** | **249,449** | **310,000** | **64,479** | 801,346.00 | **0** | 1,180,015.00 |

# FY24 Proposed Budget

*Public Defender*

**MONROE COUNTY**

**KEY WEST**
PUBLIC DEFENDER'S OFFICE
1111 12th STREET SUITE 311
PO BOX 4127
KEY WEST, FL 33041-4127
PHONE: (305) 295-3100

**MARATHON**
PUBLIC DEFENDER'S OFFICE
4695 OVERSEAS HIGHWAY, SUITE 2
MARATHON, FL 33050
PHONE: (305) 289-6015

**PLANTATION KEY**
PUBLIC DEFENDER'S OFFICE
50 HIGH POINT ROAD, SUITE 103
TAVERNIER, FL 33070
PHONE: (305) 853-7410

**Public Defender**
SIXTEENTH JUDICIAL CIRCUIT OF FLORIDA
IN AND FOR MONROE COUNTY

**ROBERT LOCKWOOD**
**PUBLIC DEFENDER**

# Memorandum

To: The Honorable Craig Cates, Mayor, Monroe County Commissioner
The Honorable Holly Raschein, Monroe County Commissioner
The Honorable David Rice, Monroe County Commissioner
The Honorable Michelle Lincoln, Monroe County Commissioner
The Honorable Jim Scholl, Monroe County Commissioner

From: Robert Lockwood, Public Defender, 16th Circuit

CC: Tina Boan, Sr. Budget Manager

Date: May 31, 2023

Re: FY 2024 Budget Request

---

Attached you will find the FY 2024 Budget Request for the Office of the Public Defender, 16th Judicial Circuit.

001 General Fund: $695,332

- Please note the additional $100,000 in Capital Outlay Equipment-Furniture is for the furnishing the Public Defenders new office at 316 Simonton Street

158 Misc Special Revenue Fund- "Court-Related Technology" (money collected in accordance with Section 28.24(12)(e)): $146,000

5/31/2023

Cost Center: **69800 Public Defender**
Fund: **001 General Fund**
Department: **Elected Officials**
Office: **Public Defender**

| | Account | FY 2022 Adopted | FY 2022 Actual | FY 2023 Adopted | FY 2023 YTD | Estimated Actual | FY 2024 Proposed | FY 2024 Requested |
|---|---|---|---|---|---|---|---|---|
| SC_00016 | Regular Salaries & Wages | 129,761 | 130,398 | 141,245 | 63,486 | 141,245 | 152,716 | 152,716 |
| SC_00019 | Fica Taxes | 9,949 | 9,746 | 10,805 | 4,766 | 10,805 | 11,682 | 11,682 |
| SC_00020 | Life And Health Insurance | 26,456 | 24,244 | 27,556 | 9,184 | 27,556 | 28,656 | 28,656 |
| SC_00023 | Retirement Contributions | 14,040 | 14,569 | 16,822 | 7,561 | 16,822 | 17,578 | 17,578 |
| SC_00026 | Workers Compensation | 367 | 367 | 392 | 98 | 392 | 412 | 412 |
| | **Sub-Total of Personal Services** | **180,573** | **179,323** | **196,820** | **85,095** | 196,820 | **211,044** | 211,044 |
| SC_00036 | Contractual Services | 41,254 | 11,839 | 41,254 | 4,075 | 41,254 | 0 | 10,000 |
| SC_00040 | Postage/Freight | 0 | 0 | 27,000 | 0 | 27,000 | 0 | 21,000 |
| SC_00041 | Communications | 0 | 32,718 | 0 | 14,724 | 30,000 | 0 | 30,000 |
| SC_00043 | Phone | 63,100 | 575 | 2,000 | 191 | 2,000 | 0 | 2,000 |
| SC_00046 | Utility Services | 6,324 | 6,209 | 6,324 | 2,153 | 6,324 | 0 | 7,000 |
| SC_00050 | Rentals And Leases | 260,000 | 246,976 | 263,803 | 130,235 | 263,803 | 0 | 272,000 |
| SC_00057 | Risk Management Charges | 5,636 | 5,636 | 6,382 | 0 | 6,382 | 13,846 | 13,846 |
| SC_00062 | Repair And Maintenance | 18,456 | 0 | 18,456 | 0 | 18,456 | 0 | 18,456 |
| SC_00071 | Miscellaneous Expenses | 0 | 391 | 0 | 0 | 0 | 0 | 0 |
| SC_00083 | Operating Supplies | 28,486 | 2,241 | 28,486 | 700 | 28,486 | 0 | 28,486 |
| SC_00400 | Travel And Per Diem | 100 | 0 | 500 | 0 | 500 | 0 | 500 |

Cost Center **69800 Public Defender**
Fund: **001 General Fund**
Department **Elected Officials**
Office **Public Defender**

| Account | | FY 2022 Adopted | FY 2022 Actual | FY 2023 Adopted | FY 2023 YTD | Estimated Actual | FY 2024 Proposed | FY 2024 Requested |
|---|---|---|---|---|---|---|---|---|
| SC_IT_Operating_ | IT Operating Supplies | 0 | 0 | 0 | 0 | 0 | 0 | 0 |
| | **Sub-Total of Operating Expenditures** | **423,356** | **306,585** | **394,205** | **152,078** | 424,205 | **13,846** | 384,288 |
| SC_00102 | Capital Outlay-equipment | 1,023 | 0 | 1,023 | 0 | 1,023 | 0 | 100,000 |
| | **Sub-Total of Capital Outlay** | **1,023** | **0** | **1,023** | **0** | 1,023 | **0** | 100,000 |
| | **Total of Public Defender** | **604,952** | **485,908** | **592,048** | **237,173** | 621,025 | **224,890** | 695,332 |

Cost Center: **69801 Pd Ct Tech Fs28.24(12)(e)**
Fund: **158 Misc Special Revenue Fund**
Department: **Elected Officials**
Office: **Public Defender**

| Account | | FY 2022 Adopted | FY 2022 Actual | FY 2023 Adopted | FY 2023 YTD | Estimated Actual | FY 2024 Proposed | FY 2024 Requested |
|---|---|---|---|---|---|---|---|---|
| SC_00050 | Rentals And Leases | 8,000 | 8,987 | 8,000 | 2,763 | 8,000 | 0 | 8,000 |
| SC_00062 | Repair And Maintenance | 1,000 | 258 | 1,000 | 0 | 1,000 | 0 | 1,000 |
| SC_00083 | Operating Supplies | 21,000 | 29,421 | 21,000 | 9,444 | 21,000 | 0 | 21,000 |
| SC_00084 | Software | 0 | 5,760 | 0 | 0 | 0 | 0 | 0 |
| SC_00147 | Copier Meter Usage Charges | 0 | 0 | 0 | 622 | 1,000 | 0 | 1,000 |
| SC_00402 | Data Processing Services | 20,000 | 0 | 65,000 | 0 | 65,000 | 0 | 65,000 |
| SC_IT_Operating_ | IT Operating Supplies | 0 | 0 | 0 | 0 | 0 | 0 | 0 |
| | **Sub-Total of Operating Expenditures** | **50,000** | **44,425** | **95,000** | **12,829** | 96,000 | **0** | 96,000 |
| SC_00102 | Capital Outlay-equipment | 50,000 | 0 | 50,000 | 0 | 50,000 | 0 | 50,000 |
| | **Sub-Total of Capital Outlay** | **50,000** | **0** | **50,000** | **0** | 50,000 | **0** | 50,000 |
| | **Total of Pd Ct Tech Fs28.24(12)(e)** | **100,000** | **44,425** | **145,000** | **12,829** | 146,000 | **0** | 146,000 |

# FY24 Proposed Budget

## *Judicial Administration*

**BONNIE J. HELMS**
CHIEF JUDGE
**SIXTEENTH JUDICIAL CIRCUIT OF FLORIDA**
FREEMAN JUSTICE CENTER
302 FLEMING STREET
KEY WEST, FLORIDA 33040

RAQUEL GALVAN
JUDICIAL ASSISTANT

TEL: 305 / 292-3480

To: The Honorable Craig Cates, Mayor, Monroe County
The Honorable Holly Merrill Raschein, Mayor Pro Tem, Monroe County
The Honorable David Rice, Monroe County Commissioner
The Honorable Michelle Lincoln, Monroe County Commissioner
The Honorable Jim Scholl, Monroe County Commissioner

From: Bonnie J. Helms, Chief Judge

CC: Roman Gastesi, Monroe County Administrator w/attachments
Tina Boan, Monroe County OMB w/ attachments
The Honorable Kevin Madok, w/attachments

Date: 5/25/2023

Re: FY 2024 Budget Request

In accordance with Section 29.008, Florida Statutes, please find the 16th Judicial Circuit Court's tentative budget request, including local requirements for fiscal year 2024. I am hereby certifying the listing of local requirements as they appear on the attached spreadsheet. The amounts in the column titled "County Obligations" are items defined by Section 29.008, Florida Statutes.

Our 2024 budget request reflects a $153,682 increase from last fiscal year's adopted budget, which can be attributed to an increase in the personnel line items, including salaries and group insurance, as well as in increase in Risk Management expenses. We are requesting a 5% across-the-board salary increase for our county-funded court employees. Pending approval by the Governor, the Florida Legislature's FY 2024 budget includes this increase for all State of Florida employees, including Judicial Branch employees, effective July 1, 2023.

As in previous years, we are requesting a budget from the Court Facilities fund, the Court Technology Fund and the Court Innovations Fund. These funds are derived from fines and/or fees and have no effect on the general fund. We will continue to fund four janitorial staff from the Court Facilities Fund to ensure a full maintenance staff at the Freeman Justice Center and the new Plantation Key Government Center. Although these positions are funded by the Court, they are supervised and under the authority of Monroe County Public Works.

Thank you for your continued support. Please do not hesitate to contact me or our Court Administrator Holly Elomina with any questions regarding our budget request.

# 16th Judicial Circuit Budget Request FY 2024

| General Fund | | | | | | | |
|---|---|---|---|---|---|---|---|
| Cost Center | Cost Center Title | FY 22 Budget | FY 23 Budget | FY 24 Proposed | Difference (+/-) Amount | County Obligation | Certified Local Need Requirement/ Local Need |
| 80001 | Court Administration | 2,527.00 | 2,531.00 | 2,566.00 | 35 | 1,366 | 1,200 |
| 80002 | Judicial Support | 186,339.00 | 196,940.00 | 382,033.00 | 185,093 | 21,696 | 360,337 |
| 82011 | Case Management | 179,805.00 | 196,367.00 | 220,784.00 | 24,417 | 5,018 | 215,766 |
| 82501 | Circuit Court Reporting Services | 1,675.00 | 1,675.00 | 1,575.00 | -100 | 0 | 1,575 |
| 83001 | Circuit Drug Court | 373,631.00 | 352,757.00 | 339,896.00 | -12,861 | 10,751 | 329,145 |
| 83500 | Pretrial Release | 546,610.00 | 564,542.00 | 498,495.00 | -66,047 | 14,400 | 484,095 |
| 83501 | Screening Lab | 227,834.00 | 242,175.00 | 253,032.00 | 10,857 | 0 | 253,032 |
| 83502 | Probation Services** | 421,551.00 | 517,690.00 | 520,819.00 | 3,129 | 520,819 | 0 |
| 84500 | Information Technology | 224,978.00 | 263,876.00 | 273,035.00 | 9,159 | 273,035 | 0 |
| | TOTAL | 2,164,950.00 | 2,338,553.00 | 2,492,235.00 | 153,682 | 847,085 | 1,645,150 |
| **Misc. Special Revenue/Courthouse Facilities** | | | | | | | |
| 81501 | Courthouse Facilities (Fund 163) | 291,523 | 826,922 | 336,754 | | | |
| 82506 | Court Innovations (Misc Special Revenue) | 25,000 | 26,200 | 26,200 | | | |
| 82507 | Court Technology Fund (Misc. Special Revenue) | 118,755 | 123,888 | 119,755 | | | |
| | **Court Administration assumed responsibility for Misdemeanor Probation Services effective 9/1/2019 | | | | | | |

# 16th Judicial Circuit Budget Request FY 2024

| | A | B | C | D | E | F |
|---|---|---|---|---|---|---|
| 1 | | | **FY22** | **FY23** | **Difference** | **% inc/dec** |
| 2 | 80001 | **Court Administration** | | | | |
| 3 | | Personnel | 0.00 | 0.00 | 0.00 | 0% |
| 4 | | Operating | 2,531.00 | 2,566.00 | 35.00 | 0% |
| 5 | 80002 | **Judicial Support** | | | | |
| 6 | | Personnel | 168,577.00 | 341,651.00 | 173,074.00 | 103% |
| 7 | | Operating | 28,363.00 | 40,382.00 | 12,019.00 | 42% |
| 8 | 82011 | **Case Management** | | | | |
| 9 | | Personnel | 190,646.00 | 212,616.00 | 21,970.00 | 12% |
| 10 | | Operating | 5,721.00 | 8,168.00 | 2,447.00 | 43% |
| 11 | 82501 | **Circuit Court Reporting Services** | | | | |
| 12 | | Personnel | 0.00 | 0.00 | 0.00 | |
| 13 | | Operating | 1,675.00 | 1,575.00 | -100.00 | -6% |
| 14 | 83001 | **Circuit Drug Court** | | | | |
| 15 | | Personnel | 89,752.00 | 93,845.00 | 4,093.00 | 5% |
| 16 | | Operating | 263,005.00 | 246,051.00 | -16,954.00 | -6% |
| 17 | 83500 | **Pretrial Release** | | | | |
| 18 | | Personnel | 540,996.00 | 467,645.00 | -73,351.00 | -14% |
| 19 | | Operating | 23,546.00 | 30,850.00 | 7,304.00 | 31% |
| 20 | 83501 | **Screening Lab** | | | | |
| 21 | | Personnel | 165,475.00 | 176,932.00 | 11,457.00 | 7% |
| 22 | | Operating | 76,700.00 | 76,100.00 | -600.00 | -1% |
| 23 | 83502 | **Probation Services** | | | | |
| 24 | | Personnel | 505,760.00 | 510,069.00 | 4,309.00 | 1% |
| 25 | | Operating | 11,930.00 | 10,750.00 | -1,180.00 | -10% |
| 26 | 84500 | **Information Systems** | | | | |
| 27 | | Personnel | 254,607.00 | 261,238.00 | 6,631.00 | 3% |
| 28 | | Operating | 9,269.00 | 11,797.00 | 2,528.00 | 27% |
| 29 | | | | | | |
| 30 | | **TOTAL COURT BUDGET** | 2,338,553.00 | 2,492,235.00 | 153,682.00 | 7% |
| 31 | | | | | | |
| 32 | | | | | | |
| 33 | | TOTAL PERSONNEL | 1,915,813.00 | 2,063,996.00 | 148,183.00 | 8% |
| 34 | | TOTAL OPERATING | 422,740.00 | 428,239.00 | 5,499.00 | 1% |
| 35 | | TOTAL CAPITAL | | | | |
| 36 | | **TOTAL BUDGET** | 2,338,553.00 | 2,492,235.00 | 153,682.00 | 7% |

**MONROE COUNTY**
**BOARD OF COUNTY COMMISSIONERS**
**POSITION DETAIL-'23-24**
**by Fund, Cost Center**

***GENERAL FUND - 80002 Judicial Support***

| Title | Name | FLSA | FTE | Direct Salary | FICA | Retirement | Group Ins. | Work. Comp. | Total |
|---|---|---|---|---|---|---|---|---|---|
| Chief Deputy Court Administrator | Triplett | | 1.00 | $ 116,550.00 | $ 8,916.08 | $ 13,414.91 | $ 14,328.00 | $ 348.48 | $ 153,557.46 |
| Senior Attorney | Walsh | | 1.00 | $ 91,466.00 | $ 6,997.15 | $ 10,527.74 | $ 14,328.00 | $ 273.48 | $ 123,592.37 |
| Judicial Staff Assistant | Barber | | 1.00 | $ 42,000.00 | $ 3,213.00 | $ 4,834.20 | $ 14,328.00 | $ 125.58 | $ 64,500.78 |
| | | | | | $ - | $ - | | $ - | $ - |
| | | | **3.00** | **250,016.00** | **19,126.22** | **28,776.84** | **42,984.00** | **747.55** | **341,650.61** |

assumes FICA (7.65%), Retirement (11.51%)
Workers Comp formula is salary times .23 times 1.3%

**MONROE COUNTY**
**BOARD OF COUNTY COMMISSIONERS**
**POSITION DETAIL '23-24**
**by Fund, Cost Center**

***GENERAL FUND - Case Management***

| Title | Name | FLSA | FTE | Direct Salary | FICA | Retirement | Group Ins. | Work. Comp. | Total |
|---|---|---|---|---|---|---|---|---|---|
| | | | | | | | | | |
| Program Specialist | Porter | ✓ | 1.00 | $ 45,000.00 | $ 3,442.50 | $5,179.50 | $ 14,328.00 | $ 134.55 | $ 68,084.55 |
| Program Specialist | Rang | ✓ | 1.00 | $ 51,000.00 | $ 3,901.50 | $5,870.10 | $ 14,328.00 | $ 152.49 | $ 75,252.09 |
| Program Specialist | Goodman | ✓ | 1.00 | $ 46,000.00 | $ 3,519.00 | $5,294.60 | $ 14,328.00 | $ 137.54 | $ 69,279.14 |
| | | | **3.00** | **$ 142,000.00** | **$ 10,863.00** | **$16,344.20** | **$42,984.00** | **$ 424.58** | **$ 212,615.78** |

assumes FICA (7.65%); Retirement (11.51%)
Workers Comp formula is salary times .23 x 1.3%

5/24/2023

**MONROE COUNTY**
**BOARD OF COUNTY COMMISSIONERS**
**POSITION DETAIL'23-24**
**by Fund, Cost Center**

***GENERAL FUND - 83001 Drug Court***

assumes no change in FICA (7.65%)
Retirement 11.51%
Workers Comp formula is salary x 4.15 x 1.3%

| Title | Name | FLSA | FTE | Direct Salary | FICA | Retirement | Group Ins. | Work. Comp. | Total |
|---|---|---|---|---|---|---|---|---|---|
| Senior Case Manager | Winne | ✓ | 1.00 | $63,841.00 | $ 4,883.84 | $ 7,348.10 | $ 14,328.00 | $ 3,444.22 | $ 93,845.16 |
| | | | | | | | | | |
| | | | **1.00** | **$ 63,841.00** | **$ 4,883.84** | **$ 7,348.10** | **$ 14,328.00** | **$ 3,444.22** | **$ 93,845.16** |

5/24/2023

**MONROE COUNTY**
**BOARD OF COUNTY COMMISSIONERS**
**POSITION DETAIL '23-24**
**by Fund, Cost Center**

***GENERAL FUND - 83500 Pretrial Services***

| Title | Name | FLSA | FTE | Direct Salary | FICA | Retirement | Group Ins. | Work. Comp. | Total |
|---|---|---|---|---|---|---|---|---|---|
| PTS Manager | Wiles | | 1.00 | $ 58,645.00 | $ 4,486.34 | $ 6,750.04 | $ 14,328.00 | $ 3,163.90 | $ 87,373.28 |
| PTS Officer-Lead Worker | Barnett | ✓ | 1.00 | $ 59,948.00 | $ 4,586.02 | $ 6,900.01 | $ 14,328.00 | $ 3,234.19 | $ 88,996.23 |
| PTS Officer | Baratov | ✓ | 1.00 | $ 45,025.00 | $ 3,444.41 | $ 5,182.38 | $ 14,328.00 | $ 2,429.10 | $ 70,408.89 |
| PTS Officer | Lambertus | ✓ | 1.00 | $ 51,684.00 | $ 3,953.83 | $ 5,948.83 | $ 14,328.00 | $ 2,788.35 | $ 78,703.01 |
| PTS Officer | Beerbower | ✓ | 1.00 | $ 45,025.00 | $ 3,444.41 | $ 5,182.38 | $ 14,328.00 | $ 2,429.10 | $ 70,408.89 |
| PTS Officer | Martinez | ✓ | 1.00 | $ 44,500.00 | $ 3,404.25 | $ 5,121.95 | $ 14,328.00 | $ 2,400.78 | $ 69,754.98 |
| | | | **6.00** | **$ 304,827.00** | **$ 23,319.27** | **$ 35,085.59** | **$ 85,968.00** | **$ 16,445.42** | **$ 465,645.27** |

FICA 7.65%; Retirement 11.51%; Workers Comp salary x 4.15 x 1.3%

**MONROE COUNTY**
**BOARD OF COUNTY COMMISSIONERS**
**POSITION DETAIL '23-24**
**by Fund, Cost Center**

***GENERAL FUND - Probation Services***

| Title | Name | FLSA | FTE | Direct Salary | FICA | Retirement | Group Ins. | Work. Comp. | Total |
|---|---|---|---|---|---|---|---|---|---|
| Manager | Tintera | | 1.00 | $ 66,389.00 | $ 5,078.76 | $ 7,641.37 | $ 14,328.00 | $ 3,581.69 | $ 97,018.82 |
| Probation Officer | Reyes | ✓ | 1.00 | $ 45,550.00 | $ 3,484.58 | $ 5,242.81 | $ 14,328.00 | $ 2,457.42 | $ 71,062.80 |
| Probation Officer | McNally | ✓ | 1.00 | $ 48,000.00 | $ 3,672.00 | $ 5,524.80 | $ 14,328.00 | $ 2,589.60 | $ 74,114.40 |
| Probation Officer | Hensel | ✓ | 1.00 | $ 47,250.00 | $ 3,614.63 | $ 5,438.48 | $ 14,328.00 | $ 2,549.14 | $ 73,180.24 |
| Pobation Officer | Storr | ✓ | 1.00 | $ 43,050.00 | $ 3,293.33 | $ 4,955.06 | $ 14,328.00 | $ 2,322.55 | $ 67,948.93 |
| Probation AA | Garcia | ✓ | 1.00 | $ 36,750.00 | $ 2,811.38 | $ 4,229.93 | $ 14,328.00 | $ 1,982.66 | $ 60,101.96 |
| New Probation Officer | Barrera | ✓ | 1.00 | $ 42,000.00 | $ 3,213.00 | $ 4,834.20 | $ 14,328.00 | $ 2,265.90 | $ 66,641.10 |
| | | | **7.00** | **$ 328,989.00** | **$ 25,167.66** | **$ 37,866.63** | **$ 100,296.00** | **$ 17,748.96** | **$ 510,068.25** |

FICA 7.65%; Retirement 11.51%; Workers Comp salary x 4.15 x 1.3%

**MONROE COUNTY**
**BOARD OF COUNTY COMMISSIONERS**
**POSITION DETAIL '23-24**
**by Fund, Cost Center**

***GENERAL FUND - 83501 General Operations - Screening Lab***

| Title | Name | FLSA | FTE | Direct Salary | FICA | Retirement | Group Ins. | Work. Comp | Total |
|---|---|---|---|---|---|---|---|---|---|
| Lab Manager | Vazquez | | 1.00 | $ 58,245.00 | $ 4,455.74 | $ 6,704.00 | $ 14,328.00 | $ 3,142.32 | $ 86,875.06 |
| Lab Technicians* | Finigan | | | $ 20,800.00 | $ 1,591.20 | $ 2,394.08 | | $ 1,122.16 | $ 25,907.44 |
| FT Lab Technician | VACANT | | 1.00 | $ 40,000.00 | $ 3,060.00 | $ 4,604.00 | $ 14,328.00 | $ 2,158.00 | $ 64,150.00 |
| | | | **2.00** | **$ 119,045.00** | **$ 9,106.94** | **$ 13,702.08** | **$ 28,656.00** | **$ 6,422.48** | **$ 176,932.50** |

FICA 7.65%; Retirement 11.51%; Workers Comp 4.15 x 1.3%

PK--8 hours per week 25.00 $10,400
MR--8 hours per week 25.00 $10,400

**MONROE COUNTY**
**BOARD OF COUNTY COMMISSIONERS**
**POSITION DETAIL '23-'24**
**by Fund, Cost Center**

***GENERAL FUND - 84500 General Operations - Information Systems***

| Title | Name | FLSA | FTE | Direct Salary | FICA | Retirement | Group Ins. | Work. Comp | Total |
|---|---|---|---|---|---|---|---|---|---|
| Info Systems Admin | Figueroa | | 1.00 | $ 75,600.00 | $ 5,783.40 | $ 8,701.56 | $ 14,328.00 | $1,012.28 | $ 105,425.24 |
| Sr. User Support Analyst | VACANT | ✓ | 1.00 | $ 54,600.00 | $ 4,176.90 | $ 6,284.46 | $ 14,328.00 | $ 731.09 | $ 80,120.45 |
| User Support Analyst | Suarez | ✓ | 1.00 | $ 50,925.00 | $ 3,895.76 | $ 5,861.47 | $ 14,328.00 | $ 681.89 | $ 75,692.12 |
| | | | **3.00** | **$ 181,125.00** | **$ 13,856.06** | **$20,847.49** | **$ 42,984.00** | **$2,425.26** | **$ 261,237.81** |

FICA 7.65%; Retirement 11.51%; Workers Comp 1.03 x 1.3%

**MONROE COUNTY**
**BOARD OF COUNTY COMMISSIONERS**
**POSITION DETAIL '23-'24**
**by Fund, Cost Center**

***81501 - Court Facilities***

| Title | Name | FLSA | FTE | Direct Salary | FICA | Retirement | Group Ins. | Work. Comp | Total |
|---|---|---|---|---|---|---|---|---|---|
| Custodian--FJC | Galiano | | 1.00 | $39,084.00 | $ 2,989.93 | $ 4,498.57 | $ 14,328.00 | $2,175.42 | $ 63,075.91 |
| Custodian--FJC | DeArmas | | 1.00 | $39,778.00 | $ 3,043.02 | $ 4,578.45 | $ 14,328.00 | $2,214.04 | $ 63,941.51 |
| Custodian--PK | Iglesias | | 1.00 | $ 37,017.00 | $ 2,831.80 | $ 4,260.66 | $ 14,328.00 | $2,060.37 | $ 60,497.82 |
| Custodian--PK | Rodriquez | | 1.00 | $ 37,017.00 | $ 2,831.80 | $ 4,260.66 | $ 14,328.00 | $2,060.37 | $ 60,497.82 |
| | | | **4.00** | **$ 152,896.00** | **$ 11,696.54** | **$17,598.33** | **$ 57,312.00** | **$8,510.19** | **$ 248,013.06** |

FICA 7.65%; Retirement 11.51%; Workers Comp 5.06 times 1.10%

| | | | | | | |
|---|---|---|---|---|---|---|
| **80001** | | **Court Administration** | | | | |
| | **SC_00040** | **Phone & Postage** | Postage | 400 | **400** | |
| | **SC_00057** | **Risk Management** | fixed cost | | **66** | |
| | **SC-00071** | **Miscellaneous Expenses** | county employee recognition items<br>Cintas Medical--First Aid Kits | *900* | **900** | |
| | **SC_00085** | **Books, Pubs, Subs, Educ, Mem** | | *1200* | **1200** | |
| | | **Subtotal Operating Expense** | | | | **2,566** |
| | | **TOTAL COURT ADMIN** | | | | **2,566** |

| 80002 | Judicial Support | | | | |
|---|---|---|---|---|---|
| SC_00016 | Salaries | 3 FTE | 250,016 | | |
| SC_00019 | FICA | | 19126 | | |
| SC_00020 | Insurance | 2 FTE | 42984 | | |
| SC_00023 | Retirement | | 28777 | | |
| SC_00026 | Workers Comp | | 748 | | |
| | Subtotal Personnel | | | | ***341,651*** |
| SC_00043 | Phones | | | **1200** | |
| | | SUNCOM Conference Call Line | 1200 | | |
| SC_00050 | Rentals and Leases | | | ***9986*** | |
| | | Car (2 leases) | 9986 | | |
| SC_00057 | Risk Management | | | **20496** | |
| SC_00062 | Repair and Maintenance | | | **1000** | |
| SC_00068 | Advertising | | | **500** | |

| | | | | | |
|---|---|---|---|---|---|
| SC_00071 | **Miscellaneous Expenses** | car tags/misc expenses | | ***1500*** | |
| SC_00078 | **Office Supplies** | 3 users ($300 each) | | ***900*** | |
| SC_00082 | **Internal Fuel** | | | **1800** | |
| SC_00083 | **Operating Supplies** | | | ***1000*** | |
| SC_00085 | **Books,Pubs, Subs, Educ,Mem** | | | ***1500*** | |
| SC_00400 | **Travel and Per Diem** | | | **500** | |
| | **Subtotal Operating Expense** | | | | **40,382** |
| | **TOTAL JUDICIAL** | | | | **382,033** |

## 82011 Case Management

| | | | | | |
|---|---|---|---|---|---|
| SC_00016 | Salaries | 3 FTE | 142,000 | | |
| SC_00019 | FICA | | 10863 | | |
| SC_00020 | Insurance | 3 FTE | 42984 | | |
| SC_00023 | Retirement | | 16344 | | |
| SC_00026 | Workers Comp | | 425 | | |
| | Subtotal Personnel | | | | 212,616 |
| SC_00040 | Phone & Postage | | | 480 | |
| | | Postage | 480 | | |
| SC_00057 | Risk Management | fixed cost | | 4538 | |
| SC_00064 | Printing | | | 300 | |
| SC_00068 | Advertising | | | 500 | |
| SC_00078 | Office Supplies | 3 employees @ $300 each | | 900 | |
| SC_00083 | Operating Supplies | | | 250 | |
| SC_00400 | Travel and Per Diem | | | 1200 | |
| | Subtotal Operating Expense | | | | 8,168 |
| | TOTAL Case Management | | | | 220,784 |

| | | | | | |
|---|---|---|---|---|---|
| **82501** | | **Court Reporting** | | | |
| | **SC_00085** | **Books,Pubs, Subs, Educ,Mem** | NCRA 5@$315 memberships | ***1575*** | |
| | | **Subtotal Operating Expense** | | | **1575** |
| | | **TOTAL Court Reporting** | | | **1,575** |

| | | | | | | |
|---|---|---|---|---|---|---|
| **83001** | | **Drug Court** | | | | |
| | **SC_00016** | **Salaries** | 1 FTE | 63,841 | | |
| | **SC_00019** | **FICA salaries** | | 4884 | | |
| | **SC_00020** | **Insurance** | 1 FTE | 14328 | | |
| | **SC_00023** | **Retirement** | | 7348 | | |
| | **SC_00026** | **Workers Comp** | | 3444 | | |
| | | **Subtotal Personnel** | | | | ***93,845*** |
| | **SC_00036** | **Other Contractual Services** | Drug Court Treatment-Counseling Services | | **230000** | |
| | **SC_00057** | **Risk Management** | fixed cost | | **10751** | |
| | **SC_00064** | **Printing** | | | ***250*** | |
| | **SC_00068** | **Advertising** | | | ***250*** | |
| | **SC_00078** | **Office Supplies** | 1 @ 300.00 | 300 | ***300*** | |
| | **SC_00083** | **Operating Supplies** | | | **500** | |

| | | | | | | |
|---|---|---|---|---|---|---|
| | **SC_00085** | **Books,Pubs, Subs, Educ,Mem** | | | ***1000*** | |
| | | | Books/Notary | 1000 | | |
| | **SC_00400** | **Travel and Per Diem** | | | **3000** | |
| | | | Annual Training | 2500 | | |
| | | | In-County Travel | 500 | | |
| | | **Subtotal Operating Expense** | | | | **246,051** |
| | | **TOTAL Drug Court** | | | | **339,896** |

| | | | | | | |
|---|---|---|---|---|---|---|
| **83500** | | **Pretrial Services** | | | | |
| | **SC_00016** | **Salaries** | 6 FTE | 304,827 | | |
| | **SC_00018** | **Overtime** | | 2,000 | | |
| | **SC_00019** | **FICA** | | 23319 | | |
| | **SC_00020** | **Insurance** | | 85968 | | |
| | **SC_00023** | **Retirement** | | 35086 | | |
| | **SC_00026** | **Workers Comp** | | 16445 | | |
| | | **Subtotal Personnel** | | | | ***467,645*** |
| | **SC_00036** | **Other Contractual Service** | | | ***4000*** | |
| | | | Electronic Monitoring | 3000 | | |
| | | | out of county drug testing | 1000 | | |
| | **SC_0004** | **Phone & Postage** | | | **480** | |
| | | | Postage | 480 | | |
| | **SC_00057** | **Risk Management** | fixed cost | | **13920** | |
| | **SC_00064** | **Printing** | | | ***500*** | |
| | **SC_00068** | **Advertising** | | | ***500*** | |
| | **SC_00071** | **Office Supplies** | 6 FTE @300 | | ***1800*** | |
| | | | | 1800 | | |
| | **SC_00083** | **Operating Supplies** | non-consumable office supplies | | ***250*** | |
| | **SC_00085** | **Books,Pubs, Subs, Educ,Mem** | notaries, conference reg., etc. | | ***2400*** | |
| | **SC_00040** | **Travel and Per Diem** | | | ***7000*** | |
| | | | In-county staff travel | 2000 | | |
| | | | Staff training travel | 5000 | | |
| | | **Subtotal Operating Expense** | | | | **30,850** |
| | | **TOTAL Pretrial** | | | | **498,495** |

| | | | | | | |
|---|---|---|---|---|---|---|
| **83501** | | **Screening Lab** | | | | |
| | **SC_00016** | **Salaries** | 2 FTE | 119,045 | | |
| | **SC_00019** | **FICA** | | 9107 | | |
| | **SC_00020** | **Insurance** | *2 FTE* | 28656 | | |
| | **SC_00023** | **Retirement** | | 13702 | | |
| | **SC_00026** | **Workers Comp** | | 6422 | | |
| | | **Subtotal Personnel** | | | | ***176,932*** |
| | **SC_00036** | **Other Contractual Services** | Medical Review Officer | | **8000** | |
| | | | Thermo Fisher | | | |
| | | | Medical Waste Disposal | | | |
| | **SC_00068** | **Advertising** | | | ***500*** | |
| | **SC_00078** | **Office Supplies** | | | ***600*** | |
| | | | 2 @ 300 | 600 | | |
| | **SC_00083** | **Operating Supplies** | | | ***60000*** | |
| | | | adult drug tests | 26500 | | |
| | | | juvenile drug tests | 26500 | | |
| | | | containers/gloves | 7000 | | |
| | **SC_00040** | **Travel** | | | ***7000*** | |
| | | | in county travel | 7000 | | |
| | | **Subtotal Operating Expense** | | | | **76,100** |
| | | **TOTAL Screening Lab** | | | | **253,032** |

| | | | | | | |
|---|---|---|---|---|---|---|
| **83502** | | **Probation** | | | | |
| | **SC_00016** | **Salaries** | 7 FTE | 328,989 | | |
| | **SC_00019** | **FICA** | | 25168 | | |
| | **SC_00020** | **Insurance** | 7 FTE | 100296 | | |
| | **SC_00023** | **Retirement** | | 37867 | | |
| | **SC_00026** | **Workers Comp** | | 17749 | | |
| | | **Subtotal Personnel** | | | | ***510,069*** |
| | **SC_00064** | **Printing** | | | ***500*** | |
| | **SC_00068** | **Advertising** | | | ***500*** | |
| | **SC_00078** | **Office Supplies** | 7 @ 300 | | ***2100*** | |
| | | | | 2100 | | |
| | **SC_00083** | **Operating Supplies** | non-consumable office supplies | | ***250*** | |
| | **SC_00085** | **Books,Pubs, Subs, Educ,Mem** | notaries, conference reg., etc. | | ***2400*** | |
| | **SC_00400** | **Travel and Per Diem** | | | ***5000*** | |
| | | | In-county staff travel | 500 | | |
| | | | Staff training travel/Conference | 4500 | | |
| | | **Subtotal Operating Expense** | | | | **10,750** |
| | | **TOTAL Probation** | | | | **520,819** |

| | | | | | | |
|---|---|---|---|---|---|---|
| **84500** | | **Information Technology** | | | | |
| | **SC_00016** | **Salaries** | 3 FTE | 181,125 | | |
| | **SC_00019** | **FICA** | | 13856 | | |
| | **SC_00020** | **Insurance** | 3 FTE | 42984 | | |
| | **SC_00023** | **Retirement** | | 20848 | | |
| | **SC_00026** | **Workers Comp** | | 2425 | | |
| | | **Subtotal Personnel** | | | | **261,238** |
| | **SC_00043** | **Phone** | | | **2281** | |
| | | | Pretrial Services OSNC Circuit DJJ | 792 | | |
| | | | PTS 294-7288 | 1309 | | |
| | | | AT&T | 180 | | |
| | **SC_00057** | **Risk Management** | fixed cost | | **5616** | |
| | **SC_00078** | **Office Supplies** | 3 employees @ $300 | | **900** | |
| | **SC_00085** | **Books, Pubs, Subs** | | | **1500** | |
| | | | CITOC | | | |
| | **SC_00400** | **Travel** | | | **1500** | |
| | | | In-County Travel | | | |
| | | | FDLE Certification/Training | | | |
| | | **Subtotal Operating Expense** | | | | **11,797** |
| | | **TOTAL Information Technology** | | | | **273,035** |

| | | | | | |
|---|---|---|---|---|---|
| **82506** | | **Court Innovations Fund** | | | |
| | **SC-00036** | **Other Contactual** | New Probation Software | **18,900.00** | |
| | **SC_00102** | **Capital Outlay-equipment** | | **8,000.00** | |
| | | | **TOTAL COURT INNOVATIONS FUND** | | **26,900.00** |

| 82507 | Court Technology Fund | | | |
|---|---|---|---|---|
| SC_00036 | Other Contractual Services | | | 19466 |
| | | Pretrial Case Mgmt Software | 8266 | |
| | | Presidio Network | 1200 | |
| | | Website Hosting/Development | 10000 | |
| SC_00043 | Phones | | | 6678 |
| | | Efax | 678 | |
| | | Judges' Iphones/Ipads/Samsung Phones | 6000 | |
| SC_00050 | Rentals and Leases | | | 12992 |
| | | Canon Multi-function Copiers (3 courthouses) | | |
| SC_00062 | Repair and Maintenance | | | 2591 |
| | | SmartNet | 1191 | |
| | | Palo Alto Firewall | 1400 | |
| SC_00083 | Operating Supplies | | | 10800 |
| | | Network Cables and Connectors | 800 | |
| | | Toner for all Programs | 10000 | |
| SC_00085 | Books, Pubs, Subs | | | 33600 |
| | | Malwarebytes | 5700 | |
| | | Office 365 | 18500 | |
| | | Adobe | 6500 | |
| | | Solarwinds Support | 2900 | |
| SC_000147 | Copier Meter Usage Charges | | | 10128 |
| SC_000102 | Capital Outlay | | | 23500 |
| | | Network Peripherals | 3500 | |
| | | Computers--Desktops (10) | 20000 | |
| | | **TOTAL COURT TECHNOLOGY FUND** | | **119,755** |

| | | | | | | |
|---|---|---|---|---|---|---|
| **81501** | | **Courthouse Facilities** | | | | |
| | **SC_00016** | **Salaries** | 4 FTE | 152,896 | | |
| | **SC_00019** | **FICA** | | 11697 | | |
| | **SC_00020** | **Insurance** | 4 FTE | 57312 | | |
| | **SC_00023** | **Retirement** | | 17598 | | |
| | **SC_00026** | **Workers Comp** | | 8510 | | |
| | | **Subtotal Personnel** | | | | **248,013** |
| | **SC_00041** | **Communications** | Miami Bandwidth/Internet/Metro-E | | **33,060** | |
| | | | Quality Technology | 9836 | | |
| | | | SBC Internet Service | 3768 | | |
| | | | Comcast Business | 7670 | | |
| | | | Marathon | 9000 | | |
| | | | Comcast-FJC | 840 | | |
| | | | Comcast--PK | 1,946 | | |
| | **SC_00050** | **Rentals and Leases** | Jury Water Coolers (10 Courtrooms) | | **9,381** | |
| | | | Urinalysis Lab Cooler | | | |
| | **SC_00062** | **Repair and Maintenance** | | | **30,000** | |
| | | | PA System/Microphones/DCR/Mixers | | | |
| | | | New PK Courthouse systems | | | |
| | **SC_00071** | **Miscellaneous** | | | **5,000** | |
| | **SC_00083** | **Operating Expense** | | | **7,500** | |
| | **SC_00085** | **Books, Pubs, Subs** | | | | |
| | | | Meraki Wireless Support--3 courthouses | | **3,800** | |
| | | **Subtotal Operating** | | | | **88,741** |
| | | **TOTAL Court Facilities** | | | | **336,754** |

Cost Center **80001 Court Administration**
Fund: **001 General Fund**
Department **Elected Officials**
Office **Judicial Administration**

| Account | | FY 2022 Adopted | FY 2022 Actual | FY 2023 Adopted | FY 2023 YTD | Estimated Actual | FY 2024 Proposed | FY 2024 Requested |
|---|---|---|---|---|---|---|---|---|
| SC_00040 | Postage/Freight | 0 | 500 | 400 | 15 | 100 | 0 | 400 |
| SC_00043 | Phone | 400 | 0 | 0 | 0 | 0 | 0 | 0 |
| SC_00057 | Risk Management Charges | 27 | 26 | 31 | 0 | 31 | 66 | 66 |
| SC_00071 | Miscellaneous Expenses | 900 | 528 | 900 | 50 | 300 | 0 | 900 |
| SC_00083 | Operating Supplies | 0 | 60 | 0 | 0 | 0 | 0 | 0 |
| SC_00085 | Books,pubs,subs,educ,mem. | 1,200 | 860 | 1,200 | 350 | 600 | 0 | 1200 |
| | **Sub-Total of Operating Expenditures** | **2,527** | **1,975** | **2,531** | **415** | 1,031 | **66** | 2,566 |
| | **Total of Court Administration** | **2,527** | **1,975** | **2,531** | **415** | 1,031 | **66** | 2,566 |

Cost Center: **80002 Judicial Support**
Fund: **001 General Fund**
Department: **Elected Officials**
Office: **Judicial Administration**

| | Account | FY 2022 Adopted | FY 2022 Actual | FY 2023 Adopted | FY 2023 YTD | Estimated Actual | FY 2024 Proposed | FY 2024 Requested |
|---|---|---|---|---|---|---|---|---|
| SC_00016 | Regular Salaries & Wages | 111,816 | 104,285 | 117,655 | 43,573 | 102,112 | 0 | 250,016 |
| SC_00019 | Fica Taxes | 8,554 | 7,703 | 9,001 | 3,231 | 7,572 | 0 | 19,126 |
| SC_00020 | Life And Health Insurance | 26,456 | 24,244 | 27,556 | 9,184 | 27,556 | 0 | 42,984 |
| SC_00023 | Retirement Contributions | 11,920 | 11,628 | 14,013 | 5,190 | 12,159 | 0 | 28,777 |
| SC_00026 | Workers Compensation | 334 | 334 | 352 | 88 | 352 | 0 | 748 |
| | **Sub-Total of Personal Services** | **159,080** | **148,193** | **168,577** | **61,266** | 149,751 | **0** | 341,651 |
| SC_00040 | Postage/Freight | 0 | 500 | 0 | 0 | Ø | 0 | Ø |
| SC_00041 | Communications | 0 | 713 | 0 | 0 | Ø | 0 | Ø |
| SC_00043 | Phone | 1,200 | 474 | 1,200 | 275 | 600 | 0 | 1200 |
| SC_00050 | Rentals And Leases | 9,216 | 8,819 | 9,216 | 5,039 | 9,216 | 0 | 9,986 |
| SC_00057 | Risk Management Charges | 8,343 | 8,265 | 9,447 | 0 | 9,447 | 20,496 | 20,496 |
| SC_00062 | Repair And Maintenance | 1,000 | 0 | 1,000 | 0 | Ø | 0 | 1000 |
| SC_00064 | Printing And Binding | 0 | 143 | 0 | 334 | 334 | 0 | Ø |
| SC_00068 | Advertising | 600 | 225 | 600 | 180 | 180 | 0 | 500 |
| SC_00071 | Miscellaneous Expenses | 1,500 | 1,454 | 1,500 | 344 | 1,000 | 0 | 1,500 |
| SC_00078 | Office Supplies | 600 | 189 | 600 | 59 | 300 | 0 | 900 |
| SC_00081 | Gasoline | 0 | 448 | 0 | 285 | 285 | 0 | Ø |

Cost Center **80002 Judicial Support**
Fund: **001 General Fund**
Department **Elected Officials**
Office **Judicial Administration**

| Account | | FY 2022 Adopted | FY 2022 Actual | FY 2023 Adopted | FY 2023 YTD | Estimated Actual | FY 2024 Proposed | FY 2024 Requested |
|---|---|---|---|---|---|---|---|---|
| SC_00082 | Internal Fuel | 1,800 | 632 | 1,800 | 92 | 200 | 0 | 1,800 |
| SC_00083 | Operating Supplies | 1,000 | 1,080 | 1,000 | 173 | 200 | 0 | 1,000 |
| SC_00085 | Books,pubs,subs,educ,mem. | 1,500 | 770 | 1,500 | 240 | 750 | 0 | 1,500 |
| SC_00128 | Health Savings Account Annual Employer Contribution | 0 | 500 | 0 | 0 | ∅ | 0 | ∅ |
| SC_00400 | Travel And Per Diem | 500 | 1,371 | 500 | 316 | 500 | 0 | 500 |
| | **Sub-Total of Operating Expenditures** | **27,259** | **25,583** | **28,363** | **7,337** | 23,212 | **20,496** | 40,382 |
| | **Total of Judicial Support** | **186,339** | **173,776** | **196,940** | **68,603** | 172,963 | **20,496** | 382,033 |

Cost Center **81501 Courthouse Facilities**
Fund: **163 Court Facilities Fees Trust (602)**
Department **Elected Officials**
Office **Judicial Administration**

| | Account | FY 2022 Adopted | FY 2022 Actual | FY 2023 Adopted | FY 2023 YTD | Estimated Actual | FY 2024 Proposed | FY 2024 Requested |
|---|---|---|---|---|---|---|---|---|
| SC_00016 | Regular Salaries & Wages | 134,369 | 72,305 | 152,874 | 35,080 | 80,933 | 165,127 | 152,896 |
| SC_00018 | Overtime | 0 | 0 | 0 | 0 | Ø | 0 | Ø |
| SC_00019 | Fica Taxes | 10,280 | 5,314 | 11,693 | 2,619 | 6,037 | 12,634 | 11,697 |
| SC_00020 | Life And Health Insurance | 52,912 | 24,244 | 55,112 | 18,368 | 55,112 | 57,312 | 57,312 |
| SC_00023 | Retirement Contributions | 14,439 | 8,078 | 18,208 | 4,178 | 9,608 | 26,271 | 17,598 |
| SC_00026 | Workers Compensation | 7,480 | 7,480 | 5,764 | 1,441 | 5764 | 5,664 | 8,510 |
| | **Sub-Total of Personal Services** | **219,480** | **117,421** | **243,651** | **61,686** | 154,474 | **267,008** | 248,013 |
| SC_00010 | Equipment and Furniture | 0 | 143,098 | 0 | 0 | Ø | 0 | Ø |
| SC_00036 | Contractual Services | 520,000 | 0 | 500,000 | 14,336 | 14,336 | 0 | Ø |
| SC_00038 | Professional Services | 0 | 0 | 0 | 0 | Ø | 0 | Ø |
| SC_00040 | Postage/Freight | 0 | 26,981 | 0 | 0 | Ø | 0 | Ø |
| SC_00041 | Communications | 0 | 21,571 | 0 | 10,768 | 16,000 | 0 | 33,060 |
| SC_00043 | Phone | 21,616 | 0 | 30,874 | 0 | Ø | 0 | Ø |
| SC_00050 | Rentals And Leases | 6,097 | 8,466 | 6,097 | 4,306 | 8,000 | 0 | 9,381 |
| SC_00062 | Repair And Maintenance | 23,500 | 48,849 | 30,000 | 19,561 | 25,000 | 0 | 30,000 |
| SC_00071 | Miscellaneous Expenses | 180,662 | 3,039 | 5,000 | 1,928 | 2,500 | 0 | 5,000 |
| SC_00083 | Operating Supplies | 7,500 | 207,229 | 7,500 | 1,238 | 3,000 | 0 | 7,500 |

Cost Center **81501 Courthouse Facilities**
Fund: **163 Court Facilities Fees Trust (602)**
Department **Elected Officials**
Office **Judicial Administration**

| Account | | FY 2022 Adopted | FY 2022 Actual | FY 2023 Adopted | FY 2023 YTD | Estimated Actual | FY 2024 Proposed | FY 2024 Requested |
|---|---|---|---|---|---|---|---|---|
| SC_00085 | Books,pubs,subs,educ,mem. | 3,445 | 0 | 3,800 | 0 | 1,000 | 0 | 3,800 |
| SC_00381 | Capital Outlay Computer/Equipment | 0 | 1,699 | 0 | 0 | ϕ | 0 | ϕ |
| SC_00400 | Travel And Per Diem | 0 | 0 | 0 | 0 | ϕ | 0 | ϕ |
| | **Sub-Total of Operating Expenditures** | **762,820** | **460,932** | **583,271** | **52,136** | 69,836 | **0** | 88,741 |
| SC_00102 | Capital Outlay-equipment | 15,000 | 0 | 0 | 5,217 | 5,217 | 0 | ϕ |
| SC_00382 | Capital Outlay Equipment Communication/Audio | 0 | 66,484 | 0 | 0 | ϕ | 0 | ϕ |
| | **Sub-Total of Capital Outlay** | **15,000** | **66,484** | **0** | **5,217** | 5,217 | **0** | ϕ |
| | **Total of Courthouse Facilities** | **997,300** | **644,838** | **826,922** | **119,039** | 229,522 | **267,008** | 336,754 |

Cost Center **82011 Case Management**
Fund: **001 General Fund**
Department **Elected Officials**
Office **Judicial Administration**

| | Account | FY 2022 Adopted | FY 2022 Actual | FY 2023 Adopted | FY 2023 YTD | Estimated Actual | FY 2024 Proposed | FY 2024 Requested |
|---|---|---|---|---|---|---|---|---|
| SC_00016 | Regular Salaries & Wages | 113,518 | 104,881 | 124,573 | 41,420 | 101,566 | 0 | 142,000 |
| SC_00019 | Fica Taxes | 8,685 | 7,061 | 9,530 | 2,927 | 7,247 | 0 | 10,863 |
| SC_00020 | Life And Health Insurance | 39,684 | 36,366 | 41,334 | 13,776 | 41,334 | 0 | 42,984 |
| SC_00023 | Retirement Contributions | 12,101 | 11,689 | 14,837 | 4,933 | 12,099 | 0 | 16,344 |
| SC_00024 | Unemployment Compensation | 0 | 0 | 0 | 0 | 0 | 0 | 0 |
| SC_00026 | Workers Compensation | 340 | 340 | 372 | 93 | 372 | 0 | 425 |
| | **Sub-Total of Personal Services** | **174,328** | **160,337** | **190,646** | **63,150** | 162,618 | **0** | 212,616 |
| SC_00040 | Postage/Freight | 0 | 0 | 480 | 0 | 100 | 0 | 480 |
| SC_00043 | Phone | 480 | 0 | 0 | 0 | 0 | 0 | 0 |
| SC_00057 | Risk Management Charges | 1,847 | 1,550 | 2,091 | 0 | 2,091 | 4,538 | 4,538 |
| SC_00064 | Printing And Binding | 300 | 0 | 300 | 0 | 0 | 0 | 300 |
| SC_00068 | Advertising | 500 | 0 | 500 | 450 | 450 | 0 | 500 |
| SC_00071 | Miscellaneous Expenses | 0 | 245 | 0 | 0 | 0 | 0 | 0 |
| SC_00078 | Office Supplies | 900 | 973 | 900 | 237 | 500 | 0 | 900 |
| SC_00083 | Operating Supplies | 250 | 199 | 250 | 130 | 250 | 0 | 250 |
| SC_00085 | Books,pubs,subs,educ,mem. | 0 | 110 | 0 | 0 | 0 | 0 | 0 |

Cost Center **82011 Case Management**
Fund: **001 General Fund**
Department **Elected Officials**
Office **Judicial Administration**

| Account | | FY 2022 Adopted | FY 2022 Actual | FY 2023 Adopted | FY 2023 YTD | Estimated Actual | FY 2024 Proposed | FY 2024 Requested |
|---|---|---|---|---|---|---|---|---|
| SC_00400 | Travel And Per Diem | 1,200 | 0 | 1,200 | 0 | 200 | 0 | 1,200 |
| | **Sub-Total of Operating Expenditures** | **5,477** | **3,077** | **5,721** | **817** | 3,591 | **4,538** | 8,168 |
| | **Total of Case Management** | **179,805** | **163,414** | **196,367** | **63,966** | 166,291 | **4,538** | 220,754 |

Cost Center **82501 Circ Ct Reptg Svcs Gen**
Fund: **001 General Fund**
Department **Elected Officials**
Office **Judicial Administration**

| Account | | FY 2022 Adopted | FY 2022 Actual | FY 2023 Adopted | FY 2023 YTD | Estimated Actual | FY 2024 Proposed | FY 2024 Requested |
|---|---|---|---|---|---|---|---|---|
| SC_00043 | Phone | 100 | 0 | 100 | 0 | Ø | 0 | Ø |
| SC_00085 | Books,pubs,subs,educ,mem. | 1,575 | 1,380 | 1,575 | 600 | 1,575 | 0 | 1,575 |
| | **Sub-Total of Operating Expenditures** | **1,675** | **1,380** | **1,675** | **600** | 1,575 | **0** | 1,575 |
| | **Total of Circ Ct Reptg Svcs Gen** | **1,675** | **1,380** | **1,675** | **600** | 1,575 | **0** | 1,575 |

Cost Center **82506 Ord 016-2004 St Court Sup**
Fund: **158 Misc Special Revenue Fund**
Department **Elected Officials**
Office **Judicial Administration**

| Account | | FY 2022 Adopted | FY 2022 Actual | FY 2023 Adopted | FY 2023 YTD | Estimated Actual | FY 2024 Proposed | FY 2024 Requested |
|---|---|---|---|---|---|---|---|---|
| SC_00036 | Contractual Services | 15,000 | 534 | 16,200 | 10,254 | 18,900 | 0 | 18,900 |
| | **Sub-Total of Operating Expenditures** | **15,000** | **534** | **16,200** | **10,254** | 18,900 | **0** | 18,900 |
| SC_00102 | Capital Outlay-equipment | 10,000 | 0 | 10,000 | 0 | 0 | 0 | 8,000 |
| | **Sub-Total of Capital Outlay** | **10,000** | **0** | **10,000** | **0** | 0 | **0** | 0 |
| | **Total of Ord 016-2004 St Court Sup** | **25,000** | **534** | **26,200** | **10,254** | 18,900 | **0** | 26,900 |

Cost Center **83001 Circuit Drug Court**
Fund: **001 General Fund**
Department **Elected Officials**
Office **Judicial Administration**

| | Account | FY 2022 Adopted | FY 2022 Actual | FY 2023 Adopted | FY 2023 YTD | Estimated Actual | FY 2024 Proposed | FY 2024 Requested |
|---|---|---|---|---|---|---|---|---|
| SC_00016 | Regular Salaries & Wages | 54,950 | 58,645 | 60,801 | 27,060 | 60,801 | 0 | 63,841 |
| SC_00019 | Fica Taxes | 4,204 | 4,421 | 4,651 | 2,045 | 4,651 | 0 | 4,884 |
| SC_00020 | Life And Health Insurance | 13,228 | 12,122 | 13,778 | 4,592 | 13,778 | 0 | 14,328 |
| SC_00023 | Retirement Contributions | 5,858 | 6,558 | 7,242 | 3,223 | 7,242 | 0 | 7,348 |
| SC_00024 | Unemployment Compensation | 0 | 0 | 0 | 0 | ϕ | 0 | ϕ |
| SC_00026 | Workers Compensation | 2,965 | 2,965 | 3,280 | 820 | 3,280 | 0 | 3,444 |
| | **Sub-Total of Personal Services** | **81,205** | **84,710** | **89,752** | **37,740** | 89,752 | **0** | 93,845 |
| SC_00036 | Contractual Services | 275,000 | 81,250 | 250,000 | 36,955 | 100,000 | 0 | 230,000 |
| SC_00038 | Professional Services | 7,500 | 0 | 2,500 | 0 | ϕ | 0 | ϕ |
| SC_00040 | Postage/Freight | 0 | 5,000 | 0 | 0 | ϕ | 0 | ϕ |
| SC_00057 | Risk Management Charges | 4,376 | 4,133 | 4,955 | 0 | 4,955 | 10,751 | 10,751 |
| SC_00064 | Printing And Binding | 250 | 0 | 250 | 0 | ϕ | 0 | 250 |
| SC_00068 | Advertising | 250 | 440 | 250 | 0 | ϕ | 0 | 250 |
| SC_00071 | Miscellaneous Expenses | 0 | 191 | 0 | 0 | ϕ | 0 | ϕ |
| SC_00078 | Office Supplies | 300 | 881 | 300 | 0 | 300 | 0 | 300 |
| SC_00083 | Operating Supplies | 0 | 5,277 | 0 | -25 | 100 | 0 | 500 |
| SC_00085 | Books,pubs,subs,educ,mem. | 1,000 | 1,120 | 1,000 | 408 | 1,000 | 0 | 1000 |

Cost Center **83001 Circuit Drug Court**
Fund: **001 General Fund**
Department **Elected Officials**
Office **Judicial Administration**

| Account | | FY 2022 Adopted | FY 2022 Actual | FY 2023 Adopted | FY 2023 YTD | Estimated Actual | FY 2024 Proposed | FY 2024 Requested |
|---|---|---|---|---|---|---|---|---|
| SC_00400 | Travel And Per Diem | 3,750 | 1,110 | 3,750 | 0 | 500 | 0 | 3,000 |
| | **Sub-Total of Operating Expenditures** | **292,426** | **99,401** | **263,005** | **37,337** | 106,855 | **10,751** | 346,051 |
| SC_00102 | Capital Outlay-equipment | 0 | 22,640 | 0 | 5,231 | 5,231 | 0 | 0 |
| | **Sub-Total of Capital Outlay** | **0** | **22,640** | **0** | **5,231** | 5,231 | **0** | 0 |
| | **Total of Circuit Drug Court** | **373,631** | **206,752** | **352,757** | **80,308** | 201,838 | **10,751** | 339,891 |

Cost Center **83500 Pretrial Release**
Fund: **001 General Fund**
Department **Elected Officials**
Office **Judicial Administration**

| | Account | FY 2022 Adopted | FY 2022 Actual | FY 2023 Adopted | FY 2023 YTD | Estimated Actual | FY 2024 Proposed | FY 2024 Requested |
|---|---|---|---|---|---|---|---|---|
| SC_00016 | Regular Salaries & Wages | 349,641 | 334,945 | 356,923 | 149,881 | 351,556 | 0 | 314,827 |
| SC_00018 | Overtime | 2,000 | 0 | 2,000 | 250 | 500 | 0 | 2,000 |
| SC_00019 | Fica Taxes | 26,748 | 24,732 | 27,305 | 11,095 | 23,240 | 0 | 23,319 |
| SC_00020 | Life And Health Insurance | 89,289 | 81,824 | 93,002 | 30,996 | 93,002 | 0 | 85,968 |
| SC_00023 | Retirement Contributions | 37,272 | 37,488 | 42,510 | 17,881 | 41,919 | 0 | 35,086 |
| SC_00026 | Workers Compensation | 18,864 | 18,864 | 19,256 | 4,814 | 19,256 | 0 | 16,445 |
| | **Sub-Total of Personal Services** | **523,814** | **497,852** | **540,996** | **214,917** | 529,973 | **0** | 467,645 |
| SC_00036 | Contractual Services | 4,000 | 1,782 | 4,000 | 319 | 2,000 | 0 | 4000 |
| SC_00040 | Postage/Freight | 0 | 0 | 480 | 12 | 100 | 0 | 480 |
| SC_00043 | Phone | 480 | 0 | 0 | 0 | 0 | 0 | 0 |
| SC_00057 | Risk Management Charges | 5,666 | 5,666 | 6,416 | 0 | 6,416 | 13,920 | 13,920 |
| SC_00062 | Repair And Maintenance | 0 | 0 | 0 | 0 | 0 | 0 | 0 |
| SC_00064 | Printing And Binding | 500 | 6,433 | 500 | 423 | 500 | 0 | 500 |
| SC_00068 | Advertising | 500 | 0 | 500 | 0 | 0 | 0 | 500 |
| SC_00071 | Miscellaneous Expenses | 0 | 1,051 | 0 | 0 | 0 | 0 | 0 |
| SC_00078 | Office Supplies | 2,000 | 1,831 | 2,000 | 648 | 1,500 | 0 | 1,800 |
| SC_00083 | Operating Supplies | 250 | 1,009 | 250 | 0 | 0 | 0 | 250 |

Cost Center **83500 Pretrial Release**
Fund: **001 General Fund**
Department **Elected Officials**
Office **Judicial Administration**

| Account | | FY 2022 Adopted | FY 2022 Actual | FY 2023 Adopted | FY 2023 YTD | Estimated Actual | FY 2024 Proposed | FY 2024 Requested |
|---|---|---|---|---|---|---|---|---|
| SC_00085 | Books,pubs,subs,educ,mem. | 2,400 | 823 | 2,400 | 100 | 1,000 | 0 | 2,400 |
| SC_00400 | Travel And Per Diem | 7,000 | 122 | 7,000 | 0 | 2,000 | 0 | 7,000 |
| **Sub-Total of Operating Expenditures** | | **22,796** | **18,717** | **23,546** | **1,501** | 13,516 | **13,920** | 30,850 |
| **Total of Pretrial Release** | | **546,610** | **516,570** | **564,542** | **216,418** | 543,489 | **13,920** | 498,495 |

Cost Center **83501 Screening Lab**
Fund: **001 General Fund**
Department **Elected Officials**
Office **Judicial Administration**

| | Account | FY 2022 Adopted | FY 2022 Actual | FY 2023 Adopted | FY 2023 YTD | Estimated Actual | FY 2024 Proposed | FY 2024 Requested |
|---|---|---|---|---|---|---|---|---|
| SC_00016 | Regular Salaries & Wages | 96,405 | 104,203 | 110,374 | 37,832 | 80,005 | 0 | 119,045 |
| SC_00019 | Fica Taxes | 7,375 | 7,865 | 8,444 | 2,853 | 6,489 | 0 | 9,107 |
| SC_00020 | Life And Health Insurance | 26,456 | 24,244 | 27,556 | 9,184 | 27,556 | 0 | 28,656 |
| SC_00023 | Retirement Contributions | 10,277 | 11,659 | 13,146 | 4,506 | 10,256 | 0 | 13,702 |
| SC_00024 | Unemployment Compensation | 0 | 0 | 0 | 0 | 0 | 0 | 0 |
| SC_00026 | Workers Compensation | 5,201 | 5,201 | 5,955 | 1,489 | 5,955 | 0 | 6,422 |
| | **Sub-Total of Personal Services** | **145,714** | **153,172** | **165,475** | **55,863** | 136,35 | **0** | 176,932 |
| SC_00036 | Contractual Services | 14,000 | 1,500 | 12,000 | 0 | 2,000 | 0 | 8000 |
| SC_00040 | Postage/Freight | 0 | 0 | 0 | 94 | 94 | 0 | 0 |
| SC_00043 | Phone | 3,420 | 0 | 0 | 0 | 0 | 0 | 0 |
| SC_00068 | Advertising | 400 | 0 | 400 | 180 | 180 | 0 | 500 |
| SC_00071 | Miscellaneous Expenses | 0 | 192 | 0 | 0 | 0 | 0 | 0 |
| SC_00078 | Office Supplies | 300 | 0 | 300 | 0 | 300 | 0 | 600 |
| SC_00083 | Operating Supplies | 60,000 | 56,394 | 60,000 | 18,616 | 50,000 | 0 | 60,000 |

Cost Center **83501 Screening Lab**
Fund: **001 General Fund**
Department **Elected Officials**
Office **Judicial Administration**

| Account | | FY 2022 Adopted | FY 2022 Actual | FY 2023 Adopted | FY 2023 YTD | Estimated Actual | FY 2024 Proposed | FY 2024 Requested |
|---|---|---|---|---|---|---|---|---|
| SC_00400 | Travel And Per Diem | 4,000 | 8,474 | 4,000 | 3,559 | 9,000 | 0 | 9,000 |
| | **Sub-Total of Operating Expenditures** | **82,120** | **66,560** | **76,700** | **22,448** | 59,574 | **0** | 76,100 |
| | **Total of Screening Lab** | **227,834** | **219,733** | **242,175** | **78,311** | 255,925 | **0** | 283,032 |

Cost Center **83502 Probation Services**
Fund: **001 General Fund**
Department **Elected Officials**
Office **Judicial Administration**

| | Account | FY 2022 Adopted | FY 2022 Actual | FY 2023 Adopted | FY 2023 YTD | Estimated Actual | FY 2024 Proposed | FY 2024 Requested |
|---|---|---|---|---|---|---|---|---|
| SC_00016 | Regular Salaries & Wages | 264,294 | 246,951 | 324,813 | 114,528 | 289,990 | 0 | 238,989 |
| SC_00019 | Fica Taxes | 80,219 | 18,872 | 24,848 | 8,714 | 22,093 | 0 | 25,168 |
| SC_00020 | Life And Health Insurance | 82,675 | 75,763 | 99,890 | 33,292 | 99,890 | 0 | 100,296 |
| SC_00023 | Retirement Contributions | 28,174 | 27,681 | 38,685 | 13,641 | 34,208 | 0 | 37,867 |
| SC_00026 | Workers Compensation | 14,259 | 14,259 | 17,524 | 4,381 | 17,524 | 0 | 17,749 |
| | **Sub-Total of Personal Services** | **469,621** | **383,525** | **505,760** | **174,556** | 463,705 | **0** | 50,969 |
| SC_00040 | Postage/Freight | 0 | 0 | 480 | 0 | 0 | 0 | 0 |
| SC_00043 | Phone | 480 | 0 | 0 | 0 | 0 | 0 | 0 |
| SC_00064 | Printing And Binding | 500 | 290 | 500 | 220 | 500 | 0 | 500 |
| SC_00068 | Advertising | 500 | 75 | 500 | 450 | 450 | 0 | 500 |
| SC_00071 | Miscellaneous Expenses | 0 | 736 | 0 | 0 | 0 | 0 | 0 |
| SC_00078 | Office Supplies | 1,800 | 2,552 | 1,800 | 908 | 1,500 | 0 | 2,100 |
| SC_00083 | Operating Supplies | 250 | 1,009 | 250 | 128 | 250 | 0 | 250 |
| SC_00085 | Books,pubs,subs,educ,mem. | 2,400 | 0 | 2,400 | 0 | 2,400 | 0 | 2,400 |

Cost Center **83502 Probation Services**
Fund: **001 General Fund**
Department **Elected Officials**
Office **Judicial Administration**

| | Account | FY 2022 Adopted | FY 2022 Actual | FY 2023 Adopted | FY 2023 YTD | Estimated Actual | FY 2024 Proposed | FY 2024 Requested |
|---|---|---|---|---|---|---|---|---|
| SC_00400 | Travel And Per Diem | 6,000 | 3,069 | 6,000 | 713 | 2000 | 0 | 5000 |
| | **Sub-Total of Operating Expenditures** | **11,930** | **7,731** | **11,930** | **2,419** | 7,100 | **0** | 10,750 |
| | **Total of Probation Services** | **481,551** | **391,256** | **517,690** | **176,975** | 470,805 | **0** | 520,819 |

Cost Center **84500 Information Systems**
Fund: **001 General Fund**
Department **Elected Officials**
Office **Judicial Administration**

| | Account | FY 2022 Adopted | FY 2022 Actual | FY 2023 Adopted | FY 2023 YTD | Estimated Actual | FY 2024 Proposed | FY 2024 Requested |
|---|---|---|---|---|---|---|---|---|
| SC_00016 | Regular Salaries & Wages | 150,687 | 144,805 | 176,406 | 77,779 | 176,406 | 0 | 181,625 |
| SC_00019 | Fica Taxes | 11,528 | 10,702 | 13,495 | 5,658 | 13,495 | 0 | 13,856 |
| SC_00020 | Life And Health Insurance | 35,715 | 32,729 | 41,334 | 13,776 | 41,334 | 0 | 42,984 |
| SC_00023 | Retirement Contributions | 16,063 | 16,194 | 21,010 | 9,264 | 21,010 | 0 | 20,848 |
| SC_00026 | Workers Compensation | 2,018 | 2,018 | 2,362 | 591 | 2,362 | 0 | 2,425 |
| | **Sub-Total of Personal Services** | **216,011** | **206,449** | **254,607** | **107,067** | 254,609 | **0** | 261,238 |
| SC_00040 | Postage/Freight | 0 | 0 | 0 | 0 | 0 | 0 | 0 |
| SC_00041 | Communications | 0 | 0 | 0 | 0 | 0 | 0 | 0 |
| SC_00043 | Phone | 2,281 | 1,928 | 2,281 | 413 | 2,100 | 0 | 2,281 |
| SC_00050 | Rentals And Leases | 0 | 0 | 0 | 0 | 0 | 0 | 0 |
| SC_00057 | Risk Management Charges | 2,286 | 2,066 | 2,588 | 0 | 2,588 | 5,616 | 5,616 |
| SC_00062 | Repair And Maintenance | 0 | 0 | 0 | 0 | 0 | 0 | 0 |
| SC_00064 | Printing And Binding | 0 | 0 | 0 | 0 | 0 | 0 | 0 |
| SC_00068 | Advertising | 0 | 0 | 0 | 0 | 0 | 0 | 0 |
| SC_00071 | Miscellaneous Expenses | 0 | 450 | 0 | 0 | 0 | 0 | 0 |
| SC_00078 | Office Supplies | 900 | 222 | 900 | 139 | 500 | 0 | 900 |
| SC_00083 | Operating Supplies | 0 | 204 | 0 | 0 | 0 | 0 | 0 |

Cost Center **84500 Information Systems**
Fund: **001 General Fund**
Department **Elected Officials**
Office **Judicial Administration**

| Account | | FY 2022 Adopted | FY 2022 Actual | FY 2023 Adopted | FY 2023 YTD | Estimated Actual | FY 2024 Proposed | FY 2024 Requested |
|---|---|---|---|---|---|---|---|---|
| SC_00085 | Books,pubs,subs,educ,mem. | 1,500 | 250 | 1,500 | 0 | 1,500 | 0 | 1,500 |
| SC_00400 | Travel And Per Diem | 2,000 | 407 | 2,000 | 95 | 5,00 | 0 | 1,500 |
| | **Sub-Total of Operating Expenditures** | **8,967** | **5,528** | **9,269** | **647** | 7,088 | **5,616** | 11,797 |
| | **Total of Information Systems** | **224,978** | **211,976** | **263,876** | **107,714** | 201,695 | **5,616** | 273,035 |

Cost Center: **82507 J Ct Tech Fs28.24(12)(e)**
Fund: **158 Misc Special Revenue Fund**
Department: **Elected Officials**
Office: **Court Technology Fund**

| | Account | FY 2022 Adopted | FY 2022 Actual | FY 2023 Adopted | FY 2023 YTD | Estimated Actual | FY 2024 Proposed | FY 2024 Requested |
|---|---|---|---|---|---|---|---|---|
| SC_00016 | Regular Salaries & Wages | 16,741 | 19,512 | 0 | 0 | Ø | 0 | Ø |
| SC_00019 | Fica Taxes | 1,281 | 1,442 | 0 | 0 | Ø | 0 | Ø |
| SC_00020 | Life And Health Insurance | 3,969 | 3,637 | 4,133 | 0 | Ø | 0 | Ø |
| SC_00023 | Retirement Contributions | 1,785 | 2,138 | 0 | 0 | Ø | 0 | Ø |
| SC_00026 | Workers Compensation | 225 | 225 | 0 | 0 | Ø | 0 | Ø |
| | **Sub-Total of Personal Services** | **24,001** | **26,954** | **4,133** | **0** | Ø | **0** | Ø |
| SC_00036 | Contractual Services | 9,200 | 8,265 | 19,466 | 44 | 15,000 | 0 | 19,466 |
| SC_00040 | Postage/Freight | 0 | 0 | 0 | 0 | Ø | 0 | Ø |
| SC_00043 | Phone | 6,678 | 5,372 | 6,678 | 1,879 | 5,000 | 0 | 6,678 |
| SC_00050 | Rentals And Leases | 8,532 | 8,217 | 12,992 | 6,929 | 12,992 | 0 | 12,992 |
| SC_00062 | Repair And Maintenance | 10,136 | 10,359 | 12,719 | 2,764 | 2,764 | 0 | 2,591 |
| SC_00078 | Office Supplies | 0 | 0 | 0 | 0 | Ø | 0 | Ø |
| SC_00083 | Operating Supplies | 10,800 | 37,877 | 10,800 | 5,323 | 8,000 | 0 | 10,800 |
| SC_00085 | Books,pubs,subs,educ,mem. | 35,908 | 15,394 | 33,600 | 9,209 | 18,000 | 0 | 33,600 |
| SC_00147 | Copier Meter Usage Charges | 0 | 0 | 0 | 1,020 | 5,000 | 0 | 10,128 |
| | **Sub-Total of Operating Expenditures** | **81,254** | **85,485** | **96,255** | **27,168** | 66,756 | **0** | 96,255 |

Cost Center **82507 J Ct Tech Fs28.24(12)(e)**
Fund: **158 Misc Special Revenue Fund**
Department **Elected Officials**
Office **Court Technology Fund**

| | Account | FY 2022 Adopted | FY 2022 Actual | FY 2023 Adopted | FY 2023 YTD | Estimated Actual | FY 2024 Proposed | FY 2024 Requested |
|---|---|---|---|---|---|---|---|---|
| SC_00102 | Capital Outlay-equipment | 13,500 | 43,181 | 23,500 | 1,744 | 15,000 | 0 | 23,500 |
| | **Sub-Total of Capital Outlay** | **13,500** | **43,181** | **23,500** | **1,744** | 15,000 | **0** | 23,500 |
| | **Total of J Ct Tech Fs28.24(12)(e)** | **118,755** | **155,621** | **123,888** | **28,912** | 81,756 | **0** | 119,755 |

# FY23 Proposed Budget

## *Health Department*

**Date:** May 11, 2023

**To:** Roman Gastesi, Monroe County Administrator
John Quinn, Monroe County Office of Management and Budget

Craig Cates, Monroe County Mayor- District 1
Holly Merill Raschein, Monroe County Mayor Pro Tem- District 5
Michelle Lincoln, Monroe County Commissioner- District 2
David Rice, Monroe County Commissioner- District 4
Jim Scholl, Monroe County Commissioner- District 3

**From:** Dr. Carla Fry- Monroe County Health Department

**Subject:** 2023-2024 Budget Request

In our continuing effort to promote and protect the health and safety of all persons in Monroe County through the delivery of quality public health services, we request the following funding for the upcoming contract year (October 1, 2023 – September 30, 2024):

| | | |
|---|---|---|
| County Tax Revenue | $ 1,608, 237 | For Public Health Operations |

This amount represents a 5% increase over the current year funding of $1,532,677. The change is driven primarily by the expansion of services throughout Monroe County. These changes are outlined in the following narrative. Thank you for your consideration.

CC: Mark Roby- Sr. Community Health Nursing Director, Monroe County Health Department

Monroe County Health Department
Board of County Commissioners Funding Request
Fiscal Year 2023-24

Prepared by
Dr. Carla Fry, Administrator & Health Officer
Dr. Mark Roby, Sr. Community Health Nursing Director

**Florida Department of Health in Monroe County**
1100 Simonton Street, Key West, FL 33040
PHONE: 305/293-7500 • FAX: 305/809-5629
**Monroe.FLHealth.gov**

PHAB Accredited Health Department
Public Health Accreditation Board

# Table of Contents

Introduction ..... 4
Immunizations ..... 5
Immunizations 2022-23 Summary ..... 5
Immunizations 2023-24 Budget Request ..... 6
Family Planning ..... 7
Family Planning 2022-23 Summary ..... 7
Family Planning 2023-24 Budget Request ..... 8
Epidemiology/Disease Prevention ..... 9
Epidemiology/Disease Prevention 2022-23 Summary ..... 9
Epidemiology/Disease Prevention 2023-24 Budget Request ..... 9
Community Health ..... 10
Community Health 2022-23 Summary ..... 10
Community Health 2023-24 Budget Request ..... 11
Public Information and Marketing ..... 12
Public Information and Marketing 2022-23 Summary ..... 12
Public Information and Marketing 2023-24 Budget Request ..... 13
Preparedness ..... 13
Preparedness 2022-23 Summary ..... 13
Preparedness 2023-24 Budget Request ..... 14
Environmental Health ..... 14
Environmental Health (EH) 2022-23 Summary ..... 14
Environmental Health 2023-24 Budget Request ..... 15
Health Clinic Operations (Key West, Marathon, & Tavernier) ..... 15
Health Clinic Operations 2022-23 Summary ..... 15
Health Clinic Operations 2023-24 Budget Request ..... 17
School Based Dental Program ..... 17
School-Based Dental 2022-23 Summary ..... 17
School-Based Dental Program 2023-24 Budget Request ..... 18
Summary ..... 18
Florida Department of Health Monroe BOCC Funding Request Summary ..... 18

This Budget submission from the Florida Department of Health- Monroe (FDOH-Monroe) details the arrangement, terms, and conditions for the use of county tax dollars for Public Health purposes. For the coming fiscal year (2023-24), FDOH-Monroe anticipates using this county funding to help support the following programs:

1. Immunizations
2. Family Planning
3. Disease Prevention (Epi; STD; TB)
4. Community Health Improvement
5. Emergency Preparedness
6. General Clinic Operations
7. School-Based Dental Sealants & Cleanings

The narrative that follows provides background and details for each of the six programs in the request. Questions about the information contained in this proposal can be directed to the following individuals:

Dr. Carla Fry, Administrator
Office 305.676.3835
Mobile 305.619.5395
Carla.fry@flhealth.gov

Dr. Mark Roby, Sr. Community Health Nursing Director
Office 305.676.3871
Mobile 305.797.9270
Mark.roby@flhealth.gov

# Introduction

The Florida Department of Health in Monroe County (FDOH-Monroe) employs 95 staff at three locations in Key West, Marathon, and Tavernier. Services include clinic operations providing immunizations, direct patient care for HIV, hepatitis, tuberculosis, women's health, travel vaccines, refugee health, and a small volume of primary care. In addition to clinic services, FDOH-Monroe provides Women, Infant, and Children (WIC) services, Healthy Start services, and Vital Statistics. The Environmental Health program surveys marine water, public swimming pools, tattoo and piercing establishments, tanning facilities, and communal food establishments such as cafeterias. The Epidemiology department oversees outbreak investigations for foodborne, waterborne, vector borne, and communicable diseases performing contact tracing, partner interviews, and connecting clients to care. They also work closely with partners such as the Division of Business and Professional Regulation (DBPR) and the Department of Agriculture conducting joint investigations when warranted. The Epidemiology team works closely with clinic staff to provide no-cost rabies vaccines when an animal bite occurs. They were also instrumental during the COVID-19 pandemic and with the MPOX outbreak in Monroe County in 2022. The Preparedness Department collaborates with Monroe County Emergency Management, Law Enforcement, and other local and statewide partners to ensure the continuity of public health services and safety during times of emergency. Though hurricanes are a primary focus in Monroe County, FDOH-Monroe has adopted an "all hazards approach" to preparedness in collaboration with the local coalition and Tallahassee.

The mission at FDOH-Monroe is "To protect, promote, and improve the health of all people in Florida through integrated state, county, and community efforts". This mission guides daily workflow and necessitates strong partnerships throughout the community and beyond. As with most organizations, COVID-19 had a major impact on core programming and staffing at FDOH-Monroe. With the pandemic behind us, FDOH-Monroe has seen many changes in personnel and the addition of 35 highly qualified staff members since January 2022. With a full complement of staff, we are now poised to ramp up community outreach and education efforts.

This Board of County Commissioners (BOCC) funding request reflects some of the changes in focus necessitated by an ever-changing client demographic, evolving communicable disease patterns, and a major emphasis on providing the services requested by our clients and community leaders. As the Administrator of FDOH-Monroe, I've challenged each department to carefully consider budgetary requests based on historical knowledge as well as future endeavors. Some of the "standing items" from previous requests have been replaced to reflect the best picture of our needs for the coming fiscal year. We appreciate your time and consideration and welcome any questions you may have.

# Immunizations

The immunizations scope of work is one of the largest endeavors we have at FDOH-Monroe with services for infants, school-aged children, adults, and travel-related vaccines available at all three locations. As a part of the Core Programming, FDOH-Monroe immunizes all children from birth to 18 years of age ensuring that no child is prevented from attending school because of vaccine deficiencies. Community Outreach immunization 8946 routinely at the local homeless shelter and a variety of businesses throughout the Keys based on employer request. These events were borne out of the pandemic as we learned the best way to reach our population is to "meet them where they live and work".

Immunization guidelines are taken from the Advisory Committee on Immunization Practices (ACIP) and supported by the Centers for Disease Control and Prevention (CDC). A comprehensive list of vaccine recommendations and guidelines can be found at ACIP Vaccine Recommendations | CDC.

Vaccines most administered at FDOH-Monroe include the following:

- Tetanus, Diphtheria, & Pertussis (Tdap)
- Influenza (Flu)
- Pneumonia
- Human Papilloma Virus (HPV)
- Menactra (Meningitis)
- Hepatitis A
- Jynneos (Smallpox and MPOX)

## Immunizations 2022-23 Summary

The narrative for this section is based on the 2022 calendar year. As operations began to return to normal post-pandemic, MPOX surfaced mid-year. Staff worked quickly launching a major vaccine campaign with community partners to disseminate information and provide vaccines for prevention and treatment measures for those infected. In total, 1,081 MPOX (Jynneos) vaccines were administered between June and August 2022. Meningococcal Meningitis and Hepatitis A outbreaks were also on the rise in Florida during the 2022 calendar year. Fortunately, Monroe County was not negatively impacted by these illnesses in large part due to the vaccination effort put forth by FDOH-Monroe staff. Some new vaccine initiatives were implemented in 2022 to enhance the services provided to Monroe County. As Americans began to travel again in 2022, many travel-related vaccines were needed, and historically, Monroe County residents had to travel to Miami to obtain specialized vaccines. To address this gap in care, we started the Travel Vaccine Program at all three clinics with a positive response from the community. In 2022, there were 33 travel related client visits for vaccines such as Yellow Fever, Typhoid, and Rabies Prophylaxis. At the height of the pandemic as schools moved to virtual coursework, many children and college students fell behind on routine vaccinations. Staff at FDOH-Monroe worked closely with the School Nurses in 2022 utilizing a call-down list when needed to get everyone caught up. In addition to the Travel Vaccines, an internal Employee Health Program, and

an Outreach initiative entitled "Vaccines to You". With a strong emphasis on underserved populations and service industry workers, this important outreach initiative takes place every other Friday with FDOH-Monroe staff travelling to destinations throughout the Keys to provide vaccines.

***Snapshot of vaccine productivity year over year***

| Vaccine Type | 2021 | 2022 |
|---|---|---|
| Sum (all clinics) | 17,275 | 18,153 |
| COVID-19 (all types) | 7,209 | 33 |
| Sum (all clinics minus COVID) | 10,066 | 18,120 |
| HPV | 1,335 | 1,537 |
| Hepatitis A | 87 | 280 |
| Hepatitis B | 103 | 469 |
| Meningitis | 91 | 1,287 |
| Travel Vaccines | 0 | 33 |
| Rabies Prophylaxis Series | 30 | 32 |

## Immunizations 2023-24 Budget Request

There are three areas of focus pertaining to vaccinations in fiscal year (FY) 2023-24: 1) Disease/outbreak prevention, 2) Vaccines for children and adults, and 4) Community Outreach Programming. Funding requests for these services are broken down into two categories: vaccination costs and personnel salaries.

FDOH-Monroe is respectfully requesting the same amount of funding for vaccine costs which will assist with the purchase of vaccines such as TDAP, HPV, seasonal Influenza, Prevnar 13 (Pneumonia), Pneumococcal B (Pneumonia), Hepatitis A, Hepatitis B, Menactra, and Meningococcal B among others. Funding will assist with Outreach to those who are uninsured/underinsured medically vulnerable in Monroe County. Medical supplies to support vaccine endeavors, as well as advertising campaigns and travel expenses to promote preventative vaccinations, will also be covered in part by BOCC funds.

| Description of Services/Supplies | Request |
|---|---|
| Vaccine Costs | 226,180 |
| Medical Supplies | 20,000 |
| "Reach out and Read" Books for Children receiving vaccines | 5,000 |
| Advertising Campaigns | 10,000 |
| Vaccine-Related Travel | 5,000 |
| | **$ 266,180** |

Each of the three clinics has dedicated Career Service (1.0 FTE) nursing staff for immunization visits. This is a significant change from 2021 when nurses frequently travelled between clinics losing many

hours of productivity. Though the State of Florida supports some of the salary dollars, we must rely heavily on local funding sources to make up the difference; therefore, we are respectfully asking that the BOCC support three RN FTEs at a cost $89,46000 each, including salary and fringe.

| Description of FTEs | Request |
|---|---|
| 1.0 RN FTE Key West (Gato) | 89,460 |
| 1.0 RN FTE Marathon (Ruth Ivins) | 89,460 |
| 1.0 RN FTE Tavernier (Roth) | 89,460 |
| | **$ 268,380** |

**TOTAL IMMUNIZATION 2023-24 REQUEST $534,560 (Increased from $524,280 2022-23)**

## Family Planning

The Family Planning Program at FDOH-MONROE includes a broad range of care, education, and services for women and men residing in Monroe County. These wrap around services include prenatal care, cervical & breast health, family planning & counseling, and domestic violence screening. Examples of the type of services included in the program are listed below.

- Physical exams for women between the ages of 14 and 55
- Family planning education
- Birth control supplies
- Family planning pharmaceuticals
- Counseling services and referrals for domestic violence, human trafficking, nutrition,
- Smoking cessation w/ free nicotine patches
- Sterilization for women and men supported in partnership with local providers

Family planning clinical services are also an integral part of the effort to prevent, diagnose, and treat sexually transmitted diseases (STDs) and serve as a referral to other programs at FDOH-MONROE thereby enhancing men and women's access to care. Of the approximately 700 births in Monroe County each year, 25% qualify for Medicaid because they are at or below 185% of the federal poverty level and they are legal citizens. An additional 20-25% who are uninsured or underinsured meet the level of poverty standards but are ineligible for Medicaid due to their citizenship status.

### Family Planning 2022-23 Summary

In 2022, the state sponsored Refugee Health Program experienced a substantial increase in the number of Cuban and Haitian refugees being admitted to the United States. During the calendar year, FDOH-Monroe saw 1,081 refugees in the state sponsored program compared to just 53 refugees in 2021, and at the start of 2023, there is a waiting list in the program of over 600 refugees. Though the

Refugee Health Program which consists of initial lab work, immunizations, and a physical is funded by the Office of Refugee Resettlement, subsequent services such as reproductive health are not covered. Family Planning saw a year over year increase in client visits from 1,355 to 1,495 and these numbers have continued to rise in early 2023. In June 2022 FDOH-Monroe began offering Family Planning Services at all three locations. This is significant change from 2021 when few, if any services were available necessitating referrals to other local providers. We've hired three Autonomous Advanced Practice Nurses, one of whom is dedicated to Family Planning Services. There is also a dedicated Program Manager with many years of experience in Women's Health, and our continued partnership with Womankind, extending our ability to deliver Title X services in the community. With the support of BOCC funding, we've begun efforts to contemporize our aging equipment. A new ADA compliant exam table was purchased with BOCC funds in 2022 for the Key West clinic as were additional privacy screens. We also forged a relationship with the Surgery Center and a local GYN MD to perform tubal ligations for indigent clients with no payor source. Historically, women have had to leave Monroe County to have this service performed, sometimes resulting in extreme hardship with loss of income, transportation issues, and difficulty receiving follow-up care.

## Family Planning 2023-24 Budget Request

With the experienced Advanced Practice Registered Nurse (APRN) and RN staff we've hired, FDOH-Monroe is now offering additional services throughout the county. Unfortunately, Title X federal funding for Family Planning operates on a five-year rolling cycle which means the increased client volume/services will not see increased funding for another four years. Total Title X funding for the program in Monroe County this FY will be just over $70,000 until the rolling cycle "catches up" with productivity. To assist with this funding deficit, FDOH-Monroe is requesting a year over year increase of 151,318 to cover indigent care and specialized RN FTE.

| Description of Services/Supplies | Request |
|---|---|
| Indigent Care | 152,000 |
| | **$ 152,000** |

| Description of FTEs | Request |
|---|---|
| 0.5 FTE RN Specialist | 44,730 |
| 0.5 FTE RN Specialist | 44,730 |
| 1.0 FTE APRN | 127,800 |
| | **$ 217,260** |

**TOTAL FAMILY PLANNING REQUEST $369,260 (Increased from $217,942 2022-23)**

# Epidemiology/Disease Prevention

The Epidemiology team at FDOH-Monroe has a broad scope of work including Sexually Transmitted Diseases (STD), Tuberculosis (TB), Hepatitis, animal bites, waterborne illnesses, and vector borne illnesses. The Epidemiology program at FDOH-Monroe continues to integrate and enhance the existing surveillance systems at the local, state, national, and international levels to detect, monitor, report and evaluate public health threats for new and emerging diseases such as MPOX, Hepatitis A & B, Legionnaire's Disease, Dengue, Influenza, and Coronavirus (COVID-19). Other, lesser-known reportable diseases and illnesses such as diphtheria, staphylococcus aureus, and vibriosis are also tracked and investigated by the Epidemiology team. The program also supports and strengthens human and technological resources to prevent, investigate, mitigate, and control current, emerging, and new public health threats and to conduct research and development that leads to interventions for such threats. Our local partnerships enhance our ability to reach the public with educational materials and messaging for the prevention of illness/disease. The Epidemiology team works in tandem with the clinics at each of our locations to ensure linkage to care without delay since time is of the essence with many of these illnesses.

## Epidemiology/Disease Prevention 2022-23 Summary

Though COVID-19 no longer dominates the narrative, it is indeed endemic throughout the world. Monroe County reported 9,388 cases in 2022 (8,444 in 2021), 5,252 of which took place in January and February. In 2022, new threats emerged as cases of Meningitis and Hepatitis increased across the state, particularly in the males having sex with males (MSM) population. In June 2022, the first cases of MPOX were identified in Monroe County, and though there were 34 confirmed cases, these numbers were markedly lower than predicted, largely due to a coordinated response between Epidemiology, Clinic Services, the FDOH-Monroe HIV and Environmental Health teams, and community partners. Case monitoring included daily phone calls, return visits when symptoms persisted, and coordination with the Centers for Disease Control to administer the investigational oral TPOXX regimen for the most severe cases. These efforts were possible because of the expertise of the physicians and PhD prepared Director of Nursing who had experience working with investigational medications.

Sexually transmitted illnesses including syphilis, gonorrhea, and chlamydia were also on the rise in 2022 necessitating a robust contact tracing and education program. The most current communicable disease statistics are available at the following link: FLHealthCHARTS.gov: Home.

## Epidemiology/Disease Prevention 2023-24 Budget Request

Based on trends identified in 2022, the largest expense without adequate funding are diagnostic tests and treatment for clients without financial means. As such, the budget request has been amended from prior years reflect these needs. A small portion has also been allocated for staff development given the ever-evolving nature of Epidemiology.

| Description of Services/Supplies | Request |
|---|---|
| Indigent Care – Diagnostic Testing | 10,000 |
| Continuing Education | 5,000 |
| | **$ 15,000** |

| Description of FTEs | Request |
|---|---|
| 1.0 FTE Epidemiologist | 90,000 |
| Infectious Disease Physician (0.25) | 45,000 |
| | **$135,000** |

**TOTAL EPIDEMIOLOGY/DISEASE PREVENTION 2023-24 REQUEST $150,000 (Reduced from $224,200 2022-23)**

## Community Health

The Community Health Improvement Division is responsible for a broad scope of work including improving access to care, addressing mental health and substance abuse, and administering grants such as “Health in all Policies”, “Age Friendly Public Health Systems” and “Tobacco Free Florida”. Under the direction of Alison Kerr, MPH, the department most recently led Stock Island Community Health Survey seeking input from residents on how best to meet their needs, address gaps in service, and give a voice to those who are underserved.

To help address community-identified public health issues facing Monroe County, the Community Health Improvement Plan (CHIP) was developed in partnership with multiple community stakeholders county-wide. This plan addresses Monroe County’s top three health priorities. These priorities include mental health and substance abuse, access to health care, and health in all policies. In addition to the health priorities of the CHIP, the department also uses the PACE-EH approach (Protocol for Assessing Community Excellence in Environmental Health) at the micro-community level to combat social inequities, dissolve health disparities, and improve the overall health and well-being of a community in need. Staff also provide community outreach through the Healthy Babies, Injury Prevention, Healthiest Weight Florida, Multigenerational Parks, Drowning Prevention, and Bike Safety programs to work towards better health outcomes.

### Community Health 2022-23 Summary

2022 was particularly busy for Community Health as COVID restrictions lifted and FDOH-Monroe was able to get back out into the community. The department worked with Monroe County School District to develop a comprehensive tobacco free schools’ policy. The prevention program staff conducted local surveillance to identify new multi-unit housing properties to educate on the benefits of smokefree policies, and to date, there are 36 confirmed smoke free multi-unit housing properties in

Monroe County. FDOH-Monroe maintained a Students Working Against Tobacco (SWAT) club at Horace O'Bryant School where students conducted recruitment activities and held internal planning meetings. In October 2022, Horace O'Bryant Teacher and SWAT Advisor Pedro Lara transported two SWAT youth to Hialeah, FL to develop leadership, initiative and become champions in their school district to learn advocacy in fighting against big tobacco companies and their community. On December 6th, 2022, Tobacco-Free Florida Keys Chair Susan Kochan delivered a speech to Mayor Teri Johnston about the harmful effects of tobacco usage, second-hand smoking, and the environmental consequences of tobacco litter on beaches and parks. The FDOH-Monroe Administrator was also on hand to deliver information on the health effects of tobacco. These efforts culminated in a city ordinance passed on February 7th, 2023, that eliminated smoking, burning, igniting, inhale/exhale or possession of any cigarette, pipe, electronic vapor product or tobacco product on city owned properties and beaches.

Several other notable accomplishments during the 2022-23 included projects related to the Community Health Improvement Plan (CHIP), completion of the Stock Island Health Survey, collaboration with grant funded projects including Healthy Babies, Age Friendly Public Health, and Multigenerational Parks/Injury Prevention. FDOH-Monroe completed a comprehensive survey spanning Monroe County to assess the health concerns of residents aged 65 and older as part of Trust for America's Health, Age Friendly Public Health Systems. The data was presented during the March 30, 2023, Access to Care Workgroup Meeting. The Access to Care Workgroup met quarterly with active participation from 30 health care partners throughout Monroe County with an overarching goal of improved access to health care for residents. As a part of the Maternal Child Health Grant, FDOH-Monroe partnered with the FL Keys Healthy Start Coalition in improving breastfeeding rates, doula education, and safe sleep practices in Monroe County. As a regional trainer, FDOH-Monroe's Director of Community Health trains residents and community partners to be certified to properly fit helmets as part of a grant by the FL Pedestrian Bicycle Resource Center. To date, 100 people have been trained, and these numbers continue to grow.

Monroe County was recognized with one of the highest scores in the state on the Health Equity Plan and based on Public Health Accreditation Board Standards, achieved a 100% score on the Strategic Plan submitted at the beginning of 2023.

## Community Health 2023-24 Budget Request

For the 2023-24 FY, FDOH-Monroe plans to continue efforts with the CHIP, particularly in Stock Island and other areas of high need. The Community Health division will work alongside clinic staff conducting community outreach every other Friday throughout the county, and at special events where Public Health service uptake is appropriate. There is also a plan to implement a full customer feedback solution comprised of the hardware, software, and support to increase client satisfaction by making operational decisions based on data. Stand-alone devices in all 3 DOH-Monroe clinic locations will offer a modern, inviting, and easy-to-use survey collection methodology (in 9 pre-selected languages) exceeding current capability to monitor and address client satisfaction.

| Description of FTEs | Request |
|---|---|
| 1.0 FTE Tobacco Prevention/Cessation | 70,407 |
| 0.5 FTE | 30,000 |
| | **$ 100,407** |

| Description of Services & Equipment | Request |
|---|---|
| Customer Satisfaction Kiosks (3) | 9,738 |
| Professional Consulting for Community Health Improvement Plan (CHIP) | 5,000 |
| | **$14,738** |

**TOTAL COMMUNITY HEALTH 2023-24 REQUEST $115,145 (Community was combined with Preparedness and Environmental Health last year)**

## Public Information and Marketing

As a rural island chain with a distinct culture separated from the mainland by over 126 miles, timely and accurate dissemination of information between the health department and the media and public have proven to be invaluable to residents of Monroe County. Until 2022, the Public Information Officer (PIO) comprised 50% of an FTE with other duties in Community Health Improvement. Unlike metropolitan areas with a multitude of media outlets from which to derive information, Monroe County residents and visitors rely heavily on local information sources. As such, FDOH-Monroe now has a fully dedicated PIO. Since the inception of this change, we've noted a marked increase in internet traffic, publications and radio time have increased significantly, and client satisfaction pertaining to communication has improved. The PIO is responsible for press releases and press briefs, marketing materials and campaigns, and serves as the face of the department when the Health Officer is unavailable. The PIO is also accountable to the Communications Division in Tallahassee ensuring that all stakeholders are looped in, particularly during outbreaks and emergencies.

### Public Information and Marketing 2022-23 Summary

In early 2022, FDOH-Monroe recruited and hired a full-time Public Information Officer (PIO). This position was previously part time with competing priorities constraining our ability to get information out in a timely fashion. Thanks to the BOCC funding for FY 2022-23, we were able to make this change which culminated in several notable Accomplishments. In June 2022, the PIO was instrumental in the awareness and outreach campaign to prevent the spread of MPOX. Press releases and radio interviews now occur at least weekly on a variety of topics related to Public Health. Some of the past topics included education on mosquito-borne illnesses and prevention, as well as providing education and raising community awareness about healthcare open enrollment and special enrollment periods.

FDOH-Monroe now uses Google Analytics to monitor trends with the website, identify content that is most frequently visited or used, and updates web pages regularly. To highlight the talented staff at FDOH-Monroe and increase public visibility, 30 professional headshots were completed. The headshots now accompany press releases and community events with FDOH- Monroe involvement. As a part of our strategic initiative to improve communication and retention, the PIO launched an internal quarterly newsletter which has been very well-received.

### Public Information and Marketing 2023-24 Budget Request

The FDOH-Monroe is requesting funding to maintain the full-time PIO position. Some goals for the PIO for the coming year are to launch the first ever Media Partners survey to seek feedback on press releases and the website. To explore options in improving the quality of patient satisfaction data, to better serve the residents of Monroe County. To improve the image of FDOH-Monroe through improved signage, advertising, and presence in the community. The PIO will also be involved in the quarterly newsletter, ongoing retention efforts, and the revision of the employee orientation process through the creation of orientation videos.

| Description of FTEs | Request |
|---|---|
| 1.0 FTE Public Information Officer | 93,366 |
| | **$ 93,366** |

**TOTAL PUBLIC INFORMATION & MARKETING 2023-24 REQUEST $93,366 (Combined with other departments last FY)**

## Preparedness

The Preparedness staff works closely with Monroe County Emergency Management, local law enforcement, fire/rescue, and the Board of County Commissioners (BOCC) staff to prepare for emergencies including, but not limited to hurricanes, mass-casualty events, utility events, and radiological emergencies. FDOH-Monroe Preparedness staff operates under the direction of the State of Florida communicating frequently with counterparts in other counties, senior leadership in Tallahassee, and the State Watch Office. Though FDOH-Monroe may not be the lead agency on any given occasion, the mission to protect Monroe County residents necessitates vigilance, open lines of communication, and collaboration with public and private partners.

### Preparedness 2022-23 Summary

In 2022, FDOH-Monroe worked to strengthen the partnership with County Emergency Management, and together, we created a comprehensive database of special needs residents who will require shelter in the event of a natural-disaster. Special Needs Shelter (SpNS) training occurred in county to ensure a state of constant readiness, supplies were inventoried and moved to one central location, and all Annex documents were reviewed, edited, and submitted to the state for approval. Everbridge drills

were conducted at least quarterly, and the Preparedness Program Manager attended several statewide trainings and table-top drills.

### Preparedness 2023-24 Budget Request

For the 2023-24 FY, Preparedness staff will focus on staff safety, contemporizing communication capabilities, building and maintaining relationships with local and state partners, and staff development for "gray sky" roles and the Incident Command Structure. The State of Florida provides 75% of the funding required for the Preparedness Department. As such, FDOH-Monroe is requesting the remaining 25% from the county.

| Description of Services/Supplies | Request |
|---|---|
| .25 Preparedness FTE | 22,346 |
| | **$ 22,346** |

**TOTAL PREPAREDNESS 2023-24 REQUEST $22,346 (Combined with other departments last FY)**

## Environmental Health

Environmental Health (EH) is a branch of FDOH-Monroe dedicated to protecting the public from illness related to water quality, food hygiene in group settings, septic systems, tattoo and piercing facilities, public swimming pools, etc. They work to ensure the health of our community through enforcement of statutes and rules through collaboration with county, state, and federal entities such as fire/rescue, law enforcement, the Division of Business and Professional Regulation (DBPR), The Department of Environmental Protection (DEP), and the Board of County Commissioners. EH works closely with Epidemiology investigating illnesses traced back to water, animal bites, vector-borne, and sanitary nuisances.

### Environmental Health (EH) 2022-23 Summary

In 2022, EH conducted inspections as follows:

| Programs | UK 2022 | LK | Total | Min Req. |
|---|---|---|---|---|
| **Tattoo** | 13 | 11 | 24 | 24 | 27 |
| **Beach Sampling** | 6 beaches | 4 beaches | 10 beaches | 240 samples | 252 |
| **Food Hygiene** | 40 | 83 | 123 | 206 | 178 |
| **Body Piercing** | 2 | 4 | 6 | 6 | 7 |
| **Group Care** | 16 | 14 | 30 | 30 | 27 |
| **Mobile Home/RV Parks** | 51 | 31 | 82 | 82 | 96 |
| **Public Pools** | 270 | 246 | 516 | 1032 | 1294 |
| **OSTDS Op Permits** | 22 | 73 | 95 | 95 | 1 |
| **OSTDS Svc Permits** | 10 | 4 | 14 | 14 | 13 |

| | | | | | |
|---|---|---|---|---|---|
| **OSTDS Construction/Aband** | x | x | x | 400 | 551 |
| **Biomedical Waste** | 106 | 110 | 216 | 216 | 187 |
| **Tanning** | 1 | 1 | 2 | 2 | 2 |
| **SQG** | x | x | x | 600/yr | 510 |
| **Sanitary Nuisance** | x | x | x | 15 | *May require MULTIIPLE inspections |
| **Rabies Investigations** | x | x | x | 4 | |
| **Arbovirus** | x | x | x | 0 | |
| **Food Illness investigations** | x | x | x | 2 | |
| **Waterborne illness** | x | x | x | 2 | |

### Environmental Health 2023-24 Budget Request

The existing Environmental (EH) Fee Schedule is quite outdated. To prepared for adjustments in Monroe County, EH Fee Schedules from several counties were evaluated. The new Fee Schedule will be presented to the BOCC as a separate agenda item. Fees collected for various services mentioned in the table above will sustain the department without additional funding.

**TOTAL ENVIRONMENTAL HEALTH 2023-24 REQUEST $0 (Combined with other departments last FY)**

## Health Clinic Operations (Key West, Marathon, & Tavernier)

FDOH-Monroe maintains clinic operations in Key West, Marathon, and Tavernier. The Health Clinics are staffed by a multi-disciplinary team of physicians, nursing practitioners, registered nurses, medical assistants, dieticians, lactation consultants and front-office personnel. In addition to supporting the services discussed above, the Health Clinic works with other programs, such as Healthy Start, Women, Infants, & Children (WIC), Refugee Health, care for persons living with HIV/AIDS, and Health Counseling for uninsured/underinsured daily. The Health Clinic is open 8:00am-5:00pm Monday thru Friday and sees clients by appointment and on a walk-in basis.

### Health Clinic Operations 2022-23 Summary

In 2022, the Health Clinics completed a total of 92,333 different services. This is an increase of 20,004 services when compared to 2021. The table below lists the number of clients, number of visits, and the number of services provided for all three clinics, and for selected programs.

| Program | 2022 Clients | 2021 Clients | 2022 Visits | 2021 Visits | 2022 Services | 2021 Services |
|---|---|---|---|---|---|---|
| **All Programs** | 6289 | 8721 | 16,092 | 16,822 | 92,333 | 72,329 |
| **HIV** | 475 | 539 | 2864 | 3187 | 19,296 | 20,747 |
| **Tuberculosis** | 102 | 24 | 458 | 78 | 1007 | 155 |
| **STD Services** | 275 | 175 | 588 | 292 | 4281 | 1832 |
| **Disease Surveillance** | 25 | 0 | 35 | 0 | 62 | 0 |
| **Hepatitis** | 73 | 38 | 77 | 47 | 134 | 87 |
| **Refugee Health** | 1081 | 153 | 4483 | 512 | 30,429 | 11,878 |
| **Family Planning** | 682 | 618 | 1495 | 1355 | 14,474 | 13,777 |
| **Dental Sealants** | 1,886 | 353 | 1,886 | 353 | 2,351 | 2,351 |
| **Child Health Services** | 1 | 0 | 1 | 0 | 7 | 0 |
| **Adult Health Services** | 324 | 327 | 1400 | 1460 | 5151 | 5421 |

While the total number of clients and visits dropped from 2021 (there were 7,209 COVID vaccine encounters in 2021), the number of services provided increased. The Health Clinic has worked to fill staffing vacancies and to ensure that the services provided are meeting the needs of the community. The increase in services provided, despite the drop in visits, demonstrates that the Health Clinic is providing the appropriate services needed by the community. The Health Clinic is focused on growing

current services and exploring possibilities for additional programs. To assist in maintaining and developing the current Health Clinic services the FDOH-Monroe is requesting BOCC funding to help expand services, particularly in the Middle and Upper Keys.

### Health Clinic Operations 2023-24 Budget Request

| Description of FTEs/Services/Supplies | Request |
|---|---|
| 0.5 FTE APRN | 88,500 |
| 1.0 FTE RN (ROTH) | 89,460 |
| 1.0 FTE Health Tech (RIC) | 47,800 |
| 1.0 FTE Health Tech (ROTH) | 47,800 |
| | **$273,560** |

**TOTAL HEALTH CLINIC OPERATIONS 2023-24 REQUEST $273,560 (Increased from $209,000 2022-23)**

## School Based Dental Program

FDOH-Monroe started a School-Based Dental Sealant Program (SBDSP) as part of a comprehensive statewide oral health initiative. This was established to promote evidence-based prevention to achieve optimal oral health for 2nd and 7th grade Monroe County public school students. The program fosters a positive dental presence within the community by providing preventive dental care to children who are most at-risk for developing dental issues. Dental sealants are a thin, plastic coating applied to the chewing surfaces of molar teeth. Each sealant application applied to the tooth can prevent dental decay for up to five years. In 2019-2020 we added Fluoride Varnish to our program. This is an additional layer of protection to prevent/reduce cavities. In some instances, children in the sealant program need a cleaning performed before the sealants can be completed. When this situation arises, funds from the BOCC are utilized to cover the cost of the cleaning for those who are uninsured/underinsured.

FDOH-Monroe offers assessments, dental sealants, fluoride varnish, and Oral Hygiene Instruction by Licensed Dental Hygienists in our School-Based Dental Sealant Program clinics. The SBDSP clinic functions in every public school in the county at least once a year. Every 2nd grader (approximately 600 students) is provided an electric toothbrush, toothpaste, and a brushing timer. Every 7th grader (approximately 600 students) is provided a toothbrush, toothpaste, and dental floss. In addition, each student is given oral hygiene instructions to promote the prevention of tooth decay.

### School-Based Dental 2022-23 Summary

In 2022, 1,886 students received dental sealant services through the FDOH-Monroe program. Of those, 125 were referred for follow-up dental care, 37 of which were deemed urgent. Funding for this program also supported 200 dental cleanings for students with the greatest financial and dental hygiene needs.

## School-Based Dental Program 2023-24 Budget Request

| Description of FTEs/Services/Supplies | Request |
|---|---|
| Contract Services Sealants/Cleanings | 50,000 |
| | **$ 50,000** |

**TOTAL DENTAL SEALANT PROGRAM 2023-24 REQUEST $50,000 (Unchanged from 2022-23)**

## Summary

## Florida Department of Health Monroe BOCC Funding Request Summary

Monroe County is consistently ranked as one of the healthiest counties in the state thanks to the strength of our partnerships and the financial support provided at the local level. Monroe County, Florida | County Health Rankings & Roadmaps

**The total funding request for 2023-24 is $1,608,237. This represents a year-over-year increase of $75,560 (5%)**

| | |
|---|---|
| **FY 2022-23** | **$1,532,677** |
| **FY2023-24** | **$1,608,237** |

As always, FDOH-Monroe would like to thank the Board of County Commissioners for their unwavering commitment to the health of our residents. Please do not hesitate to reach out with any questions. We look forward to a year filled with health and wellness!

# FY24 Proposed Budget

*Land Authority*

MONROE COUNTY LAND AUTHORITY

1200 Truman Avenue, Suite 207, Key West, FL 33040

Phone: (305) 295-5180 Fax: (305) 295-5181

**MEMO TO:** Roman Gastesi, County Administrator
Tina Boan, Senior Director of Budget & Finance

**FROM:** Christine Hurley, AICP, Land Authority Executive Director

**CC**: Bob Shillinger, County Attorney
Cynthia Guerra, MPA, CFM, Acquisition Manager
Mike Lalbachan, Mitigation Administrator, Floodplain

**DATE:** May 12, 2023

**RE:** Forecast of FY24 Funding Needed for Density Reduction (DR), Less Than Fee (LTF), and DEP MOU Reimbursements Programs – Fund 316 and Updated Performance on other acquisition/flood mitigation programs

---

We are pleased to submit our FY24 Budget request for Land Acquisition, Fund 316. Attached is a spreadsheet that includes our estimated Fund performance for FY23, with projected expenditures, revenues, and reimbursements.

## Request:

1. Staff request is to rollover Fund 316 end of year balance, estimated to be $1,349,048* from FY23 to FY24. This would provide funding for:

- $500,000 for DR represents 5 transactions at approximately $99,000 each.
- $800,000 for LTF represents 16 LTF transactions at approximately $50,000 each.

* Beginning May FY23 we are adding a consultant to perform Density Reduction and Less than Fee transaction expected to increase the ability to successfully retire development rights during FY24. The consultant will also assist in acquisition of conservation land, land for affordable housing, and recreation.

* During FY23, staff identified the need to purchase land for road elevation resiliency projects and therefore, we are planning on broadening the focus of the land acquisition fund 316 to include prioritizing purchases that can benefit future resiliency projects that also retire density.

## Background:

As you know, Monroe County and the State of Florida could face significant legal liability due to the approximately 6,000 undeveloped privately owned parcels in the Florida Keys Area of Critical State Concern

(ACSC), which far exceeds the 281 new residential building permits available through 2026 authorized by the State and administered by the County using the Rate of Growth Ordinance (ROGO).

The Hurricane model that determines whether Keys residents can evacuate safely within 24 hours should be run by the Department of Emergency Management (DEM) during the next year. If the State does not authorize additional allocations, this deficit could trigger an unknown number of these private property owners to file takings and Bert Harris suits against both the State and Monroe County once the supply of ROGO allocations is exhausted. Even in the unlikely event that the County were to successfully defend each claim, the cost of defending against such claims will be significant. The following table shows the number of vacant parcels as of January 2022.

| January 2022 White Paper Update (PV - does not include condos, trailer parks, etc)<br>UNINCORPORATED MONROE COUNTY | | |
|---|---|---|
| **TIER** | **2021 NUMBER OF PRIVATE VACANT PARCELS** | **2021 APPROX. LAND VALUE** |
| **No Tier (Ocean Reef, military, submerged, etc.)** | **139** | **$125,402,669** |
| **Tier I** | **3,132** | **$67,496,627** |
| **Tier II** | **250** | **$19,458,845** |
| **Tier III-A** | **129** | **$18,724,306** |
| **Tier III** | **2,316** | **$396,066,049** |
| **Total** | **5,966** | **$627,148,496** |
| **2022 Average Parcel Value** | | **$105,120** |

To help mitigate the anticipated liability, Monroe County, working with State partners, has implemented a long-term acquisition strategy in the Florida Keys aimed at reducing the total inventory of privately owned vacant land and to retire development rights from property owners. These efforts became more coordinated with the passage of the Florida Keys Stewardship Act (Stewardship Act) in July 2016.

## Programs:

Since 2016, the County has expanded its land acquisition effort through the creation of new programs as follows:

**Density Reduction Acquisition Program**

The Density Reduction Program goal is to purchase lands that do not consist of significant habitat for the purpose of retiring the associated density (Transferable Development Rights or TDRs).

Since 2016, 23 properties were purchased through the end of FY 21 at a cost of $1,407,722.

Beginning in FY23, and as part of the Density Reduction program, the Monroe County Land Authority is assisting

the County staff also evaluating potential purchases for the Road Elevation Program and other resiliency projects as needed. For example, as shown below, vacant parcels listed on the MLS are analyzed to determine if they are on proposed improvement corridors and are otherwise suitable for acquisition. The following map demonstrates the type of analysis being conducted monthly for properties listed in the Real Estate Multiple Listing Service (MLS).




**Less Than Fee Acquisition Program**

The Less than Fee Program goal is to purchase Development Rights from owners of lots zoned IS, IS-M and URM adjacent to the seller's primary residence. Property owners can continue to use the land for non-habitable accessory structures permitted by county land use regulations, such as a pool, open yard, or garage.

Since 2016, the County has acquired 79 Less than Fee Development Rights have been purchased.

| Less Than Fee Acquisitions by Year | |
|---|---|
| Year | Number of Lots |
| 2018 | 3 |
| 2019 | 47 |
| 2020 | 23 |
| **2021** | **2** |
| **In response to the pandemic, LTF activities were suspended in April 2020, and authorized to resume in October 2021.** | |
| 2022 - to date | 4 |
| **Total:** | **79** |

At the beginning of FY22, the Board authorized staff to resume the program, which had been suspended during the Covid-19 pandemic. The application process was re-opened, and applications are being received for new parcels proposed for the program. There are approximately 190 applications pending (approximately $9,500,000 in value) in this program, of which 39 (approximately $2,000,000 in value) are on Big Pine Key.

**Density Reduction Resale Program**

The Monroe County Land Authority manages the County's density reduction efforts. When buildable lots are acquired under the Density Reduction Program, they may be resold to homeowners of contiguous properties or to Property Owner Associations, without the ability of the purchaser to ask for a Rate of Growth Ordinance (ROGO) allocation to build a residential unit with all density stripped from the land.

To date, 11 parcels have been resold on Duck Key. They were originally acquired for $927,000 with development rights. The County successfully resold them without development rights for $425,494, an average of $38.681 per Transferrable Development Right (TDR).

The County Commission adopted an ordinance establishing a "Resale Program" on January 21, 2022. Following the newly adopted ordinance, the BOCC adopted a resolution authorizing resale of 9 lots in Tropical Bay Estates under this program. Staff issued direct bid notices to the contiguous property owners, as well as the Property Owner Association. Of the 9 lots, staff received 1 bid for one lot, 1 bid for a 2nd lot, and no bids for the remaining 7 lots. Both bids were approved by the BOCC on May 18, 2022. Staff have closed both sales.

The BOCC approved a site on Jamaica for resale. MCLA staff issued written letters to contiguous property owners and the POA soliciting bids for the property. Bids were due back by April 14, 2023. One bid was received from a contiguous property owner for $61,500. Approval to sell the site with a deed restriction is on the May BOCC agenda.

**Pre-Acquisition/Resale to DEP**

The MCLA has broadened it's efforts to pre-acquire conservation purchases, which also retire density and partnered with DEP on resales to the State of Florida.

The State of Florida has made substantial investments in the Florida Keys purchasing conservation land pursuant to the Florida Forever Program. This program is administered by the Florida Department of Environmental Protection (DEP). The State has established three Florida Forever projects in the Keys:

- North Key Largo Hammocks
- Coupon Bight / Key Deer
- Florida Keys Ecosystem

As the end of ROGO approaches, the State's long-standing acquisition efforts are essential to reduce future liability. DEP should aggressively pursue land acquisition in the Keys because over 3,500 privately-owned vacant, undeveloped parcels lie within the Florida Forever project boundaries.

The Land Authority is assisting in this effort by serving as a local partner with DEP, pursuant to a memorandum of agreement between DEP and the County. In this role, the Land Authority helps locate suitable properties with willing sellers for DEP, obtains due diligence products for DEP, and pre-acquires conservation land for resale to the State. Since July 1, 2016, with the passage of the Florida Keys Stewardship Bill, DEP has spent approximately $7,876,875 and retired 128.7 development rights as of April 30, 2023.

The goal is for DEP to spend $5 million annually on acquisition in the Florida Forever boundary.

The table below demonstrates the annual expenditures by DEP, since passage of the Florida Keys Stewardship Bill through April 30, 2023:

| STATE FISCAL YEAR | STATE PURCHASES FROM PRIVATE SELLERS* | STATE PURCHASES OF PRE-ACQUIRED LAND FROM MCLA* | TOTAL STATE PURCHASES* |
|---|---|---|---|
| 2017 | $0 | $0 | $0 |
| 2018 | $709,246 | $0 | $709,246 |
| 2019 | $2,037,381 | $0 | $2,037,381 |
| 2020 | $1,177,841 | $0 | $1,177,841 |
| 2021 | $695,492 | $0 | $695,492 |
| 2022 | $89,732 | $607,323 | $697,055 |
| 2023 | $199,288 | $2,360,573 | $2,559,860 |
| TOTAL | $4,908,980 | $2,967,896 | $7,876,875 |

*Includes soft costs such as Appraisals, surveying, etc.

---

Other programs being administered by the MCLA on behalf of the BOCC, through interlocal agreement include:

**CDBG-DR Voluntary Home Buyout Program (VHBP)**

The VHBP is currently funded through a $15 million U.S. Housing and Urban Development Community Development Block Grant – Disaster Recovery allocation with no requirement for county match funding. To date, $$7,970,428.16 has been expended from this grant to purchase 14 homes. The ROGO allocations from these homes are being moved into the County's administrative relief set aside. In the 2019 grant application, the County submitted over 60 properties with an initial estimated pre-storm Property Appraiser's Fair Market Value of $24 Million to DEO. The initial roster of properties was significantly reduced due to the time taken for State rollout of the program. The grant expiration is June, 2024 and staff are working to purchase approximately ten additional eligible properties to spend down the remaining the funds. To date we have had 86 applicants, 26 of which are currently active.

**Hazard Mitigation Grant Program (HMGP) Elevation**

The HMGP Elevation program goal is to apply for grants on behalf of eligible homeowners to fund elevation of existing homes and bring the finished floor above the minimum flood elevation required, to eliminate future flood risk.

After Hurricane Irma, the County submitted 23 applications for funding for home elevation.

As of August 24, 2022, there are 4 applicants being reviewed by FEMA and pending funding with a total project cost of $756,147.00. The match amount of $189,036.76 will be paid by the applicants.

On October 24, 2022, one of the four applicants informed the County that she is in the process of selling her home due to personal reasons. Staff will be contacting the new buyer about whether they want to participate in the grant process of elevation.

On December 16, 2022, FEMA approved the grant in the amount of $720,140.00 with a federal share of $540,105.00 and a homeowner share (non-federal cost) of $180,035.00. FEMA also allocated an additional $18,000.00 for management cost for the implementation of the project within the first year. An additional $18,000.00 is available for allocation if needed by the county as management cost for the implementation process beyond the first year.

The grant agreement was presented Monroe County BOCC and was approved on April 19,2023. The grant agreement was returned to the Florida Division of Emergency Management (FDEM) for execution.

Following approval of the grant agreement between the County and State, the County will contract with each of the property owners. Once the property owners' agreements are approved, the property owners will work directly with contractors to complete the elevation of their homes, with reimbursement from the County utilizing the funding from FEMA.

Finally, one of the property owners (Lisa Bragan) has notified the County that she will not continue with the elevation of her home and would like to be removed from the grant process. Staff is working with FDEM to remove this homeowner.

**HMGP-Post Fire Grant: Elevation**

**FY22**

On August 22, 2022, the Florida Division of Emergency Management (FDEM) informed the County that there is funding available through the Hazard Mitigation Grant Program (HMGP) Post-Fire, authorized by Section 20602 of the Bipartisan Budget Act of 2018. The incident period includes those counties that have been declared for a Fire Management Assistance (FMA) between the dates of March 4, 2022, through March 6, 2022. The State of Florida received two FMA declarations during this time: FM-5424 (1707 Adkins Ave), and FM-5426 (Chipola Fire Complex). The State of Florida was awarded a flat amount of HMGP funding per declaration ($1,048,736.00), which was then aggregated into one HMGP Post-Fire declaration, FM-5424-FL.

FDEM also informed Monroe County that funding not utilized by affected counties listed above can be reallocated to other counties throughout the state. As a result, staff submitted an HMGP elevation application for funding.

Moreover, the County received residential elevation applications from homeowners in 2021 for the Flood Mitigation Assistance (FMA) grant program; however, FEMA notified the County that there was not enough funding to approve these elevation projects. As a result, the staff worked with these homeowners to resubmit their application under this Post Fire Grant.

There is a total number of 6 applicants in this application of total project cost of $1,207,445.00 with a federal share of $905,583.80. The difference of $301,861.25 will be paid by each property owner for their respective share of the project costs. Finally, 3 of the applicants were from the City of Key West, 2 were from Big Pine Key and 1 from Summerland Key.

On February 17, 2023, the FDEM notified the County that they are reviewing the application for consideration of funding. Additional information was provided to FDEM to for their review.

**Flood Mitigation Assistance (FMA) Elevation**

**FY21**

For the first time, Monroe County pursued elevations of private property through this program. After extensive outreach within the County and cities, staff worked with private property owners and submitted the following 2021 Flood Mitigation Assistance (FMA) grant applications into the FDEM/FEMA system by the State of Florida Department of Emergency Management (FDEM) deadline of 11/12/21. The FEMA deadline was 01/28/2022.
11 Elevation Projects were submitted, for a total funding request of $2,142,210.00 with $535,552.00 to be paid by the private property owners. The applicants are located in the following geographic areas:

- 7 unincorporated Monroe
- 4 Key West

On August 2nd, 2022, the Florida Division of Emergency Management (FDEM) notified the County that FEMA has reviewed the 11 projects and they were not selected for funding consideration due the number of applications received by FEMA for funding and the amount of funding that were allocated in the 2021 FMA application cycle.

Staff research indicated that FEMA prioritized Severe Repetitive Loss (SRL) and Repetitive Loss (RL) properties over other properties in the application cycle. Monroe County did not have any SRL or RL properties in the 2021 FMA elevation application cycle.
Staff worked with the applicants that were not funded to include them in the FY22 application if they so desired.

**FY22**

For FY 2022, FEMA allocated $400 million for individual flood mitigation projects under the Flood Mitigation Assistance grant program. Individual flood mitigation consists of home elevation, mitigation reconstruction and acquisition and demolition. The most essential criteria to participate in this program is: the homeowners must have an NFIP policy in effect at the application start date and must maintain it through completion of the flood hazard mitigation activity and for the life of the structure.

As a result, staff assisted private homeowners throughout the Florida Keys to develop applications and then submitted applications to the Florida Division of Emergency Management (FDEM) and FEMA. The FDEM deadline for 2022 was November 14, 2022.

The applications submitted for residential elevation included forty-four (44) residents:

- City of Key West-32 residents
- Big Pine Key-5 residents
- Sugarloaf Key and Summerland Key-3 residents
- Long Key- 1 resident
- Tavernier-2 residents
- Key Largo-1 resident

The total project cost for these 44 properties is: $11,070,832.00 with a federal share of $8,695,372.04 and a homeowner share of $2,375,459.96.

Finally, federal cost share funding is available for up to 75% of the eligible activity costs. However, FEMA may contribute increased federal cost share for properties that are insured under the National Flood Insurance Program

at the time of application and meet the definitions of Severe Repetitive Loss or Repetitive Loss. There were seven (7) homeowners with either Severe Repetitive Loss or Repetitive Loss within these applications.

**Flood Mitigation Assistance (FMA) Acquisition and Demolition**

**FY21 and FY22**

There were no applications received during the FY21 and FY22 grant cycle.

**Flood Mitigation Assistance (FMA) Mitigation Reconstruction**

**FY21**

For the first time, Monroe County pursued mitigation reconstruction (demolition/reconstruction) of private property through this program. After extensive outreach within the County and cities, staff worked with private property owners and submitted the following 2021 FMA grant applications into the FDEM/FEMA system by the State of Florida Department of Emergency Management (FDEM) deadline 11/21/2021. The FEMA deadline was 01/28/2022.

5 Mitigation Reconstruction projects were submitted for a total funding request of $1,094,175 with $406,295.00 to be paid by the private property owners. The applicants are located in the following geographic areas:

- 1 unincorporated Monroe
- 3 Marathon
- 1 Key West

On August 2nd, 2022, the Florida Division of Emergency Management (FDEM) notified the County that FEMA has reviewed the projects and 4 of the 5 properties will be moving forward for further review. The four properties that were selected for further review were grouped together during the application cycle by staff, and within this group, one of the properties was considered an RL property.

The property that was not considered did not have any past flood losses to the NFIP and was submitted individually because the mitigation value was greater than the others and needed a Cost-Benefit Analysis review by FDEM.

Of those requests, 4 Mitigation Reconstruction projects for a total funding request of $785,160.00 with $275,041.00 to be paid by the private property owners were recommended by FEMA for further review.

Finally, for the entire State of Florida FY 2021 FMA grant cycle, 30 projects were submitted by various Florida Communities and only 6 were Identified BY FDEM for Further Review by FEMA. The funding for those 6 projects selected for further review is $3,899,974 in total project costs, with Monroe County being one of the 6, that project includes 4 structures estimated to cost $785,160.00.

Staff worked with the applicant that was not funded to include them in the FY22 application.

**FY22**

For 2022, staff assisted thirteen (13) residents developed and submitted mitigation reconstruction applications to

the Florida Division of Emergency Management under the FMA program. The application submitted included residents from:

- City of Key West-8 residents
- Big Pine Key-1 resident
- City of Marathon-1 residents
- Little Torch Key-1 resident
- Key Largo-2 residents

The total project cost for these 13 properties is: $5,555,148.00 with a federal share of $2,510,714.00 and a homeowner share of $3,044,434.00.

Finally, federal cost share funding is available for up to 75% of the eligible activity costs. However, FEMA may contribute increased federal cost share for properties that are insured under the National Flood Insurance Program at the time of application and meet the definitions of Severe Repetitive Loss or Repetitive Loss. There were two (2) homeowners with either Severe Repetitive Loss or Repetitive Loss within these applications.

# Monroe County Florida




## Capital Improvement Plan

## Fiscal Year

## 2024 – 2028



THIS PAGE WAS INTENTIONALLY LEFT BLANK.

### Capital Assets

A capital asset is a new or rehabilitated physical asset that is nonrecurring and has a useful life of more than five years. Capital assets have a cost of at least $50,000.

### Capital Project

A capital project is undertaken to acquire a capital asset.

> *Examples*: Capital projects include construction and rehabilitation of public buildings, major street improvements, parks and recreation projects, or the acquisition of a fire truck or a similar vehicle.

### Annual Capital Budget

The annual capital budget represents the first year of the capital improvement plan. It is the appropriation of capital spending legally adopted by the Board of County Commissioners. The annual capital budget is adopted in conjunction with Monroe County's annual operating budget and provides legal authority to proceed with specific projects.

### Capital Improvement Plan

The Capital Improvement Plan is a resource that assists Monroe County in ensuring that a well-developed plan is established when making decisions on projects and funding. The quality of life for a Monroe County Resident depends on the reliability of roads and bridges, the accessibility of culture and recreation, the efficiency of waste disposal, and many other essential public services.

Capital Infrastructure is an essential part of the community in Monroe County. Monroe County's capital improvement plan is a multi-year program that identifies capital projects to be funded during a five-year period. The plan specifies each capital project to be undertaken, the year it will begin, the anticipated expenses for each year, and the method of financing. Projects and financing sources in the capital improvement plan for years other than the current budget year are *not* authorized until the annual budgets for those years are legally adopted. The out years serve only as an estimate for future planning and are subject to further review and modification. The five-year capital plan spanning from FY 2024 to FY 2028 is currently $339,073,524.

### FY 2024 Capital Budget

The following chart shows the capital funding for each fiscal year from FY 2014 through FY 2024. The total FY 2024 capital budget is $88,765,805. This is a 29% increase from the adopted FY 2023 capital budget of $68,546,907. The main causes of the increase result from the purchase of three helicopters for the Trauma Star air ambulance program and the construction of a new Sugarloaf Fire Station.

The capital projects planned for FY 2024 include the continuation of the Rockland Key Facility for Fleet and Facilities Maintenance, Public Defender Property, multiple Bridge Replacements, and many other projects that will continue to further improve the safety and quality of life throughout Monroe County. The County remains committed to completing existing projects.

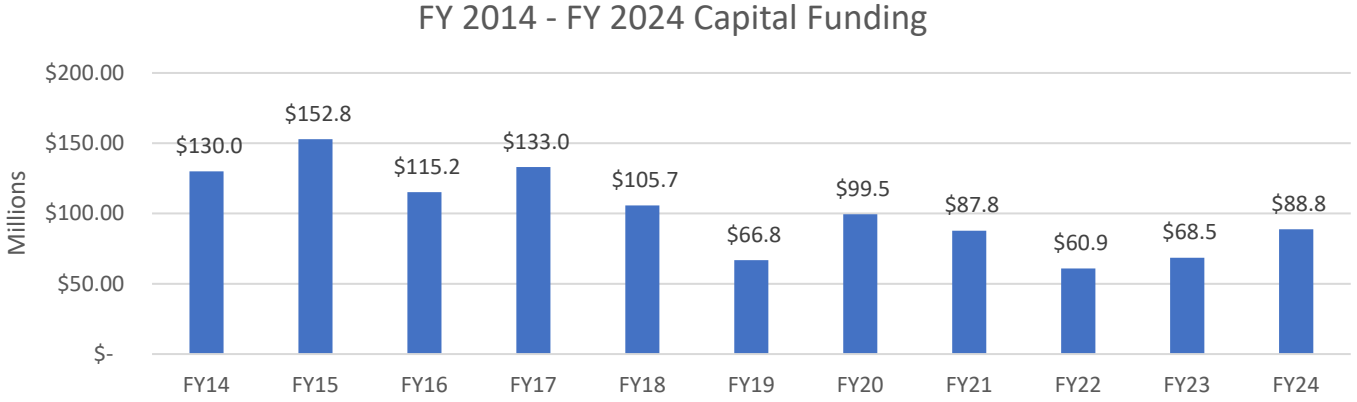

## Project Types

The first chart below illustrates the types of projects in the FY 2024 capital budget. In FY 2024, 40% or $35,200,975 of the capital budget stems from the category labeled "Other." The "Other" category is comprised of debt service payments, reserves, and budget transfers. Transportation projects make up 25% or $22,078,541 of the FY 2024 capital budget. In the second chart, the plan for the next five years is split by project category. Moving forward the capital plan will continue to focus on projects in the Transportation category as well as continuing to meet the existing debt requirements.

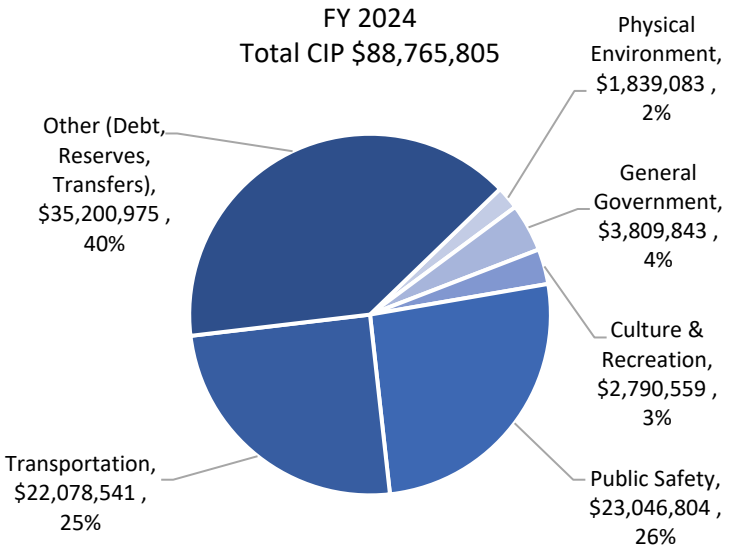


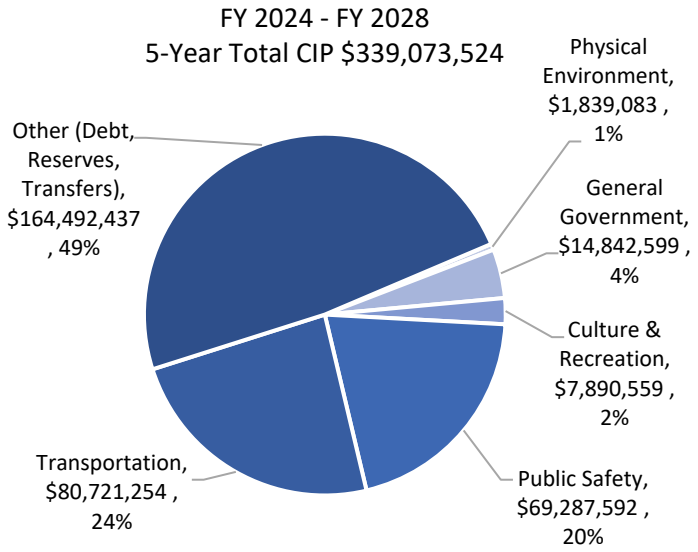


Capital projects that will continue through FY2024 – FY2028 include the Jefferson Browne/Jackson Square Chiller Building, MCSO Detention Center Generator Building, Harbor Drive Bridge Replacement, and many other projects.

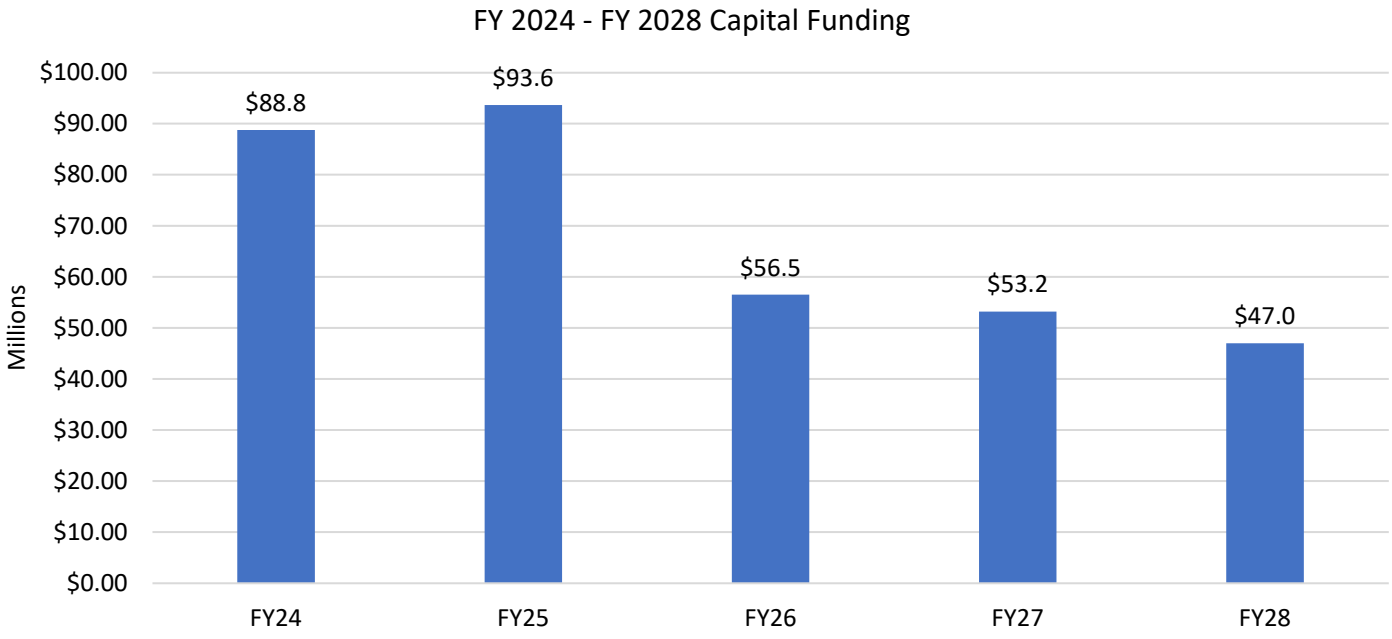

## Budget by Fund Summary

The following table shows the budget by fund summary for the FY 2024 capital budget and the FY 2024 – FY 2028 Capital Improvement Plan.

| Funding Source | FY 2024 Budget | % | FY 2024 - FY 2028 | % |
|---|---|---|---|---|
| Roads & Bridge - Fuel Taxes (Fund 102) | 11,614,894 | 13.08% | 58,074,470 | 17.13% |
| Impact Fees - Roads (Fund 130) | 720,192 | 0.81% | 720,192 | 0.21% |
| Impact Fees - Parks (Fund 131) | 860,359 | 0.97% | 860,359 | 0.25% |
| Impact Fees - Solid Waste (Fund 133) | 135,285 | 0.15% | 135,285 | 0.04% |
| Impact Fees - Fire & EMS (Fund 135) | 191,739 | 0.22% | 191,739 | 0.06% |
| One Cent Sales Tax (Fund 304) | 73,289,538 | 82.57% | 277,137,681 | 81.73% |
| Clerk of Court Network Adm (Fund 306) | 100,000 | 0.11% | 100,000 | 0.03% |
| Land Acquisition (Fund 316) | 1,853,798 | 2.09% | 1,853,798 | 0.55% |
| **Total** | **88,765,805** | **100%** | **339,073,524** | **100%** |

## Debt Service

The following table shows the County's debt service commitments for the Capital Improvement Plan.

**Debt Service Schedule**

| Debt Service | Fiscal Year 2024 | Fiscal Year 2025 | Fiscal Year 2026 | Fiscal Year 2027 | Fiscal Year 2028 | Fiscal Year 2029 - 2039 |
|---|---|---|---|---|---|---|
| CWSRF - Big Coppitt | 682,000 | 682,000 | 682,000 | 682,000 | 682,000 | 1,022,970 |
| CWSRF - Cudjoe | 9,379,482 | 9,379,482 | 9,379,482 | 9,379,482 | 9,379,482 | 98,484,561 |
| 2014 Revenue Bond | 4,283,766 | - | - | - | - | - |
| KLWTD-Mayfield Loan | 2,125,000 | 2,125,000 | 125,000 | 125,000 | 125,000 | - |
| 2016 Revenue Bond | 1,118,674 | 5,403,042 | 5,399,739 | - | - | - |
| Trauma Star Helicopters | 4,507,014 | 4,504,225 | 4,505,525 | 4,503,730 | 4,503,839 | 45,037,952 |
| *Total Debt Service* | **22,095,936** | **22,093,749** | **20,091,746** | **14,690,212** | **14,690,321** | **144,545,483** |
| **Revenue Source** | | | | | | |
| Big Coppitt Special Assessments | 330,000 | 330,000 | 330,000 | 330,000 | 15,000 | 30,000 |
| Infrastructure Sales Tax | 19,640,196 | 19,638,009 | 17,636,006 | 12,234,472 | 12,549,581 | 135,054,003 |
| Cudjoe Special Assessments | 2,125,740 | 2,125,740 | 2,125,740 | 2,125,740 | 2,125,740 | 9,461,480 |
| *Total Revenue* | **22,095,936** | **22,093,749** | **20,091,746** | **14,690,212** | **14,690,321** | **144,545,483** |

| | FY 2024 | FY 2025 | FY 2026 | FY 2027 | FY 2028 |
|---|---|---|---|---|---|
| **Debt to Revenue Ratio** | 69.0% | 67.7% | 60.3% | 43.3% | 42.4% |

## Capital Improvement Plan (CIP) Funds:

**Road & Bridge (Fund 102)** accounts for the operation of the Road Department and repair and maintenance of county roads and bridges. State and county fuel taxes are the main revenue source of this fund.

**Impact Fees – Roads (Fund 130)** accounts for roadway impact fees (Licenses & Permits) collected within the County's Impact Fee districts. Funds are used for the capital expansion of the county's major road network system in the district where the fees are collected.

**Impact Fees – Parks & Recreation (Fund 131)** accounts for park impact fees (Licenses & Permits) collected within the County's Impact Fee districts. Funds are used for the capital expansion of the county's community park facilities in the sub district where the fees have been collected.

**Impact Fees – Solid Waste (Fund 133)** accounts for solid waste impact fees collected within the County's Impact Fee districts. The funds can be used for the purpose of construction and expansion of solid waste facilities in Monroe County and also the purchase of the new incinerators and equipment. On June 21, 2017, the Board of County Commissioners voted to amend the Solid Waste Impact Fee to $0.00 beginning January 1, 2018.

**Impact Fees – Police Facilities (Fund 134)** accounts for police impact fees collected within the County's Impact Fee districts. Funds are used for the purpose of capital expansion of police and jail facilities, and the acquisition of new patrol cars. On June 21, 2017, the Board of County Commissioners voted to amend the Police Facilities Impact Fee to $0.00 beginning on January 1, 2018.

**Impact Fees – Fire & EMS (Fund 135)** accounts for fire facility impact fees collected within the County's Impact Fee districts. Funds can be used for the capital expansion of the County's fire facilities, including wells and hydrants.

**One Cent Infrastructure Sales Surtax (Fund 304)** accounts for major Physical Environment, General Government, Culture & Recreational, and Public Safety projects along with debt service for capital improvements projects and Project Management. In November 2022, Monroe County residents approved a referendum providing an extension of the One Cent Infrastructure Sales Tax to 2048.

**Clerk of Court Network Administration (Fund 306)** accounts for the Clerks network system. It is funded by the One Cent Infrastructure Sales Tax.

**Land Acquisition (Fund 316)** was established for the conservation, habitat protection, and mitigation of potential future takings liability.

## One Cent Infrastructure Sales Surtax Revenue History

The following graphs show the history of the One Cent Infrastructure Sales Tax Revenue since its inception in 1990. The tax allows for one percent tax on most purchases in the county. This one percent, or one penny, is collected on every dollar spent by both residents and visitors who purchase goods in the county.

| One Cent Sales Tax | |
|---|---|
| Year | Amount |
| 1990 | $ 6,527,762 |
| 1991 | $ 7,763,175 |
| 1992 | $ 8,546,742 |
| 1993 | $ 10,027,642 |
| 1994 | $ 9,953,100 |
| 1995 | $ 10,746,262 |
| 1996 | $ 11,521,699 |
| 1997 | $ 12,009,003 |
| 1998 | $ 13,217,392 |
| 1999 | $ 12,996,907 |
| 2000 | $ 12,387,681 |
| 2001 | $ 12,719,997 |
| 2002 | $ 12,645,370 |
| 2003 | $ 12,884,890 |
| 2004 | $ 15,365,641 |
| 2005 | $ 14,875,923 |
| 2006 | $ 15,201,005 |
| 2007 | $ 15,200,286 |
| 2008 | $ 15,147,593 |
| 2009 | $ 13,702,434 |
| 2010 | $ 14,085,030 |
| 2011 | $ 15,374,998 |
| 2012 | $ 16,318,450 |
| 2013 | $ 17,172,359 |
| 2014 | $ 18,653,970 |
| 2015 | $ 20,161,451 |
| 2016 | $ 20,817,676 |
| 2017 | $ 21,510,929 |
| 2018 | $ 20,805,323 |
| 2019 | *$ 23,583,643* |
| *2020* | *$ 19,863,169* |
| *2021* | *$ 28,613,899* |
| *2022* | *$ 34,358,790* |
| *2023 Estm* | *$ 32,353,072* |
| ***Total:*** | 547,113,263 |

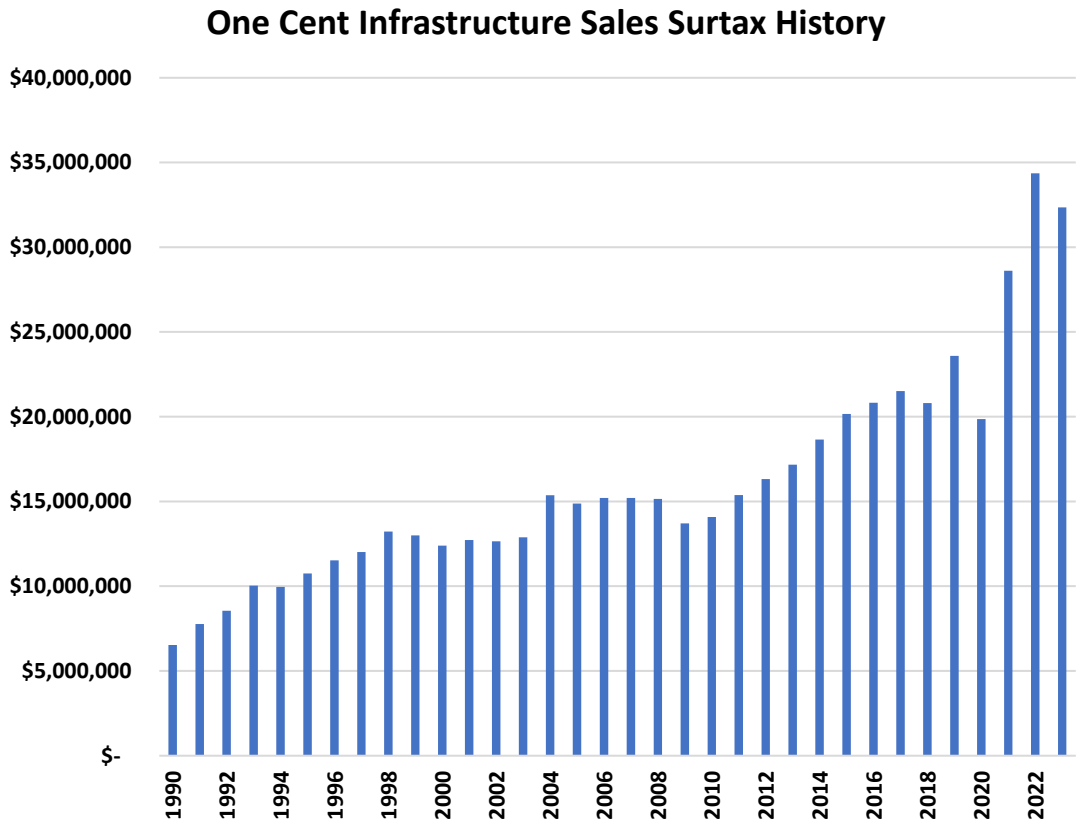


**State Revenue Estimates for Fiscal Year Ending September 30, 2023**

| Local Government | 1% Tax Rate - Default Formula | |
|---|---|---|
| | Distribution Percentage | Estimated Distribution |
| **MONROE BOCC** | **60.502190** | **34,072,179** |
| Islamorada | 6.284887 | 3,539,372 |
| Key Colony Beach | 0.700382 | 394,424 |
| Key West | 23.569208 | 13,273,144 |
| Layton | 0.186356 | 104,948 |
| Marathon | 8.756977 | 4,931,545 |
| Countywide Total | 100.000000 | 56,315,612 |

| One Cent Infrastructure Fund 304 | 2023 Estimate | 2024 Estimate | 2025 Estimate | 2026 Estimate | 2027 Estimate | 2028 Estimate |
|---|---|---|---|---|---|---|
| **Beginning Fund Balance** | **31,983,319** | **27,708,017** | **12,660,589** | **10,705,979** | **8,340,801** | **9,956,421** |
| Revenue | 42,074,866 | 52,787,845 | 73,568,400 | 36,028,200 | 36,694,056 | 36,981,340 |
| Expense | (46,350,168) | (67,835,273) | (75,523,010) | (38,393,378) | (35,078,436) | (26,610,981) |
| ***Estimated Ending Fund Balance*** | **27,708,017** | **12,660,589** | **10,705,979** | **8,340,801** | **9,956,421** | **20,326,780** |

*Fiscal Year 2022 had the highest annual one cent infrastructure surtax revenue collected at $34.3 million. As of 2022, the state is estimating FY2023 revenue to be $34 million. However, Fiscal Year 2023 monthly receipts have consistently fallen short of the previous year's receipts. Therefore, OMB is estimating $32.3 million in FY23 Sales Tax Revenue. Actual revenue will change the ending fund balance estimate.*

## Fuel Tax History

The following graphs show the County's fuel tax revenues received for the tax year period from 2013 through 2022. FY2023 is ongoing and actuals will not be published until fiscal year end.

| Fuel Tax Revenues | 2013 | 2014 | 2015 | 2016 | 2017 | 2018 | 2019 | 2020 | 2021 | 2022 |
|---|---|---|---|---|---|---|---|---|---|---|
| Sales Tax County 9th Cent | 470,739 | 528,181 | 541,261 | 562,954 | 564,819 | 535,289 | 565,999 | 522,425 | 591,257 | 585,713 |
| Fuel Tax Local Option | 1,553,841 | 1,824,025 | 1,871,727 | 1,971,908 | 1,979,973 | 1,840,815 | 1,980,939 | 1,773,239 | 2,409,420 | 2,518,693 |
| County Fuel Tax | 1,012,612 | 1,018,966 | 1,072,482 | 1,120,983 | 1,147,550 | 1,157,892 | 1,170,266 | 1,069,221 | 1,143,084 | 1,196,856 |
| Constitutional Gas Tax 20% | 455,896 | 470,180 | 402,087 | 333,591 | 561,952 | 525,277 | 494,099 | 487,315 | 513,991 | 545,662 |
| Constitutional Gas Tax 80% | 1,823,584 | 1,880,721 | 1,824,132 | 2,190,910 | 2,247,080 | 2,101,107 | 2,199,386 | 1,949,259 | 2,055,963 | 2,182,649 |
| **Total Fuel Taxes Revenues** | 5,316,672 | 5,722,073 | 5,711,689 | 6,180,347 | 6,501,374 | 6,160,380 | 6,410,689 | 5,801,458 | 6,713,715 | 7,029,573 |

*2023 is not included as the fiscal year is ongoing and actuals are published at year end.

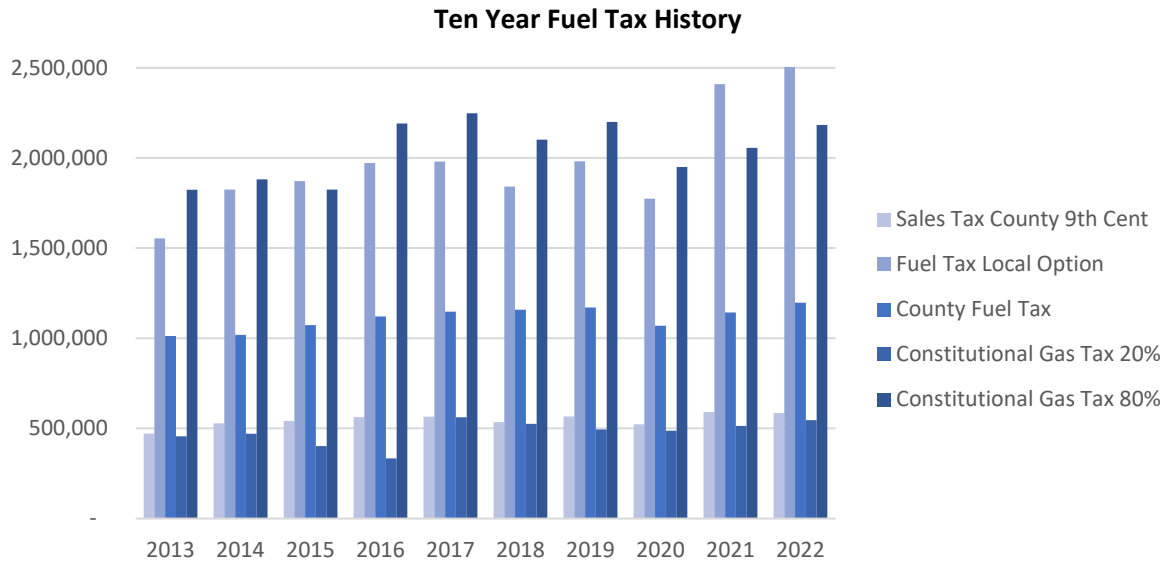


**Constitutional Gas Tax** – The two cents per gallon tax is placed on motor fuel and collected by the Florida State Department of Revenue (DOR). The allocation formula is based on the geographic area, population, and a collection component. This factor is then calculated annually for each county in the form of weighted county-to-state ratios. To determine each county's monthly distribution, the monthly statewide tax receipts are multiplied by each county's distribution factor.

**County Fuel Tax** – The Florida Legislature has levied a one cent per gallon tax on motor fuel for distribution to county governments pursuant to the same formula used to distribute the Constitutional Gas Tax.

**Local Option and Ninth-Cent Fuel Taxes** – In addition to the two-cent constitutional gas tax and the one cent County Gas Tax, counties may impose up to 12 cents of local option fuel taxes in the form of three separate levies. The first is a tax of 1 cent on every net gallon of motor and diesel fuel sold within the county. This is known as the "Ninth" cent fuel tax. The second is a tax of 1 to 6 cents on every net gallon of motor and diesel fuel sold within the county. The third is a 1 to 5 cent levy upon every net gallon of motor fuel sold within the county. The third tax does not apply to diesel fuel. Monroe County now levies all twelve of the twelve cents on motor fuel and seven of the seven cents on diesel fuel. Monthly distribution on motor fuel is based on reports from terminal suppliers, wholesalers, and importers as the destination of the gallons distributed for retail sale or use. Taxes on diesel are distributed according to Florida Statute proceeds.

| Roads and Bridges Fund 102 | 2023 Estimate | 2024 Estimate | 2025 Estimate | 2026 Estimate | 2027 Estimate | 2028 Estimate |
|---|---|---|---|---|---|---|
| Beginning Fund Balance | 6,168,644 | 7,123,750 | 7,333,185 | 7,542,620 | 7,752,055 | 7,961,490 |
| Revenue | 7,595,402 | 6,893,700 | 6,893,700 | 6,893,700 | 6,893,700 | 6,893,700 |
| Expense | (6,640,296) | (6,684,265) | (6,684,265) | (6,684,265) | (6,684,265) | (6,684,265) |
| **Estimated Ending Fund Balance** | 7,123,750 | 7,333,185 | 7,542,620 | 7,752,055 | 7,961,490 | 8,170,925 |

| Project Name | Cost Center | Fund | FY2024 Proposed | FY2025 | FY2026 | FY2027 | FY2028 | 5 Year Total |
|---|---|---|---|---|---|---|---|---|
| **Physical Environment** | | | | | | | | |
| Solid Waste Impact Fees | 30500 | 133 | 135,285 | - | - | - | - | 135,285 |
| Land Acquisition | 23013 | 316 | 1,703,798 | - | - | - | - | 1,703,798 |
| **Total Physical Environment** | | | **1,839,083** | **-** | **-** | **-** | **-** | **1,839,083.00** |
| **General Government** | | | | | | | | |
| Jefferson Browne/Jackson Square | 24005 | 304 | 850,000 | 1,313,000 | 1,517,500 | 2,307,500 | 1,650,000 | 7,638,000 |
| Ocean Reef ILA/Ambulance Purchase | 24003 | 304 | 361,000 | - | - | - | - | 361,000 |
| Public Defender/Simonton Property | 24007 | 304 | 326,688 | - | - | - | - | 326,688 |
| HMGP Wind Retrofit | 24010 | 304 | 99,223 | 917,128 | 917,128 | - | - | 1,933,479 |
| Rockland Key Facility | 24009 | 304 | 1,445,000 | 1,073,000 | - | - | - | 2,518,000 |
| Gato Building Repairs | 24011 | 304 | 139,370 | - | - | - | - | 139,370 |
| HMGP Generators | 24015 | 304 | 137,500 | 668,750 | 668,750 | - | - | 1,475,000 |
| Historic Courthouse Envelope Repairs | 24016 | 304 | 451,062 | - | - | - | - | 451,062 |
| **Total General Government** | | | **3,809,843** | **3,971,878** | **3,103,378** | **2,307,500** | **1,650,000** | **14,842,599** |
| **Culture & Recreation** | | | | | | | | |
| Parks & Rec Impact Fees (All Districts) | 295* | 131 | 689,042 | - | - | - | - | 689,042 |
| Key Largo Park Pickleball Courts | 29523 | 131 | 171,317 | - | - | - | - | 171,317 |
| Higgs Beach Atlantic Blvd Relocation | 25001 | 304 | 100,000 | 100,000 | 1,000,000 | 4,000,000 | - | 5,200,000 |
| Rowell's Marina | 25005 | 304 | 80,200 | - | - | - | - | 80,200 |
| Key West Activity Center | 25009 | 304 | 1,750,000 | - | - | - | - | 1,750,000 |
| **Total Culture & Recreation** | | | **2,790,559** | **100,000** | **1,000,000** | **4,000,000** | **-** | **7,890,559.00** |
| **Public Safety** | | | | | | | | |
| Fire & EMS Impact Fees (All Districts) | 315* | 135 | 191,739 | - | - | - | - | 191,739 |
| KL Fire Hydrants | 26002 | 304 | 150,000 | 150,000 | 150,000 | - | - | 450,000 |
| MCSO Generator | 26004 | 304 | 2,780,000 | 616,570 | - | - | - | 3,396,570 |
| Trauma Star Helicopter Replacement | 26001 | 304 | 13,306,800 | 38,193,000 | - | - | - | 51,499,800 |
| MCSO Cudjoe Substation | 26009 | 304 | 50,000 | 250,000 | 2,000,000 | 2,000,000 | - | 4,300,000 |
| MCSO Marathon Substation | 26010 | 304 | 660,000 | 1,340,000 | - | - | - | 2,000,000 |
| Sugarloaf Fire Station | 26013 | 304 | 5,908,265 | 1,541,218 | - | - | - | 7,449,483 |
| **Total Public Safety** | | | **23,046,804** | **42,090,788** | **2,150,000** | **2,000,000** | **-** | **69,287,592** |
| **Transportation** | | | | | | | | |
| Roads & Bridges | 225* | 102 | 8,964,780 | 8,964,780 | 8,964,780 | 8,964,780 | 8,964,780 | 44,823,900 |
| Harbor Drive Bridge | 22561/27012 | 102/304 | 5,257,282 | 500,000 | - | - | - | 5,757,282 |
| Seaview Drive Bridge | 22564/27007 | 102/304 | 1,489,089 | - | - | - | - | 1,489,089 |
| Roadway Impact Fee (All Districts) | 290* | 130 | 720,192 | - | - | - | - | 720,192 |
| Key Largo III | 27010 | 304 | 1,075,354 | 270,530 | - | - | - | 1,345,884 |
| Sands Subdivision Sea Level Rise | 22562/27013 | 102/304 | 493,370 | - | - | - | - | 493,370 |
| Key Deer Blvd North of Watson Repair | 27020 | 304 | 300,000 | 300,000 | 3,447,403 | 1,800,000 | - | 5,847,403 |
| No Name Key Bridge Repair | 27015 | 304 | 506,178 | 400,000 | 400,000 | 4,400,000 | 4,400,000 | 10,106,178 |
| Sugarloaf Blvd Bridge Replacement | 27016 | 304 | - | - | 3,480,191 | 1,160,064 | - | 4,640,255 |
| Twin Lakes | 27001 | 304 | 2,000,000 | 1,000,000 | - | - | - | 3,000,000 |
| Toms Harbor Channel Bridge | 27018 | 304 | 498,039 | - | - | - | - | 498,039 |
| Crane Blvd Shared Use Path | 27019 | 304 | - | - | - | - | 1,150,000 | 1,150,000 |
| Conch Key Roads SLR | 27021 | 304 | 324,257 | - | - | - | - | 324,257 |
| Stillwright Point | 27017 | 304 | 450,000 | 75,405 | - | - | - | 525,405 |
| **Total Transportation** | | | **22,078,541** | **11,510,715** | **16,292,374** | **16,324,844** | **14,514,780** | **80,721,254** |
| **Reserves, Debt Service, Transfers, Administrative** | | | | | | | | |
| Reserves/Budgeted Transfers - 102 | | 102 | 2,650,114 | 2,650,114 | 2,650,114 | 2,650,114 | 2,650,114 | 13,250,570 |
| Project Management Admin | | 304 | 2,891,448 | 2,891,448 | 2,891,448 | 2,891,448 | 2,891,448 | 14,457,240 |
| Old 7 Mile Bridge | | 304 | 562,655 | 562,655 | 562,655 | 562,655 | 562,655 | 2,813,275 |
| Finance Miscellaneous | | 304 | 500,000 | 500,000 | 500,000 | 500,000 | 500,000 | 2,500,000 |
| Reserves - Fund 304 | | 304 | 5,454,265 | 6,500,000 | 6,500,000 | 6,500,000 | 8,742,338 | 33,696,603 |
| Transfer to Other Funds & Debt Service - Fund 304 | | 304 | 22,629,813 | 22,627,626 | 20,625,623 | 15,224,089 | 15,224,198 | 96,331,349 |
| Clerk of Court Network System | | 306 | 100,000 | - | - | - | - | 100,000 |
| Wastewater Administrative | | 304 | 262,680 | 232,680 | 232,680 | 232,680 | 232,680 | 1,193,400 |
| Reserves - Fund 316 | | 316 | 150,000 | - | - | - | - | 150,000 |
| **Total Reserves, Debt Service, Transfers, Administrative** | | | **35,200,975** | **35,964,523** | **33,962,520** | **28,560,986** | **30,803,433** | **164,492,437** |
| | | | **88,765,805** | **93,637,904** | **56,508,272** | **53,193,330** | **46,968,213** | **339,073,524** |

## Overview

The Physical Environment section contains capital improvement projects designed to facilitate the provision of services by the different branches of Monroe County government with regards to wastewater management and land preservation. Major Physical Environment capital projects in FY 2024 include land acquisition and impact fee funded Solid Waste projects.

## Funding Sources

Physical Environment projects are funded by One Cent Infrastructure Sales Tax revenue, bond proceeds, special assessments, and various impact fees.

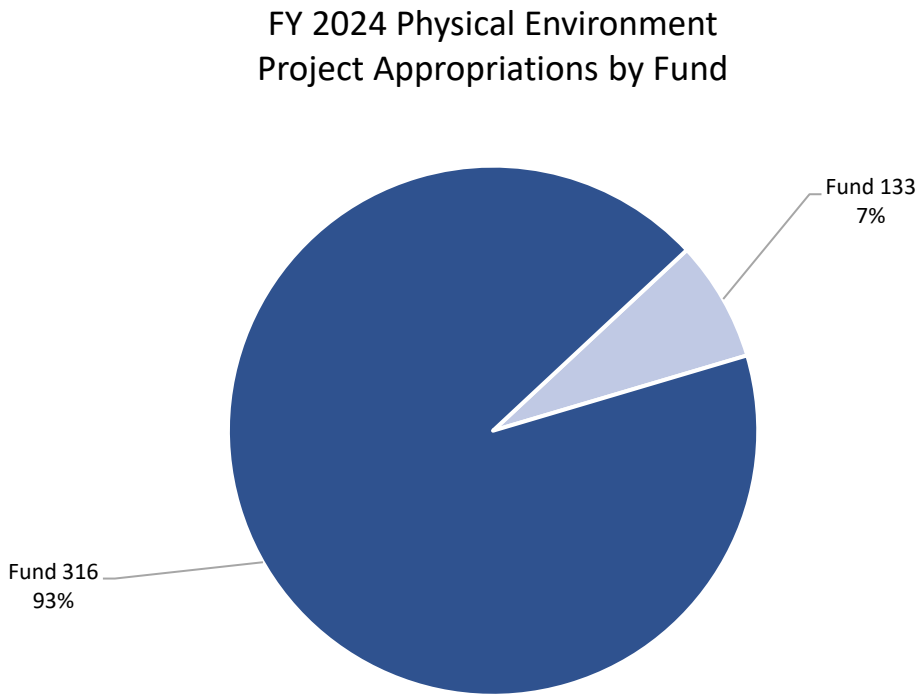


**FY 2024 – 2028**
**Physical Environment Projects**

| Projects | Fund | Cost Center | FY2024 Proposed | FY2025 Proposed | FY2024 Proposed | FY2025 Proposed | FY2024 Proposed |
|---|---|---|---|---|---|---|---|
| Solid Waste Impact Fees | 133 | 30500 | 135,285 | - | - | - | - |
| Land Acquisition | 316 | 23013 | 1,703,798 | - | - | - | - |
| **Total Physical Environment** | | | 1,839,083 | - | - | - | - |

**Budget amounts for Impact Fees are based on the availability of funds.*

## Overview

The General Government section contains capital improvement projects designed to facilitate the provision of services by the legislative and administrative branches of Monroe County government. The major General Government capital projects budgeted in FY 2024 include the Rockland Key Facility, Public Defender/Simonton Property, & Jefferson Browne/Jackson Square Chiller Building.

## Funding Sources

General Government projects are funded by One Cent Infrastructure Sales Tax revenue.

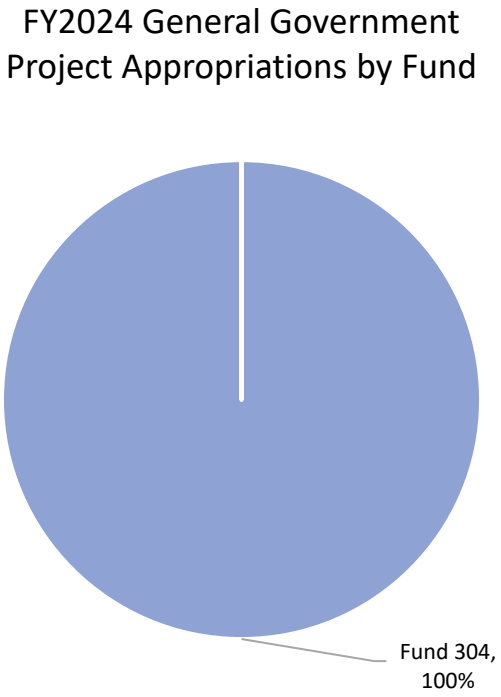


**FY 2024 – 2028**
**General Government Projects**

| Projects | Fund | Cost Center | FY2024 Proposed | FY2025 Proposed | FY2026 Proposed | FY2027 Proposed | FY2028 Proposed |
|---|---|---|---|---|---|---|---|
| Jefferson Browne/Jackson Square | 304 | 24005 | 850,000 | 1,313,000 | 1,517,500 | 2,307,500 | 1,650,000 |
| Ocean Reef ILA/Ambulance Purchase | 304 | 24003 | 361,000 | - | - | - | - |
| Public Defender/Simonton Property | 304 | 24007 | 326,688 | - | - | - | - |
| HMGP Wind Retrofit | 304 | 24010 | 99,223 | 917,128 | 917,128 | - | - |
| Rockland Key Facility | 304 | 24009 | 1,445,000 | 1,073,000 | - | - | - |
| Gato Building Repairs | 304 | 24011 | 139,370 | - | - | - | - |
| HMGP Generators | 304 | 24015 | 137,500 | 668,750 | 668,750 | - | - |
| Historic Courthouse Envelope Repairs | 304 | 24016 | 451,062 | - | - | - | - |
| **Total General Government** | | | 3,809,843 | 3,971,878 | 3,103,378 | 2,307,500 | 1,650,000 |

## Overview

The Culture and Recreation section contains capital improvement projects designed to facilitate the provision, maintenance, and operation of culture and recreation facilities and activities. Major Culture and Recreation projects budgeted in FY 2024 include Rowell's Marina and a Key West Activity Center.

## Funding Source

Culture and Recreation projects are funded by One Cent Infrastructure Sales Tax revenue and various impact fees.

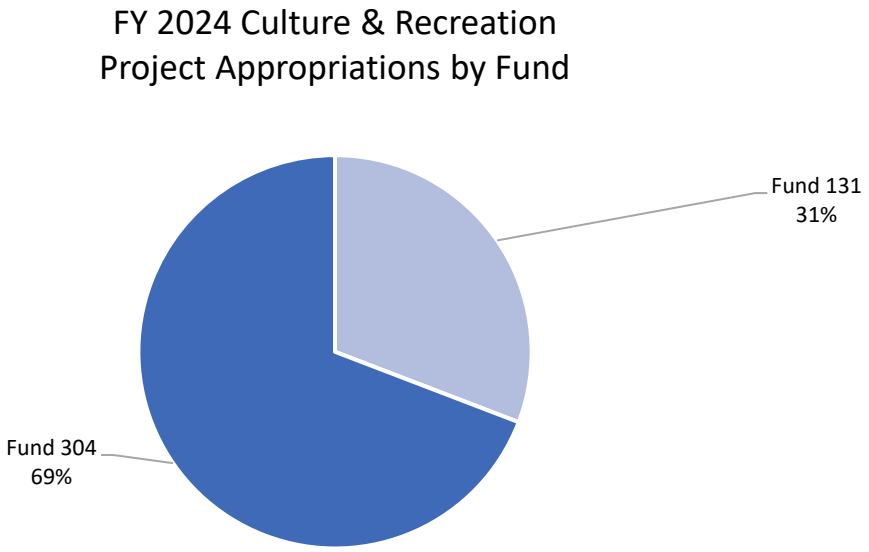


**FY 2024 – 2028**
**Culture & Recreation Projects**

| Projects | Fund | Cost Center | FY2024 Proposed | FY2025 Proposed | FY2026 Proposed | FY2027 Proposed | FY2028 Proposed |
|---|---|---|---|---|---|---|---|
| Parks & Rec Impact Fees (All Districts) | 131 | 295* | 689,042 | - | - | - | - |
| Key Largo Park Pickleball Courts | 131 | 29523 | 171,317 | - | - | - | - |
| Higgs Beach Atlantic Blvd Relocation | 304 | 25001 | 100,000 | 100,000 | 1,000,000 | 4,000,000 | - |
| Rowell's Marina | 304 | 25005 | 80,200 | - | - | - | - |
| Key West Activity Center | 304 | 25009 | 1,750,000 | - | - | - | - |
| **Total Culture & Recreation** | | | 2,790,559 | 100,000 | 1,000,000 | 4,000,000 | - |

** Budget amounts for Impact Fees are based on the availability of funds.*

## Overview

The Economic Environment section contains capital improvement projects designed to develop and improve the economic conditions of the community and its citizens. Currently there are no capital projects that fall into the Economic Environment category.

## Funding Source

Economic Environment projects are funded by One Cent Infrastructure Sales Tax revenue.

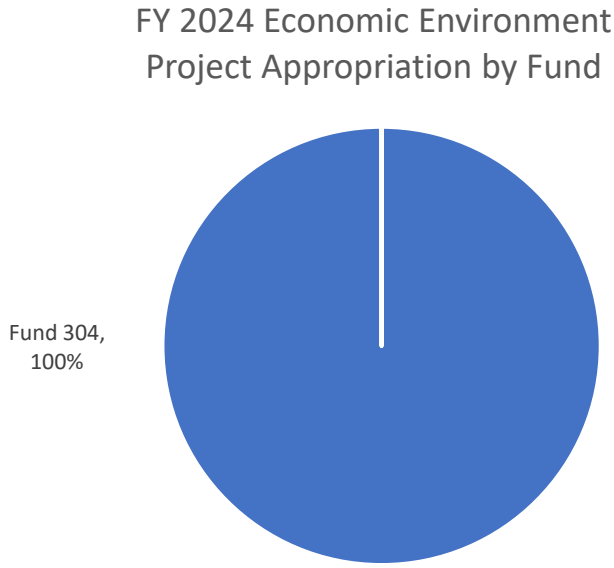

## Overview

The Public Safety section contains capital improvement projects designed to facilitate the provision of public services by Monroe County government. Major Public Safety capital projects in FY 2024 include the purchase of three helicopters for the Trauma Star air ambulance program and the construction of a new Sugarloaf Fire Station. Trauma Star air ambulance is a necessary service due to the isolated nature of the Florida Keys.

## Funding Sources

Public Safety projects are funded by One Cent Infrastructure Sales Tax revenue and various impact fees.

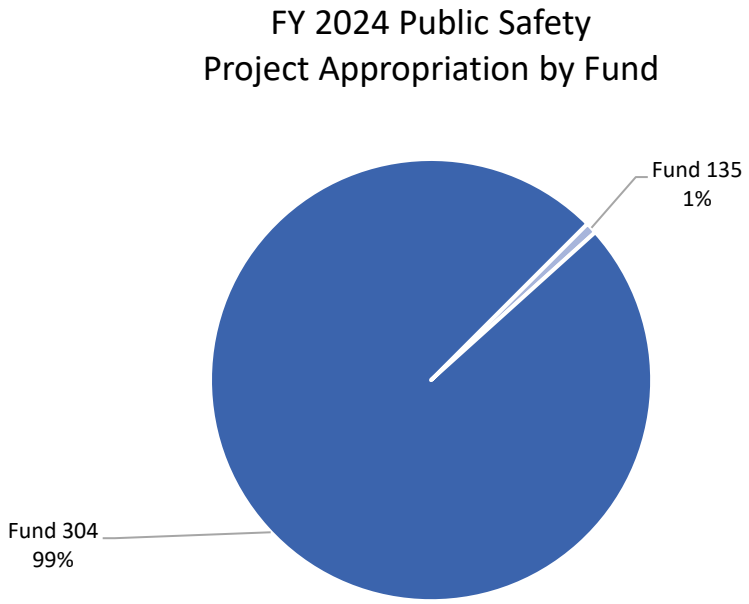


**FY 2024 - 2028**
**Public Safety Projects**

| Projects | Fund | Cost Center | FY2024 Proposed | FY2025 Proposed | FY2026 Proposed | FY2027 Proposed | FY2028 Proposed |
|---|---|---|---|---|---|---|---|
| Fire & EMS Impact Fees (All Districts) | 135 | 315* | 191,739 | - | - | - | - |
| KL Fire Hydrants | 304 | 26002 | 150,000 | 150,000 | 150,000 | - | - |
| MCSO Generator | 304 | 26004 | 2,780,000 | 616,570 | - | - | - |
| Trauma Star Helicopter Replacement | 304 | 26001 | 13,306,800 | 38,193,000 | - | - | - |
| MCSO Cudjoe Substation | 304 | 26009 | 50,000 | 250,000 | 2,000,000 | 2,000,000 | - |
| MCSO Marathon Substation | 304 | 26010 | 660,000 | 1,340,000 | - | - | - |
| Sugarloaf Fire Station | 304 | 26013 | 5,908,265 | 1,541,218 | - | - | - |
| **Total Public Safety** | | | 23,046,804 | 42,090,788 | 2,150,000 | 2,000,000 | - |

** Budget amounts for Impact Fees are based on the availability of funds.*

## Overview

The Transportation section contains capital improvement projects designed to facilitate the provision of services by Monroe County government with regards to the County's roads and bridges. The FY 2024 capital budget includes funding for the repair of roads and replacement of multiple bridges across Monroe County.

## Funding Sources

Transportation projects are funded by One Cent Infrastructure Sales Tax revenue, state and county fuel taxes, and impact fees.

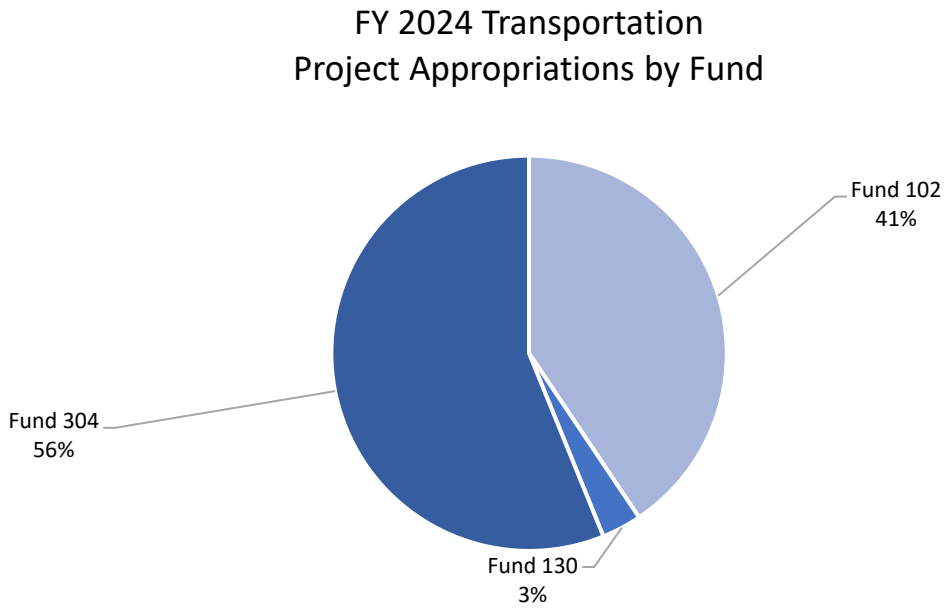


**FY 2024 – 2028**
**Transportation Projects**

| Projects | Fund | Cost Center | FY2024 Proposed | FY2025 Proposed | FY2026 Proposed | FY2027 Proposed | FY2028 Proposed |
|---|---|---|---|---|---|---|---|
| Roads & Bridges | 102 | 225* | 8,964,780 | 8,964,780 | 8,964,780 | 8,964,780 | 8,964,780 |
| Harbor Drive Bridge | 102/304 | 22561/27012 | 5,257,282 | 500,000 | - | - | - |
| Seaview Drive Bridge | 102/304 | 22564/27007 | 1,489,089 | - | - | - | - |
| Roadway Impact Fee (All Districts) | 130 | 290* | 720,192 | - | - | - | - |
| Key Largo III | 304 | 27010 | 1,075,354 | 270,530 | - | - | - |
| Sands Subdivision Sea Level Rise | 102/304 | 22562/27013 | 493,370 | - | - | - | - |
| Key Deer Blvd North of Watson Repair | 304 | 27020 | 300,000 | 300,000 | 3,447,403 | 1,800,000 | - |
| No Name Key Bridge Repair | 304 | 27015 | 506,178 | 400,000 | 400,000 | 4,400,000 | 4,400,000 |
| Sugarloaf Blvd Bridge Replacement | 304 | 27016 | - | - | 3,480,191 | 1,160,064 | - |
| Twin Lakes | 304 | 27001 | 2,000,000 | 1,000,000 | - | - | - |
| Toms Harbor Channel Bridge | 304 | 27018 | 498,039 | - | - | - | - |
| Crane Blvd Shared Use Path | 304 | 27019 | - | - | - | - | 1,150,000 |
| Conch Key Roads SLR | 304 | 27021 | 324,257 | - | - | - | - |
| Stillwright Point | 304 | 27017 | 450,000 | 75,405 | - | - | - |
| **Total Transportation** | | | 22,078,541 | 11,510,715 | 16,292,374 | 16,324,844 | 14,514,780 |

** Budget amounts for Impact Fees are based on the availability of funds.*

## Roads and Bridges (Fund 102)

This fund accounts for the operation of the Road Department and repair and maintenance of county roads and bridges. State and county fuel taxes are the main revenue source for this fund.

| Revenues | FY2024 Proposed | FY2025 | FY2026 | FY2027 | FY2028 | 5 Year Total |
|---|---|---|---|---|---|---|
| Fuel Taxes | 2,975,000 | 2,975,000 | 2,975,000 | 2,975,000 | 2,975,000 | 14,875,000 |
| State Shared Fuel Tax | 3,765,000 | 3,765,000 | 3,765,000 | 3,765,000 | 3,765,000 | 18,825,000 |
| Services - Transportation | 3,700 | 3,700 | 3,700 | 3,700 | 3,700 | 18,500 |
| Interest | 150,000 | 150,000 | 150,000 | 150,000 | 150,000 | 750,000 |
| Less 5% | (344,685) | (344,685) | (344,685) | (344,685) | (344,685) | (1,723,425) |
| Fund Balance Forward | 5,065,879 | 5,065,879 | 5,065,879 | 5,065,879 | 5,065,879 | 25,329,395 |
| **Total Revenues** | 11,614,894 | 11,614,894 | 11,614,894 | 11,614,894 | 11,614,894 | 58,074,470 |

| Expenses | FY2024 Proposed | FY2025 | FY2026 | FY2027 | FY2028 | 5 Year Total |
|---|---|---|---|---|---|---|
| County Engineering R&B | 1,112,644 | 1,112,644 | 1,112,644 | 1,112,644 | 1,112,644 | 5,563,220 |
| Roads Department | 6,277,512 | 6,277,512 | 6,277,512 | 6,277,512 | 6,277,512 | 31,387,560 |
| Local Option Gas Tax Projects | 612,583 | 612,583 | 612,583 | 612,583 | 612,583 | 3,062,915 |
| Street Lighting | 212,041 | 212,041 | 212,041 | 212,041 | 212,041 | 1,060,205 |
| Sustainability - Roads | 100,000 | 100,000 | 100,000 | 100,000 | 100,000 | 500,000 |
| Constitutional Tax Projects 80% | 650,000 | 650,000 | 650,000 | 650,000 | 650,000 | 3,250,000 |
| Budget Transfers | 408,919 | 408,919 | 408,919 | 408,919 | 408,919 | 2,044,595 |
| Reserves | 2,241,195 | 2,241,195 | 2,241,195 | 2,241,195 | 2,241,195 | 11,205,975 |
| **Total Expenses** | 11,614,894 | 11,614,894 | 11,614,894 | 11,614,894 | 11,614,894 | 58,074,470 |

| Roads and Bridges Fund 102 | 2023 Estimate | 2024 Estimate | 2025 Estimate | 2026 Estimate | 2027 Estimate | 2028 Estimate |
|---|---|---|---|---|---|---|
| Beginning Fund Balance | 6,168,644 | 7,123,750 | 7,333,185 | 7,542,620 | 7,752,055 | 7,961,490 |
| Revenue | 7,595,402 | 6,893,700 | 6,893,700 | 6,893,700 | 6,893,700 | 6,893,700 |
| Expense | (6,640,296) | (6,684,265) | (6,684,265) | (6,684,265) | (6,684,265) | (6,684,265) |
| **Estimated Ending Fund Balance** | 7,123,750 | 7,333,185 | 7,542,620 | 7,752,055 | 7,961,490 | 8,170,925 |

## Impact Fees – Roads (Fund 130)

This fund accounts for roadway impact fees (Licenses and Permits) collected within the County's Impact Fee districts. Funds are used for the capital expansion of the county's major road network system in the district where the fees are collected.

| **Revenues** | FY24 Proposed | FY2025 | FY2026 | FY2027 | FY2028 | 5 Year Total |
|---|---|---|---|---|---|---|
| Impact Fees - Roads | 42,500 | | | | | 42,500 |
| Interest Earnings | 10,500 | | | | | 10,500 |
| Less 5% | (2,650) | | | | | (2,650) |
| Fund Balance Forward | 669,842 | | | | | 669,842 |
| **Total Revenues** | 720,192 | - | - | - | - | 720,192 |

| **Expenses** | FY24 Proposed | FY2025 | FY2026 | FY2027 | FY2028 | 5 Year Total |
|---|---|---|---|---|---|---|
| Roadway Impact Fees (All Districts) | 720,192 | | | | | 720,192 |
| **Total Expenses** | 720,192 | - | - | - | - | 720,192 |

## Impact Fees – Parks and Recreation (Fund 131)

This fund accounts for park impact fees (Licenses and Permits) collected within the County's Impact Fee districts. Funds are used for the capital expansion of the county's community park facilities in the sub district where the fees have been collected.

| **Revenues** | FY24 Proposed | FY2025 | FY2025 | FY2026 | FY2027 | 5 Year Total |
|---|---|---|---|---|---|---|
| Impact Fees - Parks & Recreation | 21,000 | | | | | 21,000 |
| Less 5% | (1,050) | | | | | (1,050) |
| Fund Balance Forward | 840,409 | | | | | 840,409 |
| **Total Revenues** | 860,359 | - | - | - | - | 860,359 |

| **Expenses** | FY24 Proposed | FY2025 | FY2025 | FY2026 | FY2027 | 5 Year Total |
|---|---|---|---|---|---|---|
| Key Largo Park Pickleball Courts | 171,317 | | | | | 171,317 |
| Parks and Recreation (All Districts) | 689,042 | | | | | 689,042 |
| **Total Expenses** | 860,359 | - | - | - | - | 860,359 |

## Impact Fees – Solid Waste (Fund 133)

This fund accounts for solid waste impact fees collected within the County's Impact Fee districts. The funds can be used for the purpose of construction and expansion of solid waste facilities in Monroe County, and also the purchase of new incinerators and equipment. On June 21, 2017, the Board of County Commissioners voted to amend the Solid Waste Impact Fee to $0.00 beginning January 1, 2018.

| **Revenues** | FY24 Proposed | FY2025 | FY2026 | FY2027 | FY2028 | 5 Year Total |
|---|---|---|---|---|---|---|
| Interest Earnings | 300 | | | | | 300 |
| Less 5% | (15) | | | | | (15) |
| Fund Balance Forward | 135,000 | | | | | 135,000 |
| **Total Revenues** | 135,285 | - | - | - | - | 135,285 |

| **Expenses** | FY24 Proposed | FY2025 | FY2026 | FY2027 | FY2028 | 5 Year Total |
|---|---|---|---|---|---|---|
| Solid Waste Impact Fees | 135,285 | | | | | 135,285 |
| **Total Expenses** | 135,285 | - | - | - | - | 135,285 |

## Impact Fees – Fire & EMS (Fund 135)

This fund accounts for fire facility impact fees collected within the County's Impact Fee districts. Funds can be used for the capital expansion of the County's fire facilities including wells and hydrants.

| **Revenues** | FY24 Proposed | FY2025 | FY2026 | FY2027 | FY2028 | 5 Year Total |
|---|---|---|---|---|---|---|
| Impact Fees | 13,700 | | | | | 13,700 |
| Interest Earnings | 131 | | | | | 131 |
| Less 5% | (692) | | | | | (692) |
| Fund Balance Forward | 178,600 | | | | | 178,600 |
| **Total Revenues** | 191,739 | - | - | - | - | 191,739 |

| **Expenses** | FY24 Proposed | FY2025 | FY2026 | FY2027 | FY2028 | 5 Year Total |
|---|---|---|---|---|---|---|
| Fire & EMS Impact Fees (All Districts) | 191,739 | | | | | 191,739 |
| **Total Expenses** | 191,739 | - | - | - | - | 191,739 |

## The One Cent Infrastructure Sales Surtax (Fund 304)

This fund accounts for major Physical Environment projects, General Government projects, Culture and Recreation projects, and Public Safety projects, along with debt services for capital improvement projects and Project Management administrative costs. In November 2022, Monroe County residents approved a referendum providing an extension of the One Cent Infrastructure Sales Tax to 2048.

| Revenues | FY24 Proposed | FY2025 | FY2026 | FY2027 | FY2028 | 5 Year Total |
|---|---|---|---|---|---|---|
| One Cent Infrastructure Sales Tax | 32,000,000 | 32,640,000 | 33,292,800 | 33,958,656 | 34,637,829 | 166,529,285 |
| Interest Earnings | 50,000 | 50,000 | 50,000 | 50,000 | 50,000 | 250,000 |
| Special Assessments | 2,785,400 | 2,685,400 | 2,685,400 | 2,685,400 | 2,293,511 | 13,135,111 |
| Debt Proceeds | 13,306,800 | 38,193,000 | | | | |
| Transfer in from Other Funds | 4,645,645 | | | | | |
| Less 5% | (1,741,770) | (1,768,770) | (1,801,410) | (1,834,703) | (1,849,068) | (8,995,721) |
| Fund Balance Forward | 22,243,463 | 10,223,380 | 10,666,588 | 6,719,083 | 221,047 | 50,073,561 |
| **Total Revenues** | 73,289,538 | 82,023,010 | 44,893,378 | 41,578,436 | 35,353,319 | 277,137,681 |

| Expenses | FY23 Proposed | FY2024 | FY2025 | FY2026 | FY2027 | 5 Year Total |
|---|---|---|---|---|---|---|
| Ocean Reef ILA/Ambulance | 361,000 | | | | | 361,000 |
| Jefferson Browne | 850,000 | 1,313,000 | 1,517,500 | 2,307,500 | 1,650,000 | 7,638,000 |
| Public Defender/Simonton Property | 326,688 | | | | | 326,688 |
| Rockland Key Facility | 1,445,000 | 1,073,000 | | | | 2,518,000 |
| HMGP Wind Retrofit | 99,223 | 917,128 | 917,128 | | | 1,933,479 |
| Gato Building Repairs | 139,370 | | | | | 139,370 |
| HMGP Generators | 137,500 | 668,750 | 668,750 | | | 1,475,000 |
| Historic Courthouse Envelope Restoration | 451,062 | | | | | 451,062 |
| Higgs Beach (Atlantic Street relocation) | 100,000 | 100,000 | 1,000,000 | 4,000,000 | | 5,200,000 |
| Rowell's Marina | 80,200 | | | | | 80,200 |
| Key West Activity Center | 1,750,000 | | | | | 1,750,000 |
| Key Largo Fire Hydrants | 150,000 | 150,000 | 150,000 | | | 450,000 |
| MCSO Generator | 2,780,000 | 616,570 | | | | 3,396,570 |
| Trauma Star Helicopter Replacement | 13,306,800 | 38,193,000 | | | | 51,499,800 |
| MCSO Cudjoe Substation | 50,000 | 250,000 | 2,000,000 | 2,000,000 | | 4,300,000 |
| MCSO Marathon Substation | 660,000 | 1,340,000 | | | | 2,000,000 |
| Sugarloaf Fire Station | 5,908,265 | 1,541,218 | | | | 7,449,483 |
| Key Largo III | 1,075,354 | 270,530 | | | | 1,345,884 |
| Seaview Drive Bridge Replacement | 1,489,089 | | | | | 1,489,089 |
| Twin Lakes | 2,000,000 | 1,000,000 | | | | 3,000,000 |
| Harbor Drive Bridge Replacement | 5,257,282 | 500,000 | | | | 5,757,282 |
| Sands Subdivision | 493,370 | | | | | 493,370 |
| No Name Key Bridge Repair | 506,178 | 400,000 | 400,000 | 4,400,000 | 4,400,000 | 10,106,178 |
| Sugarloaf Bridge Replacement | | | 3,480,191 | 1,160,064 | | 4,640,255 |
| Stillwright Point | 450,000 | 75,405 | | | | 525,405 |
| Toms Harbor Channel Bridge | 498,039 | | | | | 498,039 |
| Crane Blvd Shared Use Path | | | | | 1,150,000 | 1,150,000 |
| Key Deer Blvd North of Watson Road | 300,000 | 300,000 | 3,447,403 | 1,800,000 | | 5,847,403 |
| Conch Key Roads SLR | 324,257 | | | | | 324,257 |
| Engineering, Legal, and Admin Costs | 2,891,448 | 2,891,448 | 2,891,448 | 2,891,448 | 2,891,448 | 14,457,240 |
| Finance Miscellaneous | 500,000 | 500,000 | 500,000 | 500,000 | 500,000 | 2,500,000 |
| 7 Mile Bridge | 562,655 | 562,655 | 562,655 | 562,655 | 562,655 | 2,813,275 |
| Wastewater Administrative | 262,680 | 232,680 | 232,680 | 232,680 | 232,680 | 1,193,400 |
| Transfers to Other Funds | 533,877 | 533,877 | 533,877 | 533,877 | 533,877 | 2,669,385 |
| Debt Service | 22,095,936 | 22,093,749 | 20,091,746 | 14,690,212 | 14,690,321 | 93,661,964 |
| Reserve | 5,454,265 | 6,500,000 | 6,500,000 | 6,500,000 | 8,742,338 | 33,696,603 |
| **Total Expenses** | 73,289,538 | 82,023,010 | 44,893,378 | 41,578,436 | 35,353,319 | 277,137,681 |

| One Cent Infrastructure Sales Surtax Fund 304 | 2023 Estimate | 2024 Estimate | 2025 Estimate | 2026 Estimate | 2027 Estimate | 2028 Estimate |
|---|---|---|---|---|---|---|
| Beginning Fund Balance | 31,983,319 | 27,708,017 | 12,660,589 | 10,705,979 | 8,340,801 | 9,956,421 |
| Revenue | 42,074,866 | 52,787,845 | 73,568,400 | 36,028,200 | 36,694,056 | 36,981,340 |
| Expense | (46,350,168) | (67,835,273) | (75,523,010) | (38,393,378) | (35,078,436) | (26,610,981) |
| **Estimated Ending Fund Balance** | 27,708,017 | 12,660,589 | 10,705,979 | 8,340,801 | 9,956,421 | 20,326,780 |

## Acquisition Land (Fund 316)

This fund was established for the conservation, habitat protection, and mitigation of potential future takings liabilities.

| **Revenues** | FY24 Proposed | FY2025 | FY2026 | FY2027 | FY2028 | 5 Year Total |
|---|---|---|---|---|---|---|
| Transfers in from Fund 304 | 500,000 | | | | | 500,000 |
| Interest | 5,000 | | | | | 5,000 |
| Less 5% | (250) | | | | | (250) |
| Fund Balance Forward | 1,349,048 | | | | | 1,349,048 |
| Total Revenues | 1,853,798 | - | - | - | - | 1,853,798 |

| **Expenses** | FY24 Proposed | FY2025 | FY2026 | FY2027 | FY2028 | 5 Year Total |
|---|---|---|---|---|---|---|
| Land Acquisition | 1,703,798 | | | | | 1,703,798 |
| Reserves | 150,000 | | | | | 150,000 |
| Total Expenses | 1,703,798 | - | - | - | | 1,703,798 |

| **Land Acquisition Fund 316** | **2023 Estimate** | **2024 Estimate** | **2025 Estimate** | **2026 Estimate** | **2027 Estimate** | **2028 Estimate** |
|---|---|---|---|---|---|---|
| Beginning Fund Balance | 1,181,874 | 1,494,299 | | | | |
| Revenue | 676,759 | 505,000 | | | | |
| Expense | (364,334) | (1,703,798) | | | | |
| Estimated Ending Fund Balance | 1,494,299 | 295,501 | - | - | - | - |



MONROE COUNTY
FLORIDA

**Roman Gastesi**
**County Administrator**
**1100 Simonton Street**
**Key West, Florida 33040**

# Monroe County

# Budgetary Funds Worksheet Summary

*2023 - 2024*



# Fund 001:

# General Fund

**MONROE COUNTY, FLORIDA - BOARD OF COUNTY COMMISSIONERS**
**GENERAL FUND - 001 BUDGETED REVENUE ANALYSIS**
**FOR THE BUDGET YEAR ENDING SEPTEMBER 30, 2024**

**7/12/2023 8:54**

| | Fiscal Year 2024 Proposed Budget | Fiscal Year 2023 Estimate | Fiscal Year 2023 YTD | Fiscal Year 2023 Amended Budget | Fiscal Year 2023 Adopted Budget | Fiscal Year 2022 Actual | Fiscal Year 2022 Adopted Budget | Fiscal Year 2021 Actual | Fiscal Year 2021 Adopted Budget | Fiscal Year 2020 Actual | Fiscal Year 2019 Actual |
|---|---|---|---|---|---|---|---|---|---|---|---|
| **Revenues:** | | | | | | | | | | | |
| Ad Valorem Taxes | 37,025,901 | 25,322,427 | 24,565,818 | 26,268,078 | 26,268,078 | 22,716,500 | 23,574,000 | 22,239,273 | 23,064,272 | 21,149,022 | 19,141,987 |
| Deliq Taxes | 5,000 | 5,000 | (4,882) | 50,000 | 50,000 | 37,175 | 50,000 | 77,393 | 50,000 | 73,170 | 66,035 |
| Tourist Impact Taxes | 7,750,000 | 7,750,000 | 4,356,197 | 6,500,000 | 6,500,000 | 8,635,689 | 5,500,000 | 7,065,770 | 4,362,275 | 4,011,963 | 4,981,287 |
| **Total Taxes** | **44,780,901** | **33,077,427** | **28,917,133** | **32,818,078** | **32,818,078** | **31,389,364** | **29,124,000** | **29,382,437** | **27,476,547** | **25,234,155** | **24,189,310** |
| Licenses and Permits Occup. | 500,000 | 535,000 | 139,372 | 525,000 | 525,000 | 548,920 | 550,000 | 541,755 | 500,000 | 522,456 | 549,451 |
| **Subtotal** | **500,000** | **535,000** | **139,372** | **525,000** | **525,000** | **548,920** | **550,000** | **541,755** | **500,000** | **522,456** | **549,451** |
| Payment in Lieu of Taxes | 1,425,000 | 1,425,000 | 0 | 1,418,000 | 1,418,000 | 1,464,622 | 1,425,000 | 1,418,480 | 1,400,000 | 1,436,410 | 1,407,980 |
| State Shared Sales Tax ***-Final Debt Service payment FY09*** | 3,638,935 | 4,000,000 | 2,125,851 | 3,531,609 | 3,531,609 | 3,638,935 | 2,800,000 | 3,281,893 | 2,523,959 | 2,573,873 | 2,810,567 |
| State Shared Revenue 1/2 Cent Sales Tax*split dist. | 9,564,307 | 10,293,396 | 6,306,109 | 10,264,307 | 10,264,307 | 13,806,409 | 9,943,680 | 11,765,462 | 8,367,087 | 8,310,138 | 11,123,580 |
| State Shared Revenue | 400,000 | 400,000 | 366,671 | 400,000 | 400,000 | 412,272 | 400,000 | 408,300 | 410,000 | 382,710 | 394,900 |
| **Total Intergovernmental** | **15,028,242** | **16,118,396** | **8,798,631** | **15,613,916** | **15,613,916** | **19,322,238** | **14,568,680** | **16,874,135** | **12,701,046** | **12,703,132** | **15,737,027** |
| Clerk Recording Do Not Budget for BOCC | | | | | | | | | | | |
| General Fund Charges for Services | | | | | | | | | | | |
| Legal Aid Fees | | | | | | | | | | | |
| Excess Fees Const. Officers | | | | | | | | | | | |
| Trsf in- Excess Fees Const Officers | 5,250,000 | 5,800,000 | | 5,000,000 | 5,000,000 | 5,872,519 | 5,000,000 | 6,818,126 | 5,000,000 | 5,824,951 | 5,164,105 |
| Svcs/Quasi Other Charges & Fees-Engineering & Ch 76 | 175,000 | 185,000 | 88,236 | 175,000 | 175,000 | 173,872 | 175,000 | 117,953 | 215,000 | 148,064 | 176,217 |
| General Fund Svcs-Othr-Prtril Prog Fee | 20,000 | 28,000 | 14,007 | 20,000 | 20,000 | 28,649 | 20,000 | 23,323 | 25,000 | 20,744 | 22,708 |
| Public Safety/Other Svcs | | | | | | | | | | | |
| Human Services include Transportation | | | 0 | 1,000 | 1,000 | 0 | 1,000 | 20 | 5,600 | 3,216 | 5,813 |
| Animal Control | 20,000 | 26,500 | 13,256 | 35,000 | 35,000 | 27,833 | 35,000 | 28,892 | 40,000 | 24,765 | 33,097 |
| Bayshore Food Stams/ACS/Respite | 0 | 0 | 0 | | | 162 | 307,000 | 179,433 | 325,500 | 273,741 | 289,244 |
| Library Non-Resident Fee | 5,000 | 4,250 | 3,931 | 6,000 | 6,000 | 3,510 | 6,000 | 1,303 | 6,000 | 4,677 | 5,806 |
| Probation Services | 450,000 | 525,000 | 350,657 | 450,000 | 450,000 | 488,874 | 450,000 | 421,082 | 500,000 | 411,692 | 17,300 |
| Serv-TDC&TIMP Audit | | | | | | | | 0 | | 0 | 0 |
| Services other prop usage atty | | | 0 | 15,000 | 15,000 | 1,050 | 15,000 | 600 | 20,000 | 11,460 | 15,534 |
| **Total Charges for Services** | **5,920,000** | **6,568,750** | **470,087** | **5,702,000** | **5,702,000** | **6,596,469** | **6,009,000** | **7,590,734** | **6,137,100** | **6,723,310** | **5,729,823** |
| **Fines and Forfeitures** | **5,000** | **3,500** | **1,587** | **5,000** | **5,000** | **3,422** | **5,000** | **4,039** | **5,000** | **1,657** | **2,150** |
| Investment Income | 300,000 | 1,300,000 | 985,277 | 300,000 | 300,000 | (571,225) | 300,000 | 122,471 | 300,000 | 709,965 | 901,344 |
| Interest-tax Collector | 15,000 | 36,500 | 26,877 | 15,000 | 15,000 | 39 | 15,000 | 2,784 | 25,000 | 13,773 | 26,901 |
| **Total Interest Earnings** | **315,000** | **1,336,500** | **1,012,154** | **315,000** | **315,000** | **(571,186)** | **315,000** | **125,255** | **325,000** | **723,738** | **928,245** |
| Rents | 350,000 | 350,000 | 248,675 | 450,000 | 450,000 | 396,293 | 500,000 | 471,739 | 500,000 | 479,409 | 408,432 |
| Disposit. of Fixed Assets | 0 | 15,000 | | | | 14,451 | | 21,556 | | 12,142 | 4,978 |
| Library Donations | 0 | 18,965 | 18,965 | | | 219,638 | | 13,072 | | 183,413 | 73,760 |
| Contributions | | | | | | | | 200 | | | |
| Other Miscellaneous Revenues | 100,000 | 120,000 | 88,957 | 91,500 | 91,500 | 158,103 | 91,500 | 38,456 | 100,000 | 86,131 | 23,552 |
| Misc - Fire Academy Tuition | | | | | | | | | | 11,000 | |
| Settlements | | | | | | | | | | | |
| Donations | 0 | 100 | 58 | | | | | | | 8,256 | |
| **Total Misc. Revenue** | **450,000** | **504,065** | **356,655** | **541,500** | **541,500** | **788,484** | **591,500** | **545,023** | **600,000** | **780,351** | **510,722** |
| **InterFund transfers** | **4,966,034** | **6,492,601** | | **6,492,601** | **6,492,601** | **6,409,199** | **6,492,601** | **8,114,084** | **9,792,601** | **8,546,558** | **6,180,679** |
| (Trans Fixed- not part of 95% calculation) | | | | | | | | | | | |
| **Subtotal** | **71,965,177** | **64,636,239** | **39,695,618** | **62,013,095** | **62,013,095** | **64,486,911** | **57,655,781** | **63,177,462** | **57,537,294** | **55,235,357** | **53,827,407** |
| **Fund Balance Forward** | 26,793,727 | | | 24,833,599 | 14,833,599 | | 12,321,947 | | 9,278,174 | | |
| Less 5% Per Fl. Statute | (3,087,458) | | | (2,526,025) | (2,526,025) | | (2,308,159) | | (2,137,235) | | |
| **Total General Fund** | **95,671,446** | **64,636,239** | **39,695,618** | **84,320,669** | **74,320,669** | **64,486,911** | **67,669,569** | **63,177,462** | **64,678,233** | **55,235,357** | **53,827,407** |

General Fund-001, Fund Balance Forward Calculation

| Fiscal Year | 2020 Actual | 2021 Adopted | 2021 Actual | 2022 Adopted | 2022 Actual | 2023 Adopted | 2023 Amended | 2023 YTD | 2023 Estm | 2024 Proposed | 2024 Estimated |
|---|---|---|---|---|---|---|---|---|---|---|---|
| Audited Fund Balance Prior FY | 35,902,609 | 35,788,434 | 35,788,434 | 38,891,565 | 43,007,391 | 47,968,129 | 49,287,103 | 49,287,103 | 49,287,103 | 46,886,568 | 46,886,568 |
| Revenues | 55,235,357 | 64,678,233 | 63,177,461 | 67,669,569 | 64,486,911 | 74,320,669 | 84,320,669 | 39,695,618 | 64,636,239 | 95,671,446 | 70,404,141 |
| Expense | 55,349,532 | 64,678,233 | 55,958,505 | 67,669,569 | 58,207,199 | 74,320,669 | 84,320,669 | 40,705,456 | 67,036,774 | 95,671,446 | 77,386,524 |
| Estimated Ending Fund Balance | 35,788,434 | 35,788,434 | 43,007,391 | 38,891,565 | 49,287,103 | 47,968,129 | 49,287,103 | 48,277,265 | 46,886,568 | 46,886,568 | 39,904,185 |
| | (114,175) | 0 | 7,218,957 | 0 | 6,279,712 | 0 | 0 | (1,009,838) | (2,400,535) | (0) | (6,982,383) |

As of: 5/17/23

| *Revenues:* | Fiscal Year 2020 Actual | Fiscal Year 2021 Adopted | Fiscal Year 2021 Actual | Fiscal Year 2022 Adopted | Fiscal Year 2022 Actual | Fiscal Year 2023 Adopted | Fiscal Year 2023 Amended | Fiscal Year 2023 YTD | Fiscal Year 2023 Estm | Fiscal Year 2024 Proposed | Fiscal Year 2024 Estimated |
|---|---|---|---|---|---|---|---|---|---|---|---|
| Ad Valorem Taxes | 21,149,022 | 23,064,272 | 22,239,273 | 23,574,000 | 22,716,500 | 26,268,078 | 26,268,078 | 24,565,818 | 25,322,427 | 37,025,901 | 35,544,865 |
| Deliq Taxes | 73,170 | 50,000 | 77,393 | 50,000 | 37,175 | 50,000 | 50,000 | (4,882) | 5,000 | 5,000 | 5,000 |
| Other Revenue | 19,641,656 | 19,630,421 | 25,928,586 | 22,539,180 | 29,451,518 | 24,202,416 | 24,202,416 | 15,134,682 | 27,016,211 | 24,718,242 | 24,638,242 |
| Less 5% Per Fl. Statute | | (2,137,235) | | (2,308,159) | | (2,526,025) | (2,526,025) | | 0 | (3,087,458) | 0 |
| Transfers in- Excess Fees | 5,824,951 | 5,000,000 | 6,818,126 | 5,000,000 | 5,872,519 | 5,000,000 | 5,000,000 | | 5,800,000 | 5,250,000 | 5,250,000 |
| Transfers in | 8,546,558 | 9,792,601 | 8,114,084 | 6,492,601 | 6,409,199 | 6,492,601 | 6,492,601 | | 6,492,601 | 4,966,034 | 4,966,034 |
| Subtotal | 55,235,357 | 55,400,059 | 63,177,461 | 55,347,622 | 64,486,911 | 59,487,070 | 59,487,070 | 39,695,618 | 64,636,239 | 68,877,719 | 70,404,141 |
| Fund Balance Forward | | 9,278,174 | | 12,321,947 | | 14,833,599 | 24,833,599 | | 0 | 26,793,727 | 0 |
| Total | | 64,678,233 | 63,177,461 | 67,669,569 | 64,486,911 | 74,320,669 | 84,320,669 | 39,695,618 | 64,636,239 | 95,671,446 | 70,404,141 |

| *Appropriations:* | Cost Center # | FY20 Actual | 21 Adopted | FY21 Actual | 22 Adopted | FY22 Actual | 23 Adopted | 23 Amended | FY23 YTD | 23 Estm | 24 Proposed | 24 Estimated |
|---|---|---|---|---|---|---|---|---|---|---|---|---|
| Office of Management & Budget | 06001 | 591,938 | 617,783 | 653,545 | 913,677 | 637,147 | 1,003,226 | 1,008,114 | 397,610 | 795,220 | 1,053,834 | 1,001,142 |
| BOCC Grants Administration- FDLE, DOJ, Treasury, etc. | 06000 | 116,009 | 119,115 | 170,502 | 384,004 | 135,649 | 407,456 | 407,456 | 79,229 | 185,000 | 426,930 | 405,584 |
| County Purchasing Office | 06030 | 215,463 | 240,849 | 244,481 | 308,521 | 373,624 | 332,094 | 332,094 | 303,200 | 482,094 | 475,425 | 451,654 |
| Legal Settlements | 00107 | | | | | | | 100,000 | 100,000 | 100,000 | 100,000 | 95,000 |
| BOCC General Government Administrative/Operating, Historic FL Keys Foundation/FIRM | 104\|04500\|0459 | 1,820,718 | 2,122,932 | 2,266,102 | 2,200,193 | 1,836,938 | 2,240,942 | 2,252,994 | 1,180,045 | 2,041,150 | 2,475,207 | 2,351,447 |
| BOCC Human Service (non HSAB) Arts Council, AARP, Older American | 015** | 131,186 | 139,625 | 131,665 | 133,581 | 118,843 | 128,168 | 138,598 | 67,211 | 130,448 | 143,347 | 136,180 |
| BOCC Human Service Advisory Board | 032** | 2,040,000 | 2,040,000 | 1,997,955 | 2,060,000 | 2,041,728 | 2,126,300 | 2,126,300 | 1,084,218 | 2,116,300 | 2,203,225 | 2,093,064 |
| Value Adjustment Board | 04536 | 26,977 | 35,000 | 27,603 | 35,000 | 25,984 | 35,000 | 35,000 | 17,216 | 26,250 | 35,000 | 33,250 |
| Hurricane | 04537 | 0 | 100,000 | 0 | 100,000 | - | 100,000 | 100,000 | 0 | 0 | 100,000 | 95,000 |
| Tax Increment Districts F.S. - City of Key West BCCLT | 04539 | 0 | 0 | | | | 1,500,000 | 165,267 | 0 | 0 | 1,500,000 | 1,425,000 |
| State Mandated Baker Act | 045901/045903 | 207,371 | 248,334 | 239,503 | 248,334 | 248,333 | 296,649 | 296,649 | 112,963 | 296,649 | 290,784 | 276,245 |
| State Mandated Mental Health F.S. 394.76 & Jail Program Match | 045905/045906 | 971,975 | 1,028,773 | 935,209 | 980,539 | 983,554 | 1,287,523 | 1,287,523 | 631,781 | 1,287,523 | 831,939 | 790,342 |
| College of FLK Upper Keys | 045930 | 0 | | | | | | | | | | 0 |
| Health Dept | 04594/04599 | 0 | | | | | | | | | | 0 |
| BOCC Employee Housing Program | 06090 | | | | | - | 1,000,000 | 1,000,000 | 0 | 0 | 1,300,000 | 1,235,000 |
| County Administrator | 05000 | 1,652,125 | 2,032,838 | 1,538,567 | 766,739 | 773,758 | 827,578 | 833,828 | 639,925 | 842,166 | 754,128 | 716,422 |
| Legislative Affairs | 05010 | | | | 590,564 | 645,592 | 535,231 | 673,131 | 324,868 | 673,131 | 682,452 | 648,329 |
| Sustainability | 05008 | | | | 757,817 | 354,231 | 483,458 | 483,458 | 187,960 | 400,000 | 984,961 | 935,713 |
| Public Information Officer | | | | | | | | | | | 184,488 | 175,264 |
| Stategic Planning | 05011 | | | | 97,764 | 90,698 | 102,390 | 102,390 | 56,947 | 94,987 | 124,593 | 118,363 |
| Transit | 05012 | | | | | | 265,429 | 465,429 | 4,592 | 465,429 | 751,262 | 713,699 |
| Guardian Ad Litem | 04100 | 189,236 | 225,696 | 176,078 | 295,361 | 212,309 | 312,165 | 312,165 | 150,930 | 296,557 | 321,783 | 305,694 |
| Assistant County Administrator/ Project Management | | | | | | | | | | | | 0 |
| Animal Shelters | 20000/21000 | 1,506,225 | 1,476,831 | 1,581,746 | 1,614,105 | 1,767,392 | 1,723,664 | 1,723,771 | 650,695 | 1,723,771 | 1,897,560 | 1,802,682 |
| Facilities Maintenance | 20501/20506 | 7,975,892 | 8,536,049 | 8,189,686 | 9,189,972 | 9,301,054 | 10,249,675 | 10,988,486 | 5,389,360 | 10,948,486 | 13,618,481 | 12,937,557 |
| Engineering Services | 22001/22010/22 | 132,962 | 98,781 | 49,809 | 245,122 | 78,508 | 62,196 | 66,988 | 39,727 | 66,988 | 250,775 | 238,236 |
| Parks & Recreation Higgs Beach | 20502/20503 | 96,190 | 98,424 | 98,328 | 98,622 | 99,526 | 127,310 | 128,326 | 66,913 | 128,326 | 176,729 | 167,893 |
| Information Technology/MCTV | 05002/05003 | 2,764,514 | 2,958,202 | 2,429,364 | 3,150,604 | 2,900,707 | 3,276,447 | 3,302,563 | 2,037,748 | 3,137,435 | 3,646,023 | 3,463,722 |
| Emergency Services Fire Training Academy | 120* | 519,371 | 602,185 | 560,764 | 711,603 | 669,714 | 811,608 | 818,886 | 394,297 | 735,523 | 1,057,372 | 1,004,503 |
| Emergency Management | 135* | 567,477 | 603,086 | 476,031 | 782,164 | 580,021 | 845,865 | 854,570 | 331,751 | 636,269 | 1,308,533 | 1,243,106 |
| Employee Services | 06500 | 595,667 | 495,668 | 562,092 | 601,624 | 621,050 | 729,443 | 733,538 | 474,278 | 826,538 | 816,138 | 775,331 |
| Extension Services UF | 61000 | 190,113 | 228,108 | 201,350 | 231,973 | 212,077 | 255,112 | 259,060 | 102,043 | 246,107 | 286,482 | 272,158 |
| Libraries | 620* | 3,443,700 | 3,666,644 | 3,609,525 | 4,480,451 | 4,314,234 | 5,253,733 | 5,403,696 | 2,654,891 | 5,070,906 | 6,143,236 | 5,836,074 |
| Social Services | 615** | 3,428,859 | 3,329,742 | 3,377,876 | 3,570,666 | 3,778,486 | 3,578,144 | 3,685,127 | 1,847,611 | 3,785,347 | 3,282,378 | 3,118,259 |
| Veterans Affairs | 67001/67003 | 677,941 | 746,760 | 684,691 | 849,009 | 817,757 | 922,554 | 927,262 | 505,921 | 906,717 | 1,051,667 | 999,084 |
| County Attorney | 67501 | 1,456,900 | 1,356,804 | 1,225,237 | 1,926,661 | 1,206,429 | 2,036,828 | 2,048,035 | 932,862 | 2,016,290 | 2,076,495 | 1,972,670 |
| Medical Examiner | 68000 | 591,198 | 695,798 | 552,420 | 695,796 | 560,006 | 697,085 | 702,832 | 361,300 | 667,690 | 912,501 | 866,876 |
| Constitutional Officers/Elected Officials | | | | | | | | | | | | 0 |
| Clerk of the Court | 02* | 6,656,225 | 8,586,700 | 8,586,700 | 6,412,700 | 6,412,700 | 7,235,600 | 7,235,600 | 5,654,115 | 7,235,600 | 8,959,815 | 8,511,824 |
| Property Appraiser | 69200 | 4,359,115 | 4,501,994 | 4,408,519 | 4,785,556 | 4,703,260 | 5,374,436 | 5,417,451 | 3,725,025 | 5,309,102 | 5,877,989 | 5,584,090 |
| Supervisor of Elections | 04318/69400 | 2,176,177 | 2,094,011 | 2,067,514 | 2,234,868 | 2,221,487 | 2,981,651 | 2,993,536 | 2,022,616 | 2,978,432 | 3,177,039 | 3,018,187 |
| Tax Collector- *BOCC F.S. 3% of property tax levy | 69000 | 5,626,140 | 849,725 | 6,076,611 | 0 | | 3,602,894 | 3,659,009 | 0 | 0 | 4,520,033 | 4,294,031 |
| Tax Collector- **School Board F.S. 192.091 (A) 3% of property tax levy | 69000 | | 5,592,483 | | 6,700,183 | 6,375,001 | 3,552,792 | 3,552,792 | 6,531,243 | 7,211,801 | 3,199,387 | 3,039,418 |
| State Attorney | 69600 | 227,140 | 407,625 | 29,382 | 407,780 | 189,392 | 416,346 | 418,871 | 85,844 | 209,436 | 828,867 | 787,424 |
| Public Defender | 69800 | 421,714 | 536,844 | 480,911 | 604,952 | 238,737 | 592,048 | 595,373 | 315,908 | 595,373 | 693,821 | 659,130 |
| Judicial | 80*/82*/83*/84* | 1,963,722 | 2,175,232 | 1,866,692 | 2,224,950 | 1,876,844 | 2,338,553 | 2,351,855 | 1,050,812 | 2,060,050 | 2,486,188 | 2,361,879 |
| Total Operating | | 53,340,238 | 58,588,641 | 55,496,459 | 61,391,455 | 57,402,770 | 69,647,593 | 69,988,023 | 40,513,658 | 66,729,091 | 81,006,867 | 76,956,524 |
| Emergency Reserve Restoration | 85500 | | | | | | | | | | | |
| Cash Balance | 85500 | | 4,311,552 | | 4,416,828 | | 3,618,076 | 3,618,076 | 0 | 0 | 3,984,579 | 0 |
| Quasi External Service | 89000 | 148,949 | 230,000 | 151,992 | 230,000 | 144,516 | 230,000 | 230,000 | 108,616 | 149,500 | 230,000 | 230,000 |
| Transfers Out-Grant Match | 86500 | 652,152 | 400,000 | 310,055 | 900,000 | 70,256 | 500,000 | 200,000 | 0 | 75,000 | 200,000 | 200,000 |
| Transfers Out-Library Donations - Fund 158 | 86500 | | | | | | 225,000 | 225,000 | 83,183 | 83,183 | 0 | 0 |
| Transfers Out-Grant Match-COVID | 86500 | | | | | | | | | | | |
| Transfers Out-Marathon EOC (F_403) | 86500 | | | | | | | 10,000,000 | 0 | 0 | 10,000,000 | |
| Transfers Out- County Affordable Housing- The Quarry | 86500 | 861,358 | | | | | | | | | | |
| Transfers Out-Line of Credit | 85500 | 338,800 | 600,000 | | | 589,657 | | | | | | |
| Contingency | 85500 | | 548,040 | | 731,286 | | 100,000 | 59,570 | | 0 | 250,000 | 0 |
| Sub Total | | 2,001,258 | 6,089,592 | 462,047 | 6,278,114 | 804,429 | 4,673,076 | 14,332,646 | 191,799 | 307,683 | 14,664,579 | 430,000 |
| Total Appropriations | | 55,349,532 | 64,678,233 | 55,958,505 | 67,669,569 | 58,207,199 | 74,320,669 | 84,320,669 | 40,705,456 | 67,036,774 | 95,671,446 | 77,386,524 |
| | | (114,175) | 0 | 7,218,957 | 0 | 6,279,712 | 0 | 0 | (1,009,838) | (2,400,535) | (0) | (6,982,383) |

# Fund 101:

# Fine & Forfeiture

**MONROE COUNTY, FLORIDA - BOARD OF COUNTY COMMISSIONERS**
**BUDGETED REVENUE ANALYSIS**
**FINE AND FORFEITURE FUND - 101**
**FOR THE BUDGET YEAR ENDING SEPTEMBER 30, 2024**

**6/29/2023 15:39**

| **Revenues:** | **Fiscal Year 2024 Proposed** | **Fiscal Year 2023 Estimate** | **Fiscal Year 2023 YTD** | **Fiscal Year 2023 Amended** | **Fiscal Year 2023 Adopted** | **Fiscal Year 2022 Actual** | **Fiscal Year 2022 Adopted** | **Fiscal Year 2021 Actual** | **Fiscal Year 2021 Adopted** | **Fiscal Year 2020 Actual** | **Fiscal Year 2019 Actual** | **Fiscal Year 2018 Actual** | **Fiscal Year 2017 Actual** | **Fiscal Year 2016 Actual** | **Fiscal Year 2015 Actual** | **Fiscal Year 2014 Actual** |
|---|---|---|---|---|---|---|---|---|---|---|---|---|---|---|---|---|
| Ad Valorem Taxes | 74,188,900 | 62,655,570 | 60,788,186 | 64,995,405 | 64,995,405 | 55,892,775 | 58,005,405 | 51,254,758 | 53,154,196 | 48,765,783 | 48,699,055 | 47,186,301 | 46,286,049 | 44,299,094 | 41,223,069 | 39,220,836 |
| Delinquent Ad Valorem Taxes | 10,000 | 10,000 | (11,962) | 100,000 | 100,000 | 86,836 | 100,000 | 174,065 | 100,000 | 158,585 | 137,585 | 90,547 | 86,588 | (400,351) | (197,680) | 146,036 |
| **Total Taxes** | **74,198,900** | **62,665,570** | **60,776,225** | **65,095,405** | **65,095,405** | **55,979,611** | **58,105,405** | **51,428,823** | **53,254,196** | **48,924,368** | **48,836,640** | **47,276,848** | **46,372,637** | **43,898,743** | **41,025,389** | **39,366,872** |
| Fed Grants-Economic Environment | | | | | | | | | | | | | | | | |
| Payment in Lieu of Taxes | | 70,000 | | | | 73,808 | | 71,639 | | 76,300 | 83,277 | 75,127 | 95,456 | 84,096 | 75,949 | 78,715 |
| **Total Intergovernmental** | **0** | **70,000** | **0** | **0** | **0** | **73,808** | **0** | **71,639** | **0** | **76,300** | **83,277** | **75,127** | **95,456** | **84,096** | **75,949** | **78,715** |
| Excess Fees Const. Officers | | | | | | | | | | | | | | | | 130 |
| Circuit Court | 40,000 | 40,000 | 24,960 | 50,000 | 50,000 | 39,065 | 50,000 | 38,125 | 50,000 | 29,020 | 46,920 | 48,510 | 48,525 | 50,363 | 62,041 | 59,033 |
| Svcs-Othr-Salary Reimb | | | | | | | | | | | | | | 0 | 0 | 0 |
| Svcs - Pub Safety - Pol | | | | | | | | | | | | | | 0 | 0 | |
| Services - Public Safety Hsng Pris. | 250,000 | 242,000 | 174,400 | 400,000 | 400,000 | 459,986 | 360,000 | 422,330 | 360,000 | 1,714,698 | 2,500,502 | 2,198,665 | 2,986,634 | 2,567,970 | 1,830,547 | 2,203,514 |
| Services - Public Safety Ambulance | | | | | | | | 135 | | | | | | | | |
| **Emergency Medical Air Transport** | 10,100,000 | 10,279,605 | 7,195,834 | 9,548,281 | 9,548,281 | 13,742,752 | 8,575,000 | 8,911,287 | 8,105,000 | 5,557,623 | 9,423,425 | 7,972,806 | 5,939,461 | 3,524,333 | 2,483,786 | 1,848,959 |
| Svcs DJJ Maintenance | 500 | 750 | 151 | 1,000 | 1,000 | 885 | 28,000 | 562 | 28,000 | 2,182 | 10,591 | 13,587 | 7,635 | 25,325 | 22,143 | 30,440 |
| **Total Charges for Services** | **10,390,500** | **10,562,355** | **7,395,345** | **9,999,281** | **9,999,281** | **14,242,688** | **9,013,000** | **9,372,439** | **8,543,000** | **7,303,523** | **11,981,439** | **10,233,568** | **8,982,256** | **6,167,990** | **4,398,517** | **4,142,076** |
| Clerk Fines | 80,000 | 85,000 | 52,617 | 70,000 | 70,000 | 87,228 | 70,000 | 86,175 | 70,000 | 63,017 | 69,909 | 63,060 | 70,953 | 70,479 | 85,012 | 76,158 |
| Traffic Penalty SCGTF | 2,500 | 6,500 | 3,769 | 2,500 | 2,500 | 7,721 | 2,500 | 4,617 | 2,500 | 1,827 | 2,191 | 2,900 | 2,421 | 4,847 | 2,997 | 2,982 |
| Fines Local Ord Handicapped | | | | | | | | | | | | | | | | |
| Fines | | | | | | 10,669 | | 9,417 | | 9,397 | 11,918 | | 2,945 | 3,250 | 11,096 | 5,299 |
| **Total Fines and Forfeits** | **82,500** | **91,500** | **56,386** | **72,500** | **72,500** | **105,618** | **72,500** | **100,209** | **72,500** | **74,241** | **84,018** | **65,960** | **76,319** | **78,576** | **99,104** | **84,438** |
| Investment Income | 100,000 | 2,000,000 | 1,171,057 | 100,000 | 100,000 | (127,115) | 350,000 | 94,024 | 350,000 | 261,852 | 455,433 | 450,423 | 217,061 | 371,636 | 473,870 | 83,378 |
| Interest Tax Collector | 5,000 | 65,000 | 49,355 | 5,000 | 5,000 | 49 | 35,000 | 4,367 | 35,000 | 25,890 | 51,892 | 25,927 | 12,153 | 0 | 0 | 1,658 |
| **Total Investment Income** | **105,000** | **2,065,000** | **1,220,412** | **105,000** | **105,000** | **(127,066)** | **385,000** | **98,391** | **385,000** | **287,742** | **507,325** | **476,350** | **229,215** | **371,636** | **473,870** | **85,036** |
| Disposit. of Fixed Assets | | | | | | | | | | | | 407 | | | | |
| Cash repayment | | | | | | | | 713 | | 4,350,690 | | | | | | |
| Contributions & Donations | | | | | | 255,351 | | | | | | | | | | |
| Other Miscellaneous Revenues | 120,000 | 150,000 | 113,355 | 120,000 | 120,000 | 168,180 | 133,240 | 123,535 | 1,000 | 110,026 | 99,147 | 689 | 633 | 1,250 | 1,211 | 2,150 |
| Other Insurance Pro | | | | | | | | | | | | | | | | |
| **Total Misc. Revenue** | **120,000** | **150,000** | **113,355** | **120,000** | **120,000** | **423,531** | **133,240** | **124,248** | **1,000** | **4,460,716** | **99,147** | **1,096** | **633** | **1,250** | **1,211** | **2,150** |
| **Subtotal Revenue** | **84,896,900** | **75,604,426** | **69,561,723** | **75,392,186** | **75,392,186** | **70,698,189** | **67,709,145** | **61,195,749** | **62,255,696** | **61,126,891** | **61,591,846** | **58,128,949** | **55,756,515** | **50,602,290** | **46,074,041** | **43,759,288** |
| **Operat. Transf Fm Other Fnds** | | | | | | | **0** | **36,566** | **0** | **176,000** | | **3,690,276** | **2,500,000** | **2,755,000** | **0** | **1,606,043** |
| **Trsf in Shf-Excess Fees** | **1,500,000** | **1,500,000** | | **1,500,000** | **1,500,000** | **2,145,698** | **1,500,000** | **1,456,828** | **1,500,000** | **971,635** | **920,088** | **1,979,464** | **591,959** | **1,516,758** | **1,554,151** | **1,235,892** |
| Short Term Loan from Sheriff | | | | | | | | | | | | | | | | |
| **Non-Operating Sources (FB)** | 6,125,661 | | | 7,336,071 | 7,336,071 | | 9,120,568 | | 11,192,488 | | | | | | | |
| **(LESS 5% Florida Statute** | (4,244,845) | | | (3,769,609) | (3,769,609) | | (3,385,457) | | (3,112,785) | | | | | | | |
| **Total Fine and Forfeiture Fund** | **88,277,716** | **77,104,426** | **69,561,723** | **80,458,648** | **80,458,648** | **72,843,887** | **74,944,256** | **62,689,143** | **71,835,399** | **62,274,526** | **62,511,933** | **63,798,689** | **58,848,474** | **54,874,049** | **47,628,193** | **46,601,223** |

**Trauma Star is an entry of billings not actual collections the figure reflected above is gross deposits**

## Fine & Forfeiture Fund-101, Fund Balance Forward Calculation

| Fiscal Year | 2015 Actual | 2016 Actual | 2017 Actual | 2018 Actual | 2019 Actual | 2020 Actual | 2021 Adopted | 2021 Actual | 2022 Adopted | 2022 Actual | 2023 Adopted | 2023 Amended | 2023 YTD | 2023 Estimate | 2024 Proposed | FY24 Estimated |
|---|---|---|---|---|---|---|---|---|---|---|---|---|---|---|---|---|
| Audited Fund Balance Prior FY | 15,349,407 | 14,342,587 | 16,760,058 | 19,061,763 | 21,255,010 | 24,028,739 | 19,499,623 | 19,499,623 | 19,356,889 | 16,571,522 | 21,174,982 | 20,232,475 | 20,232,475 | 20,232,475 | 21,502,819 | 21,270,213 |
| Revenues | 47,628,193 | 54,874,049 | 58,848,474 | 63,798,689 | 62,511,933 | 62,274,526 | 71,835,399 | 62,689,143 | 74,944,256 | 72,843,887 | 80,458,648 | 80,458,648 | 69,561,723 | 77,104,426 | 88,277,716 | 82,598,455 |
| Expense | 48,635,011 | 52,456,582 | 56,546,770 | 61,605,441 | 59,738,204 | 66,803,642 | 71,835,399 | 65,617,245 | 74,944,256 | 69,182,934 | 80,458,648 | 80,458,648 | 57,565,249 | 75,834,082 | 88,277,716 | 83,712,273 |
| Estimated Ending Fund Balance | 14,342,587 | 16,760,058 | 19,061,763 | 21,255,010 | 24,028,739 | 19,499,623 | 19,499,623 | 16,571,522 | 19,356,889 | 20,232,475 | 21,174,982 | 20,232,475 | 32,228,949 | 21,502,819 | 21,502,819 | 20,156,395 |
| | (1,006,820) | 2,417,471 | 2,301,705 | 2,193,248 | 2,773,729 | (4,529,116) | 0 | (2,928,102) | (0) | 3,660,953 | (0) | 0 | 11,996,474 | 1,270,344 | 0 | (1,113,818) |

## Fine & Forfeiture Fund - 101, Budget

| Revenues: | 2015 Actual | 2016 Actual | 2017 Actual | 2018 Actual | 2019 Actual | 2020 Actual | 2021 Adopted | 2021 Actual | 2022 Adopted | 2022 Actual | 2023 Adopted | 2023 Amended | 2023 YTD | 2023 Estimate | 2024 Proposed | FY24 Estimated |
|---|---|---|---|---|---|---|---|---|---|---|---|---|---|---|---|---|
| Taxes | 41,223,069 | 44,299,094 | 46,286,049 | 47,186,301 | 48,699,055 | 48,765,783 | 53,154,196 | 51,254,758 | 58,005,405 | 55,892,775 | 64,995,405 | 64,995,405 | 60,788,186 | 62,655,570 | 74,188,900 | 70,479,455 |
| Deliq Taxes | (197,680) | (400,351) | 86,588 | 90,547 | 137,585 | 158,585 | 100,000 | 174,065 | 100,000 | 86,836 | 100,000 | 100,000 | (11,962) | 10,000 | 10,000 | 10,000 |
| Other Revenue | 734,319 | 611,245 | 457,783 | 680,630 | 831,279 | 4,930,201 | 536,500 | 433,309 | 668,740 | 515,840 | 348,500 | 348,500 | 1,415,265 | 2,417,250 | 348,000 | 320,000 |
| Public Safety Hsng Pris. | 1,830,547 | 2,567,970 | 2,986,634 | 2,198,665 | 2,500,502 | 1,714,698 | 360,000 | 422,330 | 360,000 | 459,986 | 400,000 | 400,000 | 174,400 | 242,000 | 250,000 | 242,000 |
| Emergency Medical Air Transport | 2,483,786 | 3,524,333 | 5,939,461 | 7,972,806 | 9,423,425 | 5,557,623 | 8,105,000 | 8,911,287 | 8,575,000 | 13,742,752 | 9,548,281 | 9,548,281 | 7,195,834 | 10,279,605 | 10,100,000 | 10,047,000 |
| Subtotal | 46,074,041 | 50,602,290 | 55,756,515 | 58,128,949 | 61,591,846 | 61,126,891 | 62,255,696 | 61,195,749 | 67,709,145 | 70,698,189 | 75,392,186 | 75,392,186 | 69,561,723 | 75,604,426 | 84,896,900 | 81,098,455 |
| Transfers In/Excess Fees | 1,554,151 | 4,271,758 | 3,091,959 | 5,669,740 | 920,088 | 1,147,635 | 1,500,000 | 1,493,394 | 1,500,000 | 2,145,698 | 1,500,000 | 1,500,000 | | 1,500,000 | 1,500,000 | 1,500,000 |
| Less 5% | | | | | | | (3,112,785) | | (3,385,457) | | (3,769,609) | (3,769,609) | | | (4,244,845) | |
| Fund Balance Forward | | | | | | | 11,192,488 | | 9,120,568 | | 7,336,071 | 7,336,071 | | | 6,125,661 | |
| Total | 47,628,193 | 54,874,049 | 58,848,474 | 63,798,689 | 62,511,933 | 62,274,526 | 71,835,399 | 62,689,143 | 74,944,256 | 72,843,887 | 80,458,648 | 80,458,648 | 69,561,723 | 77,104,426 | 88,277,716 | 82,598,455 |

| Appropriations: | | 2015 Actual | 2016 Actual | 2017 Actual | 2018 Actual | 2019 Actual | 2020 Actual | 2021 Adopted | 2021 Actual | 2022 Adopted | 2022 Actual | 2023 Adopted | 2023 Amended | 2023 YTD | 2023 Estimate | 2024 Proposed | 2024 Estimated |
|---|---|---|---|---|---|---|---|---|---|---|---|---|---|---|---|---|---|
| ***BOCC- Mandated*** | | | | | | | | | | | | | | | | | |
| Tax Increment Payment-BCCLT | 04538 | 515,771 | 550,000 | 600,000 | 665,494 | 713,123 | 1,178,229 | 1,250,000 | 1,229,049 | 1,289,000 | 1,273,755 | 1,500,000 | 1,500,000 | 1,398,636 | 1,398,636 | 1,500,000 | 1,500,000 |
| Juvenile Detention Cost Share *DJJ Es | 04590 | 176,791 | 221,358 | 137,132 | 139,649 | 75,305 | 57,809 | 235,200 | 67,859 | 196,000 | 48,174 | 250,000 | 250,000 | 27,688 | 55,000 | 250,000 | 100,000 |
| Correction Facilities | 20505 | 1,729,495 | 1,582,798 | 1,730,700 | 1,791,258 | 2,495,399 | 2,579,744 | 2,900,526 | 2,748,075 | 2,963,633 | 2,536,076 | 3,271,568 | 3,310,982 | 1,770,402 | 2,989,414 | 3,310,982 | 2,979,884 |
| Bond Refunds | 68616 | 284 | 0 | 0 | 0 | 0 | 0 | 25,000 | 0 | 25,000 | | 25,000 | 25,000 | | 0 | 25,000 | 0 |
| Extradition | 81008 | 25,874 | 40,422 | 64,822 | 61,688 | 74,499 | 95,794 | 80,000 | 249,774 | 100,000 | 165,256 | 100,000 | 100,000 | 207,783 | 168,091 | 200,000 | 175,000 |
| Subtotal BOCC | | 2,448,215 | 2,394,579 | 2,532,654 | 2,658,090 | 3,358,326 | 3,911,575 | 4,490,726 | 4,294,756 | 4,573,633 | 4,023,261 | 5,146,568 | 5,185,982 | 3,404,508 | 4,611,141 | 5,285,982 | 4,754,884 |
| Trauma Star Helicopter Program | 11001 | 2,769,302 | 2,985,979 | 4,678,314 | 6,657,179 | 7,196,635 | 7,610,736 | 8,252,835 | 8,220,714 | 8,713,533 | 8,454,356 | 9,548,281 | 9,548,281 | 6,967,642 | 9,100,000 | 10,440,093 | 10,126,890 |
| ***Sheriff Budget*** | | | | | | | | | | | | | | | | | |
| Law Enforcement-Sheriff | 68629 | 20,186,600 | 23,342,409 | 24,659,727 | 26,313,488 | 23,059,591 | 28,347,132 | 25,086,828 | 24,634,901 | 26,138,523 | 26,729,768 | 28,681,665 | 28,681,665 | 21,831,697 | 28,681,665 | 31,513,619 | 31,682,428 |
| Corrections-Sheriff | 68630 | 21,004,588 | 21,372,784 | 22,100,467 | 23,011,370 | 23,263,983 | 23,950,538 | 25,851,718 | 25,465,318 | 27,044,475 | 26,827,268 | 29,860,352 | 29,860,352 | 22,688,978 | 29,860,352 | 32,957,256 | 33,181,081 |
| Court Security-Sheriff | 68631 | 1,763,877 | 1,823,952 | 1,949,021 | 2,046,173 | 2,108,548 | 2,202,341 | 2,219,145 | 2,172,776 | 2,339,081 | 2,314,730 | 2,607,596 | 2,630,509 | 1,959,166 | 2,630,509 | 2,898,911 | 2,909,325 |
| Interagency Communication | 68634 | 371,684 | 445,212 | 542,395 | 669,901 | 671,213 | 677,598 | 747,354 | 741,834 | 759,695 | 756,798 | 835,907 | 842,081 | 673,980 | 842,081 | 946,525 | 949,331 |
| LEEA Funds Training &Travel | 68700 | 75,000 | 75,000 | 75,000 | 75,000 | 75,000 | 75,000 | 75,000 | 75,000 | 75,000 | 75,000 | 75,000 | 75,000 | 39,277 | 75,000 | 75,000 | 75,000 |
| Sheriff Hurricane Irma Insurance | 86737 | | | | 155,007 | | | | | | | | | | | | |
| Subtotal Sheriff | | 43,401,748 | 47,059,357 | 49,326,610 | 52,270,939 | 49,178,335 | 55,252,609 | 53,980,045 | 53,089,828 | 56,356,774 | 56,703,564 | 62,060,520 | 62,089,607 | 47,193,099 | 62,089,607 | 68,391,311 | 68,797,165 |
| Subtotal Operating | | 48,619,265 | 52,439,915 | 56,537,579 | 61,586,207 | 59,733,296 | 66,774,919 | 66,723,606 | 65,605,299 | 69,643,940 | 69,181,180 | 76,755,369 | 76,823,870 | 57,565,249 | 75,800,748 | 84,117,386 | 83,678,939 |
| Cash Balance | 85503 | | | | | | | 4,878,459 | | 4,976,982 | | 3,419,945 | 3,419,945 | | | 3,826,996 | |
| Transfers Out | 86518 | 15,746 | 16,667 | 9,191 | 19,234 | 4,909 | 28,722 | 33,334 | 11,944 | 33,334 | 1,753 | 33,334 | 33,334 | | 33,334 | 33,334 | 33,334 |
| Contingency | 85503 | | | | | | | 200,000 | | 290,000 | | 250,000 | 181,499 | | | 300,000 | |
| Total | | 48,635,011 | 52,456,582 | 56,546,770 | 61,605,441 | 59,738,204 | 66,803,642 | 71,835,399 | 65,617,245 | 74,944,256 | 69,182,934 | 80,458,648 | 80,458,648 | 57,565,249 | 75,834,082 | 88,277,716 | 83,712,273 |
| | | (1,006,818) | 2,417,466 | 2,301,705 | 2,193,248 | 2,773,729 | (4,529,116) | 0 | (2,928,102) | (0) | 3,660,952 | (0) | 0 | 11,996,474 | 1,270,344 | 0 | (1,113,818) |

# Fund 102:

# Road & Bridge

**MONROE COUNTY, FLORIDA - BOARD OF COUNTY COMMISSIONERS**
**BUDGETED REVENUE ANALYSIS**
**ROAD AND BRIDGE FUND - 102**
**FOR THE BUDGET YEAR ENDING SEPTEMBER 30, 2024**

**7/5/2023 16:13**

| **Revenues:** | **Fiscal Year 2024 Proposed** | **Fiscal Year 2023 Estimate** | **Fiscal Year 2023 YTD** | **Fiscal Year 2023 Adopted** | **Fiscal Year 2022 Actual** | **Fiscal Year 2022 Amended Budget** | **Fiscal Year 2022 Adopted Budget** | **Fiscal Year 2021 Actual** | **Fiscal Year 2021 Adopted Budget** | **Fiscal Year 2020 Actual** | **Fiscal Year 2019 Actual** | **Fiscal Year 2018 Actual** | **Fiscal Year 2017 Actual** | **Fiscal Year 2016 Actual** | **Fiscal Year 2015 Actual** | **Fiscal Year 2014 Actual** | **Fiscal Year 2013 Actual** | **Fiscal Year 2012 Actual** | **Fiscal Year 2011 Actual** | **Fiscal Year 2010 Actual** |
|---|---|---|---|---|---|---|---|---|---|---|---|---|---|---|---|---|---|---|---|---|
| Sales Tax County 9th Cent | 575,000 | 588,308 | 315,501 | 591,257 | 585,713 | 565,000 | 565,000 | 591,257 | 494,980 | 522,425 | 565,999 | 535,289 | 564,819 | 562,954 | 541,261 | 528,181 | 470,739 | 524,108 | 479,072 | 366,734 |
| Fuel Tax Local Option | 2,400,000 | 2,829,569 | 1,576,972 | 2,409,420 | 2,518,693 | 1,985,000 | 1,985,000 | 2,409,420 | 1,961,562 | 1,773,239 | 1,980,939 | 1,840,815 | 1,979,973 | 1,971,908 | 1,871,728 | 1,824,025 | 1,553,841 | 1,807,383 | 1,601,155 | 1,585,859 |
| **Total Taxes** | **2,975,000** | **3,417,877** | **1,892,472** | **3,000,677** | **3,104,405** | **2,550,000** | **2,550,000** | **3,000,677** | **2,456,542** | **2,295,664** | **2,546,939** | **2,376,104** | **2,544,792** | **2,534,862** | **2,412,989** | **2,352,206** | **2,024,580** | **2,331,491** | **2,080,227** | **1,952,593** |
| Shared Trns Fuel Use | 1,125,000 | 1,232,457 | 713,746 | 1,143,084 | 1,196,856 | 1,125,000 | 1,125,000 | 1,143,084 | 1,065,948 | 1,069,221 | 1,170,266 | 1,157,892 | 1,147,550 | 1,120,983 | 1,072,482 | 1,018,966 | 1,012,612 | 994,743 | 1,023,313 | 1,041,922 |
| Constitut. Gas Tax 20% | 525,000 | 547,229 | 317,394 | 513,991 | 545,662 | 525,000 | 525,000 | 513,991 | 483,968 | 487,315 | 494,099 | 525,277 | 561,952 | 333,591 | 402,087 | 470,180 | 455,896 | 456,897 | 466,369 | 473,478 |
| Constitut. Gas Tax 80% | 2,115,000 | 2,188,918 | 1,269,576 | 2,055,963 | 2,182,649 | 2,115,000 | 2,115,000 | 2,055,963 | 1,935,873 | 1,949,259 | 2,199,386 | 2,101,107 | 2,247,080 | 2,190,910 | 1,824,132 | 1,880,721 | 1,823,584 | 1,827,587 | 1,865,478 | 1,893,911 |
| **Total Intergovernmental** | **3,765,000** | **3,968,604** | **2,300,716** | **3,713,038** | **3,925,167** | **3,765,000** | **3,765,000** | **3,713,038** | **3,485,789** | **3,505,795** | **3,863,751** | **3,784,276** | **3,956,582** | **3,645,485** | **3,298,701** | **3,369,866** | **3,292,092** | **3,279,227** | **3,355,160** | **3,409,310** |
| Service Transp. Road Perm | 3,500 | 3,507 | 2,630 | 3,500 | 4,802 | 5,000 | 5,000 | 3,565 | 5,000 | 3,203 | 4,455 | 5,120 | 4,721 | 3,633 | 3,879 | 2,980 | 3,345 | 3,923 | 2,591 | 1,500 |
| Traffic & HWY light Maintennce | | | | | | 20,000 | 20,000 | 0 | 20,000 | 0 | 0 | 120,754 | 28,649 | 68,121 | 39,131 | 53,066 | 46,019 | 41,978 | 69,878 | 10,210 |
| Service Transp. Signs | 200 | 450 | 427 | 200 | 480 | 1,500 | 1,500 | 205 | 1,500 | 0 | 123 | 870 | 635 | 3,148 | 998 | 790 | 4,731 | 1,084 | 1,326 | 883 |
| Service Transp. Road & Bridge | | | | | | 7,500 | 7,500 | 0 | 7,500 | 0 | 0 | 6,075 | 990 | 13,365 | 4,716 | 3,423 | 10,495 | 59,630 | 12,555 | 44,235 |
| Property Usage | | 100 | - | | 100 | - | | 100 | | 0 | 200 | 4,037 | 200 | 750 | 750 | 1,225 | 490 | 1,600 | | 1,558 |
| **Total Charges for Services** | **3,700** | **4,057** | **3,057** | **3,700** | **5,382** | **34,000** | **34,000** | **3,870** | **34,000** | **3,203** | **4,778** | **136,856** | **35,195** | **89,016** | **49,473** | **61,485** | **65,080** | **108,215** | **86,350** | **58,385** |
| **Investment Income** | **150,000** | **183,677** | **137,758** | **150,000** | **(54,607)** | **150,000** | **150,000** | **23,118** | **150,000** | **299,056** | **425,897** | **130,500** | **74,384** | **54,566** | **32,436** | **27,062** | **27,312** | **36,163** | **56,439** | **58,117** |
| Disposit. of Fixed Assets | | | - | | 19,438 | - | | 12,155 | | 33,754 | 79,738 | 10,073 | 10,729 | 13,164 | 4,620 | | 3,075 | 10,184 | 10,597 | 6,974 |
| Donations | | | | | | - | | | | | | | | | | | | 220,285 | | |
| Miscellaneous Revenue | | 25,244 | 25,244 | | 3,310 | 10,000 | 10,000 | 233 | 10,000 | 21,955 | 757 | 134 | 592 | 546 | 640 | 748 | 26,416 | 23,348 | | 13,008 |
| Misc Road Abandonment | | | | | | - | | | | | | | | | | | | | | |
| Misc. Other Gas Tax Revenue | | | - | | 6,041 | 20,000 | 20,000 | 8,814 | 20,000 | 25,364 | 370 | 40,478 | 19,354 | 17,345 | 24,190 | 21,447 | 23,022 | 21,918 | 24,272 | 29,237 |
| **Total Misc. Revenue** | **-** | **25,244** | **25,244** | **0** | **28,789** | **30,000** | **30,000** | **21,202** | **30,000** | **81,073** | **80,865** | **50,685** | **30,675** | **31,055** | **29,450** | **22,195** | **52,513** | **275,735** | **34,868** | **49,219** |
| **Local Grants** | | | | | | - | | | | | | | | | | | | | | |
| **Operating Trns Fm Other Fnds** | | | | | | - | - | **91,546** | - | | | **0** | **77,483** | **73,983** | | **29,728** | **30,000** | **104,672** | **475,574** | |
| **Subtotal Revenues** | **6,893,700** | **7,599,459** | **4,359,247** | **6,867,415** | **7,009,137** | **6,529,000** | **6,529,000** | **6,853,451** | **6,156,331** | **6,184,789** | **6,922,229** | **6,478,421** | **6,719,111** | **6,428,967** | **5,823,049** | **5,862,543** | **5,491,577** | **6,135,502** | **6,088,618** | **5,527,624** |
| **Non-Operating Sources (FB)** | 5,065,879 | | | 5,228,796 | | 8,057,359 | 5,710,999 | | 10,698,350 | | | | | | | | | | | |
| **(LESS 5% Florida Statute)** | (344,685) | | | (343,371) | | (326,450) | (326,450) | | (307,817) | | | | | | | | | | | |
| **Total Road and Bridge** | **11,614,894** | **7,599,459** | **4,359,247** | **11,752,840** | **7,009,137** | **14,259,909** | **11,913,549** | **6,853,451** | **16,546,864** | **6,184,789** | **6,922,229** | **6,478,421** | **6,719,111** | **6,428,967** | **5,823,049** | **5,862,543** | **5,491,577** | **6,135,502** | **6,088,618** | **5,527,624** |

MONROE COUNTY, FLORIDA - BOARD OF COUNTY COMMISSIONERS

BUDGETED REVENUE ANALYSIS

ROAD AND BRIDGE FUND - 102

FOR THE BUDGET YEAR ENDING SEPTEMBER 30, 2024

**ROAD AND BRIDGE FUND - 102 Fund Balance Forward Calculation**

| Fiscal Year | 2015 Actual | 2016 Actual | 2017 Actual | 2018 Actual | 2019 Actual | 2020 Actual | 2021 Adopted | 2021 Actual | 2022 Adopted | 2022 Amended | 2022 Actual | 2023 Adopted | 2023 YTD | 2023 Estimate | 2024 Proposed | 2024 Estimate | 2025 Proposed | 2026 Proposed | 2027 Proposed | 2028 Proposed |
|---|---|---|---|---|---|---|---|---|---|---|---|---|---|---|---|---|---|---|---|---|
| **Audited Begin Fund Balance** | **11,290,339** | **12,438,426** | **12,981,958** | **14,664,076** | 14,439,834 | 12,683,256 | 10,569,561 | 10,569,561 | 6,772,641 | 8,196,473 | 8,196,473 | 4,872,486 | 6,168,644 | 6,168,644 | 7,123,750 | 7,123,750 | 7,123,750 | 7,123,750 | 7,123,750 | 7,123,750 |
| **Revenue** | **5,823,049** | **6,428,967** | **6,719,111** | 6,478,421 | 6,922,229 | 6,184,789 | 16,546,864 | 6,853,451 | 11,913,549 | 14,259,909 | 7,009,137 | 11,752,840 | 4,359,247 | 7,595,402 | 11,614,894 | 7,215,632 | 11,614,894 | 11,614,894 | 11,614,894 | 11,614,894 |
| **Expense** | **4,674,965** | **5,885,435** | **5,036,993** | 6,702,659 | 8,678,807 | 8,298,575 | 16,546,864 | 9,226,539 | 11,913,549 | 14,259,909 | 9,036,965 | 11,752,840 | 4,208,500 | 6,640,296 | 11,614,894 | 7,116,532 | 11,614,894 | 11,614,894 | 11,614,894 | 11,614,894 |
| **Estm Ending Fund Balance** | **12,438,426** | **12,981,958** | **14,664,076** | **14,439,834** | 12,683,256 | 10,569,470 | **10,569,561** | 8,196,473 | **6,772,641** | **8,196,473** | **6,168,644** | **4,872,486** | **6,319,391** | **7,123,750** | **7,123,750** | **7,222,851** | **7,123,750** | **7,123,750** | **7,123,750** | **7,123,750** |
| | 1,148,087 | 543,533 | 1,682,118 | (224,243) | (1,756,577) | (2,113,786) | 0 | (2,373,088) | 0 | 0 | (2,027,829) | 0 | 150,747 | 955,106 | 0 | 99,100 | 0 | 0 | 0 | 0 |

| **Revenues:** | 2015 Actual | 2016 Actual | 2017 Actual | 2018 Actual | 2019 Actual | 2020 Actual | 2021 Adopted | 2021 Actual | 2022 Adopted | 2022 Amended | 2022 Actual | 2023 Adopted | 2023 YTD | 2023 Estimate | 2024 Proposed | 2024 Estimate | 2025 Proposed | 2026 Proposed | 2027 Proposed | 2028 Proposed |
|---|---|---|---|---|---|---|---|---|---|---|---|---|---|---|---|---|---|---|---|---|
| Fuel Taxes | 2,412,989 | 2,534,862 | 2,544,792 | 2,376,104 | 2,546,939 | 2,295,664 | 2,456,542 | 3,000,677 | 2,550,000 | 2,550,000 | 3,104,405 | 3,000,677 | 1,892,472 | 3,417,877 | 2,975,000 | 3,246,983 | 2,975,000 | 2,975,000 | 2,975,000 | 2,975,000 |
| Intergovmt'l Revenues | 3,298,701 | 3,645,485 | 3,956,582 | 3,784,276 | 3,863,751 | 3,505,795 | 3,485,789 | 3,713,038 | 3,765,000 | 3,765,000 | 3,925,167 | 3,713,038 | 2,300,716 | 3,968,604 | 3,765,000 | 3,770,174 | 3,765,000 | 3,765,000 | 3,765,000 | 3,765,000 |
| **Subtotal- Fuel Rev** | **5,711,690** | **6,180,347** | **6,501,374** | **6,160,380** | **6,410,690** | **5,801,458** | **5,942,331** | **6,713,715** | **6,315,000** | **6,315,000** | **7,029,573** | **6,713,715** | **4,193,189** | **7,386,481** | **6,740,000** | **7,017,157** | **6,740,000** | **6,740,000** | **6,740,000** | **6,740,000** |
| Other Revenue | 111,359 | 174,637 | 140,254 | 318,040 | 511,540 | 383,331 | 214,000 | 48,190 | 214,000 | 214,000 | (20,436) | 153,700 | 166,058 | 208,921 | 153,700 | 198,475 | 153,700 | 153,700 | 153,700 | 153,700 |
| Trasf In | - | 73,983 | 77,483 | | | | | 91,546 | | | | | | | | | | | | |
| Less 5% | | | | | | | (307,817) | | (326,450) | (326,450) | | (343,371) | - | | (344,685) | | (344,685) | (344,685) | (344,685) | (344,685) |
| Fund Bal Fwd | | | | | | | 10,698,350 | | 5,710,999 | 8,057,359 | | 5,228,796 | - | | 5,065,879 | | 5,065,879 | 5,065,879 | 5,065,879 | 5,065,879 |
| **Total** | **5,823,049** | **6,428,967** | **6,719,111** | **6,478,421** | **6,922,229** | **6,184,789** | 16,546,864 | **6,853,451** | 11,913,549 | **14,259,909** | **7,009,137** | 11,752,840 | 4,359,247 | 7,595,402 | 11,614,894 | 7,215,632 | 11,614,894 | 11,614,894 | 11,614,894 | 11,614,894 |

| **Appropriations:** | | 2015 | 2016 | 2017 | 2018 | 2019 | 2020 | 2021 Adopt | 2021 | 2022 Adopt | 2022 Amend | 2022 | 2023 Adopt | 2023 | 2023 Estm | 2024 Prop | 2024 Estm | 2025 Prop | 2026 Prop | 2027 Prop | 2028 Prop |
|---|---|---|---|---|---|---|---|---|---|---|---|---|---|---|---|---|---|---|---|---|---|
| Roads Department | 22500 | 2,649,300 | 3,039,671 | 3,159,927 | 2,730,117 | 3,293,984 | 4,014,122 | 4,198,699 | 3,751,996 | 5,131,745 | 5,040,579 | 4,184,722 | 6,695,241 | 3,133,764 | 4,574,137 | 6,277,512 | 5,031,551 | 6,277,512 | 6,277,512 | 6,277,512 | 6,277,512 |
| Local Option | 22503 | 326,475 | 304,753 | 325,418 | 230,540 | 282,478 | 287,821 | 362,583 | 268,201 | 362,583 | 362,583 | 240,070 | 427,583 | 260,310 | 367,496 | 612,583 | 404,246 | 612,583 | 612,583 | 612,583 | 612,583 |
| Street Lights | 22504 | 227,366 | 227,928 | 229,149 | 179,218 | 144,473 | 150,176 | 183,618 | 140,296 | 183,617 | 183,617 | 166,790 | 198,643 | 122,633 | 173,129 | 212,041 | 190,442 | 212,041 | 212,041 | 212,041 | 212,041 |
| Const. 80% | 22506 | 637,637 | 550,922 | 6,221 | 39 | 17,972 | 500,000 | 650,000 | 137,564 | 650,000 | 93,261 | | 650,000 | 20,368 | 81,472 | 650,000 | 89,619 | 650,000 | 650,000 | 650,000 | 650,000 |
| In House 20% | 22507 | | | | | | | | | | | | | | | | | | | | |
| Paving Backlog Total $4M | 22548 | 3,474 | 401,349 | 302,478 | 2,215,487 | 47,406 | | | - | | | | | | | | | | | | |
| Islamorada Roads | 22509 | | | | | | | | | | | | | | | | | | | | |
| Key Deer Blvd Stmwtr Grant | 22539 | | | | | | | | | | | | | | | | | | | | |
| No Name Key Emrg Brdg Rep | 22544 | | | | | | | | | 16,857 | 21,178 | | | | | | | | | | |
| Bridge Inventory | 22549 | | | | | | | | | | | | | | | | | | | | |
| Sugarloaf Blvd Bridge | 22554 | | 288,567 | 24,311 | 16,446 | 68,384 | 248,851 | 2,596,846 | 8,574 | | | | | | | | | | | | |
| Garrison Bight Bridge | 22555 | | 165 | 0 | 2,985 | | | | | | | | | | | | | | | | |
| Sustainability-Roads | 22556 | | | 33,680 | 80,857 | 717,086 | 624,777 | 939,009 | 646,339 | 360,666 | 817,190 | 411,883 | | 47,895 | 67,616 | 100,000 | 95,000 | 100,000 | 100,000 | 100,000 | 100,000 |
| Bimini Drive Bridge #904603 Replace | 22560 | | | | | 302,670 | 97,190 | 1,609,856 | 1,094,615 | 1,242,166 | 2,675,066 | 1,625,228 | | | | | | | | | |
| Harbor Drive Bridge Replacement | 22561 | | | | | 101,082 | 327,083 | 100,000 | 1,053,954 | | 72,587 | 41,774 | | | | | | | | | |
| Twin Lakes/Sands Subdivision | 22562 | | | | | 363,165 | 167,200 | 997,338 | 286,248 | 117,943 | 551,510 | 283,544 | 241,598 | 33,641 | 116,213 | | | | | | |
| Truman Bridge #904602 Replace | 22563 | | | | | | | | | | | | | | | | | | | | |
| Seaview Ave. Bridge #904602 | 22564 | | | | | | | 430,000 | 711,037 | 210,539 | 947,560 | 913,548 | | | | | | | | | |
| Key Largo/Burton Drive Road | 22567 | | | | | 106,410 | 186,007 | | | 25,237 | 56,677 | 21,553 | | 12,433 | 36,081 | | | | | | |
| CR905 Paving | 22568 | | | | | 895,792 | 99,532 | | | | | | | | | | | | | | |
| Quarry Big Coppitt Roadway Improve | 22569 | | | | | 1,130,062 | 534,101 | | | | | | | | | | | | | | |
| **Engineering** | | | | | | | | | | | | | | | | | | | | | |
| Engineering-R&B | 22002 | 310,665 | 362,096 | 435,762 | 475,211 | 533,839 | 652,794 | 652,283 | 718,796 | 738,529 | 735,145 | 738,934 | 851,966 | 577,456 | 815,232 | 1,112,644 | 896,755 | 1,112,644 | 1,112,644 | 1,112,644 | 1,112,644 |
| Paving Eval. & Mgmt | 22013 | | | | | | | | | | | | | | | | | | | | |
| Cash Balance 85504-590991 | 85504 | | | | | | | 2,202,476 | | 2,031,865 | 2,031,865 | | 1,915,263 | | | 1,792,956 | | 1,792,956 | 1,792,956 | 1,792,956 | 1,792,956 |
| Transfers Out 86501-590125 | 86501 | | | | | 265,084 | | | | | | | | | | | | | | | |
| Trsf Out 86501-590312 CRWW X-Paving | 86501 | | | | | | | | | | | | | | | | | | | | |
| Trsf Out 86501-590125 Moved to 401 Card Sound Bridge | | | | | | | | | | | | | | | | | | | | | |
| Trsf Out 86501-590125 Garrison Bight | 86501 | | | | 251,712 | | | | | | | | | | | | | | | | |
| Trsf Out 86501-590125 Tom's Har | 86501 | | | | | | | | | | | | | | | | | | | | |
| Trsf Out 86501-590125 NoNameKy | 86501 | | 189,936 | | | | | | | | | | | | | | | | | | |
| Transfers Out 86501-590910 | 86501 | 520,047 | 520,047 | 520,047 | 520,047 | 408,919 | 408,919 | 408,919 | 408,919 | 408,919 | 408,919 | 408,919 | 408,919 | | 408,919 | 408,919 | 408,919 | 408,919 | 408,919 | 408,919 | 408,919 |
| Contingency 85504-590990 | 85504 | | | | | | | 1,215,237 | | 432,883 | 262,172 | | 363,627 | | | 448,239 | | 448,239 | 448,239 | 448,239 | 448,239 |
| **Total** | | **4,674,965** | **5,885,435** | **5,036,993** | **6,702,659** | **8,678,807** | **8,298,575** | 16,546,864 | **9,226,539** | 11,913,549 | **14,259,909** | **9,036,965** | **11,752,840** | **4,208,500** | **6,640,296** | **11,614,894** | **7,116,532** | **11,614,894** | **11,614,894** | **11,614,894** | **11,614,894** |
| | | 1,148,085 | 543,532 | 1,682,118 | (224,239) | (1,756,577) | (2,113,786) | 0 | (2,373,088) | - | - | (2,027,829) | 0 | 150,747 | 955,106 | 0 | 99,100 | 0 | 0 | 0 | 0 |

# Fund 104:

# Middle Keys Health Care MSTU

**MONROE COUNTY, FLORIDA - BOARD OF COUNTY COMMISSIONERS**
**BUDGETED REVENUE ANALYSIS**
**MIDDLE KEYS HEALTH CARE MSTU- 104**
**FOR THE BUDGET YEAR ENDING SEPTEMBER 30, 2024**

**6/30/2023 15:04**

| **Revenues:** | Fiscal Year 2024 Proposed | Fiscal Year 2023 Estimate | Fiscal Year 2023 YTD | Fiscal Year 2023 Amended | Fiscal Year 2023 Adopted | Fiscal Year 2022 Actual | Fiscal Year 2022 Adopted | Fiscal Year 2021 Actual | Fiscal Year 2021 Adopted | Fiscal Year 2020 Actual | Fiscal Year 2020 Adopted |
|---|---|---|---|---|---|---|---|---|---|---|---|
| Ad Valorem Taxes | 2,954,186 | 2,529,903 | 2,419,193 | 2,624,381 | 2,624,381 | 2,153,851 | 2,224,594 | 2,021,371 | 2,092,407 | 1,905,125 | 1,961,722 |
| Delinquent Ad Valorem Taxes | 1,000 | 950 | (2,890) | 1,000 | 1,000 | 2,148 | 1,000 | 3,422 | 0 | 267 | 0 |
| **Total Taxes** | **2,955,186** | **2,530,853** | **2,416,304** | **2,625,381** | **2,625,381** | **2,155,999** | **2,225,594** | **2,024,794** | **2,092,407** | **1,905,392** | **1,961,722** |
| Interest Earnings | 600 | | | 600 | 600 | 256 | 5,000 | 622 | | 9,657 | |
| Interest-Tax Collector | 200 | 3,000 | 2,034 | 200 | 200 | 2 | 800 | 184 | | 1,041 | |
| **Total Investment Income** | **800** | **3,000** | **2,034** | **800** | **800** | **258** | **5,800** | **805** | **0** | **10,698** | **0** |
| Rents | | | | | | | | | | | |
| Disposition of Fixed Assets | | | | | | | | | | | |
| Miscellaneous Revenue | | | | | | | | | | | |
| **Total Misc. Revenue** | **0** | **0** | **0** | **0** | **0** | **0** | **0** | **0** | **0** | **0** | **0** |
| Trsf in Property App Excess Fees | 6,000 | 5,000 | | 6,000 | 6,000 | 10,487 | 6,000 | 7,115 | | 7,932 | |
| Trsf in Tax Coll Excess Fees | 25,000 | 23,000 | | 25,000 | 25,000 | 30,251 | 25,000 | 31,146 | | 25,298 | |
| **Total Trsf fm Const'l Officers** | **31,000** | **28,000** | **0** | **31,000** | **31,000** | **40,738** | **31,000** | **38,261** | **0** | **33,231** | **0** |
| **Non-Operating Sources (FB)** | 0 | | | 0 | 0 | | 44,816 | | | | 0 |
| **(LESS 5% Florida Statute)** | (147,799) | | | (131,308) | (131,308) | | (111,570) | | (104,620) | | (98,086) |
| **Tot Uninc. Serv Dist. Pks & Rec** | **2,839,187** | **2,561,853** | **2,418,337** | **2,525,873** | **2,525,873** | **2,196,995** | **2,195,640** | **2,063,860** | **1,987,787** | **1,949,321** | **1,863,636** |

**Middle Keys Health Care Municipal Service Taxing Unit - 104, Fund Balance Forward**

| **Fiscal Year** | **2020 Adopted** | **2020 Actual** | **2021 Adopted** | **2021 Actual** | **2022 Adopted** | **2022 Actual** | **2023 Adopted** | **2023 Amended** | **2023 YTD** | **2023 Estimate** | **2024 Proposed** | **2024 Estimate** |
|---|---|---|---|---|---|---|---|---|---|---|---|---|
| **Audited Fund Balance Prior FY** | 0 | 0 | 122,325 | 122,325 | 168,400 | 0 | 128,007 | 112,647 | 112,647 | 112,647 | 148,627 | 148,627 |
| **Revenue** | 1,863,636 | 1,949,321 | 1,987,787 | 2,063,860 | 2,195,640 | 2,196,995 | 2,525,873 | 2,525,873 | 2,418,337 | 2,561,853 | 2,839,187 | 2,868,769 |
| **Expenses** | 1,863,636 | 1,826,996 | 1,987,787 | 2,186,185 | 2,195,640 | 2,084,348 | 2,525,873 | 2,525,873 | 2,434,505 | 2,525,873 | 2,839,187 | 2,837,440 |
| **Estimated Ending Fund Balance** | 0 | 122,325 | 122,324 | 0 | 168,400 | 112,647 | 128,007 | 112,647 | 96,480 | 148,627 | 148,627 | 179,956 |
| | 0 | 122,325 | (0) | (122,324) | 0 | 112,647 | 0 | 0 | (16,166) | 35,980 | 0 | 31,329 |

**Middle Keys Health Care Municipal Service**

| **Revenues:** | **2020 Adopted** | **2020 Actual** | **2021 Adopted** | **2021 Actual** | **2022 Adopted** | **2022 Actual** | **2023 Adopted** | **2,023 Amended** | **2023 YTD** | **2023 Estimate** | **2024 Proposed** | **2024 Estimate** |
|---|---|---|---|---|---|---|---|---|---|---|---|---|
| **Taxes** | 1,961,722 | 1,905,125 | 2,092,407 | 2,021,371 | 2,224,594 | 2,153,851 | 2,624,381 | 2,624,381 | 2,419,193 | 2,529,903 | 2,954,186 | 2,836,019 |
| **Deliq Tax** | | 267 | 0 | 3,422 | 1,000 | 2,148 | 1,000 | 1,000 | (2,890) | 950 | 1,000 | 950 |
| **Rents** | 0 | | 0 | 0 | | | 0 | 0 | 0 | 0 | 0 | |
| **Other Revenue** | | 10,698 | | 805 | 5,800 | 258 | 800 | 800 | 2,034 | 3,000 | 800 | 800 |
| **Subtotal** | 1,961,722 | 1,916,090 | 2,092,407 | 2,025,599 | 2,231,394 | 2,156,257 | 2,626,181 | 2,626,181 | 2,418,337 | 2,533,853 | 2,955,986 | 2,837,769 |
| **Transfers In** (Grants & Excess Fees) | | 33,231 | | 38,261 | 31,000 | 40,738 | 31,000 | 31,000 | 0 | 28,000 | 31,000 | 31,000 |
| **Less 5% Fl Statute** | (98,086) | | (104,620) | | (111,570) | | (131,308) | (131,308) | | | (147,799) | |
| **Fund Bal Fwd** | 0 | | 0 | | 44,816 | | 0 | 0 | | | 0 | |
| **Total Revenues** | **1,863,636** | **1,949,321** | **1,987,787** | **2,063,860** | **2,195,640** | **2,196,995** | **2,525,873** | **2,525,873** | **2,418,337** | **2,561,853** | **2,839,187** | **2,868,769** |

**Appropriations:**

| | | | | | | | | | | | | |
|---|---|---|---|---|---|---|---|---|---|---|---|---|
| **Middle Keys Health Care** | 045908 | 1,759,784 | 1,737,358 | 1,889,961 | 2,091,347 | 1,906,480 | 1,982,985 | 2,328,364 | 2,328,364 | 2,328,364 | 2,403,364 | 2,626,948 | 2,701,948 |
| **Tax Collector** | 69020 | 58,852 | 54,787 | 62,772 | 59,259 | 66,738 | 63,119 | 78,731 | 78,731 | 72,489 | 78,731 | 88,626 | 86,879 |
| **Property Appraiser** | 69209 | 34,851 | 34,851 | 35,054 | 35,579 | 37,885 | 38,244 | 43,778 | 43,778 | 33,652 | 43,778 | 48,613 | 48,613 |
| **C Balance** | 85577 | | | | | 111,297 | | | | | | | |
| **C Agency** | 85577 | 10,149 | | | | 73,240 | | 75,000 | 75,000 | | | 75,000 | |
| **Total** | | **1,863,636** | **1,826,996** | **1,987,787** | **2,186,185** | **2,195,640** | **2,084,348** | **2,525,873** | **2,525,873** | **2,434,505** | **2,525,873** | **2,839,187** | **2,837,440** |

# Fund 141:

# Fire & Ambulance District 1 L&M Key

**MONROE COUNTY, FLORIDA - BOARD OF COUNTY COMMISSIONERS**
**BUDGETED REVENUE ANALYSIS**
**FIRE & AMBULANCE L&M KEYS - 141**
**FOR THE BUDGET YEAR ENDING SEPTEMBER 30, 2024**

**6/29/2023 16:03**

| **Revenues:** | **Fiscal Year 2024 Proposed** | **Fiscal Year 2023 Estimate** | **Fiscal Year 2023 YTD** | **Fiscal Year 2023 Amended** | **Fiscal Year 2023 Adopted** | **Fiscal Year 2022 Actual** | **Fiscal Year 2022 Adopted** | **Fiscal Year 2021 Actual** | **Fiscal Year 2021 Adopted** | **Fiscal Year 2020 Actual** | **Fiscal Year 2019 Actual** | **Fiscal Year 2018 Actual** | **Fiscal Year 2017 Actual** |
|---|---|---|---|---|---|---|---|---|---|---|---|---|---|
| Ad Valorem Taxes | 15,689,512 | 14,458,462 | 13,982,513 | 14,998,405 | 14,998,405 | 13,699,070 | 14,214,218 | 13,029,339 | 13,531,001 | 12,480,298 | 12,219,009 | 11,496,974 | 9,961,979 |
| Delinquent Ad Valorem Taxes | 7,500 | 8,500 | 3,020 | 40,000 | 40,000 | 5,389 | 40,000 | 40,242 | 35,000 | 46,595 | 15,139 | 19,789 | 51,174 |
| **Total Taxes** | **15,697,012** | **14,466,962** | **13,985,534** | **15,038,405** | **15,038,405** | **13,704,459** | **14,254,218** | **13,069,581** | **13,566,001** | **12,526,893** | **12,234,148** | **11,516,763** | **10,013,153** |
| Payment in Lieu of Taxes | | 75,000 | | | | 81,036 | | 99,542 | | 106,658 | 112,473 | 98,196 | 108,785 |
| State Shared Rev Pub Safety | 35,000 | 30,000 | 20,803 | 35,000 | 35,000 | 31,650 | 35,000 | 26,160 | 38,000 | 30,164 | 36,360 | 26,072 | 37,763 |
| **Total Intergovernmental** | **35,000** | **105,000** | **20,803** | **35,000** | **35,000** | **112,686** | **35,000** | **125,703** | **38,000** | **136,823** | **148,833** | **124,268** | **146,548** |
| Services - Prop App. Excess Fees | | | | | | | | | | | | | |
| Services - Tax Coll Excess Fees | | | | | | | | | | | | | |
| Services - Public Safety Ambulance | 850,000 | 900,000 | 804,827 | 650,000 | 650,000 | 1,044,939 | 650,000 | 767,234 | 650,000 | 573,013 | 792,684 | 638,217 | 656,238 |
| Services - Public Safety Fire Life & Safety Inspection | | 250 | | | | 530 | | | | | | | |
| Services - Public Safety Fire & EMS | | | | | | | | 80 | | | | | |
| Services- Quasi Fee/Chgs | | 1,750 | 3,800 | | | 2,375 | | | | | | | |
| **Total Charges for Services** | **850,000** | **902,000** | **808,627** | **650,000** | **650,000** | **1,047,844** | **650,000** | **767,314** | **650,000** | **573,013** | **792,684** | **638,217** | **656,238** |
| Investment Income | 75,000 | 225,000 | 289,087 | 75,000 | 75,000 | (34,013) | 75,000 | 19,447 | 75,000 | 166,944 | 268,257 | 84,128 | 45,636 |
| Interest-Tax Collector | 8,000 | 9,000 | 11,227 | 8,000 | 8,000 | 12 | 8,000 | 1,161 | 8,000 | 6,817 | 12,767 | 7,137 | 2,600 |
| **Total Interest Earnings** | **83,000** | **234,000** | **300,314** | **83,000** | **83,000** | **(34,001)** | **83,000** | **20,608** | **83,000** | **173,761** | **281,024** | **91,264** | **48,237** |
| Disposit. of Fixed Assets | | 15,000 | | | | 1,507 | | 16,445 | | 11,225 | 10,000 | 1,525 | 4,521 |
| Donations | | 7,500 | | | | 5,265 | | 22,000 | | | | | |
| Other Miscellaneous Revenues | | 8,000 | 5,369 | | | 7,165 | | 10,713 | | 210,426 | 13,265 | 4,733 | 219,366 |
| Misc-Other Tuition | | | | | | | | | | | 11,000 | | |
| **Total Misc. Revenue** | **0** | **30,500** | **5,369** | **0** | **0** | **13,937** | **0** | **49,158** | **0** | **221,651** | **34,265** | **6,258** | **223,887** |
| **Trans Fm Grant Fund-125** | **0** | **0** | **0** | **0** | **0** | **0** | **0** | **0** | **0** | **0** | **0** | **0** | **0** |
| Trans Fm 1 cent Infra Fund | | | | | | | | | | | | | |
| Trans Fm Risk Fund-503 | | | | | | | | | | | | | |
| Trans Fm Fund 125 | | | | | | | | 743,648 | | | | | |
| SBCA Lease Purchase | | | | | | | | | | | | | |
| Trsf in PA-Excess Fees | 30,000 | 50,000 | | 30,000 | 30,000 | 66,791 | 30,000 | 45,899 | 30,000 | 52,056 | 27,793 | 30,042 | 30,915 |
| Trsf in TC-Excess Fees | 150,000 | 175,000 | | 150,000 | 150,000 | 192,782 | 150,000 | 200,852 | 150,000 | 167,837 | 158,624 | 171,729 | 152,523 |
| | **180,000** | **225,000** | **0** | **180,000** | **180,000** | **259,573** | **180,000** | **990,399** | **180,000** | **219,892** | **186,416** | **201,771** | **183,438** |
| | | | | | | | | | | | | | |
| **Subtotal Revenues** | **16,845,012** | **15,963,462** | **15,120,647** | **15,986,405** | **15,986,405** | **15,104,498** | **15,202,218** | **15,022,762** | **14,517,001** | **13,852,033** | **13,677,371** | **12,578,541** | **11,271,501** |
| **Non-Operating Sources (FB)** | 2,120,930 | | | 2,007,648 | 2,007,648 | | 3,241,560 | | 2,093,241 | | | | |
| **(LESS 5% Florida Statute)** | (833,251) | | | (790,320) | (790,320) | | (751,111) | | (716,850) | | | | |
| **Total Fire and Amb District 1** | **18,132,691** | **15,963,462** | **15,120,647** | **17,203,733** | **17,203,733** | **15,104,498** | **17,692,668** | **15,022,762** | **15,893,392** | **13,852,033** | **13,677,371** | **12,578,541** | **11,271,501** |

**Dist. 1 Fire & Ambulance Fund - 141, Fund Balance Forward Calculation**

| Fiscal Year | 2017 Actual | 2018 Actual | 2019 Actual | 2020 Actual | 2021 Adopted | 2021 Actual | 2022 Adopted | 2022 Actual | 2023 Adopted | 2023 Amended | 2023 YTD | 2023 Estimate | 2024 Proposed | 2024 Estimate |
|---|---|---|---|---|---|---|---|---|---|---|---|---|---|---|
| **Audited Fund Balance Prior FY** | **5,276,737** | **5,021,011** | **4,325,401** | **4,746,841** | 4,974,286 | **4,974,286** | 5,062,388 | 6,169,529 | 5,454,502 | 6,460,945 | 6,460,945 | 6,460,945 | 6,449,587 | 6,449,587 |
| **Revenues** | **11,271,501** | **12,578,541** | **13,677,371** | **13,852,033** | 15,893,392 | **15,022,762** | 17,692,668 | 15,104,498 | 17,203,733 | 17,203,733 | 15,120,647 | 15,963,462 | 18,132,691 | 16,217,432 |
| **Expenses** | **11,527,230** | **13,274,151** | **13,255,931** | **13,624,591** | 15,893,392 | **13,827,519** | 17,692,668 | 14,813,082 | 17,203,733 | 17,203,733 | 8,585,070 | 15,974,820 | 18,132,691 | 16,118,133 |
| **Estimated Ending Fund Balance** | **5,021,011** | **4,325,401** | **4,746,841** | **4,974,286** | 4,974,286 | **6,169,529** | 5,062,388 | 6,460,945 | 5,454,502 | 6,460,945 | 12,996,522 | 6,449,587 | 6,449,587 | 6,548,886 |
| | (255,726) | (695,610) | 421,440 | 227,445 | (0) | 1,195,244 | 0 | 291,415 | (0) | 0 | 6,535,577 | (11,358) | 0 | 99,299 |

## Dist. 1 Fire & Ambulance Fund - 141, Budget

| Revenues: | 2017 Actual | 2018 Actual | 2019 Actual | 2020 Actual | 2021 Adopted | 2021 Actual | 2022 Adopted | 2022 Actual | 2023 Adopted | 2023 Amended | 2023 YTD | 2023 Estimate | 2024 Proposed | 2024 Estimate |
|---|---|---|---|---|---|---|---|---|---|---|---|---|---|---|
| **Taxes** | 9,961,979 | 11,496,974 | 12,219,009 | 12,480,298 | 13,531,001 | 13,029,339 | 14,214,218 | 13,699,070 | 14,998,405 | 14,998,405 | 13,982,513 | 14,458,462 | 15,689,512 | 15,061,932 |
| **Deliq Taxes** | 51,174 | 19,789 | 15,139 | 46,595 | 35,000 | 40,242 | 40,000 | 5,389 | 40,000 | 40,000 | 3,020 | 8,500 | 7,500 | 7,500 |
| **Ambulance Revenue** | 656,238 | 638,217 | 792,684 | 573,013 | 650,000 | 767,314 | 650,000 | 1,044,939 | 650,000 | 650,000 | 804,827 | 900,000 | 850,000 | 850,000 |
| **Other Revenue** | 418,671 | 221,790 | 464,123 | 532,234 | 121,000 | 195,469 | 118,000 | 95,527 | 118,000 | 118,000 | 330,287 | 371,500 | 118,000 | 118,000 |
| **Subtotal** | **11,088,063** | **12,376,770** | **13,490,955** | **13,632,141** | 14,337,001 | **14,032,364** | 15,022,218 | **14,844,925** | 15,806,405 | 15,806,405 | **15,120,647** | 15,738,462 | 16,665,012 | 16,037,432 |
| **Transfers In** (Grants & Excess Fees) | 183,438 | 201,771 | 186,416 | 219,892 | 180,000 | 990,399 | 180,000 | 259,573 | 180,000 | 180,000 | 0 | 225,000 | 180,000 | 180,000 |
| **Less 5%** | | | | | (716,850) | | (751,111) | | (790,320) | (790,320) | | | (833,251) | |
| **Fund Bal Fwd** | | | | | 2,093,241 | | 3,241,560 | | 2,007,648 | 2,007,648 | | | 2,120,930 | |
| **Total** | **11,271,501** | **12,578,541** | **13,677,371** | **13,852,033** | 15,893,392 | **15,022,762** | 17,692,668 | **15,104,498** | 17,203,733 | 17,203,733 | **15,120,647** | 15,963,462 | 18,132,691 | 16,217,432 |

| Appropriations: | | 2017 Actual | 2018 Actual | 2019 Actual | 2020 Actual | 2021 Adopted | 2021 Actual | 2022 Adopted | 2022 Actual | 2023 Adopted | 2023 Amended | 2023 YTD | 2023 Estimate | 2024 Proposed | 2024 Estimate |
|---|---|---|---|---|---|---|---|---|---|---|---|---|---|---|---|
| **Fire Rescue Central- Personnel** | 11500 | 10,130,179 | 12,216,971 | 11,508,019 | 11,859,300 | 12,256,224 | 12,042,147 | 14,102,449 | 12,988,388 | 14,201,648 | 14,389,129 | 7,971,958 | 14,105,096 | 14,927,344 | 14,180,977 |
| **Operating & Equipment** | 11500 | | | | | | | | | | | | | | |
| **SAFER Grant Positions** *Currently Grant Funded* | | | | | | | | | | | | | | | |
| **Safer Grant Operating** | 13001 | | | | | | | | | | | | | | |
| **Fire Rescue Capital Equipment** | 11500 | | | | | | | | | | | | | | |
| **Tax Collector Fees** | 69001 | 293,441 | 396,187 | 360,448 | 363,477 | 405,930 | 382,141 | 426,427 | 402,240 | 454,452 | 454,452 | 419,566 | 431,729 | 470,685 | 484,447 |
| **Property Appr. Fees** | 69201 | 195,091 | 206,734 | 214,354 | 228,704 | 230,036 | 229,521 | 244,395 | 243,583 | 278,826 | 278,826 | 193,546 | 264,885 | 279,599 | 279,599 |
| **Cash Balance** | 85520 | | | | | 1,228,773 | | 1,019,548 | | 845,697 | 845,697 | | | 881,810 | |
| **Transfers Out** | 86511 | 908,519 | 454,260 | 1,173,110 | 1,173,110 | 1,173,110 | 1,173,710 | 1,173,110 | 1,178,871 | 1,173,110 | 1,173,110 | | 1,173,110 | 1,173,110 | 1,173,110 |
| **Contingency** | 85520 | | | | | 599,319 | | 726,739 | | 250,000 | 62,519 | | | 400,143 | |
| **Total** | | **11,527,230** | **13,274,151** | **13,255,931** | **13,624,591** | 15,893,392 | **13,827,519** | 17,692,668 | 14,813,082 | 17,203,733 | 17,203,733 | **8,585,070** | 15,974,820 | 18,132,691 | 16,118,133 |

# Fund 147:

# Unincorporated Svc Dist. Parks & Rec

**MONROE COUNTY, FLORIDA - BOARD OF COUNTY COMMISSIONERS**
**BUDGETED REVENUE ANALYSIS**
**UNINC SERV DISTRICT PARKS AND REC - 147**
**FOR THE BUDGET YEAR ENDING SEPTEMBER 30, 2024**

**6/29/2023 16:22**

| | Fiscal Year 2024 Proposed | Fiscal Year 2023 Estimate | Fiscal Year 2023 YTD | Fiscal Year 2023 Amended | Fiscal Year 2023 Adopted | Fiscal Year 2022 Actual | Fiscal Year 2022 Adopted | Fiscal Year 2021 Actual | Fiscal Year 2021 Adopted | Fiscal Year 2020 Actual | Fiscal Year 2019 Actual | Fiscal Year 2018 Actual | Fiscal Year 2017 Actual | Fiscal Year 2016 Actual | Fiscal Year 2015 Actual |
|---|---|---|---|---|---|---|---|---|---|---|---|---|---|---|---|
| **Revenues:** | | | | | | | | | | | | | | | |
| Ad Valorem Taxes | 3,547,891 | 2,770,431 | 2,685,187 | 2,873,891 | 2,873,891 | 2,522,332 | 2,686,114 | 2,363,230 | 2,447,979 | 2,228,884 | 2,174,178 | 1,835,843 | 1,619,563 | 1,602,438 | 1,601,237 |
| Delinquent Ad Valorem Taxes | 1,000 | 1,000 | 544 | 7,500 | 7,500 | 1,698 | 7,500 | 11,290 | 5,000 | 12,758 | 3,934 | 4,236 | 5,052 | 2,597 | 5,978 |
| **Total Taxes** | **3,548,891** | **2,771,431** | **2,685,731** | **2,881,391** | **2,881,391** | **2,524,030** | **2,693,614** | **2,374,520** | **2,452,979** | **2,241,642** | **2,178,112** | **1,840,079** | **1,624,615** | **1,605,035** | **1,607,216** |
| Payment in Lieu of Taxes | | | | | | 6,060 | | 6,082 | | 6,452 | 6,927 | 5,422 | 6,252 | 5,674 | 5,460 |
| State Shared Local Gov 1/2 cent | 1,655,533 | 830,112 | 494,285 | 1,655,533 | 1,655,533 | 885,025 | 1,060,659 | 752,465 | 536,352 | 420,766 | | | | | |
| **Total Intergovernmental** | **1,655,533** | **830,112** | **494,285** | **1,655,533** | **1,655,533** | **891,085** | **1,060,659** | **758,547** | **536,352** | **427,219** | **6,927** | **5,422** | **6,252** | **5,674** | **5,460** |
| Services - Parks and Recreation | 75,000 | 110,000 | 68,026 | 75,000 | 75,000 | 125,608 | 75,000 | 172,348 | | 86,940 | 0 | 0 | 56,560 | 64,306 | 37,420 |
| Services - Human Service - Animal Control | | | | | | | | 60 | | | | | | | |
| Services - Other Property Usage | | 15,000 | 19,950 | | | 17,314 | | 2,397 | | | | | 589 | 469 | |
| **Total Charges for Services** | **75,000** | **125,000** | **87,976** | **75,000** | **75,000** | **142,922** | **75,000** | **174,805** | **0** | **86,940** | **0** | **0** | **57,149** | **64,775** | **37,420** |
| Interest Earnings | 15,000 | 70,000 | 67,540 | 5,000 | 5,000 | (17,622) | 5,000 | 4,278 | 5,000 | 26,358 | 43,854 | 13,322 | 7,011 | 5,839 | 4,711 |
| Interest-Tax Collector | 2,500 | 2,500 | 2,233 | 1,000 | 1,000 | 2 | 1,000 | 206 | 1,000 | 1,183 | 2,162 | 987 | 406 | | |
| **Total Investment Income** | **17,500** | **72,500** | **69,773** | **6,000** | **6,000** | **(17,620)** | **6,000** | **4,485** | **6,000** | **27,540** | **46,016** | **14,309** | **7,417** | **5,839** | **4,711** |
| Rents | 25,000 | 20,000 | 13,750 | 25,000 | 25,000 | 18,700 | 50,000 | 25,850 | 50,000 | 24,650 | 25,224 | 38,375 | 44,714 | 43,445 | 54,489 |
| Rents-Rowells | | | | | | | | | | | | 180 | (2,000) | 7,779 | 2,000 |
| Rents-Bernstein Park | | | | 5,000 | 5,000 | | 5,000 | 0 | 5,000 | 5,008 | 13,110 | | | | |
| Disposition of Fixed Assets | | | | | | | | 3,712 | | 18,430 | 1,336 | 2,271 | | 1,560 | 556 |
| Miscellaneous Revenue | | 100 | 87 | | | | | 198 | | | 556 | | | 3,984 | 0 |
| Trfs Fm Grant Fund - 125 | | | | | | | | 25,596 | | | | | | | |
| **Total Misc. Revenue** | **25,000** | **20,100** | **13,837** | **30,000** | **30,000** | **18,700** | **55,000** | **55,357** | **55,000** | **48,088** | **40,226** | **40,826** | **42,714** | **56,768** | **57,044** |
| Transfer From 1 Cent Infra (304) | | | | | | | | | | | | | | | |
| **Subtotal Revenues** | **5,321,924** | **3,819,143** | **3,351,601** | **4,647,924** | **4,647,924** | **3,559,117** | **3,890,273** | **3,367,712** | **3,050,331** | **2,831,429** | **2,271,281** | **1,900,637** | **1,738,146** | **1,738,090** | **1,711,851** |
| Trsf in Property App Excess Fees | | | | | | 12,297 | | 8,316 | | 9,304 | | | | | |
| Trsf in Tax Coll Excess Fees | | | | | | 35,604 | | 36,651 | | 30,111 | 28,375 | 27,549 | 24,818 | 24,188 | 23,434 |
| **Non-Operating Sources (FB)** | 930,124 | | | 522,170 | 72,170 | | 467,279 | | 406,390 | | | | | | |
| **(LESS 5% Florida Statute)** | (266,096) | | | (232,396) | (232,396) | | (194,514) | | (152,516) | | | | | | |
| **Tot Uninc. Serv Dist. Pks & Rec** | **5,985,952** | **3,819,143** | **3,351,601** | **4,937,698** | **4,487,698** | **3,607,017** | **4,163,038** | **3,412,679** | **3,304,205** | **2,870,844** | **2,299,656** | **1,928,186** | **1,762,964** | **1,762,279** | **1,735,286** |

**UNINCORPORATED SERV DISTRICT PARKS AND RECREATION - 147, Fund Balance Forward**

| Fiscal Year | 2015 Actual | 2016 Actual | 2017 Actual | 2018 Actual | 2019 Actual | 2020 Actual | 2021 Adopted | 2021 Actual | 2022 Adopted | 2022 Actual | 2023 Adopted | 2023 Amend | 2023 YTD | 2023 Estimate | 2024 Proposed | 2024 Estimate |
|---|---|---|---|---|---|---|---|---|---|---|---|---|---|---|---|---|
| Audited Fund Balance Prior FY | 986,259 | 1,042,836 | 966,974 | 725,252 | 771,399 | 680,618 | 1,129,894 | 1,129,894 | 1,855,506 | 1,855,506 | 2,010,759 | 1,879,743 | 1,879,743 | 1,879,743 | 1,267,856 | 1,267,856 |
| Revenue | 1,735,286 | 1,762,279 | 1,762,964 | 1,928,186 | 2,299,656 | 2,870,844 | 3,304,205 | 3,412,679 | 4,163,038 | 3,607,017 | 4,487,698 | 4,937,698 | 3,351,601 | 3,819,143 | 5,985,952 | 5,096,357 |
| Expenses | 1,678,708 | 1,838,143 | 2,004,687 | 1,882,039 | 2,390,438 | 2,421,570 | 3,304,205 | 2,687,067 | 4,163,038 | 3,582,781 | 4,487,698 | 4,937,698 | 2,263,040 | 4,431,029 | 5,985,952 | 5,171,041 |
| Estimated Ending Fund Balance | 1,042,836 | 966,974 | 725,252 | 771,399 | 680,618 | 1,129,894 | 1,129,894 | 1,855,506 | 1,855,506 | 1,879,743 | 2,010,759 | 1,879,743 | 2,968,304 | 1,267,856 | 1,267,856 | 1,193,172 |
| | 56,577 | (75,862) | (241,722) | 46,147 | (90,782) | 449,277 | (0) | 725,612 | 0 | 24,237 | (0) | 0 | 1,088,562 | (611,886) | 0 | (74,684) |

**Unincorporated Service District Park and Recreation**

| Revenues: | 2015 Actual | 2016 Actual | 2017 Actual | 2018 Actual | 2019 Actual | 2020 Actual | 2021 Adopted | 2021 Actual | 2022 Adopted | 2022 Actual | 2023 Adopted | 2023 Amend | 2023 YTD | 2023 Estimate | 2024 Proposed | 2024 Estimate |
|---|---|---|---|---|---|---|---|---|---|---|---|---|---|---|---|---|
| Taxes | 1,601,237 | 1,602,438 | 1,619,563 | 1,835,843 | 2,174,178 | 2,228,884 | 2,447,979 | 2,363,230 | 2,686,114 | 2,522,332 | 2,873,891 | 2,873,891 | 2,685,187 | 2,770,431 | 3,547,891 | 3,405,975 |
| Deliq Tax | 5,978 | 2,597 | 5,052 | 4,236 | 3,934 | 12,758 | 5,000 | 11,290 | 7,500 | 1,698 | 7,500 | 7,500 | 544 | 1,000 | 1,000 | 1,000 |
| Services - Parks and Recreation | 37,420 | 64,306 | 56,560 | 0 | 0 | 86,940 | 0 | 174,805 | 75,000 | 142,922 | 75,000 | 75,000 | 87,976 | 125,000 | 75,000 | 75,000 |
| Rents | 56,489 | 51,224 | 42,714 | 40,826 | 40,226 | 48,088 | 55,000 | 55,357 | 55,000 | 18,700 | 30,000 | 30,000 | 13,750 | 20,000 | 25,000 | 25,000 |
| Other Revenue | 10,727 | 17,526 | 14,257 | 19,731 | 52,943 | 454,759 | 542,352 | 763,031 | 1,066,659 | 873,465 | 1,661,533 | 1,661,533 | 564,144 | 902,712 | 1,673,033 | 1,589,381 |
| Subtotal | 1,711,851 | 1,738,090 | 1,738,146 | 1,900,637 | 2,271,281 | 2,831,429 | 3,050,331 | 3,367,712 | 3,890,273 | 3,559,117 | 4,647,924 | 4,647,924 | 3,351,601 | 3,819,143 | 5,321,924 | 5,096,357 |
| Transfers In (Grants & Excess Fees) | 23,434 | 24,188 | 24,818 | 27,549 | 28,375 | 39,415 | | 44,967 | | 47,900 | | | | | | |
| Less 5% Fl Statute | | | | | | | (152,516) | | (194,514) | | (232,396) | (232,396) | | | (266,096) | |
| Fund Bal Fwd | | | | | | | 406,390 | | 467,279 | | 72,170 | 522,170 | | | 930,124 | |
| Total Revenues | 1,735,286 | 1,762,279 | 1,762,964 | 1,928,186 | 2,299,656 | 2,870,844 | 3,304,205 | 3,412,679 | 4,163,038 | 3,607,017 | 4,487,698 | 4,937,698 | 3,351,601 | 3,819,143 | 5,985,952 | 5,096,357 |

| Appropriations: | | 2015 Actual | 2016 Actual | 2017 Actual | 2018 Actual | 2019 Actual | 2020 Actual | 2021 Adopted | 2021 Actual | 2022 Adopted | 2022 Actual | 2023 Adopted | 2023 Amend | 2023 YTD | 2023 Estimate | 2024 Proposed | 2024 Estimate |
|---|---|---|---|---|---|---|---|---|---|---|---|---|---|---|---|---|---|
| Unincorporated Parks & Beaches | 20503 | 1,314,361 | 1,421,681 | 1,593,170 | 1,622,209 | 2,119,492 | 1,981,634 | 2,339,672 | 2,405,334 | 3,266,004 | 2,966,218 | 3,446,763 | 3,920,615 | 2,039,389 | 3,768,436 | 4,071,495 | 3,745,775 |
| Recreation | 20527 | | | | | | | | | | | | | | | 509,313 | 468,568 |
| School Board ILA Sugarloaf | 20524 | 21,579 | 26,500 | 21,053 | 25,790 | 26,952 | 32,000 | 32,000 | 32,000 | 32,000 | 32,000 | 32,000 | 32,000 | 16,000 | 32,000 | 32,000 | 32,000 |
| Jacobs Aquatic Center | 20531 | 180,000 | 180,000 | 180,000 | 180,000 | 180,000 | 180,000 | 180,000 | 180,000 | 180,000 | 178,500 | 192,600 | 212,600 | 127,086 | 212,600 | 500,000 | 495,000 |
| Tax Collector | 69019 | | 47,194 | 47,696 | 54,040 | 63,993 | 65,168 | 73,439 | 69,733 | 80,583 | 74,287 | 86,217 | 86,217 | 80,565 | 86,217 | 106,437 | 97,922 |
| Property Appraiser | 69208 | | | | | | | | | | | | | | | | |
| Cash Balance | 85524 | | | | | | | 183,747 | | 182,675 | | 308,342 | 308,342 | | | 325,000 | |
| Transfers Out | 86514 | 162,768 | 162,768 | 162,768 | | | 162,768 | 331,776 | 0 | 331,776 | 331,776 | 331,776 | 331,776 | | 331,776 | 331,776 | 331,776 |
| Contingency | 85524 | | | | | | | 163,570 | | 90,000 | | 90,000 | 46,148 | | | 109,931 | |
| Total | | 1,678,708 | 1,838,143 | 2,004,687 | 1,882,039 | 2,390,438 | 2,421,570 | 3,304,205 | 2,687,067 | 4,163,038 | 3,582,781 | 4,487,698 | 4,937,698 | 2,263,040 | 4,431,029 | 5,985,952 | 5,171,041 |

# Fund 148:

# MSTD – Planning/Building/Code/Fire Mar.

**MONROE COUNTY, FLORIDA - BOARD OF COUNTY COMMISSIONERS**
**BUDGETED REVENUE ANALYSIS**
**PLANNING, BUILDING, ZONING - 148**
**FOR THE FISCAL YEAR ENDING SEPTEMBER 30, 2024**

| 6/29/2023 16:34 | Fiscal Year 2024 Proposed | Fiscal Year 2023 Estimate | Fiscal Year 2023 YTD | Fiscal Year 2023 Amended | Fiscal Year 2023 Adopted | Fiscal Year 2022 Actual | Fiscal Year 2022 Adopted | Fiscal Year 2021 Actual | Fiscal Year 2021 Adopted | Fiscal Year 2020 Actual | Fiscal Year 2019 Actual | Fiscal Year 2018 Actual | Fiscal Year 2017 Actual | Fiscal Year 2016 Actual | Fiscal Year 2015 Actual | Fiscal Year 2014 Actual |
|---|---|---|---|---|---|---|---|---|---|---|---|---|---|---|---|---|
| **Revenues:** | | | | | | | | | | | | | | | | |
| Ad Valorem Taxes | 0 | | | | | | 0 | | 0 | | | | | 0 | | 253,462 |
| Delinquent Ad Valorem Taxes | | | | | | | | | | | | | | 0 | | 997 |
| Local Comm Serv. Taxes (State Estm) | 500,000 | 600,000 | 419,696 | 438,423 | 438,423 | 500,157 | 510,000 | 487,137 | 462,945 | 487,925 | 527,555 | 585,882 | 610,480 | 646,077 | 657,975 | 680,307 |
| **Total Taxes** | **500,000** | **600,000** | **419,696** | **438,423** | **438,423** | **500,157** | **510,000** | **487,137** | **462,945** | **487,925** | **527,555** | **585,882** | **610,480** | **646,077** | **657,975** | **934,765** |
| Impact Fees | | | | | | | | | | | | | | | | |
| Pymt in Lieu of Taxes | | | | | | 905 | | 909 | | 964 | 1,035 | 810 | 933 | 849 | 816 | 1,088 |
| State Shared Revenue 1/2 cnt tx | 5,335,494 | 2,822,382 | 1,680,569 | 4,635,494 | 4,635,494 | 3,009,089 | 2,253,901 | 2,563,913 | 1,823,596 | 1,788,258 | 1,374,824 | 1,270,079 | 1,805,568 | 3,334,808 | 6,012,451 | 5,570,667 |
| Public Safety | | | | | | | | | | | | | | | | |
| **Total Intergovernmental** | **5,335,494** | **2,822,382** | **1,680,569** | **4,635,494** | **4,635,494** | **3,009,995** | **2,253,901** | **2,564,821** | **1,823,596** | **1,789,222** | **1,375,859** | **1,270,889** | **1,806,501** | **3,335,657** | **6,013,268** | **5,571,755** |
| Services Other - Planning | 2,896,870 | 3,372,262 | 2,297,125 | 2,570,486 | 2,570,486 | 3,218,745 | 2,850,000 | 2,856,096 | 2,775,000 | 2,780,745 | 2,946,194 | 2,407,744 | 2,273,074 | 2,189,291 | 1,766,563 | 890,593 |
| Services Other - Life Safety | 672,608 | 957,201 | 697,003 | 410,959 | 410,959 | 388,016 | 450,000 | 456,621 | 375,000 | 496,950 | 472,944 | 366,581 | 377,782 | 302,616 | 331,554 | 33,191 |
| Services Other - Fire Vacation Rental Inspection Fee | 20,000 | 19,341 | 13,700 | | | 20,200 | | | | | | | | | | |
| Services Other - Fire Public Records Requests | | | | | | 25 | | | | | | | | | | |
| Services Other - Fire Life & Safety Inspection Fee | 30,000 | 50,000 | 37,798 | | | 19,035 | | | | | | | | | | |
| **Total Charges for Services** | **3,619,478** | **4,398,804** | **3,045,626** | **2,981,445** | **2,981,445** | **3,646,021** | **3,300,000** | **3,312,717** | **3,150,000** | **3,277,695** | **3,419,138** | **2,774,324** | **2,650,856** | **2,491,907** | **2,098,117** | **923,783** |
| **One time Chrgs & Fees** | | | | | | | | | | | | | | | | |
| Historic Preservation Fee | 2,000 | 2,000 | 1,800 | | | 3,200 | | 1,800 | | 600 | 800 | 4,187 | 3,200 | 200 | | 100 |
| Flood Insurance Prgrm - Home | | | | | | | | | | | | | | | | |
| Admin Fees Building | 1,500 | 1,400 | 1,022 | 5,000 | 5,000 | 1,504 | 5,000 | 1,628 | 5,000 | 2,223 | 1,105 | 11,765 | 119,111 | 113,222 | 71,908 | 56,447 |
| Services other Salary | | | | | | | - | | - | | | | | 0 | 60,787 | 55,357 |
| **Total Charges for Services-Other** | **3,500** | **3,400** | **2,822** | **5,000** | **5,000** | **4,704** | **5,000** | **3,428** | **5,000** | **2,823** | **1,905** | **15,952** | **122,311** | **113,422** | **132,695** | **111,904** |
| Fines Local Ord - Code Enforce | 200,000 | 185,000 | 156,498 | 200,000 | 200,000 | 162,675 | 200,000 | 221,234 | 185,000 | 196,549 | 274,558 | 2,206,152 | 1,562,516 | 1,101,595 | 576,091 | 447,805 |
| Fines Local Ord - Code Vacation Rentals | 1,200,000 | 1,100,000 | 732,569 | 2,200,000 | 2,200,000 | 1,219,643 | 2,000,000 | 2,484,026 | 2,000,000 | 1,329,690 | 1,852,923 | 181,073 | | | | |
| **Total Fines and Forfeitures-Local Ord** | **1,400,000** | **1,285,000** | **889,067** | **2,400,000** | **2,400,000** | **1,382,318** | **2,200,000** | **2,705,259** | **2,185,000** | **1,526,239** | **2,127,482** | **2,387,225** | **1,562,516** | **1,101,595** | **576,091** | **447,805** |
| Fines Local Ord - False Fire Alarms | | | | | | | | | | | | | | | | |
| **Total Fire Fines - Local Ord** | **0** | **0** | **0** | **0** | **0** | **0** | **0** | **0** | **0** | **0** | **0** | **0** | **0** | **0** | **0** | **0** |
| **Investment Income** | 50,000 | 175,000 | 173,981 | 20,000 | 20,000 | (40,840) | 140,000 | 18,473 | 125,000 | 194,347 | 293,421 | 88,585 | 57,855 | 43,203 | 26,942 | 19,243 |
| **Interest-Tax Collector** | | | | | | | | | | | | | | 0 | | 16 |
| **Disposition of Fixed Assets** | | | | | | | | 8,507 | | 500 | 5,430 | 3,874 | | 475 | 255 | |
| **Other Miscellaneous Revenues** | | 150 | 233 | | | 651 | | 2,238 | | 400 | 5,120 | 806 | 252 | 1,143 | 851 | 7,276 |
| **Settlements** | | | | | | | | 54,691 | | | | | | | | |
| **Transfer from Fund 125** | | | | | | | | 759,635 | | | | | | | | |
| **Total Misc** | **50,000** | **175,150** | **174,215** | **20,000** | **20,000** | **(40,189)** | **140,000** | **843,545** | **125,000** | **195,246** | **303,971** | **93,265** | **58,107** | **44,821** | **28,048** | **26,535** |
| **Subtotal Revenues** | **10,908,472** | **9,284,736** | **6,211,995** | **10,480,362** | **10,480,362** | **8,503,006** | **8,408,901** | **9,916,907** | **7,751,541** | **7,279,150** | **7,755,911** | **7,127,537** | **6,810,770** | **7,733,480** | **9,506,195** | **8,016,547** |
| **Trsf fm Const'l Officers** | | | | 10,000 | 10,000 | | 10,000 | | 10,000 | | 4,938 | 4,801 | 4,544 | 8,310 | 10,221 | 36,703 |
| **Fund Balance Forward** | 1,922,917 | | | 2,604,694 | 2,604,694 | | 3,839,998 | | 3,801,535 | | | | | | | |
| **Less 5%** | (545,424) | | | (502,097) | (502,097) | | (420,445) | | (387,577) | | | | | | | |
| **Total Planning Build. Zoning** | **12,285,965** | **9,284,736** | **6,211,995** | **12,592,959** | **12,592,959** | **8,503,006** | **11,838,454** | **9,916,907** | **11,175,499** | **7,279,150** | **7,760,848** | **7,132,338** | **6,815,315** | **7,741,790** | **9,516,415** | **8,053,249** |

## PLANNING, CODE ENFORCEMENT, FIRE MARSHAL - 148, Fund Balance Forward Calculation

| Fiscal Year | 2015 Actual | 2016 Actual | 2017 Actual | 2018 Actual | 2019 Actual | 2020 Actual | 2021 Adopted | 2021 Actual | 2022 Adopted | 2022 Actual | 2023 Adopted | 2023 Amended | 2023 YTD | 2023 Estimate | 2024 Proposed | 2024 Estimate |
|---|---|---|---|---|---|---|---|---|---|---|---|---|---|---|---|---|
| Audited Fund Balance Prior FY | 7,671,853 | 9,596,209 | 10,280,946 | 9,677,973 | 9,080,223 | 8,598,264 | 6,600,972 | 6,600,972 | 7,016,087 | 7,599,635 | 6,692,637 | 6,291,197 | 6,291,197 | 6,291,197 | 4,330,873 | 4,330,873 |
| Revenues | 9,516,415 | 7,741,790 | 6,815,315 | 7,132,338 | 7,760,848 | 7,279,150 | 11,175,499 | 9,916,907 | 11,838,454 | 8,503,006 | 12,592,959 | 12,592,959 | 6,211,995 | 9,284,736 | 12,285,965 | 10,363,048 |
| Expense | 7,592,058 | 7,057,053 | 7,418,289 | 7,730,088 | 8,242,808 | 9,276,439 | 11,175,499 | 8,918,294 | 11,838,454 | 9,811,445 | 12,592,959 | 12,592,959 | 5,258,701 | 11,245,060 | 12,285,965 | 10,172,646 |
| Estimated Ending Fund Balance | 9,596,209 | 10,280,946 | 9,677,973 | 9,080,223 | 8,598,264 | 6,600,972 | 6,600,972 | 7,599,635 | 7,016,088 | 6,291,197 | 6,692,637 | 6,291,197 | 7,244,491 | 4,330,873 | 4,330,874 | 4,521,276 |
| | 1,924,356 | 684,737 | (602,973) | (597,749) | (481,960) | (1,997,292) | (0) | 998,663 | 0 | (1,308,437) | (0) | (0) | 953,293 | (1,960,324) | 0 | 190,403 |

## PLANNING, CODE ENFORCEMENT, FIRE MARSHALL - 148, Budget

| Revenues: | Fiscal Year 2015 Actual | Fiscal Year 2016 Actual | Fiscal Year 2017 Actual | Fiscal Year 2018 Actual | Fiscal Year 2019 Actual | Fiscal Year 2020 Actual | Fiscal Year 2021 Adopted | Fiscal Year 2021 Actual | Fiscal Year 2022 Adopted | Fiscal Year 2022 Actual | Fiscal Year 2023 Adopted | Fiscal Year 2023 Amended | Fiscal Year 2023 YTD | Fiscal Year 2023 Estimate | Fiscal Year 2024 Proposed | Fiscal Year 2024 Estimate |
|---|---|---|---|---|---|---|---|---|---|---|---|---|---|---|---|---|
| Taxes | 0 | 0 | 0 | 0 | 0 | 0 | 0 | 0 | 0 | | | | 0 | 0 | 0 | |
| Deliq Taxes | 0 | 0 | 0 | 0 | 0 | 0 | | 0 | | | | | 0 | 0 | 0 | |
| Local Comm Serv. Taxes | 657,975 | 646,077 | 610,480 | 585,882 | 527,555 | 487,925 | 462,945 | 487,137 | 510,000 | 500,157 | 438,423 | 438,423 | 419,696 | 600,000 | 500,000 | 475,000 |
| State Shared Rev 1/2 cent tax | 6,012,451 | 3,334,808 | 1,805,568 | 1,270,079 | 1,374,824 | 1,788,258 | 1,823,596 | 2,563,913 | 2,253,901 | 3,009,089 | 4,635,494 | 4,635,494 | 1,680,569 | 2,822,382 | 5,335,494 | 5,068,719 |
| Other Revenue | 2,835,768 | 3,752,595 | 4,394,722 | 5,271,576 | 5,853,531 | 5,002,967 | 5,465,000 | 6,865,858 | 5,645,000 | 4,993,760 | 5,406,445 | 5,406,445 | 4,111,730 | 5,862,354 | 5,072,978 | 4,819,329 |
| Subtotal | 9,506,195 | 7,733,480 | 6,810,770 | 7,127,537 | 7,755,911 | 7,279,150 | 7,751,541 | 9,916,907 | 8,408,901 | 8,503,006 | 10,480,362 | 10,480,362 | 6,211,995 | 9,284,736 | 10,908,472 | 10,363,048 |
| Transfers In | 10,221 | 8,310 | 4,544 | 4,801 | 4,938 | 0 | 10,000 | 0 | 10,000 | | 10,000 | 10,000 | | 0 | 0 | |
| Less 5% | | | | | | | (387,577) | | (420,445) | | (502,097) | (502,097) | | | (545,424) | |
| Fund Bal Fwd | | | | | | | 3,801,535 | | 3,839,998 | | 2,604,694 | 2,604,694 | | | 1,922,917 | |
| Total | 9,516,415 | 7,741,790 | 6,815,315 | 7,132,338 | 7,760,848 | 7,279,150 | 11,175,499 | 9,916,907 | 11,838,454 | 8,503,006 | 12,592,959 | 12,592,959 | 6,211,995 | 9,284,736 | 12,285,965 | 10,363,048 |

| Appropriations: | | Fiscal Year 2015 Actual | Fiscal Year 2016 Actual | Fiscal Year 2017 Actual | Fiscal Year 2018 Actual | Fiscal Year 2019 Actual | Fiscal Year 2020 Actual | Fiscal Year 2021 Adopted | Fiscal Year 2021 Actual | Fiscal Year 2022 Adopted | Fiscal Year 2022 Actual | Fiscal Year 2023 Adopted | Fiscal Year 2023 Amended | Fiscal Year 2023 YTD | Fiscal Year 2023 Estimate | Fiscal Year 2024 Proposed | Fiscal Year 2024 Estimate |
|---|---|---|---|---|---|---|---|---|---|---|---|---|---|---|---|---|---|
| Fire & Rescue Coord | 12000 | 776,137 | 718,991 | 790,250 | 820,465 | 927,077 | 1,159,337 | 1,198,054 | 1,307,882 | 1,329,019 | 1,302,539 | 1,422,005 | 1,466,123 | 755,646 | 1,455,301 | 1,773,559 | 1,684,881 |
| Fire Marshall | 14000 | 380,998 | 406,240 | 393,639 | 481,997 | 412,101 | 631,109 | 808,462 | 760,536 | 969,509 | 917,145 | 1,093,574 | 1,102,374 | 603,758 | 1,080,327 | 1,092,294 | 1,037,679 |
| | | 1,157,135 | 1,125,231 | 1,183,889 | 1,302,463 | 1,339,178 | 1,790,447 | 2,006,516 | 2,068,418 | 2,298,528 | 2,219,685 | 2,515,579 | 2,568,497 | 1,359,404 | 2,535,627 | 2,865,853 | 2,722,560 |
| Growth Mang Admin (less legal) | 50001 | 258,254 | 304,457 | 330,740 | 0 | | | | | | | | | | | | |
| GIS | 50002 | 190,779 | 151,039 | 0 | | | | | | | | | | | | | |
| Planning Dept. | 50500 | 1,144,116 | 1,238,950 | 1,627,583 | 1,980,168 | 2,050,301 | 2,583,705 | 2,534,908 | 2,317,095 | 2,767,394 | 2,668,560 | 3,022,909 | 3,043,847 | 1,585,453 | 2,982,970 | 3,269,733 | 3,106,246 |
| Affordable Housing | 50521 | | | | 2,638 | 111,037 | 206,632 | 38,214 | 15,799 | 0 | 91,187 | 130,454 | 130,454 | 78,779 | 127,845 | 139,040 | 132,088 |
| Comp Plan | 51000 | 186,275 | 60,342 | 0 | | | | | | 0 | | | | | | | |
| Planning Commission | 51500 | 73,950 | 69,541 | 71,206 | 60,524 | 76,015 | 83,306 | 88,409 | 82,420 | 88,409 | 75,274 | 27,402 | 31,132 | 50,832 | 77,009 | 30,209 | 28,699 |
| Environmental Resources | 52000 | 712,867 | 642,124 | 768,952 | 884,310 | 931,382 | 882,775 | 663,477 | 569,444 | 1,082,654 | 671,436 | 1,189,045 | 1,251,256 | 608,341 | 1,226,231 | 1,279,147 | 959,360 |
| Marine Resources | | 0 | 0 | 0 | 0 | | | | | | | | | | | | |
| Refunds | 54500 & 54506 | 121,522 | 99,326 | 19,827 | 11,816 | 22,667 | 14,754 | 20,000 | 4,720 | 20,000 | 20,801 | 20,000 | 20,000 | 16,192 | 19,600 | 20,000 | 20,000 |
| Code Compliance | 60500 | 1,360,117 | 1,227,999 | 1,311,073 | 1,355,102 | 1,709,365 | 1,588,062 | 1,908,807 | 1,608,534 | 2,150,052 | 1,722,819 | 2,352,378 | 2,379,512 | 891,562 | 1,800,000 | 2,580,669 | 2,064,535 |
| Pump-out Vessel | | | | | | | | | | | | | | | | | |
| County Attorney-Growth Mang | 67502 | 512,015 | 453,690 | 473,372 | 0 | | | | | | | | | | | | |
| Planning Legal | 67504 | | | | 289,276 | 326,669 | 365,641 | 444,898 | 519,115 | 692,997 | 640,690 | 786,212 | 786,212 | 467,333 | 770,488 | 818,836 | 777,894 |
| Code Compliance Legal | 67505 | | | | 152,531 | 201,330 | 229,311 | 232,363 | 230,854 | 248,571 | 257,826 | 272,901 | 272,901 | 163,611 | 267,443 | 307,532 | 307,532 |
| Subtotal | | 4,559,896 | 4,247,468 | 4,602,754 | 4,736,365 | 5,428,766 | 5,954,186 | 5,931,076 | 5,347,981 | 7,050,077 | 6,148,594 | 7,801,301 | 7,915,314 | 3,862,103 | 7,271,586 | 8,445,166 | 7,396,355 |
| Outside Legal Fees | 67504-530318 | 212,774 | 90,794 | 34,223 | 84,796 | 43,763 | 92,486 | 279,250 | | 0 | | | | | | | |
| Legal Settlements | 01006 | | | | | | | | | | | | | | | | |
| Building Department* | | | | | | | | | | | | | | | | | |
| Settlement Agreement | | | | | | | | | | | | | | | | | |
| Tax Collector Fees | 69004 | 47,116 | | 47 | 6,699 | 173 | 41 | 0 | | | | | | | | | |
| Property Appraiser Fees | 69204 | 36,245 | 32,879 | 31,696 | 33,037 | 38,081 | 40,878 | 41,117 | 41,582 | 44,277 | 44,846 | 51,335 | 51,335 | 37,194 | 45,000 | 53,731 | 53,731 |
| Cash Balance | 85525 | | | | | | | 1,300,000 | | 883,804 | | 662,976 | 662,976 | | | 703,611 | |
| Transfers Out-Grants | 86509 | | | | | | 5,554 | | | | | | | | | | |
| Transfers Out | 86509 | 1,578,892 | 1,560,680 | 1,565,679 | 1,566,729 | 1,392,847 | 1,392,847 | 1,392,847 | 1,460,313 | 1,392,847 | 1,398,321 | 1,392,847 | 1,392,847 | | 1,392,847 | 0 | 0 |
| Contingency | 85525 | | | | | | | 224,693 | | 168,921 | | 168,921 | 1,990 | | | 217,604 | |
| Subtotal | | 1,875,027 | 1,684,354 | 1,631,646 | 1,691,261 | 1,474,865 | 1,531,806 | 3,237,907 | 1,501,895 | 2,489,849 | 1,443,167 | 2,276,079 | 2,109,148 | 37,194 | 1,437,847 | 974,946 | 53,731 |
| Total | | 7,592,058 | 7,057,053 | 7,418,289 | 7,730,088 | 8,242,808 | 9,276,439 | 11,175,499 | 8,918,294 | 11,838,454 | 9,811,445 | 12,592,959 | 12,592,959 | 5,258,701 | 11,245,060 | 12,285,965 | 10,172,646 |
| | | 1,924,358 | 684,737 | (602,974) | (597,750) | (481,960) | | (0) | 998,613 | 0 | (1,308,439) | (0) | (0) | 953,293 | (1,960,324) | 0 | 190,403 |

# Fund 149:

# Municipal Policing

**MONROE COUNTY, FLORIDA - BOARD OF COUNTY COMMISSIONERS**
**BUDGETED REVENUE ANALYSIS**
**MUNICIPAL POLICING - 149**
**FOR THE BUDGET YEAR ENDING SEPTEMBER 30, 2024**

**6/29/2023 16:45**

| **Revenues:** | **Fiscal Year 2024 Proposed** | **Fiscal Year 2023 Estimate** | **Fiscal Year 2023 YTD** | **Fiscal Year 2023 Amended** | **Fiscal Year 2023 Adopted** | **Fiscal Year 2022 Actual** | **Fiscal Year 2022 Adopted** | **Fiscal Year 2021 Actual** | **Fiscal Year 2021 Adopted** | **Fiscal Year 2020 Actual** | **Fiscal Year 2019 Actual** | **Fiscal Year 2018 Actual** | **Fiscal Year 2017 Actual** | **Fiscal Year 2016 Actual** | **Fiscal Year 2015 Actual** | **Fiscal Year 2014 Actual** |
|---|---|---|---|---|---|---|---|---|---|---|---|---|---|---|---|---|
| Ad Valorem Taxes | 6,265,825 | 5,453,830 | 5,286,152 | 5,657,500 | 5,657,500 | 4,683,552 | 4,987,608 | 4,773,041 | 4,944,208 | 4,501,811 | 4,391,291 | 4,005,788 | 3,826,268 | 4,024,114 | 4,199,018 | 4,008,496 |
| Delinquent Ad Valorem Taxes | 5,000 | 1,500 | 723 | 15,000 | 15,000 | 3,594 | 15,000 | 23,200 | 15,000 | 24,720 | 8,624 | 9,362 | 10,620 | 5,235 | 21,405 | 12,689 |
| **Total Taxes** | **6,270,825** | **5,455,330** | **5,286,874** | **5,672,500** | **5,672,500** | **4,687,146** | **5,002,608** | **4,796,240** | **4,959,208** | **4,526,531** | **4,399,914** | **4,015,150** | **3,836,888** | **4,029,349** | **4,220,422** | **4,021,185** |
| Services - Excess Fees | | | | | | | | | | | | | | | | |
| Services - School Cross Guards | | | | | | | | | | | | | | | | |
| Services - Sheriff | | | | | | | | | | | | | | | | |
| Services - Prop Appraiser | | | | | | | | | | | | | | | | |
| Svc - PS City Policing (Marathon & Islamorada Exp) | 5,474,291 | 5,031,612 | 3,340,655 | 5,031,612 | 5,031,612 | 4,608,088 | 4,527,260 | 4,084,273 | 4,078,030 | 4,079,543 | 3,897,443 | 3,578,356 | 3,780,045 | 3,498,473 | 3,406,038 | 3,369,260 |
| **Total Charges for Services** | **5,474,291** | **5,031,612** | **3,340,655** | **5,031,612** | **5,031,612** | **4,608,088** | **4,527,260** | **4,084,272** | **4,078,030** | **4,079,543** | **3,897,443** | **3,578,356** | **3,780,045** | **3,498,473** | **3,406,038** | **3,369,260** |
| Investment Income | 35,000 | 90,000 | 84,801 | 20,000 | 20,000 | (21,351) | 20,000 | 7,473 | 20,000 | 38,779 | 55,734 | 22,584 | 16,227 | 10,933 | 7,809 | 5,552 |
| Interest-Tax Collector | 5,000 | 5,000 | 4,395 | 1,000 | 1,000 | (4) | 1,000 | 417 | 1,000 | 2,389 | 4,366 | 2,153 | 959 | | | 168 |
| **Total Investment Income** | **40,000** | **95,000** | **89,197** | **21,000** | **21,000** | **(21,355)** | **21,000** | **7,890** | **21,000** | **41,167** | **60,100** | **24,737** | **17,186** | **10,933** | **7,809** | **5,720** |
| **Subtotal Revenues** | **11,785,116** | **10,581,942** | **8,716,727** | **10,725,112** | **10,725,112** | **9,273,879** | **9,550,868** | **8,888,402** | **9,058,238** | **8,647,241** | **8,357,457** | **7,618,244** | **7,634,118** | **7,538,755** | **7,634,270** | **7,396,165** |
| Disposition of Fixed Assets | | | | | | | | | | | | | | | | |
| Donations | | | | | | | | | | | | | | | | |
| Trsf fm Sheriff | | (75,000) | | 275,000 | 275,000 | (113,090) | 275,000 | (39,698) | 275,000 | 965,457 | (158,224) | 250,753 | 194,382 | 304,054 | 261,417 | 233,863 |
| Trsf fm PA | 20,000 | 20,000 | | 20,000 | 20,000 | 22,833 | 20,000 | 16,795 | 20,000 | 18,792 | 9,972 | 10,476 | 11,709 | 20,869 | 25,677 | 20,254 |
| Trsf fm TC | 65,000 | 62,000 | | 60,000 | 60,000 | 66,115 | 60,000 | 74,031 | 60,000 | 60,800 | 57,320 | 60,113 | 58,583 | 60,728 | 58,834 | 54,976 |
| **Fund Balance Forward** | 1,239,246 | | | 1,053,933 | 1,053,933 | | 1,159,003 | | 843,477 | | | | | | | |
| **Less 5%** | (315,541) | | | (284,675) | (284,675) | | (251,180) | | (249,010) | | | | | | | |
| **Total Municipal Policing** | **12,793,821** | **10,588,942** | **8,716,727** | **11,849,370** | **11,849,370** | **9,249,738** | **10,813,691** | **8,939,530** | **10,007,705** | **9,692,291** | **8,266,526** | **7,939,585** | **7,898,792** | **7,924,406** | **7,980,198** | **7,705,258** |

**Local Road Patrol Law Enforcement - 149 Fund Balance Forward Calculation**

| Fiscal Year | 2015 Actual | 2016 Actual | 2017 Actual | 2018 Actual | 2019 Actual | 2020 Actual | 2021 Adopted | 2021 Actual | 2022 Adopted | 2022 Actual | 2023 Adopted | 2023 Amended | 2023 YTD | 2023 Estimate | 2024 Proposed | 2024 Estimate |
|---|---|---|---|---|---|---|---|---|---|---|---|---|---|---|---|---|
| Audited Fund Balance Prior Year | 2,038,960 | 2,368,998 | 2,412,724 | 2,229,038 | 1,741,200 | 1,438,862 | 2,378,359 | 2,378,359 | 2,767,544 | 2,565,750 | 2,598,321 | 2,210,114 | 2,210,114 | 2,210,114 | 2,066,620 | 2,066,620 |
| Revenue | 7,980,198 | 7,924,406 | 7,898,792 | 7,939,585 | 8,266,526 | 9,692,291 | 10,007,705 | 8,939,532 | 10,813,691 | 9,249,738 | 11,849,370 | 11,849,370 | 8,716,727 | 10,588,942 | 12,793,821 | 11,549,075 |
| Expense | 7,650,160 | 7,880,680 | 8,082,479 | 8,427,423 | 8,568,866 | 8,752,796 | 10,007,705 | 8,752,141 | 10,813,691 | 9,605,374 | 11,849,370 | 11,849,370 | 8,508,967 | 10,732,437 | 12,793,821 | 11,707,176 |
| Estimated Ending Fund Balance | 2,368,998 | 2,412,724 | 2,229,038 | 1,741,200 | 1,438,862 | 2,378,359 | 2,378,358 | 2,565,750 | 2,767,543 | 2,210,114 | 2,598,321 | 2,210,114 | 2,417,874 | 2,066,620 | 2,066,620 | 1,908,518 |
| | 330,038 | 43,726 | (183,686) | (487,837) | (302,338) | 939,496 | 0 | 187,391 | 0 | (355,635) | (0) | (0) | 207,759 | (143,495) | 0 | (158,102) |

**Local Road Patrol Law Enforcement - 149, Budget**

| Revenues: | | Fiscal Year 2015 Actual | Fiscal Year 2016 Actual | Fiscal Year 2017 Actual | Fiscal Year 2018 Actual | Fiscal Year 2019 Actual | Fiscal Year 2020 Actual | Fiscal Year 2021 Adopted | Fiscal Year 2021 Actual | Fiscal Year 2022 Adopted | Fiscal Year 2022 Actual | Fiscal Year 2023 Adopted | Fiscal Year 2023 Amended | Fiscal Year 2023 YTD | Fiscal Year 2023 Estimated | Fiscal Year 2024 Proposed | Fiscal Year 2024 Estimate |
|---|---|---|---|---|---|---|---|---|---|---|---|---|---|---|---|---|---|
| Taxes | | 4,199,018 | 4,024,114 | 3,826,268 | 4,005,788 | 4,391,291 | 4,501,811 | 4,944,208 | 4,773,041 | 4,987,608 | 4,683,552 | 5,657,500 | 5,657,500 | 5,286,152 | 5,453,830 | 6,265,825 | 5,952,534 |
| Deliq Taxes | | 21,405 | 5,235 | 10,620 | 9,362 | 8,624 | 24,720 | 15,000 | 23,200 | 15,000 | 3,594 | 15,000 | 15,000 | 723 | 1,500 | 5,000 | 1,500 |
| City Policing | | 3,406,038 | 3,498,473 | 3,780,045 | 3,578,356 | 3,897,443 | 4,079,543 | 4,078,030 | 4,084,273 | 4,527,260 | 4,608,088 | 5,031,612 | 5,031,612 | 3,340,655 | 5,031,612 | 5,474,291 | 5,474,291 |
| Other Revenue | | 7,809 | 10,933 | 17,186 | 24,737 | 60,100 | 41,167 | 21,000 | 7,890 | 21,000 | (21,355) | 21,000 | 21,000 | 89,197 | 95,000 | 40,000 | 40,000 |
| Transfers In | | 345,928 | 385,651 | 264,674 | 321,342 | (90,931) | 1,045,050 | 355,000 | 51,128 | 355,000 | (24,141) | 355,000 | 355,000 | | 7,000 | 85,000 | 80,750 |
| Less 5% | | | | | | | | (249,010) | | (251,180) | | (284,675) | (284,675) | | | (315,541) | |
| Subtotal | | 7,980,198 | 7,924,406 | 7,898,792 | 7,939,585 | 8,266,526 | 9,692,291 | 9,164,228 | 8,939,532 | 9,654,688 | 9,249,738 | 10,795,437 | 10,795,437 | 8,716,727 | 10,588,942 | 11,554,575 | 11,549,075 |
| Fund Bal Fwd | | | | | | | | 843,477 | | 1,159,003 | | 1,053,933 | 1,053,933 | | | 1,239,246 | |
| **Total** | | **7,980,198** | **7,924,406** | **7,898,792** | **7,939,585** | **8,266,526** | **9,692,291** | 10,007,705 | **8,939,532** | 10,813,691 | **9,249,738** | 11,849,370 | 11,849,370 | **8,716,727** | 10,588,942 | 12,793,821 | 11,549,075 |
| **Appropriations:** | | | | | | | | | | | | | | | | | |
| Sheriff Insurance Unincorp/Layton | 04319 | 403,311 | 466,889 | 508,627 | 646,222 | 481,855 | 485,331 | 617,731 | 529,411 | 606,983 | 562,743 | 649,973 | 649,973 | 208,893 | 604,475 | 673,009 | 639,359 |
| Sheriff Insurance Islamorada | 04320 | 231,077 | 236,736 | 237,715 | 267,102 | 200,232 | 202,089 | 255,049 | 219,721 | 249,516 | 231,820 | 297,913 | 297,913 | 95,358 | 277,059 | 308,946 | 293,499 |
| Sheriff Insurance Marathon | 04321 | 147,501 | 178,711 | 209,501 | 240,088 | 182,859 | 181,914 | 231,564 | 198,444 | 227,524 | 210,934 | 276,834 | 276,834 | 88,929 | 257,456 | 285,903 | 271,608 |
| Sheriff Unincorp/Layton | 68608 | 3,615,482 | 3,693,924 | 3,746,461 | 3,818,162 | 4,087,503 | 4,107,385 | 4,082,808 | 4,082,808 | 4,328,436 | 4,328,436 | 4,872,244 | 4,872,244 | 4,118,950 | 4,872,244 | 5,329,868 | 5,329,868 |
| Sheriff Islamorada | 68610 | 1,636,000 | 1,673,120 | 1,718,336 | 1,748,788 | 1,818,133 | 1,881,116 | 1,867,379 | 1,867,379 | 2,118,836 | 2,118,836 | 2,355,554 | 2,355,554 | 1,991,377 | 2,355,554 | 2,616,487 | 2,616,487 |
| Sheriff Marathon | 68611 | 1,401,955 | 1,418,726 | 1,462,686 | 1,490,972 | 1,577,404 | 1,666,389 | 1,629,542 | 1,629,542 | 1,931,384 | 1,931,384 | 2,101,311 | 2,101,311 | 1,773,634 | 2,101,311 | 2,262,955 | 2,262,955 |
| **Total Sheriff** | | **7,435,326** | **7,668,106** | **7,883,325** | **8,211,335** | **8,347,986** | **8,524,224** | 8,684,073 | **8,527,305** | 9,462,679 | 9,384,153 | 10,553,829 | 10,553,829 | **8,277,140** | 10,468,099 | 11,477,168 | 11,413,775 |
| Tax Collector | 69007 | 118,290 | 118,486 | 112,755 | 132,488 | 129,628 | 131,672 | 148,326 | 140,852 | 149,628 | 137,950 | 169,725 | 169,725 | 158,606 | 160,000 | 187,975 | 178,576 |
| Property Appraiser | 69207 | 85,031 | 82,574 | 74,884 | 72,086 | 76,914 | 82,562 | 83,043 | 83,983 | 89,426 | 83,270 | 95,318 | 95,318 | 73,221 | 90,000 | 105,776 | 100,487 |
| **Total Other** | | **203,320** | **201,060** | **187,640** | **204,574** | **206,542** | **214,234** | 231,369 | **224,836** | 239,054 | 221,221 | 265,043 | 265,043 | **231,827** | 250,000 | 293,751 | 279,063 |
| Contingency | 85545 | | | | | | | 177,924 | | 181,460 | | 100,000 | 100,000 | | | 100,000 | |
| Cash Balance | 85545 | | | | | | | 900,001 | | 916,160 | | 916,160 | 916,160 | | | 908,564 | |
| Transfers Out | Various | 11,514 | 11,514 | 11,514 | 11,514 | 14,338 | 14,338 | 14,338 | 0 | 14,338 | | 14,338 | 14,338 | | 14,338 | 14,338 | 14,338 |
| **Total Misc** | | 11,514 | 11,514 | 11,514 | 11,514 | 14,338 | 14,338 | 1,092,263 | 0 | 1,111,958 | 0 | 1,030,498 | 1,030,498 | 0 | 14,338 | 1,022,902 | 14,338 |
| **Total** | | **7,650,160** | **7,880,680** | **8,082,479** | **8,427,423** | **8,568,866** | **8,752,796** | 10,007,705 | **8,752,141** | 10,813,691 | 9,605,374 | 11,849,370 | 11,849,370 | **8,508,967** | 10,732,437 | 12,793,821 | 11,707,176 |

# Fund 100:

# Affordable Housing Programs

MONROE COUNTY, FLORIDA - BOARD OF COUNTY COMMISSIONERS
BUDGETED REVENUE ANALYSIS
AFFORDABLE HOUSING PROGRAMS - 100
FOR THE BUDGET YEAR ENDING SEPTEMBER 30, 2024

7/5/2023 13:46

| | Fiscal Year 2024 Proposed Budget | Fiscal Year 2023 Estimate | Fiscal Year 2023 YTD | Fiscal Year 2023 Adopted Budget | Fiscal Year 2022 Actual | Fiscal Year 2022 Adopted Budget | Fiscal Year 2021 Actual | Fiscal Year 2021 Adopted Budget | Fiscal Year 2020 Actual | Fiscal Year 2019 Actual | Fiscal Year 2018 Actual | Fiscal Year 2017 Actual | Fiscal Year 2016 Actual | Fiscal Year 2015 Actual | Fiscal Year 2014 Actual |
|---|---|---|---|---|---|---|---|---|---|---|---|---|---|---|---|
| **Revenues:** | | | | | | | | | | | | | | | |
| **Investment Income** | 3,000 | 8,500 | 8,304 | 3,000 | (4,249) | 3,000 | 920 | 3,000 | 8,569 | 11,185 | 3,405 | 1,943 | 599 | 1,041 | 914 |
| Misc - Ship Mort Satisfy | | | | | | | | | | | | | | | 5,998 |
| Miscellaneous Revenues | | | | | | | | | | | | | | | |
| **Total Misc. Revenue** | 0 | 0 | 0 | 0 | 0 | 0 | 0 | 0 | 0 | 0 | 0 | 0 | 0 | 0 | 5,998 |
| **Subtotal Revenues** | 3,000 | 8,500 | 8,304 | 3,000 | (4,249) | 3,000 | 920 | 3,000 | 8,569 | 11,185 | 3,405 | 1,943 | 599 | 1,041 | 6,912 |
| **Non-Operating Sources (FB)** | 315,000 | | | 315,000 | | 315,000 | | 315,000 | | | | | | | |
| **Less 5%** | (150) | | | (150) | | (150) | | (150) | | | | | | | |
| **Total Afford. Housing Fund** | 317,850 | 8,500 | 8,304 | 317,850 | (4,249) | 317,850 | 920 | 317,850 | 8,569 | 11,185 | 3,405 | 1,943 | 599 | 1,041 | 6,912 |

**Fund 100 Affordable Housing Prog**

| **Fiscal Year** 7/5/2023 13:46 | **2015 Actual** | **2016 Actual** | **2017 Actual** | **2018 Actual** | **2019 Actual** | **2020 Actual** | 2021 Adopted | **2021 Actual** | 2022 Adopted | **2022 Actual** | 2023 Adopted | **2023 YTD** | 2023 Estimate | 2024 Proposed | 2024 Estimate |
|---|---|---|---|---|---|---|---|---|---|---|---|---|---|---|---|
| **Audited Fund Bal Prior Year** (CAFR) | **387,696** | **388,737** | **390,270** | **392,213** | **395,619** | **406,803** | 415,372 | **415,372** | 418,222 | 416,291 | 417,191 | 412,042 | 412,042 | 412,042 | 420,542 |
| Revenue | **1,041** | **1,533** | **1,943** | **3,405** | **11,185** | **8,569** | 317,850 | **919** | 317,850 | (4,249) | 317,850 | 8,304 | 8,500 | 317,850 | 8,304 |
| **Expenses** | **0** | **0** | **0** | **0** | **0** | **0** | 317,850 | **0** | 317,850 | 0 | 317,850 | 0 | 0 | 317,850 | 0 |
| **Estimated Ending Fund Balance** | **388,737** | **390,270** | **392,213** | **395,619** | **406,803** | **415,372** | 415,372 | **416,291** | 418,222 | 412,042 | 417,191 | 420,346 | 420,542 | 412,042 | 428,846 |
| | 1,041 | 1,533 | 1,943 | 3,405 | 11,185 | 8,568 | 0 | 919 | 0 | (4,249) | 0 | 8,304 | 8,500 | 0 | 8,304 |

| **Revenues:** | **2015 Actual** | **2016 Actual** | **2017 Actual** | **2018 Actual** | **2019 Actual** | **2020 Actual** | 2021 Adopted | **2021 Actual** | 2022 Adopted | **2022 Actual** | 2023 Adopted | **2023 YTD** | 2023 Estimate | 2024 Proposed | 2024 Estimate |
|---|---|---|---|---|---|---|---|---|---|---|---|---|---|---|---|
| Taxes | | | | | | | | | | | | | | | |
| Deliq Taxes | | | | | | | | | | | | | | | |
| Other Revenue-Interest Earn | 1,041 | 1,533 | 1,943 | 3,405 | 11,185 | 8,569 | 3,000 | 919 | 3,000 | (4,249) | 3,000 | 8,304 | 8,500 | 3,000 | 8,304 |
| **Subtotal** | 1,041 | 1,533 | 1,943 | 3,405 | 11,185 | 8,569 | 3,000 | 919 | 3,000 | (4,249) | 3,000 | 8,304 | 8,500 | 3,000 | 8,304 |
| Less 5% | | | | | | | (150) | | (150) | | (150) | | | (150) | |
| Fund Bal Fwd | | | | | | | 315,000 | | 315,000 | | 315,000 | | | 315,000 | |
| **Total** | **1,041** | **1,533** | **1,943** | **3,405** | **11,185** | **8,569** | 317,850 | **919** | 317,850 | (4,249) | 317,850 | 8,304 | 8,500 | 317,850 | 8,304 |
| **Appropriations:** | | | | | | | | | | | | | | | |
| Operating 01005 | 0 | 0 | 0 | 0 | 0 | 0 | 290,000 | 0 | 290,000 | | 290,000 | 0 | | 290,000 | |
| Cash Balance 85502 | | | | | | | 15,000 | | 15,000 | | 15,000 | | | 15,000 | |
| Contingency 85502 | | | | | | | 12,850 | | 12,850 | | 12,850 | | | 12,850 | |
| **Total** | **0** | **0** | **0** | **0** | **0** | **0** | 317,850 | **0** | 317,850 | 0 | 317,850 | 0 | 0 | 317,850 | 0 |

# Fund 115:

# TDC District Two Penny

**MONROE COUNTY, FLORIDA - BOARD OF COUNTY COMMISSIONERS**
**BUDGETED REVENUE ANALYSIS**
**TDC DISTRICT TWO - 115 Admin, Marketing, Research**
**FOR THE BUDGET YEAR ENDING SEPTEMBER 30, 2024**

**6/27/2023 15:34**

| | Fiscal Year 2024 Proposed | Fiscal Year 2023 Estimated | Fiscal Year 2023 YTD | Fiscal Year 2023 Adopted | Fiscal Year 2022 Actual | Fiscal Year 2022 Adopted | Fiscal Year 2021 YTD | Fiscal Year 2021 Adopted | Fiscal Year 2020 YTD | Fiscal Year 2019 Actual | Fiscal Year 2018 Actual | Fiscal Year 2017 Actual | Fiscal Year 2016 Actual | Fiscal Year 2015 Actual | Fiscal Year 2014 Actual | Fiscal Year 2013 Actual |
|---|---|---|---|---|---|---|---|---|---|---|---|---|---|---|---|---|
| **Revenues:** | | | | | | | | | | | | | | | | |
| Tourist Develop. Tax 2 Cent | 10,090,500 | 10,093,000 | 6,694,249 | 7,730,625 | 11,243,668 | 5,818,313 | 9,199,632 | 4,963,875 | 5,223,576 | 6,485,636 | 5,332,289 | 5,943,594 | 5,962,063 | 5,594,876 | 4,972,891 | 4,425,522 |
| **Total Taxes** | **10,090,500** | **10,093,000** | **6,694,249** | **7,730,625** | **11,243,668** | **5,818,313** | **9,199,632** | **4,963,875** | **5,223,576** | **6,485,636** | **5,332,289** | **5,943,594** | **5,962,063** | **5,594,876** | **4,972,891** | **4,425,522** |
| Services-Tax Collector | | | | | | | | | | | | | | | | |
| Services Tax Coll - Excess Fees | | | | | | | | | | | | | | | | |
| Services Clk Circt - Excess Fees | | | | | | | | | | | | | | | | |
| **Charges for Services** | - | - | - | - | - | - | - | - | - | - | - | - | - | - | - | - |
| Interest Earnings | | 553,489 | 392,055 | | (98,275) | - | 15,264 | | 121,219 | 144,747 | 37,650 | 27,907 | 20,504 | 13,469 | 10,992 | 10,934 |
| Interest-Tax Collector | | 17,088 | 12,104 | | 25 | - | 1,158 | | 3,313 | 8,468 | 4,660 | 2,895 | | | 198 | 2,278 |
| **Total Interest Earnings** | **-** | **570,577** | **404,158** | **-** | **(98,251)** | **-** | **16,422** | **-** | **124,532** | **153,216** | **42,310** | **30,802** | **20,504** | **13,469** | **11,190** | **13,211** |
| Other Miscellaneous Revenue | | | - | | - | | | | | | | | | 93 | | (851) |
| Settlements | | | | | | | | | | | | | | | | |
| **Total Misc. Revenue** | - | - | - | - | - | - | - | - | - | - | - | - | - | **93** | - | **(851)** |
| **Subtotal Revenue** | **10,090,500** | **10,663,577** | **7,098,407** | **7,730,625** | **11,145,417** | **5,818,313** | **9,216,054** | **4,963,875** | **5,348,108** | **6,638,852** | **5,374,599** | **5,974,396** | **5,982,567** | **5,608,438** | **4,984,081** | **4,437,883** |
| TRSF IN CLK TO BCC-EXCES | | | - | | | | | | | | | | 1,223 | 14,588 | 50,972 | 52,687 |
| TRSF IN TC EXCESS FEES | | 50,000 | - | | 119,016 | | 104,051 | | 51,935 | 63,379 | 58,249 | 105,663 | 101,476 | 83,629 | 31,378 | 25,962 |
| **Total TRSF FM CONST'L OFFICE** | **-** | **50,000** | **-** | **-** | **119,016** | **-** | **104,051** | **-** | **51,935** | **63,379** | **58,249** | **105,663** | **102,699** | **98,217** | **82,350** | **78,649** |
| **Fund Balance Forward** | 10,412,170 | | | 839,487 | | 1,764,666 | - | 2,130,792 | - | | | | | | | |
| **Fund Bal Forward TDC Emerg** | 1,081,783 | | | 1,827,833 | | 1,827,833 | - | 1,827,833 | - | | | | | | | |
| **(LESS 5% Florida Statute)** | (504,525) | | | (386,531) | | (290,916) | - | (248,194) | - | | | | | | | |
| **Total TDC Dist. Two Penny** | **21,079,928** | **10,713,577** | **7,098,407** | **10,011,414** | **11,264,433** | **9,119,896** | **9,320,105** | **8,674,306** | **5,400,043** | **6,702,231** | **5,432,848** | **6,080,059** | **6,085,266** | **5,706,655** | **5,066,431** | **4,516,532** |

**FUND 115 DISTRICT TWO PENNY**
**Fund Balance Forward Calculation**

| Fiscal Year | 2015 Actual | 2016 Actual | 2017 Actual | 2018 Actual | 2019 Actual | 2020 Actual | 2021 Adopted | 2021 Actual | 2022 Adopted | 2022 Actual | 2023 Adopted | 2023 Amended | 2023 YTD | 2023 Estimate | 2024 Proposed | 2024 Estimated |
|---|---|---|---|---|---|---|---|---|---|---|---|---|---|---|---|---|
| Audited Fund Balance Prior Year | 5,009,835 | 5,858,219 | 5,741,360 | 5,320,141 | 4,875,902 | 5,933,219 | 6,609,778 | 6,609,778 | 10,618,053 | 11,995,634 | 14,968,707 | 17,835,381 | 17,835,381 | 17,835,381 | 22,129,714 | 22,129,714 |
| Revenue | 5,706,655 | 6,085,266 | 6,080,059 | 5,432,848 | 6,702,231 | 5,400,054 | 8,674,306 | 9,320,105 | 9,119,896 | 11,264,433 | 10,011,414 | 10,011,414 | 7,098,407 | 10,713,577 | 21,079,928 | 10,090,500 |
| Expense | 4,858,271 | 6,202,125 | 6,501,278 | 5,877,087 | 5,644,917 | 4,723,495 | 8,674,306 | 3,934,249 | 9,119,896 | 5,424,686 | 10,011,414 | 10,011,414 | 4,357,797 | 6,419,245 | 21,079,928 | 19,998,145 |
| Estimated Ending Fund Balance | 5,858,219 | 5,741,360 | 5,320,141 | 4,875,902 | 5,933,219 | 6,609,778 | 6,609,778 | 11,995,634 | 10,618,053 | 17,835,381 | 14,968,707 | 17,835,381 | 20,575,991 | 22,129,714 | 22,129,714 | 12,222,069 |
| | 848,384 | (116,859) | (421,219) | (444,239) | 1,057,317 | 676,559 | - | 5,385,856 | - | 5,839,747 | (0) | - | 2,740,610 | 4,294,332 | - | (9,907,645) |

**TDC All Districts, Two cents Special Revenue Fund -115**

| Revenues: | | Fiscal Year 2015 Actual | Fiscal Year 2016 Actual | Fiscal Year 2017 Actual | Fiscal Year 2018 Actual | Fiscal Year 2019 Actual | Fiscal Year 2020 Actual | Fiscal Year 2021 Adopted | Fiscal Year 2021 Actual | Fiscal Year 2022 Adopted | Fiscal Year 2022 Actual | Fiscal Year 2023 Adopted | Fiscal Year 2023 Amended | Fiscal Year 2023 YTD | Fiscal Year 2023 Estimate | Fiscal Year 2024 Proposed | Fiscal Year 2024 Estimated |
|---|---|---|---|---|---|---|---|---|---|---|---|---|---|---|---|---|---|
| Taxes | | 5,594,876 | 5,962,063 | 5,943,594 | 5,332,289 | 6,485,636 | 5,223,576 | 4,963,875 | 9,199,632 | 5,818,313 | 11,243,668 | 7,730,625 | 7,730,625 | 6,694,249 | 10,093,000 | 10,090,500 | 10,090,500 |
| Interest Earnings | | 13,469 | 20,504 | 30,802 | 42,310 | 153,216 | 124,543 | - | 16,422 | - | (98,251) | - | - | 404,158 | 570,577 | - | - |
| Miscellaneous Rev | | 93 | - | - | - | - | - | - | - | - | - | - | - | - | - | - | - |
| Transfers In | | 98,217 | 102,699 | 105,663 | 58,249 | 63,379 | 51,935 | - | 104,051 | - | 119,016 | - | - | - | 50,000 | - | - |
| Less 5% | | - | - | - | - | - | - | (248,194) | - | (290,916) | | (386,531) | (386,531) | | | (504,525) | |
| Subtotal | | 5,706,655 | 6,085,266 | 6,080,059 | 5,432,848 | 6,702,231 | 5,400,054 | 4,715,681 | 9,320,105 | 5,527,397 | 11,264,433 | 7,344,094 | 7,344,094 | 7,098,407 | 10,713,577 | 9,585,975 | 10,090,500 |
| Fund Bal Fwd | | - | - | - | - | - | - | 2,130,792 | - | 1,764,666 | | 839,487 | 839,487 | | | 10,412,170 | - |
| Fund Bal Fwd-Emergency | | - | - | - | - | - | - | 1,827,833 | - | 1,827,833 | | 1,827,833 | 1,827,833 | | | 1,081,783 | - |
| **Total** | | **5,706,655** | **6,085,266** | **6,080,059** | **5,432,848** | **6,702,231** | **5,400,054** | **8,674,306** | **9,320,105** | **9,119,896** | **11,264,433** | **10,011,414** | **10,011,414** | **7,098,407** | **10,713,577** | **21,079,928** | **10,090,500** |
| **Appropriations:** | | | | | | | | | | | | | | | | | |
| Cultural Umbrella | 75011 | 903,616 | 1,084,796 | 1,177,135 | 1,059,968 | 755,835 | 644,533 | 864,756 | 472,882 | 813,089 | 591,885 | 1,037,276 | 1,037,276 | 463,778 | 654,745 | 1,687,797 | 1,687,797 |
| Fishing Umbrella | 75022 | 728,184 | 914,590 | 978,484 | 936,742 | 682,857 | 750,918 | 705,000 | 593,040 | 725,000 | 662,116 | 917,000 | 917,000 | 348,321 | 691,747 | 1,568,999 | 1,568,999 |
| Dive Umbrella | 75033 | 672,826 | 985,556 | 1,031,237 | 950,944 | 787,046 | 723,877 | 650,000 | 591,767 | 700,000 | 718,968 | 850,000 | 850,000 | 655,155 | 850,000 | 1,500,000 | 1,500,000 |
| Events | 75035 | 2,012,988 | 2,091,159 | 2,280,890 | 2,247,179 | 2,577,795 | 2,147,785 | 3,018,043 | 1,834,849 | 3,556,071 | 2,513,307 | 382,973 | 82,973 | 21,138 | 62,230 | 4,711,925 | 4,711,925 |
| Finance | 75036 | | | | | | | | | | | 11,393 | 11,393 | 9,675 | 11,393 | 56,000 | 56,000 |
| Film Commission | 75037 | | | | | | | | | | | 300,000 | 300,000 | 143,122 | 202,055 | 500,000 | 500,000 |
| Public Relations | 75038 | | | | | | | | | | | 2,325,226 | 2,325,226 | 1,217,510 | 1,718,838 | 2,832,549 | 2,832,549 |
| Market Research | 75039 | | | | | | | | | | | 700,000 | 700,000 | 246,411 | 347,874 | 900,000 | 900,000 |
| Arts Council | 75040 | | | | | | | | | | | 100,000 | 100,000 | 78,018 | 95,000 | 100,000 | 100,000 |
| 200th Anniversary Celebration | 75041 | | | | | | | | | | | | 150,000 | 94,944 | 150,000 | - | - |
| 3rd July 200th Anniversary BP | 75042 | | | | | | | | | | | | 50,000 | 35,884 | 50,000 | - | - |
| 200th Anniversary Rowell's | 75043 | | | | | | | | | | | | 50,000 | 1,920 | 50,000 | - | - |
| 200th Anniversary Old Seven Mile | 75044 | | | | | | | | | | | | 50,000 | 37,177 | 50,000 | - | - |
| Catastrophic/Emer | 75090 | - | - | - | - | - | - | 1,827,833 | | 1,827,833 | | 1,827,833 | 1,827,833 | | - | 1,081,783 | - |
| Special Projects | 75360 | 482,475 | 1,067,842 | 975,350 | 624,072 | 768,671 | 372,973 | 1,535,961 | 368,998 | 1,425,190 | 865,697 | 1,487,000 | 1,487,000 | 1,004,744 | 1,412,650 | 493,200 | 493,200 |
| DAC I Special Event Funding | 75361 | | | | | | | | | | | | | | | 2,669,849 | 2,669,849 |
| DAC II Special Event Funding | 75362 | | | | | | | | | | | | | | | 443,209 | 443,209 |
| DAC III Special Event Funding | 75363 | | | | | | | | | | | | | | | 999,591 | 999,591 |
| DAC IV Special Event Funding | 75364 | | | | | | | | | | | | | | | 595,406 | 595,406 |
| DAC V Special Event Funding | 75365 | | | | | | | | | | | | | | | 866,907 | 866,907 |
| Total Other | | 4,800,089 | 6,143,943 | 6,443,096 | 5,818,905 | 5,572,204 | 4,640,086 | 8,601,593 | 3,861,536 | 9,047,183 | 5,351,973 | 9,938,701 | 9,938,701 | 4,357,797 | 6,346,532 | 21,007,215 | 19,925,432 |
| Cash Balance | | | | | | | | | | | | | | | | | |
| Transfers Out | 86529 | 58,182 | 58,182 | 58,182 | 58,182 | 72,713 | 83,409 | 72,713 | 72,713 | 72,713 | 72,713 | 72,713 | 72,713 | | 72,713 | 72,713 | 72,713 |
| Contingency | | | | | | | | | | | | | | | | | |
| Total Misc | | 58,182 | 58,182 | 58,182 | 58,182 | 72,713 | 4,723,495 | 72,713 | 3,934,249 | 72,713 | 72,713 | 72,713 | 72,713 | - | 72,713 | 72,713 | 72,713 |
| **Total** | | **4,858,271** | **6,202,125** | **6,501,278** | **5,877,087** | **5,644,917** | **4,723,495** | **8,674,306** | **3,934,249** | **9,119,896** | **5,424,686** | **10,011,414** | **10,011,414** | **4,357,797** | **6,419,245** | **21,079,928** | **19,998,145** |

# Fund 116:

# TDC Admin & Promo 2 Cent

**MONROE COUNTY, FLORIDA - BOARD OF COUNTY COMMISSIONERS**
**BUDGETED REVENUE ANALYSIS**
**TDC DISTRICT TWO - 116 Cultural, Fishing, Diving, Special Events**
**FOR THE BUDGET YEAR ENDING SEPTEMBER 30, 2024**

**6/27/2023 15:36**

| | Fiscal Year 2024 Proposed | Fiscal Year 2023 Estimated | Fiscal Year 2023 YTD | Fiscal Year 2023 Adopted | Fiscal Year 2022 Actual | Fiscal Year 2022 Adopted | Fiscal Year 2021 Actual | Fiscal Year 2021 Adopted | Fiscal Year 2020 Actual | Fiscal Year 2019 Actual | Fiscal Year 2018 Actual | Fiscal Year 2017 Actual | Fiscal Year 2016 Actual | Fiscal Year 2015 Actual | Fiscal Year 2014 Actual |
|---|---|---|---|---|---|---|---|---|---|---|---|---|---|---|---|
| **Revenues:** | | | | | | | | | | | | | | | |
| Tourist Develop. Tax 2 Cent | 20,909,500 | 20,914,000 | 13,871,800 | 16,019,375 | 23,299,089 | 12,056,687 | 19,063,445 | 10,286,125 | 10,824,276 | 13,439,514 | 11,049,551 | 12,316,296 | 12,354,567 | 11,593,683 | 10,304,808 |
| **Total Taxes** | **20,909,500** | **20,914,000** | **13,871,800** | **16,019,375** | **23,299,089** | **12,056,687** | **19,063,445** | **10,286,125** | **10,824,276** | **13,439,514** | **11,049,551** | **12,316,296** | **12,354,567** | **11,593,683** | **10,304,808** |
| Services Tax Coll - Excess Fees | | | | | | | | | | | | | | | |
| Services Clk Circt - Excess Fees | | | | | | | | | | | | | | | |
| **Charges for Services** | **0** | **0** | **0** | **0** | **0** | **0** | **0** | **0** | **0** | **0** | **0** | **0** | **0** | **0** | **0** |
| Interest Earnings | | 973,924 | 689,863 | | (190,979) | | 22,537 | | 200,993 | 194,978 | 30,756 | 39,365 | 26,465 | 19,186 | 20,186 |
| Interest-Tax Collector | | 35,408 | 25,081 | | 51 | | 2,400 | | 6,866 | 17,548 | 9,656 | 5,998 | 0 | 0 | 410 |
| **Total Interest Income** | **0** | **1,009,333** | **714,944** | **0** | **(190,928)** | **0** | **24,937** | **0** | **207,859** | **212,527** | **40,411** | **45,363** | **26,465** | **19,186** | **20,597** |
| Other Miscellaneous Revenue | | | | | 0 | | | | | 275 | | | | | 8,607 |
| Settlements | | | | | | | | | | | | | | | |
| **Total Misc. Revenue** | **0** | **0** | **0** | **0** | **0** | **0** | **0** | **0** | **1** | **275** | **0** | **0** | **0** | **0** | **8,607** |
| **Subtotal Revenue** | **20,909,500** | **21,923,333** | **14,586,744** | **16,019,375** | **23,108,161** | **12,056,687** | **19,088,382** | **10,286,125** | **11,032,135** | **13,652,315** | **11,089,962** | **12,361,659** | **12,381,032** | **11,612,869** | **10,334,011** |
| TRSF IN CLK TO BCC-EXCES | | | | | | | 0 | | 0 | | | | 2,298 | 30,228 | 105,625 |
| TRSF IN TC EXCESS FEES | | 100,000 | | | 221,029 | | 193,238 | | 96,451 | 117,703 | 108,177 | 196,231 | 188,455 | 155,311 | 58,273 |
| **Total TRSF FM CONST'L OFFICE** | **0** | **100,000** | **0** | **0** | **221,029** | **0** | **193,238** | **0** | **96,451** | **117,703** | **108,177** | **196,231** | **190,754** | **185,539** | **163,898** |
| **Fund Balance Forward** | 14,419,055 | | | 5,134,375 | | 2,218,337 | 0 | 1,188,382 | 0 | | | | | | |
| **Fund Bal Forward TDC Emerg** | 6,825,000 | | | 2,475,000 | | 1,626,982 | 0 | 1,626,982 | 0 | | | | | | |
| **State Grants** | | | | | | | | | | | | | | | |
| **(LESS 5% Florida Statute)** | (1,045,475) | | | (800,969) | | (602,834) | 0 | (514,306) | 0 | | | | | | |
| **Total TDC Admin & Promo 2 ct** | **41,108,080** | **22,023,333** | **14,586,744** | **22,827,781** | **23,329,189** | **15,299,172** | **19,281,620** | **12,587,183** | **11,128,586** | **13,770,018** | **11,198,139** | **12,557,890** | **12,571,786** | **11,798,408** | **10,497,909** |

**FUND 116 TDC ADMIN & PROMO 2 CENT**
**Fund Balance Forward Calculation**

| Fiscal Year | 2015 Actual | 2016 Actual | 2017 Actual | 2018 Actual | 2019 Actual | 2020 Actual | 2021 Adopted | 2021 Actual | 2022 Adopted | 2022 Actual | 2023 Adopted | 2023 YTD | 2023 Estimated | 2024 Proposed | 2024 Estimated |
|---|---|---|---|---|---|---|---|---|---|---|---|---|---|---|---|
| Audited Fund Balance Prior Year | 8,059,947 | 9,048,279 | 8,587,295 | 8,214,876 | 6,248,556 | 9,201,425 | 9,557,394 | 9,557,394 | 18,245,547 | 19,994,077 | 26,562,595 | 32,975,855 | 32,975,855 | 43,355,487 | 43,355,487 |
| Revenue | 11,798,408 | 12,571,786 | 12,557,890 | 11,198,139 | 13,770,018 | 11,128,584 | 12,587,183 | 19,281,620 | 15,299,172 | 23,329,189 | 22,827,781 | 14,586,744 | 22,023,333 | 41,108,080 | 20,909,500 |
| Expense | 10,810,076 | 13,032,770 | 12,930,309 | 13,164,460 | 10,817,148 | 10,772,615 | 12,587,183 | 8,844,937 | 15,299,172 | 10,347,411 | 22,827,781 | 8,173,530 | 11,643,701 | 41,108,080 | 34,288,040 |
| Estimated Ending Fund Balance | 9,048,279 | 8,587,295 | 8,214,876 | 6,248,556 | 9,201,425 | 9,557,394 | 9,557,394 | 19,994,077 | 18,245,547 | 32,975,855 | 26,562,595 | 39,389,069 | 43,355,487 | 43,355,487 | 29,976,947 |
| | 988,333 | (460,984) | (372,419) | (1,966,320) | 2,952,870 | 355,969 | 0 | 10,436,683 | 0 | 12,981,778 | 0 | 6,413,214 | 10,379,632 | 0 | (13,378,540) |

**TDC All Districts, Two Cent Special Revenue Fund - 116**

| Revenues: | | Fiscal Year 2015 Actual | Fiscal Year 2016 Actual | Fiscal Year 2017 Actual | Fiscal Year 2018 Actual | Fiscal Year 2019 Actual | Fiscal Year 2020 Actual | Fiscal Year 2021 Adopted | Fiscal Year 2021 Actual | Fiscal Year 2022 Adopted | Fiscal Year 2022 Actual | Fiscal Year 2023 Adopted | Fiscal Year 2023 YTD | Fiscal Year 2023 Estimated | Fiscal Year 2024 Proposed | Fiscal Year 2024 Estimated |
|---|---|---|---|---|---|---|---|---|---|---|---|---|---|---|---|---|
| Taxes | | 11,593,683 | 12,354,567 | 12,316,296 | 11,049,551 | 13,439,514 | 10,824,275 | 10,286,125 | 19,063,445 | 12,056,687 | 23,299,089 | 16,019,375 | 13,871,800 | 20,914,000 | 20,909,500 | 20,909,500 |
| Interest Earnings | | 19,186 | 26,465 | 45,363 | 40,411 | 212,527 | 207,858 | 0 | 24,937 | 0 | (190,928) | 0 | 714,944 | 1,009,333 | 0 | 0 |
| Miscellaneous Rev | | 0 | 0 | 0 | 0 | 275 | 0 | 0 | 0 | 0 | | 0 | 0 | 0 | 0 | 0 |
| Transfers In | | 185,539 | 190,754 | 196,231 | 108,177 | 117,703 | 96,451 | 0 | 193,238 | 0 | 221,029 | 0 | 0 | 100,000 | 0 | 0 |
| Less 5% | | 0 | 0 | 0 | 0 | 0 | 0 | (514,306) | 0 | (602,834) | | (800,969) | | 0 | (1,045,475) | 0 |
| Subtotal | | 11,798,408 | 12,571,786 | 12,557,890 | 11,198,139 | 13,770,018 | 11,128,584 | 9,771,819 | 19,281,620 | 11,453,853 | 23,329,189 | 15,218,406 | 14,586,744 | 22,023,333 | 19,864,025 | 20,909,500 |
| State Grant | | 0 | 0 | 0 | 0 | 0 | 0 | 0 | 0 | 0 | | | | | | |
| Fund Bal Fwd | | 0 | 0 | 0 | 0 | 0 | 0 | 1,188,382 | 0 | 2,218,337 | | 5,134,375 | | 0 | 14,419,055 | 0 |
| Fund Bal Fwd-Emergency | | 0 | 0 | 0 | 0 | 0 | 0 | 1,626,982 | 0 | 1,626,982 | | 2,475,000 | | 0 | 6,825,000 | 0 |
| **Total** | | **11,798,408** | **12,571,786** | **12,557,890** | **11,198,139** | **13,770,018** | **11,128,584** | **12,587,183** | **19,281,620** | **15,299,172** | **23,329,189** | **22,827,781** | **14,586,744** | **22,023,333** | **41,108,080** | **20,909,500** |
| **Appropriations:** | | | | | | | | | | | | | | | | |
| Admin Svcs | 76007 | 842,783 | 945,576 | 897,245 | 826,236 | 927,966 | 665,429 | 1,339,490 | 277,682 | 1,449,072 | 431,654 | 1,288,762 | 940,568 | 1,224,324 | 2,623,787 | 2,628,747 |
| Promo & Advertisment | 76065 | 8,794,844 | 10,355,476 | 10,614,766 | 9,840,029 | 9,774,903 | 9,170,743 | 9,506,433 | 8,452,977 | 11,260,822 | 9,801,479 | 11,935,279 | 6,101,284 | 8,613,577 | 12,593,912 | 12,593,912 |
| Sales - Fund 116 | 76066 | | | | | | | | | | | 1,010,000 | 636,104 | 898,029 | 1,215,000 | 1,215,000 |
| Website - Fund 116 | 76078 | | | | | | | | | | | 2,450 | 33,021 | 46,618 | 200,000 | 200,000 |
| Catastrophic/Emer | 76090 | | | | 993,695 | 0 | 0 | 1,626,982 | 0 | 2,475,000 | | 6,825,000 | | 0 | 6,825,000 | 0 |
| Special Projects | 76660 | 1,132,838 | 1,692,108 | 1,378,688 | 1,464,890 | | 800,000 | 0 | | 0 | | | | | | |
| Fund 116 Payroll Items | 76077 | | | | | | | | | | | 281,854 | | 50,000 | 116,822 | 116,822 |
| European Sales Agency | 76079 | | | | | | | | | | | 449,000 | 167,788 | 286,877 | 449,000 | 449,000 |
| Finance - Fund 116 | 76080 | | | | | | | | | | | 21,158 | 18,588 | 20,100 | 24,000 | 24,000 |
| Sales Staffing Costs | 76081 | | | | | | | | | | | 900,000 | 276,177 | 389,897 | 1,000,000 | 1,000,000 |
| DAC I Special Project Advertising | 76661 | | | | | | | | | | | | | | 7,183,500 | 7,183,500 |
| DAC II Special Project Advertising | 76662 | | | | | | | | | | | | | | 1,791,949 | 1,791,949 |
| DAC III Special Project Advertisin | 76663 | | | | | | | | | | | | | | 2,689,500 | 2,689,500 |
| DAC IV Special Project Advertisin | 76664 | | | | | | | | | | | | | | 1,602,000 | 1,602,000 |
| DAC V Special Project Advertising | 76665 | | | | | | | | | | | | | | 2,679,332 | 2,679,332 |
| Total Other | | 10,770,466 | 12,993,160 | 12,890,699 | 13,124,850 | 10,702,870 | 10,636,172 | 12,472,905 | 8,730,659 | 15,184,894 | 10,233,133 | 22,713,503 | 8,173,530 | 11,529,423 | 40,993,802 | 34,173,762 |
| Cash Balance | | | | | | | | | | | | | | | | |
| Transfers Out | 86530 | 39,610 | 39,610 | 39,610 | 39,610 | 114,278 | 136,443 | 114,278 | 114,278 | 114,278 | 114,278 | 114,278 | | 114,278 | 114,278 | 114,278 |
| Contingency | | | | | | | | | | | | | | | | |
| Total Misc | | 39,610 | 39,610 | 39,610 | 39,610 | 114,278 | 136,443 | 114,278 | 114,278 | 114,278 | 114,278 | 114,278 | 0 | 114,278 | 114,278 | 114,278 |
| **Total** | | **10,810,076** | **13,032,770** | **12,930,309** | **13,164,460** | **10,817,148** | **10,772,615** | **12,587,183** | **8,844,937** | **15,299,172** | **10,347,411** | **22,827,781** | **8,173,530** | **11,643,701** | **41,108,080** | **34,288,040** |

# Fund 117:

# TDC District 1 Third Cent

**MONROE COUNTY, FLORIDA - BOARD OF COUNTY COMMISSIONERS**
**BUDGETED REVENUE ANALYSIS**
**TDC DISTRICT ONE THREE CENT - 117 Key West City Limits**
**FOR THE BUDGET YEAR ENDING SEPTEMBER 30, 2024**

**6/27/2023 15:43**

| | Fiscal Year 2024 Proposed | Fiscal Year 2023 Estimated | Fiscal Year 2023 YTD | Fiscal Year 2023 Adopted | Fiscal Year 2022 Actual | Fiscal Year 2022 Adopted | Fiscal Year 2021 Actual | Fiscal Year 2021 Adopted | Fiscal Year 2020 Actual | Fiscal Year 2019 Actual | Fiscal Year 2018 Actual | Fiscal Year 2017 Actual | Fiscal Year 2016 Actual | Fiscal Year 2015 Actual | Fiscal Year 2014 Actual |
|---|---|---|---|---|---|---|---|---|---|---|---|---|---|---|---|
| **Revenues:** | | | | | | | | | | | | | | | |
| Tourist Develop. Tax - 2 CN | | | | | | | 889,856 | | 426,539.55 | 0 | 449,643 | | | | |
| Tourist Develop. Tax - 3 CN | 14,845,900 | 14,705,000 | 9,929,649 | 11,062,750 | 16,569,470 | 8,642,563 | 12,225,099 | 8,256,350 | 7,305,735 | 10,763,188 | 9,204,343 | 9,931,895 | 10,251,807 | 9,586,816 | 8,675,138 |
| **Total Taxes** | **14,845,900** | **14,705,000** | **9,929,649** | **11,062,750** | **16,569,470** | **8,642,563** | **13,114,955** | **8,256,350** | **7,732,275** | **10,763,188** | **9,653,987** | **9,931,895** | **10,251,807** | **9,586,816** | **8,675,138** |
| Services Tax Coll - Excess Fees | | | | | | | | | | | | | | | |
| Services Clk Circt - Excess Fees | | | | | | | | | | | | | | | |
| **Charges for Services** | **0** | **0** | **0** | **0** | **0** | **0** | **0** | **0** | **0** | **0** | **0** | **0** | **0** | **0** | **0** |
| Interest Earnings | | 702,368 | 497,511 | | (183,681) | | 30,928 | | 349,247 | 375,166 | 106,734 | 62,658 | 34,685 | | 13,135 |
| Interest-Tax Collector | | 29,420 | 20,839 | | 43 | | 1,994 | | 5,705 | 14,580 | 8,023 | 4,984 | | 20,340 | 341 |
| **Total Interest Income** | **0** | **731,788** | **518,350** | **0** | **(183,638)** | **0** | **32,922** | **0** | **354,952** | **389,746** | **114,757** | **67,641** | **34,685** | **20,340** | **13,476** |
| Trnsfer in from Other Funds | | | | | | | 6,366 | | | | | | | | |
| Other Miscellaneous Revenue | | | | | 0 | | 0 | | 0 | | | | | | |
| Settlements | | | | | | | | | | | | | | | |
| **Total Misc. Revenue** | **0** | **0** | **0** | **0** | **0** | **0** | **6,366** | **0** | **0** | **0** | **0** | **0** | **0** | **0** | **0** |
| **Subtotal Revenue** | **14,845,900** | **15,436,788** | **10,448,000** | **11,062,750** | **16,385,832** | **8,642,563** | **13,154,243** | **8,256,350** | **8,087,226** | **11,152,934** | **9,768,743** | **9,999,536** | **10,286,492** | **9,607,156** | **8,688,614** |
| TRSF IN CLK TO BCC-EXCES | | | | | | | 0 | | 0 | | | | | 24,924 | 89,277 |
| TRSF IN TC EXCESS FEES | | 100,000 | | | 162,813 | | 138,001 | | 72,398 | 98,038 | 98,942 | 164,955 | 162,507 | 133,663 | 51,038 |
| **Total TRSF FM CONST'L OFFICE** | **0** | **100,000** | **0** | **0** | **162,813** | **0** | **138,001** | **0** | **72,398** | **98,038** | **98,942** | **164,955** | **162,507** | **158,587** | **140,316** |
| **Fund Balance Forward** | 16,946,949 | | | 11,618,049 | | 5,984,514 | | 9,791,740 | | | | | | | |
| **Fund Bal Forward-Beaches** | | | | | | | | | | | | | | | |
| **Fund Bal Forward TDC Emerg** | | | | | | | | | | | | | | | |
| **(LESS 5% Florida Statute)** | (742,295) | | | (553,138) | | (432,128) | | (412,818) | | | | | | | |
| **Total TDC Dist. One 3 Cent** | **31,050,554** | **15,636,788** | **10,448,000** | **22,127,661** | **16,548,645** | **14,194,949** | **13,292,244** | **17,635,272** | **8,159,624** | **11,250,972** | **9,867,685** | **10,164,491** | **10,448,999** | **9,765,742** | **8,828,930** |

**FUND 117 TDC DISTRICT 1, 3 CENT**

**Fund Balance Forward Calculation**

| Fiscal Year | 2015 Actual | 2016 Actual | 2017 Actual | 2018 Actual | 2019 Actual | 2020 Actual | 2021 Adopted | 2021 Actual | 2022 Adopted | 2022 Actual | 2023 Adopted | 2023 YTD | 2023 Estimated | 2024 Proposed | 2024 Estimated |
|---|---|---|---|---|---|---|---|---|---|---|---|---|---|---|---|
| Audited Fund Balance Prior Year | 6,405,304 | 8,272,518 | 10,181,537 | 12,279,409 | 12,189,309 | 14,982,768 | 13,764,880 | 13,764,880 | 13,739,329 | 18,007,508 | 20,610,347 | 24,387,162 | 24,387,162 | 21,982,413 | 21,982,413 |
| Revenue | 9,765,742 | 10,448,999 | 10,164,491 | 9,867,685 | 11,250,973 | 8,159,622 | 17,635,272 | 13,292,244 | 14,194,949 | 16,548,645 | 22,127,661 | 10,448,000 | 15,536,788 | 31,050,554 | 14,845,900 |
| Expense | 7,898,528 | 8,539,980 | 8,066,620 | 9,957,785 | 8,457,514 | 9,377,510 | 17,635,272 | 9,049,615 | 14,194,949 | 10,168,991 | 22,127,661 | 9,889,278 | 17,941,537 | 31,050,554 | 30,303,285 |
| Estimated Ending Fund Balance | 8,272,518 | 10,181,537 | 12,279,409 | 12,189,309 | 14,982,768 | 13,764,880 | 13,764,880 | 18,007,508 | 13,739,329 | 24,387,162 | 20,610,347 | 24,945,883 | 21,982,413 | 21,982,413 | 6,525,028 |
| | 1,867,215 | 1,909,019 | 2,097,871 | (90,099) | 2,793,458 | (1,217,888) | 0 | 4,242,629 | 0 | 6,379,654 | 0 | 558,721 | (2,404,749) | 0 | (15,457,385) |

**TDC District 1, Three Cent Special Revenue Fund - 117**

| Revenues: | | Fiscal Year 2015 Actual | Fiscal Year 2016 Actual | Fiscal Year 2017 Actual | Fiscal Year 2018 Actual | Fiscal Year 2019 Actual | Fiscal Year 2020 Actual | Fiscal Year 2021 Adopted | Fiscal Year 2021 Actual | Fiscal Year 2022 Adopted | Fiscal Year 2022 Actual | Fiscal Year 2023 Adopted | Fiscal Year 2023 YTD | Fiscal Year 2023 Estimated | Fiscal Year 2024 Proposed | Fiscal Year 2024 Estimated |
|---|---|---|---|---|---|---|---|---|---|---|---|---|---|---|---|---|
| Taxes | | 9,586,816 | 10,251,807 | 9,931,895 | 9,653,987 | 10,763,188 | 7,732,273 | 8,256,350 | 13,114,955 | 8,642,563 | 16,569,470 | 11,062,750 | 9,929,649 | 14,705,000 | 14,845,900 | 14,845,900 |
| Interest Earnings | | 20,340 | 34,685 | 67,641 | 114,757 | 389,746 | 354,952 | 0 | 32,922 | 0 | (183,638) | 0 | 518,350 | 731,788 | 0 | 0 |
| Miscellaneous Rev | | 0 | 0 | 0 | 0 | 0 | 0 | 0 | 6,366 | 0 | 0 | 0 | 0 | 0 | 0 | 0 |
| Transfers In | | 158,587 | 162,507 | 164,955 | 98,942 | 98,038 | 72,398 | 0 | 138,001 | 0 | 162,813 | 0 | 0 | 100,000 | 0 | 0 |
| Less 5% | | | | | | | 0 | (412,818) | 0 | (432,128) | | (553,138) | | 0 | (742,295) | 0 |
| Subtotal | | 9,765,742 | 10,448,999 | 10,164,491 | 9,867,685 | 11,250,972 | 8,159,622 | 7,843,532 | 13,292,244 | 8,210,435 | 16,548,645 | 10,509,612 | 10,448,000 | 15,536,788 | 14,103,605 | 14,845,900 |
| Fund Bal Fwd | | 0 | 0 | 0 | 0 | | 0 | 9,791,740 | 0 | 5,984,514 | | 11,618,049 | | 0 | 16,946,949 | 0 |
| Fund Bal Fwd-Emergency | | 0 | 0 | 0 | 0 | 0 | 0 | | 0 | | | | | | | |
| **Total** | | **9,765,742** | **10,448,999** | **10,164,491** | **9,867,685** | **11,250,972** | **8,159,622** | **17,635,272** | **13,292,244** | **14,194,949** | **16,548,645** | **22,127,661** | **10,448,000** | **15,536,788** | **31,050,554** | **14,845,900** |
| **Appropriations:** | | | | | | | | | | | | | | | | |
| Admin Svcs | 77003 | 52,805 | 14,874 | 3,666 | 114,168 | 4,271 | 193,781 | 474,666 | 402,089 | 358,352 | 304,372 | 609,437 | 86,828 | 353,231 | 866,358 | 779,722 |
| Information Svs | 77010 | 383,761 | 383,761 | 383,760 | 383,752 | 383,752 | 402,949 | 402,950 | 402,949 | 402,950 | 402,949 | 350,450 | 204,429 | 350,450 | 350,450 | 350,450 |
| County Capital Projects | 77011 | | | | | | | | | 4,341,441 | 3,112,772 | 412,730 | 209,614 | 412,730 | 441,687 | 441,954 |
| Key West Business Guild | 77012 | | | | | | | | | | | 55,125 | 32,156 | 52,369 | 55,125 | 55,125 |
| Promo & Advertisment | 77020 | 4,986,949 | 5,441,531 | 5,732,526 | 4,658,104 | 4,727,319 | 4,552,435 | 5,150,242 | 4,884,794 | 4,475,761 | 4,090,652 | 9,874,431 | 7,630,001 | 9,380,709 | 4,537,991 | 4,537,991 |
| Special Events | 77030 | 631,459 | 333,991 | 339,640 | 387,835 | 331,051 | 221,210 | 680,462 | 147,163 | 650,131 | 118,039 | 2,198,199 | 339,092 | 1,004,500 | 1,193,699 | 1,193,699 |
| Higgs Beach Restroom - Phase 2 | 77031 | | | | | | | | | | | 210,373 | | 199,854 | 210,373 | 210,373 |
| Higgs Beach Restroom - Phase 1 | 77032 | | | | | | | | | | | 386,820 | | 367,479 | 386,820 | 386,820 |
| Key West Lighthouse Repairs | 77033 | | | | | | | | | | | 326,287 | 51,688 | 309,973 | 0 | 0 |
| Historic Jail Museum | 77034 | | | | | | | | | | | 650,000 | 395,509 | 617,500 | 0 | 0 |
| Reynolds Street Pier Repairs | 77035 | | | | | | | | | | | 259,448 | | 246,476 | 259,448 | 259,448 |
| Higgs Beach Restroom Phase III | 77036 | | | | | | | | | | | 833,627 | 65,000 | 791,946 | 833,627 | 833,627 |
| Lighthouse Stables Renovations | 77038 | | | | | | | | | | | 520,000 | | 494,000 | 520,000 | 520,000 |
| West Martello Air & Electrical | 77039 | | | | | | | | | | | 250,000 | | 237,500 | 250,000 | 250,000 |
| Bricks & Mortar | 77040 | 1,783,755 | 2,306,024 | 1,547,228 | 4,354,127 | 2,956,729 | 3,934,904 | 10,558,513 | 3,009,864 | 3,770,642 | 1,951,820 | 3,105,142 | 357,352 | 2,328,857 | 2,280,873 | 2,280,873 |
| Payroll Itmes | 77041 | | | | | | | | | 141,280 | 133,995 | 151,688 | 109,277 | 144,104 | 161,236 | 161,236 |
| DAC I Capital Projects | 77042 | | | | | | | | | | | 94,066 | | | 5,288,195 | 5,288,195 |
| Economic/Natural Disaster - Fund 117 | 77043 | | | | | | | | | | | 660,900 | | | 660,900 | 0 |
| Smathers/Rest Beach | 77044 | | | | | | | | | | | 790,500 | 408,333 | 576,470 | 790,500 | 790,500 |
| West Martello Wire Frame Art | 77045 | | | | | | | | | | | 19,999 | | 18,999 | 0 | 0 |
| Beaches | 77050 | 0 | 0 | 0 | 0 | 0 | 0 | 314,047 | | 0 | | 314,047 | | | 314,047 | 314,047 |
| Special Public Facilities Projects | 86541 | | | | | | | | | | | | | | 11,594,833 | 11,594,833 |
| Catastrophic/Emer | 77090 | 0 | 0 | 0 | 0 | 0 | 0 | 0 | 0 | | | | | | | |
| **Total Other** | | **7,838,729** | **8,480,181** | **8,006,821** | **9,897,986** | **8,403,122** | **9,305,279** | **17,580,880** | **8,846,859** | **14,140,557** | **10,114,599** | **22,073,269** | **9,889,278** | **17,887,145** | **30,996,162** | **30,248,893** |
| Cash Balance | | | | | | | | | | | | | | | | |
| Transfers Out | 86531 | 59,799 | 59,799 | 59,799 | 59,799 | 54,392 | 72,231 | 54,392 | 202,756 | 54,392 | 54,392 | 54,392 | | 54,392 | 54,392 | 54,392 |
| Contingency | | | | | | | | | | | | | | | | |
| **Total Misc** | | 59,799 | 59,799 | 59,799 | 59,799 | 54,392 | 72,231 | 54,392 | 202,756 | 54,392 | 54,392 | 54,392 | 0 | 54,392 | 54,392 | 54,392 |
| **Total** | | **7,898,528** | **8,539,980** | **8,066,620** | **9,957,785** | **8,457,514** | **9,377,510** | **17,635,272** | **9,049,615** | **14,194,949** | **10,168,991** | **22,127,661** | **9,889,278** | **17,941,537** | **31,050,554** | **30,303,285** |

# Fund 118:

# TDC District 2 Third Cent

**MONROE COUNTY, FLORIDA - BOARD OF COUNTY COMMISSIONERS**
**BUDGETED REVENUE ANALYSIS**
**TDC DISTRICT TWO THREE CENT - 118 KW to W end of 7 Mile Bridge**
**FOR THE BUDGET YEAR ENDING SEPTEMBER 30, 2024**

**7/5/2023 9:50**

| **Revenues:** | **Fiscal Year 2024 Proposed** | **Fiscal Year 2023 Estimated** | **Fiscal Year 2023 YTD** | **Fiscal Year 2023 Adopted** | **Fiscal Year 2022 Actual** | **Fiscal Year 2022 Adopted** | **Fiscal Year 2021 Actual** | **Fiscal Year 2021 Adopted** | **Fiscal Year 2020 Actual** | **Fiscal Year 2019 Actual** | **Fiscal Year 2018 Actual** | **Fiscal Year 2017 Actual** | **Fiscal Year 2016 Actual** | **Fiscal Year 2015 Actual** | **Fiscal Year 2014 Actual** |
|---|---|---|---|---|---|---|---|---|---|---|---|---|---|---|---|
| Tourist Dev Tax 2 Cent | | | | | | | 203,511 | | 89,246 | | 57,790 | | | | |
| Tourist Dev Tax 3 Cent | 2,464,500 | 2,482,000 | 1,674,113 | 1,957,000 | 2,731,576 | 1,319,175 | 2,146,429 | 962,275 | 1,103,248 | 1,253,830 | 975,276 | 1,200,478 | 986,794 | 1,032,305 | 906,554 |
| **Total Taxes** | **2,464,500** | **2,482,000** | **1,674,113** | **1,957,000** | **2,731,576** | **1,319,175** | **2,349,939** | **962,275** | **1,192,494** | **1,253,830** | **1,033,065** | **1,200,478** | **986,794** | **1,032,305** | **906,554** |
| Services Tax Coll - Excess Fees | | | | | | | | | | | | | | | |
| Services Clk Circt - Excess Fees | | | | | | | | | | | | | | | |
| **Charges for Services** | **0** | **0** | **0** | **0** | **0** | **0** | **0** | **0** | **0** | **0** | **0** | **0** | **0** | **0** | **0** |
| Interest Earnings | | 122,912 | 81,941 | | (28,514) | | 5,185 | | 32,676 | 41,727 | 10,000 | 5,076 | 3,104 | | 905 |
| Interest-Tax Collector | | 2,595 | 1,838 | | 4 | | 176 | | 503 | 1,286 | 707 | 439 | 0 | 1,985 | 30 |
| **Total Interest Income** | **0** | **125,506** | **83,778** | **0** | **(28,511)** | **0** | **5,360** | **0** | **33,179** | **43,013** | **10,708** | **5,516** | **3,104** | **1,985** | **935** |
| Transfer in from Fund 125 | | | | | | | 2,857 | | | | | | | | |
| Other Miscellaneous Revenue | | | | | 0 | | 0 | | 0 | | | | | | |
| Settlements | | | | | | | | | | | | | | | |
| **Total Misc. Revenue** | **0** | **0** | **0** | **0** | **0** | **0** | **2,857** | **0** | **0** | **0** | **0** | **0** | **0** | **0** | **0** |
| **Subtotal Revenue** | **2,464,500** | **2,607,506** | **1,757,891** | **1,957,000** | **2,703,065** | **1,319,175** | **2,358,156** | **962,275** | **1,225,673** | **1,296,843** | **1,043,773** | **1,205,994** | **989,898** | **1,034,290** | **907,488** |
| TRSF IN CLK TO BCC-EXCES | | | | | | | 0 | | 0 | | | 0 | 4 | 2,720 | 9,222 |
| TRSF IN TC EXCESS FEES | | 20,000 | | | 27,000 | | 24,498 | | 10,773 | 11,390 | 10,135 | 19,653 | 15,511 | 14,289 | 5,271 |
| **Total TRSF FM CONST'L OFFICE** | **0** | **20,000** | **0** | **0** | **27,000** | **0** | **24,498** | **0** | **10,773** | **11,390** | **10,135** | **19,653** | **15,515** | **17,009** | **14,493** |
| **Fund Balance Forward** | 1,813,112 | | | 2,163,384 | | 1,142,114 | | 950,724 | | | | | | | |
| **Fund Balance Forwd TDC Emerg** | | | | | | | | | | | | | | | |
| **(LESS 5% Florida Statute)** | (123,225) | | | (97,850) | | (65,959) | | (48,114) | | | | | | | |
| **Total TDC Dist. Two 3 Cent** | **4,154,387** | **2,647,506** | **1,757,891** | **4,022,534** | **2,730,065** | **2,395,330** | **2,382,653** | **1,864,885** | **1,236,446** | **1,308,233** | **1,053,908** | **1,225,647** | **1,005,413** | **1,051,299** | **921,982** |

**FUND 118 TDC DISTRICT 2, 3 CENT**
**Fund Balance Forward Calculation**

| Fiscal Year | 2015 Actual | 2016 Actual | 2017 Actual | 2018 Actual | 2019 Actual | 2020 Actual | 2021 Adopted | 2021 Actual | 2022 Adopted | 2022 Actual | 2023 Adopted | 2023 YTD | 2023 Estimated | 2024 Proposed | 2024 Estimated |
|---|---|---|---|---|---|---|---|---|---|---|---|---|---|---|---|
| Audited Fund Balance Prior Year | 617,700 | 849,782 | 850,318 | 977,618 | 1,241,781 | 1,480,580 | 1,592,529 | 1,592,529 | 2,862,283 | 3,079,987 | 3,369,057 | 3,964,817 | 3,964,817 | 3,620,308 | 3,620,308 |
| Revenue | 1,051,299 | 1,005,413 | 1,225,647 | 1,053,908 | 1,308,233 | 1,236,446 | 1,864,885 | 2,382,652 | 2,395,330 | 2,730,065 | 4,022,534 | 1,757,891 | 2,627,506 | 4,154,387 | 2,464,500 |
| Expense | 819,217 | 1,004,877 | 1,098,347 | 789,745 | 1,069,434 | 1,124,497 | 1,864,885 | 895,194 | 2,395,330 | 1,845,235 | 4,022,534 | 2,172,805 | 2,972,015 | 4,154,387 | 3,984,387 |
| Estimated Ending Fund Balance | 849,782 | 850,318 | 977,618 | 1,241,781 | 1,480,580 | 1,592,529 | 1,592,529 | 3,079,987 | 2,862,283 | 3,964,817 | 3,369,057 | 3,549,903 | 3,620,308 | 3,620,308 | 2,100,421 |
| | 232,082 | 536 | 127,300 | 264,163 | 238,799 | 111,949 | 0 | 1,487,458 | 0 | 884,830 | 0 | (414,913) | (344,509) | 0 | (1,519,887) |

**TDC District 2, Three Cent Special Revenue Fund - 118**

| Revenues: | | Fiscal Year 2015 Actual | Fiscal Year 2016 Actual | Fiscal Year 2017 Actual | Fiscal Year 2018 Actual | Fiscal Year 2019 Actual | Fiscal Year 2020 Actual | Fiscal Year 2021 Adopted | Fiscal Year 2021 Actual | Fiscal Year 2022 Adopted | Fiscal Year 2022 Actual | Fiscal Year 2023 Adopted | Fiscal Year 2023 YTD | Fiscal Year 2023 Estimated | Fiscal Year 2024 Proposed | Fiscal Year 2024 Estimated |
|---|---|---|---|---|---|---|---|---|---|---|---|---|---|---|---|---|
| Taxes | | 1,032,305 | 986,794 | 1,200,478 | 1,033,065 | 1,253,830 | 1,192,494 | 962,275 | 2,349,938 | 1,319,175 | 2,731,576 | 1,957,000 | 1,674,113 | 2,482,000 | 2,464,500 | 2,464,500 |
| Interest Earnings | | 1,985 | 3,104 | 5,516 | 10,708 | 43,013 | 33,179 | 0 | 5,360 | 0 | (28,511) | 0 | 83,778 | 125,506 | 0 | 0 |
| Miscellaneous Rev | | 0 | 0 | 0 | 0 | 0 | 0 | 0 | 0 | 0 | 0 | 0 | 0 | 0 | 0 | 0 |
| Transfers In | | 17,009 | 15,515 | 19,653 | 10,135 | 11,390 | 10,773 | 0 | 27,355 | 0 | 27,000 | 0 | 0 | 20,000 | 0 | 0 |
| Less 5% | | 0 | 0 | 0 | 0 | 0 | 0 | (48,114) | 0 | (65,959) | | (97,850) | | 0 | (123,225) | 0 |
| Subtotal | | 1,051,299 | 1,005,413 | 1,225,647 | 1,053,908 | 1,308,233 | 1,236,446 | 914,161 | 2,382,652 | 1,253,216 | 2,730,065 | 1,859,150 | 1,757,891 | 2,627,506 | 2,341,275 | 2,464,500 |
| Fund Bal Fwd | | 0 | 0 | 0 | 0 | 0 | 0 | 950,724 | 0 | 1,142,114 | | 2,163,384 | | 0 | 1,813,112 | 0 |
| Fund Bal Fwd-Emergency | | 0 | 0 | 0 | 0 | 0 | 0 | | 0 | | | | | | | |
| **Total** | | **1,051,299** | **1,005,413** | **1,225,647** | **1,053,908** | **1,308,233** | **1,236,446** | **1,864,885** | **2,382,652** | **2,395,330** | **2,730,065** | **4,022,534** | **1,757,891** | **2,627,506** | **4,154,387** | **2,464,500** |
| **Appropriations:** | | | | | | | | | | | | | | | | |
| Admin Svcs | 78003 | 4,687 | 1,674 | 515 | 555 | 594 | 18,183 | 40,971 | 44,594 | 56,884 | 46,177 | 105,701 | 15,171 | 21,418 | 109,657 | 109,657 |
| Information Svs | 78010 | 95,760 | 95,760 | 95,760 | 95,760 | 95,760 | 92,169 | 100,548 | 100,548 | 100,548 | 100,548 | 100,548 | 58,653 | 100,548 | 100,548 | 100,548 |
| Promo & Advertisment | 78020 | 502,516 | 746,587 | 826,533 | 432,201 | 653,792 | 803,004 | 682,736 | 613,816 | 986,524 | 901,177 | 2,438,851 | 1,849,588 | 2,316,908 | 760,468 | 760,468 |
| Special Events | 78030 | 56,264 | 15,000 | 0 | 4400 | 0 | 0 | 0 | | 1,236,399 | | 138,666 | 6,341 | 131,733 | 2,600 | 2,600 |
| Bricks & Mortar | 78040 | 136,700 | 122,567 | 152,248 | 233,539 | 304,313 | 194,011 | 1,025,655 | 121,262 | 0 | 78,708 | 176,845 | | 99,985 | 1,131,682 | 1,131,682 |
| Coral Restoration | 78041 | | | | | | | | | | | 347,900 | 44,850 | 63,318 | 0 | 0 |
| Payroll Items | 78042 | | | | | | | | | | 87,209 | 113,048 | 86,600 | 107,396 | 119,832 | 119,832 |
| Economic/Natural Disaster Cap. | 78043 | | | | | | | | | | | 170,000 | | | 170,000 | 0 |
| Little Duck Key Beach | 78044 | | | | | | | | | | | 16,000 | 11,068 | 15,200 | 16,800 | 16,800 |
| Pine Channel Nature Park | 78046 | | | | | | | | | | | 200,000 | | | 0 | 0 |
| Florida Keys Hertiage Trail | 78047 | | | | | | | | | | | 100,000 | 100,000 | 100,000 | 0 | 0 |
| Veterans Beach | 78048 | | | | | | | | | | | 100,000 | | | 100,000 | 100,000 |
| Special Public Facilities Projects | 86542 | | | | | | | | | | | | | | 1,627,825 | 1,627,825 |
| County Capital Projects | 78022 | | | | | | | | | | 616,442 | | 535 | 535 | | |
| **Total Other** | | **795,927** | **981,587** | **1,075,057** | **766,455** | **1,054,459** | **1,107,367** | **1,849,910** | **880,219** | **2,380,355** | **1,830,260** | **4,007,559** | **2,172,805** | **2,957,040** | **4,139,412** | **3,969,412** |
| Cash Balance | | | | | | | | | | | | | | | | |
| Transfers Out | 86532 | 23,290 | 23,290 | 23,290 | 23,290 | 14,975 | 17,130 | 14,975 | 14,975 | 14,975 | 14,975 | 14,975 | | 14,975 | 14,975 | 14,975 |
| Contingency | | | | | | | | | | | | | | | | |
| **Total Misc** | | 23,290 | 23,290 | 23,290 | 23,290 | 14,975 | 17,130 | 14,975 | 14,975 | 14,975 | 14,975 | 14,975 | 0 | 14,975 | 14,975 | 14,975 |
| **Total** | | **819,217** | **1,004,877** | **1,098,347** | **789,745** | **1,069,434** | **1,124,497** | **1,864,885** | **895,194** | **2,395,330** | **1,845,235** | **4,022,534** | **2,172,805** | **2,972,015** | **4,154,387** | **3,984,387** |
| | Variance | 232,082 | 536 | 127,300 | 264,163 | 238,800 | 111,949 | 0 | 1,487,458 | 0 | 884,830 | 0 | (414,913) | (344,509) | 0 | (1,519,887) |

# Fund 119:

# TDC District 3 Third Cent

**MONROE COUNTY, FLORIDA - BOARD OF COUNTY COMMISSIONERS**

**BUDGETED REVENUE ANALYSIS**

**TDC DISTRICT THREE THREE CENT - 119 W end of 7 Mile bridge to Long Key Bridge**

**FOR THE BUDGET YEAR ENDING SEPTEMBER 30, 2024**

**6/27/2023 13:34**

| | Fiscal Year 2024 Proposed | Fiscal Year 2023 Estimated | Fiscal Year 2023 YTD | Fiscal Year 2023 Adopted | Fiscal Year 2022 YTD | Fiscal Year 2022 Adopted Budget | Fiscal Year 2021 Actual | Fiscal Year 2021 Adopted Budget | Fiscal Year 2020 Actual | Fiscal Year 2019 Actual | Fiscal Year 2018 Actual | Fiscal Year 2017 Actual | Fiscal Year 2016 Actual | Fiscal Year 2015 Actual | Fiscal Year 2014 Actual |
|---|---|---|---|---|---|---|---|---|---|---|---|---|---|---|---|
| **Revenues:** | | | | | | | | | | | | | | | |
| Tourist Develop. Tax - 2 Cent | | | | | | | 393,930 | | 184,160 | - | 105,753 | | | | |
| Tourist Develop. Tax - 3 Cent | 5,558,300 | 5,626,000 | 3,557,593 | 4,341,500 | 6,191,651 | 3,247,888 | 4,756,603 | 2,423,225 | 2,748,003 | 3,147,918 | 2,019,351 | 2,848,466 | 2,913,297 | 2,617,059 | 2,181,447 |
| **Total Taxes** | **5,558,300** | **5,626,000** | **3,557,593** | **4,341,500** | **6,191,651** | **3,247,888** | **5,150,532** | **2,423,225** | **2,932,163** | **3,147,918** | **2,125,105** | **2,848,466** | **2,913,297** | **2,617,059** | **2,181,447** |
| Services Tax Coll - Excess Fees | | | | | | | | | | | | | | | |
| Services Clk Circt - Excess Fees | | | | | | | | | | | | | | | |
| **Charges for Services** | - | - | - | - | - | - | - | - | - | - | - | - | - | - | - |
| Investment Income | | 277,659 | 196,675 | | (65,355) | | 10,183 | | 86,307 | 105,754 | 29,013 | 17,742 | 8,861 | 4,515 | 3,759 |
| Interest-Tax Collector | | 7,244 | 5,131 | | 11 | | 491 | | 1,405 | 3,590 | 1,975 | 1,227 | | | 84 |
| **Total Investment Income** | **-** | **284,903** | **201,806** | **-** | **(65,344)** | **-** | **10,674** | **-** | **87,712** | **109,344** | **30,989** | **18,969** | **8,861** | **4,515** | **3,843** |
| Other Miscellaneous Revenue | | | | | | | - | | - | | | | | | |
| Settlements | | | | | | | | | | | | | | | |
| **Total Misc. Revenue** | - | - | - | - | - | - | - | - | - | - | - | - | - | - | - |
| **Subtotal Revenue** | **5,558,300** | **5,910,903** | **3,759,399** | **4,341,500** | **6,126,306** | **3,247,888** | **5,161,206** | **2,423,225** | **3,019,875** | **3,257,262** | **2,156,093** | **2,867,435** | **2,922,158** | **2,621,573** | **2,185,290** |
| TRSF IN CLK TO BCC-EXCES | | | | | | | - | | - | | | | 9 | 6,851 | 22,184 |
| TRSF IN TC EXCESS FEES | | 50,000 | | | 61,378 | | 54,880 | | 26,932 | 28,846 | 21,569 | 47,095 | 46,331 | 36,104 | 12,838 |
| **Total TRSF FM CONST'L OFFICE** | **-** | **50,000** | **-** | **-** | **61,378** | **-** | **54,880** | **-** | **26,932** | **28,846** | **21,569** | **47,095** | **46,340** | **42,955** | **35,022** |
| **Fund Balance Forward** | 6,913,575 | | | 3,329,621 | | 2,239,359 | | 2,264,684 | | | | | | | |
| **Fund Bal Forward TDC Emerg** | | | | | | | | | | | | | | | |
| **(LESS 5% Florida Statute)** | (277,915) | | | (217,075) | | (162,394) | | (121,161) | | | | | | | |
| **Total TDC Dist. Three 3 Cent** | **12,193,960** | **5,960,903** | **3,759,399** | **7,454,046** | **6,187,684** | **5,324,853** | **5,216,086** | **4,566,748** | **3,046,807** | **3,286,109** | **2,177,662** | **2,914,530** | **2,968,498** | **2,664,528** | **2,220,312** |

**FUND 119 TDC DISTRICT 3, 3 CENT**
**Fund Balance Forward Calculation**

| Fiscal Year | 2015 Actual | 2016 Actual | 2017 Actual | 2018 Actual | 2019 Actual | 2020 Actual | 2021 Adopted | 2021 Actual | 2022 Adopted | 2022 Actual | 2023 Adopted | 2023 YTD | 2023 Estimated | 2024 Proposed | 2024 Estimated |
|---|---|---|---|---|---|---|---|---|---|---|---|---|---|---|---|
| Audited Fund Balance Prior Year | 1,250,694 | 1,816,662 | 2,671,275 | 3,539,202 | 3,372,409 | 4,191,562 | 4,395,888 | 4,395,888 | 7,410,205 | 6,879,457 | 7,614,441 | 9,233,996 | 9,233,996 | 9,843,272 | 9,843,272 |
| Revenue | 2,664,528 | 2,968,498 | 2,914,530 | 2,177,662 | 3,286,109 | 3,046,807 | 4,566,748 | 5,216,086 | 5,324,853 | 6,187,684 | 7,454,046 | 3,759,399 | 5,960,903 | 12,193,960 | 5,558,300 |
| Expense | 2,098,560 | 2,113,885 | 2,046,605 | 2,344,455 | 2,466,955 | 2,842,482 | 4,566,748 | 2,732,517 | 5,324,853 | 3,833,145 | 7,454,046 | 3,391,520 | 5,351,627 | 12,193,960 | 12,193,960 |
| Estimated Ending Fund Balance | 1,816,662 | 2,671,275 | 3,539,200 | 3,372,409 | 4,191,562 | 4,395,888 | 4,395,888 | 6,879,457 | 7,410,205 | 9,233,996 | 7,614,441 | 9,601,875 | 9,843,272 | 9,843,272 | 3,207,612 |
| | 565,968 | 854,613 | 867,925 | (166,793) | 819,154 | 204,325 | 0 | 2,483,569 | 0 | 2,354,540 | 0 | 367,879 | 609,275 | 0 | (6,635,660) |

**TDC District 3, Three Cent Special Revenue Fund - 119**

| Revenues: | | Fiscal Year 2015 Actual | Fiscal Year 2016 Actual | Fiscal Year 2017 Actual | Fiscal Year 2018 Actual | Fiscal Year 2019 Actual | Fiscal Year 2020 Actual | Fiscal Year 2021 Adopted | Fiscal Year 2021 Actual | Fiscal Year 2022 Adopted | Fiscal Year 2022 Actual | Fiscal Year 2023 Adopted | Fiscal Year 2023 YTD | Fiscal Year 2023 Estimated | Fiscal Year 2024 Proposed | Fiscal Year 2024 Estimated |
|---|---|---|---|---|---|---|---|---|---|---|---|---|---|---|---|---|
| Taxes | | 2,617,059 | 2,913,297 | 2,848,466 | 2,125,105 | 3,147,918 | 2,932,163 | 2,423,225 | 5,150,532 | 3,247,888 | 6,191,651 | 4,341,500 | 3,557,593 | 5,626,000 | 5,558,300 | 5,558,300 |
| Interest Earnings | | 4,515 | 8,861 | 18,969 | 30,989 | 109,344 | 87,712 | 0 | 10,674 | | (65,344) | 0 | 201,806 | 284,903 | 0 | 0 |
| Miscellaneous Rev | | 0 | 0 | 0 | 0 | 0 | 0 | 0 | 0 | | 0 | 0 | 0 | 0 | 0 | 0 |
| Transfers In | | 42,955 | 46,340 | 47,095 | 21,569 | 28,846 | 26,932 | 0 | 54,880 | | 61,378 | 0 | 0 | 50,000 | 0 | 0 |
| Less 5% | | | | | | | 0 | (121,161) | 0 | (162,394) | | (217,075) | | | (277,915) | 0 |
| Subtotal | | 2,664,528 | 2,968,498 | 2,914,530 | 2,177,662 | 3,286,109 | 3,046,807 | 2,302,064 | 5,216,086 | 3,085,494 | 6,187,684 | 4,124,425 | 3,759,399 | 5,960,903 | 5,280,385 | 5,558,300 |
| Fund Bal Fwd | | | | | | | 0 | 2,264,684 | | 2,239,359 | | 3,329,621 | | | 6,913,575 | 0 |
| Fund Bal Fwd-Emergency | | | | | | | | | | | | | | | | |
| **Total** | | **2,664,528** | **2,968,498** | **2,914,530** | **2,177,662** | **3,286,109** | **3,046,807** | **4,566,748** | **5,216,086** | **5,324,853** | **6,187,684** | **7,454,046** | **3,759,399** | **5,960,903** | **12,193,960** | **5,558,300** |
| **Appropriations:** | | | | | | | | | | | | | | | | |
| Admin Svcs | 79003 | 12,018 | 3,359 | 1,347 | 1,443 | 21,981 | 38,833 | 123,408 | 111,898 | 146,151 | 113,850 | 205,617 | 33,812 | 112,874 | 352,224 | 352,224 |
| Information Svs | 79010 | 168,000 | 168,000 | 168,000 | 168,000 | 168,000 | 176,400 | 176,400 | 176,400 | 176,400 | 176,400 | 176,400 | 102,900 | 176,400 | 176,400 | 176,400 |
| Promo & Advertisment | 79020 | 1,465,305 | 1,301,367 | 1,692,741 | 1,309,937 | 1,738,312 | 1,151,144 | 1,273,673 | 1,209,075 | 2,398,535 | 2,319,551 | 4,282,630 | 2,891,458 | 4,082,058 | 1,642,231 | 1,642,231 |
| Special Events | 79030 | 56,214 | 55,648 | 14,800 | 32,859 | 19,871 | 63,256 | 26,000 | | 0 | | 17,200 | 10,000 | 10,000 | | |
| Bricks & Mortar | 79040 | 380,667 | 569,154 | 153,361 | 815,860 | 505,196 | 1,394,124 | 2,953,672 | 1,221,549 | 2,590,172 | 491,926 | 400 | | | 2,258,951 | 2,258,951 |
| Economic/Natural Disaster - Fund 119 | 79041 | | | | | | | | | | | 500,000 | | 250,000 | 500,000 | 500,000 |
| Not For Profit & Municipality Project | 79042 | | | | | | | | | | | 2,258,204 | 353,350 | 706,700 | 1,494,755 | 1,494,755 |
| Special Public Facilities Projects | 86543 | | | | | | | | | | | | | | 5,755,804 | 5,755,804 |
| County Capital Projects | 79043 | | | | | | | | | | 717,824 | | | | | |
| **Total Other** | | **2,082,204** | **2,097,529** | **2,030,249** | **2,328,099** | **2,453,360** | **2,823,758** | **4,553,153** | **2,718,922** | **5,311,258** | **3,819,550** | **7,440,451** | **3,391,520** | **5,338,032** | **12,180,365** | **12,180,365** |
| Cash Balance | | | | | | | | | | | | | | | | |
| Transfers Out | 86533 | 16,356 | 16,356 | 16,356 | 16,356 | 13,595 | 18,724 | 13,595 | 13,595 | 13,595 | 13,595 | 13,595 | | 13,595 | 13,595 | 13,595 |
| Contingency | | | | | | | | | | | | | | | | |
| **Total Misc** | | 16,356 | 16,356 | 16,356 | 16,356 | 13,595 | 18,724 | 13,595 | 13,595 | 13,595 | 13,595 | 13,595 | 0 | 13,595 | 13,595 | 13,595 |
| **Total** | | **2,098,560** | **2,113,885** | **2,046,605** | **2,344,455** | **2,466,955** | **2,842,482** | **4,566,748** | **2,732,517** | **5,324,853** | **3,833,145** | **7,454,046** | **3,391,520** | **5,351,627** | **12,193,960** | **12,193,960** |

# Fund 120:

# TDC District 4 Third Cent

**MONROE COUNTY, FLORIDA - BOARD OF COUNTY COMMISSIONERS**

**BUDGETED REVENUE ANALYSIS**

**TDC DISTRICT FOUR THREE CENT - 120 Long Key Bridge to MM 90.939**

**FOR THE BUDGET YEAR ENDING SEPTEMBER 30, 2024**

**6/27/2023 13:39**

| | Fiscal Year 2024 Proposed | Fiscal Year 2023 Estimated | Fiscal Year 2023 YTD | Fiscal Year 2023 Adopted | Fiscal Year 2022 Actual | Fiscal Year 2022 Adopted | Fiscal Year 2021 Actual | Fiscal Year 2021 Adopted | Fiscal Year 2020 Actual | Fiscal Year 2019 Actual | Fiscal Year 2018 Actual | Fiscal Year 2017 Actual | Fiscal Year 2016 Actual | Fiscal Year 2015 Actual | Fiscal Year 2014 Actual |
|---|---|---|---|---|---|---|---|---|---|---|---|---|---|---|---|
| **Revenues:** | | | | | | | | | | | | | | | |
| Tourist Develop. Tax - 2 Cent | | | | | | | 206,207 | | 121,295 | - | 70,705 | | | | |
| Tourist Develop. Tax - 3 Cent | 3,310,800 | 3,413,000 | 2,257,564 | 2,667,125 | 3,692,985 | 1,978,763 | 2,964,425 | 1,497,550 | 1,617,949 | 1,948,960 | 1,152,897 | 1,908,747 | 1,949,297 | 1,848,830 | 1,678,018 |
| **Total Taxes** | **3,310,800** | **3,413,000** | **2,257,564** | **2,667,125** | **3,692,985** | **1,978,763** | **3,170,633** | **1,497,550** | **1,739,244** | **1,948,960** | **1,223,602** | **1,908,747** | **1,949,297** | **1,848,830** | **1,678,018** |
| Services Tax Coll - Excess Fees | | | | | | | | | | | | | | | |
| Services Clk Circt - Excess Fees | | | | | | | | | | | | | | | |
| **Charges for Services** | **0** | **0** | **0** | **0** | **0** | **0** | **0** | **0** | **0** | **0** | **0** | **0** | **0** | **0** | **0** |
| Interest Income | | 176,118 | 124,750 | | (40,687) | | 6,164 | | 46,562 | 58,859 | 14,765 | 10,014 | 5,132 | 3,484 | 3,248 |
| Interest-Tax Collector | | 5,838 | 4,135 | | 8 | | 396 | | 1,132 | 2,893 | 1,592 | 989 | 7 | 4,822 | 68 |
| **Total Investment Income** | **-** | **181,955** | **128,885** | **0** | **(40,678)** | **0** | **6,560** | **0** | **47,694** | **61,752** | **16,357** | **11,002** | **5,139** | **8,306** | **3,316** |
| Other Miscellaneous Revenue | | | | | | | 0 | | 0 | | | | | | 3,723 |
| Settlements | | | | | | | 0 | | 0 | | | | | | |
| **Total Misc. Revenue** | **0** | **0** | **0** | **0** | **0** | **0** | **0** | **0** | **0** | **0** | **0** | **0** | **0** | **0** | **3,723** |
| **Subtotal Revenue** | **3,310,800** | **3,594,955** | **2,386,449** | **2,667,125** | **3,652,306** | **1,978,763** | **3,177,194** | **1,497,550** | **1,786,938** | **2,010,713** | **1,239,958** | **1,919,750** | **1,954,436** | **1,857,135** | **1,685,057** |
| TRSF IN CLK TO BCC-EXCES | | | | | | | 0 | | 0 | | | | | | 17,135 |
| TRSF IN TC EXCESS FEES | | 30,000 | | | 36,317 | | 33,386 | | 16,293 | 17,746 | 12,182 | 31,669 | 30,820 | 25,567 | 9,691 |
| **Total TRSF FM CONST'L OFFICE** | **0** | **30,000** | **0** | **0** | **36,317** | **0** | **33,386** | **0** | **16,293** | **17,746** | **12,182** | **31,669** | **30,820** | **25,567** | **26,826** |
| **Fund Balance Forward** | 3,845,559 | | | 2,452,164 | | 1,442,992 | | 1,179,620 | | | | | | | |
| **Fund Bal Forward TDC Emerg** | | | | | | | | | | | | | | | |
| **(LESS 5% Florida Statute)** | (165,540) | | | (133,356) | | (98,938) | | (74,878) | | | | | | | |
| **Total TDC Dist. Four 3 Cent** | **6,990,819** | **3,624,955** | **2,386,449** | **4,985,933** | **3,688,623** | **3,322,817** | **3,210,579** | **2,602,292** | **1,803,231** | **2,028,459** | **1,252,140** | **1,951,419** | **1,985,256** | **1,882,702** | **1,711,884** |

**FUND 120 TDC DISTRICT 4, 3 CENT**
**Fund Balance Forward Calculation**

| Fiscal Year | 2015 Actual | 2016 Actual | 2017 Actual | 2018 Actual | 2019 Actual | 2020 Actual | 2021 Adopted | 2021 Actual | 2022 Adopted | 2022 Actual | 2023 Adopted | 2023 YTD | 2023 Estimate | 2024 Proposed | 2024 Estimated |
|---|---|---|---|---|---|---|---|---|---|---|---|---|---|---|---|
| Audited Fund Balance Prior Year | 1,269,419 | 1,173,812 | 1,580,882 | 1,970,462 | 1,948,943 | 2,024,801 | 2,499,251 | 2,499,251 | 2,553,663 | 4,341,974 | 5,461,227 | 5,952,457 | 5,952,457 | 7,886,800 | 7,886,800 |
| Revenue | 1,882,702 | 1,985,256 | 1,951,419 | 1,252,141 | 2,028,458 | 1,803,231 | 2,602,292 | 3,210,579 | 3,322,817 | 3,688,623 | 4,985,933 | 2,386,449 | 3,624,955 | 6,990,819 | 3,310,800 |
| Expense | 1,978,310 | 1,578,185 | 1,561,839 | 1,273,660 | 1,952,600 | 1,328,781 | 2,602,292 | 1,367,856 | 3,322,817 | 2,078,140 | 4,985,933 | 418,553 | 1,690,612 | 6,990,819 | 6,390,819 |
| Estimated Ending Fund Balance | 1,173,812 | 1,580,882 | 1,970,462 | 1,948,943 | 2,024,801 | 2,499,251 | 2,499,251 | 4,341,974 | 2,553,663 | 5,952,457 | 5,461,226 | 7,920,352 | 7,886,800 | 7,886,800 | 4,806,781 |
| | (95,607) | 407,070 | 389,580 | (21,519) | 75,858 | 474,450 | 0 | 1,842,723 | 0 | 1,610,483 | 0 | 1,967,896 | 1,934,343 | 0 | (3,080,019) |

**TDC District 4, Three Cent Special Revenue Fund - 120**

| Revenues: | | Fiscal Year 2015 Actual | Fiscal Year 2016 Actual | Fiscal Year 2017 Actual | Fiscal Year 2018 Actual | Fiscal Year 2019 Actual | Fiscal Year 2020 Actual | Fiscal Year 2021 Adopted | Fiscal Year 2021 Actual | Fiscal Year 2022 Adopted | Fiscal Year 2022 Actual | Fiscal Year 2023 Adopted | Fiscal Year 2023 YTD | Fiscal Year 2023 Estimate | Fiscal Year 2024 Proposed | Fiscal Year 2024 Estimated |
|---|---|---|---|---|---|---|---|---|---|---|---|---|---|---|---|---|
| Taxes | | 1,848,830 | 1,949,297 | 1,908,747 | 1,223,602 | 1,948,960 | 1,739,244 | 1,497,550 | 3,170,633 | 1,978,763 | 3,692,985 | 2,667,125 | 2,257,564 | 3,413,000 | 3,310,800 | 3,310,800 |
| Interest Earnings | | 8,306 | 5,139 | 11,003 | 16,357 | 61,752 | 47,694 | 0 | 6,560 | | (40,678) | 0 | 128,885 | 181,955 | 0 | 0 |
| Miscellaneous Rev | | 0 | 0 | 0 | 0 | 0 | 0 | 0 | 0 | | 0 | 0 | 0 | 0 | 0 | 0 |
| Transfers In | | 25,567 | 30,820 | 31,669 | 12,182 | 17,746 | 16,293 | 0 | 33,386 | | 36,317 | 0 | 0 | 30,000 | 0 | 0 |
| Less 5% | | 0 | 0 | | | | 0 | (74,878) | 0 | (98,938) | | (133,356) | | | (165,540) | 0 |
| Subtotal | | 1,882,702 | 1,985,256 | 1,951,419 | 1,252,141 | 2,028,458 | 1,803,231 | 1,422,672 | 3,210,579 | 1,879,825 | 3,688,623 | 2,533,769 | 2,386,449 | 3,624,955 | 3,145,260 | 3,310,800 |
| Fund Bal Fwd | | 0 | 0 | | | | 0 | 1,179,620 | 0 | 1,442,992 | | 2,452,164 | | | 3,845,559 | |
| Fund Bal Fwd-Emergency | | 0 | 0 | | | | 0 | | 0 | | | | | | | |
| **Total** | | **1,882,702** | **1,985,256** | **1,951,419** | **1,252,141** | **2,028,458** | **1,803,231** | **2,602,292** | **3,210,579** | **3,322,817** | **3,688,623** | **4,985,933** | **2,386,449** | **3,624,955** | **6,990,819** | **3,310,800** |
| **Appropriations:** | | | | | | | | | | | | | | | | |
| Admin Svcs | 70003 | 9,890 | 3,161 | 870 | 12,182 | 12,255 | 25,859 | 65,067 | 69,051 | 86,682 | 69,447 | 136,576 | 3,476 | 69,249 | 196,723 | 196,723 |
| Information Svs | 70010 | 157,500 | 157,500 | 157,500 | 157,500 | 157,500 | 165,375 | 165,375 | 165,375 | 165,375 | 165,325 | 165,375 | 27,563 | 165,375 | 165,375 | 165,375 |
| Promo & Advertisment | 70020 | 1,365,353 | 1,195,174 | 1,217,094 | 869,708 | 1,024,235 | 942,226 | 961,818 | 901,166 | 1,371,337 | 1,318,022 | 2,279,165 | 387,514 | 547,079 | 785,615 | 785,615 |
| Special Events | 70030 | 98,489 | 28,921 | 73,418 | 61,919 | 25,880 | 0 | 37,249 | 22,076 | 24,300 | | 137,700 | | 68,850 | 50,000 | 50,000 |
| Bricks & Mortar | 70040 | 335,054 | 181,407 | 100,695 | 160,078 | 718,363 | 182,319 | 1,359,781 | 197,187 | 1,662,121 | 333,844 | | | | 1,367,712 | 1,367,712 |
| Not For Profit & Municipality | 70041 | | | | | | | | | | | 1,654,115 | | 827,058 | 816,015 | 816,015 |
| County Capital Projects | 70044 | | | | | | | | | | 178,500 | | | | 0 | 0 |
| Economic/Natural Disaster | 70045 | | | | | | | | | | | 600,000 | | | 600,000 | 0 |
| Special Public Facilities Projects | 86576 | | | | | | | | | | | | | | 2,996,377 | 2,996,377 |
| **Total Other** | | **1,966,287** | **1,566,162** | **1,549,577** | **1,261,387** | **1,938,233** | **1,315,779** | **2,589,290** | **1,354,854** | **3,309,815** | **2,065,138** | **4,972,931** | **418,553** | **1,677,610** | **6,977,817** | **6,377,817** |
| Cash Balance | | | | | | | | | | | | | | | | |
| Transfers Out | 86534 | 12,023 | 12,023 | 12,262 | 12,273 | 14,367 | 13,002 | 13,002 | 13,002 | 13,002 | 13,002 | 13,002 | | 13,002 | 13,002 | 13,002 |
| Contingency | | | | | | | | | | | | | | | | |
| **Total Misc** | | 12,023 | 12,023 | 12,262 | 12,273 | 14,367 | 13,002 | 13,002 | 13,002 | 13,002 | 13,002 | 13,002 | 0 | 13,002 | 13,002 | 13,002 |
| **Total** | | **1,978,310** | **1,578,185** | **1,561,839** | **1,273,660** | **1,952,600** | **1,328,781** | **2,602,292** | **1,367,856** | **3,322,817** | **2,078,140** | **4,985,933** | **418,553** | **1,690,612** | **6,990,819** | **6,390,819** |

# Fund 121:

# TDC District 5 Third Cent

**MONROE COUNTY, FLORIDA - BOARD OF COUNTY COMMISSIONERS**
**BUDGETED REVENUE ANALYSIS**
**TDC DISTRICT FIVE THREE CENT - 121 MM 90.939 to Dade Co. line**
**FOR THE BUDGET YEAR ENDING SEPTEMBER 30, 2024**

**6/27/2023 15:44**

| | Fiscal Year 2024 Proposed | Fiscal Year 2023 Estimated | Fiscal Year 2023 YTD | Fiscal Year 2023 Adopted | Fiscal Year 2022 Actual | Fiscal Year 2022 Adopted | Fiscal Year 2021 Actual | Fiscal Year 2021 Adopted | Fiscal Year 2020 Actual | Fiscal Year 2019 Actual | Fiscal Year 2018 Actual | Fiscal Year 2017 Actual | Fiscal Year 2016 Actual | Fiscal Year 2015 Actual | Fiscal Year 2014 Actual |
|---|---|---|---|---|---|---|---|---|---|---|---|---|---|---|---|
| **Revenues:** | | | | | | | | | | | | | | | |
| Tourist Develop. Tax - 2 Cent | | | | | | | 324,724 | | 178,822 | - | 102,975 | | | | |
| Tourist Develop. Tax - 3 Cent | 4,820,500 | 4,780,000 | 3,147,130 | 3,721,625 | 5,357,073 | 2,686,611 | 4,152,293 | 2,110,600 | 2,272,854 | 2,811,254 | 2,243,107 | 2,370,304 | 2,215,435 | 2,103,550 | 1,836,542 |
| **Total Taxes** | **4,820,500** | **4,780,000** | **3,147,130** | **3,721,625** | **5,357,073** | **2,686,611** | **4,477,016** | **2,110,600** | **2,451,677** | **2,811,254** | **2,346,081** | **2,370,304** | **2,215,435** | **2,103,550** | **1,836,542** |
| Services Tax Coll - Excess Fees | | | | | | | | | | | | | | | |
| Services Clk Circt - Excess Fees | | | | | | | | | | | | | | | |
| **Charges for Services** | **0** | **0** | **0** | **0** | **0** | **0** | **0** | **0** | **0** | **0** | **0** | **0** | **0** | **0** | **0** |
| Interest Income | | 234,415 | 166,044 | | (54,464) | | 6,375 | | 67,264 | 80,151 | 19,413 | 11,209 | 6,578 | 3,402 | 2,284 |
| Interest Tax Collector | | 7,399 | 5,241 | | 11 | | 501 | | 1,435 | 3,667 | 2,018 | 1,253 | 0 | 5,500 | 86 |
| **Total Interest Income** | **0** | **241,814** | **171,285** | **0** | **(54,453)** | **0** | **6,876** | **0** | **68,698** | **83,818** | **21,431** | **12,462** | **6,578** | **8,902** | **2,369** |
| Miscellaneous | | | | | 1 | | 7 | | (1) | | | | | | |
| Settlements | | | | | | | | | | | | | | | |
| Trfs FM Grant Fund-125 | | | | | | | 4,378 | | | | | | | | |
| **Total Misc. Revenue** | **0** | **0** | **0** | **0** | **1** | **0** | **4,385** | **0** | **(1)** | **0** | **0** | **0** | **0** | **0** | **0** |
| **Subtotal Revenue** | **4,820,500** | **5,021,814** | **3,318,415** | **3,721,625** | **5,302,621** | **2,686,611** | **4,488,277** | **2,110,600** | **2,520,375** | **2,895,072** | **2,367,512** | **2,382,767** | **2,222,013** | **2,112,451** | **1,838,911** |
| TRSF IN CLK TO BCC-EXCES | | | | | | | 0 | | 0 | | | | | | 18,778 |
| TRSF IN TC EXCESS FEES | | | | | 52,537 | | 46,526 | | 21,991 | 25,062 | 23,599 | 38,522 | 34,762 | 29,318 | 10,812 |
| **Total TRSF FM CONST'L OFFICE** | **0** | **0** | **0** | **0** | **52,537** | **0** | **46,526** | **0** | **21,991** | **25,062** | **23,599** | **38,522** | **34,762** | **29,318** | **29,590** |
| **Fund Balance Forward** | 4,794,999 | | | 4,322,334 | | 2,440,382 | | 2,444,169 | | | | | | | |
| **Fund Bal Fwd TDC Emerg** | | | | | | | | | | | | | | | |
| **(LESS 5% Florida Statute)** | (241,025) | | | (186,081) | | (134,331) | | (105,530) | | | | | | | |
| **Total TDC Dist. Four 3 Cent** | **9,374,474** | **5,021,814** | **3,318,415** | **7,857,878** | **5,355,158** | **4,992,662** | **4,534,803** | **4,449,239** | **2,542,365** | **2,920,134** | **2,391,111** | **2,421,289** | **2,256,775** | **2,141,769** | **1,868,501** |

**FUND 121 TDC DISTRICT 5, 3 CENT**

**Fund Balance Forward Calculation**

| Fiscal Year | 2015 Actual | 2016 Actual | 2017 Actual | 2018 Actual | 2019 Actual | 2020 Actual | 2021 Adopted | 2021 Actual | 2022 Adopted | 2022 Actual | 2023 Adopted | 2023 YTD | 2023 Estimated | 2024 Proposed | 2024 Estimate |
|---|---|---|---|---|---|---|---|---|---|---|---|---|---|---|---|
| Audited Fund Balance Prior Year | 1,075,075 | 1,512,303 | 1,897,983 | 1,881,997 | 2,514,777 | 3,165,705 | 3,593,015 | 3,593,015 | 3,336,412 | 5,849,991 | 7,337,811 | 8,079,586 | 8,079,586 | 8,058,387 | 8,058,387 |
| Revenue | 2,141,769 | 2,256,775 | 2,421,289 | 2,391,111 | 2,920,134 | 2,542,365 | 4,449,239 | 4,534,803 | 4,992,662 | 5,355,158 | 7,857,878 | 3,318,415 | 5,021,814 | 9,374,474 | 4,629,475 |
| Expense | 1,704,541 | 1,871,095 | 2,437,275 | 1,758,331 | 2,269,207 | 2,115,055 | 4,449,239 | 2,277,827 | 4,992,662 | 3,125,563 | 7,857,878 | 3,489,610 | 5,043,013 | 9,374,474 | 8,147,066 |
| Estimated Ending Fund Balance | 1,512,303 | 1,897,983 | 1,881,997 | 2,514,777 | 3,165,705 | 3,593,015 | 3,593,015 | 5,849,991 | 3,336,412 | 8,079,586 | 7,337,811 | 7,908,391 | 8,058,387 | 8,058,387 | 4,540,796 |
| | 437,228 | 385,680 | (15,986) | 632,780 | 650,928 | 427,310 | 0 | 2,256,976 | 0 | 2,229,595 | (0) | (171,196) | (21,199) | 0 | (3,517,591) |

**TDC District 5, Three Cent Special Revenue Fund - 121**

| Revenues: | | Fiscal Year 2015 Actual | Fiscal Year 2016 Actual | Fiscal Year 2017 Actual | Fiscal Year 2018 Actual | Fiscal Year 2019 Actual | Fiscal Year 2020 Actual | Fiscal Year 2021 Adopted | Fiscal Year 2021 Actual | Fiscal Year 2022 Adopted | Fiscal Year 2022 Actual | Fiscal Year 2023 Adopted | Fiscal Year 2023 YTD | Fiscal Year 2023 Estimated | Fiscal Year 2024 Proposed | Fiscal Year 2024 Estimated |
|---|---|---|---|---|---|---|---|---|---|---|---|---|---|---|---|---|
| Taxes | | 2,103,550 | 2,215,435 | 2,370,304 | 2,346,081 | 2,811,254 | 2,451,677 | 2,110,600 | 4,477,016 | 2,686,611 | 5,357,073 | 3,721,625 | 3,147,130 | 4,780,000 | 4,820,500 | 4,579,475 |
| Interest Earnings | | 8,902 | 6,578 | 12,462 | 21,431 | 83,818 | 68,698 | 0 | 6,876 | | (54,453) | 0 | 171,285 | 241,814 | 0 | 50,000 |
| Miscellaneous Rev | | 0 | 0 | 0 | 0 | 0 | (1) | 0 | 4,385 | | 1 | 0 | 0 | 0 | 0 | 0 |
| Transfers In | | 29,318 | 34,762 | 38,522 | 23,599 | 25,062 | 21,991 | 0 | 46,526 | | 52,537 | 0 | 0 | 0 | 0 | 0 |
| Less 5% | | 0 | 0 | 0 | 0 | 0 | 0 | (105,530) | 0 | (134,331) | | (186,081) | | 0 | (241,025) | 0 |
| Subtotal | | 2,141,769 | 2,256,775 | 2,421,289 | 2,391,111 | 2,920,134 | 2,542,365 | 2,005,070 | 4,534,803 | 2,552,280 | 5,355,158 | 3,535,544 | 3,318,415 | 5,021,814 | 4,579,475 | 4,629,475 |
| Fund Bal Fwd | | | | | | | | 2,444,169 | | 2,440,382 | | 4,322,334 | | | 4,794,999 | |
| Fund Bal Fwd-Emergency | | | | | | | | | | | | | | | | |
| Total | | 2,141,769 | 2,256,775 | 2,421,289 | 2,391,111 | 2,920,134 | 2,542,365 | 4,449,239 | 4,534,803 | 4,992,662 | 5,355,158 | 7,857,878 | 3,318,415 | 5,021,814 | 9,374,474 | 4,629,475 |
| **Appropriations:** | | | | | | | | | | | | | | | | |
| Admin Svcs | 71003 | 11,424 | 2,461 | 539 | 573 | 1,712 | 45,695 | 107,159 | 97,916 | 123,460 | 94,460 | 209,419 | 25,536 | 104,710 | 247,142 | 234,785 |
| Information Svs | 71010 | 149,100 | 149,100 | 149,100 | 149,100 | 149,100 | 156,555 | 156,555 | 156,555 | 156,555 | 156,555 | 156,555 | 91,324 | 156,555 | 156,555 | 148,727 |
| Promo & Advertisment | 71020 | 1,174,872 | 1,397,707 | 1,681,297 | 940,222 | 1,620,284 | 1,628,418 | 1,650,743 | 1,474,747 | 1,980,035 | 1,808,765 | 4,305,630 | 3,009,533 | 4,248,752 | 1,496,906 | 1,422,061 |
| Special Events | 71030 | 123,039 | 45,004 | 84,723 | 87,640 | 4,286 | 60,000 | 16,640 | | 0 | | 23,300 | 20,000 | 22,135 | 0 | 0 |
| Bricks & Mortar | 71040 | 208,683 | 239,399 | 484,191 | 543,372 | 467,507 | 198,069 | 2,491,824 | 522,291 | 2,706,294 | 274,607 | 1,595,640 | 211,416 | 298,470 | 978,643 | 929,711 |
| DAC V Capital Projects | 71041 | | | | | | | | | | | | | | 1,686,900 | 1,602,555 |
| Payroll Items | 71045 | | | | | | | | | | 66,050 | 136,016 | 70,992 | 100,224 | 339,149 | 322,192 |
| Economic/Natural Disaster - Fund 121 | 71047 | | | | | | | | | | | 800,000 | | | 800,000 | 0 |
| County Capital Projects | 71055 | | | | | | | | | | 698,809 | 500,000 | | | 500,000 | 475,000 |
| Beach Maintenance - Fund 121 | 71056 | | | | | | | | | | | 105,000 | 60,810 | 85,849 | 117,700 | 111,815 |
| Special Public Facilities Projects | 86577 | | | | | | | | | | | | | | 3,025,161 | 2,873,903 |
| Total Other | | 1,667,117 | 1,833,671 | 2,399,851 | 1,720,907 | 2,242,889 | 2,088,737 | 4,422,921 | 2,251,509 | 4,966,344 | 3,099,245 | 7,831,560 | 3,489,610 | 5,016,695 | 9,348,156 | 8,120,748 |
| Cash Balance | | | | | | | | | | | | | | | | |
| Transfers Out | 86535 | 37,424 | 37,424 | 37,424 | 37,424 | 26,318 | 26,318 | 26,318 | 26,318 | 26,318 | 26,318 | 26,318 | | 26,318 | 26,318 | 26,318 |
| Contingency | | | | | | | | | | | | | | | | |
| Total Misc | | 37,424 | 37,424 | 37,424 | 37,424 | 26,318 | 26,318 | 26,318 | 26,318 | 26,318 | 26,318 | 26,318 | 0 | 26,318 | 26,318 | 26,318 |
| Total | | 1,704,541 | 1,871,095 | 2,437,275 | 1,758,331 | 2,269,207 | 2,115,055 | 4,449,239 | 2,277,827 | 4,992,662 | 3,125,563 | 7,857,878 | 3,489,610 | 5,043,013 | 9,374,474 | 8,147,066 |

# Fund 130:

# Impact Fees Fund - Roadway

**MONROE COUNTY, FLORIDA - BOARD OF COUNTY COMMISSIONERS**
**BUDGETED REVENUE ANALYSIS**
**IMPACT FEES ROADWAYS - 130**
**FOR THE BUDGET YEAR ENDING SEPTEMBER 30, 2024**

| Revenues: | Fiscal Year 2024 Proposed Budget | Fiscal Year 2023 Estimate | Fiscal Year 2023 YTD | Fiscal Year 2023 Adopted Budget | Fiscal Year 2022 Actual | Fiscal Year 2022 Adopted Budget | Fiscal Year 2021 Actual | Fiscal Year 2021 Adopted Budget | Fiscal Year 2020 Actual | Fiscal Year 2019 Actual | Fiscal Year 2018 Actual | Fiscal Year 2017 Actual | Fiscal Year 2016 Actual | Fiscal Year 2015 Actual | Fiscal Year 2014 Actual | Fiscal Year 2013 Actual |
|---|---|---|---|---|---|---|---|---|---|---|---|---|---|---|---|---|
| Misc Interest District 1 | 2,000 | | | 2,000 | | 2,000 | | 2,000 | | 4,255 | 957 | 1,946 | 0 | 0 | 187 | 679 |
| Misc Interest District 2 | 6,000 | | | 6,000 | | 6,000 | | 6,000 | | 36,608 | 10,665 | 0 | 0 | 0 | 4,180 | 1,328 |
| Misc Interest District 3 | 2,000 | | | 2,000 | | 2,000 | | 2,000 | | 2,327 | 297 | 1,137 | 0 | 0 | 8,354 | 4,647 |
| Misc Interest Key Colony Beach | 500 | | | 500 | | 500 | | 500 | | 1,232 | 360 | 575 | | | 143 | 45 |
| Interest Earnings | | 17,416 | 17,416 | | (10,439) | | 3,673 | | 35,155 | (2,251) | 0 | 2,821 | 9,546 | 8,651 | (1,937) | 7,898 |
| Countywide Interest | | | | 25 | | 25 | | 25 | | 664 | 12,802 | 3,686 | | | 1,849 | 579 |
| **Total Interest Revenue** | **10,500** | **17,416** | **17,416** | **10,525** | **(10,439)** | **10,525** | **3,673** | **10,525** | **35,155** | **42,835** | **25,082** | **10,166** | **9,546** | **8,651** | **12,777** | **15,176** |
| Misc Impact Fees Roads District 1 | 20,000 | 20,000 | 15,858 | 40,000 | 33,103 | 40,000 | 69,469 | 40,000 | 22,898 | 39,888 | 33,453 | 36,816 | 72,049 | 77,824 | 68,598 | 32,267 |
| Misc Impact Fees Roads District 2 | 2,500 | 2,500 | 1,899 | 5,000 | 3,798 | 5,000 | 1,899 | 6,000 | 5,697 | 3,165 | 5,697 | 5,697 | 4,431 | 2,532 | 633 | 1,266 |
| Misc Impact Fees Roads District 3 | 20,000 | 20,000 | 13,800 | 65,000 | 32,299 | 65,000 | 37,770 | 60,000 | 79,908 | 63,562 | 44,734 | 76,685 | 50,014 | 49,857 | 101,623 | 38,822 |
| Misc Impact Fees Roads District 4 | | | | | | | | | | | | | | | | |
| **Total Impact Fees** | **42,500** | **42,500** | **31,557** | **110,000** | **69,200** | **110,000** | **109,138** | **106,000** | **108,504** | **106,616** | **83,885** | **119,198** | **126,494** | **130,213** | **170,854** | **72,355** |
| Trsf in fm Fund 304- CR905 Bike | | | | | | 0 | | 0 | | | **0** | **0** | **36,555** **0** | **0** | 190,354 | |
| **Subtotal Revenues** | **53,000** | **59,916** | **48,973** | **120,525** | **58,761** | **120,525** | **112,811** | **116,525** | **143,659** | **149,451** | **108,966** | **129,364** | **172,594** | **138,864** | **373,986** | **87,530** |
| **Fund Balance Forward all dist.** | **669,842** | | | **684,344** | | **516,069** | | **1,301,577** | | | | | | | | |
| **(LESS 5% Florida Statute)** | **(2,650)** | | | **(6,026)** | | **(6,026)** | | **(5,826)** | | | | | | | | |
| **Total Impact Fees Roadways** | **720,192** | **59,916** | **48,973** | **798,843** | **58,761** | **630,568** | **112,811** | **1,412,276** | **143,659** | **149,451** | **108,966** | **129,364** | **172,594** | **138,864** | **373,986** | **87,530** |

**IMPACT FEES ROADWAYS - 130 Fund Balance Calculation**

| Fiscal Year<br>6/28/2023 16:02 | 2014 Actual | 2015 Actual | 2016 Actual | 2017 Actual | 2018 Actual | 2019 Actual | 2020 Actual | 2021 Budget | 2021 Actual | 2022 Budget | 2022 Actual | 2023 Budget | 2023 YTD | 2023 Estm | 2024 Proposed | 2024 Estimate |
|---|---|---|---|---|---|---|---|---|---|---|---|---|---|---|---|---|
| **Audited Begin Fund Balance** | **5,314,784** | **3,218,283** | **1,365,592** | **1,371,933** | **1,423,814** | **1,532,781** | **1,682,231** | 1,533,733 | 1,533,733 | 1,188,257 | 1,188,257 | 721,027 | 922,135 | 922,135 | 723,917 | 723,917 |
| **Revenue** | **373,986** | **138,864** | **172,594** | **129,364** | **108,966** | **149,451** | **143,659** | 1,412,276 | 112,811 | 630,568 | 58,761 | 798,843 | 48,973 | 59,916 | 720,192 | 42,225 |
| **Expense** | **2,470,487** | **1,991,555** | **166,253** | **77,483** | **0** | **0** | **292,158** | 1,412,276 | **458,286** | 630,568 | 324,883 | 798,843 | 215,633 | 258,134 | 720,192 | 720,892 |
| **Estm Ending Fund Balance** | **3,218,283** | **1,365,592** | **1,371,933** | **1,423,814** | **1,532,781** | **1,682,231** | **1,533,733** | 1,533,733 | **1,188,257** | 1,188,257 | 922,135 | 721,027 | 755,475 | 723,917 | 723,917 | 45,250 |
| Difference | (2,096,501) | (1,852,691) | 6,341 | 51,881 | 108,966 | 149,451 | (148,499) | 0 | (345,475) | (0) | (266,122) | (0) | (166,661) | (198,218) | 0 | (678,667) |

| District FB Forward Calculation | Audited FY19 Fund Bal | FY20 Actual Revenue | FY20 Actual Expend | Audited FY20 Fund Bal | FY21 Actual Revenue | FY21 Actual Expend | Audited FY21 Fund Bal | FY22 Actual Revenue | FY22 Actual Expend | Audited FY22 Fund Bal | FY23 Estimated Revenue | FY23 Estimated Expend | Estimated FY23 Ending FB |
|---|---|---|---|---|---|---|---|---|---|---|---|---|---|
| **District 1 (inc Cudjoe Gardens)** | **188,810** | **22,898** | 14,378 | **197,331** | **69,469** | 21,946 | **244,854** | **33,103** | 35,681 | **242,276** | **15,858** | 258,134 | **(0)** |
| **District 2 (inc Bimini Bridge)** | **1,284,253** | **5,697** | 277,780 | **1,012,170** | **1,899** | 436,340 | **577,729** | **3,798** | 289,202 | **292,325** | **1,899** | 0 | **294,224** |
| **District 3 (inc Shared Bike Path&CR905 Bike Lanes)** | **145,009** | **79,908** | 0 | **224,917** | **37,770** | 0 | **262,687** | **32,299** | 0 | **294,986** | **13,800** | 0 | **308,786** |
| **District KCB** | **43,133** | | 0 | **43,133** | **0** | 0 | **43,133** | **0** | 0 | **43,133** | **0** | 0 | **43,133** |
| **District Countywide** | **23,279** | | 0 | **23,279** | **0** | 0 | **23,279** | **0** | 0 | **23,279** | **0** | 0 | **23,279** |
| **Interest Earned** | **(2,253)** | 35,155 | | **32,902** | 3,673 | | **36,576** | (10,439) | | **26,137** | **17,416** | 0 | **43,553** |
| **Total** | **1,682,230** | **143,659** | **292,158** | **1,533,731** | **112,811** | **458,286** | **1,188,257** | **58,761** | **324,883** | **922,135** | **48,973** | **258,134** | **712,974** |

| Appropriations:<br>Operating | Cost Ctr | Actual FY14 | Actual FY15 | Actual FY16 | Actual FY17 | Actual FY18 | Actual FY19 | Actual FY20 | Budget FY21 | Actual FY21 | Budget FY22 | Actual FY22 | Budget FY23 | YTD FY23 | 2023 Estm | 2024 Proposed | 2024 Estimate |
|---|---|---|---|---|---|---|---|---|---|---|---|---|---|---|---|---|---|
| **District Countywide** | 29000 | 0 | 0 | 0 | 0 | 0 | 0 | 0 | 22,162 | 0 | 22,162 | | 23,303 | | - | 23,279 | 23,279 |
| **District 1** | 29001 | 29,728 | 0 | 73,983 | 77,483 | 0 | 0 | 0 | 114,630 | 0 | 158,223 | | 25,419 | | - | 20,900 | 20,900 |
| **Cudjoe Gardens Trail** | 29018 | | | | | | | 14,378 | | 21,946 | 58,402 | 35,681 | 259,602 | 215,633 | 258,134 | | |
| **District 2** | 29002 | 0 | 0 | 0 | 0 | 0 | 0 | 0 | 48,480 | 0 | 16,483 | | 58,824 | | - | 302,299 | 302,999 |
| **Truman Bridge** | 29012 | 0 | 0 | 0 | 0 | 0 | 0 | 0 | 929,520 | 0 | | | | | | | |
| **Bimini Drive** | 29017 | | | | | | | 277,780 | | 436,340 | | 289,202 | | | | | |
| **District 3** | 29003 | 0 | 0 | 0 | 0 | 0 | 0 | 0 | 255,558 | 0 | 333,372 | | 388,087 | | - | 329,686 | 329,686 |
| **Dist 3 Shared Use Path** | 29014 | (114,267) | 329,305 | | 0 | 0 | 0 | 0 | | 0 | | | | | | | |
| **Dist 3 Shared Use Path** | 86519 | | 1,053,021 | | 0 | 0 | 0 | 0 | 0 | 0 | | | | | | | |
| **Dist 3 CR905 Bike Lanes** | 29015 | 2,555,025 | 609,229 | 92,270 | 0 | 0 | 0 | 0 | 0 | 0 | | | | | | | |
| **District KCB** | 29004 | 0 | 0 | 0 | 0 | 0 | 0 | 0 | 41,926 | 0 | 41,926 | | 43,608 | | - | 44,028 | 44,028 |
| **Total** | | **2,470,487** | **1,991,555** | **166,253** | **77,483** | **0** | **0** | **292,158** | **1,412,276** | **458,286** | **630,568** | **324,883** | **798,843** | **215,633** | **258,134** | **720,192** | **720,892** |

# Fund 131:

# Impact Fees Fund – Parks & Rec

**MONROE COUNTY, FLORIDA - BOARD OF COUNTY COMMISSIONERS**
**BUDGETED REVENUE ANALYSIS**
**IMPACT FEES PARKS AND RECREATION - 131**
**FOR THE BUDGET YEAR ENDING SEPTEMBER 30, 2024**

| 6/28/2023 16:36 | Fiscal Year 2024 Proposed Budget | Fiscal Year 2023 Estimate | Fiscal Year 2023 YTD | Fiscal Year 2023 Adopted Budget | Fiscal Year 2022 Estimate | Fiscal Year 2022 Actual | Fiscal Year 2022 Adopted Budget | Fiscal Year 2021 Actual | Fiscal Year 2021 Adopted Budget | Fiscal Year 2020 Actual | Fiscal Year 2019 Actual | Fiscal Year 2018 Actual | Fiscal Year 2017 Actual | Fiscal Year Year 2016 Actual | Fiscal Year 2015 Actual | Fiscal Year 2014 Actual | Fiscal Year 2013 Actual | Fiscal Year 2012 Actual |
|---|---|---|---|---|---|---|---|---|---|---|---|---|---|---|---|---|---|---|
| **Revenues:** | | | | | | | | | | | | | | | | | | |
| Misc Interest District 1 | | | | 300 | | | 300 | | 300 | 5,158 | 8,075 | 0 | 1,012 | 0 | 0 | 360 | 90 | 293 |
| Misc Interest District 2 | | | | 600 | | | 600 | | 600 | 6,265 | 10,824 | 0 | 1,353 | 0 | 0 | 759 | 158 | 546 |
| Misc Interest District 3 | | | | 300 | | | 300 | | 300 | 4,999 | 1,596 | 0 | 748 | 0 | 0 | 249 | 297 | 996 |
| Interest Earnings | | 15,553 | 15,553 | | 1,140 | (8,451) | | 1,202 | | (217) | 216 | 5,983 | 0 | 2,487 | 1,456 | -261 | 763 | -43 |
| **Total Interest Revenue** | **0** | **15,553** | **15,553** | **1,200** | **1,140** | **(8,451)** | **1,200** | **1,202** | **1,200** | **16,205** | **20,711** | **5,983** | **3,113** | **2,487** | **1,456** | **1,106** | **1,308** | **1,792** |
| Imp Fees Parks & Rec Dist.1 | 10,000 | 8,500 | 8,500 | 18,000 | 17,100 | 10,540 | 18,000 | 16,660 | 20,000 | 11,560 | 20,740 | 16,320 | 16,660 | 46,520 | 38,845 | 15,980 | 13,260 | 6,800 |
| Imp Fees Parks & Rec Dist.2 | 1,000 | 1,020 | 1,020 | 1,200 | 1,140 | 2,040 | 1,200 | 1,020 | 1,200 | 3,060 | 1,700 | 3,400 | 3,060 | 2,380 | 1,020 | 340 | 680 | |
| Imp Fees Parks & Rec Dist.3 | 10,000 | 7,480 | 7,480 | 18,000 | 17,100 | 15,980 | 18,000 | 14,620 | 20,000 | 12,580 | 25,160 | 22,440 | 27,200 | 19,040 | 21,760 | 42,160 | 12,240 | 18,700 |
| **Total Impact Fees** | **21,000** | **17,000** | **17,000** | **37,200** | **35,340** | **28,560** | **37,200** | **32,300** | **41,200** | **27,200** | **47,600** | **42,160** | **46,920** | **67,940** | **61,625** | **58,480** | **26,180** | **25,500** |
| **Subtotal Revenues** | **21,000** | **32,553** | **32,553** | **38,400** | **36,480** | **20,109** | **38,400** | **33,502** | **42,400** | **43,405** | **68,311** | **48,143** | **50,033** | **70,427** | **63,081** | **59,586** | **27,488** | **27,292** |
| **Fund Bal Fwd District 1** | 292,624 | | | 290,684 | | | 235,556 | | 221,431 | | | | | | | | | |
| **Fund Bal Fwd District 2** | 304,813 | | | 302,893 | | | 257,068 | | 249,226 | | | | | | | | | |
| **Fund Bal Fwd District 3** | 242,972 | | | 247,172 | | | 228,805 | | 215,197 | | | | | | | | | |
| **(LESS 5% Florida Statute)** | (1,050) | | | (1,920) | | | (1,920) | | (2,120) | | | | | | | | | |
| **Total Impact Fees Parks & Rec.** | **860,359** | **32,553** | **32,553** | **877,229** | **36,480** | **20,109** | **757,909** | **33,502** | **726,134** | **43,405** | **68,311** | **48,143** | **50,033** | **70,427** | **63,081** | **59,586** | **27,488** | **27,292** |

**IMPACT FEES PARKS AND RECREATION - 131 Fund Balance Calculation**

| Fiscal Year<br>6/28/2023 16:36 | 2013 Actual | 2014 Actual | 2015 Actual | 2016 Actual | 2017 Actual | 2018 Actual | 2019 Actual | 2020 Actual | 2021 Budget | 2021 Actual | 2022 Budget | 2022 Actual | 2022 Estimate | 2023 Budget | 2023 YTD | 2023 Estimate | 2024 Proposed | 2024 Estimated |
|---|---|---|---|---|---|---|---|---|---|---|---|---|---|---|---|---|---|---|
| Audited Begin Fund Balance | 473,264 | 443,878 | 503,464 | 566,545 | 623,617 | 648,250 | 696,392 | 764,703 | 808,108 | 808,108 | 841,610 | 841,610 | 841,610 | 843,090 | 829,843 | 829,843 | 848,713 | 848,713 |
| Revenue | 27,488 | 59,586 | 63,081 | 70,427 | 50,033 | 48,143 | 68,311 | 43,405 | 726,134 | 33,502 | 757,909 | 20,109 | 36,480 | 877,229 | 32,553 | 32,553 | 860,359 | 21,000 |
| Expense | 56,874 | 0 | 0 | 13,355 | 25,400 | - | - | - | 726,134 | - | 757,909 | 31,877 | 35,000 | 877,229 | 7,149 | 13,683 | 860,359 | 860,349 |
| Estm Ending Fund Balance | 443,877 | 503,464 | 566,545 | 623,617 | 648,250 | 696,392 | 764,703 | 808,108 | 808,108 | 841,610 | 841,610 | 829,843 | 843,090 | 843,090 | 855,247 | 848,713 | 848,713 | 9,364 |
| Difference | (29,387) | 59,586 | 63,081 | 57,072 | 24,633 | 48,143 | 68,311 | 43,405 | 0 | 33,502 | (0) | (11,767) | 1,480 | (0) | 25,404 | 18,870 | - | (839,349) |

| District Fund Balance Calculation | Audited FY18 Fund Bal | FY19 Actual Revenue | FY19 Actual Expend | Audited FY19 Fund Bal | FY20 Actual Revenue | FY20 Actual Expend | Audited FY20 Fund Bal | FY21 Actual Revenue | FY21 Actual Expend | Audited FY21 Fund Bal | FY22 Actual Revenue | FY22 Actual Expend | Uaudited FY22 Fund Bal | FY23 Estimated Revenue | FY23 Estimated Expend | Estimated FY23 Fund Bal |
|---|---|---|---|---|---|---|---|---|---|---|---|---|---|---|---|---|
| **District 1 inc Bay Pt, Big Cop, Bernstein** | 211,391 | 28,815 | 0 | 240,206 | 16,718 | 0 | 256,924 | 16,660 | 0 | 273,584 | 10,540 | 0 | 284,124 | 8,500 | 0 | 292,624 |
| **District 2 inc Palm Villa** | 278,884 | 12,524 | 0 | 291,408 | 9,325 | 0 | 300,733 | 1,020 | 0 | 301,753 | 2,040 | 0 | 303,793 | 1,020 | 0 | 304,813 |
| **District 3 inc KL Tennis Crts, KL Pickleball** | 200,134 | 32,739 | 0 | 232,873 | 17,579 | 0 | 250,452 | 14,620 | 0 | 265,072 | 15,980 | 31,877 | 249,175 | 7,480 | 13,683 | 242,972 |
| **Interest not allocated** | 5,983 | 217 | | 217 | (217) | | 0 | 1,202 | | 1,202 | -8,451 | | -7,249 | | | |
| **Total** | 696,392 | **74,295** | 0 | 764,705 | **43,405** | 0 | 808,109 | **33,502** | 0 | 841,611 | **20,109** | 31,877 | 829,843 | 17,000 | 13,683 | **840,409** |

| **Budget Projection, Fiscal Year 2023** | Impact Fees | Interest Earned | Less 5% | Fund Bal Forward | **Total** |
|---|---|---|---|---|---|
| **Revenues:** | | | | | |
| District 1 | 18,000 | 300 | (915) | 290,684 | 308,069 |
| District 2 | 1,200 | 600 | (90) | 302,893 | 304,603 |
| District 3 | 18,000 | 300 | (915) | 247,172 | 264,557 |
| | 37,200 | 1,200 | (1,920) | 840,749 | **877,229** |
| **Total** | | | | 99.9% | |

| ***Appropriations:*** | | FY13 Actual | FY14 Actual | FY15 Actual | FY16 Actual | FY17 Actual | FY18 Actual | FY19 Actual | FY20 Actual | FY21 Budget | FY21 Actual | FY22 Budget | FY22 Actual | FY22 Estm | FY23 Budget | FY23 YTD | FY23 Estm | FY24 Prop. | FY24 Est. |
|---|---|---|---|---|---|---|---|---|---|---|---|---|---|---|---|---|---|---|---|
| District 1 | 29501 | | | | - | - | - | - | - | **240,716** | - | **252,941** | | 0 | **308,069** | - | 0 | **302,124** | 302,124 |
| Bernstein Park | 29519 | | | 0 | - | 25,400 | | | | | | | | | | | | | |
| Bay Point Park | 29515 | 33,144 | 0 | 0 | | | | | | | | | | | | | | | |
| Big Coppitt Park | 29516 | | | 0 | 13,355 | | | | | | | | | | | | | | |
| Bay Pt Tennis Courts | 29521 | 10,350 | 0 | | | | | | | | | | | | | | | | |
| BPK Resurface TC | 29523 | | | | | | | | | | | | | | | | | | |
| Watson Field Resf TC | 29524 | | | | | | | | | | | | | | | | | | |
| **Total District 1** | | 43,494 | 0 | 0 | 13,355 | 25,400 | - | - | - | | - | | | 0 | | | | | |
| **District 2** | 29502 | | | 0 | - | - | - | - | - | **250,936** | - | **258,778** | | - | **304,603** | - | - | **305,763** | **305,763** |
| **Palm Villa Park** | 29517 | | 0 | | | | | | | | | | | | | | | | |
| **District 3** | 29503 | | | 0 | - | - | - | - | - | **34,482** | - | **67,690** | | - | **79,557** | - | - | **81,155** | **81,155** |
| **Scoreboards HH&KL** | 29526 | | | | | | | | | | | | | | | | | | |
| **Sod Ballfields HH&KL** | 29527 | | | | | | | | | | | | | | | | | | |
| **New Dugouts HHP** | 29528 | | | | | | | | | | | | | | | | | | |
| **KL Resurf Hockey Rink** | 29525 | | | | | | | | | | | | | | | | | | |
| **KL Park Lighting** | 29522 | 13,380 | 0 | | | | | | | | | | | | | | | | |
| **KL Park Pickleball Court** | 29523 | | | | | | | | | **200,000** | | **178,500** | 31,877 | 35,000 | **185,000** | 7,149 | 13,683 | 171,317 | 171,307 |
| **Total District 3** | | | 0 | | | | | | | | | | | | | | | | |
| **Total** | | 56,874 | 0 | - | **13,355** | **25,400** | - | - | - | **726,134** | - | **757,909** | **31,877** | **35,000** | **877,229** | **7,149** | **13,683** | **860,359** | **860,349** |

# Fund 132:

# Impact Fees Fund – Libraries

**MONROE COUNTY, FLORIDA - BOARD OF COUNTY COMMISSIONERS**
**BUDGETED REVENUE ANALYSIS**
**IMPACT FEES LIBRARIES - 132**
**FOR THE FISCAL YEAR ENDING SEPTEMBER 30, 2024**

| 7/5/2023 14:07 | Fiscal Year 2024 Adopted Budget | Fiscal Year 2023 Estimate | Fiscal Year 2023 YTD | Fiscal Year 2023 Adopted Budget | Fiscal Year 2022 Estimate | Fiscal Year 2022 Actual | Fiscal Year 2022 Adopted Budget | Fiscal Year 2021 Actual | Fiscal Year 2021 Adopted Budget | Fiscal Year 2020 Actual | Fiscal Year 2019 Actual | Fiscal Year 2018 Actual | Fiscal Year 2017 Actual | Fiscal Year 2016 Actual | Fiscal Year 2015 Actual |
|---|---|---|---|---|---|---|---|---|---|---|---|---|---|---|---|
| **Revenues:** | | | | | | | | | | | | | | | |
| Interest Earnings | | | 2,946 | | | (2,428) | - | 2,755 | 2,700 | 25,779 | 34,322 | 10,146 | 5,617 | 4,195 | 2,698 |
| **Total Interest Revenue** | | | **2,946** | | **0** | **(2,428)** | **-** | **2,755** | **2,700** | **25,779** | **34,322** | **10,146** | **5,617** | **4,195** | **2,698** |
| Impact Fees-Library-Dist 1 | | | | | | | | | | | | 10,829 | 14,991 | 13,932 | 24,753 |
| Impact Fees-Library-Dist 2 | | | | | | | | | | | (16,203) | 23,388 | 13,833 | 15,820 | 17,041 |
| Impact Fees-Library-Dist 3 | | | | | | | | | | | 19,352 | 1,936 | 19,360 | 13,552 | 15,488 |
| Impact Fees-Library-Dist 4 | | | | | | | | | | 16 | 1 | 2,178 | 1,936 | 484 | 484 |
| **Total Impact Fees** | | | **0** | | **0** | **0** | **-** | **0** | **-** | **16** | **3,149** | **38,331** | **50,120** | **43,788** | **57,766** |
| **Subtotal Revenues** | | | **2,946** | **0** | **0** | **(2,428)** | **-** | **2,755** | **2,700** | **25,795** | **37,471** | **48,476** | **55,736** | **47,983** | **60,464** |
| **Fund Balance Forward** | | | | 164,512 | | | 32,190 | | 1,229,625 | | | | - | - | - |
| **(LESS 5% Florida Statute)** | | | | | | | - | | (135) | | | | | - | - |
| **Total Impact Fees Libraries** | | | **2,946** | **164,512** | **0** | **(2,428)** | **32,190** | **2,755** | **1,232,190** | **25,795** | **37,471** | **48,476** | **55,736** | **47,983** | **60,464** |

## IMPACT FEES LIBRARIES - 132

| **Fiscal Year** | **2011** | **2012** | **2013** | **2014** | **2015** | **2016** | **2017** | **2018** | **2019** | **2020** | 2021 | **2021** | 2022 | **2022** | 2022 |
|---|---|---|---|---|---|---|---|---|---|---|---|---|---|---|---|
| 7/5/2023 14:07 | **Actual** | **Actual** | **Actual** | **Actual** | **Actual** | **Actual** | **Actual** | **Actual** | **Actual** | **Actual** | Adopted | **Actual** | Adopted | **Actual** | Estimated |
| **Audited Fund Bal Prior Year (CAFR)** | **787,912** | **822,915** | **849,150** | **919,787** | **973,635** | **1,034,099** | **1,082,082** | **1,137,818** | **1,186,295** | **1,223,765** | 1,249,560 | **1,249,560** | 172,762 | 172,762 | 172,762 |
| Revenue | **35,003** | **25,235** | **70,636** | **53,848** | **60,464** | **47,983** | **55,736** | **48,476** | **37,471** | **25,795** | 1,232,190 | **2,755** | 32,190 | (2,428) | 0 |
| Expenses | **0** | **(1,000)** | **0** | **0** | **0** | **0** | **0** | **0** | **0** | **0** | 1,232,190 | **1,079,554** | 32,190 | 26,796 | 8,250 |
| **Estimated Ending Fund Balance** | **822,915** | **849,150** | **919,786** | 973,635 | **1,034,099** | **1,082,082** | **1,137,818** | **1,186,295** | **1,223,765** | **1,249,560** | 1,249,560 | **172,762** | 172,762 | 143,538 | 164,512 |
| | 35,003 | 26,235 | 70,636 | 53,848 | 60,464 | 47,982 | 55,736 | 48,476 | 37,471 | 25,795 | 0 | (1,076,799) | 0 | (29,224) | (8,250) |

| **Revenues:** | **2011** **Actual** | **2012** **Actual** | **2013** **Actual** | **2014** **Actual** | **2015** **Actual** | **2016** **Actual** | **2017** **Actual** | **2018** **Actual** | **2019** **Actual** | **2020** **Actual** | 2021 Adopted | **2021** **Actual** | 2022 Adopted | **2022** **Actual** | 2022 Estimated |
|---|---|---|---|---|---|---|---|---|---|---|---|---|---|---|---|
| **Impact Fees** | 29,416 | **22,130** | 67,973 | 51,185 | 57,766 | 43,788 | 50,120 | 38,331 | 3,149 | 16 | | 0 | | | - |
| **Other Revenue** | 5,587 | **3,105** | 2,663 | 2,663 | 2,698 | 4,195 | 5,617 | 10,146 | 34,322 | 25,779 | 2,700 | 2,755 | - | (2,428) | |
| **Transfers In** | | | | | | | | | | | | | | | |
| Subtotal | **35,003** | **25,235** | **70,636** | **53,848** | **60,464** | **47,983** | **55,736** | **48,476** | **37,471** | **25,795** | 2,700 | **2,755** | - | (2,428) | - |
| **Less 5%** | | | | | | | | | | | (135) | | 0 | | |
| **Fund Bal Fwd** | | | | | | | | | | | 1,229,625 | | 32,190 | | |
| **Total** | **35,003** | **25,235** | **70,636** | **53,848** | **60,464** | **47,983** | **55,736** | **48,476** | **37,471** | **25,795** | **1,232,190** | **2,755** | **32,190** | **(2,428)** | **-** |
| **Appropriations:** | | | | | | | | | | | | | | | |
| **Operating -30000** | | **(1,000)** | 0 | 0 | 0 | 0 | 0 | 0 | 0 | 0 | 1,207,190 | 1,079,554 | 7,190 | 4,196 | |
| **Library Automation- 30002** | | | 0 | 0 | 0 | 0 | 0 | 0 | 0 | 0 | 25,000 | 0 | 25,000 | 22,600 | 8,250 |
| **Cash Balance** | | | | | | | | | | | | | | | |
| **Transfers Out 86523** | | | | | | | | | | | | | | | |
| **Contingency** | | | | | | | | | | | | | | | |
| **Total** | 0 | **(1,000)** | **0** | **0** | **0** | **0** | **0** | **0** | **0** | **0** | **1,232,190** | **1,079,554** | **32,190** | **26,796** | **8,250** |

# Fund 133:

# Impact Fees Fund – Solid Waste

**MONROE COUNTY, FLORIDA - BOARD OF COUNTY COMMISSIONERS**
**BUDGETED REVENUE ANALYSIS**
**IMPACT FEES SOLID WASTE - 133**
**FOR THE BUDGET YEAR ENDING SEPTEMBER 30, 2024**

| | Fiscal Year 2024 Proposed Budget | Fiscal Year 2023 Estimate | Fiscal Year 2023 YTD | Fiscal Year 2023 Adopted Budget | Fiscal Year 2022 Actual | Fiscal Year 2022 Adopted Budget | Fiscal Year 2021 Actual | Fiscal Year 2021 Adopted Budget | Fiscal Year 2020 Actual | Fiscal Year 2019 Actual | Fiscal Year 2018 Actual | Fiscal Year 2017 Actual | Fiscal Year 2016 Actual | Fiscal Year 2015 Actual | Fiscal Year 2014 Actual | Fiscal Year 2013 Actual | Fiscal Year 2012 Actual | Fiscal Year 2011 Actual | Fiscal Year 2010 Actual | Fiscal Year 2009 Actual |
|---|---|---|---|---|---|---|---|---|---|---|---|---|---|---|---|---|---|---|---|---|
| **Revenues:** | | | | | | | | | | | | | | | | | | | | |
| Interest Earnings | 300 | 3,565 | 2,674 | 300 | (1,320) | 300 | 382 | 300 | 2,317 | 2,943 | 893 | 490 | 344 | 205 | 140 | 150 | 161 | 269 | 346 | 532 |
| **Total Interest Revenue** | **300** | **3,565** | **2,674** | **300** | **(1,320)** | **300** | **382** | **300** | **2,317** | **2,943** | **893** | **490** | **344** | **205** | **140** | **150** | **161** | 269 | 346 | **532** |
| Misc Impact Fees Solid-Dist 1 | | | | | | | | | | | 768 | 3,563 | 3,392 | 7,554 | 3,963 | 2,668 | 1,353 | 2,240 | | |
| Misc Impact Fees Solid-Dist 2 | | | | | | | | | | | 64 | 512 | 878 | 192 | 64 | 128 | | 256 | | |
| Misc Impact Fees Solid-Dist 3 | | | | | | | | | | | 512 | 5,223 | 3,595 | 4,531 | 8,838 | 2,633 | 4,926 | 2,632 | 6,342 | |
| Misc Impact Fees Solid-Dist 4 | | | | | | | | | | | 576 | 512 | 128 | 128 | 576 | 384 | 128 | | | |
| **Total Impact Fees** | **0** | **0** | **0** | **0** | **0** | - | **0** | - | **0** | **0** | **1,920** | **9,810** | **7,993** | **12,405** | **13,441** | **5,813** | **6,407** | 5,128 | 6,342 | **0** |
| Misc Imp Fees Solid- Waste | | | | | | | | | | | | 128 | | | | | | | | 9,635 |
| Disposition of Fixed Assets | | | | | 6,007 | | | | 20,000 | | | | | | | | | | | |
| **Total Revenues** | **300** | **3,565** | **2,674** | **300** | **4,687** | **300** | **382** | **300** | **22,317** | **2,943** | **2,813** | **10,428** | **8,338** | **12,610** | **13,581** | **5,963** | **6,568** | 5,397 | 6,688 | **10,167** |
| **Non-Operating Sources (FB)** | 135,000 | | | 128,290 | | 127,892 | | 115,519 | | | | | | | | | | | | |
| **(LESS 5% Florida Statute)** | (15) | | | (15) | | (15) | | (15) | | | | | | | | | | | | |
| **Total Impact Fees Solid Waste** | **135,285** | **3,565** | **2,674** | **128,575** | **4,687** | **128,177** | **382** | **115,804** | **22,317** | **2,943** | **2,813** | **10,428** | **8,338** | **12,610** | **13,581** | **5,963** | **6,568** | **5,397** | **6,688** | **10,167** |

**IMPACT FEES SOLID WASTE - 133 Fund Balance Calculation**

| **Fiscal Year** | **2010 Actual** | **2011 Actual** | **2012 Actual** | **2013 Actual** | **2014 Actual** | **2015 Actual** | **2016 Actual** | **2017 Actual** | **2018 Actual** | **2019 Actual** | **2020 Actual** | 2021 Adopted | **2021 Actual** | 2022 Adopted | **2022 Actual** | 2023 Adopted | **2023 YTD** | 2023 Estimated | 2024 Proposed | 2024 Estimated |
|---|---|---|---|---|---|---|---|---|---|---|---|---|---|---|---|---|---|---|---|---|
| Audited Fund Bal Prior Year (CAFR) | **29,960** | **36,649** | **42,046** | **48,614** | **54,577** | **68,159** | **80,769** | **89,106** | **99,534** | **102,347** | **105,290** | 127,607 | **127,607** | 127,989 | **127,989** | 128,289 | **132,676** | 132,676 | 136,241 | 136,241 |
| Revenue | **6,688** | **5,397** | **6,568** | **5,963** | **13,581** | **12,610** | **8,338** | **10,428** | **2,813** | **2,943** | **22,317** | 115,804 | **382** | 128,177 | 4,687 | 128,575 | 2,674 | 3,565 | 135,285 | 300 |
| Expenses | **0** | **0** | **0** | **0** | **0** | **0** | **0** | **0** | **0** | **0** | **0** | 115,804 | **0** | 128,177 | 0 | 128,575 | 0 | - | 135,285 | 135,285 |
| Estimated Ending Fund Balance | **36,648** | **42,046** | **48,614** | **54,577** | **68,158** | **80,769** | **89,106** | **99,534** | **102,347** | **105,290** | **127,607** | 127,607 | **127,989** | 127,989 | **132,676** | **128,289** | **135,350** | **136,241** | **136,241** | **1,256** |
| | 6,688 | 5,397 | 6,568 | 5,963 | 13,581 | 12,610 | 8,338 | 10,428 | 2,813 | 2,943 | 22,317 | (0) | 382 | (0) | 4,687 | (0) | 2,674 | 3,565 | - | (134,985) |

| **Revenues:** | **2010 Actual** | **2011 Actual** | **2012 Actual** | **2013 Actual** | **2014 Actual** | **2015 Actual** | **2016 Actual** | **2017 Actual** | **2018 Actual** | **2019 Actual** | **2020 Actual** | 2021 Adopted | **2021 Actual** | 2022 Adopted | **2022 Actual** | 2023 Adopted | **2023 YTD** | 2023 Estimated | 2024 Proposed | |
|---|---|---|---|---|---|---|---|---|---|---|---|---|---|---|---|---|---|---|---|---|
| **Impact Fees** | 6,342 | 5,128 | 6,407 | 5,813 | 13,441 | **12,405** | **7,993** | **9,938** | **1,920** | **0** | **0** | - | **0** | - | | | | | | |
| Other Revenue | 346 | 269 | 161 | 150 | 140 | **205** | **344** | **490** | **893** | **2,943** | **22,317** | 300 | **382** | 300 | 4,687 | 300 | 2,674 | 3,565 | 300 | 300 |
| Transfers In | 0 | | | | | | | | | | | | | | | | | | | |
| **Subtotal Revenue** | 6,688 | 5,397 | 6,568 | 5,963 | 13,581 | 12,610 | 8,338 | 10,428 | 2,813 | 2,943 | 22,317 | 300 | 382 | 300 | 4,687 | 300 | 2,674 | 3,565 | 300 | |
| Less 5% | | | | | | | | | | | | (15) | | (15) | | (15) | | | (15) | |
| Fund Bal Fwd | | | | | | | | | | | | 115,519 | | 127,892 | | 128,290 | | | 135,000 | |
| **Total** | **6,688** | **5,397** | **6,568** | **5,963** | **13,581** | **12,610** | **8,338** | **10,428** | **2,813** | **2,943** | **22,317** | **115,804** | **382** | **128,177** | **4,687** | **128,575** | **2,674** | **3,565** | **135,285** | **300** |
| **Appropriations:** | | | | | | | | | | | | | | | | | | | | |
| Operating 30500 | | | 0 | | | 0 | 0 | 0 | 0 | 0 | 0 | 115,804 | 0 | 128,177 | - | 128,575 | - | - | 135,285 | 135,285 |
| Cash Balance | | | | | | | | | | | | | | | | | | | | |
| Transfers Out 86524 | | | | | | | | | | | | | | | | | | | | |
| **Contingency** | | | | | | | | | | | | | | | | | | | | |
| **Total** | **0** | **0** | **0** | **0** | **0** | **0** | **0** | **0** | **0** | **0** | **0** | **115,804** | **0** | **128,177** | **0** | **128,575** | **0** | **0** | **135,285** | **135,285** |

# Fund 135:

# Impact Fees Fund – Fire & EMS

**MONROE COUNTY, FLORIDA - BOARD OF COUNTY COMMISSIONERS**
**BUDGETED REVENUE ANALYSIS**
**IMPACT FEES FIRE and EMS 135**
**FOR THE BUDGET YEAR ENDING SEPTEMBER 30, 2024**

7/5/2023 14:07

| **Revenues:** | Fiscal Year 2024 Proposed Budget | Fiscal Year 2023 Estimate | Fiscal Year 2023 YTD | Fiscal Year 2023 Adopted Budget | Fiscal Year 2022 Actual | Fiscal Year 2022 Adopted Budget | Fiscal Year 2021 Actual | Fiscal Year 2021 Adopted Budget | Fiscal Year 2020 Actual | Fiscal Year 2019 Actual | Fiscal Year 2018 Actual | Fiscal Year 2017 Actual | Fiscal Year 2016 Actual | Fiscal Year 2015 Actual | Fiscal Year 2014 Actual | Fiscal Year 2013 Actual | Fiscal Year 2012 Actual | Fiscal Year 2011 Actual |
|---|---|---|---|---|---|---|---|---|---|---|---|---|---|---|---|---|---|---|
| Interest Earnings - District 1 | 55 | | | 55 | | 55 | | 55 | | | | | | | 50 | 6 | 86 | 488 |
| Interest Earnings - District 2 | 5 | | | 5 | | 5 | | 5 | | | | | | | 2 | 1 | 9 | 53 |
| Interest Earnings - District 3 | 65 | | | 65 | | 65 | | 65 | | | | | | | 54 | 11 | 148 | 841 |
| Interest Earnings - Key Colony Beach | 6 | | | 6 | | 6 | | 6 | | | | | | | 3 | 2 | 27 | 160 |
| Interest Earnings | | 5,209 | 3,690 | | (1,782) | | 357 | | 3,049 | 3,696 | 961 | 476 | 312 | 165 | (26) | 45 | (8) | |
| **Total Interest Revenue** | **131** | **5,209** | **3,690** | **131** | **(1,782)** | 131 | **357** | 131 | **3,049** | **3,696** | **961** | **476** | **312** | **165** | **84** | **65** | **263** | **1,542** |
| Misc Impact Fees Fire & EMS Dist. 1 | 6,500 | 3,412 | 2,862 | 6,500 | 3,557 | 6,500 | 11,070 | 6,500 | 3,690 | 6,580 | 5,524 | 5,575 | 5,565 | 11,460 | 5,961 | 4,328 | 2,186 | 3,675 |
| Misc Impact Fees Fire & EMS Dist. 2 | 200 | 296 | 525 | 200 | 636 | 200 | 315 | 200 | 945 | 525 | 1,050 | 1,050 | 735 | 210 | 105 | 210 | - | 420 |
| Misc Impact Fees Fire & EMS Dist. 3 | 7,000 | 3,078 | 1,967 | 7,000 | 4,963 | 7,000 | 5,107 | 9,000 | 5,622 | 20,572 | 6,960 | 8,599 | 6,403 | 7,340 | 14,314 | 4,170 | 7,442 | 4,227 |
| Misc Impact Fees Fire & EMS Dist. 4 | | | | | | - | 0 | - | 0 | 152 | 47 | (1) | 53 | 11 | 47 | 32 | 11 | |
| **Total Misc. Impact Fees** | **13,700** | **6,786** | **5,354** | **13,700** | **9,156** | 13,700 | **16,492** | 15,700 | **10,257** | **27,829** | **13,581** | **15,223** | **12,756** | **19,021** | **20,428** | **8,740** | **9,639** | **8,322** |
| | | | | | | | | | | | | | | | | | | |
| **Disposition of Fixed Assets** | | | | | | | | | | | | | | | | | **600** | |
| | | | | | | | | | | | | | | | | | | |
| **Subtotal Revenues** | **13,831** | **11,996** | **9,044** | **13,831** | **7,374** | 13,831 | **16,849** | 15,831 | **13,306** | **31,525** | **14,542** | **15,699** | **13,068** | **19,186** | **20,511** | **8,805** | **10,501** | **9,864** |
| Fund Balance Fwd - Dist 1 | 77,000 | | | 76,508 | | 75,102 | | 52,209 | | | | | | | | | | |
| Fund Balance Fwd - Dist 2 | 6,500 | | | 5,865 | | 5,865 | | 4,696 | | | | | | | | | | |
| Fund Balance Fwd - Dist 3 | 94,000 | | | 93,703 | | 88,012 | | 71,769 | | | | | | | | | | |
| Fund Balance Fwd - Dist KCB | 1,100 | | | 1,263 | | 1,263 | | 1,082 | | | | | | | | | | |
| (LESS 5% Florida Statute) | (692) | | | (692) | | (691) | | (792) | | | | | | | | | | |
| **Total Impact Fees Fire & EMS** | **191,739** | **11,996** | **9,044** | **190,478** | **7,374** | 183,381 | **16,849** | 144,795 | **13,306** | **31,525** | **14,542** | **15,699** | **13,068** | **19,186** | **20,511** | **8,805** | **10,501** | **9,864** |

**IMPACT FEES FIRE and EMS- 135 Fund Balance Calculation**

| **Fiscal Year** | | **2011** | **2012** | **2013** | **2014** | **2015** | **2016** | **2017** | **2018** | **2019** | **2020** | 2021 | **2021** | 2022 | **2022** | 2023 | **2023** | 2023 | 2024 | 2024 |
|---|---|---|---|---|---|---|---|---|---|---|---|---|---|---|---|---|---|---|---|---|
| 7/5/2023 14:07 | | **Actual** | **Actual** | **Actual** | **Actual** | **Actual** | **Actual** | **Actual** | **Actual** | **Actual** | **Actual** | Adopted | **Actual** | Adopted | **Actual** | Adopted | **YTD** | Estm | Proposed | Estmate |
| Audited Fund Bal Prior Year | CAFR | **235,214** | **71,278** | **19,975** | **28,780** | **49,291** | **68,477** | **81,545** | **97,243** | **111,786** | **143,311** | 156,617 | **156,617** | 173,466 | 173,466 | 186,605 | 180,840 | 180,840 | 192,836 | 192,836 |
| Revenue | | **9,864** | **10,501** | **8,805** | **20,511** | **19,186** | **13,068** | **15,699** | **14,542** | **31,525** | **13,306** | 144,795 | **16,849** | 186,605 | **7,374** | 190,478 | **9,044** | 11,996 | 191,739 | 13,700 |
| **Expense** | | **173,800** | **61,805** | **0** | **0** | **0** | **0** | **0** | **0** | **0** | **0** | 144,795 | **0** | 183,382 | - | 190,478 | - | - | 191,739 | - |
| Estimated Ending Fund Balance | | **71,278** | **19,974** | **28,780** | **49,291** | **68,477** | **81,545** | **97,243** | **111,786** | **143,311** | **156,617** | 156,617 | **173,466** | 176,689 | 180,840 | 186,605 | 189,883 | 192,836 | 192,836 | 206,536 |
| | | (163,936) | (51,304) | 8,805 | 20,511 | 19,186 | 13,068 | 15,699 | 14,542 | 31,525 | 13,306 | 0 | 16,849 | 3,223 | 7,374 | 0 | 9,044 | 11,996 | 0 | 13,700 |

**Fund Balance Forward Calculation**

| | Audited FY18 Fund Balance | FY19 Actual Revenue | FY19 Actual Expend | Audited FY19 Fund Balance | FY20 Actual Revenue | FY20 Actual Expend | Audited FY20 Fund Balance | FY21 Actual Revenue | FY21 Actual Expend | Audited FY21 Fund Balance | FY22 Actual Revenue | FY22 Actual Expend | Unaudited FY22 Fund Balance | FY23 Estimated Revenue | Estimated FY23 Fund Balance |
|---|---|---|---|---|---|---|---|---|---|---|---|---|---|---|---|
| District 1 | 48,993 | 6,580 | - | 55,573 | 3,690 | - | 59,262 | 11,070 | - | 70,333 | 3,557 | - | 73,890 | 3,412 | 77,302 |
| District 2 | 3,890 | 525 | - | 4,415 | 945 | - | 5,360 | 315 | - | 5,675 | 636 | - | 6,311 | 296 | 6,607 |
| District 3 | 55,752 | 20,572 | - | 76,324 | 5,622 | - | 81,947 | 5,107 | - | 87,053 | 4,963 | - | 92,016 | 3,078 | 95,094 |
| District KCB | 1,263 | - | - | 1,263 | - | - | 1,263 | - | - | 1,263 | - | - | 1,263 | 0 | 1,263 |
| Int | 1,888 | 3,848 | - | 5,736 | 3,049 | - | 8,785 | 357 | - | 9,142 | (1,782) | - | 7,360 | 5,209 | 12,569 |
| Total | **111,786** | **31,525** | **-** | **143,311** | **13,306** | **-** | **156,617** | **16,849** | **-** | **173,466** | **7,374** | **-** | **180,840** | **11,996** | **192,836** |

| **Appropriations:** | | **FY11 Actual** | **FY12 Actual** | **FY13 Actual** | **FY14 Actual** | **FY15 Actual** | **FY16 Actual** | **FY17 Actual** | **FY18 Actual** | **FY19 Actual** | **FY20 Actual** | FY21 Adopted | **FY21 Actual** | FY22 Adopted | **FY22 Actual** | FY23 Adopted | **FY23 YTD** | FY23 Estm | FY24 Proposed. | FY24 Estimate |
|---|---|---|---|---|---|---|---|---|---|---|---|---|---|---|---|---|---|---|---|---|
| District 1 | 31501 | | | - | - | - | - | - | - | - | - | 58,436 | - | 81,330 | - | 82,735 | - | - | 83,227 | - |
| District 2 | 31502 | | | - | - | - | - | - | - | - | - | 4,891 | - | 6,060 | - | 6,060 | - | - | 6,695 | - |
| District 3 | 31503 | | | - | - | - | - | - | - | - | - | 80,381 | - | 94,723 | - | 100,415 | - | - | 100,711 | - |
| District KCB | 31504 | | | - | - | - | - | - | - | - | - | 1,088 | - | 1,269 | - | 1,268 | - | - | 1,106 | - |
| District 1 Fire Hydrants | 31506 | 59,850 | 10,085 | | | | | | | | | | | | | | | | | - |
| District 3 Fire Hydrants | 31507 | | 35,550 | | | | | | | | | | | | | | | | | |
| District 2 Fire Hydrants | 31509 | 98,000 | 8,085 | | | | | | | | | | | | | | | | | |
| District KCB Fire Hydrants | 31510 | 15,950 | 8,085 | | | | | | | | | | | | | | | | | |
| Reserves 135 | 85566 | | | | | | | | | | | | | | | | | | | |
| **Total** | | 173,800 | 61,805 | - | - | - | - | - | - | - | - | 144,795 | - | 183,382 | - | 190,478 | - | - | 191,739 | - |

# Fund 150:

# Enhancement Fee

**MONROE COUNTY, FLORIDA - BOARD OF COUNTY COMMISSIONERS**
**BUDGETED REVENUE ANALYSIS**
**911 ENHANCEMENT FEE - 150**
**FOR THE BUDGET YEAR ENDING SEPTEMBER 30, 2024**

**7/5/2023 13:46**

| **Revenues:** | **Fiscal Year 2023 Proposed** | **Fiscal Year 2023 Estimate** | **Fiscal Year 2023 YTD** | **Fiscal Year 2023 Adopted** | **Fiscal Year 2022 Actual** | **Fiscal Year 2022 Adopted** | **Fiscal Year 2021 Actual** | **Fiscal Year 2021 Adopted** | **Fiscal Year 2020 Actual** | **Fiscal Year 2019 Actual** | **Fiscal Year 2018 Actual** | **Fiscal Year 2017 Actual** | **Fiscal Year 2016 Actual** |
|---|---|---|---|---|---|---|---|---|---|---|---|---|---|
| Services - Public Safety Emerg. 911 | 190,000 | 113,000 | 75,333 | 190,000 | 120,907 | 190,000 | 113,596 | 190,000 | 147,939 | 131,374 | 154,319 | 164,315 | 161,642 |
| Services - P.S. E-911 Wireless | 375,000 | 458,613 | 305,742 | 375,000 | 445,771 | 375,000 | 344,397 | 325,000 | 463,831 | 334,318 | 308,816 | 297,039 | 296,533 |
| **Total Charges for Services** | **565,000** | **571,613** | **381,074** | **565,000** | **566,678** | **565,000** | **457,993** | **515,000** | **611,770** | **465,692** | **463,135** | **461,354** | **458,175** |
| **Investment Income** | **300** | **50** | **0** | **300** | **37** | **300** | **1,634** | **300** | **566** | **956** | **0** | **0** | **295** |
| Other Miscellaneous Revenues | | | | | | | | | | | | | |
| **Total Misc. Revenue** | **0** | **0** | **0** | **0** | **0** | **0** | **0** | **0** | **0** | **0** | **0** | **0** | **0** |
| **Total Interfund Transfers In** | | | | | | | | | | | | | |
| **Subtotal Revenues** | **565,300** | **571,663** | **381,074** | **565,300** | **566,715** | **565,300** | **459,628** | **515,300** | **612,336** | **466,648** | **463,135** | **461,354** | **458,470** |
| **Fund Balance Forward** | 35,863 | | | 28,265 | | 28,265 | | 25,765 | | | | | |
| **Fund Balance Wireless** | | | | | | | | | | | | | |
| **(LESS 5% Florida Statute)** | (28,265) | | | (28,265) | | (28,265) | | (25,765) | | | | | |
| **Total 911 Enhancement** | **572,898** | **571,663** | **381,074** | **565,300** | **566,715** | **565,300** | **459,628** | **515,300** | **612,336** | **466,648** | **463,135** | **461,354** | **458,470** |

**FUND 150 911 ENHANCEMENT FEE**

| Fund Balance Forward Calculation | 2016 Actual | 2017 Actual | 2018 Actual | 2019 Actual | 2020 Actual | 2021 Actual | 2022 Adopted | 2022 Actual | 2023 Adopted | 2023 YTD | 2023 Estimate | 2024 Proposed | 2024 Estimated |
|---|---|---|---|---|---|---|---|---|---|---|---|---|---|
| Fund Bal * | 3,300 | 194 | 194 | 194 | 139 | 38,535 | 40,170 | 1,660 | 1,660 | 1,235 | 1,235 | 35,863 | 35,863 |
| Revenue | 458,470 | 461,354 | 463,135 | 466,648 | 612,336 | 459,628 | 565,300 | 566,715 | 565,300 | 381,074 | 571,663 | 572,898 | 548,000 |
| Expenses | 454,977 | 461,354 | 463,135 | 466,703 | 573,939 | 496,503 | 565,300 | 567,139 | 565,300 | 298,930 | 537,035 | 572,898 | 583,763 |
| Estimated Ending Fund Balance | 194 | 194 | 194 | 139 | 38,535 | 1,660 | 40,170 | 1,235 | 1,660 | 83,380 | 35,863 | 35,863 | 100 |
| | 3,493 | - | - | (55) | 38,397 | (36,876) | 0 | (424) | - | 82,145 | 34,628 | - | (35,763) |

*** In 2011, CAFR combined 911 Enhancement Fee Fund with the Sheriff's E911 Fund**

****Finance pays the Sheriff as the the money is received, it should wash**

---

| Revenues: | 2016 Actual | 2017 Actual | 2018 Actual | 2019 Actual | 2020 Actual | 2021 Actual | 2022 Adopted | 2022 Actual | 2023 Adopted | 2023 YTD | 2023 Estimate | Proposed | 2024 Estimate |
|---|---|---|---|---|---|---|---|---|---|---|---|---|---|
| Services - RC_00149 | 161,642 | 164,315 | 154,319 | 131,374 | 147,939 | 113,596 | 190,000 | 120,907 | 190,000 | 75,333 | 113,000 | 190,000 | 113,000 |
| Services - RC_00150 | 296,533 | 297,039 | 308,816 | 334,318 | 463,831 | 344,397 | 375,000 | 445,771 | 375,000 | 305,742 | 458,613 | 375,000 | 435,000 |
| Other Revenue | 295 | - | - | 956 | 566 | 1,634 | 300 | 37 | 300 | | 50 | 300 | - |
| Transfers In | | | | | | | | - | | | | | |
| Less 5% | | | | | | | (28,265) | | (28,265) | | | (28,265) | |
| Fund Bal Fwd | | | | | | | 28,265 | | 28,265 | | | 35,863 | |
| **Total** | **458,470** | **461,354** | **463,135** | **466,648** | **612,336** | **459,628** | 565,300 | 566,715 | 565,300 | 381,074 | 571,663 | 572,898 | 548,000 |

| Appropriations: | | | | | | | | | | | | | |
|---|---|---|---|---|---|---|---|---|---|---|---|---|---|
| Operating | 10504 | 158,366 | 164,315 | 154,319 | 145,236 | 136,963 | 200,198 | 190,105 | 121,001 | 190,105 | 66,895 | 180,600 | 190,105 | 200,970 |
| Operating | 10506 | 296,611 | 297,039 | 308,816 | 321,468 | 436,976 | 296,305 | 375,195 | 446,138 | 375,195 | 232,035 | 356,435 | 382,793 | 382,793 |
| Cash Balance | | | | | | | | | | | | | | |
| Transfers Out to Sheriff | | | | | | | | | | | | | | |
| Contingency | | | | | | | | | | | | | | |
| **Total** | | **454,977** | **461,354** | **463,135** | **466,703** | **573,939** | **496,503** | 565,300 | **567,139** | 565,300 | 298,930 | 537,035 | 572,898 | 583,763 |

# Fund 152:

# Duck Key Security District

**MONROE COUNTY, FLORIDA - BOARD OF COUNTY COMMISSIONERS**
**BUDGETED REVENUE ANALYSIS**
**DUCK KEY SECURITY DISTRICT - 152**
**FOR THE BUDGET YEAR ENDING SEPTEMBER 30, 2024**

| 7/5/2023 13:46 | Fiscal Year 2024 Proposed Budget | Fiscal Year 2023 Estimated Budget | Fiscal Year 2023 YTD | Fiscal Year 2023 Adopted Budget | Fiscal Year 2022 Actual | Fiscal Year 2022 Adopted Budget | Fiscal Year 2021 Actual | Fiscal Year 2021 Adopted Budget | Fiscal Year 2020 Actual | Fiscal Year 2019 Actual | Fiscal Year 2018 Actual | Fiscal Year 2017 Actual | Fiscal Year 2016 Actual | Fiscal Year 2015 Actual | Fiscal Year 2014 Actual |
|---|---|---|---|---|---|---|---|---|---|---|---|---|---|---|---|
| **Revenues:** | | | | | | | | | | | | | | | |
| Del Ad Valorem Taxes | | | | | | | | | | | - | - | - | - | 23 |
| Special Assessments SVC Vacant | 4,424 | 3,717 | 3,717 | 4,424 | 3,814 | 4,424 | 4,285 | 7,105 | 4,670 | 4,634 | 4,684 | 5,049 | 4,939 | 4,935 | |
| Special Assessments SVC Improved | 114,172 | 113,304 | 113,304 | 114,172 | 113,279 | 114,172 | 110,317 | 122,626 | 107,829 | 97,406 | 88,452 | 79,095 | 70,920 | 70,788 | 75,633 |
| **Total Licenses & Permits** | **118,596** | **117,021** | **117,021** | **118,596** | **117,093** | **118,596** | **114,602** | **129,731** | **112,499** | **102,040** | **93,135** | **84,144** | **75,858** | **75,723** | **75,656** |
| Interest Earnings | 4,500 | 9,891 | 8,177 | 4,500 | (3,425) | 4,500 | 2,851 | 4,500 | 7,933 | 10,332 | 3,154 | 1,945 | 1,704 | 1,171 | 964 |
| Interest-Tax Collector | | 100 | 76 | | | | 10 | | 60 | 110 | 60 | 22 | - | - | 4 |
| **Total Interest Earnings** | **4,500** | **9,991** | **8,253** | **4,500** | **(3,425)** | **4,500** | **2,861** | **4,500** | **7,993** | **10,442** | **3,213** | **1,967** | **1,704** | **1,171** | **968** |
| Special Assessments Security | | | | | | | | | | | | | | | |
| Special Assmt Sewer Hookup | | | | | | | | | | | | | | | |
| Misc. Revenues | | | | | | | | | | | | | | | |
| **Total Misc. Revenue** | - | - | - | - | - | - | - | - | - | - | - | - | - | - | - |
| Services Tax Coll Excess Fees | | | | | 479 | | 526 | | **462** | - | - | - | - | **497** | **467** |
| **Subtotal Revenues** | **123,096** | **127,012** | **125,273** | **123,096** | **114,147** | **123,096** | **117,988** | **134,231** | **120,954** | **112,482** | **96,348** | **86,111** | **77,563** | **77,391** | **77,091** |
| **Fund Balance Forward** | 44,159 | | | 103,819 | | 94,159 | | 74,304 | | | | | | | |
| **(LESS 5% Florida Statute)** | (6,155) | | | (6,155) | | (6,155) | | (6,712) | | | | | | | |
| **Total Duck Key Sec. Dist.** | **161,100** | **127,012** | **125,273** | **220,760** | **114,147** | **211,100** | **117,989** | **201,823** | **120,954** | **112,482** | **96,348** | **86,111** | **77,563** | **77,391** | **77,091** |

**FUND 152 DUCK KEY SECURITY DISTRICT**
**Fund Balance Forward Calculation**
7/5/2023 13:46

| Fiscal Year | 2015 Actual | 2016 Actual | 2017 Actual | 2018 Actual | 2019 Actual | 2020 Actual | 2021 Adopted | 2021 Actual | 2022 Adopted | 2022 Actual | 2023 Adopted | 2023 YTD | 2023 Estimate | 2024 Proposed | 2024 Estimated |
|---|---|---|---|---|---|---|---|---|---|---|---|---|---|---|---|
| **Audited Fund Bal Prior Year (CAFR)** | **392,906** | **405,406** | **415,151** | **369,466** | **322,116** | **338,342** | **353,852** | **353,852** | **340,084** | **340,084** | **345,273** | **345,273** | **345,273** | **361,285** | **361,285** |
| **Revenue** | **77,391** | **77,563** | **86,111** | **96,348** | **112,482** | **120,954** | **201,823** | **117,989** | **211,100** | **114,147** | **220,760** | **125,273** | **127,012** | **161,100** | **116,941** |
| **Expenses** | **64,891** | **67,818** | **131,796** | **143,699** | **96,257** | **105,442** | **201,823** | **131,757** | **211,100** | **108,958** | **220,760** | **103,852** | **111,000** | **161,100** | **114,100** |
| **Estimated Ending Fund Balance** | **405,406** | **415,151** | **369,466** | **322,116** | **338,342** | **353,852** | **353,852** | **340,084** | **340,084** | **345,273** | **345,273** | **366,695** | **361,285** | **361,285** | **364,126** |
| | 12,500 | 9,745 | (45,684) | (47,351) | 16,227 | 15,509 | 0 | (13,768) | 0 | 5,189 | 0 | 21,421 | 16,012 | 0 | 2,841 |

| **Revenues:** | | 2015 Actual | 2016 Actual | 2017 Actual | 2018 Actual | 2019 Actual | 2020 Actual | 2021 Adopted | 2021 Actual | 2022 Adopted | 2022 Actual | 2023 Adopted | 2023 YTD | 2023 Estimate | 2024 Proposed | 2024 Estimate |
|---|---|---|---|---|---|---|---|---|---|---|---|---|---|---|---|---|
| Special Assesments | | 75,723 | 75,858 | 84,144 | 93,135 | 102,040 | 112,499 | 129,731 | 114,602 | 118,596 | 117,093 | 118,596 | 117,021 | 117,021 | 118,596 | 112,666 |
| Other Revenue-Interest | | 1,171 | 1,704 | 1,945 | 3,154 | 10,332 | 7,993 | 4,500 | 2,861 | 4,500 | (3,425) | 4,500 | 8,253 | 9,991 | 4,500 | 4,275 |
| Services Tax Coll Excess Fees | | 497 | | 22 | 60 | 110 | 462 | | 526 | | 479 | | | | | |
| Less 5% | | | - | | | | | (6,712) | | (6,155) | | (6,155) | | | (6,155) | |
| Subtotal | | **77,391** | **77,563** | **86,111** | **96,348** | **112,482** | **120,954** | **127,519** | **117,989** | **116,941** | **114,147** | **116,941** | **125,273** | **127,012** | **116,941** | **116,941** |
| Fund Bal Fwd | | | | | | | | 74,304 | | 94,159 | | 103,819 | | | 44,159 | - |
| Total | | **77,391** | **77,563** | **86,111** | **96,348** | **112,482** | **120,954** | **201,823** | **117,989** | **211,100** | **114,147** | **220,760** | **125,273** | **127,012** | **161,100** | **116,941** |
| **Appropriations:** | | | | | | | | | | | | | | | | |
| Operating | 04501 | 64,891 | 66,818 | 130,796 | 142,699 | 95,257 | 104,442 | 155,723 | 130,757 | 165,000 | 107,958 | 174,660 | 102,879 | 110,000 | 115,000 | 113,000 |
| Tax Collector | 69005 | | 1,000 | 1,000 | 1,000 | 1,000 | 1,000 | 1,100 | 1,000 | 1,100 | 1,000 | 1,100 | 973 | 1,000 | 1,100 | 1,100 |
| Cash Balance | 85527 | | | | | | | 30,000 | | 30,000 | | 30,000 | | | 30,000 | |
| Transfers Out | | | | | | | | | | | | | | | | |
| Contingency | 85527 | | | | | | | 15,000 | | 15,000 | | 15,000 | | | 15,000 | |
| Total | | **64,891** | **67,818** | **131,796** | **143,699** | **96,257** | **105,442** | **201,823** | **131,757** | **211,100** | **108,958** | **220,760** | **103,852** | **111,000** | **161,100** | **114,100** |

# Fund 153:

# Local Housing Assistance Fund

**MONROE COUNTY, FLORIDA - BOARD OF COUNTY COMMISSIONERS**
**BUDGETED REVENUE ANALYSIS**
**LOCAL HOUSING SHIP ASSISTANCE - 153**
**FOR THE BUDGET YEAR ENDING SEPTEMBER 30, 2024**

| 6/28/2023 11:34 | Fiscal Year 2024 Proposed | Fiscal Year 2023 Estimated | Fiscal Year 2023 YTD | Fiscal Year 2023 Adopted | Fiscal Year 2022 Estimated | Fiscal Year 2022 Actual | Fiscal Year 2022 Adopted | Fiscal Year 2021 Actual | Fiscal Year 2021 Adopted | Fiscal Year 2020 Actual | Fiscal Year 2019 Actual | Fiscal Year 2018 Actual | Fiscal Year 2017 Actual | Fiscal Year 2016 Actual | Fiscal Year 2015 Actual | Fiscal Year 2014 Actual | Fiscal Year 2013 Actual | Fiscal Year 2012 Actual |
|---|---|---|---|---|---|---|---|---|---|---|---|---|---|---|---|---|---|---|
| **Revenues:** | | | | | | | | | | | | | | | | | | |
| Impact Fee Proviso Funding | | | | | | | | | | | | | | | | | | |
| FL Homebuyer Opportunity | | | | | | | | | | | | | | | | | | |
| State Shared Econ Env. Doc Stmps | 475,000 | 100,000 | 100,000 | 475,000 | 450,000 | 825,872 | 475,000 | 526,649 | 475,000 | 350,000 | 350,000 | 1,440,976 | 486,419 | 384,392 | 15,645 | 365,717 | 379,843 | |
| State Shared Ship IFP Fund | | | | | | | | | | | | | | | | | | |
| **Total Intergovernmental** | **475,000** | **100,000** | **100,000** | **475,000** | **450,000** | **825,872** | **475,000** | **526,649** | **475,000** | **350,000** | **350,000** | **1,440,976** | **486,419** | **384,392** | **15,645** | **365,717** | **379,843** | **-** |
| | | | | | | | | | | | | | | | | | | |
| **Investment Income** | **10,000** | **46,310** | **46,310** | **10,000** | **9,500** | **(19,249)** | **10,000** | **4,240** | **10,000** | **53,329** | **80,038** | **26,951** | **9,141** | **5,104** | **5,745** | **2,752** | **2,556** | **2,947** |
| Miscellaneous Revenue | | | | | | | | | | | | | | | | | | |
| Misc SHIP Mort. Satisfaction | 180,000 | 139,640 | 139,640 | 180,000 | 294,999 | 396,999 | 180,000 | 291,196 | 180,000 | 174,813 | 171,457 | 131,010 | 300,730 | 115,210 | 157,670 | 25,000 | 140,083 | 33,688 |
| Misc Mort. Payment | | | | | | | | | | | | | - | - | 102,443 | | | |
| **Other Misc. Revenue** | **180,000** | **139,640** | **139,640** | **180,000** | **294,999** | **396,999** | **180,000** | **291,196** | **180,000** | **174,813** | **171,457** | **131,010** | **300,730** | **115,210** | **260,113** | **25,000** | **140,083** | **33,688** |
| | | | | | | | | | | | | | | | | | | |
| **Transfer From Housing -100** | | | | | | | | | | | | | | | | | | |
| | | | | | | | | | | | | | | | | | | |
| **Subtotal Revenues** | **665,000** | **285,950** | **285,950** | **665,000** | **754,499** | **1,203,622** | **665,000** | **822,085** | **665,000** | **578,142** | **601,495** | **1,598,937** | **796,290** | **504,706** | **281,503** | **393,469** | **522,482** | **36,635** |
| **Fund Balance Forward** | 1,806,250 | | | 857,799 | | | 857,799 | | 2,575,497 | | | | | | | | | |
| **(LESS 5% Florida Statute)** | (33,250) | | | (33,250) | | | (33,250) | | (33,250) | | | | | | | | | |
| **Total Local Housing Assist.** | **2,438,000** | **285,950** | **285,950** | **1,489,549** | **754,499** | **1,203,622** | **1,489,549** | **822,085** | **3,207,247** | **578,142** | **601,495** | **1,598,937** | **796,290** | **504,706** | **281,503** | **393,469** | **522,482** | **36,635** |

**FUND 153 LOCAL HOUSING ASSISTANCE- SHIP, Fund Balance Calculation**

| | 2012 Actual | 2013 Actual | 2014 Actual | 2015 Actual | 2016 Actual | 2017 Actual | 2018 Actual | 2019 Actual | 2020 Actual | 2021 Actual | 2022 Adopted | 2022 Actual | 2022 Estimate | 2023 Adopted | 2023 YTD | 2023 Estimate | 2024 Proposed | 2024 Estimated |
|---|---|---|---|---|---|---|---|---|---|---|---|---|---|---|---|---|---|---|
| **Audited Fund Balance** | **1,096,026** | **563,770** | **1,000,484** | **1,387,095** | **1,218,904** | **1,120,982** | **1,513,702** | **2,843,043** | **2,381,576** | **2,067,952** | 1,081,928 | 1,701,725 | 1,701,725 | 1,361,563 | 2,395,312 | 2,395,312 | 2,377,062 | 2,377,062 |
| **Revenue** | **36,635** | **522,482** | **393,469** | **281,503** | **504,706** | **796,290** | **1,598,937** | **601,495** | **578,142** | **822,085** | 1,489,549 | 1,203,622 | 754,499 | 1,489,549 | 285,950 | 631,750 | 2,438,000 | 665,000 |
| **Expense** | **568,891** | **85,768** | **6,857** | **449,694** | **602,628** | **403,571** | **269,595** | **1,062,962** | **891,765** | **1,188,312** | 1,489,549 | 510,035 | 1,094,662 | 1,489,549 | 642,944 | 650,000 | 2,438,000 | 1,700,000 |
| **Estimated Ending Fund Balance** | **563,770** | **1,000,484** | **1,387,095** | **1,218,904** | **1,120,982** | **1,513,702** | **2,843,043** | **2,381,576** | **2,067,952** | **1,701,725** | 1,081,928 | 2,395,312 | 1,361,563 | 1,361,563 | 2,038,318 | 2,377,062 | 2,377,062 | 2,342,062 |
| | (532,256) | 436,714 | 386,611 | (168,191) | (97,922) | 392,719 | 1,329,341 | (461,467) | (313,623) | (366,227) | 0 | 693,587 | (340,163) | 0 | (356,994) | (18,250) | 0 | (1,035,000) |

| **Budget Projection** | 2012 Actual | 2013 Actual | 2014 Actual | 2015 Actual | 2016 Actual | 2017 Actual | 2018 Actual | 2019 Actual | 2020 Actual | 2021 Actual | 2022 Adopted | 2022 Actual | 2022 Estimate | 2023 Adopted | 2023 YTD | 2023 Estimate | 2024 Proposed | 2024 Estimated |
|---|---|---|---|---|---|---|---|---|---|---|---|---|---|---|---|---|---|---|
| **Revenues:** | | | | | | | | | | | | | | | | | | |
| **Fed. Grants** | | | | | | | | | | | | | | | | | | |
| **State Shared** | 0 | 379,843 | 365,717 | 15,645 | 384,392 | 486,419 | 1,440,976 | 350,000 | 350,000 | 526,649 | 475,000 | 825,872 | 450,000 | 475,000 | 100,000 | 451,250 | 475,000 | 475,000 |
| **Interest Earnings** | 2,947 | 2,556 | 2,752 | 5,745 | 5,104 | 9,141 | 26,951 | 80,038 | 53,329 | 4,240 | 10,000 | (19,249) | 9,500 | 10,000 | 46,310 | 9,500 | 10,000 | 10,000 |
| **Misc-SHIP Mort Satisfy** | 33,688 | 140,083 | 25,000 | 260,113 | 115,210 | 300,730 | 131,010 | 171,457 | 174,813 | 291,196 | 180,000 | 396,999 | 294,999 | 180,000 | 139,640 | 171,000 | 180,000 | 180,000 |
| **Subtotal** | **36,635** | **522,482** | **393,469** | **281,503** | **504,706** | **796,290** | **1,598,937** | **601,495** | **578,142** | **822,085** | **665,000** | **1,203,622** | **754,499** | **665,000** | **285,950** | **631,750** | **665,000** | **665,000** |
| **Less 5%** | | | | | | | | | | | (33,250) | | | (33,250) | | | (33,250) | 0 |
| **Fund Bal Fwd** | | | | | | | | | | | 857,799 | | | 857,799 | | | 1,806,250 | 0 |
| **Total** | **36,635** | **522,482** | **393,469** | **281,503** | **504,706** | **796,290** | **1,598,937** | **601,495** | **578,142** | **822,085** | **1,489,549** | **1,203,622** | **754,499** | **1,489,549** | **285,950** | **631,750** | **2,438,000** | **665,000** |
| **Appropriations:** | | | | | | | | | | | | | | | | | | |
| **Operating** | 568,891 | 85,768 | 6,857 | 449,694 | 602,628 | 403,571 | 269,595 | 1,062,962 | 891,765 | 1,188,312 | 1,459,549 | 510,035 | 1,094,662 | 1,459,549 | 642,944 | 650,000 | 2,238,000 | 1,500,000 |
| **Cash Balance** **0%** | | | | | | | | | | | 15,000 | | | 15,000 | | | | |
| **Transfers Out** | | | | | | | | | | | | | | | | | | |
| **Contingency** **0%** | | | | | | | | | | | 15,000 | | | 15,000 | | | 200,000 | 200,000 |
| **Total** | **568,891** | **85,768** | **6,857** | **449,694** | **602,628** | **403,571** | **269,595** | **1,062,962** | **891,765** | **1,188,312** | **1,489,549** | **510,035** | **1,094,662** | **1,489,549** | **642,944** | **650,000** | **2,438,000** | **1,700,000** |

# Fund 155:

# Affordable Housing Initiatives

**MONROE COUNTY, FLORIDA - BOARD OF COUNTY COMMISSIONERS**
**BUDGETED REVENUE ANALYSIS**
**AFFORDABLE HOUSING INITIATIVES - FUND 155**
**FOR THE BUDGET YEAR ENDING SEPTEMBER 30, 2024**

| 6/27/2023 16:45<br>**Revenues:** | **Fiscal Year 2024 Proposed** | **Fiscal Year 2023 Estimated** | **Fiscal Year 2023 YTD** | **Fiscal Year 2023 Adopted** | **Fiscal Year 2022 Estimated** | **Fiscal Year 2022 Actual** | **Fiscal Year 2022 Amended** |
|---|---|---|---|---|---|---|---|
| In-Lieu Fees | | | | | 15,232 | 15,232 | 15,232 |
| **Total Licenses & Permits** | - | - | - | - | **15,232** | **15,232** | **15,232** |
| **Investment Income** | - | **250** | **216** | - | - | - | - |
| **Subtotal Revenues** | - | **250** | **216** | - | **15,232** | **15,232** | **15,232** |
| **Fund Balance Forward** | 15,232 | | | 15,232 | | | |
| **(LESS 5% Florida Statute)** | | | | | | | |
| **Total Local Housing Assist.** | **15,232** | **250** | **216** | **15,232** | **15,232** | **15,232** | **15,232** |

**FUND 155 Affordable Housing Initiatives Fund Balance Calculation**

| | 2022 Amended | **2022 Actual** | 2022 Estimate | 2023 Adopted | **2023 YTD** | 2023 Estimate | 2024 Proposed | 2024 Estimated |
|---|---|---|---|---|---|---|---|---|
| **Audited Fund Balance** | 0 | 0 | 0 | 15,232 | 15,232 | 15,232 | 15,482 | 15,482 |
| **Revenue** | 0 | 15,232 | 15,232 | 15,232 | 216 | 250 | 15,232 | 250 |
| **Expense** | 0 | 0 | 0 | 15,232 | 0 | 0 | 15,232 | 0 |
| **Estimated Ending Fund Balance** | 0 | 15,232 | 15,232 | 15,232 | 15,448 | 15,482 | 15,482 | 15,732 |

| **Budget Projection**<br>**Revenues:** | 2022 Adopted | **2022 Actual** | 2022 Estimate | 2023 Adopted | **2023 YTD** | 2023 Estimate | 2024 Proposed | 2024 Proposed |
|---|---|---|---|---|---|---|---|---|
| **Licenses & Permits** | | 15,232 | 15,232 | - | | | | |
| **Interest Earnings** | | - | - | - | 216 | 250 | - | 250 |
| **Subtotal** | | **15,232** | **15,232** | **-** | **216** | **250** | **-** | **250** |
| **Less 5%** | | | | | | | | |
| **Fund Bal Fwd** | | | | 15,232 | | | 15,232 | - |
| **Total** | | **15,232** | **15,232** | **15,232** | **216** | **250** | **15,232** | **250** |
| **Appropriations:** | | | | | | | | |
| **Operating** | | - | - | 15,232 | | | 15,232 | - |
| **Cash Balance** | | | | | | | | |
| **Transfers Out** | | | | | | | | |
| **Contingency** | | | | | | | | |
| **Total** | - | - | - | **15,232** | - | - | **15,232** | - |

# Fund 157:

# Boating Improvement Fund (BIF)

**MONROE COUNTY, FLORIDA - BOARD OF COUNTY COMMISSIONERS**

**BUDGETED REVENUE ANALYSIS**

**BOATING IMPROVEMENT FUND - 157**

**FOR THE BUDGET YEAR ENDING SEPTEMBER 30, 2023**

| **Revenues:** | **Fiscal Year 2024 Proposed** | **Fiscal Year 2023 Estimated** | **Fiscal Year 2023 YTD** | **Fiscal Year 2023 Adopted** | **Fiscal Year 2022 Actual** | **Fiscal Year 2022 Adopted** | **Fiscal Year 2021 Actual** | **Fiscal Year 2020 Actual** | **Fiscal Year 2019 Actual** | **Fiscal Year 2018 Actual** | **Fiscal Year 2017 Actual** | **Fiscal Year 2016 Actual** | **Fiscal Year 2015 Actual** | **Fiscal Year 2014 Actual** |
|---|---|---|---|---|---|---|---|---|---|---|---|---|---|---|
| Federal Grants Econ Environ | | | | | | | | | | | | | | |
| State Grants Econ Environ | | | | | | | 28,420 | 52,849 | | | 29,622 | | | |
| **Total Intergovernmental** | **-** | **-** | **-** | **-** | **-** | **-** | **28,420** | **52,849** | | | **29,622** | | | |
| Serv-Phy Env-DV Restitut | | 250 | 225 | | 3,852 | | 11,869 | | | | | | | - |
| Serv-Phy Env-Cnsrvtn | | | | | | | | | | | | | | |
| Services - Cultural Vessel | 275,000 | 174,396 | 116,264 | 275,000 | 205,417 | 275,000 | 212,546 | 202,434 | 273,777 | 269,404 | 277,216 | 282,320 | 277,764 | 238,249 |
| Services - Cultural Reg Ord Fees | 480,000 | 424,428 | 282,952 | 480,000 | 523,655 | 480,000 | 534,894 | 490,683 | 487,146 | 479,867 | 479,897 | 488,666 | 466,784 | 435,249 |
| **Total Charges for Services** | **755,000** | **599,074** | **399,440** | **755,000** | **732,924** | **755,000** | **759,308** | **693,117** | **760,923** | **749,271** | **757,113** | **770,986** | **744,547** | **673,497** |
| | | | | | | | | | | | | | | |
| **Investment Income** | **40,000** | **75,000** | **68,057** | **40,000** | **(36,185)** | **40,000** | **7,475** | **66,658** | **88,023** | **27,201** | **13,292** | **9,435** | **6,482** | **5,921** |
| Other Misc Revenue | | | | | | | 0 | 0 | 370 | - | - | - | 7,133 | - |
| Misc Revenue | | | | | | | 1,550 | 15,596 | 8,631 | 3,657 | 7,411 | 5,202 | 15,895 | 2,678 |
| Disposition of Fixed Asset | | | | | | | | 1,173 | | | | | | |
| **Total Misc Revenues** | **-** | **-** | **-** | **-** | | **-** | **1,550** | **16,770** | **9,001** | **3,657** | **7,411** | **5,202** | **23,028** | **2,678** |
| | | | | | | | | | | | | | | |
| **Subtotal Revenues** | **795,000** | **674,074** | **467,497** | **795,000** | **696,739** | **795,000** | **796,754** | **829,393** | **857,948** | **780,129** | **807,438** | **785,623** | **774,057** | **682,096** |
| Transfer in fm 125 | | | | | | | | | | | 86,462 | | | |
| **Fund Balance Forward** | 912,235 | | | 904,114 | | 1,507,291 | | | | | | | | |
| **(LESS 5% Florida Statute)** | (39,750) | | | (39,750) | | (39,750) | | | | | | | | |
| **Total Boating Improvement** | **1,667,485** | **674,074** | **467,497** | **1,659,364** | **696,739** | **2,262,541** | **796,754** | **829,393** | **857,948** | **780,129** | **893,900** | **785,623** | **774,057** | **682,096** |

**FUND 157 Boating Improvement - Fund Balance Forward Calculation**

| Fiscal Year | 2015 Actual | 2016 Actual | 2017 Actual | 2018 Actual | 2019 Actual | 2020 Actual | 2021 Actual | 2022 Adopted | 2022 Actual | 2023 Adopted | 2023 YTD | 2023 Estimate | 2024 Proposed | 2024 Estimate |
|---|---|---|---|---|---|---|---|---|---|---|---|---|---|---|
| **Audited Fund Bal Prior Year (CAFR)** | **2,428,865** | **2,332,405** | **2,535,591** | **2,799,730** | **3,131,635** | **3,087,828** | **3,339,094** | 3,177,485 | 3,567,629 | 3,675,457 | 3,289,416 | 3,289,416 | 3,245,002 | 3,245,002 |
| **Revenue** | **774,057** | **785,623** | **893,900** | **780,129** | **857,948** | **829,393** | **796,754** | **2,262,541** | **696,739** | **1,659,364** | **467,272** | **674,074** | **1,667,485** | **757,250** |
| **Expenses** | **870,517** | **582,437** | **629,761** | **448,222** | **901,754** | **578,127** | **568,218** | **2,262,541** | **974,952** | **1,659,364** | **478,992** | **718,488** | **1,667,485** | **1,132,861** |
| **Estimated Ending Fund Balance** | **2,332,405** | **2,535,591** | **2,799,730** | **3,131,635** | **3,087,828** | **3,339,094** | **3,567,629** | 3,177,485 | 3,289,416 | 3,675,457 | 3,277,697 | 3,245,002 | 3,245,002 | 2,869,392 |
| | (96,460) | 203,186 | 264,139 | 331,905 | (43,808) | 251,266 | 228,535 | 0 | (278,213) | 0 | (11,719) | (44,414) | 0 | (375,611) |

| **Revenues:** | 2015 Actual | 2016 Actual | 2017 Actual | 2018 Actual | 2019 Actual | 2020 Actual | 2021 Actual | 2022 Adopted | 2022 Actual | 2023 Adopted | 2023 YTD | 2023 Estimate | 2024 Proposed | 2024 Estimate |
|---|---|---|---|---|---|---|---|---|---|---|---|---|---|---|
| Conserv & Resrc Mgmt Fee | | | | | | | | | | | | | | |
| Services - Cultural Vessel | 277,764 | 282,320 | 277,216 | 269,404 | 273,777 | 202,434 | 212,546 | 275,000 | 205,417 | 275,000 | 116,264 | 174,396 | 275,000 | 261,250 |
| Services - Cultural Reg Ord Fees | 466,784 | 488,666 | 479,897 | 479,867 | 487,146 | 490,683 | 534,894 | 480,000 | 523,655 | 480,000 | 282,952 | 424,428 | 480,000 | 456,000 |
| Other Revenue | 29,510 | 14,637 | 136,787 | 30,857 | 97,025 | 136,276 | 49,314 | 40,000 | (32,333) | 40,000 | 68,057 | 75,250 | 40,000 | 40,000 |
| Less 5% | | | | | | | | (39,750) | | (39,750) | | | (39,750) | |
| **Subtotal** | 774,057 | 785,623 | 893,900 | 780,129 | 857,948 | 829,393 | 796,754 | 755,250 | 696,739 | 755,250 | 467,272 | 674,074 | 755,250 | 757,250 |
| Fund Balance Forward | | | | | | | | 1,507,291 | | 904,114 | | | 912,235 | |
| **Total** | 774,057 | 785,623 | 893,900 | 780,129 | 857,948 | 829,393 | 796,754 | 2,262,541 | 696,739 | 1,659,364 | 467,272 | 674,074 | 1,667,485 | 757,250 |
| | | | | | | | | | | | | | | |
| **Appropriations:** | | | | | | | | | | | | | | |
| Boating Improvement 62520 | 363,480 | 227,955 | 362,940 | 243,767 | 430,478 | 258,193 | 262,517 | 1,174,644 | 191,593 | 638,913 | 170,526 | 255,789 | 612,116 | 581,510 |
| BI Fees/Retained Vessel 62613 | 467,545 | 259,829 | 157,556 | 159,914 | 53,167 | 319,935 | 302,571 | 537,897 | 783,359 | 551,203 | 308,466 | 462,699 | 580,369 | 551,351 |
| **Subtotal-Operating** | **831,024** | **487,784** | **520,496** | **403,680** | **483,644** | **578,128** | **565,087** | **1,712,541** | **974,952** | **1,190,116** | **478,992** | **718,488** | **1,192,485** | **1,132,861** |
| Cash Balance 85546 | | | | | | | | 350,000 | | 269,248 | | | 275,000 | |
| Transfers Out | 39,493 | 94,654 | 109,265 | 44,542 | 418,110 | | 3,131 | | | | | | | |
| Contingency 85546 | | | | | | | | 200,000 | | 200,000 | | | 200,000 | |
| **Subtotal-Other Uses** | **39,493** | **94,654** | **109,265** | **44,542** | **418,110** | **-** | **3,131** | **550,000** | **-** | **469,248** | **-** | **-** | **475,000** | **-** |
| **Total** | **870,517** | **582,437** | **629,761** | **448,222** | **901,754** | **578,127** | **568,218** | **2,262,541** | **974,952** | **1,659,364** | **478,992** | **718,488** | **1,667,485** | **1,132,861** |

# Fund 158:

# Misc. Special Revenue Fund

**MONROE COUNTY, FLORIDA - BOARD OF COUNTY COMMISSIONERS**
**BUDGETED REVENUE ANALYSIS**
**MISC. SPECIAL REVENUE - 158**
**FOR THE FISCAL YEAR ENDING SEPTEMBER 30, 2024**

6/30/2023 10:02

| Revenues: | Fiscal Year 2024 Proposed | Fiscal Year 2023 Estimated | Fiscal Year 2023 YTD | Fiscal Year 2023 Adopted | Fiscal Year 2022 Actual | Fiscal Year 2022 Adopted | Fiscal Year 2021 Actual | Fiscal Year 2020 Actual | Fiscal Year 2019 Actual | Fiscal Year 2018 Actual | Fiscal Year 2017 Actual | Fiscal Year 2016 Actual | Fiscal Year 2015 Actual | Fiscal Year 2014 Actual | Fiscal Year 2013 Actual |
|---|---|---|---|---|---|---|---|---|---|---|---|---|---|---|---|
| Building Permits | | 39,106 | 27,770 | | 39,356 | | 51,612 | 36,353 | 42,937 | 37,211 | 38,099 | 55,741 | 77,488 | 44,380 | 45,725 |
| Bldg Permits-Bio Educ Fee | | 466 | 330 | | 580 | | 620 | 742 | 56,976 | 65,646 | 60,030 | 67,893 | 58,913 | 20,595 | 15,574 |
| BLDG Permits - Fire Educ | | | | | | | 12 | 110 | 4,990 | 5,180 | 4,500 | 4,800 | 4,470 | | |
| **Total Licenses and Permits** | - | **39,572** | **28,100** | | **39,936** | - | **52,244** | **37,206** | **104,903** | **108,037** | **102,629** | **128,433** | **140,871** | **64,975** | **61,299** |
| Svcs Ct Technology | | | | | | | | | | | | | | | |
| Svcs Ct Tech-J CT Tech | | 86,678 | 61,397 | | 139,415 | | 177,857 | 127,636 | 116,363 | 112,570 | 111,620 | 109,353 | 111,162 | 95,898 | 110,941 |
| Svcs Ct Tech-SA CT Tech | | 52,007 | 36,838 | | 83,649 | | 106,714 | 76,582 | 69,818 | 67,542 | 66,972 | 65,612 | 66,697 | 57,539 | 66,565 |
| Svcs Ct Tech-PD CT Tech | | 34,672 | 24,559 | | 55,766 | | 71,143 | 51,054 | 46,545 | 45,028 | 44,648 | 43,741 | 44,465 | 38,359 | 44,376 |
| Services-Sheriff | | | | | | | | | | | | | | | |
| Circuit Court | | | | | | | | | | | | | | | |
| Services Other Planning Fees | | 604,101 | 427,905 | | 816,055 | - | - | | | | 13,981 | 40,325 | 6,349 | 12,697 | - |
| **Svcs Quasi/Fee Charges** | - | **777,457** | **550,699** | | **1,094,885** | - | **355,714** | **255,272** | **232,726** | **225,140** | **237,221** | **259,031** | **228,673** | **204,493** | **221,882** |
| Crim Ct Costs Crime Prevention | | 61,530 | 43,584 | | 49,313 | | 43,660 | 42,897 | 43,447 | 46,471 | 36,909 | 41,782 | 52,344 | 53,313 | 41,348 |
| Crim Add'l Ct Costs Legal Aid | | 39,649 | 28,085 | | 31,901 | | 26,542 | 27,153 | 28,497 | 29,409 | 24,620 | 26,389 | 34,505 | 26,283 | 26,105 |
| Crim Add'l Ct Costs Law Library | | 39,649 | 28,085 | | 31,901 | | 26,542 | 27,153 | 28,497 | 29,409 | 24,620 | 26,389 | 34,505 | 26,283 | 26,105 |
| Crim Add'l Ct Costs Court Sys Upgrd | | 39,649 | 28,085 | | 31,901 | | 26,542 | 27,153 | 28,497 | 29,409 | 24,620 | 26,389 | 34,505 | 26,283 | 26,105 |
| Crim Add'l Ct Costs Juv Alt | | 39,649 | 28,085 | | 31,901 | | 26,542 | 27,153 | 28,497 | 29,409 | 24,620 | 26,389 | 34,505 | 26,283 | 26,105 |
| Crim Add'l Ct Costs County Court | | | | | | | - | | | | | | | | |
| **Court Related Revenue** | - | **378,726** | **155,926** | | **176,917** | - | **149,827** | **151,509** | **157,436** | **164,108** | **135,389** | **147,336** | **190,365** | **158,445** | **145,768** |
| **Total Charges for Services** | - | **1,156,183** | **706,625** | | **1,271,802** | - | **505,541** | **406,782** | **390,162** | **389,248** | **372,610** | **406,368** | **419,037** | **362,938** | **367,650** |
| Fines - Lost Books | | 171 | 1,212 | | 1,519 | | 496 | 727 | 1,011 | 1,080 | 1,271 | 1,235 | 1,860 | 1,709 | 2,201 |
| Fines - Overdue Books | | | | | | | - | 2,945 | 7,263 | 7,752 | 8,549 | 9,648 | 11,245 | 10,390 | 12,164 |
| Fines Local Ord - Radio Commun | | 182,209 | 129,065 | | 191,407 | | 205,238 | 139,443 | 145,603 | 113,536 | 132,719 | 128,860 | 154,174 | 99,244 | 133,600 |
| Fines-Parking Violations | | 840 | 595 | | 1,784 | | | | | | | | | | |
| Traffic Penalty - Education | | 95,613 | 67,726 | | 96,005 | | 99,970 | 71,972 | 81,265 | 71,359 | 83,983 | 80,128 | 100,926 | 118,394 | 94,509 |
| Fines Local Ord - Handicapped | | | | | | | 595 | 149 | | 505 | 297 | 595 | 595 | 1,092 | 446 |
| **Total Fines and Forfeitures** | - | **278,833** | **198,597** | | **290,715** | - | **306,298** | **215,237** | **235,142** | **194,232** | **226,818** | **220,465** | **268,799** | **230,830** | **242,920** |
| **Investment Income** | | **108,536** | **76,880** | | **(33,865)** | - | **7,141** | **65,846** | **87,877** | **28,168** | **15,717** | **10,867** | **7,465** | **5,830** | **6,653** |
| Contr & Don fm priv srcs | | | | | | | 3 | 157,156 | 96,000 | | 2,500 | 184,537 | 12,150 | | 10,000 |
| Contr & Don | | | | | 2,400 | | | | 1,958 | | | | | | |
| Donations-Bayshore | | | | | | | | | | 698 | | | | | |
| Lib Don Golan Trust | | | | | | | | | | | | | | | |
| Other Sources Lease Liabilities Issued | | | | | 66,673 | | | | | | | | | | |
| Miscellaneous Revenues | | | | | 72,064 | | | 336 | 48 | 422 | 100 | | | | |
| **Total Misc. Revenue** | | | | | **141,137** | - | **3** | **157,492** | **98,007** | **1,120** | **2,600** | **184,537** | **12,150** | - | **10,000** |
| Transfer From General 001 | | | | | | | | | 1,958 | 4,029 | | 1,471 | 2,000 | | |
| Transfer fm Parks & Beach 147 | | | | | | | | | | | | | | | |
| **Subtotal Revenues** | - | **1,583,125** | **1,010,203** | - | **1,709,725** | - | **871,227** | **882,563** | **918,048** | **724,834** | **720,375** | **952,141** | **850,322** | **664,573** | **688,521** |
| **Non-Operating Sources (FB)** | 3,783,857 | | | 2,522,571 | | 2,496,238 | | | | | | | | | |
| **Total Misc Spec Rev Fund** | **3,783,857** | **1,583,125** | **1,010,203** | **2,522,571** | **1,709,725** | **2,496,238** | **871,227** | **882,563** | **918,048** | **724,834** | **720,375** | **952,141** | **850,322** | **664,573** | **688,521** |

**FUND 158 Misc. Special Revenue Fund, Fund Balance Forward Calculation**

| Fiscal Year | 2015 Actual | 2016 Actual | 2017 Actual | 2018 Actual | 2019 Actual | 2020 Actual | 2021 Budget | 2021 Actual | 2022 Budget | 2022 Actual | 2023 Adopted | 2023 YTD | 2023 Estimate | 2024 Proposed | 2024 Estimate |
|---|---|---|---|---|---|---|---|---|---|---|---|---|---|---|---|
| Audited Fund Bal Prior Year (CAFR) | 2,508,962 | 2,430,252 | 2,790,266 | 3,075,734 | 3,079,206 | 3,135,487 | 3,134,598 | 3,134,598 | 2,739,233 | 3,189,631 | 3,749,485 | 3,882,326 | 3,882,326 | 4,404,215 | 4,404,215 |
| Revenue | 850,322 | 952,141 | 720,375 | 724,834 | 918,048 | 882,562 | 2,713,569 | 871,227 | 2,496,238 | 1,709,725 | 2,522,571 | 1,010,203 | 1,583,125 | 3,783,857 | 1,662,281 |
| Expenses | 929,035 | 592,128 | 434,906 | 721,362 | 861,767 | 883,452 | 2,626,149 | 816,193 | 2,496,238 | 1,017,032 | 2,522,571 | 568,508 | 1,061,236 | 3,783,857 | 1,114,298 |
| Estimated Ending Fund Balance | 2,430,252 | 2,790,266 | 3,075,734 | 3,079,206 | 3,135,487 | 3,134,598 | 3,222,018 | 3,189,631 | 2,739,233 | 3,882,326 | 3,749,485 | 4,324,021 | 4,404,215 | 4,404,215 | 4,952,198 |
| | (78,710) | 360,014 | 285,469 | 3,471 | 56,282 | (889) | 87,420 | 55,033 | 0 | 692,694 | 0 | 441,695 | 521,889 | 0 | 547,983 |

| Revenues: (CAFR) | 2015 Actual | 2016 Actual | 2017 Actual | 2018 Actual | 2019 Actual | 2020 Actual | 2021 Budget | 2021 Actual | 2022 Budget | 2022 Actual | 2023 Adopted | 2023 YTD | 2023 Estimate | 2024 Proposed | 2024 Estimate |
|---|---|---|---|---|---|---|---|---|---|---|---|---|---|---|---|
| Licenses & Permits | 140,871 | 128,433 | 102,629 | 108,037 | 104,903 | 37,206 | 18,863 | 52,244 | | 39,936 | | 28,100 | 39,572 | | 41,550 |
| Charges for Services | 419,037 | 259,031 | 237,221 | 225,140 | 232,726 | 255,272 | 175,047 | 355,714 | | 1,271,802 | | 706,625 | 1,156,183 | | 1,213,992 |
| Fines & Forfeitures | 268,799 | 220,465 | 226,818 | 194,232 | 235,142 | 215,237 | 38,140 | 306,298 | | 290,715 | | 198,597 | 278,833 | | 292,775 |
| Other Revenue | 21,615 | 344,212 | 153,706 | 197,425 | 345,278 | 374,847 | 0 | 156,970 | | 107,273 | | 76,880 | 108,536 | | 113,963 |
| Less 5% | | | | | | | | | | | | | | | |
| **Subtotal** | 850,322 | 952,141 | 720,375 | 724,834 | 918,048 | 882,562 | 232,049 | 871,227 | 0 | 1,709,725 | 0 | 1,010,203 | 1,583,125 | 0 | 1,662,281 |
| Fund Balance Forward | | | | | | | 2,481,520 | | 2,496,238 | | 2,522,571 | | | 3,783,857 | |
| **Total** | **850,322** | **952,141** | **720,375** | 724,834 | 918,048 | 882,562 | 2,713,569 | 871,227 | 2,496,238 | 1,709,725 | 2,522,571 | 1,010,203 | 1,583,125 | 3,783,857 | 1,662,281 |
| **Appropriations:** | | | | | | | | | | | | | | | |
| Operating | 721,646 | 224,946 | 195,551 | 377,269 | | | | | | | | | | | |
| FL Keys Council Handicap 04588 | | | | | | 1 | 3,000 | 0 | 3,000 | | 3,000 | | 2,850 | 3,000 | 2,993 |
| Ord 021-2002 - Traffic 04587 | | | | | 102,145 | 75,798 | 0 | 72,788 | 50,000 | 117,799 | 50,000 | | 87,369 | 50,000 | 91,737 |
| Legal Aid 04586 | | | | | 28,497 | 27,153 | 70,037 | 19,699 | | 21,190 | | 16,644 | 16,644 | | 17,476 |
| Climate Summit 06047 | 0 | 143,360 | | | 1,275 | 252,454 | 0 | | 0 | | | | | | |
| Municipality Mobile LIDAR 06048 | | | | | | | | | | 72,066 | | | | | |
| Interagency Communication 10505 | | | | | | 139,568 | 140,000 | 205,299 | 140,000 | 191,551 | 140,000 | 129,493 | 133,000 | 140,000 | 139,650 |
| Fire Rescue - Blg Educ 12002 | | | | | 3,928 | 0 | 5,010 | 0 | 5,000 | | 5,000 | | 4,750 | 5,000 | 4,988 |
| Settlers Park Landscaping 20513 | | | | | | 0 | 2,633 | 0 | 2,633 | | 2,633 | | 2,501 | 2,600 | 2,626 |
| Bldg Dept- Education Exp 52501 | 27,353 | 13,955 | 33,359 | 35,994 | 33,435 | 45,023 | 101,916 | 39,050 | 88,400 | 31,509 | 88,400 | 32,532 | 45,928 | 70,000 | 48,224 |
| Bayshore Donations 61524 | | | | | 200 | 275 | 1,557 | | 1,557 | | 1,557 | | 1,479 | 1,557 | 1,553 |
| Library Special Programs 62036/62038 | | | | | 3,142 | 4,520 | 351,141 | 72,672 | 280,000 | | 280,000 | 76,229 | 91,475 | 131,864 | 96,049 |
| Key West Library Donations 62042 | | | | | | | | | | | | 42,154 | 50,585 | 70,000 | 53,114 |
| Marathon Library Donations 62043 | | | | | | | | | | | | 2,000 | 2,400 | 5,000 | 2,520 |
| Islamorada Library Donations 62044 | | | | | | | | | | | | 1,225 | 1,470 | 4,000 | 1,544 |
| Big Pine Key Library Donations 62045 | | | | | | | | | | | | 1,201 | 1,441 | 2,000 | 1,513 |
| Key Largo Library Donations 62046 | | | | | | | | | | | | 1,096 | 1,315 | 16,000 | 1,381 |
| Legal Scholarship Program 67503 | | | | | 3,917 | | | | | 4,900 | | | | | |
| Teen Court 68627 | | | | | | 27,153 | 6,486 | 26,542 | 0 | 31,901 | | 16,644 | 23,497 | | 24,672 |
| Crime Prevention Prog 68636 | | | | | | 0 | 56,486 | 0 | 50,000 | | 50,000 | | 47,500 | 50,000 | 49,875 |
| Enviro Resources Educ 52503 | 12,914 | 13,424 | 29,387 | 43,731 | 73,880 | 52,514 | 50,190 | 19,133 | 50,000 | 29,413 | 51,680 | 20,859 | 29,448 | 53,500 | 30,920 |
| Conservation Land Purch 52504 | | | | | | 0 | | 0 | | | | | | | |
| SA Ct Tech 69601 | 91,337 | 46,240 | 57,319 | 138,176 | 245,232 | 101,515 | 360,456 | 190,641 | 335,000 | 249,449 | 310,000 | 96,977 | 275,000 | 310,000 | 288,750 |
| Pd Ct Tech 69801 | 28,367 | 24,101 | 48,118 | 53,789 | 49,861 | 48,871 | 116,970 | 33,548 | 100,000 | 62,571 | 145,000 | 26,891 | 100,000 | 146,000 | 105,000 |
| Alt Dispute Resol-Civil 82101 | 0 | 0 | 0 | | | | | | | | | | | | |
| Ord 016-2004 St Court Sup 82506 | 6,787 | 12,941 | 32,766 | 14,004 | 15,783 | 22,840 | 35,086 | 22,872 | 25,000 | 534 | 26,200 | 11,190 | 24,890 | 26,900 | 26,135 |
| J Ct Tech 82507 | 40,632 | 113,161 | 38,407 | 58,399 | 106,202 | 62,800 | 142,863 | 113,951 | 118,755 | 204,148 | 123,888 | 93,373 | 117,694 | 119,755 | 123,578 |
| **Subtotal-Operating** | 929,035 | 592,128 | 434,906 | 721,362 | 667,497 | 860,485 | 1,443,831 | 816,194 | 1,249,345 | 1,017,032 | 1,277,358 | 568,508 | 1,061,236 | 1,207,176 | 1,114,298 |
| Cash Balance-590991 85547 | | | | | | | | | | | | | | | |
| Transfers Out 86549 | | | | | 194,271 | 22,965 | 6,486 | 0 | | | | | | | |
| Contingency-590990 85547 | | | | | | 0 | 1,175,832 | 0 | 1,246,893 | | 1,245,213 | | | 2,576,681 | |
| **Subtotal-Other Uses** | 0 | 0 | 0 | 0 | 194,271 | 22,965 | 1,182,318 | 0 | 1,246,893 | 0 | 1,245,213 | 0 | 0 | 2,576,681 | 0 |
| **Total** | **929,035** | **592,128** | **434,906** | 721,362 | 861,767 | 883,452 | 2,626,149 | 816,193 | 2,496,238 | 1,017,032 | 2,522,571 | 568,508 | 1,061,236 | 3,783,857 | 1,114,298 |
| | (78,712) | 360,014 | 285,469 | 3,471 | 56,282 | (889) | 87,420 | 55,033 | 0 | 692,693 | 0 | 441,695 | 521,889 | 0 | 547,983 |

# Fund 160:

# Environmental Restoration Fund

**MONROE COUNTY, FLORIDA - BOARD OF COUNTY COMMISSIONERS**

**BUDGETED REVENUE ANALYSIS**

**ENVIRONMENTAL RESTORATION - 160**

**FOR THE BUDGET YEAR ENDING SEPTEMBER 30, 2024**

6/28/2023 11:38

| | Fiscal Year 2024 Adopted | Fiscal Year 2023 Estimated | Fiscal Year 2023 YTD | Fiscal Year 2023 Adopted | Fiscal Year 2022 Actual | Fiscal Year 2022 Adopted | Fiscal Year 2021 Actual | Fiscal Year 2021 Adopted | Fiscal Year 2020 Actual | Fiscal Year 2019 Actual | Fiscal Year 2018 Actual | Fiscal Year 2017 Actual | Fiscal Year 2016 Actual | Fiscal Year 2015 Actual | Fiscal Year 2014 Actual |
|---|---|---|---|---|---|---|---|---|---|---|---|---|---|---|---|
| **Revenues:** | | | | | | | | | | | | | | | |
| Mitigation Penalties | 650,000 | 995,240 | 663,493 | 650,000 | 1,214,365 | 650,000 | 613,704 | 650,000 | 739,101 | 1,256,740 | 746,450 | 881,208 | 533,013 | 435,006 | 500,863 |
| Interest Earnings | 15,000 | 172,649 | 115,099 | 15,000 | (48,590) | 15,000 | 9,894 | 15,000 | 81,718 | 97,589 | 23,725 | 11,651 | 7,249 | 5,110 | 4,000 |
| | **665,000** | **1,167,888** | **778,592** | **665,000** | **1,165,775** | **665,000** | **623,598** | **665,000** | **820,819** | **1,354,328** | **770,175** | **892,860** | **540,262** | **440,116** | **504,862** |
| Services - Radon Fees | | | | | 18 | | | | | | | | | | |
| **Total Charges for Services** | **0** | **0** | **0** | | **18** | | | | | | | | | | |
| Disposition of Fixed Assets | | | | | | | | | | **2,011** | | | | | |
| **Total Miscellaneous Revenue** | **0** | **0** | **0** | | | | | | | **2,011** | | | | | |
| | | | | | | | | | | | | | | | |
| **Subtotal Revenues** | **665,000** | **1,167,888** | **778,592** | **665,000** | **1,165,793** | **665,000** | **623,598** | **665,000** | **820,819** | **1,356,339** | **770,175** | **892,860** | **540,262** | **440,116** | **504,862** |
| **Transfer from 304 Plnt Mitigation** | | | | | | | | | | | | | | | |
| **Transfer from Fund 125** | | | | | | | **59** | | | | | | | | |
| **Fund Balance Forward** | 1,236,756 | | | 1,051,577 | | 193,003 | | 73,656 | | | | | | | |
| **Less 5% FL. Statute** | (33,250) | | | (33,250) | | (33,250) | | (33,250) | | | | | | | |
| **Total Environmental Restor.** | **1,868,506** | **1,167,888** | **778,592** | **1,683,327** | **1,165,793** | **824,753** | **623,657** | **705,406** | **820,819** | **1,356,339** | **770,175** | **892,860** | **540,262** | **440,116** | **504,862** |

**FUND 160 ENVIRONMENTAL RESTORATION, Fund Balance Forward Calculation**

| Fiscal Year | 2015 Actual | 2016 Actual | 2017 Actual | 2018 Actual | 2019 Actual | 2020 Actual | 2021 Adopted | 2021 Actual | 2022 Adopted | 2022 Actual | 2023 Adopted | 2023 YTD | 2023 Estimate | 2024 Proposed | 2024 Estimate |
|---|---|---|---|---|---|---|---|---|---|---|---|---|---|---|---|
| **Audited Fund Bal Prior Year (CAFR)** | **1,759,875** | **1,995,789** | **1,638,208** | **2,297,015** | **2,739,043** | **3,811,442** | 4,344,861 | **4,344,861** | 4,629,763 | 4,650,045 | 5,376,416 | **5,416,314** | 5,416,314 | 6,149,462 | 6,149,462 |
| **Revenue** | **440,116** | **540,262** | **892,860** | **770,175** | **1,356,339** | **820,819** | 705,406 | **623,657** | 824,753 | 1,165,793 | 1,683,327 | **778,592** | 1,167,888 | 1,868,506 | 665,000 |
| **Expenses** | **204,202** | **897,843** | **234,052** | **328,148** | **283,938** | **287,399** | 705,406 | **318,474** | 824,753 | 399,524 | 1,683,327 | **289,418** | 434,740 | 1,868,506 | 1,619,950 |
| **Estimated Ending Fund Balance** | **1,995,789** | **1,638,208** | **2,297,015** | **2,739,043** | **3,811,442** | **4,344,861** | 4,344,861 | **4,650,045** | 4,629,763 | 5,416,314 | 5,376,416 | 5,905,487 | 6,149,462 | 6,149,462 | 5,194,512 |
| | 235,914 | (357,581) | 658,807 | 442,028 | 1,072,398 | 533,420 | 0 | 305,183 | 0 | 766,269 | 0 | (489,174) | 733,148 | 0 | (954,950) |

| **Revenues:** | 2015 Actual | 2016 Actual | 2017 Actual | 2018 Actual | 2019 Actual | 2020 Actual | 2021 Adopted | 2021 Actual | 2022 Adopted | 2022 Actual | 2023 Adopted | 2023 YTD | 2023 Estimate | 2024 Proposed | 2024 Estimated |
|---|---|---|---|---|---|---|---|---|---|---|---|---|---|---|---|
| Fines & Forfeitures | 435,006 | 533,013 | 881,208 | 746,450 | 1,256,740 | 739,101 | 650,000 | 613,704 | 650,000 | 1,214,365 | 650,000 | 663,493 | 617,500 | 650,000 | 650,000 |
| Other Revenue | 5,110 | 7,249 | 11,651 | 23,725 | 99,600 | 81,718 | 15,000 | 9,953 | 15,000 | (48,572) | 15,000 | 115,099 | 10,000 | 15,000 | 15,000 |
| Less 5% | 0 | | | | | | (33,250) | | (33,250) | | (33,250) | | | (33,250) | |
| **Subtotal** | 440,116 | 540,262 | 892,860 | 770,175 | 1,356,339 | 820,819 | 631,750 | 623,657 | 631,750 | 1,165,793 | 631,750 | 778,592 | 627,500 | 631,750 | 665,000 |
| Fund Balance Forward | | | | | | | 73,656 | | 193,003 | | 1,051,577 | | | 1,236,756 | |
| **Total** | **440,116** | **540,262** | **892,860** | **770,175** | **1,356,339** | **820,819** | **705,406** | **623,657** | **824,753** | **1,165,793** | **1,683,327** | **778,592** | **627,500** | **1,868,506** | **665,000** |
| | | | | | | | | | | | | | | | |
| **Appropriations:** | | | | | | | | | | | | | | | |
| Operating | 52002 179,601 | 179,021 | 205,264 | 302,463 | 259,903 | 262,398 | 506,798 | 283,872 | 625,670 | 399,524 | 617,544 | 284,074 | 426,111 | 800,323 | 802,467 |
| Old Settlers Park | 20516 | | | | | | 9,083 | | 9,083 | | 9,083 | 5,344 | 8,629 | 11,483 | 11,483 |
| Environmental Restoration Office Build | 20600 | | | | | | | | | | 806,000 | | | 806,000 | 806,000 |
| Cash Balance | 85556 | | | | | | 126,350 | | 125,000 | | 120,664 | | | 120,664 | |
| Transfers Out | 24,601 | 24,862 | 28,788 | 25,685 | 24,035 | 25,000 | | 34,602 | | | | | | | |
| 52004 KLWT | 0 | 693,960 | | | | | | | | | | | | | |
| Reserves | 85556 | | | | | | | | | | | | | | |
| Contingency | 85556 | | | | | | 63,175 | | 65,000 | | 130,036 | | | 130,036 | |
| **Total** | **204,202** | **897,843** | **234,052** | **328,148** | **283,938** | **287,399** | **705,406** | **318,474** | **824,753** | **399,524** | **1,683,327** | **289,418** | **434,740** | **1,868,506** | **1,619,950** |

# Fund 162:

# Law Enforcement Fund

**MONROE COUNTY, FLORIDA - BOARD OF COUNTY COMMISSIONERS**

**BUDGETED REVENUE ANALYSIS**

**SHERIFF'S LAW ENFORCEMENT TRUST- 162**

**FOR THE BUDGET YEAR ENDING SEPTEMBER 30, 2024**

| 7/5/2023 14:01 | Fiscal Year 2024 Proposed Budget | Fiscal Year 2023 Estimated Budget | Fiscal Year 2023 YTD | Fiscal Year 2023 Adopted Budget | Fiscal Year 2022 Actual | Fiscal Year 2022 Adopted Budget | Fiscal Year 2021 Actual | Fiscal Year 2021 Adopted Budget | Fiscal Year 2020 Actual | Fiscal Year 2019 Actual | Fiscal Year 2018 Actual | Fiscal Year 2017 Actual | Fiscal Year 2016 Actual | Fiscal Year 2015 Actual | Fiscal Year 2014 Actual |
|---|---|---|---|---|---|---|---|---|---|---|---|---|---|---|---|
| **Revenues:** | | | | | | | | | | | | | | | |
| Services-Sheriff | | | | | | | | | | | | | | | |
| Fines-Law Enf Trust Fund | | | | | | | | | | | | | | | |
| **Fine & Forfeiture** | **0** | **0** | **0** | **0** | **0** | **0** | **0** | **0** | **0** | **0** | **0** | **0** | **0** | **0** | **0** |
| | | | | | | | | | | | | | | | |
| **Interest Revenue** | **25,000** | **120,000** | **112,508** | **25,000** | **27,753** | **30,000** | **16,541** | **5,000** | **14,398** | **16,820** | **5,337** | **2,874** | **2,391** | **1,858** | **1,417** |
| | | | | | | | | | | | | | | | |
| **Miscellaneous Rev** | | | | | | | **209,332** | | | **0** | **0** | | | | **0** |
| Misc. Rev-Federal Justice | | 2,509 | 2,509 | | 68,489 | | 10,846 | | 20,472 | | | | | | |
| Misc. Rev-Federal Treasury | | 8,179 | 8,179 | | 964 | | 6,276 | | 2,481,872 | | | | | | |
| Misc. Rev-South Florida Justice | | | | | 3,504 | | | | 159,282 | | | | | | |
| Misc. Rev-South Florida Treasury | | 400,750 | 400,750 | | 45,438 | | 37,996 | | 1,077,995 | | | | | | |
| **Total Misc. Revenue Federal Asset** | **0** | **411,438** | **411,438** | **0** | **118,396** | **0** | **55,119** | **0** | **3,739,620** | | **0** | | | | |
| | | | | | | | | | | | | | | | |
| **Subtotal Revenues** | **25,000** | **531,438** | **523,946** | **25,000** | **146,149** | **30,000** | **280,991** | **5,000** | **3,754,018** | **16,820** | **5,337** | **2,874** | **2,391** | **1,858** | **1,417** |
| | | | | | | | | | | | | | | | |
| **Trsf in Shf-Excess Fees** | | | | | **55** | | | | | | **20,733** | **30,262** | **20,722** | **28,096** | |
| | | | | | | | | | | | | | | | |
| **Fund Balance Forward** | 532,593 | | | 557,593 | | 560,593 | | 516,250 | | | | | | | |
| Fund Bal-Federal Justice | 20,064 | | | 20,064 | | 15,472 | | 12,824 | | | | | | | |
| Fund Bal-Federal Treasury | 1,489,854 | | | 1,689,854 | | 2,311,482 | | 2,780,900 | | | | | | | |
| Fund Bal-South Florida Justice | 159,282 | | | 159,282 | | 159,282 | | 160,022 | | | | | | | |
| Fund Bal-South Florida Treasury | 979,211 | | | 984,211 | | 1,067,995 | | 1,277,055 | | | | | | | |
| **Less 5%** | (1,250) | | | (1,250) | | (1,500) | | (250) | | | | | | | |
| **Sheriff Federal Asset Foreiture** | **3,204,754** | **531,438** | **523,946** | **3,434,754** | **146,204** | **4,143,323** | **280,991** | **4,751,801** | **3,754,018** | **16,820** | **26,070** | **33,135** | **23,113** | **29,954** | **1,417** |

**Law Enf Trust Fund Rev will be booked in period 13

**FUND 162 SHERIFF'S LAW ENFORCEMENT TRUST, Fund Balance Forward Calculation**

| | 2015 Actual | 2016 Actual | 2017 Actual | 2018 Actual | 2019 Actual | 2020 Actual | 2021 Adopted | 2021 Actual | 2022 Adopted | 2022 Actual | 2023 Adopted | 2023 YTD | 2023 Estimate | 2024 Proposed | 2024 Estimate |
|---|---|---|---|---|---|---|---|---|---|---|---|---|---|---|---|
| **Audited Fund Bal Per CAFR** | 677,662 | 668,124 | 639,989 | 634,050 | 603,622 | 607,442 | 4,340,213 | 4,340,213 | 3,999,657 | 3,898,122 | 3,785,235 | 3,764,389 | 3,764,389 | 4,065,827 | 4,065,827 |
| **Revenue** | 29,954 | 23,113 | 33,135 | 26,070 | 16,820 | 3,754,018 | 4,751,801 | 280,991 | 4,143,323 | 146,204 | 3,434,754 | 523,946 | 531,438 | 3,204,754 | 125,000 |
| **Expense** | 39,492 | 51,248 | 39,075 | 56,497 | 13,000 | 21,247 | 4,751,801 | 723,083 | 4,143,323 | 279,937 | 3,434,754 | 135,883 | 230,000 | 3,204,754 | 100,000 |
| **Estimated Ending Fund Balance** | 668,124 | 639,989 | 634,050 | 603,622 | 607,442 | 4,340,213 | 4,340,213 | 3,898,122 | 3,999,657 | 3,764,389 | 3,785,235 | 4,152,452 | 4,065,827 | 4,065,827 | 4,090,827 |
| | (9,538) | (28,135) | (5,939) | (30,427) | 3,820 | 3,732,771 | 0 | (442,091) | (0) | (133,733) | (0) | 388,063 | 301,438 | 0 | 25,000 |

| **Revenues:** | 2014 Actual | 2016 Actual | 2017 Actual | 2018 Actual | 2019 Actual | 2020 Actual | 2021 Adopted | 2021 Actual | 2022 Adopted | 2022 Actual | 2023 Adopted | 2023 YTD | 2023 Estimate | 2024 Proposed | 2024 Estimate |
|---|---|---|---|---|---|---|---|---|---|---|---|---|---|---|---|
| **Fines** | | | | | | | | | | | | | | | |
| **Other Revenue** | 1,417 | 2,391 | 2,874 | 5,337 | 16,820 | 14,398 | 5,000 | 225,873 | 30,000 | 27,753 | 25,000 | 112,508 | 120,000 | 25,000 | 25,000 |
| **Misc. Revenue Federal Asset** | | | | | | 3,739,620 | | 55,119 | | 118,396 | | 411,438 | 411,438 | | 100,000 |
| **Transfers In** | | 20,722 | 30,262 | 20,733 | 0 | 0 | | 0 | | 55 | | | | | |
| **Subtotal** | **1,417** | **23,113** | **33,135** | **26,070** | **16,820** | **3,754,018** | **5,000** | **280,991** | **30,000** | **146,204** | **25,000** | **523,946** | **531,438** | **25,000** | **125,000** |
| **Less 5%** | | | | | | | (250) | | (1,500) | | (1,250) | | | (1,250) | 0 |
| Fund Bal Fwd-Law Enf Trust | | | | | | | 516,250 | | 560,593 | | 557,593 | | | 532,593 | 0 |
| Fund Bal Fwd-Federal Asset | | | | | | | 4,230,801 | | 3,554,230 | | 2,853,411 | | | 2,648,411 | 0 |
| **Total** | **1,417** | **23,113** | **33,135** | **26,070** | **16,820** | **3,754,018** | **4,751,801** | **280,991** | **4,143,323** | **146,204** | **3,434,754** | **523,946** | **531,438** | **3,204,754** | **125,000** |
| **Appropriations:** | | | | | | | | | | | | | | | |
| **Operating** 68801 | 62,738 | 51,248 | 39,075 | 56,497 | 13,000 | 14,500 | 416,000 | 3,500 | 560,593 | 9,000 | 557,593 | 7,000 | 25,000 | 532,593 | 100,000 |
| **Federal Justice** 68802 | | | | | | 0 | 12,824 | 6,254 | 15,472 | | 20,064 | | | 20,064 | |
| **Federal Treasury** 68803 | | | | | | 6,747 | 2,780,900 | 591,548 | 2,311,482 | 265,937 | 1,689,854 | 128,883 | 200,000 | 1,489,854 | |
| **South Florida Justice** 68804 | | | | | | 0 | 160,022 | 0 | 159,282 | | 159,282 | | | 159,282 | |
| **South Florida Treasury** 68805 | | | | | | | 1,277,055 | 121,780 | 1,067,995 | 5,000 | 984,211 | | 5,000 | 979,211 | |
| **Cash Balance** 85568 | | | | | | | 75,000 | | 20,000 | | 17,500 | | | 17,500 | |
| **Transfers Out** | | | | | | | | | | | | | | | |
| **Contingency** 85568 | | | | | | | 30,000 | | 8,500 | | 6,250 | | | 6,250 | |
| **Total** | **62,738** | **51,248** | **39,075** | **56,497** | **13,000** | **21,247** | **4,751,801** | **723,083** | **4,143,323** | **279,937** | **3,434,754** | **135,883** | **230,000** | **3,204,754** | **100,000** |

# Fund 163:

# Court Facilities Fees Trust

**MONROE COUNTY, FLORIDA - BOARD OF COUNTY COMMISSIONERS**
**BUDGETED REVENUE ANALYSIS**
**COURT FACILITIES FEES - 163 FORMERLY 602**
**FOR THE BUDGET YEAR ENDING SEPTEMBER 30, 2024**

6/27/2023 16:38

| | | Fiscal Year 2024 Adopted | Fiscal Year 2023 Estimated | Fiscal Year 2023 YTD | Fiscal Year 2023 Adopted | Fiscal Year 2022 Actual | Fiscal Year 2022 Adopted | Fiscal Year 2021 Actual | Fiscal Year 2021 Adopted | Fiscal Year 2020 Actual | Fiscal Year 2019 Actual | Fiscal Year 2018 Actual | Fiscal Year 2017 Actual | Fiscal Year 2016 Actual | Fiscal Year 2015 Actual | Fiscal Year 2014 Actual |
|---|---|---|---|---|---|---|---|---|---|---|---|---|---|---|---|---|
| **Revenues:** | | | | | | | | | | | | | | | | |
| Circuit Court | | | | | | | | | | | | | | | | |
| County Court | | | | | | | | | | | | | | | | |
| County Court Crim Addit'l Cost | | 450,000 | 510,734 | 340,489 | 450,000 | 573,620 | 450,000 | 591,791 | 475,000 | 425,143 | 476,702 | 413,393 | 480,710 | 460,105 | 567,462 | 523,773 |
| County Court Crim Addit'l Cost | | | | | | | | | | | | | | | | |
| **Charges for Services** | | **450,000** | **510,734** | **340,489** | **450,000** | **573,620** | **450,000** | **591,791** | **475,000** | **425,143** | **476,702** | **413,393** | **480,710** | **460,105** | **567,462** | **523,773** |
| | | | | | | | | | | | | | | | | |
| **Interest Income** | | **40,000** | **144,686** | **96,457** | **40,000** | **(49,139)** | **40,000** | **3,187** | **40,000** | **89,223** | **114,512** | **33,013** | **17,616** | **12,450** | **7,460** | **5,435** |
| | | | | | | | | | | | 0 | 0 | 0 | 0 | 0 | |
| **Misc Revenue** | | | | | | | | | | | | | | | | |
| **Total Misc Revenue** | | **0** | **0** | **0** | **0** | **0** | **0** | **0** | **0** | **0** | **0** | **0** | **0** | **0** | **0** | **0** |
| | | | | | | | | | | | | | | | | |
| **Subtotal Revenues** | | **490,000** | **655,419** | **436,945** | **490,000** | **524,482** | **490,000** | **594,979** | **515,000** | **514,366** | **591,213** | **446,406** | **498,327** | **472,555** | **574,922** | **529,208** |
| **Non-Operating Sources (FB)** | | 476,108 | | | 452,964 | | 626,800 | | 599,888 | | | | | | | |
| **(LESS 5% Florida Statute)** | | (24,500) | | | (24,500) | | (24,500) | | (25,750) | | | | | | | |
| **Total Court Facility Fees** | | **941,608** | **655,419** | **436,945** | **918,464** | **524,482** | **1,092,300** | **594,979** | **1,089,138** | **514,366** | **591,213** | **446,406** | **498,327** | **472,555** | **574,922** | **529,208** |

**COURT FACILITIES FEES - 163 FORMERLY 602, Fund Balance Forward Calculation**

| Fiscal Year | 2015 Actual | 2016 Actual | 2017 Actual | 2018 Actual | 2019 Actual | 2020 Actual | 2021 Adopted | 2021 Actual | 2022 Adopted | 2022 Actual | 2023 Adopted | 2023 YTD | 2023 Estm | 2024 Proposed | 2024 Estimated |
|---|---|---|---|---|---|---|---|---|---|---|---|---|---|---|---|
| **Audited Fund Bal Prior Year (CAFR)** | **2,501,122** | **2,929,291** | **3,221,710** | **3,546,469** | **3,824,865** | **4,243,148** | 4,581,780 | 4,581,780 | 4,375,133 | 4,806,830 | 4,796,180 | 4,686,474 | 4,686,474 | 4,721,702 | 4,721,702 |
| **Revenue** | **574,922** | **472,555** | **498,327** | **446,406** | **591,213** | **514,366** | 1,089,138 | 607,630 | 1,092,300 | 524,482 | 918,464 | 436,945 | 655,419 | 941,608 | 490,000 |
| **Expenses** | **146,753** | **180,135** | **173,569** | **168,010** | **172,931** | **175,734** | 1,089,138 | 382,580 | 1,092,300 | 644,838 | 918,464 | 147,091 | 620,192 | 941,608 | 804,278 |
| **Estimated Ending Fund Balance** | **2,929,291** | **3,221,710** | **3,546,469** | **3,824,865** | **4,243,148** | **4,581,780** | **4,581,780** | **4,806,830** | **4,375,133** | **4,686,474** | **4,796,180** | **4,976,328** | **4,721,702** | **4,721,702** | **4,407,424** |
| | 428,169 | 292,420 | 324,758 | 278,396 | 418,283 | 338,632 | 0 | 225,050 | 0 | (120,356) | 0 | 289,854 | 35,228 | 0 | (314,278) |

6/27/2023 16:38

| **Revenues:** | 2015 Actual | 2016 Actual | 2017 Actual | 2018 Actual | 2019 Actual | 2020 Actual | 2021 Adopted | 2021 Actual | 2022 Adopted | 2022 Actual | 2023 Adopted | 2023 YTD | 2023 Estm | 2024 Proposed | 2024 Estimated |
|---|---|---|---|---|---|---|---|---|---|---|---|---|---|---|---|
| Charges for Services | 567,462 | 460,105 | 480,710 | 413,393 | 476,702 | 425,143 | 475,000 | 591,792 | 450,000 | 573,620 | 450,000 | 340,489 | 510,734 | 450,000 | 450,000 |
| Interest Income | 7,460 | 12,450 | 17,616 | 33,013 | 114,512 | 89,223 | 40,000 | 9,971 | 40,000 | (49,139) | 40,000 | 96,457 | 144,686 | 40,000 | 40,000 |
| Misc Revenue | | 0 | | | | | | 5,867 | | | | 0 | | 0 | 0 |
| **Subtotal** | **574,922** | **472,555** | **498,327** | **446,406** | **591,213** | **514,366** | 515,000 | **607,630** | 490,000 | **524,482** | 490,000 | **436,945** | 655,419 | 490,000 | 490,000 |
| Less 5% | | | | | | | (25,750) | | (24,500) | | (24,500) | | | (24,500) | |
| Fund Balance Forward | | | | | | | 599,888 | | 626,800 | | 452,964 | | | 476,108 | |
| **Total** | **574,922** | **472,555** | **498,327** | **446,406** | **591,213** | **514,366** | 1,089,138 | **607,630** | 1,092,300 | **524,482** | 918,464 | **436,945** | 655,419 | 941,608 | 490,000 |
| | | | | | | | | | | | | | | | |
| **Appropriations:** | | | | | | | | | | | | | | | |
| Operating 81501 | 146,753 | 180,135 | 173,569 | 168,010 | 172,931 | 175,731 | 994,138 | 382,580 | 997,300 | 644,838 | 826,922 | 147,091 | 620,192 | 846,608 | 804,278 |
| Cash Balance 85548 | | | | | | 0 | 50,000 | 0 | 50,000 | | 41,542 | | | 50,000 | |
| Transfers Out | | | | | | | | | | | | | | | |
| Contingency 85548 | | | | | | 0 | 45,000 | 0 | 45,000 | | 50,000 | | | 45,000 | 0 |
| | | | | | | | | | | | | | | | |
| **Total** | **146,753** | **180,135** | **173,569** | **168,010** | **172,931** | **175,734** | 1,089,138 | **382,580** | 1,092,300 | 644,838 | 918,464 | 147,091 | 620,192 | 941,608 | 804,278 |

# Fund 164:

# Clerk's Drug Abuse Trust

**MONROE COUNTY, FLORIDA - BOARD OF COUNTY COMMISSIONERS**
**BUDGETED REVENUE ANALYSIS**
**DRUG ABUSE TRUST - 164 FORMERLY 603**
**FOR THE BUDGET YEAR ENDING SEPTEMBER 30, 2024**

**6/27/2023 16:29**

| **Revenues:** | Fiscal Year 2024 Proposed | Fiscal Year 2023 Estimated | Fiscal Year 2023 YTD | Fiscal Year 2023 Adopted | Fiscal Year 2022 Estimated | Fiscal Year 2022 Actual | Fiscal Year 2022 Adopted | Fiscal Year 2021 Actual | Fiscal Year 2021 Adopted | Fiscal Year 2020 Actual | Fiscal Year 2019 Actual | Fiscal Year 2018 Actual | Fiscal Year 2017 Actual | Fiscal Year 2016 Actual | Fiscal Year 2015 Actual | Fiscal Year 2014 Actual | Fiscal Year 2013 Actual | Fiscal Year 2012 Actual | Fiscal Year 2011 Actual |
|---|---|---|---|---|---|---|---|---|---|---|---|---|---|---|---|---|---|---|---|
| Services Clerk Gov Chg & Fee | 30,000 | 37,290 | 24,860 | 30,000 | 34,000 | 37,579 | 30,000 | 34,210 | 30,000 | 34,604 | 33,650 | 31,236 | 31,080 | 28,206 | 39,859 | 36,279 | 31,353 | 27,711 | 17,676 |
| **Total Charges for Services** | **30,000** | **37,290** | **24,860** | **30,000** | **34,000** | **37,579** | **30,000** | **34,210** | **30,000** | **34,604** | **33,650** | **31,236** | **31,080** | **28,206** | **39,859** | **36,279** | **31,353** | **27,711** | **17,676** |
| **Investment Income** | **1,000** | **1,619** | **1,079** | **1,000** | **950** | **(540)** | **1,000** | **526** | **1,000** | **1,115** | **1,925** | **533** | **445** | **508** | **397** | **361** | **432** | **510** | **828** |
| **Subtotal Revenues** | **31,000** | **38,909** | **25,939** | **31,000** | **34,950** | **37,038** | **31,000** | **34,736** | **31,000** | **35,718** | **35,574** | **31,769** | **31,525** | **28,713** | **40,256** | **36,640** | **31,784** | **28,222** | **18,504** |
| **Non-Operating Sources (FB)** | 35,550 | | | 35,550 | | | 35,550 | | 37,550 | | | | | | | | | | |
| **Less 5% FL. Statute** | (1,550) | | | (1,550) | | | (1,550) | | (1,550) | | | | | | | | | | |
| **Total Drug Abuse Trust** | **65,000** | **38,909** | **25,939** | **65,000** | **34,950** | **37,038** | **65,000** | **34,736** | **67,000** | **35,718** | **35,574** | **31,769** | **31,525** | **28,713** | **40,256** | **36,640** | **31,784** | **28,222** | **18,504** |

**DRUG ABUSE TRUST - 164 FORMERLY 602 , Fund Balance Forward Calculation**

| **Fiscal Year** | **2012 Actual** | **2013 Actual** | **2014 Actual** | **2015 Actual** | **2016 Actual** | **2017 Actual** | **2018 Actual** | **2019 Actual** | **2020 Actual** | 2021 Adopted | **2021 Actual** | 2022 Adopted | **2022 Actual** | 2022 Estimate | 2023 Adopted | **2023 YTD** | 2023 Estimate | 2024 Proposed | 2024 Estimated |
|---|---|---|---|---|---|---|---|---|---|---|---|---|---|---|---|---|---|---|---|
| **Audited Fund Bal Prior Year (CAFR)** | **128,882** | **140,040** | **147,073** | **158,457** | **143,028** | **113,810** | **85,477** | **58,551** | **62,294** | 50,605 | **50,605** | 44,655 | **47,600** | 47,600 | 33,050 | **44,594** | 44,594 | 30,044 | 30,044 |
| **Revenue** | **28,222** | **31,784** | **36,640** | **40,256** | **28,713** | **31,525** | **31,769** | **35,574** | **35,718** | 67,000 | **34,736** | 65,000 | 37,038 | 34,950 | 65,000 | 25,939 | 34,950 | 65,000 | 31,000 |
| **Expenses** | **17,063** | **24,750** | **25,255** | **55,685** | **57,932** | **59,857** | **58,696** | **31,833** | **47,407** | 67,000 | **37,741** | 65,000 | 40,044 | 49,500 | 65,000 | 18,174 | 49,500 | 65,000 | 45,000 |
| **Estimated Ending Fund Balance** | **140,040** | **147,073** | **158,457** | **143,028** | **113,810** | **85,477** | **58,551** | **62,294** | **50,605** | 50,605 | **47,600** | 44,655 | **44,594** | 33,050 | 33,050 | **52,359** | 30,044 | 30,044 | 16,044 |
| | 11,158 | 7,033 | 11,384 | (15,429) | (29,219) | (28,332) | (26,926) | 3,743 | (11,689) | 0 | (3,005) | 0 | (3,006) | (14,550) | 0 | 7,765 | (14,550) | 0 | (14,000) |

| **Revenues:** | **2012 Actual** | **2013 Actual** | **2014 Actual** | **2015 Actual** | **2016 Actual** | **2017 Actual** | **2018 Actual** | **2019 Actual** | **2020 Actual** | 2021 Adopted | **2021 Actual** | 2022 Adopted | **2022 Actual** | 2022 Estimate | 2023 Adopted | **2023 YTD** | 2023 Estimate | 2024 Proposed | 2024 Estimated |
|---|---|---|---|---|---|---|---|---|---|---|---|---|---|---|---|---|---|---|---|
| Charges for Services | 27,711 | 31,353 | 36,279 | 39,859 | 28,206 | 31,080 | 31,236 | 33,650 | 34,604 | 30,000 | 34,210 | 30,000 | 37,579 | 34,000 | 30,000 | 24,860 | 34,000 | 30,000 | 30,000 |
| Other Revenue | 510 | 432 | 361 | 397 | 508 | 445 | 533 | 1,925 | 1,115 | 1,000 | 526 | 1,000 | (540) | 950 | 1,000 | 1,079 | 950 | 1,000 | 1,000 |
| Less 5% | | | | | | | | | | (1,550) | | (1,550) | | | (1,550) | | | (1,550) | |
| **Subtotal** | **28,222** | **31,784** | 36,640 | 40,256 | 28,713 | 31,525 | 31,769 | 35,574 | 35,718 | 29,450 | 34,736 | 29,450 | 37,038 | 34,950 | 29,450 | 25,939 | 34,950 | 29,450 | 31,000 |
| Fund Balance Forward | | | | | | | | | | 37,550 | | 35,550 | | | 35,550 | | | 35,550 | 0 |
| **Total** | **28,222** | **31,784** | **36,640** | **40,256** | **28,713** | **31,525** | **31,769** | **35,574** | **35,718** | 67,000 | **34,736** | 65,000 | 37,038 | 34,950 | 65,000 | 25,939 | 34,950 | 65,000 | 31,000 |
| **Appropriations:** | | | | | | | | | | | | | | | | | | | |
| Operating | 17,063 | 24,750 | 25,255 | 55,685 | 55,889 | 59,857 | 58,696 | 31,833 | 47,407 | 57,000 | 37,741 | 55,000 | 40,044 | 49,500 | 55,000 | 18,174 | 49,500 | 55,000 | 45,000 |
| Cash Balance- 991 85549 | | | | | | | | | | 5,000 | | 5,000 | | | 5,000 | | | 5,000 | 0 |
| Transfers Out | | | | | 2,043 | | | | | | | | | | | | | | |
| Contingency- 990 85549 | | | | | | | | | | 5,000 | | 5,000 | | | 5,000 | | | 5,000 | 0 |
| **Total** | **17,063** | **24,750** | **25,255** | **55,685** | **57,932** | **59,857** | **58,696** | **31,833** | **47,407** | 67,000 | **37,741** | 65,000 | 40,044 | 49,500 | 65,000 | 18,174 | 49,500 | 65,000 | 45,000 |

# Fund 166:

# Marathon Municipal Service Tax Unit

**MONROE COUNTY, FLORIDA - BOARD OF COUNTY COMMISSIONERS**
**BUDGETED REVENUE ANALYSIS**
**MARATHON MUNICIPAL SERVICE TAXING UNIT - 166**
**FOR THE BUDGET YEAR ENDING SEPTEMBER 30, 2024**

**7/5/2023 16:13**

| **Revenues:** | **Proposed Fiscal Year 2024** | **Fiscal Year 2023 Estimate** | **Fiscal Year 2023 YTD** | **Fiscal Year 2023 Adopted** | **Fiscal Year 2022 Actual** | **Adopted Fiscal Year 2022** | **Fiscal Year 2021 Actual** | **Adopted Fiscal Year 2021** | **Fiscal Year 2020 Actual** | **Fiscal Year 2019 Actual** | **Fiscal Year 2018 Actual** | **Fiscal Year 2017 Actual** | **Fiscal Year 2016 Actual** | **Fiscal Year 2015 Actual** |
|---|---|---|---|---|---|---|---|---|---|---|---|---|---|---|
| Ad Valorem Taxes | | | | | | | | | | | | | | |
| Del Ad Valorem | | | | | | | | | | | | 17 | | 899 |
| **Total Intergovernmental** | **0** | **0** | **0** | **0** | **0** | **0** | **0** | **0** | **0** | **0** | **0** | **17** | **2** | **899** |
| **Services Quasi Fee/ Chgs** | | | | | | | | | | | | | | |
| **Investment Income** | 0 | 75 | 55 | 0 | (28) | | 32 | | 57 | 74 | 31 | 710 | 7 | **7** |
| Transfer in Excess Fees | **0** | | | **0** | | | | | | | | **11** | | **13** |
| **Subtotal Revenues** | **0** | **75** | **55** | **0** | **(28)** | **0** | **32** | **0** | **57** | **74** | **31** | **739** | **9** | **920** |
| **Fund balance Forward** | 0 | | | 2,575 | | 2,688 | | 2,575 | | | | 0 | 0 | 0 |
| **(LESS 5% Florida Statute)** | | | | | | | | | | | | | | |
| **Marathon MSTU** | **-** | **75** | **55** | **2,575** | **(28)** | **2,688** | **32** | **2,575** | **57** | **74** | **31** | **739** | **9** | **920** |

**Marathon MSTU Fund 166, Fund Balance Forward Calculation**

| **Fiscal Year** | **2015 Actual** | **2016 Actual** | **2017 Actual** | **2018 Actual** | **2019 Actual** | **2020 Actual** | 2021 Adopted | **2021 Actual** | 2022 Adopted | **2022 Actual** | 2023 Adopted | **2023 YTD** | 2023 Estm | 2024 Proposed |
|---|---|---|---|---|---|---|---|---|---|---|---|---|---|---|
| **Audited Begin Fund Balance** | **2,516** | **1,844** | **1,853** | **2,570** | **2,601** | **2,676** | 2,733 | **2,732** | 2,715 | 2,764 | 2,645 | 2,736 | 2,736 | (0) |
| Revenue | **920** | **9** | **739** | **31** | **74** | **57** | 2,575 | **32** | 2,688 | (28) | 2,575 | 55 | 75 | 0 |
| **Expense** | **1,592** | **0** | **22** | **0** | **0** | **0** | 2,575 | **0** | 2,688 | 0 | 2,575 | 0 | 2,811 | 0 |
| **Estm Ending Fund Balance** | **1,844** | **1,853** | **2,570** | **2,601** | **2,676** | **2,733** | 2,733 | **2,764** | 2,715 | 2,736 | 2,645 | 2,791 | (0) | (0) |
| Difference | (672) | 9 | 717 | 31 | 74 | 57 | 0 | 32 | 0 | (28) | 0 | 55 | (2,736) | 0 |

| **Revenues:** | | **2015 Actual** | **2016 Actual** | **2017 Actual** | **2018 Actual** | **2019 Actual** | **2020 Actual** | 2021 Adopted | **2021 Actual** | 2022 Adopted | **2022 Actual** | 2023 Adopted | **2023 YTD** | 2023 Estm | 2024 Proposed |
|---|---|---|---|---|---|---|---|---|---|---|---|---|---|---|---|
| **Ad Valorem Taxes** | | | | | | | | | | | | | | | |
| **Del Ad Valorem** | | **899** | **2** | **17** | **0** | **0** | | | | | | | | | |
| **Interest Earnings** | | **7** | **7** | **710** | **31** | **74** | **57** | | **32** | | (28) | | 55 | 75 | 0 |
| **Trsf in TC Excess Fees** | | **13** | | **11** | | | | | | | | | | | |
| **Other** | | | | | | | | | | | | | | | |
| **Subtotal** | | **920** | **9** | **739** | **31** | **74** | **57** | 0 | **32** | 0 | (28) | 0 | 55 | 75 | 0 |
| **Less 5%** | | | | | | | | | | | | | | | |
| **Fund Bal Fwd** | | | | | | | | 2,575 | | 2,688 | | 2,575 | | | - |
| **Total** | | **920** | **9** | **739** | **31** | **74** | **57** | **2,575** | **32** | **2,688** | **(28)** | **2,575** | **55** | **75** | **-** |
| | | | | | | | | | | | | | | | |
| **Appropriations:** | | | | | | | | | | | | | | | |
| **Operating** | **55000** | **1,565** | **0** | **0** | **0** | **0** | **0** | 2,000 | **0** | 2,000 | | 2,000 | 0 | 0 | 0 |
| **Tax Collector** | **69008** | **27** | | **21** | **0** | **0** | **0** | 300 | **0** | 300 | | 300 | 0 | 0 | 0 |
| **Cash Balance** | **85551** | | | | | | | | | | | | | | |
| **Transfers Out** | | | | | | | | | | | | | | 2,811 | |
| **Contingency** | **85551** | | | | | | | 275 | | 388 | | 275 | | | 0 |
| **Total** | | **1,592** | **0** | **22** | **-** | **-** | **-** | **2,575** | **-** | **2,688** | **-** | **2,575** | **-** | **2,811** | **-** |

# Fund 168:

# Bay Point Wastewater Municipal Svc Tax Unit

MONROE COUNTY, FLORIDA - BOARD OF COUNTY COMMISSIONERS
BUDGETED REVENUE ANALYSIS
BAY POINT MUNICIPAL SERVICE TAXING UNIT - 168
FOR THE BUDGET YEAR ENDING SEPTEMBER 30, 2024

7/5/2023 16:13

| | Proposed Fiscal Year 2024 | Fiscal Year 2023 Estimate | Fiscal Year 2023 YTD | Adopted Fiscal Year 2023 | Fiscal Year 2022 Actual | Adopted Fiscal Year 2022 | Fiscal Year 2021 Actual | Adopted Fiscal Year 2021 | Fiscal Year 2020 Actual | Fiscal Year 2019 Actual | Fiscal Year 2018 Actual | Fiscal Year 2017 Actual | Fiscal Year 2016 Actual | Fiscal Year 2015 Actual |
|---|---|---|---|---|---|---|---|---|---|---|---|---|---|---|
| **Revenues:** | | | | | | | | | | | | | | |
| Ad Valorem Taxes | | | | | | | | | | | | | | |
| Del Ad Valorem Taxes | | | | | | | | | | | | | | |
| **Total Intergovernmental** | | | | **0** | **0** | **0** | **0** | **0** | **0** | **0** | **0** | **0** | **0** | **0** |
| | | | | | | | | | | | | | | |
| **Services Quasi Fee/ Chgs** | | | | **0** | | | | | | | | | | |
| | | | | | | | | | | | | | | |
| **Investment Income** | | 1,000 | 969 | 0 | (496) | | 81 | | 1,001 | 1,300 | 394 | 230 | 183 | 126 |
| **Miscellaneous Revenue** | | | | | | | | | | | | | | |
| **Subtotal Revenues** | **0** | **1,000** | **969** | **0** | **(496)** | **0** | **81** | **0** | **1,001** | **1,300** | **394** | **230** | **183** | **126** |
| **Balance Fund Forward** | 0 | | | 48,121 | | 48,030 | | 48,139 | | 0 | 0 | 0 | 0 | 0 |
| **(LESS 5% Florida Statute)** | | | | | | | | | | | | | | |
| **Bay Point MSTU** | **0** | **1,000** | **969** | **48,121** | **(496)** | **48,030** | **81** | **48,139** | **1,001** | **1,300** | **394** | **230** | **183** | **126** |

## Bay Point MSTU Fund 168, Fund Balance Calculation

| Fiscal Year | 2015 Actual | 2016 Actual | 2017 Actual | 2018 Actual | 2019 Actual | 2020 Actual | 2021 Adopted | 2021 Actual | 2022 Adopted | 2022 Actual | 2023 Adopted | 2023 YTD | 2023 Estimate | 2024 Proposed |
|---|---|---|---|---|---|---|---|---|---|---|---|---|---|---|
| **Audited Fund Balance** | **50,329** | **46,725** | **46,174** | **46,405** | **46,208** | **47,439** | 48,440 | **48,440** | 48,030 | 48,521 | 48,121 | 48,024 | 48,024 | 0 |
| **Revenue** | **126** | **183** | **230** | **394** | **1,300** | **1,001** | 48,139 | **81** | 48,030 | (496) | 48,121 | 969 | 1,000 | 0 |
| **Expense** | **3,730** | **733** | **0** | **591** | **69** | **0** | 48,139 | **0** | 48,030 | 0 | 48,121 | 0 | 49,024 | 0 |
| **Estimated Ending Fund Balance** | **46,725** | **46,174** | **46,405** | **46,208** | **47,439** | **48,440** | 48,440 | **48,521** | 48,030 | 48,024 | 48,121 | 48,993 | 0 | 0 |
| Difference | (3,604) | (550) | 231 | (197) | 1,230 | 1,001 | 0 | 81 | 0 | (496) | 0 | 969 | (48,024) | 0 |

| Revenues: | | 2015 Actual | 2016 Actual | 2017 Actual | 2018 Actual | 2019 Actual | 2020 Actual | 2021 Adopted | 2021 Actual | 2022 Adopted | 2022 Actual | 2023 Adopted | 2023 YTD | 2023 Estimate | 2024 Proposed |
|---|---|---|---|---|---|---|---|---|---|---|---|---|---|---|---|
| **Taxes** | | | | | | | | - | - | | | | | | |
| **Deliq Taxes** | | | | | | | | - | - | | | | | | |
| **Other Revenue** | | 126 | 183 | 230 | 394 | 1,300 | 1,001 | | 81 | | (496) | | 969 | 1,000 | |
| **Services-Tax Collector** | | | | | | | | | | | | | | | |
| Subtotal | | 126 | 183 | 230 | 394 | 1,300 | 1,001 | 0 | 81 | 0 | (496) | 0 | 969 | 1,000 | 0 |
| **Less 5%** | | | | | | | | | | | | | | | |
| **Fund Bal Fwd** | | | | | | | | 48,139 | | 48,030 | | 48,121 | | | 0 |
| **Total** | | **126** | **183** | **230** | **394** | **1,300** | **1,001** | **48,139** | **81** | **48,030** | **(496)** | **48,121** | **969** | **1,000** | **0** |
| **Appropriations:** | | | | | | | | | | | | | | | |
| **MSTU Operating** | **55002** | 3,730 | 733 | - | 591 | 69 | | 46,139 | | 46,030 | | 46,121 | | 0 | 0 |
| Tax Collector | | | | | | | | | | | | | | | |
| **Cash Balance** | **85553** | | | | | | | | | | | | | | |
| Transfers Out | | | | | | | | | | | | | | 49,024 | |
| **Contingency** | **85553** | - | - | - | - | - | - | 2,000 | - | 2,000 | | 2,000 | | 0 | 0 |
| **Total** | | **3,730** | **733** | **0** | **591** | **69** | **0** | **48,139** | **0** | **48,030** | **0** | **48,121** | **0** | **49,024** | **0** |

# Fund 169:

# Big Coppitt Wastewater Municipal Svc Tax Unit

**MONROE COUNTY, FLORIDA - BOARD OF COUNTY COMMISSIONERS**
**BUDGETED REVENUE ANALYSIS**
**BIG COPPITT WASTEWATER MSTU - 169**
**FOR THE BUDGET YEAR ENDING SEPTEMBER 30, 2024**

**7/5/2023 16:13**

| **Revenues:** | **Proposed Fiscal Year 2024** | **Fiscal Year 2023 Estimate** | **Fiscal Year 2023 YTD** | **Adopted Fiscal Year 2023** | **Fiscal Year 2022 Actual** | **Adopted Fiscal Year 2022** | **Fiscal Year 2021 Actual** | **Adopted Fiscal Year 2021** | **Fiscal Year 2020 Actual** | **Fiscal Year 2019 Actual** |
|---|---|---|---|---|---|---|---|---|---|---|
| Ad Valorem Taxes | | | | | | | | | | |
| Del Ad Valorem Taxes | | | | | | | | | | |
| **Total Intergovernmental** | | | | | | | **0** | **0** | **0** | **0** |
| | | | | | | | | | | |
| **Service Quasi Fee/Chgs** | | | | | | | | | | |
| | | | | | | | | | | |
| **Investment Income** | | **12** | **10** | | **(5)** | | 5 | | 12 | 14 |
| | | | | | | | | | | |
| **Special Assessments** | | | | | | | | | | |
| | | | | | | | | | | |
| Transfer in Excess Fees | | | | | | | 0 | | 0 | |
| | | | | | | | | | | |
| **Subtotal Revenues** | **-** | **12** | **10** | **0** | **(5)** | **0** | **5** | **0** | **12** | **14** |
| **Balance Fund Forward** | 0 | | | 485 | | 485 | | 468 | | |
| **(LESS 5% Florida Statute)** | | | | | | | | | | |
| **Big Coppitt MSTU** | **-** | **12** | **10** | **485** | **(5)** | **485** | **5** | **468** | **12** | **14** |

**BIG COPPITT MSTU FUND 169, FUND BALANCE CALCU**

| **Fiscal Year** | **2015 Actual** | **2016 Actual** | **2017 Actual** | **2018 Actual** | **2019 Actual** | **2020 Actual** | 2021 Adopted | **2021 Actual** | 2022 Adopted | **2022 Actual** |
|---|---|---|---|---|---|---|---|---|---|---|
| **Audited Fund Balance** (CAFR) | **1,751** | **1,425** | **605** | **607** | **612** | **519** | 531 | **531** | 486 | 536 |
| **Revenue** | **255** | **18** | **2** | **5** | **14** | **12** | **468** | **6** | **485** | **-5** |
| **Expense** | **581** | **838** | **0** | **0** | **107** | **0** | **468** | **0** | **485** | **0** |
| **Estimated Ending Fund Balance** | **1,425** | **605** | **607** | **612** | **519** | **531** | **531** | **536** | **486** | **531** |
| Difference | (327) | (819) | 2 | 5 | (94) | 12 | 0 | 6 | 0 | (5) |

| **Revenues:** | **2015 Actual** | **2016 Actual** | **2017 Actual** | **2018 Actual** | **2019 Actual** | **2020 Actual** | 2021 Adopted | **2021 Actual** | 2022 Adopted | **2022 Actual** |
|---|---|---|---|---|---|---|---|---|---|---|
| **Taxes** | | | | | - | | | | | |
| **Deliq Taxes** | 247 | 13 | | | - | - | | - | | |
| **Other Revenue** | 4 | 5 | 2 | 5 | 14 | 12 | | 6 | | (5) |
| **Services-tax Collector** | 4 | | | | | | | | | |
| **Less 5%** | | | | | | | | | | |
| **Fund Bal Fwd** 169-389002 | | | | | | | 468 | | 485 | |
| **Total** | **255** | **18** | **2** | **5** | **14** | **12** | **468** | **6** | **485** | **(5)** |
| | | | | | | | | | | |
| **Appropriations:** | | | | | | | | | | |
| **MSTU Operating** **55003** | 581 | 838 | 0 | 0 | 107 | 0 | 400 | 0 | 400 | |
| Tax Collector **69011** | | | | | | | | | | |
| **Cash Balance** **85554** | | | | | | | | | | |
| **Transfers Out** | | | | | | | | | | |
| **Contingency** **85554** | | | | | | | 68 | | 85 | |
| **Total** | **581** | **838** | **0** | **0** | **107** | **0** | **468** | **0** | **485** | **0** |

# Fund 170:

# Key Largo Wastewater Municipal Svc Tax Unit

**MONROE COUNTY, FLORIDA - BOARD OF COUNTY COMMISSIONERS**
**BUDGETED REVENUE ANALYSIS**
**KEY LARGO MUNICIPAL SERVICE TAXING UNIT - 170**
**FOR THE BUDGET YEAR ENDING SEPTEMBER 30, 2024**

**7/5/2023 16:13**

| | Proposed Fiscal Year 2024 | Fiscal Year 2023 Estimate | Fiscal Year 2023 YTD | Adopted Fiscal Year 2023 | Fiscal Year 2022 Actual | Adopted Fiscal Year 2022 | Fiscal Year 2021 Actual | Adopted Fiscal Year 2021 | Fiscal Year 2020 Actual | Fiscal Year 2019 Actual | Fiscal Year 2018 Actual | Fiscal Year 2017 Actual | Fiscal Year 2016 Actual | Fiscal Year 2015 Actual |
|---|---|---|---|---|---|---|---|---|---|---|---|---|---|---|
| **Revenues:** | | | | | | | | | | | | | | |
| Ad Valorem Taxes | | | | | | | | | | | | | | |
| Del Ad Valorem | | | | | 48 | | | | | 1,002 | 1,052 | 14 | 2 | 508 |
| **Total Taxes** | **0** | **0** | **0** | **0** | **48** | **0** | **0** | **0** | **0** | **1,002** | **1,052** | **14** | **2** | **508** |
| Services Tax Collector | | | | | | | | | | | | | | |
| Transfer from Tax Collector | | | | | | | | | | 13 | | | | 17 |
| **Service Quasi Fee/Chgs** | **0** | **0** | **0** | **0** | **0** | **0** | **0** | **0** | **0** | **13** | **0** | **0** | **0** | **17** |
| | | | | | | | | | | | | | | |
| **Investment Income** | **0** | **277** | **185** | **0** | **(94)** | **0** | 20 | | 178 | 222 | 70 | 33 | 24 | 26 |
| | | | | | | | | | | | | | | |
| **Subtotal Revenues** | **0** | **277** | **185** | **0** | **(46)** | **0** | **20** | **0** | **178** | **1,237** | **1,122** | **47** | **26** | **551** |
| **Fund Balance** | 0 | | | 9,124 | | 9,104 | 0 | 9,091 | 0 | 0 | 16<br>0 | 0 | 0 | 0 |
| **(LESS 5% Florida Statute)** | | | | | | | | | | | | | | |
| **KEY LARGO MSTU** | **0** | **277** | **185** | **9,124** | **(46)** | **9,104** | **20** | **9,091** | **178** | **1,237** | **1,138** | **47** | **26** | **551** |

**Key Largo MSTU Fund 170, Fund Balance Calculation**

| Fiscal Year | 2015 Actual | 2016 Actual | 2017 Actual | 2018 Actual | 2019 Actual | 2020 Actual | 2021 Adopted | 2021 Actual | 2022 Adopted | 2022 Actual | 2023 Adopted | 2023 YTD | 2023 Estimate | 2024 Proposed |
|---|---|---|---|---|---|---|---|---|---|---|---|---|---|---|
| **Audited Fund Balance** | **7,501** | **6,580** | **6,606** | **6,653** | **7,759** | **8,966** | 9,144 | **9,144** | 9,104 | 9,164 | 9,133 | 9,119 | 9,133 | (0) |
| **Revenue** | **551** | **26** | **47** | **1,138** | **1,237** | **178** | 9,091 | **20** | 9,104 | (46) | 9,124 | 185 | 277 | 0 |
| **Expense** | **1,471** | **0** | **0** | **32** | **30** | **0** | 9,091 | **0** | 9,104 | 0 | 9,124 | 0 | 9,410 | 0 |
| **Estimated Ending Fund Balance** | **6,581** | **6,606** | **6,653** | **7,759** | **8,966** | **9,144** | 9,144 | **9,164** | 9,104 | 9,119 | 9,133 | 9,303 | 0 | 0 |
| Difference | (920) | 26 | 47 | 1,106 | 1,207 | 178 | 0 | 20 | 0 | (46) | 0 | 185 | (9,133) | 0 |

| **Revenues:** | 2015 Actual | 2016 Actual | 2017 Actual | 2018 Actual | 2019 Actual | 2020 Actual | 2021 Adopted | 2021 Actual | 2022 Adopted | 2022 Actual | 2023 Adopted | 2023 YTD | 2023 Estimate | 2024 Proposed |
|---|---|---|---|---|---|---|---|---|---|---|---|---|---|---|
| **Taxes** | | | | | | | | | | | | | | |
| **Deliq Taxes** | 508 | 2 | 14 | 1,052 | 1,002 | 0 | | 0 | | 48 | | | | |
| **Other Revenue** | 26 | 24 | 33 | 86 | 235 | 178 | | 20 | | (94) | | 185 | 277 | |
| **Trsf in TC Excess Fees** | 17 | | | | | | | | | | | | | |
| **Less 5%** | | | | | | | | | | | | | | |
| Fund Bal Fwd | 0 | 0 | 0 | 0 | 0 | 0 | 9,091 | 0 | 9,104 | | 9,124 | | | 0 |
| **Total** | **551** | **26** | **47** | **1,138** | **1,237** | **178** | **9,091** | **20** | **9,104** | **(46)** | **9,124** | **185** | **277** | **0** |
| **Appropriations:** | | | | | | | | | | | | | | |
| **MSTU Operating** **55004** | 1,471 | 0 | 0 | 32 | 0 | 0 | 8,591 | 0 | 8,604 | 0 | 8,624 | 0 | 0 | 0 |
| Tax Collector **69012** | | | 0 | 0 | 30 | 0 | | 0 | | | | | | |
| **Cash Balance** **85555** | | | | | | | | | | | | | | |
| **Transfers Out** | | | | | | | | | | | | | 9,410 | |
| **Contingency** **85555** | 0 | 0 | 0 | 0 | 0 | 0 | 500 | 0 | 500 | | 500 | | | 0 |
| **Total** | **1,471** | **0** | **0** | **32** | **30** | **0** | **9,091** | **0** | **9,104** | **0** | **9,124** | **0** | **9,410** | **0** |

# Fund 171:

# Stock Island Wastewater MSTU

MONROE COUNTY, FLORIDA - BOARD OF COUNTY COMMISSIONERS
BUDGETED REVENUE ANALYSIS
STOCK ISLAND MUNICIPAL SERVICE TAXING UNIT - 171
FOR THE BUDGET YEAR ENDING SEPTEMBER 30, 2024

7/5/2023 16:13

| Revenues: | Proposed Fiscal Year 2024 | Fiscal Year 2023 Estimate | Fiscal Year 2023 YTD | Adopted Fiscal Year 2023 | Fiscal Year 2022 Actual | Adopted Fiscal Year 2022 | Fiscal Year 2021 Actual | Adopted Fiscal Year 2021 | Fiscal Year 2020 Actual | Fiscal Year 2019 Actual | Fiscal Year 2018 Actual | Fiscal Year 2017 Actual | Fiscal Year 2016 Actual | Fiscal Year 2015 Actual |
|---|---|---|---|---|---|---|---|---|---|---|---|---|---|---|
| Ad Valorem Taxes | | | | | | | | | | | | | | |
| Del Ad Valorem | | | | | | | | | 0 | | | | | |
| **Total** | **0** | **0** | **0** | **0** | **0** | **0** | **0** | **0** | **0** | **0** | **0** | **0** | **0** | **0** |
| | | | | | | | | | | | | | | |
| **Services Quasi Fee/Chgs** | | | | | | | | | | | | | | |
| SPC Assessment-CAP | 0 | 173,157 | 173,157 | 120,000 | 90,735 | 120,000 | 107,472 | 140,000 | 120,910 | 58,557 | 724,845 | 27,391 | 26,494 | 12,185 |
| Special Assessments | | | | | | | | | | | | | | |
| **Total** | **0** | **173,157** | **173,157** | **120,000** | **90,735** | **120,000** | **107,472** | **140,000** | **120,910** | **58,557** | **724,845** | **27,391** | **26,494** | **12,185** |
| Miscellaneous Revenue | | | | | 10,183 | | 10,448 | | 10,326 | 14,889 | 6,532 | | | 3,569 |
| **Total** | **0** | **0** | **0** | **0** | **10,183** | **0** | **10,448** | **0** | **10,326** | **14,889** | **6,532** | **3,562** | **3,575** | **3,569** |
| | | | | | | | | | | | | | | |
| Investment Income | 0 | 30,000 | 29,034 | 5,000 | 49,431 | 5,000 | 2,321 | 5,000 | 18,651 | 25,370 | 9,477 | 5,151 | 2,658 | 1,816 |
| Interest-Tax Collector | 0 | 250 | 205 | 10,000 | | 10,000 | 67,177 | 10,000 | 70,283 | 106,654 | 12,932 | 9,570 | 10,659 | 11,668 |
| **Total Interest Earnings** | **0** | **30,250** | **29,239** | **15,000** | **49,431** | **15,000** | **69,498** | **15,000** | **88,934** | **132,024** | **22,410** | **14,722** | **13,317** | **13,484** |
| | | | | | | | | | | | | | | |
| **Trsf In TC Excess Fees** | **0** | **400** | | **400** | **959** | **400** | **1,051** | **400** | **924** | **886** | **1,019** | **520** | **513** | **497** |
| | | | | | | | | | | | | | | |
| **Subtotal Revenues** | **0** | **203,807** | **202,396** | **135,400** | **151,308** | **135,400** | **188,470** | **155,400** | **221,093** | **206,357** | **754,805** | **46,194** | **43,898** | **29,736** |
| **Balance Fund Forward** | 0 | | | 306,370 | | 1,029,540 | | 753,965 | | | | | | |
| **(LESS 5% Florida Statute)** | 0 | | | (6,770) | | (6,770) | | (7,770) | | | | | | |
| **Stock Island MSTU** | **0** | **203,807** | **202,396** | **435,000** | **151,308** | **1,158,170** | **188,470** | **901,595** | **221,093** | **206,357** | **754,805** | **46,194** | **43,898** | **29,736** |

**Stock Island MSTU- 171, Fund Balance Calculation**

| Fiscal Year | | 2015 Actual | 2016 Actual | 2017 Actual | 2018 Actual | 2019 Actual | 2020 Actual | 2021 Adopted | 2021 Actual | 2022 Adopted | 2022 Actual | 2023 Adopted | 2023 YTD | 2023 Estimate | 2024 Proposed |
|---|---|---|---|---|---|---|---|---|---|---|---|---|---|---|---|
| **Audited Fund Balance** | (CAFR) | **648,744** | **652,177** | **676,036** | **595,727** | **904,456** | **831,875** | 1,046,290 | **1,046,290** | 1,029,541 | 1,230,088 | 590,318 | 1,375,831 | 1,375,831 | (0) |
| **Revenue** | | **29,736** | **43,898** | **46,194** | **754,805** | **206,357** | **221,093** | 901,595 | **188,470** | 1,158,170 | 151,308 | 435,000 | 173,157 | 203,787 | 0 |
| **Expense** | | **26,302** | **20,040** | **126,503** | **446,076** | **278,937** | **6,679** | 901,595 | **4,671** | 1,158,170 | 5,565 | 435,000 | 5,517 | 1,579,618 | 0 |
| **Estimated Ending Fund Balance** | | **652,177** | **676,036** | **595,727** | **904,456** | **831,875** | **1,046,290** | 1,046,290 | **1,230,088** | 1,029,541 | 1,375,831 | 590,318 | 1,543,471 | (0) | (0) |
| Difference | | 3,433 | 23,858 | (80,309) | 308,729 | (72,581) | 214,414 | 0 | 183,799 | 0 | 145,742 | 0 | 167,640 | (1,375,831) | 0 |

| Revenues: | | 2015 Actual | 2016 Actual | 2017 Actual | 2018 Actual | 2019 Actual | 2020 Actual | 2021 Adopted | 2021 Actual | 2022 Adopted | 2022 Actual | 2023 Adopted | 2023 YTD | 2023 Estimate | 2024 Proposed |
|---|---|---|---|---|---|---|---|---|---|---|---|---|---|---|---|
| **Ad Valorem taxes** | | | | | | | | | | | | | | | |
| **Special Assessments** | | 12,185 | 26,494 | 27,391 | 724,845 | 58,557 | 120,910 | 140,000 | 107,472 | 120,000 | 90,735 | 120,000 | 173,157 | 173,157 | 0 |
| **Deliq Taxes** | | | | | | | 0 | | 0 | | | | | | |
| **Other Revenue** | | 17,053 | 16,892 | 18,284 | 28,942 | 146,913 | 99,260 | 15,000 | 79,946 | 15,000 | 59,614 | 15,000 | | 30,250 | 0 |
| **Trsf in TC Excess Fees** | | 497 | 513 | 520 | 1,019 | 886 | 924 | 400 | 1,051 | 400 | 959 | 400 | | 380 | 0 |
| **Less 5%** | | | | | | | | (7,770) | | (6,770) | | (6,770) | | | - |
| **Fund Bal Fwd** | | | | | | | | 753,965 | | 1,029,540 | | 306,370 | | | 0 |
| **Total** | | **29,736** | **43,898** | **46,194** | **754,805** | **206,357** | **221,093** | 901,595 | **188,470** | 1,158,170 | 151,308 | 435,000 | 173,157 | 203,787 | 0 |
| | | | | | | | | | | | | | | | |
| **Appropriations:** | | | | | | | | | | | | | | | |
| **MSTU Operating** | **55005** | 25,302 | 19,040 | 125,503 | 445,076 | 276,937 | 4,680 | 816,595 | 2,672 | 400,000 | 3,565 | 400,000 | 3,517 | 4,500 | 0 |
| **SI Cap Fee Refund** | **54502** | 0 | 0 | 0 | 0 | 0 | 0 | 0 | 0 | 0 | | | | | |
| **Tax Collector** | **69013** | 1,000 | 1,000 | 1,000 | 1,000 | 2,000 | 2,000 | 5,000 | 2,000 | 5,000 | 2,000 | 5,000 | 2,000 | 2,000 | 0 |
| **Cash Balance** | **85557** | 0 | 0 | 0 | 0 | 0 | 0 | 50,000 | 0 | | | | | | |
| **Transfers to 304** | **86575** | 0 | 0 | 0 | 0 | 0 | 0 | | 0 | 753,170 | | | | 1,573,118 | |
| **Contingency** | **85557** | 0 | 0 | 0 | 0 | 0 | 0 | 30,000 | 0 | | | 30,000 | | 0 | 0 |
| Total | | **26,302** | **20,040** | **126,503** | **446,076** | **278,937** | **6,679** | 901,595 | **4,671** | 1,158,170 | 5,565 | 435,000 | 5,517 | 1,579,618 | - |

# Fund 174:

# Conch Key Municipal Svc Tax Unit

**MONROE COUNTY, FLORIDA - BOARD OF COUNTY COMMISSIONERS**
**BUDGETED REVENUE ANALYSIS**
**CONCH KEY MSTU FUND 174**
**FOR THE BUDGET YEAR ENDING SEPTEMBER 30, 2024**

**7/5/2023 16:13**

| | Proposed Fiscal Year 2024 | Fiscal Year 2023 Estimate | Fiscal Year 2023 YTD | Adopted Fiscal Year 2023 | Fiscal Year 2022 Actual | Adopted Fiscal Year 2022 | Fiscal Year 2021 Actual | Adopted Fiscal Year 2021 | Fiscal Year 2020 Actual | Fiscal Year 2019 Actual | Fiscal Year 2018 Actual | Fiscal Year 2017 Actual | Fiscal Year 2016 Actual | Fiscal Year 2015 Actual |
|---|---|---|---|---|---|---|---|---|---|---|---|---|---|---|
| **Revenues:** | | | | | | | | | | | | | | |
| Ad Valorem Taxes | | | | | | | | | | | | | | |
| Del Ad Valorem | | | | | | | | | | | | | | |
| **Total** | | | | | | - | - | - | - | - | - | - | - | - |
| | | | | | | | | | | | | | | |
| **Services-Tax Collector** | | | | | | | | | | | | | | |
| | | | | | | | | | | | | | | |
| **Investment Income** | | 12 | 12 | | (6) | 0 | 92 | 0 | 10 | 14 | 5 | 2 | 9 | 1 |
| | | | | | | | | | | | | | | |
| **Transfer from Fund 167** | | | | | | | | | | | | | | |
| | | | | | | | | | | | | | | |
| **Subtotal Revenues** | 0 | 12 | 12 | 0 | (6) | 0 | 92 | 0 | 10 | 14 | 5 | 2 | 9 | 1 |
| **Balance Fund Forward (LESS 5% Florida Statute)** | 613 | | | 601 | | 509 | | 509 | | | | | | |
| **Conch Key MSTU** | 613 | 12 | 12 | 601 | (6) | 509 | 92 | 509 | 10 | 14 | 5 | 2 | 9 | 1 |

**Conch Key MSTU- 174, Fund Balance Calculation**

| **Fiscal Year** | **2015 Actual** | **2016 Actual** | **2017 Actual** | **2018 Actual** | **2019 Actual** | **2020 Actual** | 2021 Adopted | **2021 Actual** | 2022 Adopted | **2022 Actual** | 2023 Adopted | **2023 YTD** | 2023 Estm | 2024 Proposed |
|---|---|---|---|---|---|---|---|---|---|---|---|---|---|---|
| **Audited Fund Balance** | **468** | **469** | **478** | **480** | **485** | **499** | **509** | **509** | **509** | **601** | **601** | **595** | **601** | **0** |
| **Revenue** | 1 | 9 | 2 | 5 | 14 | 10 | **509** | 92 | **509** | **-6** | **601** | **12** | **12** | **0** |
| **Expense** | 0 | 0 | 0 | 0 | 0 | 0 | **509** | 0 | **509** | **0** | **601** | **0** | **613** | **0** |
| **Estimated Ending Fund Balance** | **469** | **478** | **481** | **485** | **499** | **509** | **509** | **601** | **509** | **595** | **601** | **606** | **0** | **0** |
| Difference | 1 | 9 | 2 | 5 | 14 | 10 | 0 | 93 | 0 | (6) | 0 | 12 | (601) | 0 |

| | | **2015 Actual** | **2016 Actual** | **2017 Actual** | **2018 Actual** | **2019 Actual** | **2020 Actual** | 2021 Adopted | **2021 Actual** | 2022 Adopted | **2022 Actual** | 2023 Adopted | **2023 YTD** | 2023 Estm | 2024 Proposed |
|---|---|---|---|---|---|---|---|---|---|---|---|---|---|---|---|
| **Revenues:** | | | | | | | | | | | | | | | |
| **Ad Valorem Taxes** | | | | | | | | | | | | | | | |
| **Deliq Taxes** | | | | | | | | | | | | | | | |
| **Other Revenue** | | 1 | 9 | 2 | 5 | 14 | 10 | | 92 | | -6 | | 12 | 12 | |
| **Trsf in TC excess fees** | | | | | | | | | | | | | | | |
| **Transfer In fm Fund 167** | | | | | | | | | | | | | | | |
| **Less 5%** | | | | | | | | | | | | | | | |
| **Fund Bal Fwd** | | | | | | | | 509 | | 509 | | 601 | | | 0 |
| **Total** | | **1** | **9** | **2** | **5** | **14** | **10** | **509** | **92** | **509** | **(6)** | **601** | **12** | **12** | **0** |
| **Appropriations:** | | | | | | | | | | | | | | | |
| **MSTU Operating** | 55008 | 0 | 0 | 0 | 0 | 0 | 0 | 409 | 0 | 409 | | 501 | | | 0 |
| **Tax Collector** | 69016 | | | | | | | | | | | | | | |
| **Cash Balance** | 85560 | | | | | | | | | | | | | | |
| **Transfers Out** | | | | | | | | | | | | | | | |
| **Contingency** | 85560 | | | | | | | 100 | | 100 | | 100 | | 613.00 | 0 |
| **Total** | | **0** | **0** | **0** | **0** | **0** | **0** | **509** | **0** | **509** | **0** | **601** | **0** | **613** | **0** |

# Fund 175:

# Long Key, Layton Municipal Svc Tax Unit

**MONROE COUNTY, FLORIDA - BOARD OF COUNTY COMMISSIONERS**
**BUDGETED REVENUE ANALYSIS**
**LONG KEY / LAYTON MSTU- 175**
**FOR THE BUDGET YEAR ENDING SEPTEMBER 30, 2024**

7/5/2023 16:13

| | Proposed Fiscal Year 2024 | Fiscal Year 2023 Estimate | Fiscal Year 2023 YTD | Fiscal Year 2023 Adopted | Fiscal Year 2022 Actual | Fiscal Year 2022 Adopted | Fiscal Year 2021 Actual | Fiscal Year 2021 Adopted | Fiscal Year 2020 Actual | Fiscal Year 2019 Actual | Fiscal Year 2018 Actual | Fiscal Year 2017 Actual | Fiscal Year 2016 Actual | Fiscal Year 2015 Actual |
|---|---|---|---|---|---|---|---|---|---|---|---|---|---|---|
| **Revenues:** | | | | | | | | | | | | | | |
| Ad Valorem Taxes | | | | | | | | | | | | | | |
| Del Ad Valorem | | | | | | | | | | | | | | |
| **Total** | **0** | **0** | **0** | **0** | | | | | | | | | | |
| Spec Assessment | | | | | | | | | 1 | 0 | 0 | 4,594 | 4,417 | 247,500 |
| **Total Spec Assessment** | **0** | **0** | **0** | **0** | | | **0** | | | **0** | **0** | **4,594** | **4,417** | **247,500** |
| **Investment Income** | | 5,500 | 5,269 | 0 | (2,707) | | 568 | | 5,519 | 7,456 | 2,283 | 1,283 | 1,008 | 266 |
| **Subtotal Revenues** | **0** | **5,500** | **5,269** | **0** | **(2,707)** | **0** | **568** | **0** | **5,519** | **7,456** | **2,283** | **5,877** | **5,425** | **247,766** |
| Balance Fund Forward (LESS 5% Florida Statute) | 0 | | | 260,227 | | 267,227 | | 261,587 | | | | | | |
| **Long Key / Layton MSTU** | **0** | **5,500** | **5,269** | **260,227** | **(2,707)** | **267,227** | **568** | **261,587** | **5,519** | **7,456** | **2,283** | **5,877** | **5,425** | **247,766** |

**Long Key/Layton MSTU- 175, Fund Balance Calculation**

| Fiscal Year | 2015 Actual | 2016 Actual | 2017 Actual | 2018 Actual | 2019 Actual | 2020 Actual | 2021 Adopted | 2021 Actual | 2022 Adopted | 2022 Actual | 2023 Adopted | 2023 YTD | 2023 Estimate | 2024 Proposed |
|---|---|---|---|---|---|---|---|---|---|---|---|---|---|---|
| **Audited Fund Balance** | **18,039** | **255,736** | **257,420** | **259,061** | **257,128** | **261,587** | 265,996 | **265,996** | 256,116 | 265,652 | 260,952 | 261,727 | 261,727 | 0 |
| **Revenue** | **247,766** | **5,425** | **5,877** | **2,283** | **7,456** | **5,519** | 261,587 | **568** | 267,227 | (2,707) | 260,227 | 5,269 | 5,500 | 0 |
| **Expense** | **10,069** | **3,740** | **4,236** | **4,216** | **2,997** | **1,110** | 261,587 | **912** | 267,227 | 1,218 | 260,227 | 1,857 | 267,227 | 0 |
| **Estimated Ending Fund Balance** | **255,737** | **257,420** | **259,061** | **257,128** | **261,587** | **265,996** | 265,996 | **265,652** | 256,116 | 261,727 | 260,952 | 265,139 | 0 | 0 |
| Difference | 237,698 | 1,685 | 1,641 | (1,933) | 4,459 | 4,408 | 0 | (344) | 0 | (3,925) | 0 | 3,412 | (261,727) | 0 |

| **Revenues:** | 2015 Actual | 2016 Actual | 2017 Actual | 2018 Actual | 2019 Actual | 2020 Actual | 2021 Adopted | 2021 Actual | 2022 Adopted | 2022 Actual | 2023 Adopted | 2023 YTD | 2023 Estimate | 2024 Proposed |
|---|---|---|---|---|---|---|---|---|---|---|---|---|---|---|
| **Taxes** | | | | | | | | | | | | | | |
| **Deliq Taxes** | | | | | | | | | | | | | | |
| **Special Assessment** | 247,500 | 4,417 | 4,594 | 0 | 0 | | | 0 | | | | | | |
| **Other Revenue** | 266 | 1,008 | 1,283 | 2,283 | 7,456 | 5,519 | | 568 | | (2,707) | | 5,269 | 5,500 | |
| **Transfers In** | | | | | | | | | | | | | | |
| **Less 5%** | | | | | | | | | | | | | | |
| **Fund Bal Fwd** | | - | - | - | - | - | 261,587 | - | 267,227 | | 260,227 | | | - |
| **Total** | **247,766** | **5,425** | **5,877** | **2,283** | **7,456** | **5,519** | 261,587 | **568** | 267,227 | **(2,707)** | 260,227 | **5,269** | 5,500 | - |
| **Appropriations:** | | | | | | | | | | | | | | |
| **MSTU Operating** **55009** | 10,069 | 3,740 | 4,236 | 4,216 | 2,997 | 1,110 | 213,587 | 912 | 219,227 | 1,218 | 220,227 | 1,857 | 2,786 | 0 |
| Tax Collector **69017** | | | | | | | | | | | | | | |
| **Cash Balance** **85561** | | | | | | | 33,000 | | 33,000 | | 30,000 | | | 0 |
| Transfers Out | | | | | | | | | | | | | 264,441 | |
| **Contingenc** **85561** | | | | | | | 15,000 | | 15,000 | | 10,000 | | | 0 |
| **Total** | **10,069** | **3,740** | **4,236** | **4,216** | **2,997** | **1,110** | 261,587 | **912** | 267,227 | **1,218** | 260,227 | **1,857** | 267,227 | - |

# Fund 176:

# Duck Key Municipal Service Tax Unit

**MONROE COUNTY, FLORIDA - BOARD OF COUNTY COMMISSIONERS**
**BUDGETED REVENUE ANALYSIS**
**DUCK KEY MSTU- 176**
**FOR THE BUDGET YEAR ENDING SEPTEMBER 30, 2024**

7/5/2023 16:13

| | Fiscal Year 2024 Proposed | Fiscal Year 2023 Estimate | Fiscal Year 2023 YTD | Fiscal Year 2023 Adopted | Fiscal Year 2022 Actual | Fiscal Year 2022 Adopted | Fiscal Year 2021 Actual | Fiscal Year 2021 Adopted | Fiscal Year 2020 Actual | Fiscal Year 2019 Actual | Fiscal Year 2018 Actual | Fiscal Year 2017 Actual | Fiscal Year 2016 Actual | Fiscal Year 2015 Actual |
|---|---|---|---|---|---|---|---|---|---|---|---|---|---|---|
| **Revenues:** | | | | | | | | | | | | | | |
| Ad Valorem Taxes | | | | | | | | | | | | | | |
| Del Ad Valorem | | | | | | 0 | 0 | 0 | 0 | 0 | 0 | 0 | 0 | 0 |
| **Total** | | | | | | **0** | **0** | **0** | **0** | **0** | **0** | **0** | **0** | **0** |
| | | | | | | | | | | | | | | |
| **Services-Tax Collector** | | | | | | | | | | | | | | |
| | | | | | | | | | | | | | | |
| Investment Income | | 1,370 | 913 | | (483) | 0 | 131 | 0 | 1,098 | 1,626 | 501 | 300 | 348 | 173 |
| Interest-Tax Collector | | | | | | | | | | | | | | |
| **Total Interest Income** | **0** | **1,370** | **913** | | **(483)** | **0** | **131** | **0** | **1,098** | **1,626** | **501** | **300** | **348** | **173** |
| | | | | | | | | | | | | | | |
| **Special Assessment** | | | | | | | | | | | | | | |
| | | | | | | | | | | | | | | |
| Trsf In TC Excess Fees | | | | | | | | | (0) | | | | | |
| | | | | | | | | | | | | | | |
| **Subtotal Revenues** | **0** | **1,370** | **913** | **0** | **(483)** | **0** | **131** | **0** | **1,098** | **1,626** | **501** | **300** | **348** | **173** |
| **Balance Fund Forward (LESS 5% Florida Statute)** | | | | 46,211 | | 48,211 | | 49,738 | | | | | | |
| **Duck Key MSTU** | **0** | **1,370** | **913** | **46,211** | **(483)** | **48,211** | **131** | **49,738** | **1,098** | **1,626** | **501** | **300** | **348** | **173** |

Duck MSTU- 176, Fund Balance Calculation

| Fiscal Year | 2015 Actual | 2016 Actual | 2017 Actual | 2018 Actual | 2019 Actual | 2020 Actual | 2021 Adopted | 2021 Actual | 2022 Adopted | 2022 Actual | 2023 Adopted | 2023 YTD | 2023 Estm | 2024 Proposed |
|---|---|---|---|---|---|---|---|---|---|---|---|---|---|---|
| **Audited Fund Balance** | **66,034** | **62,286** | **62,313** | **58,262** | **58,763** | **49,738** | 49,186 | **49,186** | 48,211 | 48,000 | 46,750 | 45,759 | 45,759 | 0 |
| **Revenue** | **173** | **348** | **300** | **501** | **1,626** | **1,098** | 49,738 | **131** | 48,211 | -483 | 46,211 | 913 | 1,370 | 0 |
| **Expense** | **3,920** | **321** | **4,351** | **0** | **10,651** | **1,651** | 49,738 | **1,317** | 48,211 | 1,759 | 46,211 | 46,671 | 47,128 | 0 |
| **Estimated Ending Fund Balance** | **62,287** | **62,313** | **58,262** | **58,763** | **49,738** | **49,186** | **49,186** | **48,000** | **48,211** | **45,759** | **46,750** | **(0)** | **0** | **0** |
| Difference | (3,747) | 27 | (4,051) | 501 | (9,024) | (553) | 0 | (1,186) | 0 | (2,241) | 0 | 45,759 | (45,759) | 0 |

| Revenues: | 2015 Actual | 2016 Actual | 2017 Actual | 2018 Actual | 2019 Actual | 2020 Actual | 2021 Adopted | 2021 Actual | 2022 Adopted | 2022 Actual | 2023 Adopted | 2023 YTD | 2023 Estm | 2024 Proposed |
|---|---|---|---|---|---|---|---|---|---|---|---|---|---|---|
| Ad Val Taxes | | | | | | | | | | | | | | |
| Del Taxes | 0 | | | | | | | | | | | | | |
| Other Revenue | 173 | 348 | 300 | 501 | 1,626 | 1,098 | | 131 | | (483) | | 913 | 1,370 | |
| Trsf in TC Excess Fees | | | | | | | | | | | | | | |
| Special Assesments | | | | | | | | | | | | | | |
| Less 5% | | | | | | | | | | | | | | |
| Fund Bal Fwd | | | | | | | 49,738 | | 48,211 | | 46,211 | | | 0 |
| Total | **173** | **348** | **300** | **501** | **1,626** | **1,098** | 49,738 | **131** | 48,211 | (483) | 46,211 | 913 | 1,370 | 0 |
| | | | | | | | | | | | | | | |
| Appropriations: | | | | | | | | | | | | | | |
| **MSTU Operating** 55010 | 3,920 | 321 | 4,351 | | 10,651 | 1,651 | 44,738 | 1,317 | 43,211 | 1,759 | 43,211 | 2,162 | 3,244 | |
| Tax Collector 69018 | | | | | | | | | | | | | | |
| **Cash Balance** 85562 | | | | | | | 0 | | | | | | | |
| Transfers Out | | | | | | | | | | | | 44,509 | | |
| **Contingency** 85562 | | | | | | | 5,000 | | 5,000 | | 3,000 | | | |
| Total | **3,920** | **321** | **4,351** | **0** | **10,651** | **1,651** | **49,738** | **1,317** | **48,211** | **1,759** | **46,211** | **46,671** | **3,244** | **0** |

# Fund 177:

# Canal #266 MSBU

**MONROE COUNTY, FLORIDA - BOARD OF COUNTY COMMISSIONERS**
**BUDGETED REVENUE ANALYSIS**
**CANAL #266 MUNICIPAL SERVICE BENEFIT UNIT- 177**
**FOR THE BUDGET YEAR ENDING SEPTEMBER 30, 2024**

7/5/2023 16:13

| | Fiscal Year 2024 Proposed | Fiscal Year 2023 Estimate | Fiscal Year 2023 YTD | Fiscal Year 2023 Adopted | Fiscal Year 2022 Actual | Fiscal Year 2022 Adopted | Fiscal Year 2021 Actual | Fiscal Year 2021 Adopted | Fiscal Year 2020 Actual | Fiscal Year 2020 Adopted |
|---|---|---|---|---|---|---|---|---|---|---|
| **Revenues:** | | | | | | | | | | |
| Special Assessments CAP | 34,943 | 27,587 | 27,587 | 34,943 | 28,897 | 34,943 | 28,973 | 34,943 | 33,736 | 34,943 |
| Del Ad Valorem Taxes | | | | | | | 0 | | 0 | 0 |
| **Total** | **34,943** | **27,587** | **27,587** | **34,943** | **28,897** | **34,943** | **28,973** | **34,943** | **33,736** | **34,943** |
| | | | | | | | | | | |
| **Services-Tax Collector** | | | | | | | | | | |
| | | | | | | | | | | |
| Investment Income | | | 272 | | (397) | 0 | 99 | 0 | 214 | 0 |
| Interest-Tax Collector | | | | | | | 2 | | 20 | |
| **Total Interest Income** | **0** | **0** | **272** | | **(397)** | **0** | **101** | **0** | **234** | **0** |
| | | | | | | | | | | |
| **Special Assessment** | | | | | | | | | | |
| | | | | | | | | | | |
| Trsf In TC Excess Fees | | | | | | | | | | |
| | | | | | | | | | | |
| **Subtotal Revenues** | **34,943** | **27,587** | **27,859** | **34,943** | **28,500** | **34,943** | **29,074** | **34,943** | **33,969** | **34,943** |
| | | | | | | | | | | |
| **Balance Fund Forward** | 45,052 | | | 41,256 | | 37,435 | | 14,694 | | |
| **(LESS 5% Florida Statute)** | (1,747) | | | (1,747) | | (1,747) | | (1,747) | | (1,747) |
| | **78,248** | **27,587** | **27,859** | **74,452** | **28,500** | **70,631** | **29,074** | **47,889** | **33,969** | **33,195** |

Canal #266 Municipal Service Benefit Unit- 177, Fund Balance Calculation

| Fiscal Year | 2020 Adopted | 2020 Actual | 2021 Adopted | 2021 Actual | 2022 Adopted | 2022 Actual | 2023 Adopted | 2023 YTD | 2023 Estimate | 2024 Proposed |
|---|---|---|---|---|---|---|---|---|---|---|
| **Audited Fund Balance** | - | - | 29,589 | 29,589 | 37,435 | 40,174 | 44,583 | 54,021 | 54,021 | 72,808 |
| **Revenue** | 33,195 | 33,969 | 47,889 | 29,074 | 70,631 | 28,500 | 74,452 | 27,859 | 33,196 | 78,248 |
| **Expense** | 33,195 | 4,380 | 47,890 | 18,489 | 70,631 | 14,653 | 74,452 | 9,606 | 14,409 | 78,248 |
| **Estimated Ending Fund Balance** | 0 | 29,589 | 29,588 | 40,174 | 37,435 | 54,021 | 44,583 | 72,274 | 72,808 | 72,808 |
| Difference | 0 | 29,589 | (1) | 10,584 | (0) | 13,847 | 0 | 18,253 | 18,787 | (0) |

| Revenues: | | 2020 Adopted | 2020 Actual | 2021 Adopted | 2021 Actual | 2022 Adopted | 2022 Actual | 2023 Adopted | 2023 YTD | 2023 Estimate | 2024 Proposed |
|---|---|---|---|---|---|---|---|---|---|---|---|
| Special Assessments CAP | | 34,943 | 33,736 | 34,943 | 28,973 | 34,943 | 28,897 | 34,943 | 27,587 | 33,196 | 34,943 |
| Del Taxes | | | - | | - | | | | | | |
| Other Revenue | | | 234 | | 101 | | (397) | | 272 | | |
| Trsf in TC Excess Fees | | | - | | - | | | | | | |
| Special Assesments | | | - | | - | | | | | | |
| Less 5% | | (1,747) | | (1,747) | | (1,747) | | (1,747) | | | (1,747) |
| Fund Bal Fwd | | | | 14,694 | | 37,435 | | 41,256 | | | 45,052 |
| Total | | **33,195** | **33,969** | **47,889** | **29,074** | **70,631** | **28,500** | **74,452** | **27,859** | **33,196** | **78,248** |
| | | | | | | | | | | | |
| Appropriations: | | | | | | | | | | | |
| **Canal #266** | 23100 | 32,147 | 4,380 | 31,841 | 18,489 | 54,583 | 14,653 | 58,404 | 9,606 | 14,409 | 62,200 |
| Tax Collector | 69021 | 1,048 | | 1,048 | | 1,048 | | 1,048 | | | 1,048 |
| **Cash Balance** | 85579 | | | 10,000 | | 10,000 | | 10,000 | | | 10,000 |
| Transfers Out | | | | | | | | | | | |
| **Contingency** | 85579 | | | 5,001 | | 5,000 | | 5,000 | | | 5,000 |
| Total | | **33,195** | **4,380** | **47,890** | **18,489** | **70,631** | **14,653** | **74,452** | **9,606** | **14,409** | **78,248** |

# Fund 180:

# Building Fund

**MONROE COUNTY, FLORIDA - BOARD OF COUNTY COMMISSIONERS**
**BUDGETED REVENUE ANALYSIS**
**BUILDING FUND - 180**
**FOR THE BUDGET YEAR ENDING SEPTEMBER 30, 2024**

7/5/2023 14:14

| Revenues: | Fiscal Year 2024 Proposed | Fiscal Year 2023 Estimated | Fiscal Year 2023 YTD | Fiscal Year 2023 Adopted | Fiscal Year 2022 Actual | Fiscal Year 2022 Adopted | Fiscal Year 2021 Actual | Fiscal Year 2021 Adopted | Fiscal Year 2020 Actual | Fiscal Year 2019 Actual | Fiscal Year 2018 Actual | Fiscal Year 2017 Actual | Fiscal Year 2016 Actual | Fiscal Year 2015 Actual |
|---|---|---|---|---|---|---|---|---|---|---|---|---|---|---|
| Building Permits | 5,500,000 | 6,878,480 | 4,585,653 | 5,500,000 | 5,931,818 | 5,500,000 | 5,848,498 | 5,500,000 | 4,996,531 | 5,390,451 | 4,731,321 | 4,449,088 | 4,663,435 | 3,757,576 |
| Bldg Pmt Competency (every 2 years) | 20,000 | 1,890 | 1,260 | 100,000 | 29,215 | 100,000 | 31,088 | 80,000 | 82,143 | 81,523 | 101,908 | 57,203 | 97,863 | 44,258 |
| **Total Licenses/Permits** | **5,520,000** | **6,880,370** | **4,586,913** | **5,600,000** | **5,961,033** | **5,600,000** | **5,879,585** | **5,580,000** | **5,078,674** | **5,471,974** | **4,833,228** | **4,506,291** | **4,761,297** | **3,801,834** |
| Serv-Other Radon Fees | 50,000 | 77,735 | 51,823 | 50,000 | 54,068 | 50,000 | 50,616 | 50,000 | 45,438 | 49,935 | 43,751 | 55,586 | 58,453 | 43,679 |
| Serv-Other-Planning Fees | | 1,158 | 772 | | | | | | | | | | | |
| Serv-Other Cert Prog Fees | 70,000 | 74,979 | 49,986 | 70,000 | 76,026 | 70,000 | 73,748 | 70,000 | 66,143 | 71,710 | 62,728 | 57,378 | 58,478 | 43,681 |
| **Total Svcs-Quasi Fee/Charges** | **120,000** | **153,872** | **102,581** | **120,000** | **130,093** | **120,000** | **124,364** | **120,000** | **111,582** | **121,645** | **106,479** | **112,964** | **116,931** | **87,360** |
| **Investment Income** | **40,000** | **147,005** | **98,003** | **40,000** | **(26,798)** | **40,000** | **6,263** | **40,000** | **46,577** | **81,797** | **25,444** | **22,894** | **16,512** | **7,236** |
| **Disposition of Fixed Assets** | | | | | | | | | | **3,269** | | | | **1,000** |
| **Miscellaneous Revenue** | **25,000** | **23,579** | **15,719** | **33,000** | **32,397** | **33,000** | **40,073** | **33,000** | **30,905** | **33,429** | **23,177** | **20,825** | **39,190** | **42,573** |
| Trsf Fm Emp. Fair Share Housing-136 | | | | | | | | | | 44,930 | | | 571,364 | |
| Trsf Fm 125 | | | | | | | 138,233 | | | | | | | |
| Trsf Fm 304 | | | | | | | | | 700,000 | | | | | |
| **Trsf Fm** | | | | | | | **138,233** | **0** | **700,000** | **44,930** | **0** | **0** | **571,364** | **0** |
| **Subtotal Revenues** | **5,705,000** | **7,204,824** | **4,803,215** | **5,793,000** | **6,096,724** | **5,793,000** | **6,188,519** | **5,773,000** | **5,967,738** | **5,757,043** | **4,988,329** | **4,662,974** | **5,505,295** | **3,940,003** |
| **Balance Fund Forward** | 1,783,347 | | | 1,635,715 | | 1,461,557 | | 1,045,395 | | | | | | |
| **(LESS 5% Florida Statute)** | (285,250) | | | (289,650) | | (289,650) | | (288,650) | | | | | | |
| **Building MSTU** | **7,203,097** | **7,204,824** | **4,803,215** | **7,139,065** | **6,096,724** | **6,964,907** | **6,188,519** | **6,529,745** | **5,967,738** | **5,757,043** | **4,988,329** | **4,662,974** | **5,505,295** | **3,940,003** |

**Building Fund -180 Fund Balance Forward Calculation**

| Fiscal Year | 2015 Actual | 2016 Actual | 2017 Actual | 2018 Actual | 2019 Actual | 2020 Actual | 2021 Adopted | 2021 Actual | 2022 Adopted | 2022 Actual | 2023 Adopted | 2023 YTD | 2023 Estimated | 2024 Proposed | 2024 Estimated |
|---|---|---|---|---|---|---|---|---|---|---|---|---|---|---|---|
| **Audited Fund Bal Prior Year** | **2,018,398** | **2,596,187** | **4,029,168** | **3,735,116** | **2,622,307** | **2,160,425** | 2,307,335 | **2,307,335** | 2,853,473 | 3,463,093 | 2,722,449 | 3,241,585 | 3,241,585 | 3,685,808 | 3,685,808 |
| **Revenue** | **3,940,003** | **5,505,295** | **4,662,974** | **4,988,329** | **5,757,043** | **5,967,737** | 6,529,745 | **6,188,519** | 6,964,907 | 6,096,724 | 7,139,065 | 4,803,215 | 7,204,824 | 7,203,097 | 5,663,579 |
| **Expenses** | **3,362,214** | **4,072,313** | **4,957,026** | **6,101,139** | **6,218,927** | **5,820,827** | 6,529,745 | **5,032,761** | 6,964,907 | 6,318,232 | 7,139,065 | 3,643,689 | 6,760,601 | 7,203,097 | 6,502,684 |
| **Estimated Ending Fund Balance** | **2,596,187** | **4,029,168** | **3,735,116** | **2,622,307** | **2,160,425** | **2,307,335** | 2,307,335 | **3,463,093** | 2,853,473 | 3,241,585 | 2,722,449 | 4,401,111 | 3,685,808 | 3,685,808 | 2,846,703 |
| | 577,789 | 1,432,981 | (294,053) | (1,112,808) | (461,882) | 146,910 | (0) | 1,155,758 | (0) | (221,508) | 0 | 1,159,525 | 444,223 | 0 | (839,105) |

**Building Fund - Fund 180**

| **Revenues:** | 2015 Actual | 2016 Actual | 2017 Actual | 2018 Actual | 2019 Actual | 2020 Actual | 2021 Adopted | 2021 Actual | 2022 Adopted | 2022 Actual | 2023 Adopted | 2023 YTD | 2023 Estimated | 2024 Proposed | 2024 Estimated |
|---|---|---|---|---|---|---|---|---|---|---|---|---|---|---|---|
| Licenses/Permits | **3,801,834** | **4,761,297** | **4,506,291** | **4,833,228** | **5,471,974** | **5,078,674** | 5,580,000 | **5,879,585** | 5,600,000 | **5,961,033** | 5,600,000 | 4,586,913 | 6,880,370 | 5,520,000 | 5,520,000 |
| Svcs-Quasi Fee/Charges | **87,360** | **116,931** | **112,964** | **106,479** | **121,645** | **111,581** | 120,000 | **124,364** | 120,000 | **130,093** | 120,000 | 102,581 | 153,872 | 120,000 | 120,000 |
| Other Revenue | **50,809** | **55,702** | **43,719** | **48,621** | **118,495** | **77,482** | 73,000 | **46,336** | 73,000 | **5,598** | 73,000 | 113,721 | 170,583 | 65,000 | 23,579 |
| **Subtotal** | **3,940,003** | **4,933,931** | **4,662,974** | **4,988,329** | **5,712,113** | **5,267,737** | 5,773,000 | **6,050,286** | 5,793,000 | **6,096,724** | 5,793,000 | 4,803,215 | 7,204,824 | 5,705,000 | 5,663,579 |
| Transfers In | | **571,364** | 0 | 0 | 44,930 | 700,000 | | 138,233 | | | | | | | |
| Less 5% | | | | | | | (288,650) | | (289,650) | | (289,650) | | | (285,250) | 0 |
| Fund Bal Fwd | | | | | | | 1,045,395 | | 1,461,557 | | 1,635,715 | | | 1,783,347 | 0 |
| **Total** | **3,940,003** | **5,505,295** | **4,662,974** | **4,988,329** | **5,757,043** | **5,967,737** | 6,529,745 | **6,188,519** | 6,964,907 | **6,096,724** | 7,139,065 | 4,803,215 | 7,204,824 | 7,203,097 | 5,663,579 |
| | | | | | | | | | | | | | | | |
| **Appropriations:** | | | | | | | | | | | | | | | |
| Operating 52502 | **3,284,062** | **3,484,995** | **4,439,092** | **5,959,154** | **5,558,329** | **5,133,424** | 4,797,215 | **4,760,993** | 6,127,306 | **5,698,295** | 6,405,779 | 3,540,152 | 6,085,490 | 6,488,460 | 5,839,614 |
| Building Legal 67506 | | | | **60,159** | **62,045** | **74,509** | 72,804 | **32,877** | 32,098 | **38,307** | 41,787 | 25,830 | 38,745 | 45,978 | 44,411 |
| Building Refund 54501 | **78,152** | **78,285** | **8,902** | **81,825** | **59,894** | **74,235** | 90,000 | **54,732** | 90,000 | **42,971** | 60,000 | 77,707 | 97,707 | 30,000 | 30,000 |
| Cash Balance 85565 | | | | | | | 981,067 | | 146,844 | | 62,840 | | | 50,000 | |
| Transfers Out 85563 | | **509,033** | **509,033** | | **538,659** | **538,659** | 538,659 | **184,159** | 538,659 | **538,659** | 538,659 | | 538,659 | 538,659 | 538,659 |
| Contingency 85565 | | | | | | | 50,000 | | 30,000 | | 30,000 | | | 50,000 | 50,000 |
| **Total** | **3,362,214** | **4,072,313** | **4,957,026** | **6,101,139** | **6,218,927** | **5,820,827** | 6,529,745 | **5,032,761** | 6,964,907 | **6,318,232** | 7,139,065 | 3,643,689 | 6,760,601 | 7,203,097 | 6,502,684 |

# Fund 304:

# One Cent Infra-structure Sales Tax

**CAPITAL PROJECTS FUNDING PLAN**
**ONE CENT INFRASTRUCTURE SALES TAX - FUND 304**

| Revenue | Actual FY 21 | Actual FY 22 | Fiscal Year FY 23 | Amended FY 23 | YTD FY 23 | Estimated FY 23 | Fiscal Year FY 24 | Fiscal Year FY 25 | Fiscal Year FY 26 | Fiscal Year FY 27 | Fiscal Year FY 28 |
|---|---|---|---|---|---|---|---|---|---|---|---|
| One Cent Infrastructure Sales Tax | 28,613,899 | 34,358,790 | 31,542,441 | 31,542,441 | 22,129,324 | 32,353,072 | 32,000,000 | 32,640,000 | 33,292,800 | 33,958,656 | 34,637,829 |
| Other (Interest, Misc, Trans In) | 44,830 | (220,613) | 50,000 | 50,000 | 518,147 | 690,863 | 50,000 | 50,000 | 50,000 | 50,000 | 50,000 |
| Disposition of Fixed Assets | 3,507 | 7,657 | | | | | | | | | |
| Contributions from Key West | 20,495 | 565,880 | | | 115,690 | 115,690 | | | | | |
| Miscellaneous Revenue | 1,057 | 43,389 | | | | | | | | | |
| Stock Island Transfer | | | | | | | | | | | |
| Duck Key Transfer | | | | | | | | | | | |
| Big Coppitt Transfer | | | | | | | | | | | |
| Settlements | | | | | | | | | | | |
| Big Coppitt Wastewater Special Assessments | | | | | | | 330,000 | 330,000 | 330,000 | 330,000 | 15,000 |
| Duck Key Wastewater Special Assessments | | | | | | | 80,000 | 80,000 | 80,000 | 80,000 | 3,111 |
| Cudjoe Key Wastewater Special Assessments | | | | | | | 2,275,400 | 2,275,400 | 2,275,400 | 2,275,400 | 2,275,400 |
| Stock Island Wastewater Special Assessments | | | | | | | 100,000 | | | | |
| Less 5% | | | (1,579,622) | (1,579,622) | | | (1,741,770) | (1,768,770) | (1,801,410) | (1,834,703) | (1,849,068) |
| Debt Service Proceeds (Trauma Star Helicopters) | | | | 53,000,000 | | 1,475,750 | 13,306,800 | 38,193,000 | | | |
| Transfer from Fund 125 - Grant Fund | 27,828 | | | | | | | | | | |
| Transfer from Fund 166 (Close Fund) | | | | | | 2,700 | | | | | |
| Transfer from Fund 168 (Close Fund) | | | | | | 48,000 | | | | | |
| Transfer from Fund 169 (Close Fund) | | | | | | 500 | | | | | |
| Transfer from Fund 170 (Close Fund) | | | | | | 9,300 | | | | | |
| Transfer from Fund 171 (Close Fund) | | | | | | 1,540,000 | | | | | |
| Transfer from Fund 174 (Close Fund) | | | | | | 606 | | | | | |
| Transfer from Fund 175 (Close Fund) | | | | | | 265,000 | | | | | |
| Transfer from Fund 176 (Close Fund) | | | | | | 44,000 | | | | | |
| Transfer from Fund 308 (Close Fund) | | | | 186,086 | | 186,086 | | | | | |
| Transfer from Fund 310 (Close Fund) | | | | | | 45,000 | | | | | |
| Transfer from Fund 312 (Close Fund) | | | | | | 4,000,000 | | | | | |
| Transfer from Fund 314 (Close Fund) | | | | | | 900,000 | | | | | |
| Transfer from Fund 315 (Close Fund) | 305,836 | | | 398,299 | | 398,299 | | | | | |
| Transfer from Fund 403 | | | | | | | 4,645,645 | | | | |
| **SUBTOTAL REVENUES** | 29,017,452 | 34,755,102 | 30,012,819 | 83,597,204 | 22,763,162 | 42,074,866 | 51,046,075 | 71,799,630 | 34,226,790 | 34,859,353 | 35,132,272 |
| Beginning Fund Balance Forward | | | 24,967,757 | 27,898,446 | | | 22,243,463 | 10,223,380 | 10,666,588 | 6,719,083 | 221,047 |
| ***Total Revenue*** | **29,017,452** | **34,755,102** | **54,980,576** | **111,495,650** | **22,763,162** | **42,074,866** | **73,289,538** | **82,023,010** | **44,893,378** | **41,578,436** | **35,353,319** |

| Appropriations | | | Actual FY 21 | Actual FY 22 | Fiscal Year FY 23 | Amended FY 23 | YTD FY 23 | Estimated FY 23 | Fiscal Year FY 24 | Fiscal Year FY 25 | Fiscal Year FY 26 | Fiscal Year FY 27 | Fiscal Year FY 28 |
|---|---|---|---|---|---|---|---|---|---|---|---|---|---|
| ***Physical Environment*** | | | | | | | | | | | | | |
| Gulf View Park Boat Ramp Repairs and Improvements | 23000 | PE1506 | | (75,701) | | | | | | | | | |
| Canal Monitoring | 23002 | PE1901 | 161,730 | 41,178 | 49,767 | 49,767 | - | 49,767 | | | | | |
| Canal and Culvert Projects | 23001 | PE2101 | | 169,020 | 100,000 | 100,000 | | 100,000 | | | | | |
| *Total Physical Environment* | | | **161,730** | **134,497** | **149,767** | **149,767** | **-** | **149,767** | - | - | - | - | - |
| ***General Government*** | | | | | | | | | | | | | |
| Ocean Reef ILA/Building/Fire Boat/Ambulance | 24003 | CG1901 | 800,000 | 183,862 | 350,000 | 437,000 | | 437,000 | 361,000 | | | | |
| Jefferson Browne | 24005 | CG1902 | 1,000 | 317,305 | | 200,483 | | 200,483 | 850,000 | 1,313,000 | 1,517,500 | 2,307,500 | 1,650,000 |
| Public Defender/Simonton Property | 24007 | CG1904 | 51,200 | 106,449 | 1,325,000 | 2,825,000 | 1,002,449 | 2,765,133 | 326,688 | | | | |
| Building Automation Replacement (Siemens) | 24000 | CG2004 | 101,079 | 66,945 | | | | | | | | | |
| Rockland Key Facility | 24009 | CG2007 | 155,142 | 1,992,126 | 315,000 | 315,000 | | 30,000 | 1,445,000 | 1,073,000 | | | |
| Jackson Square Chiller Building | 24002 | CG2201 | | | 814,000 | - | | | | | | | |
| County Facilities Capital Projects | 24001 | CG2202 | 8,194 | 416,212 | | | 16,500 | | | | | | |
| HMGP Wind Retrofit | 24010 | 304-24010 | | | 262,377 | 351,894 | | 297,670 | 99,223 | 917,128 | 917,128 | | |
| Gato Building Repairs | 24011 | 304-24011 | | | 100,000 | 100,000 | | 100,000 | 139,370 | | | | |
| Ellis Building Renovation | 24012 | 304-24012 | | | 400,000 | 400,000 | 1,005 | 400,000 | | | | | |
| Lester Building Renovation | 24013 | 304-24013 | | | 400,000 | 200,000 | | 400,000 | | | | | |
| SOE Bayshore Manor Renovation | 24014 | 304-24014 | | | 400,000 | 1,042,000 | 13,773 | 1,042,000 | | | | | |
| HMGP Generators | 24015 | 304-24015 | | | 123,750 | 123,750 | | 25,000 | 137,500 | 668,750 | 668,750 | | |
| Historic Courthouse Envelope Restoration | 24016 | 304-24016 | | | | 31,763 | | 31,763 | 451,062 | | | | |
| General Government Capital Projects | 24000 | Various | | | | | | | | | | | |
| *Total General Government* | | | **1,496,735** | **3,082,898** | **4,490,127** | **6,026,890** | **1,033,728** | **5,729,049** | **3,809,843** | **3,971,878** | **3,103,378** | **2,307,500** | **1,650,000** |
| ***Culture & Recreation*** | | | | | | | | | | | | | |
| Higg's Beach (Atlantic Street relocation) | 25001 | CC1402 | 3,959 | | | 50,000 | 58,697 | 58,697 | 100,000 | 100,000 | 1,000,000 | 4,000,000 | |
| Big Pine Swimming Hole | 25003 | CC1701 | 105,037 | 1,168,337 | | | | | | | | | |
| Rowell's Marina | 25005 | CC1901 | 94,821 | 1,067,129 | 132,866 | 449,810 | 154,189 | 414,831 | 80,200 | | | | |
| Pigeon Key | 25000 | CC1902 | - | | | | | | | | | | |
| Reynolds Street Pier Railing | 25000 | CC2001 | 12,546 | | | | | | | | | | |
| County Parks Capital Projects | 25006 | 304-25006 | | 98,800 | | | | | | | | | |
| Upper Keys Activity Center | 25007 | 304-25007 | | | 750,000 | 750,000 | 9,721 | 750,000 | | | | | |
| Middle Keys Activity Center | 25008 | 304-25008 | | | 500,000 | 500,000 | 59,855 | 500,000 | | | | | |
| Lower Keys Activity Center | 25009 | 304-25009 | | | 1,750,000 | 1,108,000 | | 0 | 1,750,000 | | | | |
| Key Largo Playground Equipment | 25010 | 304-25010 | | | | 460,560 | 460,560 | 460,560 | | | | | |
| Reconciling Item per finance/Previous Projects | 25000 | Various | | | | | | | | | | | |
| *Total Culture & Recreation* | | | **216,363** | **2,334,266** | **3,132,866** | **3,318,370** | **743,021** | **2,184,088** | **1,930,200** | **100,000** | **1,000,000** | **4,000,000** | - |
| ***Economic Environment*** | | | | | | | | | | | | | |
| Tiny House | 25501 | CE1901 | 31,440 | | | | | | | | | | |
| *Total Economic Environment* | | | **31,440** | - | - | - | - | - | - | - | - | - | - |
| ***Public Safety*** | | | | | | | | | | | | | |
| KL Hydrants | 26002 | CP1403 | 150,000 | | 150,000 | 150,000 | 150,000 | 150,000 | 150,000 | 150,000 | 150,000 | | |
| Fire & Ambulance Hydrants District 1 | 26000 | CP1603 | | | | | | | | | | | |
| Fire & Ambulance Fire Truck | 26003 | CP1901 | 777,470 | | 837,000 | 837,000 | | 837,000 | | | | | |
| Layton Fire Station Buildout | 26000 | CP2001 | - | | | | | | | | | | |
| Joe London Fire Training Site Assessment | 26005 | CP2002 | 45,673 | 38,834 | 70,000 | 148,429 | 132,207 | 148,429 | | | | | |
| MCSO Generator | 26004 | CP2101 | 364,951 | 57,430 | 825,000 | 825,000 | 99,471 | 825,000 | 2,780,000 | 616,570 | | | |
| Star Helicopter Replacement | 26001 | CP2201 | | | 2,500,000 | 55,500,000 | - | 1,475,750 | 13,306,800 | 38,193,000 | | | |
| Cudjoe Substation | 26009 | 304-26009 | | | 50,000 | 50,000 | | | 50,000 | 250,000 | 2,000,000 | 2,000,000 | |
| Marathon Substation | 26010 | 304-26010 | | | 660,000 | 660,000 | 2,517 | 2,517 | 660,000 | 1,340,000 | | | |
| Detention Center Spalling Repair | 26011 | 304-26011 | | | 200,000 | 200,000 | 10,350 | 200,000 | | | | | |

## CAPITAL PROJECTS FUNDING PLAN
## ONE CENT INFRASTRUCTURE SALES TAX - FUND 304

| | | | | | | | | | | | | |
|---|---|---|---|---|---|---|---|---|---|---|---|---|
| Marathon EOC | 26012 | 304-26012 | | | 3,436,768 | | | | | | | |
| Sugarloaf Firestation | 26013 | 304-26013 | | | | | | | 5,908,265 | 1,541,218 | | |
| *Total Public Safety* | | | **1,338,094** | **96,264** | **8,728,768** | **58,370,429** | **394,545** | **3,638,696** | **22,855,065** | **42,090,788** | **2,150,000** | **2,000,000** | **-** |

| | | | **Actual FY 21** | **Actual FY 22** | **Fiscal Year FY 23** | **Amended FY 23** | **YTD FY 23** | **Estimated FY 23** | **Fiscal Year FY 24** | **Fiscal Year FY 25** | **Fiscal Year FY 26** | **Fiscal Year FY 27** | **Fiscal Year FY 28** |
|---|---|---|---|---|---|---|---|---|---|---|---|---|---|
| ***Transportation*** | | | | | | | | | | | | | |
| Road Paving Back log - 5 Years - Pavement Preservation | 27002 | CR1401 | 575,000 | 364,107 | | | | | | | | | |
| Lake Surprise | 27000 | CR1501 | | | | | | | | | | | |
| Stock Island I Project | 27000 | CR1503 | - | | | | | | | | | | |
| Stock Island II Project | 27000 | CR1604 | - | | | | | | | | | | |
| 1 Street/Bertha | 27003 | CR1605 | 258,057 | 2,420,364 | 440,232 | 1,807,488 | 1,204,190 | 1,807,488 | | | | | |
| Key Largo III | 27010 | 304-27010 | | | | | | | 1,075,354 | 270,530 | | | |
| Koehn Sub Division ($2.5 SCOP Funding $1.7 FY22) | 27004 | CR1902 | 6,428 | 14,649 | | | | | | | | | |
| Duval Mill & Pave | 27005 | CR2001 | 119,699 | 79,653 | | | | | | | | | |
| Seaview Drive Bridge Replacement | 27007 | CR2201 | | | 3,791,748 | 4,563,626 | 846,578 | 4,424,704 | 1,489,089 | | | | |
| Dennis Street Pump Station | 27006 | 304-27006 | | | 550,000 | 550,000 | 337,396 | 550,000 | | | | | |
| Deepwater Horizon Projects | 27009 | 304-27009 | | | 1,107,947 | 1,107,947 | | 0 | | | | | |
| Twin Lakes | 27001 | CR2202 | | | - | | | | 2,000,000 | 1,000,000 | | | |
| Bimini Drive Bridge Replacement | 27011 | 304-27011 | | | 1,200,000 | 1,287,865 | 982,969 | 1,259,612 | | | | | |
| Harbor Drive Bridge Replacement | 27012 | 304-27012 | | | 3,593,502 | 3,496,222 | 17,664 | 100,000 | 5,257,282 | 500,000 | | | |
| Sands Subdivision Sea Level Rise **GRANT FUNDED** | 27013 | 304-27013 | | | - | | | | 493,370 | | | | |
| Key Deer Blvd Subsidence Repair | 27014 | 304-27014 | | | 776,000 | 1,834,110 | 460,420 | 1,834,110 | | | | | |
| No Name Key Bridge Repair | 27015 | 304-27015 | | | | | | | 506,178 | 400,000 | 400,000 | 4,400,000 | 4,400,000 |
| Sugarloaf Bridge Replacement | 27016 | 304-27016 | | | | | | | | | 3,480,191 | 1,160,064 | |
| Stillwright Point | 27017 | 304-27017 | | | 888,746 | 888,746 | | 250,000 | 450,000 | 75,405 | | | |
| Toms Harbor Channel Bridge | 27018 | 304-27018 | | | | 336,906 | 6,424 | 280,000 | 498,039 | | | | |
| Crane Blvd Shared Use Path | 27019 | 304-27019 | | | | | | | | | | | 1,150,000 |
| Key Deer Blvd North of Watson Road Repair | 27020 | 304-27020 | | | | | | | 300,000 | 300,000 | 3,447,403 | 1,800,000 | |
| Conch Key Roads SLR | 27021 | 304-27021 | | | | | | | 324,257 | | | | |
| Previous Projects | 27000 | | | | | | | | | | | | |
| *Total Transportation* | | | **959,184** | **2,878,773** | **12,348,175** | **15,872,910** | **3,855,641** | **10,505,914** | **12,393,569** | **2,545,935** | **7,327,594** | **7,360,064** | **5,550,000** |
| ***Administrative & Misc.*** | | | | | | | | | | | | | |
| Engineering, Legal, and Admin Costs | 22004 | | 1,905,405 | 2,347,307 | 2,710,591 | 2,733,810 | 1,649,285 | 2,328,402 | 2,891,448 | 2,891,448 | 2,891,448 | 2,891,448 | 2,891,448 |
| Finance Miscellaneous | 22005 | | | | 1,513,232 | - | | | 500,000 | 500,000 | 500,000 | 500,000 | 500,000 |
| City of Marathon - Sparky's | 22008 | | | | 500,000 | 500,000 | | 500,000 | - | | | | |
| 7 Mile Bridge | 22022 | | | | 562,655 | 562,655 | 207,090 | 562,655 | 562,655 | 562,655 | 562,655 | 562,655 | 562,655 |
| College of FLK Upper Keys | 22028 | CM2001 | 500,000 | | | | | | | | | | |
| Poinciana | 22028 | CM2102 | 400,000 | | | | | | | | | | |
| Big Coppitt Key Wastewater (fmr F_310) | 22031 | 304-22031 | | | | | | | 51,680 | 51,680 | 51,680 | 51,680 | 51,680 |
| Duck Key Wastewater (fmr F_311) | 22032 | 304-22032 | | | | | | | 31,000 | 31,000 | 31,000 | 31,000 | 31,000 |
| Cudjoe Key Wastewater (fmr F_312) | 22033 | 304-22033 | | | | | | | 150,000 | 150,000 | 150,000 | 150,000 | 150,000 |
| Stock Island MSTU (fmr F_171) | 22034 | 304-22034 | | | | | | | 10,000 | | | | |
| Long Key MSTU (fmr F_175) | 22035 | 304-22035 | | | | | | | 10,000 | | | | |
| Duck Key MSTU (fmr F_176) | 22036 | 304-22036 | | | | | | | 10,000 | | | | |
| *Total Admin & Misc.* | | | **2,805,405** | **2,347,307** | **5,286,478** | **3,796,465** | **1,856,375** | **3,391,057** | **4,216,783** | **4,186,783** | **4,186,783** | **4,186,783** | **4,186,783** |

| ***Budgeted Transfers*** | | | **FY 21** | **FY 22** | **FY 23** | **FY23 Amend.** | **FY 23 YTD** | **FY 23 Estm** | **FY 24** | **FY 25** | **FY 26** | **FY 27** | **FY 28** |
|---|---|---|---|---|---|---|---|---|---|---|---|---|---|
| Budget Transfers to Grant Fund 125 | 86502 | ST_00017 | 282,677 | 617,025 | | | | | | | | | |
| Budget Transfers to Grant Fund 125 - Harry Harris | 86502 | ST_00017 | | | | - | | 0 | | | | | |
| Budget Transfers to Fund 403 - Marathon EOC | 86502 | ST_00074 | | 1,563,232 | | 4,645,645 | 4,645,645 | 4,645,645 | | | | | |
| Budgeted Transfers to 314 | 86502 | ST_00019 | 9,895,000 | 961,291 | - | | | | | | | | |
| Debt Service SRF Big Coppitt WW to 207 | 86502 | ST_00018 | | 250,000 | 350,000 | 350,000 | 350,000 | 350,000 | 682,000 | 682,000 | 682,000 | 682,000 | 682,000 |
| Debt Service 2016 Revenue Bond 87609 | 86502 | ST_00018 | 1,119,135 | 1,124,263 | 1,119,053 | 1,119,053 | 1,111,364 | 1,111,364 | 1,118,674 | 5,403,042 | 5,399,739 | | |
| Debt Service SRF Cudjoe Reg. WW to 207 | 86502 | ST_00018 | 2,564,001 | 7,253,742 | 7,253,742 | 7,253,742 | 7,253,742 | 7,253,742 | 9,379,482 | 9,379,482 | 9,379,482 | 9,379,482 | 9,379,482 |
| Trauma Star Helicopters Debt Service | 86502 | ST_00018 | | | | | | | 4,507,014 | 4,504,225 | 4,505,525 | 4,503,730 | 4,503,839 |
| Debt Service 2014 Revenue Bond Fund 314 87607 | 86502 | ST_00018 | 4,281,376 | 4,279,336 | 4,280,172 | 4,280,172 | 4,231,969 | 4,231,969 | 4,283,766 | | | | |
| Key Largo ILA 87608 | 86502 | ST_00018 | 2,125,000 | 2,125,000 | 2,125,000 | 2,125,000 | 2,125,000 | 2,125,000 | 2,125,000 | 2,125,000 | 125,000 | 125,000 | 125,000 |
| Land Acquisition | 86502 | ST_00020 | | 500,000 | 500,000 | - | | 500,000 | | | | | |
| Cost Allocation To General Fund | 86502 | ST_CA014 | 533,877 | 533,877 | 533,877 | - | | 533,877 | 533,877 | 533,877 | 533,877 | 533,877 | 533,877 |
| *Total Budgeted Transfers* | | | **20,801,066** | **19,207,766** | **16,161,844** | **19,773,612** | **19,717,720** | **20,751,597** | **22,629,813** | **22,627,626** | **20,625,623** | **15,224,089** | **15,224,198** |
| ***Cash Balance & Reserves*** | | | | | | | | | | | | | |
| Reserves Contingency | 85532 | 590990 | | | 500,000 | 4,656 | | | 1,000,000 | 1,500,000 | 1,500,000 | 1,500,000 | 2,088,993 |
| Cash Balance | 85532 | 590991 | | | 4,182,551 | 4,182,551 | | | 4,454,265 | 5,000,000 | 5,000,000 | 5,000,000 | 6,653,345 |
| Reserves | 85532 | 590995 | | | | | | | | | | | |
| *Total Admin, Transfers & Reserves* | | | **23,606,471** | **21,555,073** | **26,130,873** | **27,757,284** | **21,574,094** | **24,142,654** | **32,300,861** | **33,314,409** | **31,312,406** | **25,910,872** | **28,153,319** |
| **TOTAL CAPITAL PROJECTS REVENUE** | | | **29,017,452** | **34,755,102** | **54,980,576** | **111,495,650** | **22,763,162** | **42,074,866** | **73,289,538** | **82,023,010** | **44,893,378** | **41,578,436** | **35,353,319** |
| **TOTAL CAPITAL PROJECTS APPROPRIATIONS** | | | **27,810,016** | **30,081,771** | **54,980,576** | **111,495,650** | **27,601,030** | **46,350,168** | **73,289,538** | **82,023,010** | **44,893,378** | **41,578,436** | **35,353,319** |
| | | | **1,207,435** | **4,673,331** | **0** | **0** | **(4,837,868)** | **(4,275,303)** | **0** | **0** | **0** | **0** | **0** |

| **FY21 Actual** | **FY22 Actual** | **FY23 Estm** | **FY23 Amend.** | **FY23 YTD** | **FY23 Estm** | **FY24 FB Estm** | **FY25 FB Estm** | **FY26 FB Estm** | **FY27 FB Estm** | **FY28 FB Estm** |
|---|---|---|---|---|---|---|---|---|---|---|
| **26,102,553** | **27,309,988** | **30,513,804** | **31,983,319** | **31,983,319** | **31,983,319** | **27,708,017** | **12,660,589** | **10,705,979** | **8,340,801** | **9,956,421** |
| 29,017,452 | 34,755,102 | 31,592,441 | 85,176,826 | 22,763,162 | 42,074,866 | 52,787,845 | 73,568,400 | 36,028,200 | 36,694,056 | 36,981,340 |
| 27,810,016 | 30,081,771 | 50,298,025 | 107,308,443 | 27,601,030 | 46,350,168 | 67,835,273 | 75,523,010 | 38,393,378 | 35,078,436 | 26,610,981 |
| **27,309,988** | **31,983,319** | **11,808,220** | **9,851,702** | **27,145,451** | **27,708,017** | **12,660,589** | **10,705,979** | **8,340,801** | **9,956,421** | **20,326,780** |
| 1,207,434 | 4,673,331 | (18,705,584) | (22,131,617) | (4,837,868) | (4,275,303) | (15,047,428) | (1,954,610) | (2,365,178) | 1,615,620 | 10,370,359 |

# Fund 306:

# Clerk's Rev Note

## Fund 306 Clerk's Rev Note Capital

| | FY19 Adopted | FY19 Actual | FY20 Adopted | FY20 Actual | FY21 Adopted | FY21 Actual | FY22 Adopted | FY22 Actual | FY23 Adopted | FY23 YTD | FY23 Estimate | FY24 Proposed | FY24 Estimate |
|---|---|---|---|---|---|---|---|---|---|---|---|---|---|
| Begin FB | **106,255** | **106,255** | **109,548** | **109,548** | **2,612,285** | **2,612,285** | **114,285** | **112,445** | **112,540** | **112,598** | **112,598** | **113,153** | **113,153** |
| Estm Rev | 100,000 | 3,293 | 1,600,000 | 4,002,737 | 2,600,000 | 160 | 100,000 | 153 | 100,000 | 416 | 555 | 100,000 | 500 |
| Estm Exp | 100,000 | 0 | 1,600,000 | 1,500,000 | 2,600,000 | 2,500,000 | 100,000 | 0 | 100,000 | 0 | 0 | 100,000 | 0 |
| Estm End FB | **106,255** | **109,548** | **109,548** | **2,612,285** | **2,612,285** | **112,445** | **114,285** | **112,598** | **112,540** | **113,015** | **113,153** | **113,153** | **113,653** |
| | 0 | 3,293 | 0 | 2,502,737 | 0 | (2,499,840) | 0 | 153 | 0 | 416 | 555 | 0 | 500 |

### *Revenue*

| | FY19 Adopted | FY19 Actual | FY20 Adopted | FY20 Actual | FY21 Adopted | FY21 Actual | FY22 Adopted | FY22 Actual | FY23 Adopted | FY23 YTD | FY23 Estimate | FY24 Proposed | FY24 Estimate |
|---|---|---|---|---|---|---|---|---|---|---|---|---|---|
| **Bond Proceeds $4M** | | | 1,500,000 | 4,000,000 | 2,500,000 | | | | | | | | |
| Interest Earnings | | 3,293 | | 2,737 | | 160 | | 153 | | 416 | 555 | | 500 |
| Less 5% | | | | | | | | | | | | | |
| Fund Balance Forward | 100,000 | | 100,000 | | 100,000 | | 100,000 | | 100,000 | | | 100,000 | |
| ***Total Revenue*** | **100,000** | **3,293** | **1,600,000** | **4,002,737** | **2,600,000** | **160** | **100,000** | **153** | **100,000** | **416** | **555** | **100,000** | **500** |

### *Appropriations*

| | | Total Project Budget | FY19 Adopted | FY19 Actual | FY20 Adopted | FY20 Actual | FY21 Adopted | FY21 Actual | FY22 Adopted | FY22 Actual | FY23 Adopted | FY23 YTD | FY23 Estimate | FY24 Proposed | FY24 Estimate |
|---|---|---|---|---|---|---|---|---|---|---|---|---|---|---|---|
| **Court Services Network System** | **02500** | | 100,000 | | 100,000 | | 100,000 | | 100,000 | | 100,000 | | - | 100,000 | |
| **Contingency** | **590990** | | | | | | | | | | | | | | |
| **Cash Balance** | **590991** | | | | | | | | | | | | | | |
| **Budgeted Transfer to 001** | **86517** | 4,000,000 | | | 1,500,000 | 1,500,000 | 2,500,000 | 2,500,000 | | | | | | | |
| **Budgeted Transfer to 207** | **86517** | | | | | | | | | | | | | | |
| ***Total Project Appropriations*** | | **4,000,000** | | | | | | | | | | | | | |
| | | | 100,000 | 0 | 1,600,000 | 1,500,000 | 2,600,000 | 2,500,000 | 100,000 | 0 | 100,000 | 0 | 0 | 100,000 | 0 |

# Fund 401:

# Card Sound Bridge

**MONROE COUNTY, FLORIDA - BOARD OF COUNTY COMMISSIONERS**

**BUDGETED REVENUE ANALYSIS**

**CARD SOUND BRIDGE - 401**

**FOR THE BUDGET YEAR ENDING SEPTEMBER 30, 2024**

| 6/28/2023 11:04 | Fiscal Year 2024 Proposed | Fiscal Year 2023 Estimate | Fiscal Year 2022 YTD | Fiscal Year 2023 Adopted | Fiscal Year 2022 Actual | Fiscal Year 2022 Adopted | Fiscal Year 2021 Actual | Fiscal Year 2021 Adopted | Fiscal Year 2020 Actual | Fiscal Year 2019 Actual | Fiscal Year 2018 Actual | Fiscal Year 2017 Actual | Fiscal Year 2016 Actual | Fiscal Year 2015 Actual | Fiscal Year 2014 Actual |
|---|---|---|---|---|---|---|---|---|---|---|---|---|---|---|---|
| **Revenues:** | | | | | | | | | | | | | | | |
| Grants-Trans-Other | | | | | | | | | | | | | | | |
| Services Transportation Tolls | 2,000,000 | 2,117,745 | 1,528,529 | 1,800,000 | 2,027,323 | 1,800,000 | 2,110,105 | 1,250,000 | 1,730,210 | 1,599,076 | (8,890) | 1,012,930 | 1,148,222 | 1,071,150 | 994,033 |
| Property Usage Other | | | | | | | | | | | | | | | - |
| **Total Charges for Services** | **2,000,000** | **2,117,745** | **1,528,529** | **1,800,000** | **2,027,323** | **1,800,000** | **2,110,105** | **1,250,000** | **1,730,210** | **1,599,076** | **(8,890)** | **1,012,930** | **1,148,222** | **1,071,150** | **994,033** |
| | | | | | | | | | | | | | | | |
| **Hurricane Irma Revenue** | | | | | | | | **2,565** | | | | | | | |
| | | | | | | | | | | | | | | | |
| **Investment Income** | **40,000** | **185,139** | **123,426** | **40,000** | **(48,650)** | **40,000** | **7,852** | **40,000** | **50,297** | **54,684** | **20,632** | **26,424** | **25,757** | **18,101** | **16,190** |
| | | | | | | | | | | | | | | | |
| **Dispostion of Fixed Assets** | | | | | **13,927** | | | | **4,946** | | | **4,283** | **2,400** | **51** | |
| | | | | | | | | | | | | | | | |
| **Misc Rev** | | | | | | | | | | **241,665** | | | | | |
| | | | | | | | | | | | | | | | |
| **Subtotal Revenues** | **2,040,000** | **2,302,884** | **1,651,955** | **1,840,000** | **1,992,600** | **1,840,000** | **2,117,957** | **1,292,565** | **1,785,453** | **1,895,426** | **11,742** | **1,039,354** | **1,173,978** | **1,089,251** | **1,010,222** |
| | | | | | | | | | | | | | | | |
| **Non-Operating Sources (FB)** | 1,107,776 | | | 1,849,880 | | 3,740,876 | | 2,874,789 | | | | | | | |
| **(LESS 5% Florida Statute)** | (102,000) | | | (92,000) | | (92,000) | | (64,500) | | | | | | | |
| **Total Card Sound Bridge** | **3,045,776** | **2,302,884** | **1,651,955** | **3,597,880** | **1,992,600** | **5,488,876** | **2,117,957** | **4,102,854** | **1,785,453** | **1,895,426** | **11,742** | **1,039,354** | **1,173,978** | **1,089,251** | **1,010,222** |

**FUND 401 CARD SOUND, Fund Balance Calculation**

6/28/2023 11:04

| | **2015 Actual** | **2016 Actual** | **2017 Actual** | **2018 Actual** | **2019 Actual** | **2020 Actual** | 2021 Adopted | **2021 Actual** | 2022 Adopted | **2022 Actual** | 2023 Adopted | **2023 YTD** | 2023 Estimate | 2024 Proposed | 2024 Estimate |
|---|---|---|---|---|---|---|---|---|---|---|---|---|---|---|---|
| **Fund Balance= Current Assests- Current liabilities** | **6,517,501** | **6,489,401** | **5,937,572** | **4,790,938** | **1,116,799** | **2,389,036** | 2,959,985 | **2,959,985** | 3,901,313 | 4,312,534 | 4,231,849 | 5,349,374 | 5,349,374 | 4,231,849 | 6,110,968 |
| **Revenue** | **1,089,251** | **1,173,978** | **1,039,354** | **11,742** | **1,895,426** | **1,785,453** | 4,102,854 | **2,117,957** | 5,488,876 | 1,992,600 | 3,597,880 | 1,651,955 | 2,302,884 | 3,045,776 | 2,034,000 |
| **Expense** | **1,090,303** | **2,043,421** | **1,693,270** | **2,221,807** | **1,085,872** | **1,214,504** | 4,102,854 | **765,408** | 5,488,876 | 955,759 | 3,597,880 | 472,322 | 1,541,290 | 3,045,776 | 1,457,828 |
| **Estimated Ending Fund Balance** | **6,516,449** | **5,619,959** | **5,283,656** | **2,580,873** | **1,926,353** | **2,959,985** | 2,959,985 | **4,312,534** | 3,901,313 | 5,349,374 | 4,231,849 | 6,529,007 | 6,110,968 | 4,231,849 | 6,687,140 |
| | (1,052) | (869,442) | (653,916) | (2,210,065) | 809,554 | 570,949 | 0 | 1,352,549 | 0 | 1,036,841 | 0 | 1,179,633 | 761,594 | 0 | 576,172 |

| Budget Projection | | 2015 | 2016 | 2017 | 2018 | 2019 | 2020 | 2021 | 2021 | 2022 | 2022 | 2023 | 2023 | 2023 | 2024 | 2024 |
|---|---|---|---|---|---|---|---|---|---|---|---|---|---|---|---|---|
| **Revenues:** | | **Actual** | **Actual** | **Actual** | **Actual** | **Actual** | **Actual** | Adopted | **Actual** | Adopted | **Actual** | Adopted | **YTD** | Estimate | Proposed | Estimate |
| **Tolls** | | **1,071,150** | **1,148,222** | **1,012,930** | **(8,890)** | **1,599,076** | **1,730,210** | 1,250,000 | **2,110,105** | 1,800,000 | 2,027,323 | 1,800,000 | 1,528,529 | 2,117,745 | 2,000,000 | 2,024,000 |
| **Other Revenue** | | **51** | **2,400** | **4,283** | **-** | **241,665** | **4,946** | 2,565 | **-** | | (34,723) | | | | | |
| **Interest** | | **18,101** | **13,043** | **26,424** | **20,632** | **54,684** | **50,297** | 40,000 | **7,852** | 40,000 | | 40,000 | 123,426 | 185,139 | 40,000 | 10,000 |
| **Less 5%** | | | | | | | | (64,500) | | (92,000) | | (92,000) | | | (102,000) | |
| Subtotal | | **1,089,302** | **1,163,665** | **1,043,636** | **11,742** | 1,895,426 | 1,785,453 | 1,228,065 | 2,117,957 | 1,748,000 | 1,992,600 | 1,748,000 | 1,651,955 | 2,302,884 | 1,938,000 | 2,034,000 |
| **Fund Bal Fwd** | | | | | | | | 2,874,789 | | 3,740,876 | | 1,849,880 | | | 1,107,776 | |
| **Total** | | **1,089,302** | **1,163,665** | **1,043,636** | **11,742** | **1,895,426** | **1,785,453** | 4,102,854 | **2,117,957** | 5,488,876 | **1,992,600** | 3,597,880 | 1,651,955 | 2,302,884 | 3,045,776 | 2,034,000 |
| **Appropriations:** | | | | | | | | | | | | | | | | |
| **Operating** | | | | | | | | | | | | | | | | |
| Card Sound Road | 22502 | **1,320,620** | **1,479,768** | **1,509,345** | **363,201** | 642,608 | 1,067,223 | 887,434 | 598,104 | 826,802 | 724,223 | 997,909 | 364,788 | 722,182 | 916,386 | 824,747 |
| Toll AET Conversion | 22502 | | | | **1,203,903** | 305,216 | | | | | | | | | | |
| Card Sound Road Mill and Resurface | 22502 | | | | | | | 2,460,000 | | 3,595,482 | | 573,675 | | 573,675 | | |
| Replacement Project Planning-PD&E | 22502 | | | | | | | | | 500,000 | | 800,000 | | - | 800,000 | |
| County Engineer Csb | 22003 | **28,202** | **49,150** | **34,233** | **45,889** | 58,272 | 67,505 | 129,649 | 87,528 | 147,915 | 151,759 | 173,144 | 107,534 | 161,301 | 183,004 | 173,854 |
| Tubby's Creek Bridge | 22590 | | | | | | | | | | | 269,000 | | 2,104 | 189,701 | 189,701 |
| Mosquito Creek Bridge | 22591 | | | | | | | | | | | 269,000 | | 2,252 | 189,750 | 189,750 |
| Tropical Storm Fay | 22534 | | | | | | | | | | | | | | | |
| Hurr Ike Card Sound | 22536 | | | | | | | | | | | | | | | |
| Tropical Storm Isaac | 22546 | | | | | | | | | | | | | | | |
| Hurricane Irma | 22559 | | | | **2,700** | | | 2,565 | | | | | | | | |
| **Cash Balance** | **85534** | | | | | | | 311,966 | | 230,000 | | 223,224 | | | 458,106 | |
| **Transfers Out** | **86503** | **149,693** | **149,693** | | | 79,776 | 79,776 | 79,776 | 79,776 | 79,776 | 79,776 | 79,776 | | 79,776 | 79,776 | 79,776 |
| **Trsf Out - Grant Match** | **86503** | | **364,810** | **149,693** | **606,114** | | | | | | | | | | | |
| **Contingency** | **85534** | | | | | | | 231,464 | | 108,901 | | 212,152 | | | 229,053 | |
| **Total** | | **1,498,515** | **2,043,421** | **1,693,270** | **2,221,807** | **1,085,872** | **1,214,504** | 4,102,854 | **765,408** | 5,488,876 | 955,759 | 3,597,880 | 472,322 | 1,541,290 | 3,045,776 | 1,457,828 |
| | | (409,213) | (879,756) | (649,634) | (2,210,065) | 809,554 | 570,949 | 0 | 1,352,549 | 0 | 1,036,841 | 0 | 1,179,633 | 761,594 | 0 | 576,172 |

# Fund 403:

# Marathon Airport

**MONROE COUNTY, FLORIDA - BOARD OF COUNTY COMMISSIONERS**
**BUDGETED REVENUE ANALYSIS**
**MARATHON AIRPORT - 403**
**FOR THE BUDGET YEAR ENDING SEPTEMBER 30, 2024**

**6/30/2023 14:44**

| **Revenues:** | **Fiscal Year 2024 Proposed** | **Fiscal Year 2023 Estimate** | **Fiscal Year 2023 YTD** | **Fiscal Year 2023 Adopted** | **Fiscal Year 2022 Actual** | **Fiscal Year 2022 Adopted** | **Fiscal Year 2021 Actual** | **Fiscal Year 2021 Adopted** | **Fiscal Year 2020 Actual** | **Fiscal Year 2019 Actual** | **Fiscal Year 2018 Actual** | **Fiscal Year 2017 Actual** | **Fiscal Year 2016 Actual** | **Fiscal Year 2015 Actual** | **Fiscal Year 2014 Actual** | **Fiscal Year 2013 Actual** | **Fiscal Year 2012 Actual** |
|---|---|---|---|---|---|---|---|---|---|---|---|---|---|---|---|---|---|
| Airline Rents | | | | | | | | | | | | -1,815 | | | | | |
| Other Rents | 850,000 | 914,860 | 648,026 | 800,000 | 816,432 | 735,000 | 806,594 | 675,000 | 795,537 | 695,308 | 666,324 | 1,128,012 | 631,689 | 619,366 | 600,185 | 608,836 | 573,656 |
| Airline Fees | 20,000 | 2,421 | 1,715 | 2,000 | 3,882 | 3,000 | 1,928 | 3,000 | 453 | 785 | 559 | 546 | 799 | 559 | 2,954 | 11,277 | |
| Other Fees | 450,000 | 136,265 | 96,521 | 450,000 | 153,039 | 340,000 | 487,662 | 340,000 | 278,734 | 294,585 | 304,333 | 323,285 | 335,504 | 265,474 | 226,214 | 196,465 | 190,704 |
| Airport Concessions | | 325,143 | 230,310 | | 332,209 | | | | | | | | | | | | |
| Airport Car Rentals | | 115,602 | 81,885 | | 81,905 | | | | | | | | | | | | |
| Services - Other Property Usage | | | | | | | | | | | | | | | | 0 | 40 |
| Services - Property Usage Other | | | | | | | | | | | | | | | | | |
| **Total Charges for Services** | **1,320,000** | **1,494,291** | **1,058,456** | **1,252,000** | **1,387,466** | **1,078,000** | **1,296,183** | **1,018,000** | **1,074,724** | **990,679** | **971,217** | **1,450,028** | **967,991** | **885,399** | **829,353** | **816,577** | **764,401** |
| | | | | | | | | | | | | | | | | | |
| **Investment Income** | **50,000** | **101,341** | **71,783** | **20,000** | **(3,046)** | **20,000** | **5,552** | **20,000** | **30,996** | **38,927** | **14,542** | **7,898** | **6,198** | **4,291** | **2,177** | **2,077** | **4,988** |
| **Fed Grants Trans** | | 85,143 | 60,309 | | 604,948 | | 231,440 | 840,348 | 112,993 | 296,322 | 602,180 | 286,469 | 813,348 | 46,790 | 8,100 | 303,481 | 66,101 |
| **Fed Grants Pub Safety** | | 992,346 | 702,912 | | | | 848,202 | | | | | | | | | | |
| **Fed Grants Physical Environ** | | | | | | | 85,931 | | | | | | | | | | |
| **State Grants Trans** | | 11,807,580 | 2,327,503 | | 1,802,333 | | 1,473,347 | 25,500,680 | 1,237,245 | 550,909 | 316,650 | 2,751,205 | | 928,783 | 154,118 | 141,110 | 154,807 |
| **CARES** | | 32,471 | 23,000 | | | | 65,285 | 69,000 | | | | | | | | | |
| **Fed/State Grants Economic** | | | | | | | | | | | | | | | | | |
| Disposition of Fixed Assets | | | | | | | (444,262) | | | 10,584 | | | | | | | |
| Contrib & Don Fm Priv S | | | | | | | | | | | 10,000 | | | | | | |
| Customs -635001 | | | | | | | 160,209 | 64,999 | 102,893 | 147,422 | 151,602 | 149,990 | 44,974 | 16,000 | 140,000 | | |
| EOC-635250 | | | | | | | | | | | | | | | | | |
| Miscellaneous Revenue | | 1,515 | 1,073 | | (2,261) | | 3,699 | | 601 | 400 | 300 | 512 | 332 | 360 | 289 | 330 | 654 |
| Miscellaneous Commissions | | | | | | | | | | | | | | | | | |
| Other Sources - Reimbursement | | 15,599 | 11,049 | | 255,676 | | | | | | | | | | | | |
| **Other Misc. Revenue** | **0** | **12,934,654** | **3,125,848** | **0** | **2,660,695** | **0** | **2,423,852** | **26,475,027** | **1,453,731** | **1,005,637** | **1,080,733** | **3,188,177** | **858,654** | **991,933** | **302,507** | **444,921** | **221,563** |
| | | | | | | | | | | | | | | | | | |
| | | | | | | **0** | **0** | **0** | **0** | **0** | **0** | **0** | **0** | **0** | **0** | **0** | **0** |
| | | | | | | | | | | | | | | | | | |
| **Subtotal Revenues** | **1,370,000** | **14,530,286** | **4,256,087** | **1,272,000** | **4,045,116** | **1,098,000** | **3,725,587** | **27,513,027** | **2,559,451** | **2,035,242** | **2,066,491** | **4,646,102** | **1,832,843** | **1,881,623** | **1,134,037** | **1,263,576** | **990,951** |
| **Trans Fm 304** | | 4,645,645 | 4,645,645 | | 1,563,232 | | | | | | | | | | | | |
| **Trans Fm 001** | | 341,817 | 341,817 | | | | | | | | | | | | | | |
| **Trans Fm 406** | 20,000 | | | 20,000 | | 20,000 | | 20,000 | 3,098 | 6,086 | 18,181 | | | 210,429 | 5,805 | 888 | |
| **Trans Fm 404** | | | | | | | | | | | | | | | 697,500 | 50,000 | 24,645 |
| **Trans Fm 503** | | | | | | | | | | 1,147,024 | 322,577 | | | | | | |
| **Trans Fm 504** | | | | | | | | | 87,500 | 190,000 | | | | | | | |
| **Non-Operating Sources (FB)** | 1,427,516 | | | 1,420,346 | | 1,531,664 | | 1,193,828 | | | | | | | | | |
| **(LESS 5% Florida Statute)** | (68,500) | | | (63,600) | | (54,900) | | (51,900) | | | | | | | | | |
| **Total Marathon Airport** | **2,749,016** | **19,517,748** | **9,243,549** | **2,648,746** | **5,608,348** | **2,594,764** | **3,725,587** | **28,674,955** | **2,650,049** | **3,378,352** | **2,407,249** | **4,646,102** | **1,832,843** | **2,092,052** | **1,837,343** | **1,314,464** | **1,015,596** |

**FUND 403 MARATHON AIRPORT**

| | 2013 Actual | 2014 Actual | 2015 Actual | 2016 Actual | 2017 Actual | 2018 Actual | 2019 Actual | 2020 Actual | 2021 Adopted | 2021 Actual | 2022 Adopted | 2022 Actual | 2023 Adopted | 2023 YTD | 2023 Estimate | 2024 Proposed | 2024 Estimate |
|---|---|---|---|---|---|---|---|---|---|---|---|---|---|---|---|---|---|
| **Audited Fund Bal Prior Yr** | 1,059,566 | 1,012,686 | 1,750,024 | 1,602,888 | 1,168,919 | 1,776,030 | 1,250,840 | 2,161,558 | 1,850,880 | 1,850,880 | 1,877,492 | 1,607,714 | 2,270,456 | 3,415,733 | 3,415,733 | 8,517,304 | 8,517,304 |
| **Revenue** | 869,873 | 1,675,125 | 1,116,479 | 1,019,495 | 1,608,428 | 1,137,361 | 2,531,121 | 1,212,311 | 28,674,955 | 1,021,381 | 2,594,764 | 3,201,067 | 2,648,746 | 9,243,549 | 19,517,748 | 2,749,016 | 1,321,500 |
| **Expense** | 737,271 | 666,101 | 746,574 | 899,482 | 989,444 | 1,873,552 | 1,506,076 | 1,307,496 | 28,674,955 | 1,264,547 | 2,594,764 | 1,393,049 | 2,648,746 | 10,114,143 | 14,416,177 | 2,749,016 | 1,634,762 |
| **Estimated Ending Fund Balance** | 1,162,756 | 1,973,622 | 2,088,560 | 1,705,516 | 1,776,030 | 1,039,838 | 2,251,885 | 2,074,166 | 1,850,880 | 1,607,714 | 1,877,492 | 3,415,733 | 2,270,456 | 2,545,138 | 8,517,304 | 8,517,304 | 8,204,042 |
| | 103,190 | 960,936 | 338,536 | 102,628 | 607,111 | (736,192) | 1,001,045 | (87,392) | (0) | (243,166) | 0 | 1,808,018 | 0 | (870,595) | 5,101,572 | 0 | (313,262) |

***From the CAFR - Fund Balance for Airports is calculated = assets - liabilities**

**Marathon Airport - Fund - 403**

| **Revenues:** | 2013 Actual | 2014 Actual | 2015 Actual | 2016 Actual | 2017 Actual | 2018 Actual | 2019 Actual | 2020 Actual | 2021 Amended | 2021 Actual | 2022 Adopted | 2022 Actual | 2023 Adopted | 2023 YTD | 2023 Estimate | 2024 Proposed | 2024 Estimate |
|---|---|---|---|---|---|---|---|---|---|---|---|---|---|---|---|---|---|
| **Charges for Services** | 816,577 | 829,353 | 885,399 | 967,991 | 1,450,028 | 971,217 | 990,679 | 1,074,724 | 1,018,000 | 1,296,183 | 1,078,000 | 1,387,466 | 1,252,000 | 1,058,456 | 1,494,291 | 1,320,000 | 1,254,000 |
| **Interest** | 2,077 | 2,177 | 4,291 | 6,198 | 7,898 | 14,542 | 38,927 | 30,996 | 20,000 | 5,552 | 20,000 | (3,046) | 20,000 | 71,783 | 101,341 | 50,000 | 47,500 |
| **Customs** | | 140,000 | 16,000 | 44,974 | 149,990 | 151,602 | 147,422 | 102,893 | 64,999 | 160,209 | 0 | 0 | 0 | 0 | 0 | 0 | |
| **Misc.** | 330 | 289 | 360 | 332 | 512 | | 10,984 | 601 | 0 | -440,563 | 0 | 253,415 | 0 | 12,123 | 17,114 | 0 | |
| **Subtotal** | 818,984 | 971,819 | 906,050 | 1,019,495 | 1,608,428 | 1,137,361 | 1,188,011 | 1,209,213 | 1,102,999 | 1,021,381 | 1,098,000 | 1,637,835 | 1,272,000 | 1,142,362 | 1,612,746 | 1,370,000 | 1,301,500 |
| **Grants** | 444,591 | 162,218 | 975,573 | 813,348 | 3,037,674 | 602,180 | 847,231 | 1,350,238 | 26,410,027 | 2,704,206 | | 2,407,281 | | 3,113,725 | 12,917,540 | | |
| **Transfers In** | 50,888 | 703,305 | 210,429 | 0 | 0 | 0 | 1,343,110 | 3,098 | 20,000 | 0 | 20,000 | 1,563,232 | 20,000 | 4,987,462 | 4,987,462 | 20,000 | 20,000 |
| **Less 5%** | | | | | | | | | (51,900) | | (54,900) | | (63,600) | | | (68,500) | |
| **Fund Bal Fwd** | | | | | | | | | 1,193,828 | | 1,531,664 | | 1,420,346 | | | 1,427,516 | |
| **Total** | 1,314,464 | 1,837,343 | 2,092,052 | 1,832,843 | 4,646,102 | 1,739,540 | 3,378,352 | 2,562,549 | 28,674,955 | 3,725,587 | 2,594,764 | 5,608,348 | 1,376,746 | 8,101,187 | 19,517,748 | 2,749,016 | 1,321,500 |
| **Total Less Grants** | 869,873 | 1,675,125 | 1,116,479 | 1,019,495 | 1,608,428 | 1,137,361 | 2,531,121 | 1,212,311 | 28,674,955 | 1,021,381 | 2,594,764 | 3,201,067 | 2,648,746 | 9,243,549 | 6,600,208 | 2,749,016 | 1,321,500 |
| **Appropriations:** | | | | | | | | | | | | | | | | | |
| **Operating -63501 + 63572** | 737,271 | 666,101 | 696,421 | 779,366 | 751,775 | 1,443,476 | 781,766 | 897,308 | 1,105,043 | 876,925 | 1,262,379 | 996,329 | 1,305,021 | 769,616 | 1,086,517 | 1,386,631 | 1,195,168 |
| **Customs 635001** | | | | 69,962 | 153,895 | 148,913 | 142,340 | 130,829 | 264,999 | 250,237 | 270,000 | 259,335 | 288,900 | 194,604 | 274,735 | 300,000 | 302,209 |
| **Grant Match-63502** | 0 | 0 | 0 | 0 | 0 | 0 | | | 106,026 | | 715,000 | | 715,000 | | | 715,000 | |
| **Hurricane Irma 675102** Payroll | | | | | 30,116 | 7,988 | | 985 | | | | | | | | | |
| **Hurricane Irma 675102** Operating Exp | | | | | 3,505 | 273,175 | 444,292 | 140,988 | 115,735 | | | | | | | | |
| **Hurricane Dorian 635200** | | | | | | | 293 | | | | | | | | | | |
| **Cash Balance- 85535-590991** | 0 | 0 | 0 | 0 | 0 | | | | 120,000 | | 120,000 | | 112,440 | | | 120,000 | |
| **Transfers Out - 86504** | 0 | 0 | 50,153 | 50,153 | 50,153 | | 137,385 | 137,385 | 137,385 | 137,385 | 137,385 | 137,385 | 137,385 | | 137,385 | 137,385 | 137,385 |
| **Contingency- 85535-590990** | 0 | 0 | 0 | 0 | 0 | 0 | | | 90,000 | | 90,000 | | 90,000 | | | 90,000 | |
| **Total Operating** | 737,271 | 666,101 | 746,574 | 899,482 | 989,444 | 1,873,552 | 1,506,076 | 1,307,496 | 1,939,188 | 1,264,547 | 2,594,764 | 1,393,049 | 2,648,746 | 964,220 | 1,498,637 | 2,749,016 | 1,634,762 |
| **Revenue Guaranty** | | | (1,682,727) | (731,918) | 17,412 | (114,069) | | | | | | | | | | | |
| **MTH Airport Grants 635100+635101+635103-** | 620,010 | 285,763 | 1,765,015 | 1,083,115 | 377,990 | 736,572 | 666,452 | 404,794 | 26,735,767 | 5,208,648 | | 4,190,078 | | 9,149,924 | 12,917,540 | | |
| **OPEB** | 29,412 | 48,087 | 31,369 | 17,385 | 11,874 | | 23,999 | (7,793) | | | | | | | | | |
| **Depreciation** | 637,056 | 639,737 | 594,596 | 627,885 | 646,272 | | 754,515 | 740,244 | | | | | | | | | |
| **Loss on Disposal Fix Assets** | 411 | (412) | | 7,868 | 8,165 | | | | | | | | | | | | |
| **Total** | 2,024,160 | 1,639,276 | 1,454,827 | 1,903,817 | 2,051,157 | 2,496,055 | 2,951,043 | 2,444,741 | 28,674,955 | 6,473,195 | 2,594,764 | 5,583,127 | 2,648,746 | 10,114,143 | 14,416,177 | 2,749,016 | 1,634,762 |
| **Surplus/Deficit** | (709,696) | 198,067 | 637,225 | (70,974) | 2,594,946 | (756,514) | 427,309 | 117,808 | 0 | (2,747,608) | 0 | 25,221 | (1,272,000) | (2,012,957) | 5,101,572 | 0 | (313,262) |

# Fund 404:

# Key West Intl Airport

**MONROE COUNTY, FLORIDA - BOARD OF COUNTY COMMISSIONERS**
**BUDGETED REVENUE ANALYSIS**
**KEY WEST AIRPORT - 404**
**FOR THE BUDGET YEAR ENDING SEPTEMBER 30, 2024**

**7/1/23 10:57 AM**

| **Revenues:** | Fiscal Year 2024 Proposed | Fiscal Year 2023 Estimate | Fiscal Year 2023 YTD | Fiscal Year 2023 Adopted | Fiscal Year 2022 Estimate | Fiscal Year 2022 Actual | Fiscal Year 2022 Adopted | Fiscal Year 2021 Actual | Fiscal Year 2021 Adopted | Fiscal Year 2020 Actual | Fiscal Year 2019 Actual | Fiscal Year 2018 Actual | Fiscal Year 2017 Actual | Fiscal Year 2016 Actual | Fiscal Year 2015 Actual | Fiscal Year 2014 Actual | Fiscal Year 2013 Actual | Fiscal Year 2012 Actual | Fiscal Year 2011 Actual |
|---|---|---|---|---|---|---|---|---|---|---|---|---|---|---|---|---|---|---|---|
| Airline Rents | 2,000,000 | 2,158,524 | 1,528,955 | 2,000,000 | 2,000,000 | 2,757,912 | 2,000,000 | 1,639,351 | 2,000,000 | 2,000,995 | 2,017,556 | 1,814,866 | 1,820,649 | 1,589,279 | 1,633,267 | 1,855,540 | 1,574,891 | 1,658,231 | 956,767 |
| Services - Pass Fac Chges | | 570,387 | 404,024 | | 0 | | | | | | | 0 | 0 | | | | | | |
| Services - Airport Parking | 30,000 | 17,432 | 12,348 | 30,000 | 25,000 | 17,601 | 60,000 | 30,238 | 85,000 | 32,463 | 68,289 | 86,387 | 82,327 | 80,014 | 78,090 | 83,014 | 89,857 | 94,931 | 106,811 |
| Other Rents | 1,700,000 | 1,183,325 | 838,188 | 1,700,000 | 800,000 | 678,845 | 1,400,000 | 1,782,924 | 1,400,000 | 1,283,552 | 1,387,261 | 1,314,933 | 1,370,014 | 1,139,624 | 1,302,944 | 1,161,866 | 1,389,008 | 1,238,089 | 1,152,178 |
| Airline Fees | 3,000,000 | 2,769,266 | 1,961,563 | 3,000,000 | 3,200,000 | 2,821,825 | 2,300,000 | 3,360,980 | 2,050,000 | 1,936,703 | 2,232,070 | 1,562,050 | 2,054,294 | 2,011,133 | 1,559,916 | 1,470,353 | 1,329,160 | 1,411,598 | 1,023,323 |
| Other Fees | 3,200,000 | 117,168 | 82,994 | 3,200,000 | 3,300,000 | 117,053 | 2,400,000 | 3,493,298 | 2,200,000 | 1,982,799 | 2,487,395 | 2,068,658 | 2,029,678 | 1,747,364 | 1,641,121 | 1,802,969 | 1,436,679 | 1,251,933 | 1,169,726 |
| Airline Security | 450,000 | 1,121,357 | 794,295 | 450,000 | 750,000 | 1,083,602 | 425,000 | 594,213 | 350,000 | 411,378 | 529,122 | 342,184 | 443,106 | 330,059 | 272,113 | 311,254 | 354,608 | 325,778 | 344,838 |
| Services - Parking - Credit Card | 375,000 | 675,929 | 478,783 | 375,000 | 450,000 | 614,559 | 400,000 | 389,797 | 400,000 | 258,505 | 370,319 | 360,939 | 337,055 | 233,647 | 201,655 | 189,127 | 151,020 | 135,535 | 116,241 |
| Airport Concessions | | 3,357,178 | 2,378,001 | | | 3,563,908 | | | | | | | | | | | | | |
| Ground Transportation | | 568,164 | 402,450 | | 400,000 | 526,323 | | | | | | | | | | | | | |
| Airport Car Rentals | | 724,631 | 513,280 | | 550,000 | 633,446 | | | | | | | | | | | | | |
| Property Usage | | | | | | | | | | | 100 | 100 | 0 | 0 | 0 | 250 | | | |
| Quasi External Gas Charges | | | | | | 3,536 | | | | | | | | | | | | | |
| **Total Charges for Services** | **10,755,000** | **13,263,361** | **9,394,881** | **10,755,000** | **11,475,000** | **12,818,610** | **8,985,000** | **11,290,801** | **8,485,000** | **7,906,396** | **9,092,113** | **7,550,117** | **8,137,122** | **7,131,120** | **6,689,106** | **6,874,373** | **6,325,224** | **6,116,095** | **4,869,884** |
| Parking Violations | | | | 250 | 588 | 20 | 600 | 98 | 600 | 0 | | 11 | 21 | 336 | 1,051 | 531 | 648 | 788 | 1,264 |
| **Fines & Forefeitures** | **0** | **0** | **0** | **250** | **588** | **20** | **600** | **98** | **600** | **0** | **0** | **11** | **21** | **336** | **1,051** | **531** | **648** | **788** | **1,264** |
| **Investment Income** | **50,000** | | **417,025** | **25,000** | **15,000** | **(52,786)** | **50,000** | **18,331** | **50,000** | **59,747** | **96,717** | **36,871** | **22,168** | **9,965** | **56,230** | **6,078** | **11,446** | **26,266** | **13,498** |
| Disposition Of Fixed Assets | | | | | | 704 | | (1,176,785) | | 3,758 | 7,699 | | | | | | | | |
| Cont & Don Fm | | | | | | | | | | | | | | | | | | | |
| Donations | | | | | | | | 5,000 | | | | | | | | | | | |
| Miscellaneous Revenue | | 3,918,229 | 3,918,229 | | 2,000 | 1,360 | | 1,446 | | 420 | 3,362 | 321 | 1,951 | 661 | 360 | 6,380 | 559 | 3,335 | 2,556 |
| Miscellaneous Commissions | | | | | 750 | | | 1,869 | | 7,053 | 684 | 611 | 729 | 904 | 755 | 1,052 | 1,665 | 1,613 | 1,772 |
| Miscellaneous Settlements | | | | | | | | 150,000 | | | | | | | | | | | |
| Debt Proceeds | | | | | | | | | | | | | | | | | | | |
| **Other Misc. Revenue** | **0** | **3,918,229** | **3,918,229** | **0** | **2,750** | **2,064** | **0** | **(1,018,470)** | **0** | **11,231** | **11,745** | **932** | **2,680** | **1,566** | **1,115** | **7,432** | **2,224** | **4,948** | **4,327** |
| Misc-Liquidated Dmgs | | | | | | | | | | | | | | | | | | | |
| **Subtotal Revenues** | **10,805,000** | **17,181,590** | **13,730,134** | **10,780,250** | **11,493,338** | **12,767,908** | **9,035,600** | **10,290,760** | **8,535,600** | **7,977,375** | **9,200,575** | **7,587,931** | **8,161,990** | **7,142,987** | **6,747,501** | **6,888,414** | **6,339,542** | **6,148,097** | **4,888,974** |
| Grants | | 19,221,946 | | | | | | | | | | | 3,310,218 | 1,462,567 | | | | | |
| Fed Gts-Trans-Arp Dev | | | | | 4,240,853 | 8,644,307 | | 1,152,261 | 391,157 | 365,405 | 679,215 | 17,779 | | | 104,581 | 1,467,940 | 1,996,421 | 328,295 | -100,000 |
| Fed Grants | | | | | 48,740 | | | (2,414,539) | | 73,200 | | 58,320 | | | | 58,395 | 66,181 | 38,933 | |
| Fed Grants - Pub Safety | | | | | | | | | | | | | | | | | | | |
| State Grants Transp | | | | | 2,479,768 | 4,952,588 | | (1,371,212) | 13,658,916 | 1,303,744 | 809,408 | 1,240,778 | | | 319,271 | 287,638 | 749,966 | 184,962 | 1,676,817 |
| State Grants Economic | | | | | | | | | | | | | | | | | | | |
| CARES | | | | | | 8,008,805 | | 3,153,568 | 13,379,200 | 5,295,800 | | | | | | | | | |
| Hurricane | | | | | | | | | 87,828 | 136,419 | | 77,906 | | | | | | | |
| **CAPITAL CONTRIB** | | | | | | | | | | | | | | | | | | | |
| **Trsf Fm PFC 406** | | 1,402,202 | 1,402,202 | | 710,147 | 2,737,010 | | 1,341,829 | 817,799 | 316,605 | 71,869 | 419,565 | | | 4,525,359 | | 2,791,273 | 11,665 | 249,527 |
| **Trsf Fm Risk 503** | | | | | | | | | | | | | | | | | 0 | 779,423 | |
| **Trsf Fm Gen Fund** | | | | | | | | | | | | | | | | | | | |
| **Non-Operating Sources (FB)** | 12,116,974 | | | 11,080,194 | | | 9,628,774 | | 5,725,148 | | | | | | | | | | |
| **(LESS 5% Florida Statute)** | (540,250) | | | (539,013) | | | (451,780) | | (426,780) | | | | | | | | | | |
| **Total Key West Airport** | **22,381,724** | **37,805,738** | **15,132,336** | **21,321,431** | **18,972,846** | **37,110,617** | **18,212,594** | **12,152,667** | **42,168,868** | **15,468,548** | **10,761,067** | **9,402,280** | **11,472,208** | **8,605,554** | **11,696,712** | **8,702,386** | **11,943,385** | **7,491,375** | **6,715,318** |

**FUND 404 KEY WEST AIRPORT**
**Fund Balance Forward Calculation**

| Fiscal Year | 2011 Actual | 2012 Actual | 2013 Actual | 2014 Actual | 2015 Actual | 2016 Actual | 2017 Actual | 2018 Actual | 2019 Actual | 2020 Actual | 2021 Actual | 2022 Budget | 2022 Actual | 2022 Estm | 2023 Adopted | 2023 YTD | 2023 Estimate | 2024 Proposed | 2024 Estimate |
|---|---|---|---|---|---|---|---|---|---|---|---|---|---|---|---|---|---|---|---|
| Audited Fund Balance | 1,632,416 | 1,793,826 | 2,407,539 | 4,791,338 | 4,638,848 | 4,388,962 | 4,142,744 | 4,253,958 | 3,344,608 | 3,318,815 | 6,900,241 | 9,460,472 | 18,022,853 | 18,022,853 | 23,417,988 | 44,909,055 | 44,909,055 | 43,550,476 | 43,550,476 |
| Revenue | 6,715,318 | 7,491,375 | 11,943,385 | 8,702,386 | 7,171,353 | 8,605,554 | 11,472,208 | 9,402,280 | 10,761,067 | 15,468,548 | 12,152,667 | 18,212,594 | 37,110,617 | 18,972,846 | 21,321,431 | 11,214,107 | 29,678,789 | 22,381,724 | 10,264,750 |
| Expense | 3,976,074 | 6,237,926 | 9,776,483 | 7,275,962 | 6,520,168 | 6,763,591 | 7,436,794 | 7,719,799 | 8,178,774 | 8,593,727 | 1,030,055 | 18,212,594 | 10,224,415 | 13,577,711 | 21,321,431 | 22,119,151 | 31,037,367 | 22,381,724 | 12,949,235 |
| Estimated Ending Fund Balance | 4,371,660 | 3,047,275 | 4,574,441 | 6,217,762 | 5,290,033 | 6,230,925 | 8,178,158 | 5,936,438 | 5,926,901 | 10,193,636 | 18,022,853 | 9,460,472 | 44,909,055 | 23,417,988 | 23,417,988 | 34,004,011 | 43,550,476 | 43,550,476 | 40,865,990 |
| | 2,739,244 | 1,253,449 | 2,166,902 | 1,426,424 | 651,185 | 1,841,963 | 4,035,414 | 1,682,480 | 2,582,293 | 6,874,821 | 11,122,612 | 0 | 26,886,202 | 5,395,136 | 0 | (10,905,044) | (1,358,579) | 0 | (2,684,485) |

**FUND 404 KEY WEST AIRPORT**
**Fiscal Year Budget Projection**

| Revenues: | 2011 Actual | 2012 Actual | 2013 Actual | 2014 Actual | 2015 Actual | 2016 Actual | 2017 Actual | 2018 Actual | 2019 Actual | 2020 Actual | 2021 Actual | 2022 Budget | 2022 Actual | 2022 Estm | 2023 Adopted | 2023 YTD | 2023 Estimate | 2024 Proposed | 2024 Estimate |
|---|---|---|---|---|---|---|---|---|---|---|---|---|---|---|---|---|---|---|---|
| Charges for Services | 4,869,884 | 6,116,095 | 6,325,224 | 6,874,373 | 6,689,106 | 7,131,120 | 8,137,122 | 7,550,117 | 9,092,113 | 7,906,396 | 11,290,801 | 8,985,000 | 12,818,610 | 11,475,000 | 10,755,000 | 9,394,881 | 10,432,350 | 10,755,000 | 10,217,250 |
| Other Revenue | 19,090 | 32,002 | 14,319 | 14,041 | 58,395 | 11,867 | 24,868 | 37,814 | 108,463 | 70,979 | (1,000,041) | 50,600 | (50,702) | 18,338 | 25,250 | 417,025 | 24,493 | 50,000 | 47,500 |
| Subtotal | 4,888,974 | 6,148,097 | 6,339,542 | 6,888,414 | 6,747,501 | 7,142,987 | 8,161,990 | 7,587,931 | 9,200,575 | 7,977,375 | 10,290,760 | 9,035,600 | 12,767,908 | 11,493,338 | 10,780,250 | 9,811,905 | 10,456,843 | 10,805,000 | 10,264,750 |
| Less 5% | | | | | | | | | | | | (451,780) | | | (539,013) | | | (540,250) | |
| Grants | 1,576,817 | 552,190 | 2,812,569 | 1,813,972 | 423,852 | 1,462,567 | 3,310,218 | 1,814,348 | 1,488,623 | 7,174,569 | 520,078 | 0 | 21,605,700 | 6,769,361 | | 0 | 19,221,946 | 0 | |
| Transfers In | 249,527 | 791,088 | 2,791,273 | 0 | 4,525,359 | | | | 71,869 | 316,605 | 1,341,829 | 0 | 2,737,010 | 710,147 | | 1,402,202 | | 0 | |
| Fund Bal Fwd | | | | | | | | | | | | 9,628,774 | | | 11,080,194 | | | 12,116,974 | |
| Total | 6,715,318 | 7,491,375 | 11,943,385 | 8,702,386 | 11,696,712 | 8,605,554 | 11,472,208 | 9,402,280 | 10,761,067 | 15,468,548 | 12,152,667 | 18,212,594 | 37,110,617 | 18,972,846 | 21,321,431 | 11,214,107 | 29,678,789 | 22,381,724 | 10,264,750 |
| **Appropriations:** | | | | | | | | | | | | | | | | | | | |
| Operating - 63001 & 63002 | 3,976,074 | 5,050,742 | 4,315,523 | 4,830,639 | 4,790,952 | 2,415,967 | 2,628,750 | 2,562,374 | 2,929,607 | 3,182,846 | 433,278 | 10,889,506 | 4,068,116 | 7,045,031 | 13,164,530 | 3,583,712 | 4,778,283 | 13,418,361 | 5,256,111 |
| Fire & Rescue - 63100 | | 1,162,540 | 1,232,626 | 1,248,425 | 1,291,737 | 1,267,305 | 1,368,966 | 1,508,116 | 1,495,192 | 1,525,440 | 95,458 | 1,989,505 | 1,882,119 | 1,790,555 | 2,257,899 | 1,484,324 | 1,979,099 | 2,300,629 | 2,177,009 |
| KW Airport Security - 63200 | | | | | 63,106 | 2,421,201 | 2,374,873 | 2,575,424 | 2,607,348 | 2,713,085 | (158,765) | 2,975,751 | 2,750,080 | 2,678,176 | 3,530,520 | 2,536,891 | 3,382,521 | 4,018,207 | 3,720,773 |
| Admin - 63201 | | | | | 43,093 | 327,838 | 627,152 | 645,667 | 653,149 | 695,076 | 179,611 | 1,762,966 | 1,025,003 | 1,586,669 | 1,802,968 | 898,679 | 1,198,239 | 2,062,247 | 1,318,063 |
| Hurricane Irma 630191 Payroll | | | | | | | 77,258 | 1,094 | | | | | | | | | | | |
| Hurricane Irma 630191 Operating | | | | | | | 28,516 | 95,845 | 16,198 | 0 | 235 | | | | | | | | |
| Cash Balance - 85536-590991 | 0 | 0 | 0 | | | | | | | | | 89,577 | | | 60,225 | | | 75,000 | |
| Transfers Out | 0 | 24,645 | 50,000 | 1,196,899 | 331,280 | 331,280 | 331,280 | 331,280 | 477,280 | 477,280 | 480,238 | 477,280 | 499,097 | 477,280 | 477,280 | | 477,280 | 477,280 | 477,280 |
| Contingency - 85536-590990 | 0 | 0 | 0 | | | | | | | | | 28,009 | | | 28,009 | | | 30,000 | |
| Total Operating | 3,976,074 | 6,237,926 | 5,598,149 | 7,275,962 | 6,520,168 | 6,763,591 | 7,436,794 | 7,719,799 | 8,178,774 | 8,593,727 | 1,030,055 | 18,212,594 | 10,224,415 | 13,577,711 | 21,321,431 | 8,503,606 | 11,815,421 | 22,381,724 | 12,949,235 |
| Grant Projects | 2,143,005 | 700,229 | 3,110,870 | 2,049,624 | 698,513 | 1,574,860 | 2,568,939 | 570,795 | 763,358 | 992,051 | 25,285,823 | | 17,096,362 | 12,199,747 | | 13,615,545 | 19,221,946 | | |
| OPEB | 123,320 | 57,610 | 54,768 | 65,417 | 20,576 | 27,086 | 18,500 | (397,704) | | | | | | | | | | | |
| Retirement | | | | | | | 301,262 | 247,925 | 488,800 | 553,526 | | | | | | | | | |
| Depreciation | 1,023,161 | 1,024,705 | 1,012,696 | 2,224,514 | 2,459,218 | 2,475,888 | 2,386,278 | 2,494,910 | 2,428,693 | 3,200,064 | 166,645 | | | | | | | | |
| Loss on Disposal Fix Assets | 183,572 | 3,851 | | (2,714) | | 42,400 | 313 | | 36,042 | | | | | | | | | | |
| Total 404 | 7,449,132 | 8,024,321 | 9,776,483 | 11,612,803 | 9,698,475 | 10,883,825 | 12,712,087 | 10,635,725 | 11,895,667 | 13,339,368 | 26,482,524 | 18,212,594 | 27,320,777 | 25,777,458 | 21,321,431 | 22,119,151 | 31,037,367 | 22,381,724 | 12,949,235 |
| Surplus/Deficit | 2,739,244 | 1,253,449 | 6,345,236 | 1,426,424 | 5,176,544 | 1,841,963 | 4,035,414 | 1,682,480 | 2,582,293 | 6,874,821 | 11,122,612 | 0 | 26,886,202 | 5,395,136 | 0 | (10,905,044) | (1,358,579) | 0 | (2,684,485) |

# Fund 405:

# General Airport Revenue Bond

**MONROE COUNTY, FLORIDA - BOARD OF COUNTY COMMISSIONERS**
**BUDGETED REVENUE ANALYSIS**
**GENERAL AIRPORT REVENUE BOND - FUND 405**
**FOR THE BUDGET YEAR ENDING SEPTEMBER 30, 2024**

**7/1/23 11:40 AM**

| Revenues: | Fiscal Year 2024 Proposed | Fiscal Year 2023 Estimate | Fiscal Year 2023 YTD | Fiscal Year 2022 Actual |
|---|---|---|---|---|
| **Investment Income** | **500,000** | **1,506,408** | **1,067,039** | **0** |
| Miscellaneous Revenue | | | | |
| Debt Proceeds | | | | 41,340,000 |
| **Other Misc. Revenue** | **0** | **0** | **0** | **41,340,000** |
| **Subtotal Revenues** | **500,000** | **1,506,408** | **1,067,039** | **41,340,000** |
| **Grants** | | | | |
| Fed Gts-Trans-Arp Dev | | | | |
| Fed Grants | | | | |
| Fed Grants - Pub Safety | | | | |
| State Grants Transp | | 26,152,165 | 5,072,726 | |
| **Non-Operating Sources (FB)** | 39,882,590 | | | |
| **(LESS 5% Florida Statute)** | (25,000) | | | |
| **Total General Airport Revenue Bond** | **40,357,590** | **27,658,573** | **6,139,766** | **41,340,000** |

**FUND 405 GENERAL AIRPORT REVENUE BOND**
**Fund Balance Forward Calculation**

| Fiscal Year | 2022 Actual | 2023 YTD | 2023 Estimate | 2024 Proposed | 2024 Estimate |
|---|---|---|---|---|---|
| **Audited Fund Balance** | **0** | **40,584,619** | **40,584,619** | **39,999,927** | **39,999,927** |
| **Revenue** | **41,340,000** | **6,139,766** | **27,658,573** | **40,357,590** | **35,876,740** |
| **Expense** | **755,381** | **19,672,638** | **28,243,265** | **40,357,590** | **37,492,840** |
| **Estimated Ending Fund Balance** | **40,584,619** | **27,051,747** | **39,999,927** | **39,999,927** | **38,383,827** |
| | **40,584,619** | **(13,532,872)** | **(584,692)** | **0** | **(1,616,100)** |

**FUND 405 GENERAL AIRPORT REVENUE BOND**

| Fiscal Year Budget Projection | | 2022 Actual | 2023 YTD | 2023 Estimate | 2024 Proposed | 2024 Estimate |
|---|---|---|---|---|---|---|
| **Revenues:** | | | | | | |
| **Investment Income** | | **0** | **1,067,039** | 1,506,408 | 500,000 | 475,000 |
| **Other Revenue** | | **41,340,000** | **0** | 0 | 0 | |
| Subtotal | | **41,340,000** | **1,067,039** | **1,506,408** | **500,000** | **475,000** |
| **Less 5%** | | | | | **(25,000)** | |
| **Grants** | | 0 | 5,072,726 | 26,152,165 | 0 | 35,401,740 |
| **Fund Bal Fwd** | | | | | **39,882,590** | |
| **Total** | | **41,340,000** | **6,139,766** | **27,658,573** | **40,357,590** | **35,876,740** |
| **Appropriations:** | | | | | | |
| **EYW Concourse A Const** | **630905** | | **18,524,450** | 26,152,165 | 29,300,000 | 29,300,000 |
| **EYW Concourse A Apron** | **630906** | | | | 6,101,740 | 6,101,740 |
| **KW Airport Debt Service** | **88900** | **755,381** | **1,148,188** | 2,091,100 | 2,091,100 | 2,091,100 |
| **Reserves** | **85564** | | | | 2,864,750 | |
| **Total 405** | | **755,381** | **19,672,638** | **28,243,265** | **40,357,590** | **37,492,840** |
| **Surplus/Deficit** | | 40,584,619 | (13,532,872) | (584,692) | 0 | (1,616,100) |

# Fund 406:

# PFC & Oper Restrictions

MONROE COUNTY, FLORIDA - BOARD OF COUNTY COMMISSIONERS
BUDGETED REVENUE ANALYSIS
PFC & OPER RESTRICTIONS - 406
FOR THE BUDGET YEAR ENDING SEPTEMBER 30, 2024

7/1/2023 11:18

| | Fiscal Year 2024 Proposed | Fiscal Year 2023 Estimate | Fiscal Year 2023 YTD | Fiscal Year 2023 Adopted | Fiscal Year 2022 Actual | Fiscal Year 2022 Adopted | Fiscal Year 2021 Actual | Fiscal Year 2021 Adopted | Fiscal Year 2020 Actual | Fiscal Year 2019 Actual | Fiscal Year 2018 Actual |
|---|---|---|---|---|---|---|---|---|---|---|---|
| **Revenues:** | | | | | | | | | | | |
| Serv-Airport | 1,900,000 | 1,973,880 | 1,398,165 | 1,700,000 | 2,821,115 | 1,500,000 | 1,873,994 | 1,500,000 | 1,571,222 | 1,470,078 | 1,392,708 |
| Project Serv Airport | | | | | | | | 3,646,482 | | 441,780 | 301,343 |
| Fed Grants Trans | | 432,959 | **289,602** | | **1,727,638** | | **2,948,885** | 5,358,163 | **11,332,435** | **5,681,875** | **19,047,486** |
| State Grants Trans | | 329,430 | **329,430** | | **947,210** | | **104,178** | 1,036,235 | **420,822** | **50,006** | **1,077,663** |
| Fed/State Grants Economic | | | | | | | | | | | |
| Miscellaneous Revenue | | | | | | | | | | | |
| Disposition of Fixed Assets | | | | | | | -110,876 | | | | |
| Interest Earnings | 75,000 | 66,824 | 47,334 | 75,000 | 39,132 | 150,000 | 8,732 | 150,000 | 70,704 | 190,171 | 160,764 |
| Other Misc. Revenue | **1,975,000** | **2,803,093** | **2,064,531** | **1,775,000** | **5,535,095** | **1,650,000** | **4,824,913** | **11,690,880** | **13,395,183** | **7,833,911** | **21,979,963** |
| | | | | | | | | | | | |
| Subtotal Revenues | **1,975,000** | **2,803,093** | **2,064,531** | **1,775,000** | **5,535,095** | **1,650,000** | **4,824,913** | **11,690,880** | **13,395,183** | **7,833,911** | **21,979,963** |
| | | | | | | | | | | | |
| Trans Fm 404/405 | | | | | | 0 | 0 | 0 | 0 | 0 | |
| Non-Operating Sources (FB) | 2,068,750 | | | 4,778,750 | | 3,527,500 | 0 | 3,777,500 | 0 | 0 | |
| (LESS 5% Florida Statute) | (98,750) | | | (88,750) | | (82,500) | 0 | (82,500) | 0 | 0 | |
| Total Fund 406 | **3,945,000** | **2,803,093** | **2,064,531** | **6,465,000** | **5,535,095** | **5,095,000** | **4,824,913** | **15,385,880** | **13,395,183** | **7,833,911** | **21,979,963** |

**FUND 406 PFC & OPER RESTRICTIONS Fund Balance Forward Calculation**

| Fiscal Year | 2018 Actual | 2019 Actual | 2020 Actual | 2021 Actual | 2022 Adopted | 2022 Actual | 2023 Adopted | 2023 YTD | 2023 Estimate | 2024 Proposed | 2024 Estimate |
|---|---|---|---|---|---|---|---|---|---|---|---|
| Fund Balance Prior Year | -53,738 | 7,266,487 | 7,266,487 | 14,250,991 | 12,516,505 | 12,516,505 | 12,509,446 | 11,632,428 | 11,632,428 | 11,250,930 | 11,250,930 |
| Revenues | 21,979,963 | 7,833,911 | 13,395,183 | 4,824,913 | 5,095,000 | 5,535,095 | 6,465,000 | 2,064,531 | 2,803,093 | 3,945,000 | 1,876,250 |
| Expenses | 3,886,432 | 6,042,505 | 944,196 | 6,559,400 | 5,095,000 | 6,419,172 | 6,465,000 | 2,164,591 | 3,184,591 | 3,945,000 | 2,145,000 |
| Estimated Ending Fund Balance | 18,039,793 | 9,057,892 | 19,717,474 | 12,516,505 | 12,516,505 | 11,632,428 | 12,509,446 | 11,532,367 | 11,250,930 | 11,250,930 | 10,982,180 |
| | 18,093,531 | 1,791,405 | 12,450,987 | (1,734,487) | 0 | (884,077) | 0 | (100,061) | (381,498) | 0 | (268,750) |

**PFC & OPER RESTRICTIONS FUND-406 BUDGET**

| | | 2018 Actual | 2019 Actual | 2020 Actual | 2021 Actual | 2022 Adopted | 2022 Actual | 2023 Adopted | 2023 YTD | 2023 Estimate | 2024 Proposed | 2024 Estimate |
|---|---|---|---|---|---|---|---|---|---|---|---|---|
| **Revenues:** | | | | | | | | | | | | |
| PFC-Airport | | 1,694,051 | 1,911,858 | 1,571,222 | 1,873,994 | 1,500,000 | 2,821,115 | 1,700,000 | 1,398,165 | 1,973,880 | 1,900,000 | 1,805,000 |
| Interest | | 160,764 | 190,171 | 70,704 | 8,732 | 150,000 | 39,132 | 75,000 | 47,334 | 66,824 | 75,000 | 71,250 |
| Fed Grants Trans | | 19,047,486 | 5,681,875 | 11,332,435 | 2,948,885 | | 1,727,638 | | 289,602 | 432,959 | | |
| State Grants Trans | | 1,077,663 | 50,006 | 420,822 | 104,178 | | 947,210 | | 329,430 | 329,430 | | |
| Other Revenue | | | | | (110,876) | | | | | | | |
| Transfers In (From Fund 404) | | | | | | | | | | | | |
| Less 5% | | | | | | (82,500) | | (88,750) | | | (98,750) | |
| Fund Bal Fwd | | | | | | 3,527,500 | | 4,778,750 | | | 2,068,750 | |
| Total | | 21,979,963 | 7,833,911 | 13,395,183 | 4,824,913 | 5,095,000 | 5,535,095 | 6,465,000 | 2,064,531 | 2,803,093 | 3,945,000 | 1,876,250 |
| | | | | | | | | | | | | |
| **Appropriations:** | | | | | | | | | | | | |
| Grant Match | 63603 | 3,886,432 | 6,027,302 | | 0 | 4,500,000 | | 4,020,000 | | | 1,500,000 | |
| Grants | | | | 624,493 | 5,107,727 | | | | | | | |
| KW Airport FBO | 636165 | | | | | | 2,477,170 | | 741,557 | 741,557 | | |
| EYW Replace Airport Beacon | 636174 | | | | | | | | 20,832 | 20,832 | | |
| Rehabilitate Taxiway A | 636167 | | | | | | 1,204,992 | | | | | |
| Depreciation | | | | | 109,845 | | | | | | | |
| Cash Balance | 85569 | | | | | 200,000 | | 200,000 | | | 200,000 | |
| Transfers Out - Fund 406 | 86560 | | | | | | 2,737,010 | | | | | |
| Transfers Out - Fund 404 | 86560 | | 11,814 | 316,605 | 1,341,829 | 275,000 | | 2,125,000 | 1,402,202 | 2,402,202 | 2,125,000 | 2,125,000 |
| Transfers Out - Fund 403 | 86560 | | 3,389 | 3,098 | | 20,000 | | 20,000 | | 20,000 | 20,000 | 20,000 |
| Contingency | 85569 | | | | | 100,000 | | 100,000 | | | 100,000 | |
| Total | | 3,886,432 | 6,042,505 | 944,196 | 6,559,400 | 5,095,000 | 6,419,172 | 6,465,000 | 2,164,591 | 3,184,591 | 3,945,000 | 2,145,000 |
| | | 18,093,531 | 1,791,405 | 12,450,987 | (1,734,487) | 0 | (884,077) | 0 | (100,061) | (381,498) | 0 | (268,750) |

# Fund 414:

# MSD Solid Waste Management

**MONROE COUNTY, FLORIDA - BOARD OF COUNTY COMMISSIONERS**

**BUDGETED REVENUE ANALYSIS**

**MSD SOLID WASTE- 414**

**FOR THE BUDGET YEAR ENDING SEPTEMBER 30, 2024**

**6/28/2023 14:02**

| **Revenues:** | **Fiscal Year 2024 Proposed** | **Fiscal Year 2023 Estimate** | **Fiscal Year 2023 YTD** | **Fiscal Year 2023 Budget** | **Fiscal Year 2022 Actual** | **Fiscal Year 2022 Budget** | **Fiscal Year 2021 Actual** | **Fiscal Year 2021 Budget** | **Fiscal Year 2020 Actual** | **Fiscal Year 2019 Actual** | **Fiscal Year 2018 Actual** | **Fiscal Year 2017 Actual** | **Fiscal Year 2016 Actual** | **Fiscal Year 2015 Actual** | **Fiscal Year 2014 Actual** | **Fiscal Year 2013 Actual** | **Fiscal Year 2012 Actual** | **Fiscal Year 2011 Actual** | **Fiscal Year 2010 Actual** | **Fiscal Year 2009 Actual** |
|---|---|---|---|---|---|---|---|---|---|---|---|---|---|---|---|---|---|---|---|---|
| Franchise Fees Solid | 590,000 | 599,872 | 561,492 | 582,400 | 661,076 | 560,000 | 573,418 | 530,000 | 571,105 | 581,820 | 548,730 | 539,757 | 473,600 | 484,741 | 527,233 | 514,965 | 507,601 | 476,366 | 118,437 | |
| Franchise Fees | | | | | | | | | | | | | | | | | | | 344,694 | 275,503 |
| **Total Taxes** | **590,000** | **599,872** | **561,492** | **582,400** | **661,076** | **560,000** | **573,418** | **530,000** | **571,105** | **581,820** | **548,730** | **539,757** | **473,600** | **484,741** | **527,233** | **514,965** | **507,601** | **476,366** | **463,131** | **275,503** |
| Services - Tax Collector | | | | | | | | | | | | | | | | | | | | |
| Services - Waste Delinquent | | | | | | | 0 | | 0 | 0 | 0 | 0 | 0 | 474 | 575 | 1,430 | 576 | 1,807 | 6,555 | 2,954 |
| Services - Waste Penalty | | | | | | | | | | | | | | | | | | | | |
| Services - Waste Assessments | 15,778,989 | 15,306,720 | 14,476,872 | 15,306,720 | 13,655,668 | 13,512,400 | 13,441,148 | 13,431,000 | 12,789,601 | 12,399,530 | 12,213,824 | 12,095,605 | 12,573,063 | 12,579,358 | 12,490,359 | 12,492,868 | 12,443,629 | 12,136,848 | 12,139,179 | 8,930,225 |
| Services - Lot Clear, Clean | | | | | | | | | | | | | | | | | | 7,246 | 8,068 | 3,647 |
| Services - Waste Other Tipping | 2,250,000 | 3,955,327 | 2,966,495 | 1,896,250 | 3,917,953 | 1,850,000 | 3,133,638 | 1,650,000 | 2,688,457 | 2,938,382 | 3,474,334 | 1,422,187 | 1,362,290 | 1,341,260 | 1,267,273 | 1,200,108 | 1,250,149 | 1,144,932 | 1,297,438 | 1,338,879 |
| Services - Waste Sludge Tipping | | | | | | 0 | 34,456 | 0 | 133,346 | 45,002 | 42,578 | 139,587 | 191,923 | 128,117 | 97,694 | 133,482 | 203,438 | 223,061 | 321,775 | 320,138 |
| Services - Waste Lien Filing | | | | | | | | | | | | | | | 30 | 105 | 15 | 105 | 480 | 120 |
| Services - Waste Commercial | 4,400,000 | 4,986,996 | 3,740,247 | 4,264,000 | 4,980,620 | 4,100,000 | 4,357,322 | 4,000,000 | 3,926,585 | 4,243,218 | 4,222,220 | 3,641,103 | 3,449,936 | 3,622,371 | 3,429,894 | 3,383,695 | 3,355,573 | 3,283,509 | 3,083,796 | 2,611,254 |
| Services - Waste HAZMAT | | | | 6,150 | | 6,000 | 3,444 | 6,000 | 5,000 | 5,698 | 6,052 | 1,916 | 2,152 | 4,211 | 4,681 | 10,185 | 6,547 | 2,630 | 1,388 | 1,992 |
| Services - Waste Special Hauling | 100,000 | 41,449 | 31,087 | 112,750 | 114,772 | 110,000 | 107,583 | 130,000 | 127,060 | 94,978 | 186,052 | 213,989 | 216,084 | 135,289 | 160,861 | 140,308 | 139,176 | 161,381 | 146,315 | 185,698 |
| **Total Charges for Services** | **22,528,989** | **24,290,492** | **21,214,701** | **21,585,870** | **22,669,012** | **19,578,400** | **21,077,591** | **19,217,000** | **19,670,049** | **19,726,807** | **20,145,059** | **17,514,387** | **17,795,447** | **17,811,081** | **17,451,365** | **17,362,182** | **17,399,104** | **16,961,517** | **17,004,994** | **13,394,908** |
| Investment Income | 100,000 | 610,891 | 458,168 | 100,000 | (135,998) | 100,000 | 42,929 | 100,000 | 368,250 | 404,305 | 116,907 | 98,721 | 66,719 | 51,226 | 38,592 | 33,738 | 54,178 | 76,464 | 94,263 | 228,765 |
| Interest-TC | 10,000 | 18,035 | 13,526 | 10,000 | 14 | 10,000 | 1,242 | 10,000 | 6,291 | 13,469 | 7,747 | 3,223 | | 107 | 610 | 4,857 | 4,278 | 2,214 | 3,510 | |
| **Total Interest Income** | **110,000** | **628,925** | **471,694** | **110,000** | **(135,984)** | **110,000** | **44,171** | **110,000** | **374,541** | **417,774** | **124,653** | **101,944** | **66,719** | **51,333** | **39,202** | **38,594** | **58,456** | **78,678** | **97,773** | **228,765** |
| Penalty Interest/Prin | | | | | | | 0 | | 0 | 0 | 0 | 0 | 0 | | | | | 19 | | 19 |
| Donations | | | | | | | | | | | | | | 467,270 | 50,000 | 50,000 | 50,000 | 50,000 | 50,000 | 50,000 |
| Disposit. of Fixed Assets | | | | | | | 16,542 | | 16,750 | 1,010 | 5,505 | 8,826 | 44,295 | 0 | 3,000 | 8 | 2,708 | 4,122 | 2,113 | 1,614 |
| Misc Revenue | 50,000 | 197,764 | 179,785 | 10,000 | 50,172 | 10,000 | 50,210 | 10,000 | 49,454 | 10,218 | 85,878 | 45,010 | 0 | 100,055 | 3,656 | 911 | 1,381 | 3,875 | 2,605 | 1,839 |
| Misc Collections Over & Under | | | | | | | (82) | | (339) | 26,387 | 169 | (341) | 0 | (16) | 579 | (2) | 2,297 | (9) | 23 | 21 |
| **Total Misc. Revenue** | **50,000** | **197,764** | **179,785** | **10,000** | **50,172** | **10,000** | **66,670** | **10,000** | **65,865** | **37,615** | **91,553** | **53,494** | **44,295** | **567,309** | **57,235** | **50,917** | **56,386** | **58,007** | **54,742** | **53,493** |
| **Svcs-Quasi Fee/Charges** | | | | | | | | | | | | | | | | | | | | |
| St Grants-Phy Env-Waste | | | | | 93,750 | | 93,750 | | 90,909 | 90,909 | 90,909 | 90,909 | 181,818 | | 90,909 | 70,588 | 141,176 | | 78,787 | 277,316 |
| St Grants-Econ-Environ | | | | | | | (16,048) | | | | | | | | | | | | | |
| Debt Proceeds | | | | | | | | | | | 4,562,398 | | | | | | | | | |
| FED Grants Phys Env | | | | | | | (293,296) | 1,036,818 | 831,283 | 16,862,005 | | | | | | | | | | |
| St Grants-Phy Env-Waste | | | | | | | | 19,024 | 43,844 | 1,458,779 | | | | | | | | | | |
| **Total Misc. Revenue** | **-** | **-** | **-** | **0** | **93,750** | **-** | **(215,594)** | **1,055,842** | **966,036** | **18,411,693** | **4,653,307** | **90,909** | **181,818** | **-** | **90,909** | **70,588** | **141,176** | **-** | **78,787** | **277,316** |
| Tsf fm General Fund /Risk | | | | | | | 0 | 10,000 | 0 | 6,763 | | 2,500,000 | | | | | | | | |
| Trsf from Fund 125 | | | | | | | 6,026 | | | | | | | | | | | | | |
| Trsf fm Const'l Officer | | | | | 3,834 | | 4,205 | | 3,694 | 3,546 | 4,075 | 4,158 | 4,100 | 3,979 | 3,737 | 3,704 | 3,648 | 4,036 | 4,013 | 3,997 |
| Local Govt-Physical Env | | | | | | | 35,150 | | | | | | | | | | | | | |
| **Subtotal Revenues** | **23,278,989** | **25,717,053** | **22,427,671** | **22,288,270** | **23,341,861** | **20,258,400** | **21,591,637** | **20,932,842** | **21,651,290** | **39,186,017** | **25,567,378** | **20,804,650** | **18,565,979** | **18,918,443** | **18,169,682** | **18,040,950** | **18,166,371** | **17,578,604** | **17,703,441** | **14,233,982** |
| **Non-Operating Sources (FB)** | 12,960,482 | | | 11,089,757 | | 6,728,831 | | 6,591,046 | | | | | | | | | | | | |
| **(LESS 5% Florida Statute)** | (1,163,949) | | | (1,114,414) | | (1,012,920) | | (993,350) | | | | | | | | | | | | |
| **Total MSD Solid Waste** | **35,075,522** | **25,717,053** | **22,427,671** | **32,263,613** | **23,341,861** | **25,974,311** | **21,591,637** | **26,530,538** | **21,651,290** | **39,186,017** | **25,567,378** | **20,804,650** | **18,565,979** | **18,918,443** | **18,169,682** | **18,040,950** | **18,166,371** | **17,578,604** | **17,703,441** | **14,233,982** |

**FUND 414 MSD SOLID WASTE, Fund Balance Calculation**

| Fiscal Year<br>6/28/2023 14:02 | 2010<br>Actual | 2011<br>Actual | 2012<br>Actual | 2013<br>Actual | 2014<br>Actual | 2015<br>Actual | 2016<br>Actual | 2017<br>Actual | 2018<br>Actual | 2019<br>Actual | 2020<br>Actual | 2021<br>Adopted | 2021<br>Actual | 2022<br>Adopted | 2022<br>Actual | 2023<br>Adopted | 2023<br>YTD | 2023<br>Estimate | 2024<br>Proposed | 2024<br>Estimate |
|---|---|---|---|---|---|---|---|---|---|---|---|---|---|---|---|---|---|---|---|---|
| **Fund Balance= Current Assets- Current liabilities** | **4,722,637** | **6,172,683** | **7,461,954** | **9,406,787** | **10,982,347** | **11,616,857** | **12,453,893** | **12,428,175** | **12,715,464** | **19,925,104** | **14,541,280** | 14,721,203 | **14,721,203** | 15,275,977 | 15,275,977 | 15,179,924 | 17,127,034 | 17,127,034 | 17,087,839 | 17,087,839 |
| **Revenues** | **17,703,441** | **17,578,604** | **18,166,371** | **18,040,950** | **18,169,682** | **18,918,443** | **18,565,979** | **20,804,650** | **20,914,070** | **20,764,016** | **21,647,596** | 26,530,538 | **21,591,637** | 25,974,311 | 23,341,861 | 32,263,613 | 22,427,671 | 25,717,053 | 35,075,522 | 25,606,888 |
| **Expenses** | **16,395,570** | **16,864,955** | **16,210,729** | **16,497,426** | **17,610,820** | **17,600,888** | **18,351,678** | **20,325,788** | **19,172,163** | **20,228,764** | **21,336,521** | 26,530,538 | **21,036,863** | 25,974,311 | 21,490,804 | 32,263,613 | 15,880,729 | 25,756,247 | 35,075,522 | 28,234,927 |
| **Estimated Ending Fund Balance** | **6,030,508** | **6,886,332** | **9,417,596** | **10,950,311** | **11,541,208** | **12,934,412** | **12,668,194** | **12,907,037** | **14,457,371** | **20,460,355** | **14,852,354** | 14,721,203 | **15,275,977** | 15,275,977 | 17,127,034 | 15,179,924 | 23,673,976 | 17,087,839 | 17,087,839 | 14,459,801 |
| | 1,307,871 | 713,649 | 1,955,642 | 1,543,524 | 558,861 | 1,317,555 | 214,301 | 478,862 | 1,741,907 | 535,251 | 311,074 | 0 | 554,774 | 0 | 1,851,056 | 0 | 6,546,942 | (39,194) | (0) | (2,628,038) |

**Fund 414 MSD Solid Waste Budget**

| | | | 2010<br>Actual | 2011<br>Actual | 2012<br>Actual | 2013<br>Actual | 2014<br>Actual | 2015<br>Actual | 2016<br>Actual | 2017<br>Actual | 2018<br>Actual | 2019<br>Actual | 2020<br>Actual | 2021<br>Adopted | 2021<br>Actual | 2022<br>Adopted | 2022<br>Actual | 2023<br>Adopted | 2023<br>YTD | 2023<br>Estimate | 2024<br>Proposed | 2024<br>Estimate |
|---|---|---|---|---|---|---|---|---|---|---|---|---|---|---|---|---|---|---|---|---|---|---|
| **Revenues:** | | | | | | | | | | | | | | | | | | | | | | |
| Franchise Fees | | | **463,131** | **476,366** | **507,601** | **514,965** | **527,233** | **484,741** | **473,600** | **539,757** | **548,730** | **581,820** | **571,105** | 530,000 | **573,418** | 560,000 | **661,076** | 582,400 | **561,492** | 599,872 | 590,000 | 649,000 |
| Charges for Services | | | **17,004,994** | **16,961,517** | **17,399,104** | **17,362,182** | **17,451,365** | **17,811,081** | **17,795,447** | **17,514,387** | **20,145,059** | **19,726,807** | **19,670,049** | 19,217,000 | **21,077,591** | 19,578,400 | **22,669,012** | 21,585,870 | **21,214,701** | 24,290,492 | 22,528,989 | 24,781,888 |
| Other Revenue | | | **235,316** | **140,721** | **114,842** | **89,511** | **96,437** | **618,643** | **111,014** | **155,438** | **216,206** | **455,389** | **440,406** | 120,000 | **110,841** | 120,000 | **(85,812)** | 120,000 | **651,479** | 826,689 | 160,000 | 176,000 |
| Grants | | | | | **141,176** | **70,588** | **90,909** | | **181,818** | **90,909** | **4,653,307** | | **966,036** | 1,065,842 | **(180,444)** | | **93,750** | | | | | |
| Transfers In | | | | | **3,648** | **3,704** | **3,737** | **3,979** | **4,100** | **2,504,158** | **4,075** | | | | **10,231** | | 3,834 | | | | | |
| **Subtotal** | | | **17,703,441** | **17,578,604** | **18,166,371** | **18,040,950** | **18,169,682** | **18,918,443** | **18,565,979** | **20,804,650** | **25,567,378** | **20,764,016** | 21,647,596 | 20,932,842 | 21,591,637 | 20,258,400 | 23,341,861 | 22,288,270 | 22,427,671 | 25,717,053 | 23,278,989 | 25,606,888 |
| Less 5% | | | | | | | | | | | | | | (993,350) | | (1,012,920) | | (1,114,414) | | | (1,163,949) | |
| Fund Balance Forward | | | | | | | | | | | | | | 6,591,046 | | 6,728,831 | | 11,089,757 | | | 12,960,482 | |
| **Total** | | | **17,703,441** | **17,578,604** | **18,166,371** | **18,040,950** | **18,169,682** | **18,918,443** | **18,565,979** | **20,804,650** | **25,567,378** | **20,764,016** | **21,647,596** | **26,530,538** | **21,591,637** | **25,974,311** | **23,341,861** | **32,263,613** | **22,427,671** | **25,717,053** | **35,075,522** | **25,606,888** |
| **Hurricane Loan** | **Balance sheet** | | | | | | | | | | **24,060,741** | | | | | | | | | | | |
| **Appropriations:** | | | | | | | | | | | | | | | | | | | | | | |
| Debt Service | 04580 | | **561,151** | **1,058,919** | | | | | | | | | | | | | | | | | | |
| WW Upgrade | 20539 | | **5,765** | | **3,150** | | | | | | | | | | | | | | | | | |
| Solid Waste Admin | 40000 | Less Deprc, OPI | **15,387,424** | **15,363,577** | **15,890,938** | **16,069,493** | **17,230,374** | **17,246,789** | **17,997,579** | **18,686,682** | **18,818,064** | **19,085,573** | **19,522,271** | 21,545,176 | **20,382,084** | 22,137,933 | 21,253,265 | 28,356,717 | 15,880,729 | 25,521,045 | 31,110,805 | 27,999,725 |
| Tropical Storm Isaac | 40002 | | | | **1,178** | | | | | | | | | | | | | | | | | |
| Hurricane Irma | 40003 | Payroll | | | | | | | | **49,396** | **1,883** | | | | | | 2,337 | 38,625 | | | | |
| Hurricane Irma | 40003 | Operating | | | | | | | | **1,326,521** | **24,211,555** | **817,080** | **62,546** | 735,411 | **6,918** | | | | | | | |
| Small County Recycling | 41003 | | **78,787** | **70,588** | **70,588** | **70,588** | **90,909** | **90,909** | | | | | | | | | | 0 | | | | |
| Small County Cons Grant | 41004 | | | | | | | | **90,909** | | **90,909** | **90,909** | **90,909** | | **93,750** | | | | | | | |
| Litter/Marine Debris Remov | 41006 | | | | | | | | | | | | | | | | | | | | | |
| Hazardous Waste | 40500 | | | | | | | | | | | | | | | | | 55,299 | | | 65,850 | |
| Cash Balance | 85537 | | | | | | | | | | | | | 3,040,385 | | 3,055,176 | | 3,031,770 | | | 3,117,665 | |
| Reserves | 85537 | | | | | | | | | | | | | | | | | | | | | |
| Transfers Out | 86506 | | **179,303** | **179,303** | **179,303** | **215,407** | **215,407** | **263,190** | **263,190** | **263,190** | **263,190** | **235,202** | | 235,202 | **235,202** | 235,202 | 235,202 | 235,202 | | 235,202 | 235,202 | 235,202 |
| Transfers Out | 86506 | | | | | | | | | | | | **1,660,795** | 330,110 | **318,908** | | | | | | | |
| Contingency | 85537 | | | | | | | | | | | | | 644,254 | | 546,000 | | 546,000 | | | 546,000 | |
| **Total** | | | **16,212,429** | **16,672,387** | **16,145,157** | **16,355,488** | **17,536,690** | **17,600,888** | **18,351,678** | **20,325,788** | **43,385,601** | **20,228,764** | **21,336,521** | **26,530,538** | **21,036,863** | **25,974,311** | **21,490,804** | **32,263,613** | **15,880,729** | **25,756,247** | **35,075,522** | **28,234,927** |
| | Inc/(Dec) | | 1,491,012 | 906,217 | 2,021,214 | 1,685,462 | 632,991 | 214,301 | 478,862 | (17,818,223) | 535,251 | 0 | 0 | 1,217,351 | 554,774 | 0 | 1,851,056 | 0 | 6,546,942 | (39,194) | (0) | (2,628,038) |

# Fund 501:

# Worker's Compensation

MONROE COUNTY, FLORIDA - BOARD OF COUNTY COMMISSIONERS
BUDGETED REVENUE ANALYSIS
WORKER'S COMP - 501
FOR THE BUDGET YEAR ENDING SEPTEMBER 30, 2024

6/27/2023 15:05

| Revenues: | Fiscal Year 2024 Proposed Budget | Fiscal Year 2023 Estimated | Fiscal Year 2023 YTD | Fiscal Year 2023 Adopted Budget | Fiscal Year 2022 Actual | Fiscal Year 2022 Adopted Budget | Fiscal Year 2021 Actual | Fiscal Year 2021 Adopted Budget | Fiscal Year 2020 Actual | Fiscal Year 2019 Actual | Fiscal Year 2018 Actual | Fiscal Year 2017 Actual | Fiscal Year 2016 Actual | Fiscal Year 2015 Actual | Fiscal Year 2014 Actual | Fiscal Year 2013 Actual | Fiscal Year 2012 Actual | Fiscal Year 2011 Actual |
|---|---|---|---|---|---|---|---|---|---|---|---|---|---|---|---|---|---|---|
| Bill to General Fund | 315,574 | 285,071 | 71,268 | 295,958 | 267,832 | 255,177 | 253,260 | 245,220 | 264,306 | 263,597 | 226,931 | 156,385 | 200,241 | 193,780 | 206,585 | 252,773 | 273,123 | 260,711 |
| Bill to Clerk | 12,248 | 11,644 | 5,920 | 11,500 | 12,928 | 10,921 | 11,545 | 12,125 | 12,063 | 13,199 | 15,281 | 3,382 | 10,116 | 13,743 | 7,830 | 16,087 | 18,908 | 19,539 |
| Bill to Land Authorities | 638 | 673 | 337 | 599 | 703 | 570 | 395 | 544 | 583 | 677 | 1,025 | 149 | 560 | 472 | 493 | 4,686 | 4,756 | 4,606 |
| Bill to TDC | 17,190 | 11,520 | 2,880 | 11,738 | 11,267 | 11,495 | 13,075 | 14,657 | 11,655 | 10,249 | 7,816 | 6,581 | 8,094 | 7,046 | 14,907 | 12,069 | 8,828 | 7,734 |
| Bill to MCSO | 69,922 | 65,654 | 32,827 | 85,669 | 60,557 | 78,226 | 43,727 | 75,050 | 69,575 | 79,276 | 70,222 | 71,295 | 79,132 | 84,287 | 69,455 | 94,598 | 100,060 | 88,892 |
| Bill to Fine and Forfeiture | 1,121,303 | 1,145,411 | 286,353 | 1,143,894 | 789,352 | 790,091 | 835,249 | 835,362 | 862,091 | 849,373 | 872,650 | 703,362 | 726,617 | 764,690 | 867,829 | 1,186,343 | 1,092,984 | 998,219 |
| Bill to Road and Bridge | 141,945 | 125,702 | 31,426 | 125,527 | 121,529 | 121,196 | 120,298 | 120,182 | 116,072 | 136,034 | 93,440 | 72,291 | 69,285 | 5,092 | 78,776 | 118,704 | 100,840 | 94,901 |
| Bill to Grant Fund 125 | | | | 10,000 | 4,197 | 10,000 | 7,306 | 10,000 | 10,418 | 7,277 | 3,865 | 4,738 | 5,260 | 6,844 | 10,193 | 16,806 | 21,085 | 23,798 |
| Bill to F & A Dist 1 | 323,986 | 357,506 | 89,377 | 357,506 | 329,798 | 310,246 | 315,541 | 311,027 | 392,662 | 424,745 | 245,929 | 259,773 | 306,586 | 349,644 | 287,030 | 411,317 | 347,930 | 299,158 |
| Bill to Upper Keys Trauma | | | | | | 0 | | | | | | 24 | 23 | 25 | 22 | 2 | 182 | 173 |
| Bill to Uninc Parks & Rec | 44,794 | 30,584 | 7,646 | 27,187 | 27,880 | 27,485 | 25,549 | 25,503 | 27,400 | 27,739 | 27,479 | 25,543 | 27,275 | 20,630 | 30,056 | 24,846 | 17,731 | 15,509 |
| Bill to Planning, Building, Zoning | 124,764 | 123,487 | 30,872 | 126,679 | 114,783 | 104,041 | 101,748 | 118,476 | 126,665 | 104,754 | 78,901 | 42,401 | 64,637 | 90,604 | 73,983 | 113,800 | 100,446 | 84,260 |
| Bill to Municipal Policing | 193,258 | 195,120 | 48,780 | 195,120 | 144,835 | 144,835 | 165,156 | 165,156 | 165,156 | 160,768 | 214,509 | 141,047 | 201,606 | 157,879 | 164,221 | 137,388 | 193,825 | 174,478 |
| Bill to Boating Improvement | 2,293 | 2,204 | 551 | 2,204 | 1,949 | 1,949 | 1,946 | 1,946 | | | 1,139 | 941 | 1,048 | 1,227 | 980 | 494 | 911 | 1,403 |
| Bill to Special Revenue | | | | | 225 | 219 | 110 | | | | | 40 | | | | | | |
| Bill to 160 Enviro Resto | 4,915 | 5,295 | 1,324 | 5,295 | 4,737 | 3,276 | 3,273 | 3,273 | 3,050 | 3,133 | 2,186 | 1,036 | 1,214 | 1,433 | 1,484 | 1,980 | 1,925 | 1,871 |
| Bill to 162 Fund LETF | | | | | | 0 | | | | | | | | | | | | |
| Bill to Court FAC Fees | 5,610 | 5,764 | 1,441 | 5,764 | 7,480 | 10,726 | 7,886 | 2,801 | 2,904 | 3,530 | 2,947 | 1,959 | 2,314 | 2,339 | 1,217 | 3,112 | 2,836 | 2,441 |
| Bill to Big Coppitt MSTU | | | | | | | | | | | | | | | | | 593 | 721 |
| Bill to Key Largo MSTU | | | | | | | | | | | | | | | | | | |
| Bill to Cudjoe MSTU | | | | | | | | | | | | | | | | 1,476 | 739 | 863 |
| Bill to Long Key MSTU | | | | | | | | | | | | 4 | | | | 139 | 146 | 142 |
| Bill to Duck Key MSTU | | | | | | | | | | | | | | | | 331 | 739 | 863 |
| Bill to Building Fund | 54,844 | 53,676 | 13,419 | 53,676 | 47,854 | 48,603 | 46,137 | 52,632 | 49,280 | 58,492 | 45,985 | 24,272 | 27,298 | 29,741 | 21,751 | 33,929 | 37,656 | 39,720 |
| Bill to 1 cent Infrastructure | 33,158 | 33,395 | 8,349 | 33,395 | 28,038 | 28,013 | 25,776 | 26,088 | 18,779 | 17,432 | 12,778 | 10,524 | 7,890 | 15,177 | 7,123 | 17,475 | 16,391 | 15,464 |
| Bill to Duck Key WW | | | | | | | | | | | | 0 | 23 | 185 | 21 | 0 | | |
| Bill to Cudjoe WW | 4,026 | 3,755 | 939 | 3,755 | 3,484 | 3,480 | 1,829 | 3,658 | 4,017 | 263 | 213 | 259 | 252 | 900 | 563 | 0 | | |
| Bill to Card Sound Bridge | 4,189 | 5,616 | 1,404 | 5,616 | 4,771 | 4,742 | 9,762 | 8,255 | 8,631 | 10,958 | 15,038 | 13,917 | 12,205 | 19,445 | 16,913 | 26,413 | 25,801 | 25,465 |
| Bill to Marathon Airport | 11,619 | 11,828 | 2,957 | 11,828 | 11,878 | 11,878 | 12,186 | 12,186 | 7,544 | 5,647 | 7,986 | 5,521 | 7,528 | 4,999 | 6,975 | 3,591 | 10,749 | 8,521 |
| Bill to Key West Airport | 79,028 | 83,654 | 20,914 | 83,654 | 77,695 | 73,954 | 70,139 | 70,029 | 83,671 | 91,907 | 71,908 | 55,178 | 54,153 | 54,972 | 52,157 | 57,679 | 67,571 | 59,331 |
| Bill to Environment MSD | 40,581 | 38,386 | 9,597 | 38,386 | 38,921 | 38,222 | 46,393 | 45,614 | 49,123 | 42,684 | 35,990 | 32,116 | 29,264 | 54,839 | 34,483 | 55,264 | 50,700 | 54,349 |
| Bill to Worker's Compensation | 630 | 541 | 135 | 541 | 470 | 934 | 920 | 920 | 965 | 657 | 458 | 297 | 603 | 1,550 | 866 | 502 | 550 | 651 |
| Bill to Group Insurance | 872 | 780 | 195 | 780 | 709 | 1,172 | 1,303 | 1,198 | 1,147 | 910 | 742 | 425 | 781 | 881 | 416 | 603 | 566 | 536 |
| Bill to Risk Mgmt | 2,150 | 876 | 219 | 876 | 722 | 887 | 882 | 882 | 864 | 995 | 831 | 632 | 685 | 1,395 | 897 | 489 | 524 | 624 |
| Bill to Fleet Services | 32,148 | 34,498 | 8,625 | 34,498 | 34,203 | 33,451 | 31,978 | 31,137 | 30,905 | 36,738 | 28,554 | 24,850 | 22,548 | 26,426 | 22,142 | 32,635 | 30,396 | 29,478 |
| **Charges for Services** | **2,641,685** | **2,632,640** | **677,751** | **2,671,645** | **2,148,797** | **2,125,789** | **2,153,369** | **2,193,921** | **2,319,525** | **2,351,036** | **2,084,804** | **1,658,947** | **1,867,238** | **1,910,241** | **1,979,370** | **2,625,533** | **2,529,491** | **2,315,092** |
| **Investment Income** | **60,000** | **97,168** | **72,876** | **60,000** | **(43,525)** | **60,000** | **9,675** | **60,000** | **70,553** | **85,840** | **28,370** | **19,380** | **14,812** | **12,637** | **13,534** | **10,588** | **15,993** | **28,535** |
| **Miscellaneous Revenue** | **250,000** | **245,909** | **184,432** | **250,000** | **293,341** | **250,000** | **257,112** | **300,000** | **204,882** | **281,362** | **293,082** | **658,383** | **951,421** | **1,237,758** | **18,590** | **771,677** | **358,328** | **100,537** |
| **Subtotal Revenues** | **2,951,685** | **2,975,717** | **935,059** | **2,981,645** | **2,398,612** | **2,435,789** | **2,420,156** | **2,553,921** | **2,594,960** | **2,718,238** | **2,406,256** | **2,336,709** | **2,833,471** | **3,160,637** | **2,011,494** | **3,407,798** | **2,903,813** | **2,444,164** |
| **Non-Operating Sources (FB)** | 2,800,130 | | | 2,821,390 | | 3,341,832 | - | 3,273,921 | - | | | | | | | | | |
| **(LESS 5% Florida Statute)** | (15,500) | | | (15,500) | | (15,500) | | (18,000) | | | | | | | | | | |
| **Total Worker's Comp Fund** | **5,736,315** | **2,975,717** | **935,059** | **5,787,535** | **2,398,612** | **5,762,121** | **2,420,156** | **5,809,842** | **2,594,960** | **2,718,238** | **2,406,256** | **2,336,709** | **2,833,471** | **3,160,637** | **2,011,494** | **3,407,798** | **2,903,813** | **2,444,164** |

**FUND 501 Worker's Comp, Fund Balance Forward Calculation**

| Fiscal Year | | 2012 Actual | 2013 Actual | 2014 Actual | 2015 Actual | 2016 Actual | 2017 Actual | 2018 Actual | 2019 Actual | 2020 Actual | 2021 Adopted | 2021 Actual | 2022 Adopted | 2022 Actual | 2023 Adopted | 2023 YTD | 2023 Estm | 2024 Proposed | 2024 Estimate |
|---|---|---|---|---|---|---|---|---|---|---|---|---|---|---|---|---|---|---|---|
| Fund Bal Prior Year (Asset-Liabil) | CAFR | 3,222,377 | 3,533,446 | 4,715,397 | 4,060,004 | 3,507,159 | 3,576,881 | 3,203,114 | 2,373,325 | 2,803,230 | 2,569,270 | 2,569,270 | 2,287,407 | 2,583,822 | 2,340,403 | 2,334,462 | 2,334,462 | 2,802,904 | 2,802,904 |
| Revenue | | 2,903,813 | 3,407,798 | 2,011,494 | 3,160,637 | 2,833,471 | 2,336,709 | 2,406,256 | 2,718,238 | 2,594,960 | 5,809,842 | 2,420,156 | 5,762,121 | 2,398,612 | 5,787,535 | 935,059 | 2,975,717 | 5,736,315 | 2,804,100 |
| Expenses | | 2,493,612 | 2,956,863 | 2,530,702 | 4,220,384 | 3,076,656 | 2,399,174 | 2,746,520 | 2,308,226 | 2,860,467 | 5,809,842 | 2,405,604 | 5,762,121 | 2,647,972 | 5,787,535 | 1,721,008 | 2,507,275 | 5,736,315 | 2,629,186 |
| IBNR | 1,310,266 | 99,432 | (742,138) | 141,035 | (495,964) | (312,146) | 344,947 | 494,766 | 68,694 | | | | | | | | | | |
| Estimated Ending Fund Balance | | 3,533,146 | 4,726,519 | 4,055,154 | 3,496,221 | 3,576,120 | 3,169,469 | 2,368,084 | 2,714,642 | 2,537,723 | 2,569,270 | 2,583,822 | 2,287,407 | 2,334,462 | 2,340,403 | 1,548,513 | 2,802,904 | 2,802,903 | 2,977,818 |
| | | 310,769 | 1,193,073 | (660,243) | (563,783) | 68,961 | (407,412) | (835,030) | 341,317 | (265,507) | 0 | 14,552 | (0) | (249,360) | 0 | (785,949) | 468,442 | (0) | 174,914 |

| Fund Balance Including IBNR | | | | | | | | | | 3,624,575 |
|---|---|---|---|---|---|---|---|---|---|---|

**FUND 501 Worker's Comp**

| Revenues: | | 2012 Actual | 2013 Actual | 2014 Actual | 2015 Actual | 2016 Actual | 2017 Actual | 2018 Actual | 2019 Actual | 2020 Actual | 2021 Adopted | 2021 Actual | 2022 Adopted | 2022 Actual | 2023 Adopted | 2023 YTD | 2023 Estm | 2024 Proposed | 2024 Estimate |
|---|---|---|---|---|---|---|---|---|---|---|---|---|---|---|---|---|---|---|---|
| Charges for Services | | 2,529,491 | 2,625,533 | 1,979,370 | 1,910,241 | 1,867,238 | 1,658,947 | 2,084,804 | 2,351,036 | 2,319,525 | 2,193,921 | 2,153,369 | 2,125,789 | 2,148,797 | 2,671,645 | 677,751 | 2,632,640 | 2,641,685 | 2,509,600 |
| Other Revenue | | 374,321 | 782,265 | 32,125 | 1,250,396 | 966,233 | 677,763 | 321,452 | 367,202 | 275,435 | 360,000 | 266,787 | 310,000 | 249,815 | 310,000 | 257,307 | 343,077 | 310,000 | 294,500 |
| **Subtotal** | | 2,903,813 | 3,407,798 | 2,011,494 | 3,160,637 | 2,833,471 | 2,336,709 | 2,406,256 | 2,718,238 | 2,594,960 | 2,553,921 | 2,420,156 | 2,435,789 | 2,398,612 | 2,981,645 | 935,059 | 2,975,717 | 2,951,685 | 2,804,100 |
| Less 5% | | | | | | | | | | | (18,000) | | (15,500) | | (15,500) | | | (15,500) | |
| Fund Balance Forward | | | | | | | | | | | 3,273,921 | | 3,341,832 | | 2,821,390 | | | 2,800,130 | |
| **Total** | | 2,903,813 | 3,407,798 | 2,011,494 | 3,160,637 | 2,833,471 | 2,336,709 | 2,406,256 | 2,718,238 | 2,594,960 | 5,809,842 | 2,420,156 | 5,762,121 | 2,398,612 | 5,787,535 | 935,059 | 2,975,717 | 5,736,315 | 2,804,100 |
| **Appropriations:** | | | | | | | | | | | | | | | | | | | |
| Loss Control WC | 05101 | 24,909 | 24,224 | 47,037 | 45,041 | 52,485 | 52,364 | 58,876 | 52,033 | 84,635 | 76,300 | 83,256 | 84,278 | 79,047 | 98,490 | 70,985 | 94,647 | 117,133 | 99,379 |
| WC Admin | 07501 | 175,367 | 163,600 | 193,028 | 181,493 | 183,761 | 179,095 | 152,820 | 162,300 | 192,102 | 187,277 | 183,603 | 184,551 | 223,512 | 213,526 | 149,664 | 199,552 | 243,663 | 209,530 |
| Operating | 07502 | 317,661 | 364,912 | 548,797 | 603,918 | 476,711 | 522,902 | 653,140 | 437,551 | 345,654 | 627,900 | 358,044 | 627,900 | 382,725 | 614,400 | 332,900 | 443,867 | 614,400 | 466,060 |
| WC Claims | 07503 | 1,780,083 | 1,566,173 | 1,624,022 | 1,861,532 | 1,473,324 | 1,229,772 | 1,778,152 | 1,518,584 | 1,862,141 | 2,562,363 | 1,780,700 | 2,562,363 | 1,619,592 | 2,562,363 | 1,167,459 | 1,700,146 | 2,562,363 | 1,785,153 |
| Asserted Claims | 07504 | 99,432 | (742,138) | 141,035 | (495,964) | (312,146) | 344,947 | 494,766 | 68,694 | 306,872 | 1,000,000 | 0 | 1,000,000 | 343,095 | 1,000,000 | | | 900,000 | |
| WC Catastrophic | 07505 | 138,402 | 755,313 | 35,177 | 1,467,370 | 829,344 | 354,010 | 42,502 | 0 | 0 | 1,000,000 | 0 | 1,000,000 | | 1,000,000 | | | 1,000,000 | |
| **Subtotal-Operating** | | 2,535,854 | 2,132,084 | 2,589,096 | 3,663,390 | 2,703,480 | 2,683,091 | 3,180,255 | 2,239,162 | 2,791,403 | 5,453,840 | 2,405,604 | 5,459,092 | 2,647,972 | 5,488,779 | 1,721,008 | 2,438,211 | 5,437,559 | 2,560,122 |
| Cash Balance | 85539 | | 0 | | | | | | | | 174,616 | | 156,505 | | 152,232 | | | 152,232 | |
| Transfers Out | 86551 | 57,190 | 82,641 | 82,641 | 61,030 | 61,030 | 61,030 | 61,030 | 69,064 | 69,064 | 69,064 | 0 | 69,064 | | 69,064 | | 69,064 | 69,064 | 69,064 |
| Contingency | 85539 | | 0 | | | | | | | | 112,322 | | 77,460 | | 77,460 | | | 77,460 | |
| **Subtotal-Other Uses** | | | 82,641 | 82,641 | 61,030 | 61,030 | 61,030 | 61,030 | 69,064 | 69,064 | 356,002 | 0 | 303,029 | | 298,756 | 0 | 69,064 | 298,756 | 69,064 |
| **Total** | | 2,593,044 | 2,214,725 | 2,671,737 | 3,724,420 | 2,764,510 | 2,744,121 | 3,241,285 | 2,308,226 | 2,860,467 | 5,809,842 | 2,405,604 | 5,762,121 | 2,647,972 | 5,787,535 | 1,721,008 | 2,507,275 | 5,736,315 | 2,629,186 |
| | | 310,769 | 1,193,073 | (660,243) | (563,783) | 68,961 | (407,412) | (835,030) | 410,011 | (265,507) | 0 | 14,552 | (0) | (249,360) | 0 | (785,949) | 468,442 | (0) | 174,914 |

# Fund 502:

# Group Insurance Fund

**MONROE COUNTY, FLORIDA - BOARD OF COUNTY COMMISSIONERS**
**BUDGETED REVENUE ANALYSIS**
**GROUP INSURANCE- 502**
**FOR THE BUDGET YEAR ENDING SEPTEMBER 30, 2024**

**7/5/2023 14:24**

| **Revenues:** | Fiscal Year 2024 Proposed Budget | Fiscal Year 2023 Estimated | Fiscal Year 2023 YTD | Fiscal Year 2023 Adopted Budget | Fiscal Year 2022 Actual | Fiscal Year 2022 Adopted Budget | Fiscal Year 2021 Actual | Fiscal Year 2021 Adopted Budget | Fiscal Year 2020 Actual | Fiscal Year 2019 Actual | Fiscal Year 2018 Actual | Fiscal Year 2017 Actual | Fiscal Year 2016 Actual | Fiscal Year 2015 Actual | Fiscal Year 2014 Actual | Fiscal Year 2013 Actual | Fiscal Year 2012 Actual | Fiscal Year 2011 Actual |
|---|---|---|---|---|---|---|---|---|---|---|---|---|---|---|---|---|---|---|
| Services - Internal Retirees | 85,000 | 85,858 | 60,816 | 1,200,000 | 85,801 | 1,200,000 | 649,626 | 1,300,000 | 1,107,174 | 1,248,609 | 1,314,276 | 894,844 | 812,126 | 833,782 | 725,758 | 618,629 | 521,379 | 672,386 |
| Services - Internal Dependants | 1,000,000 | 880,501 | 623,688 | 2,000,000 | 949,497 | 2,000,000 | 1,704,387 | 2,000,000 | 1,989,640 | 2,095,289 | 1,780,496 | 1,666,459 | 1,939,530 | 1,849,882 | 1,682,551 | 1,525,108 | 1,387,435 | 1,301,860 |
| Services - Internal COBRA | 35,000 | 23,087 | 16,353 | 35,000 | 133,419 | 35,000 | 22,796 | 35,000 | 44,733 | 18,199 | 63,053 | 48,494 | 32,662 | 18,830 | 38,508 | 22,485 | 37,114 | 37,639 |
| Services - Internal Employee $25 Contribute | 1,000,000 | 1,243,355 | 880,710 | 500,000 | 1,379,489 | 500,000 | 1,005,307 | 440,000 | 652,238 | 436,447 | 504,855 | 404,860 | 282,079 | 184,342 | | | | |
| Services - Tobacco | 50,000 | 42,640 | 30,203 | 50,000 | 51,044 | 60,000 | 49,774 | 60,000 | 57,650 | 87,230 | 55,390 | 4,471 | 1,239 | 262 | | | | |
| Pharmacy Rebate | | | | | | | | | | | | | | | | | | |
| County Employee Medical Premiums | 1,000,000 | 1,248,272 | 884,193 | | 1,092,515 | | | | | | | | | | | | | |
| Bill to General Fund - 001 | 4,720,360 | 4,118,295 | 2,187,835 | 4,492,685 | 3,975,410 | 4,227,138 | 3,431,186 | 4,413,389 | 3,297,338 | 3,286,726 | 4,341,307 | 3,631,024 | 3,029,503 | 2,794,807 | 2,828,261 | 2,848,197 | 2,817,051 | 2,760,531 |
| Bill to Clerk | 1,375,488 | 1,212,464 | 918,292 | 1,322,688 | 1,106,408 | 1,269,888 | 936,700 | 1,269,888 | 952,128 | 952,128 | 1,269,504 | 897,800 | 813,330 | 762,320 | 777,550 | 808,379 | 869,711 | 886,009 |
| Bill to Land Authorities | 41,334 | 37,890 | 32,878 | 41,334 | 39,672 | 39,684 | 33,060 | 39,684 | 30,856 | 33,060 | 39,672 | 34,155 | 21,958 | 19,730 | 12,597 | 16,329 | 18,960 | 18,960 |
| Bill to TDC | 103,878 | 66,307 | 32,718 | 72,335 | 63,641 | 92,596 | 66,120 | 92,596 | 52,070 | 52,070 | 69,426 | 62,100 | 53,985 | 49,178 | 49,770 | 54,510 | 48,190 | 48,388 |
| Bill to MCSO BILLINGS | 1,155,280 | 943,521 | 583,283 | 1,029,296 | 866,460 | 977,940 | 771,972 | 1,066,100 | 733,455 | 799,575 | 1,070,402 | 1,016,012 | 886,465 | 819,460 | 833,374 | 839,640 | 855,570 | 847,670 |
| Bill to Fine and Forfeiture - 101 | 6,454,764 | 5,677,110 | 3,006,612 | 6,193,211 | 5,466,901 | 5,899,556 | 4,914,810 | 5,899,556 | 4,421,841 | 4,405,675 | 5,874,233 | 4,961,305 | 4,278,648 | 3,782,006 | 3,862,954 | 3,791,142 | 3,755,262 | 3,805,272 |
| Bill to Road and Bridge - 102 | 534,148 | 444,318 | 243,009 | 484,710 | 426,452 | 444,858 | 359,583 | 422,767 | 316,979 | 316,681 | 409,019 | 325,040 | 258,578 | 256,576 | 261,877 | 282,480 | 273,403 | 265,851 |
| Bill to Grant Fund 125 | | 68,750 | | 75,000 | | 75,000 | 78,881 | | 75,652 | 54,472 | 121,947 | 109,161 | 100,480 | 82,247 | 90,653 | 101,570 | 126,440 | 125,705 |
| Bill to F & A Dist 1 | 1,418,472 | 1,250,354 | 681,912 | 1,364,022 | 1,208,079 | 1,305,074 | 1,087,233 | 1,305,074 | 988,428 | 966,410 | 1,288,547 | 1,168,148 | 982,782 | 907,206 | 858,818 | 819,120 | 802,490 | 789,242 |
| Bill To One Cent Infrastructure - 304 | 219,433 | 192,796 | 105,180 | 210,323 | | | | | | | | | | | | | | |
| Bill to Upper Keys Trauma | | 0 | | | | 0 | | | | | | 999 | 1,464 | 1,307 | 1,111 | 1,688 | 9,480 | 9,480 |
| Bill to Uninc Parks & Rec | 247,158 | 205,235 | 108,693 | 223,893 | 209,468 | 234,797 | 165,300 | 216,013 | 174,656 | 141,431 | 169,400 | 138,393 | 116,654 | 97,653 | 99,347 | 97,280 | 93,380 | 98,726 |
| Bill to Planning, Building, Zoning | 1,028,033 | 906,571 | 488,910 | 988,986 | 847,934 | 828,733 | 681,587 | 951,489 | 703,484 | 630,586 | 814,334 | 604,164 | 494,732 | 502,113 | 503,305 | 502,108 | 479,198 | 437,289 |
| Bill to Municipal Policing | 1,074,600 | 943,800 | 516,600 | 1,029,600 | 860,662 | 939,188 | 782,420 | 939,188 | 704,178 | 704,178 | 938,904 | 814,795 | 680,730 | 624,010 | 612,840 | 609,130 | 632,000 | 626,470 |
| Bill to Boating Improvement | 14,328 | 12,630 | 6,888 | 13,778 | 12,122 | 13,228 | | | | | 13,224 | 10,950 | 9,480 | 9,480 | 2,370 | | | 9,480 |
| Bill to Misc. Rev | | 3,789 | | 4,133 | 3,637 | 3,969 | 992 | | | | | 3,105 | | | | | | |
| Bill to 160 Enviro Resto | 42,984 | 37,890 | 20,664 | 41,334 | 36,366 | 26,456 | 22,040 | 26,456 | 19,836 | 19,836 | 26,448 | 12,420 | 10,620 | 9,480 | 9,480 | 9,480 | 9,480 | 9,480 |
| Bill to Court FAC Fees | 57,312 | 50,519 | 27,552 | 55,112 | 24,244 | 39,684 | 33,060 | | 19,836 | 19,836 | 26,448 | 24,840 | 21,240 | 17,380 | 18,960 | 18,960 | 18,960 | 18,960 |
| Bill to Big Coppitt MSTU | | 0 | | | | 0 | | | | | | | | | | | 2,180 | 2,180 |
| Bill to Cudjoe MSTU | | 0 | | | | 0 | | | | | | | | | | 2,417 | 2,212 | 2,654 |
| Bill to Long Key MSTU | | 0 | | | | 0 | | | | | | | | | | 277 | 632 | 474 |
| Bill to Duck Key MSTU | | 0 | | | | 0 | | | | | | | | | | 719 | 2,212 | 2,654 |
| Bill to Building Fund | 667,111 | 588,045 | 320,705 | 641,504 | 576,522 | 531,236 | 445,318 | 621,848 | 466,444 | 485,288 | 620,602 | 399,659 | 296,325 | 239,903 | 239,623 | 240,950 | 255,170 | 259,160 |
| Bill to Duck Key WW | | 0 | | | | 0 | | | | | | 0 | 779 | 758 | 758 | 316 | | |
| Bill to Cudjoe WW | 12,967 | 11,430 | 6,268 | 12,469 | 11,031 | 11,972 | 2,992 | 11,972 | 9,025 | 9,025 | 12,034 | 11,240 | 9,611 | 8,579 | 8,579 | 3,022 | | |
| Bill to Card Sound Bridge | 44,417 | 53,048 | 28,241 | 57,870 | 50,912 | 38,361 | 42,978 | 56,087 | 42,052 | 51,375 | 59,067 | 131,685 | 127,675 | 123,272 | 129,225 | 129,528 | 131,993 | 130,729 |
| Bill to Marathon Airport - 403 | 57,312 | 50,519 | 27,552 | 55,112 | 48,488 | 52,912 | 44,080 | 52,912 | 34,713 | 39,176 | 52,235 | 43,884 | 36,639 | 44,082 | 40,843 | 34,444 | 38,538 | 38,344 |
| Bill to Key West Airport - 404 | 487,154 | 429,415 | 234,192 | 468,453 | 375,782 | 396,840 | 316,825 | 367,077 | 290,102 | 285,638 | 367,627 | 303,876 | 245,506 | 156,148 | 206,980 | 208,639 | 204,768 | 178,698 |
| Bill to PFC & Oper Rest | | 0 | | | | 0 | | | | | | 0 | 0 | 0 | | 12,516 | | |
| Bill to MSD Solid Waste - 414 | 245,009 | 215,970 | 117,785 | 235,604 | 219,408 | 239,427 | 217,463 | 265,883 | 199,352 | 199,352 | 260,513 | 210,294 | 193,284 | 156,025 | 150,394 | 136,187 | 157,546 | 161,950 |
| Bill to Worker's Compensation - 501 | 27,939 | 24,629 | 13,500 | 26,868 | 23,759 | 27,118 | 22,591 | 27,118 | 22,911 | 22,811 | 27,109 | 22,629 | 23,381 | 24,672 | 24,192 | 21,093 | 22,752 | 23,131 |
| Bill to Group Insurance - 502 | 49,073 | 43,258 | 23,626 | 47,190 | 41,578 | 46,629 | 41,160 | 46,629 | 35,011 | 35,011 | 46,681 | 39,692 | 36,042 | 31,284 | 30,494 | 27,733 | 31,284 | 28,914 |
| Bill to Risk Mgmt | 55,378 | 36,185 | 19,769 | 39,475 | 35,275 | 51,656 | 43,033 | 51,656 | 37,788 | 33,424 | 47,871 | 40,419 | 30,085 | 26,758 | 25,958 | 22,278 | 22,278 | 22,657 |
| Bill to Fleet management | 301,604 | 265,858 | 144,992 | 290,027 | 255,168 | 278,449 | 220,951 | 251,993 | 188,938 | 169,102 | 225,071 | 178,511 | 140,396 | 130,714 | 128,494 | 139,475 | 137,460 | 140,620 |
| **Charges for Services** | **23,605,536** | **21,414,307** | **12,393,619** | **23,302,012** | **20,477,144** | **21,887,389** | **18,194,224** | **22,230,375** | **17,668,507** | **17,598,640** | **21,909,695** | **18,215,426** | **15,968,009** | **14,564,246** | **14,255,624** | **11,779,607** | **11,818,600** | **11,752,048** |
| | | | | | | | | | | | | | | | | | | |
| **Cobra-Federal Subsidy** | | | | | | | | | | | | | | | | | | |
| | | | | | | | | | | | | | | | | | | |
| **Investment Income** | **30,000** | **400,000** | **325,128** | **200,000** | **(148,545)** | **200,000** | **38,101** | **200,000** | **371,895** | **497,155** | **146,223** | **38,838** | **35,086** | **36,049** | **34,605** | **37,199** | **54,315** | **103,195** |
| | | | | | | | | | | | | | | | | | | |
| **Miscellaneous Revenue** | **100,000** | **550,000** | **485,563** | **100,000** | **1,248,483** | **100,000** | **467,346** | **100,000** | **287,557** | **468,497** | **340,394** | **234,509** | **332,395** | **156,083** | **146,644** | **139,026** | **532,554** | **307,278** |
| **Wellness Program** | | | | | | | | | **50,000** | | | | | | | | | |
| **Subtotal Revenues** | **23,735,536** | **22,364,307** | **13,204,310** | **23,602,012** | **21,577,083** | **22,187,389** | **18,699,672** | **22,530,375** | **18,377,959** | **18,564,293** | **22,396,313** | **18,488,773** | **16,335,490** | **14,756,377** | **14,436,872** | **11,955,832** | **12,405,468** | **12,162,521** |
| **Non-Operating Sources (FB)** | 11,993,634 | | | 10,689,071 | | 10,060,909 | | 9,416,804 | | | | | | | | | | |
| **(LESS 5% Florida Statute)** | (6,500) | | | (15,000) | | (15,000) | | (15,000) | | | | | | | | | | |
| **Total Grouip Insurance Fund** | **35,722,670** | **22,364,307** | **13,204,310** | **34,276,083** | **21,577,083** | **32,233,298** | **18,699,672** | **31,932,179** | **18,377,959** | **18,564,293** | **22,396,313** | **18,488,773** | **16,335,490** | **14,756,377** | **14,436,872** | **11,955,832** | **12,405,468** | **12,162,521** |

**FUND 502 Group Insurance, Fund Balance Forward Calculation**

| Fiscal Year | | 2012 Actual | 2013 Actual | 2014 Actual | 2015 Actual | 2016 Actual | 2017 Actual | 2018 Actual | 2019 Actual | 2020 Actual | 2021 Adopted | 2021 Actual | 2022 Adopted | 2022 Actual | 2023 Adopted | 2023 YTD | 2023 Estimate | 2024 Proposed | 2024 Estimate |
|---|---|---|---|---|---|---|---|---|---|---|---|---|---|---|---|---|---|---|---|
| Fund Bal Prior Year (Asset-Liabil) | CAFR | 9,714,716 | 11,865,688 | 11,873,142 | 12,106,469 | 10,705,721 | 8,492,538 | 9,050,756 | 13,339,024 | 13,489,278 | 14,476,475 | 14,476,475 | 13,827,476 | 13,056,373 | 13,999,141 | 13,627,589 | 13,627,589 | 14,776,606 | 14,776,606 |
| Revenue | | 14,410,078 | 11,955,832 | 14,436,872 | 14,756,377 | 16,335,490 | 18,488,773 | 22,396,313 | 18,564,293 | 18,377,959 | 31,932,179 | 18,699,672 | 32,233,298 | 21,773,408 | 34,276,083 | 13,204,310 | 22,364,307 | 35,722,670 | 21,867,575 |
| Expenses | | 12,274,367 | 14,177,242 | 14,274,651 | 16,228,640 | 18,644,487 | 18,079,305 | 18,249,356 | 18,623,758 | 17,594,781 | 32,138,074 | 20,119,774 | 32,433,240 | 21,202,192 | 34,276,083 | 10,173,033 | 21,215,290 | 35,722,670 | 22,768,738 |
| Estimated Ending Fund Balance | | 11,850,427 | 9,644,278 | 12,035,364 | 10,634,207 | 8,396,723 | 8,902,006 | 13,197,712 | 13,279,558 | 14,272,455 | 14,270,580 | 13,056,373 | 13,627,534 | 13,627,589 | 13,999,141 | 16,658,866 | 14,776,606 | 14,776,606 | 13,875,443 |
| | | 2,135,711 | (2,221,410) | 162,222 | (1,472,263) | (2,308,998) | 409,468 | 4,146,956 | (59,466) | 783,177 | (205,895) | (1,420,102) | (199,942) | 571,216 | 0 | 3,031,277 | 1,149,017 | 0 | (901,163) |

| Revenues: | | 2012 Actual | 2013 Actual | 2014 Actual | 2015 Actual | 2016 Actual | 2017 Actual | 2018 Actual | 2019 Actual | 2020 Actual | 2021 Adopted | 2021 Actual | 2022 Adopted | 2022 Actual | 2023 Adopted | 2023 YTD | 2023 Estimate | 2024 Proposed | 2024 Estimated |
|---|---|---|---|---|---|---|---|---|---|---|---|---|---|---|---|---|---|---|---|
| Charges for Services | | 11,818,600 | 11,779,607 | 14,255,624 | 14,564,246 | 15,968,009 | 18,215,426 | 21,909,695 | 17,598,640 | 17,668,507 | 22,230,375 | 18,194,224 | 21,887,389 | 20,477,144 | 23,302,012 | 12,393,619 | 21,414,307 | 23,605,536 | 21,744,075 |
| Other Revenue | | 586,869 | 176,225 | 181,249 | 192,131 | 367,481 | 273,347 | 486,617 | 965,652 | 709,452 | 300,000 | 505,447 | 300,000 | 1,099,939 | 300,000 | 810,691 | 950,000 | 130,000 | 123,500 |
| Less 5% | | | | | | | | | | | (15,000) | | (15,000) | | (15,000) | | | (6,500) | |
| **Subtotal** | | **12,405,468** | **11,955,832** | **14,436,872** | **14,756,377** | **16,335,490** | **18,488,773** | **22,396,313** | **18,564,293** | **18,377,959** | 22,515,375 | **18,699,672** | 22,172,389 | **21,577,083** | 23,587,012 | **13,204,310** | **22,364,307** | 23,729,036 | 21,867,575 |
| Fund Balance Forward | | | | | | | | | | | 9,416,804 | | 10,060,909 | | 10,689,071 | | | 11,993,634 | |
| **Total** | | **12,405,468** | **11,955,832** | **14,436,872** | **14,756,377** | **16,335,490** | **18,488,773** | **22,396,313** | **18,564,293** | **18,377,959** | 31,932,179 | **18,699,672** | 32,233,298 | **21,577,083** | 34,276,083 | **13,204,310** | **22,364,307** | **35,722,670** | **21,867,575** |
| **Appropriations:** | | | | | | | | | | | | | | | | | | | |
| Admin | 08001 | 354,064 | 343,311 | 375,347 | 377,705 | 428,819 | 519,471 | 485,658 | 529,162 | 565,109 | 550,382 | 565,925 | 570,557 | 656,822 | 617,497 | 300,671 | 390,723 | 674,598 | 640,868 |
| Operating | 08002 | 1,163,456 | 1,083,517 | 1,151,917 | 1,236,960 | 1,184,267 | 1,194,392 | 1,113,152 | 1,142,182 | 1,107,176 | 1,321,960 | 1,143,161 | 1,461,160 | 1,197,736 | 1,532,160 | 735,582 | 1,171,025 | 1,646,118 | 1,563,812 |
| Insurance Claims | 08003 | 14,244,875 | 12,683,924 | 12,530,697 | 14,614,585 | 16,798,211 | 16,059,964 | 15,948,521 | 16,115,487 | 14,991,833 | 19,216,000 | 17,436,370 | 19,216,000 | 18,306,698 | 20,485,503 | 8,569,383 | 18,079,878 | 21,500,000 | 19,440,000 |
| Asserted Claims | 08004 | (3,564,709) | (49,003) | 101,395 | (116,567) | 101,274 | 126,944 | 9,475 | (11,747) | (176) | 4,864,486 | 13,319 | 4,864,486 | (249,446) | 5,177,880 | 3,694 | 477,599 | 5,514,081 | 0 |
| Wellness Program | 08005 | 0 | 1,225 | 1,376 | (1,985) | 14,077 | 60,485 | 101,123 | 70,672 | 34,558 | 91,770 | 1,979 | 91,770 | 11,422 | 89,970 | 523 | 523 | 89,970 | 85,472 |
| Well Pgm- Race Reimb | 08006 | 580 | 611 | 261 | 182 | 80 | 288 | 287 | 552 | 233 | 2,000 | 79 | 2,000 | 492 | 2,000 | 100 | 100 | 2,000 | 1,900 |
| Health Savings Account | 08007 | | | | | | | 61,111 | 77,516 | 90,338 | 150,000 | 89,506 | 150,000 | 95,103 | 150,000 | 84,081 | 89,506 | 150,000 | 100,000 |
| Medicaid Eligible Retiree Stipend | 08008 | | | | | | | 377,000 | 572,000 | 677,775 | 775,000 | 741,500 | 775,000 | 764,500 | 825,000 | 479,000 | 828,000 | 825,000 | 783,750 |
| Firefighter Cancer Compensation F.S. | 08009 | | | | | | | | | | | | | 25,720 | 100,000 | | 50,000 | 100,000 | 25,000 |
| **Subtotal-Operating** | Operating | **12,198,266** | **14,063,584** | **14,160,993** | **16,110,880** | **18,526,727** | **17,961,545** | **18,096,327** | **18,495,822** | **17,466,845** | 26,971,598 | **19,991,838** | 27,130,973 | **20,809,047** | 28,980,010 | **10,173,033** | **21,087,354** | **30,501,767** | **22,640,802** |
| Cash Balance | 85540 | | | | | | | | 0 | | 4,708,355 | | 4,849,151 | | 4,842,957 | | | 4,842,967 | |
| Transfers Out | 86552 | 76,101 | 113,658 | 113,658 | 117,760 | 117,760 | 117,760 | 153,030 | 127,936 | 127,936 | 127,936 | 127,936 | 127,936 | 127,936 | 127,936 | | 127,936 | 127,936 | 127,936 |
| Contingency | 85540 | | | | | | | | 0 | | 330,185 | | 325,180 | | 325,180 | | | 250,000 | |
| **Subtotal-Other Uses** | | **76,101** | **113,658** | **113,658** | **117,760** | **117,760** | **117,760** | **153,030** | **127,936** | **127,936** | 5,166,476 | **127,936** | 5,302,267 | 127,936 | 5,296,073 | 0 | 127,936 | 5,220,903 | 127,936 |
| **Total** | | **12,274,367** | **14,177,242** | **14,274,651** | **16,228,640** | **18,644,487** | **18,079,305** | **18,249,356** | **18,623,758** | **17,594,781** | 32,138,074 | **20,119,774** | 32,433,240 | 20,936,983 | 34,276,083 | 10,173,033 | 21,215,290 | 35,722,670 | 22,768,738 |

# Fund 503:

# Risk Management Fund

**MONROE COUNTY, FLORIDA - BOARD OF COUNTY COMMISSIONERS**

**BUDGETED REVENUE ANALYSIS**

**RISK MANAGEMENT- 503**

**FOR THE BUDGET YEAR ENDING SEPTEMBER 30, 2024**

6/27/2023 15:05

| Revenues: | Fiscal Year 2024 Proposed Budget | Fiscal Year 2023 Estimated | Fiscal Year 2023 YTD | Fiscal Year 2023 Adopted Budget | Fiscal Year 2022 Estimated | Fiscal Year 2022 Actual | Fiscal Year 2022 Adopted Budget | Fiscal Year 2021 Actual | Fiscal Year 2021 Adopted Budget | Fiscal Year 2020 Actual | Fiscal Year 2019 Actual | Fiscal Year 2018 Actual | Fiscal Year 2017 Actual | Fiscal Year 2016 Actual | Fiscal Year 2015 Actual | Fiscal Year 2014 Actual | Fiscal Year 2013 Actual | Fiscal Year 2012 Actual |
|---|---|---|---|---|---|---|---|---|---|---|---|---|---|---|---|---|---|---|
| Bill to General Fund 001 | 4,335,547 | 3,404,346 | 3,404,346 | 2,243,061 | 1,978,655 | 1,925,918 | 1,978,655 | 1,969,906 | 1,969,921 | 1,337,864 | 1,206,832 | 592,328 | 1,031,395 | 435,521 | 431,921 | | 863,874 | 855,055 |
| Bill To MCSO-HIDTA | | | | | 0 | | | 0 | | | | | | | | | | |
| Bill to Clerk | | | | | 17,045 | 20,093 | 17,045 | 0 | 17,282 | 16,066 | 12,056 | 8,970 | 0 | 2,581 | 2,581 | | 8,354 | 8,195 |
| Bill to Land Authorities | | 13,695 | 13,695 | | 8,200 | 10,109 | 8,200 | 73,801 | | 8,324 | 8,092 | 4,046 | 37,383 | 2,282 | 0 | 4,316 | 4,254 | 4,254 |
| Bill to TDC 117 | 2,180 | 1,715 | 1,715 | 1,128 | 871 | 996 | 871 | 871 | 871 | 871 | 498 | 249 | 498 | 212 | 212 | | 424 | 424 |
| Bill to Fine and Forfeiture 101 | 3,458,598 | 2,721,737 | 2,721,737 | 1,789,360 | 1,580,307 | 1,535,786 | 1,580,307 | 1,547,776 | 1,547,778 | 1,398,432 | 1,238,766 | 603,542 | 1,070,689 | 454,190 | 456,659 | | 911,615 | 893,355 |
| Bill to Road and Bridge 102 | 448,590 | 353,017 | 353,017 | 232,085 | 204,970 | 199,399 | 204,970 | 219,708 | 219,710 | 218,586 | 207,346 | 102,809 | 190,642 | 81,669 | 68,034 | | 122,667 | 119,788 |
| Bill to Grant Fund 125 | | 0 | 0 | | 14,020 | | 14,020 | 14,511 | 14,513 | 14,140 | 14,109 | 6,206 | 21,734 | 6,125 | 6,904 | | 12,650 | 13,384 |
| Bill to F & A Dist 1 141 | 695,450 | 547,283 | 547,283 | 359,802 | 317,766 | 308,397 | 317,766 | 340,766 | 340,766 | 307,437 | 309,110 | 155,360 | 138,737 | 119,636 | 119,636 | | 239,959 | 230,274 |
| Bill to Upper Keys Trauma | | | | | 0 | | | | | | | | 1,834 | 787 | 785 | | 2,418 | 2,431 |
| Bill to Uninc Parks & Rec 147 | 162,667 | 128,010 | 128,010 | 84,158 | 74,326 | 72,321 | 74,326 | 79,095 | 79,095 | 68,314 | 65,255 | 30,494 | 50,958 | 20,720 | 19,468 | | 40,516 | 40,761 |
| Bill to Planning, Building, Zon 148 | 420,232 | 330,700 | 330,700 | 217,414 | 192,013 | 187,001 | 192,013 | 220,553 | 220,554 | 138,010 | 134,917 | 57,926 | 97,100 | 42,101 | 45,422 | | 86,239 | 77,956 |
| Bill to Boating Improvement 157 | 16,552 | 13,025 | 13,025 | 8,563 | 7,563 | 7,232 | 7,563 | 6,833 | 6,834 | 1,820 | 8,423 | 4,025 | 7,965 | 3,210 | 3,208 | | 7,320 | 3,725 |
| Bill to 160 Environ Restore 160 | 17,495 | 13,767 | 13,767 | 9,051 | 7,994 | 7,749 | 7,994 | 7,622 | 7,622 | 7,515 | 7,290 | 3,105 | 3,793 | 1,292 | 1,419 | | | |
| Bill to Building 180 | 196,174 | 154,379 | 154,379 | 101,494 | 89,636 | 87,301 | 89,636 | 105,655 | 105,655 | 106,709 | 108,177 | 42,338 | 72,046 | 27,845 | 19,433 | | 35,488 | 31,817 |
| Bill to Risk Mgmt PHU | | | 0 | | 47,860 | 38,792 | 47,860 | 0 | 47,860 | 30,636 | 32,249 | 16,130 | 0 | 12,543 | 0 | 23,412 | 23,412 | 22,643 |
| Bill to 1 cent Infrastructure 304 | 86,131 | 67,780 | 67,780 | 44,561 | 39,355 | 38,226 | 39,355 | 35,961 | 35,961 | 35,148 | 34,249 | 12,117 | 19,360 | 6,305 | 5,812 | | 10,774 | 10,174 |
| Bill to Card Sound Bridge 401 | 18,207 | 14,327 | 14,327 | 9,419 | 8,319 | 8,077 | 8,319 | 21,955 | 21,956 | 31,754 | 61,935 | 32,478 | 33,156 | 10,525 | 10,375 | | 20,111 | 18,619 |
| Bill to Marathon Airport 403 | 74,912 | 58,952 | 58,952 | 38,757 | 34,229 | 33,061 | 34,229 | 35,128 | 35,128 | 74,908 | 66,613 | 33,391 | 59,480 | 25,279 | 25,279 | | 50,558 | 50,558 |
| Bill to Key West Airport 404 | 404,797 | 318,554 | 318,554 | 209,428 | 184,960 | 179,769 | 184,960 | 135,901 | 135,902 | 121,828 | 97,844 | 48,755 | 93,401 | 39,551 | 39,359 | | 78,992 | 56,959 |
| Bill to Environment MSD 414 | 729,250 | 537,882 | 573,882 | 377,289 | 333,210 | 323,894 | 333,210 | 338,895 | 338,895 | 333,600 | 334,606 | 151,784 | 290,487 | 118,464 | 118,138 | | 217,913 | 217,963 |
| Bill to Worker's Compensation 501 | 7,229 | 5,689 | 5,689 | 3,740 | 3,303 | 3,303 | 3,303 | 4,082 | 4,083 | 3,438 | 3,148 | 1,669 | 2,924 | 1,162 | 1,108 | | 2,187 | 1,995 |
| Bill to Group Insurance 502 | 12,648 | 9,953 | 9,953 | 6,543 | 5,779 | 5,682 | 5,779 | 5,673 | 5,673 | 5,306 | 5,229 | 2,344 | 4,112 | 1,654 | 1,569 | | 3,089 | 2,096 |
| Bill to Risk Mgmt 503 | 22,800 | 17,942 | 17,942 | 11,796 | 10,418 | 10,311 | 10,418 | 20,924 | 20,926 | 6,140 | 5,871 | 2,600 | 4,379 | 1,845 | 1,815 | | 3,213 | 2,930 |
| Bill to Central Services Fleet 504 | 520,552 | 409,647 | 409,647 | 269,315 | 237,851 | 230,910 | 237,851 | 108,965 | 232,368 | 108,489 | 102,916 | 59,640 | 84,866 | 36,770 | 36,813 | | 72,763 | 70,113 |
| **Charges for Services** | **11,630,011** | **9,122,400** | **9,158,400** | **6,016,964** | **5,398,650** | **5,234,327** | **5,398,650** | **5,294,580** | **5,409,353** | **4,375,335** | **4,065,531** | **1,972,306** | **3,316,939** | **1,452,269** | **1,415,950** | **27,728** | **2,818,790** | **2,735,469** |
| **Investment Income** | **70,000** | **72,408** | **72,408** | **100,000** | **95,000** | **(57,426)** | **100,000** | **12,261** | **100,000** | **128,758** | **250,897** | **59,768** | **30,411** | **17,365** | **16,215** | **16,469** | **21,910** | **34,170** |
| **Disposition of Fixed Assets** | | | | | | | **0** | | **0** | | | | | | | | **700** | **1,126** |
| **Miscellaneous Revenue** | **30,000** | **32,918** | **32,918** | **75,000** | **95,000** | **33,550** | **100,000** | **61,165** | **100,000** | **83,466** | **115,395** | **114,112** | **62,368** | **53,354** | **63,823** | **78,607** | **98,784** | **856,360** |
| **Misc-Hurr Insur Proceeds** | | | | | | | | | | **1,393,834** | **3,685,385** | **3,400,829** | **282,724** | | | | | |
| **Transfers In** | | | | | | | | | | **843,281** | | | | | | | | |
| **Subtotal Revenues** | **11,730,011** | **9,227,726** | **9,263,726** | **6,191,964** | **5,588,650** | **5,210,451** | **5,598,650** | **5,368,006** | **5,609,353** | **6,824,674** | **8,117,208** | **5,547,016** | **3,692,441** | **1,522,988** | **1,495,988** | **122,805** | **2,940,183** | **3,627,126** |
| **Non-Operating Sources (FB)** | 2,900,107 | | | 3,904,674 | | | 3,300,860 | | 1,414,152 | | | | | | | | | |
| **(LESS 5% Florida Statute)** | (5,000) | | | (8,750) | | | (10,000) | | (10,000) | | | | | | | | | |
| **Total Worker's Comp Fund** | **14,625,118** | **9,227,726** | **9,263,726** | **10,087,888** | **5,588,650** | **5,210,451** | **8,889,510** | **5,368,006** | **7,013,505** | **6,824,674** | **8,117,208** | **5,547,016** | **3,692,441** | **1,522,988** | **1,495,988** | **122,805** | **2,940,183** | **3,627,126** |

***NO Risk Mgmt Charges**

**FUND 503 Risk Management Fund Balance Forward Calculation**

| Fiscal Year<br>6/27/2023 15:05 | | 2013<br>Actual | 2014<br>Actual | 2015<br>Actual | 2016<br>Actual | 2017<br>Actual | 2018<br>Actual | 2019<br>Actual | 2020<br>Actual | 2021<br>Adopted | 2021<br>Actual | 2022<br>Adopted | 2022<br>Actual | 2022<br>Estimate | 2023<br>Adopted | 2023<br>YTD | 2023<br>Estimate | 2024<br>Proposed | 2024<br>Estimated. |
|---|---|---|---|---|---|---|---|---|---|---|---|---|---|---|---|---|---|---|---|
| Fund Bal Prior Year (Asset-Liabil) | CAFR | 6,823,921 | 7,428,370 | 5,370,073 | 4,479,968 | 3,722,489 | 3,227,621 | 2,871,912 | 1,213,376 | 3,777,196 | 3,777,196 | 4,889,261 | 4,889,261 | 4,889,261 | 4,504,994 | 3,089,469 | 3,089,469 | 3,508,666 | 3,508,666 |
| Revenue | | 2,940,183 | 122,805 | 1,495,988 | 1,522,988 | 3,692,441 | 5,547,016 | 8,117,208 | 6,824,674 | 7,013,505 | 5,368,006 | 8,889,510 | 5,210,451 | 5,588,650 | 10,087,888 | 9,263,726 | 9,227,726 | 14,625,118 | 11,725,011 |
| Expenses | | 2,351,123 | 2,287,245 | 2,423,853 | 2,224,722 | 2,607,326 | 3,946,673 | 9,829,280 | 4,337,934 | 7,013,505 | 4,630,286 | 8,889,510 | 7,010,242 | 5,972,917 | 10,514,039 | 6,838,920 | 8,808,530 | 14,625,118 | 12,087,295 |
| IBNR | 218,875 | 60,940 | (40,455) | 15,890 | 57,435 | 1,598,696 | 1,930,732 | (3,129,538) | 33,340 | | | | | | | | | | |
| Estimated Ending Fund Balance | | 7,352,041 | 5,304,384 | 4,426,318 | 3,720,799 | 3,208,907 | 2,897,232 | 1,159,839 | 3,700,115 | 3,777,196 | 4,514,916 | 4,889,261 | 3,089,469 | 4,504,994 | 4,078,843 | 5,514,276 | 3,508,666 | 3,508,666 | 3,146,382 |
| | | 528,120 | (2,123,986) | (943,755) | (759,169) | (513,582) | (330,389) | (1,712,073) | 2,486,739 | 0 | 737,720 | (0) | (1,799,791) | (384,267) | (426,151) | 2,424,806 | 419,196 | (0) | (362,284) |
| Fund Balance Including IBNR | | | | | | | | | 3,700,115 | | 5,268,366 | | | 5,258,444 | | | | | |

| FUND 503 Risk Management<br>Revenues: | | 2013<br>Actual | 2014<br>Actual | 2015<br>Actual | 2016<br>Actual | 2017<br>Actual | 2018<br>Actual | 2019<br>Actual | 2020<br>Actual | 2021<br>Adopted | 2021<br>Actual | 2022<br>Adopted | 2022<br>Actual | 2022<br>Estimate | 2023<br>Adopted | 2023<br>YTD | 2023<br>Estimate | 2024<br>Proposed | 2024<br>Estimate |
|---|---|---|---|---|---|---|---|---|---|---|---|---|---|---|---|---|---|---|---|
| Charges for Services | | 2,818,790 | 27,728 | 1,415,950 | 1,452,269 | 3,316,939 | 1,972,306 | 4,065,531 | 4,375,335 | 5,409,353 | 5,294,580 | 5,398,650 | 5,234,327 | 5,398,650 | 6,016,964 | 9,158,400 | 9,122,400 | 11,630,011 | 11,630,011 |
| Other Revenue | | 121,393 | 95,077 | 80,038 | 70,718 | 92,778 | 173,881 | 366,293 | 1,055,504 | 200,000 | 73,426 | 200,000 | (23,876) | 190,000 | 175,000 | 105,326 | 105,326 | 100,000 | 95,000 |
| Misc-Hurr Insur Proceeds | | | | | | 282,724 | 3,400,829 | 3,685,385 | 1,393,834 | | 0 | | 0 | | | 0 | | | |
| Less 5% | | | | | | | | | | (10,000) | | (10,000) | | | (8,750) | | | (5,000) | |
| **Subtotal** | | 2,940,183 | 122,805 | 1,495,988 | 1,522,988 | 3,692,441 | 5,547,016 | 8,117,208 | 6,824,674 | 5,599,353 | 5,368,006 | 5,588,650 | 5,210,451 | 5,588,650 | 6,183,214 | 9,263,726 | 9,227,726 | 11,725,011 | 11,725,011 |
| Fund Balance Forward | | | | | | | | | | 1,414,152 | | 3,300,860 | | | 3,904,674 | | | 2,900,107 | 0 |
| **Total** | | **2,940,183** | **122,805** | **1,495,988** | **1,522,988** | **3,692,441** | **5,547,016** | **8,117,208** | **6,824,674** | 7,013,505 | **5,368,006** | 8,889,510 | 5,210,451 | 5,588,650 | 10,087,888 | 9,263,726 | 9,227,726 | 14,625,118 | 11,725,011 |
| **Appropriations:** | | | | | | | | | | | | | | | | | | | |
| Loss Control | 05102 | 40,816 | 64,245 | 34,720 | 71,676 | 87,927 | 82,169 | 87,679 | 193,051 | 300,737 | 133,806 | 895,235 | 823,497 | 603,023 | 1,293,718 | 443,505 | 1,229,032 | 845,715 | 841,382 |
| Risk Mgmt Admin | 08501 | 199,442 | 261,621 | 266,383 | 210,197 | 295,917 | 416,687 | 354,341 | 376,697 | 405,340 | 318,558 | 420,417 | 433,330 | 399,396 | 502,290 | 278,180 | 477,176 | 669,806 | 636,316 |
| Insurance | 08502 | 1,763,244 | 1,742,329 | 1,859,426 | 1,740,633 | 1,883,594 | 2,400,002 | 2,778,322 | 3,125,084 | 3,250,440 | 3,326,267 | 4,063,050 | 4,395,669 | 4,138,528 | 6,464,879 | 5,873,195 | 6,413,572 | 9,310,589 | 9,310,589 |
| Claims | 08503 | 208,818 | 112,924 | 246,244 | 226,681 | 1,905,615 | 2,125,637 | (2,748,478) | 502,408 | 635,000 | 717,935 | 1,135,000 | 1,224,027 | 698,250 | 725,000 | 244,040 | 688,750 | 735,000 | 735,000 |
| Asserted Claims | 08504 | | | | | | | | | 1,000,000 | | 1,000,000 | | | 250,000 | | | 1,000,000 | 0 |
| KW Courthouse Repair | 08505 | 70,979 | 1,288 | 0 | | | | | | | | | | | | | | | |
| Hurricane | 08506 | | | | | | 342,357 | 500,924 | 6,975 | | | | | | | | | | |
| **Subtotal-Operating** | | **2,283,297** | **2,182,407** | **2,406,773** | **2,249,187** | **4,173,052** | **5,366,852** | **972,788** | **4,204,214** | **5,591,517** | **4,496,566** | **7,513,702** | **6,876,522** | **5,839,197** | **9,235,887** | **6,838,920** | **8,808,530** | **12,561,110** | **11,523,287** |
| Cash Balance 85541-590991 | | | | | | | | | | 1,000,000 | | 1,000,000 | | | 559,871 | | | 1,500,000 | |
| Lloyds | | | | | | | | | | | | | | | | | | | |
| Transfer Out to 125 86520-590125 | | | | | | | 510,553 | 7,568,985 | | | | | | | | | | | |
| Transfer Out to 101 86520-590101 | | | | | | | | | | | | | | | | | | | |
| Transfer Out to 403 86520-590403 | | | | | | | | 1,147,024 | | | | | | | | | | | |
| Transfer Out to 414 86520-590414 | | | | | | | | 6,763 | | | | | | | | | | | |
| Transfer Out to 503 86520-590503 | | | | | | | | 133,720 | | | | | | | | | | | |
| Transfers Out 86520-590910 | | 64,383 | 64,383 | 32,970 | 32,970 | 32,970 | | | 133,720 | 133,720 | 133,720 | 133,720 | 133,720 | 133,720 | 158,410 | | 0 | 133,720 | 133,720 |
| Contingency 85541-590990 | | | | | | | | | | 288,268 | | 242,088 | | | 559,871 | | 0 | 430,288 | 430,288 |
| Reserves 85541-590995 | | | | | | | | | | | | | | | | | | | |
| **Subtotal-Other Uses** | | 64,383 | 64,383 | 32,970 | 32,970 | 32,970 | 510,553 | 8,856,492 | 133,720 | 1,421,988 | 133,720 | 1,375,808 | 133,720 | 133,720 | 1,278,152 | 0 | 0 | 2,064,008 | 564,008 |
| **Total** | | **2,412,063** | **2,246,790** | **2,439,743** | **2,282,157** | **4,206,022** | **5,877,405** | **9,829,280** | **4,337,934** | **7,013,505** | **4,630,286** | **8,889,510** | **7,010,242** | **5,972,917** | **10,514,039** | **6,838,920** | **8,808,530** | **14,625,118** | **12,087,295** |
| | | 528,120 | (2,123,986) | (943,755) | (759,169) | (513,582) | (330,389) | (1,712,073) | 2,486,739 | 0 | 737,720 | 0 | (1,799,791) | (384,267) | (426,151) | 2,424,806 | 419,196 | (0) | (362,284) |

| | |
|---|---|
| | 13,125,118 |
| 3 months | **3,281,280** |

# Fund 504:

# Fleet Management Fund

**MONROE COUNTY, FLORIDA - BOARD OF COUNTY COMMISSIONERS**
**BUDGETED REVENUE ANALYSIS**
**FLEET MANAGEMENT FUND 504**
**FOR THE BUDGET YEAR ENDING SEPTEMBER 30, 2024**

**6/28/2023 14:24**

| **Revenues:** | **Fiscal Year 2024 Proposed Budget** | **Fiscal Year 2023 Estimated** | **Fiscal Year 2023 YTD** | **Fiscal Year 2023 Adopted Budget** | **Fiscal Year 2022 Actual** | **Fiscal Year 2022 Adopted Budget** | **Fiscal Year 2021 Actual** | **Fiscal Year 2021 Adopted Budget** | **Fiscal Year 2020 Actual** | **Fiscal Year 2019 Actual** | **Fiscal Year 2018 Actual** | **Fiscal Year 2017 Actual** | **Fiscal Year 2016 Actual** | **Fiscal Year 2015 Actual** | **Fiscal Year 2014 Actual** | **Fiscal Year 2013 Actual** | **Fiscal Year 2012 Actual** | **Fiscal Year 2011 Actual** |
|---|---|---|---|---|---|---|---|---|---|---|---|---|---|---|---|---|---|---|
| Bill to General Fund | 1,253,220 | 1,098,683 | 980,199 | 1,110,950 | 981,621 | 992,581 | 899,452 | 924,150 | 927,258 | 771,777 | 550,700 | 714,596 | 697,092 | 699,226 | 709,535 | 705,728 | 682,182 | 621,195 |
| Bill to Fine and Forfeiture | 183,916 | 155,667 | 126,657 | 150,986 | 126,155 | 122,362 | 116,971 | 113,315 | 44,534 | 34,998 | 22,137 | 27,940 | 28,455 | 30,654 | 36,672 | 36,804 | 40,404 | 38,785 |
| Bill to Road and Bridge | 1,060,442 | 959,860 | 956,771 | 995,150 | 956,664 | 991,837 | 864,819 | 894,827 | 963,812 | 783,366 | 546,322 | 705,044 | 692,629 | 711,817 | 741,250 | 761,202 | 735,605 | 686,355 |
| Bill to Grant Fund | | | | | | 0 | | 0 | 0 | 688 | 1,246 | 1,365 | 2,330 | 4,270 | 4,223 | 2,980 | 4,786 | 7,657 |
| Bill to F & A Dist 1 | 6,000 | 4,158 | 1,126 | 6,000 | 4,158 | 6,000 | 6,472 | 6,000 | 17,193 | 10,284 | 9,154 | 8,280 | 8,212 | 9,653 | 12,106 | 15,346 | 24,390 | 21,609 |
| Bill to Upper Keys Trauma | | | | | | 0 | | 0 | 0 | | 0 | 0 | | 0 | 0 | 0 | | 0 |
| Bill to Uninc Parks & Rec | 192,780 | 229,031 | 230,511 | 229,031 | 227,912 | 217,171 | 190,171 | 184,287 | 141,740 | 117,022 | 81,378 | 106,697 | 101,824 | 102,890 | 130,499 | 133,591 | 130,294 | 116,436 |
| Bill to Planning, Building, Zon | 135,076 | 126,766 | 96,348 | 130,881 | 110,207 | 113,785 | 93,810 | 105,825 | 104,841 | 86,155 | 73,081 | 83,787 | 83,953 | 94,274 | 107,538 | 98,093 | 103,682 | 104,989 |
| Bill to Boating Improvement 157 | | | | 200 | | 200 | | 200 | 40 | 4,353 | 2,956 | 4,120 | 4,080 | 5,674 | 6,183 | 5,787 | 5,722 | 1,114 |
| Bill to Environmental Restoration | 16,867 | 11,413 | 8,926 | 12,040 | 9,696 | 10,229 | 7,870 | 10,262 | 8,684 | 7,578 | 4,470 | 5,751 | 6,271 | 7,104 | 7,280 | 5,503 | 7,716 | 5,079 |
| Bill to Building Fund | 116,904 | 117,260 | 109,188 | 117,260 | 95,884 | 85,394 | 89,179 | 96,325 | 67,082 | 60,608 | 47,591 | 50,111 | 49,171 | 51,706 | 60,413 | 56,397 | 59,423 | 50,573 |
| Bill to One Cent Infrastructure | 47,086 | 39,651 | 34,588 | 46,159 | 36,863 | 42,914 | 38,433 | 46,457 | 19,107 | 17,192 | 14,775 | 16,116 | 14,270 | 14,494 | 10,587 | 10,073 | 8,332 | 9,706 |
| Bill to Card Sound Bridge | 98,390 | 102,749 | 95,805 | 95,613 | 107,795 | 100,308 | 78,321 | 76,562 | 178,597 | 140,822 | 95,949 | 126,732 | 124,070 | 122,136 | 101,970 | 79,780 | 73,757 | 57,165 |
| Bill to Marathon Airport | 176,233 | 152,336 | 150,730 | 152,336 | 104,262 | 101,630 | 118,348 | 122,577 | 58,461 | 48,776 | 35,634 | 42,866 | 40,944 | 46,931 | 47,234 | 36,385 | 38,708 | 32,820 |
| Bill to Key West Airport | 5,000 | 4,163 | 52 | 5,000 | 8,704 | 10,455 | 71,800 | 77,227 | 50,532 | 43,130 | 36,811 | 37,631 | 37,005 | 43,634 | 45,485 | 34,935 | 39,284 | 30,276 |
| Bill to Environment MSD | 253,327 | 243,060 | 230,679 | 243,273 | 220,533 | 220,726 | 201,843 | 206,192 | 239,855 | 196,508 | 134,957 | 176,491 | 175,564 | 174,547 | 151,440 | 121,444 | 110,967 | 98,631 |
| Bill to Worker's Compensation | 500 | | 81 | 500 | | 500 | 488 | 1,000 | 2,415 | 351 | 295 | 376 | 404 | 874 | 1,298 | 1,333 | 1,294 | 1,919 |
| Bill to Risk Mgmt. | 7,068 | 20,988 | 20,988 | 3,816 | 3,990 | 3,491 | 13,052 | 6,010 | 13,389 | 16,961 | 11,910 | 7,423 | 12,402 | 742 | 1,204 | 7,760 | 1,242 | 1,919 |
| Bill to Sheriff Services | 894,418 | 913,513 | 890,784 | 939,282 | 756,563 | 777,905 | 719,781 | 719,781 | 642,783 | 525,560 | 525,560 | 490,962 | 481,713 | 521,004 | 566,006 | 567,761 | 690,016 | 645,016 |
| Quasi External Vehicle Repair Rev | 65,000 | 35,000 | 29,072 | 65,000 | 25,738 | 23,383 | 19,569 | 23,383 | 13,744 | 11,845 | 16,646 | 19,360 | 27,007 | 24,398 | 12,877 | 18,106 | 34,272 | 36,716 |
| Quasi External Fuel Charge Rev | | 95,000 | 77,711 | 95,000 | 120,108 | 100,000 | 95,469 | 120,000 | 78,031 | 119,384 | 125,516 | 90,894 | 95,429 | 120,721 | 132,673 | 147,729 | 161,397 | 194,399 |
| Bill to Central Services 504 | 110,499 | 102,652 | 100,041 | 102,652 | 32,420 | 11,000 | 12,494 | 11,000 | 7,765 | 10,943 | 9,365 | 5,436 | 4,639 | 7,037 | 8,789 | 12,420 | 11,609 | 8,895 |
| State Shared: Transportation Fuel Use | | | | | | | 4,370 | | | | | | | | | | | |
| **Subtotal Charges Vehicle & Fuel** | **4,622,726** | **4,411,950** | **4,140,256** | **4,501,129** | **3,929,273** | **3,931,871** | **3,642,712** | **3,745,380** | **3,579,864** | **3,008,301** | **2,346,454** | **2,721,976** | **2,687,463** | **2,793,785** | **2,895,261** | **2,859,158** | **2,965,082** | **2,771,254** |
| **Investment Income** | **10,000** | **75,000** | **68,027** | **10,000** | **(24,531)** | **10,000** | **8,869** | **10,000** | **82,480** | **102,396** | **30,829** | **20,527** | **11,344** | **8,733** | **6,772** | **7,290** | **9,546** | **13,642** |
| **Disposition of Fixed Assets** | 0 | 0 | 0 | 0 | 5,829 | 0 | 518,403 | 0 | | | **1,091** | **0** | **1,563** | **1,300** | | | **5,177** | **1,283** |
| **Contrib & Don Fm Priv So** | 0 | 0 | 0 | 0 | 0 | 0 | | 0 | | | | | | | | | | |
| **Miscellaneous Revenue** | **0** | **55,000** | **53,934** | **0** | **44,425** | **0** | **6,252** | **0** | **0** | **108** | | | | **89,979** | **4,215** | **3,658** | **4,982** | **927** |
| **Subtotal Revenues** | **4,632,726** | **4,541,950** | **4,262,217** | **4,511,129** | **3,954,996** | **3,941,871** | **4,176,236** | **3,755,380** | **3,662,344** | **3,110,806** | **2,378,373** | **2,742,504** | **2,700,370** | **2,893,797** | **2,906,248** | **2,870,106** | **2,984,787** | **2,787,106** |
| **Non-Operating Sources (FB)** | 1,941,509 | | | 1,248,079 | | 859,089 | | 1,010,066 | | | | | | | | | | |
| **(LESS 5% Florida Statute)** | (500) | | | (500) | | (500) | | (500) | | | | | | | | | | |
| | **6,573,735** | **4,541,950** | **4,262,217** | **5,758,708** | **3,954,996** | **4,800,460** | **4,176,236** | **4,764,946** | **3,662,344** | **3,110,806** | **2,378,373** | **2,742,504** | **2,700,370** | **2,893,797** | **2,906,248** | **2,870,106** | **2,984,787** | **2,787,106** |

**FUND 504 Fleet Management- Fund Balance Calculation**

| Fiscal Year | 2012 | 2013 | 2014 | 2015 | 2016 | 2017 | 2018 | 2019 | 2020 | 2021 | 2021 | 2022 | 2022 | 2023 | 2023 | 2023 | 2024 | 2024 |
|---|---|---|---|---|---|---|---|---|---|---|---|---|---|---|---|---|---|---|
| 6/28/23 2:24 PM | Actual | Actual | Actual | Actual | Actual | Actual | Actual | Actual | Actual | Adopted | Actual | Adopted | Actual | Adopted | YTD | Estimate | Proposed | Estimate |
| **Audited Fund Bal Prior Year** | 1,209,612 | 1,512,096 | 1,723,952 | 2,116,429 | 2,483,992 | 2,760,987 | 2,933,034 | 2,434,746 | 2,173,400 | 2,215,106 | 2,215,106 | 2,048,733 | 3,107,979 | 2,346,317 | 2,662,012 | 2,662,012 | 2,428,301 | 2,428,301 |
| **Revenues** | 2,984,787 | 2,870,106 | 2,906,248 | 2,893,797 | 2,700,370 | 2,742,504 | 2,378,373 | 3,110,806 | 3,662,344 | 4,764,946 | 4,176,236 | 4,800,460 | 3,949,167 | 5,758,708 | 4,262,217 | 4,541,950 | 6,573,735 | 4,509,044 |
| Expenses | 2,776,404 | 2,742,678 | 2,670,915 | 2,538,959 | 2,594,671 | 2,699,415 | 2,717,153 | 3,516,519 | 3,877,049 | 4,764,946 | 3,283,363 | 4,800,460 | 4,395,134 | 5,758,708 | 3,191,183 | 4,775,661 | 6,573,735 | 5,534,027 |
| **Estimated Ending Fund Balance** | 1,417,995 | 1,639,525 | 1,959,285 | 2,471,267 | 2,589,691 | 2,804,075 | 2,594,254 | 2,029,033 | 1,958,695 | 2,215,106 | 3,107,979 | 2,048,733 | 2,662,012 | 2,346,317 | 3,733,045 | 2,428,301 | 2,428,301 | 1,403,318 |
| Variance | 208,383 | 127,429 | 235,333 | 354,838 | 105,699 | 43,088 | (338,780) | (405,713) | (214,705) | 0 | 892,873 | 0 | (445,967) | 0 | 1,071,033 | (233,711) | 0 | (1,024,983) |

| **Revenues:** | 2012 Actual | 2013 Actual | 2014 Actual | 2015 Actual | 2016 Actual | 2017 Actual | 2018 Actual | 2019 Actual | 2020 Actual | 2021 Adopted | 2021 Actual | 2022 Adopted | 2022 Actual | 2023 Adopted | 2023 YTD | 2023 Estimate | 2024 Proposed | 2024 Estimate |
|---|---|---|---|---|---|---|---|---|---|---|---|---|---|---|---|---|---|---|
| Charges for Services | 2,965,082 | 2,859,158 | 2,895,261 | 2,793,785 | 2,687,463 | 2,721,976 | 2,346,454 | 3,008,301 | 3,579,864 | 3,745,380 | 3,642,712 | 3,931,871 | 3,929,273 | 4,501,129 | 4,140,256 | 4,411,950 | 4,622,726 | 4,484,044 |
| Interest | 9,546 | 7,290 | 6,772 | 8,733 | 11,344 | 20,527 | 30,829 | 102,396 | 82,480 | 10,000 | 8,869 | 10,000 | (24,531) | 10,000 | 68,027 | 75,000 | 10,000 | 15,000 |
| Other Revenue | 10,159 | 3,658 | 4,215 | 91,279 | 1,563 | 0 | 1,091 | 108 | | | 524,655 | | 44,425 | 0 | 53,934 | 55,000 | 0 | 10,000 |
| Less 5% | | | | | | | | | | (500) | | (500) | | (500) | | | (500) | |
| Fund Bal Fwd | | | | | | | | | | 1,010,066 | | 859,089 | | 1,248,079 | | | 1,941,509 | |
| **Total** | **2,984,787** | **2,870,106** | **2,906,248** | **2,893,797** | **2,700,370** | **2,742,504** | **2,378,373** | **3,110,806** | **3,662,344** | 4,764,946 | **4,176,236** | 4,800,460 | 3,949,167 | **5,758,708** | 4,262,217 | 4,541,950 | 6,573,735 | 4,509,044 |
| **Appropriations:** | | | | | | | | | | | | | | | | | | |
| Operating Admin 23501 | 1,161,629 | 1,180,538 | 1,097,369 | 1,175,160 | 1,337,734 | 1,459,446 | 1,318,986 | 1,747,613 | 2,063,474 | 2,237,881 | 2,202,336 | 2,650,165 | 2,695,110 | 2,969,406 | 2,211,621 | 2,969,406 | 3,746,112 | 3,671,190 |
| Operating Fuel 23502 | 645,543 | 636,023 | 639,532 | 460,931 | 377,294 | 399,102 | 500,678 | 485,591 | 474,436 | 752,871 | 453,012 | 750,388 | 518,147 | 752,160 | 319,066 | 526,512 | 777,119 | 543,983 |
| Operating Operations 23503 | 500,756 | 470,056 | 477,954 | 535,108 | 511,883 | 473,107 | 529,730 | 563,876 | 546,200 | 812,968 | 628,014 | 407,464 | 652,438 | 1,085,546 | 660,496 | 750,304 | 1,052,553 | 789,415 |
| WW Upgrade 20541 | | 0 | | | | | | | | | | | | | | | | |
| Cash Balance 85542 | | | | | | | | | | 231,787 | | 313,004 | | 272,157 | | | 318,512 | 0 |
| Transfers Out 86507 | | | | | | | | 190,000 | 263,500 | | | | | | | | | |
| Transfers Out 86507 | 468,476 | 456,060 | 456,060 | 367,760 | 367,760 | 367,760 | 367,760 | 529,439 | 529,439 | 529,439 | 0 | 529,439 | 529,439 | 529,439 | | 529,439 | 529,439 | 529,439 |
| Contingency 85542 | | | | | | | | | | 200,000 | | 150,000 | | 150,000 | | | 150,000 | 0 |
| Reserves 85542 | | | | | | | | | | | | | | | | | | |
| **Total** | **2,776,404** | **2,742,678** | **2,670,915** | **2,538,959** | **2,594,671** | **2,699,415** | **2,717,153** | **3,516,519** | **3,877,049** | 4,764,946 | **3,283,363** | 4,800,460 | 4,395,134 | 5,758,708 | 3,191,183 | 4,775,661 | 6,573,735 | 5,534,027 |
| Variance | 208,383 | 127,429 | 235,333 | 354,838 | 105,699 | 43,088 | (338,780) | (405,713) | (214,705) | 0 | 892,873 | 0 | (445,967) | 0 | 1,071,033 | (233,711) | (0) | (1,024,983) |

# Fund 610:

# Fire & EMS LOSAP Trust Fund

**MONROE COUNTY, FLORIDA - BOARD OF COUNTY COMMISSIONERS**
**BUDGETED REVENUE ANALYSIS**
**LOSAP FIRE & EMS - FUND 610**
**FOR THE BUDGET YEAR ENDING SEPTEMBER 30, 2024**

| 7/5/2023 14:01 | Fiscal Year 2024 Proposed Budget | Fiscal Year 2023 Estimated Actual | Fiscal Year 2023 YTD | Fiscal Year 2023 Adopted Budget | Fiscal Year 2022 Actual | Fiscal Year 2022 Adopted Budget | Fiscal Year 2021 Actual | Fiscal Year 2021 Adopted Budget | Fiscal Year 2020 Actual | Fiscal Year 2019 Actual | Fiscal Year 2018 Actual | Fiscal Year 2017 Actual | Fiscal Year 2016 Actual | Fiscal Year 2015 Actual | Fiscal Year 2014 Actual |
|---|---|---|---|---|---|---|---|---|---|---|---|---|---|---|---|
| **Revenues:** | | | | | | | | | | | | | | | |
| **Investment Income** | 20,000 | 25,245 | 15,519 | 20,000 | (9,594) | 20,000 | 2,490 | 20,000 | 21,294 | 24,845 | 7,615 | 4,144 | 3,417 | 2,333 | 2,090 |
| Pension Fund Contrib | 27,000 | 0 | | 27,000 | | 27,000 | | 27,000 | 8,465 | 3,265 | 0 | 0 | 0 | 0 | 28,575 |
| **Other Misc. Revenue** | 27,000 | 0 | 0 | 27,000 | 0 | 27,000 | 0 | 27,000 | 8,465 | 3,265 | 24,448 | 36,940 | 39,899 | 0 | 28,575 |
| **Trsf fm Fire & Amb Fund 141** | | | | | | | | | | | | | | | |
| **Subtotal Revenues** | 47,000 | 25,245 | 15,519 | 47,000 | (9,594) | 47,000 | 2,490 | 47,000 | 29,759 | 28,110 | 32,063 | 41,084 | 43,316 | 2,333 | 30,665 |
| **Non-Operating Sources (FB)** | 20,850 | | | 20,850 | | 20,850 | | 20,850 | | | | | | | |
| **(LESS 5% Florida Statute)** | (2,350) | | | (2,350) | | (2,350) | | (2,350) | | | | | | | |
| **Total Fire & EMS L.O.S.A.P** | 65,500 | 25,245 | 15,519 | 65,500 | (9,594) | 65,500 | 2,490 | 65,500 | 29,759 | 28,110 | 32,063 | 41,084 | 43,316 | 2,333 | 30,665 |

**FUND 610 LOSAP FIRE & EMS, Fund Balance Calculation**

| 7/5/2023 14:01 | 2015 Actual | 2016 Actual | 2017 Actual | 2018 Actual | 2019 Actual | 2020 Actual | 2021 Adopted | 2021 Actual | 2022 Adopted | 2022 Actual | 2023 Adopted | 2023 YTD | 2023 Estimate | 2024 Proposed | 2024 Estimate |
|---|---|---|---|---|---|---|---|---|---|---|---|---|---|---|---|
| **Audited Fund Balance** CAFR | 866,332 | 865,892 | 868,647 | 873,782 | 869,044 | 858,819 | 850,784 | 850,784 | 819,770 | 819,770 | 802,740 | 777,986 | 777,986 | 755,863 | 755,863 |
| **Revenue** | 2,333 | 43,316 | 41,084 | 32,063 | 28,110 | 29,759 | 65,500 | 2,490 | 65,500 | (9,594) | 65,500 | 15,519 | 25,245 | 65,500 | 20,000 |
| **Expense** | 2,774 | 40,561 | 35,950 | 36,801 | 38,334 | 37,794 | 65,500 | 33,504 | 65,500 | 32,190 | 65,500 | 25,245 | 47,368 | 65,500 | 40,000 |
| **Estimated Ending Fund Balance** | 865,892 | 868,647 | 873,782 | 869,044 | 858,819 | 850,784 | 850,784 | 819,770 | 819,770 | 777,986 | 802,740 | 768,260 | 755,863 | 755,863 | 735,863 |
| | (440) | 2,756 | 5,134 | (4,738) | (10,224) | (8,035) | 0 | (31,014) | 0 | (41,784) | 0 | 9,726 | (22,123) | 0 | (20,000) |

| | | 2015 Actual | 2016 Actual | 2017 Actual | 2018 Actual | 2019 Actual | 2020 Actual | 2021 Adopted | 2021 Actual | 2022 Adopted | 2022 Actual | 2023 Adopted | 2023 YTD | 2023 Estimate | 2024 Proposed | 2024 Estimate |
|---|---|---|---|---|---|---|---|---|---|---|---|---|---|---|---|---|
| **Revenues:** | | | | | | | | | | | | | | | | |
| **Contributions** | (11500-530340) | - | 39,899 | 4,144 | 7,615 | 3,265 | 21,294 | 20,000 | - | 20,000 | | 20,000 | 15,519 | | 20,000 | - |
| **Other Revenue** | | 2,333 | 3,417 | 36,940 | 24,448 | 24,845 | 8,465 | 27,000 | 2,490 | 27,000 | (9,594) | 27,000 | - | 25,245 | 27,000 | 20,000 |
| **Transfers In** | | | | | | | | | | | | | | | | |
| **Less 5%** | | 0 | | | | | | (2,350) | | (2,350) | | (2,350) | | | (2,350) | |
| **Fund Bal Fwd** | | | | | | | | 20,850 | | 20,850 | | 20,850 | | | 20,850 | |
| **Total** | | 2,333 | 43,316 | 41,084 | 32,063 | 28,110 | 29,759 | 65,500 | 2,490 | 65,500 | (9,594) | 65,500 | 15,519 | 25,245 | 65,500 | 20,000 |
| **Appropriations:** | | | | | | | | | | | | | | | | |
| **Operating** | | | | | | | | | | | | | | | | |
| Losap Pension | 14500 | 28,320 | 31,050 | 31,200 | 32,025 | 33,570 | 37,794 | 38,000 | 28,740 | 38,000 | 32,190 | 38,000 | 25,245 | 37,868 | 38,000 | 35,000 |
| Losap Admin | 14501 | (25,547) | 9,511 | 4,750 | 4,776 | 4,764 | - | 10,000 | 4,764 | 10,000 | | 10,000 | | 9,500 | 10,000 | 5,000 |
| Cash Balance | 85571 | | | | | | | 11,000 | | 11,000 | | 11,000 | | | 11,000 | |
| Transfers Out | | | | | | | | | | | | | | | | |
| Contingency | 85571 | | | | | | | 6,500 | | 6,500 | | 6,500 | | | 6,500 | |
| **Total** | | 2,774 | 40,561 | 35,950 | 36,801 | 38,334 | 37,794 | 65,500 | 33,504 | 65,500 | 32,190 | 65,500 | 25,245 | 47,368 | 65,500 | 40,000 |

| | | | | | | | | | | | | | | |
|---|---|---|---|---|---|---|---|---|---|---|---|---|---|---|
| (440) | 2,756 | 5,134 | (4,738) | (10,224) | (8,035) | 0 | (31,014) | 0 | (41,784) | 0 | (9,726) | (22,123) | 0 | (20,000) |


MONROE COUNTY
18 23
SOUTHERNMOST COUNTY IN THE UNITED STATES

# RECOMMENDATIONS
# MONROE COUNTY FUNDING

## FOR
# HEALTH AND HUMAN SERVICES PROVIDERS

## FY 2024

# TABLE OF CONTENTS


Monroe County Human Services Funding Overview

- BOCC Funding Human Services FY2024.....p. 2
- BOCC Funding Human Services 5-Year Budget Trend.....p. 2

Human Services Advisory Board (HSAB) Review.....p. 3

HSAB Award Recipients' Housing Assistance to the Homeless/Disadvantaged with Mental and/or Substance Use Disorders.....p. 4

Human Services Advisory Board (HSAB) Funding:

- HSAB Recommendations FY2024.....p. 5
- HSAB Five-Year Award History.....p. 5

BOCC Direct Line-Item Funding:FY2024 & 5-Year History...p. 6

Substance Abuse Mental Health (Baker Act) Funding .....p. 7

- Jail In-house Substance Abuse Treatment Program (JIP).....p. 7

Human Service Agency Allocations (Discretionary & Non-discretionary):

- Individual Agency Allocations FY2024.....p. 8
- Individual Agency Allocations 5-Year Budget History.....p. 8

BOCC Direct Line-Item Agency Requests (Discretionary) & Required Local Match (Non-discretionary) .....p. 9

# MONROE COUNTY HUMAN SERVICES FUNDING OVERVIEW

- Monroe County Board of County Commissioners (BOCC) has 3 approaches for providing funding from ad valorem taxes to not-for-profit organizations that provide health and human services focused on improving the overall quality of life of the residents of Monroe County:
  - Through the Human Services Advisory Board (HSAB)
  - BOCC Direct Line-Item (Discretionary) funding
  - Through Substance Abuse Mental Health (SAMH)/Baker Act (Non-Discretionary) funding
    - Jail In-House Substance Abuse Treatment Program (JIP)
- FY2024 Proposed total funding for not-for-profit human services: $3,501,745
- The funding amount in each category for FY2024:
  - HSAB: $2,203,225 (30 organizations)
  - BOCC Direct Line-Item: $175,797
  - SAMH/Baker Act: $818,291 *estimated*
    - Jail In-House Substance Abuse Treatment Program (JIP): $304,432 *estimated*

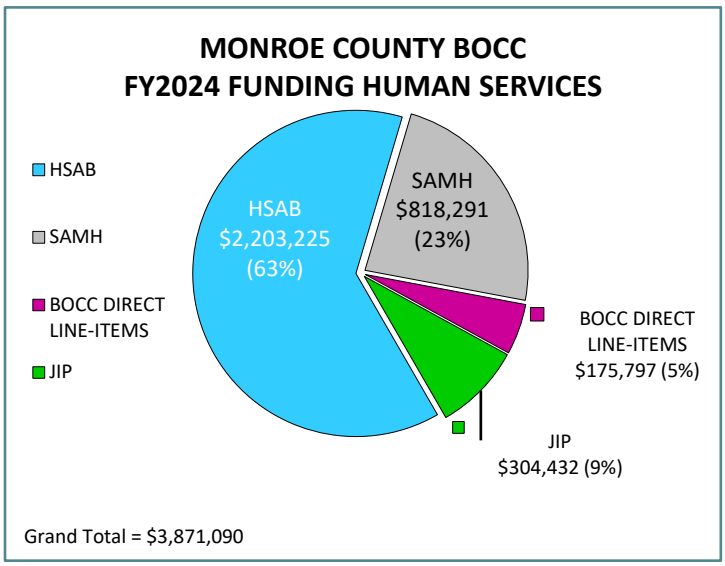


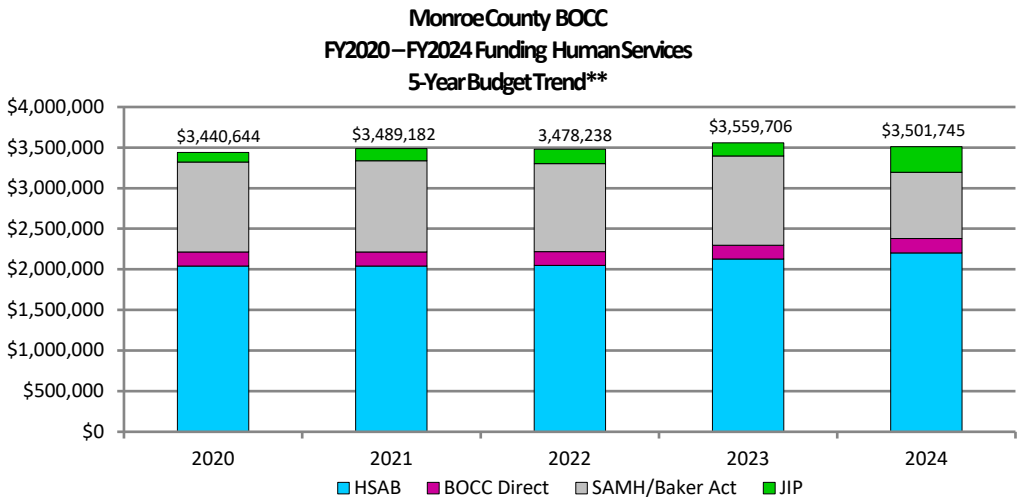

# HUMAN SERVICES ADVISORY BOARD (HSAB)

## BACKGROUND

- The Human Services Advisory Board (HSAB) is charged with making recommendations to the Board of County Commissioners (BOCC) regarding the distribution of funding for health and human services among individual organizations. Each year the BOCC determines an amount of funding to designate for the HSAB. The five members of the HSAB are each appointed by a County Commissioner.
- The HSAB typically meets in the first quarter of the calendar year to begin the funding cycle. Applications are required from all organizations requesting funds. The HSAB reviews all applications and meets again during the funding cycle to discuss the merits of the requests and to make its funding recommendations to the BOCC. The recommendations are reviewed and approved by the BOCC as part of the annual budget process.
- The HSAB prioritizes funding for organizations that use HSAB funds to leverage outside funding, do not duplicate existing services, demonstrate need for services and demonstrate sound financial management.
- Applicant organizations must provide services in one of three categories:
    1. Medical Services: Medical, mental, and dental care for the economically disadvantaged.
    2. Core Social Services: Essential services such as food, clothing, or housing; emergency disaster relief; family violence issues; and adult and child daycare.
    3. Quality of Life Improvement Services: Services provided to improve the quality of life for individuals or the community such as educational, preventative, training, recreational and cultural services, etc.

## FIVE-YEAR FUNDING HISTORY

- FY2020: The approved amount of funding for FY2020 budget is $2,040,000; includes a 2% cost-of-living adjustment (COLA). The Human Services Advisory Board recommended funding for 26 not-for-profit organizations.
- FY2021: The proposed amount of funding for FY2021 budget is $2,040,000. The Human Services Advisory Board recommended funding for 28 not-for-profit organizations.
- FY2022: Rolled forward $10,000 in funding due to an organization rescinding FY2021 HSAB contract. FY2022 Budget $2,050,000 ($2,040,0000 + $10,000). The Human Services Advisory Board recommended funding for 31 not-for-profit organizations.
- FY2023: Requesting $2,126,300 for FY2024, a 4.23% increase to the HSAB budget. The Human Services Advisory Board recommended funding for 26 not-for-profit organizations.
- FY2024: The proposed amount of funding for FY2024 budget is $2,203,225; includes a 3.62% adjustment. The Human Services Advisory Board recommended funding for 30 not-for-profit organizations.

## HSAB Funds that support learning, training and development programs linked to disadvantaged residents of Monroe County

**A Positive Step Monroe County (APSMC)** services grew to include its Southernmost Fatherhood Initiative program that focuses on the root causes and needs of absent fathers and the crucial role they play in their children's growth, development, safety and wellbeing.



The agency's ultimate goal is to improve the domestic stability of fathers, empower fathers with education and knowledge, and strengthen families by improving parenting skills and increasing economic stability.

As part of the National Fatherhood Initiative, A Positive Step Monroe County expanded its focus in serving highest risk kids and their families by offering a voice for absent fathers. When a father is not involved in a child's life, research shows that children are more likely to be poor, become involved in substance abuse, drop out of school, and suffer from health and emotional problems.

Within the framework of this initiative APSMC offers a range of services to target the multiple aspects of responsible fatherhood that include:

• curriculum-based responsible fatherhood education • parental, relationship, communication, anger management and domestic violence prevention skills training • employment services • educational support services (GED attainment, OSHA certification, CDL preparation) • child support intermediation • referral and linkage to community-based agencies to meet basic needs.



For nearly 40 years **Literacy Volunteers of America – Monroe County** has provided free, confidential, one-to-one and small group literacy instruction to Monroe County residents who read and write in English below a 5th grade level.

The agency operates two main programs:
Basic READ and
ESL (English as a Second Language)



LVA's Basic READ program is designed for individuals who read and write at below 5th grade level, and the ESL program is tailored to the needs of new speakers of English that teaches conversational English as well as reading and writing.

Under the umbrella of ESL, Literacy Volunteers offers The Hospitality Program – Workplace English for housekeepers, food service and maintenance staff on property at Key West hotels and motels.

**The Monroe Association for ReMARCable Citizens (MARC)** provides numerous services for their clients. These services are designed to ensure that each client receives training and support that enhances his or her individual abilities to understand daily community routines and learn social, self-care, vocational skills. Other services provide medical and therapeutic supervision and help to increase a client's ability do develop friendships with non-disabled persons.

Through its supportive employment MARC helps their clients live their best lives. Their clients work throughout the community at places like Fausto's Food Palace, Publix, Dairy Queen, and Naval Air Station Key West.

MARC's Horticulture program is one of the more unique aspects of their Adult Training Program. The clients work directly growing plants from seedlings, repotting, and trimming them as they grow. MARC has an organic garden, and the clients grow fruit, vegetables, and herbs – some of which are used in the daily offering of the Rainbow Café



and some which are sold in the Plant Store. The Clients also work in the Plant Store, tagging and moving new inventory as well as watering and taking care of plants.

## HSAB FUNDING: Award History & HSAB Recommendations for FY2024

| FUNDING CATEGORY/Agency Name | 2020 | 2021 | 2022**** | 2023 | 2024 |
|---|---|---|---|---|---|
| **MEDICAL SERVICES** | | | | | |
| A.H. of Monroe | $89,500 | $87,500 | $95,000 | $100,000 | $100,000 |
| Autism Society of the Keys *(Moved from Quality of Life)* ** | $39,500 | $40,000 | $40,000 | $45,000 | $45,000 |
| Dr. Jose Sanchez Lions Eye Clinc | Did Not Apply | Did Not Apply | $5,000 | Did Not Apply | Did Not Apply |
| Fla. Keys Area Health Education Ctr. (AHEC) | $114,500 | $120,000 | $130,000 | $198,000 | $198,000 |
| Fla. Keys Healthy Start Coalition | $74,500 | $75,000 | $80,000 | $109,500 | $109,500 |
| Good Health Clinic | $99,500 | $105,000 | $60,000 | $105,600 | $105,600 |
| Chapters Health Hospice Keys | Did Not Apply | Did Not Apply | Did Not Apply | Did Not Apply | $39,175 |
| Womankind | $159,500 | $160,000 | $155,000 | $167,200 | $167,200 |
| **Total Medical Services** | **$577,000** | **$587,500** | **$565,000** | **$725,300** | **$764,475** |
| **CORE SERVICES** | | | | | |
| Burton Memorial UMC | $9,500 | $15,000 | $15,000 | $15,000 | $15,000 |
| Domestic Abuse Shelter | $79,500 | $80,000 | $80,000 | $90,000 | $90,000 |
| Florida Keys Children's Shelter | $184,500 | $185,000 | $150,000 | $150,000 | $150,000 |
| Florida Keys Outreach Coalition (FKOC) | $109,500 | $109,000 | $110,000 | $110,000 | $110,000 |
| Grace Jones Day Care Center | $59,500 | $60,000 | $70,000 | $60,000 | $60,000 |
| Heart of the Keys/Marathon Rec Center | $39,500 | $35,000 | $50,000 | $50,000 | $50,000 |
| Independence Cay Transitional Housing | $29,500 | $28,000 | $30,000 | $35,000 | $35,000 |
| Keys Area Interdenominational Resources (KAIR) | $29,500 | $35,000 | $30,000 | $35,000 | $35,000 |
| Kids Come First in the Fla. Keys | $39,500 | $30,000 | $30,000 | Did Not Apply | $31,250 |
| Marathon New Life Assembly of God/Kreative Kids | Did Not Apply | $11,000 | $25,000 | Did Not Apply | $15,000 |
| Monroe Assoc for ReMARCable Citizens (MARC) | $199,500 | $200,000 | $200,000 | $205,000 | $205,000 |
| Samuel's House | $109,500 | $105,000 | $105,000 | $120,000 | $120,000 |
| Southernmost Homeless Assistance League (SHAL) | $9,500 | $10,000 | Did Not Apply | Did Not Apply | Did Not Apply |
| Star of the Sea Foundation (SOS) | $99,500 | $95,000 | $100,000 | $85,000 | $85,000 |
| UMC/Hearts, Hammers and Hands | Did Not Apply | Did Not Apply | $10,500 | Did Not Apply | Did Not Apply |
| Voices for Florida Keys Children | $17,500 | $17,000 | $17,000 | $17,000 | Did Not Apply |
| Wesley House | $164,500 | $157,500 | $157,500 | $113,000 | $113,000 |
| **Total Core Services** | **$1,180,500** | **$1,172,500** | **$1,180,000** | **$1,085,000** | **$1,114,250** |
| **QUALITY OF LIFE SERVICES** | | | | | |
| A Positive Step | Did Not Apply | Did Not Apply | $25,000 | $55,000 | $55,000 |
| Anchors Aweigh | $14,500 | $15,000 | $15,000 | $15,000 | $15,000 |
| Boys and Girls Club *(Moved from Core Svcs)* *** | $119,500 | $115,000 | $100,000 | $89,000 | $89,000 |
| Key West Community Sailing Center Inc. | Did Not Apply | $7,000 | Did Not Apply | Did Not Apply | Did Not Apply |
| Keys to Be the Change | $49,500 | $50,000 | $50,000 | $42,000 | $42,000 |
| Heron/GCC *(Moved from Core Svcs)* """ | $49,500 | $43,000 | $40,000 | $45,000 | $45,000 |
| Literacy Volunteers | $49,500 | $50,000 | $60,000 | $50,000 | $50,000 |
| Mark Sorensen Youth Sailing Program (MSYSP) | Did Not Apply | Did Not Apply | Did Not Apply | Did Not Apply | $6,000 |
| Ocean Dreams Cancer Healing Center a/k/a ODCHC | Did Not Apply | Did Not Apply | Did Not Apply | Did Not Apply | $2,500 |
| Special Olympics of Florida | Did Not Apply | Did Not Apply | $15,000 | $20,000 | $20,000 |
| **Total Quality of Life Services** | **$282,500** | **$280,000** | **$305,000** | **$316,000** | **$324,500** |
| **TOTAL HSAB Funding** | **$2,040,000** | **$2,040,000** | **$2,050,000** | **$2,126,300** | **$2,203,225** |

****The Human Service Organization changed service category; ****The BOCC allocated an organization's FY2021 unexpended balance ($10,000).*

## BOCC DIRECT LINE-ITEM FUNDING

Separate from the HSAB, there are organizations that receive funding directly from the BOCC. The funding cycle mirrors that of the HSAB, for all but the AARPs and the Older American Volunteer Program, with similar contracts, contract requirements and contract periods. Also, like the HSAB, their funding is approved by the BOCC as part of the annual budget approval process.

After changes made in FY2012 by the BOCC, the following organizations remain in the BOCC line-item category:

- AARPs and Older Americans Volunteer Program, which operate as county programs
- Monroe Council of the Arts Corporation d/b/a Florida Keys Council of the Arts, which administers the County's Arts in Public Places program and the Cultural Umbrella funding for the BOCC and the Tourist Development Council
- Historic Florida Keys Foundation, which provides professional staff for the County's Historic Preservation program
- There is a 10% local match required for the Community Transportation for the Disadvantaged (CTD) program, which is funded through a state grant to the Guidance/Care Center. As the grant amount may vary each year, the match amount does too.
  - FY2020: The Commission for the CTD program determined a Trip and Equipment Grant allocation of $412,248 for FY2020. The required (10%) local match is $41,225, a 13.9% decrease compared to FY2019.
  - FY2021: No change funding requests in FY2021
  - FY2022: Approximately 14.7% decrease in the required match for Community Transportation for the Disadvantaged program.
  - FY2023: The CTD program reflects 19.9% increase in the required local match for Community Transportation for the Disadvantaged (CTD) program due to additional State funding (Innovative Service Development Grant (ISD)) and 11% budget decrease for the AARP programs.
  - FY2024: Approximately 7.5% decrease in the required local match for CTD and ISD programs and 9.9% budget increase for the Florida Keys Council of the Arts program.

*All other Direct Line-item programs remain unchanged.*

| BOCC Direct Line-Item Funding | FY 20 | FY 21 | FY 22 | FY 23 | FY 24 |
|---|---|---|---|---|---|
| AARP Big Pine | $4,500 | $4,500 | $4,500 | $4,000 | $4,000 |
| AARP Lower Keys | $4,500 | $4,500 | $4,500 | $4,000 | $4,000 |
| AARP Middle Keys | $4,500 | $4,500 | $4,500 | $4,000 | $4,000 |
| AARP Upper Keys | $4,500 | $4,500 | $4,500 | $4,000 | $4,000 |
| Older American Volunteer Program | $500 | $500 | $500 | $500 | $500 |
| Florida Keys Council of the Arts | $79,900 | $79,900 | $79,900 | $79,900 | $87,800 |
| Historic Florida Keys Foundation | $32,450 | $32,450 | $32,450 | $32,450 | $32,450 |
| Guidance/Care Center - Community Transportation for the Disadvantaged | $41,225 | $41,225 | $35,181 | $42,198 | $39,047 |
| **Total BOCC Line-Items** | **$172,075** | **$172,075** | **$166,031** | **$171,048** | **$175,797** |

# SUBSTANCE ABUSE MENTAL HEALTH (SAMH) FUNDING

## SUBSTANCE ABUSE MENTAL HEALTH (BAKER ACT) FUNDING

- "Substance Abuse Mental Health" (SAMH) is a comprehensive category of mental health funding that includes Baker Act services. F.S. 394.76 requires a 25% local match for SAMH funding. Local match may be met by a variety of local revenue sources, of which the County is one. Counties have an obligation to participate in the local match to the extent that it makes up the difference between all other local revenue sources and the statutory requirement.
- Monroe County provides SAMH match funding to the Guidance/Care Center & Lower Keys Medical Center.
- Monroe County uses the Guidance/Care Center's (G/CC) most recent audited financial statements to calculate the County's portion of the local match required for Baker Act Services. Since the amount of funding and the other local revenue sources vary each year, the County understands its requirement may also fluctuate annually. *(Calculations for recommendations are attached.)*
- FY 2020: In order to maintain a similar level for SAMH services as in 2019, a 1% increase is requested for FY2020. The budget for the total JIP costs for FY 2020 budget is $317,499 a 5% increase over FY 2019, however, this year the County increased the amounts requested from RSAT and Byrne/JAG funding. Monroe County was awarded $133,334 in RSAT funding & $44,436 in Byrne/JAG funding leaving a balance of $117,559 to be funded by the BOCC.
- FY 2021: The JIP program is augmented by county administered RSAT & Byrne/JAG grants awarded by FDLE. This year there is a decrease in Byrne/JAG funding ($35,718) and the RSAT funding is currently unknown therefore the estimated budget request for the JIP program is $151,273*. The required local match for SAMH/DCRF increased by 1.8% ($877,500).
- FY 2022: The Jail In-House Program has a 1% decrease in the budget. The JIP budget is augmented by the award of the County Administered RSAT grant of $133,334.
- FY2024: A 26% decrease in the required match for SAMH Services/Designated Receiving Facility.
- FY2024: The required match for SAMH Services/Designated Receiving Facility is a 34% decrease in funding. The Jail In-House program did not receive grant funding for FY24. The budget for the total JIP costs is augmented by Opioid Settlement Funds of $78,000 received in FY2023.

## BAKER ACT TRANSPORTATION

- According to F.S. 394.462, each county must designate a single law enforcement agency within the county or contract on an annual basis with an emergency medical transport service or private transport company for transportation of Baker Act patients.
- Monroe County contracts with G/CC for this service. This is a vendor contract, so only services used are billed. This amount is based on the estimated cost to provide the required transportation services.

| SUBSTANCE ABUSE MENTAL HEALTH (SAMH) SERVICES | | | | | |
|---|---|---|---|---|---|
| **Provider** | **FY 20** | **FY 21** | **FY 22** | **FY 23** | **FY 24** |
| Guidance/Care Center (G/CC) *(formerly Baker Act)* and Designated Central Receiving Facility | $862,676 | $877,500 | $836,518 | $802,721 | $527,507 |
| G/CC - Baker Act Transportation | $165,000 | $165,000 | $165,000 | $213,315 | $207,450 |
| Lower Keys Medical Center (Baker Act Services) | $83,334 | $83,334 | $83,334 | $83,334 | $83,334 |
| **Total Funding for Baker Act & SAMH Services** | **$1,111,010** | **$1,125,834** | **$1,084,852** | **$1,099,370** | **$818,291** |

| Guidance/Care Center - Jail In-House Program (JIP) 5-Year History of Funding for JIP (Discretionary)* | | | | | |
|---|---|---|---|---|---|
| **Provider** | **FY 20** | **FY 21** | **FY 22** | **FY 23** | **FY 24** |
| G/CC - Jail In-House Program *(discretionary)* * | $117,559 | $151,273 | $177,355 | $162,988 | $304,432 |

*Funding is requested for JIP with the understanding that the BOCC may reduce the request for any federal and state grants obtained for the program.*

## MONROE COUNTY HUMAN SERVICES FUNDING FY 2020-2024

| FUNDING CATEGORY/Agency Name | 2020 | 2021 | 2022**** | 2023 | 2024 |
|---|---|---|---|---|---|
| **MEDICAL SERVICES** | | | | | |
| A.H. of Monroe | $89,500 | $87,500 | $95,000 | $100,000 | $100,000 |
| Autism Society of the Keys *(Moved from Quality of Life)* *** | $39,500 | $40,000 | $40,000 | $45,000 | $45,000 |
| Dr. Jose Sanchez Lions Eye Clinc | Did Not Apply | Did Not Apply | $5,000 | Did Not Apply | Did Not Apply |
| Fla. Keys Area Health Education Ctr. (AHEC) | $114,500 | $120,000 | $130,000 | $198,000 | $198,000 |
| Fla. Keys Healthy Start Coalition | $74,500 | $75,000 | $80,000 | $109,500 | $109,500 |
| Good Health Clinic | $99,500 | $105,000 | $60,000 | $105,600 | $105,600 |
| Chapters Health Hospice Keys | Did Not Apply | Did Not Apply | Did Not Apply | Did Not Apply | $39,175 |
| Womankind | $159,500 | $160,000 | $155,000 | $167,200 | $167,200 |
| **CORE SERVICES** | | | | | |
| Burton Memorial UMC | $9,500 | $15,000 | $15,000 | $15,000 | $15,000 |
| Domestic Abuse Shelter | $79,500 | $80,000 | $80,000 | $90,000 | $90,000 |
| Florida Keys Children's Shelter | $184,500 | $185,000 | $150,000 | $150,000 | $150,000 |
| Florida Keys Outreach Coalition (FKOC) | $109,500 | $109,000 | $110,000 | $110,000 | $110,000 |
| Grace Jones Day Care Center | $59,500 | $60,000 | $70,000 | $60,000 | $60,000 |
| Heart of the Keys/Marathon Rec Center | $39,500 | $35,000 | $50,000 | $50,000 | $50,000 |
| Independence Cay Transitional Housing | $29,500 | $28,000 | $30,000 | $35,000 | $35,000 |
| Keys Area Interdenominational Resources (KAIR) | $29,500 | $35,000 | $30,000 | $35,000 | $35,000 |
| Kids Come First in the Fla. Keys | $39,500 | $30,000 | $30,000 | Did Not Apply | $31,250 |
| Marathon New Life Assembly of God/Kreative Kids | Did Not Apply | $11,000 | $25,000 | Did Not Apply | $15,000 |
| Monroe Assoc for ReMARCable Citizens (MARC) | $199,500 | $200,000 | $200,000 | $205,000 | $205,000 |
| Samuel's House | $109,500 | $105,000 | $105,000 | $120,000 | $120,000 |
| Southernmost Homeless Assistance League (SHAL) | $9,500 | $10,000 | Did Not Apply | Did Not Apply | Did Not Apply |
| Star of the Sea Foundation (SOS) | $99,500 | $95,000 | $100,000 | $85,000 | $85,000 |
| UMC/Hearts, Hammers and Hands | Did Not Apply | Did Not Apply | $10,500 | Did Not Apply | Did Not Apply |
| Voices for Florida Keys Children | $17,500 | $17,000 | $17,000 | $17,000 | Did Not Apply |
| Wesley House | $164,500 | $157,500 | $157,500 | $113,000 | $113,000 |
| **QUALITY OF LIFE SERVICES** | | | | | |
| A Positive Step | Did Not Apply | Did Not Apply | $25,000 | $55,000 | $55,000 |
| Anchors Aweigh | $14,500 | $15,000 | $15,000 | $15,000 | $15,000 |
| Boys and Girls Club *(Moved from Core Svcs)* *** | $119,500 | $115,000 | $100,000 | $89,000 | $89,000 |
| Key West Community Sailing Center Inc. | Did Not Apply | $7,000 | Did Not Apply | Did Not Apply | Did Not Apply |
| Keys to Be the Change | $49,500 | $50,000 | $50,000 | $42,000 | $42,000 |
| Heron/GCC *(Moved from Core Svcs)* *** | $49,500 | $43,000 | $40,000 | $45,000 | $45,000 |
| Literacy Volunteers | $49,500 | $50,000 | $60,000 | $50,000 | $50,000 |
| Mark Sorensen Youth Sailing Program (MSYSP) | Did Not Apply | Did Not Apply | Did Not Apply | Did Not Apply | $6,000 |
| Ocean Dreams Cancer Healing Center a/k/a ODCHC | Did Not Apply | Did Not Apply | Did Not Apply | Did Not Apply | $2,500 |
| Special Olympics of Florida | Did Not Apply | Did Not Apply | $15,000 | $20,000 | $20,000 |
| **TOTAL HSAB Funding** | **$2,040,000** | **$2,040,000** | **$2,050,000** | **$2,126,300** | **$2,203,225** |
| **BOCC Line Items** | | | | | |
| AARP Big Pine | $4,500 | $4,500 | $4,500 | $4,000 | $4,000 |
| AARP Lower Keys | $4,500 | $4,500 | $4,500 | $4,000 | $4,000 |
| AARP Middle Keys | $4,500 | $4,500 | $4,500 | $4,000 | $4,000 |
| AARP Upper Keys | $4,500 | $4,500 | $4,500 | $4,000 | $4,000 |
| Older American Vol Prog | $500 | $500 | $500 | $500 | $500 |
| Council of the Arts | $79,900 | $79,900 | $79,900 | $79,900 | $87,800 |
| Historic Florida Keys Foundation | $32,450 | $32,450 | $32,450 | $32,450 | $32,450 |
| G/CC - Community Transportation for the Disadvantaged (CTD) | $41,225 | $41,225 | $35,181 | $42,198 | $39,047 |
| **SUB-TOTAL BOCC Direct Funding** | **$172,075** | **$172,075** | **$166,031** | **$171,048** | **$175,797** |
| **BOCC Substance Abuse Mental Health (SAMH) Services/Baker Act Line Items** | | | | | |
| Guidance/Care Center (G/CC) SAMH Services | $862,676 | $877,500 | $836,518 | $802,721 | $527,507 |
| G/CC - Baker Act Transportation | $165,000 | $165,000 | $165,000 | $213,315 | $207,450 |
| Lower Keys Medical Center (Baker Act Services) | $83,334 | $83,334 | $83,334 | $83,334 | $83,334 |
| **SUB-TOTAL SAMH Funding** | **$1,111,010** | **$1,125,834** | **$1,084,852** | **$1,099,370** | **$818,291** |
| G/CC - Jail In-House Programs | $117,559 | $151,273 | $177,355 | $162,988 | $304,432 |
| **TOTAL FUNDING** | **$3,440,644** | **$3,489,182** | **$3,478,238** | **$3,559,706** | **$3,501,745** |

****The Human Service Organization changed service category; ****The BOCC allocated an organization's FY2021 unexpended balance ($10,000).*

Florida Keys Council of the Arts.....p. 10

Historic Florida Keys Foundation.....p. 11

Guidance/Care Center..... p. 12

June 8, 2023

Mayor Craig Cates
Mayor Pro Tem Holly Merrill Raschein
Commissioner Michelle Lincoln
Commissioner David Rice
Commissioner Jim Scholl

Administrator Roman Gastesi, Jr.
Budget Director Tina Boan
Grants Coordinator Oksana Christow

Dear Ladies and Gentlemen:

The Florida Keys Council of the Arts requests $87,800 for the fiscal year 2023-2024. As requested, please find attached an overview of the Florida Keys Council of the Arts, a list of staff responsibilities, a description of the services we provide and support materials.

For additional details, we invite you to visit www.keysarts.com. You will find the annual report, articles of incorporation, by-laws, 990, audit and information on all programs and services, as well as a wealth of information on all the cultural organizations throughout the Keys that daily add creativity and diversity to our vibrant island life.

We contribute with the other cultural non-profit organizations in the Keys to an annual economic impact of over $86 million. This sum does not even consider the economic impact of the for-profit arts businesses such as galleries and other cultural events. We are proud to support, connect and promote all the arts, in all the Keys, all the time.

Your continued funding of general operating expenses will allow us to secure other specific project funding from writing grants and raising private funds, and to administer essential grant programs and services to our community. We are proud of the quality cultural and arts organizations that contribute to the success of the Florida Keys as a premier destination known for its rich history and diverse culture. As the designated Local Arts Agency for the County, we thank you and greatly appreciate your generous ongoing support.

Sincerely,

Barbara Weikel
Chair, Board of Directors

Elizabeth Young
Executive Director

**Overview of the Florida Keys Council of the Arts**
**Fiscal Year 2023-2024**

Monroe Council of the Arts Corporation d/b/a Florida Keys Council of the Arts is the liaison among cultural organizations, all levels of government and the private sector in advancing and promoting the arts throughout Monroe County. The Council endeavors to make the arts a part of the fabric of daily life.

Vision Statement: The vision of Florida Keys Council of the Arts is to enrich the arts and enhance the cultural heritage of the Florida Keys.

Mission Statement: The mission of the Florida Keys Council of the Arts is to advance the creative development and promotion of the arts in our cultural community by providing excellence in leadership, advocacy, education and financial support for artists, cultural organizations and citizens of Monroe County.

Cultural Equity statement: The Florida Keys Council of the Arts is committed to ensuring that everyone in our community has equal access to the arts and the fundamental right to express their culture through the arts. We believe the arts have the power to change hearts and minds and inspire social change.

The Florida Keys Council of the Arts is designated by the Board of County Commissioners as the Local Arts Agency (LAA) as provided by Florida Statute 286.011.

The scope of services as stated in FKCA's contract with the BOCC for the period April 16, 1997 through September 30, 2031 is to provide the program development and sponsorship necessary to accomplish within Monroe County the goals and purposes set forth in the Florida Fine Arts Act of 1980.

BOCC funding supports some of the administrative costs of Florida Keys Council of the Arts (FKCA). This provides the arts council the ability to secure specific project funding through writing grants and raising private funds and then to administer various grant programs. Although many arts councils in the State of Florida and nationally are divisions or departments of County governments, FKCA is established as a nonprofit organization in a public-private partnership with Monroe County.

Allowable expenses for which FKCA may receive reimbursement from the BOCC are typically listed as data processing, PC time, payroll, postage, delivery, productions, supplies, telephone, and travel expenses.

**Services to be provided by the**
**Florida Keys Council of the Arts under the 2023/24 Agreement with the**
**Board of County Commissioners of Monroe County, Florida**

The current staff consists of three full time persons, the Executive Director, Elizabeth Young, Business Manager, Martha Resk and Executive Assistant and Marketing/Public Relations Specialist, Cynthia Page. They are assisted by two part-time people, Special Event and Public Art Specialist, Reen Stanhouse and one contractor, Website Administrator, Kati Van Aernum, volunteers, including board members, also provide valuable services to the operations.

The Responsibilities of the Florida Keys Council of the Arts (FKCA) staff are as follows.

1. Provide professional support and technical assistance to the FKCA board

2. Provide all administrative support and technical assistance to the Art in Public Places (AIPP) Board
3. Provide professional support and technical assistance to the Cultural Umbrella (CU) committee of the Tourist Development Council (TDC)
4. Advertise all meetings of the FKCA board, AIPP, Cultural Umbrella and other committees pursuant to Florida's Government in the Sunshine standards.
5. Manage additional art in public buildings programs not under the supervision of the AIPP committee:
6. Secure non-county funds such as grants and public and private donations to support grants, programs, services and scholarships for residents listed here.

a. Artists in Schools
b. Art Builds Community
c. Special Project Grant
d. Key West Writers Guild Award
e. South Florida Cultural Consortium Visual and Media Artist Fellowship
f. Arts in Hospital
g. Hurricane Emergency Grants
h. Pandemic Emergency Grants

7. Manage Cultural Umbrella grant program, funded by tourist-tax dollars, under contract to the Tourist Development Council and described in (15), below.
8. Manage all the above-mentioned grant programs
9. Secure funds and administer Artists in Schools grants
10. Secure funds and administer Art Builds Community grants
11. Secure funds and administer Key West Writers Guild Award
12. Secure funds and administer Special Project Grants
13. Secure funds and administer South Florida Cultural Consortium Visual & Media Artists Fellowships
14. Secure funds and administer Cultural Umbrella grants
15. Partner with TDC, and secure tourist tax and non-county funds such as grants, ad revenue and private donations to support publications of benefit to tourists as well as residents:

a. Gallery Guide
b. KeysArts Quarterly Cultural Events Brochure
c. Culture Magazine

16. Maintain website http://www.keysarts.com
17. Recruit and retain members
18. Perform general office tasks
19. Bookkeeping

**SUMMARY**

The Florida Keys Council of the Arts is a non-profit, 501(c) (3) corporation serving a public purpose. It has been in a contractual relationship with local county government since 1997. FKCA is incorporated with the State of Florida and recognized by the IRS as the Monroe Council of the Arts Corporation, dba Florida Keys Council of the Arts, FEIN 65-0737532. Governing documents, including the articles of incorporation, bylaws and strategic plan are available for review on the arts council's award-winning website, www.keysarts.com.

FKCA is the main source of information on arts and culture in the Keys. Cultural tourism is an important component of the tourist-based economy. Additionally, FKCA serves local residents including school children and the elderly. FKCA connects local artists and arts organizations with one another, with their audiences and with the world.

It serves 80,000 local residents and 5.1 million visitors annually. A nine-member board of directors guides the council, assisted by three alternate directors, two directors emeritus and many advisory board members. Daily functions are carried out by the executive director, staff and valued volunteers.

FKCA funding is provided by the Monroe County Board of County Commissioners, the Tourist Development Council, members, donors, private donations and grant makers; including the Community Foundation of the Florida Keys, the South Florida Cultural Consortium, the State of Florida, Department of State, Division of Cultural Affairs, the Florida Council on Arts and Culture, and the National Endowment for the Arts.

**Scope of Services** provided by the Florida Keys Council of the Arts for the Tourist Development Council 2023 – 2024 contract
**FKCA** is the main source of information on arts and culture in the Keys. Cultural tourism is a significant component of the tourist-based economy.

Responsibilities include:

a. Provide a central point of contact in the promotion of the arts, artists and cultural organizations in the county.
b. Act as advocate and liaison in contacts with the community, media, county commissioners, and cultural organizations both within and outside the county.
c. Manage and update a comprehensive web site which includes an annual calendar of events
d. Maintain a comprehensive database of artists, organizations and patrons
e. Collect and disseminate cultural event information
f. Interact effectively with all staff of the TDC, Tinsley Advertising and NewmanPR Associates
g. Participate in state and national economic survey data collection and reporting efforts to stay current in tourism trends.
h. Request and manage monthly TDC reimbursements
i. Provide program management and development
j. Manage the revolving art in public buildings program in two airports, ten county buildings and commissioners' offices.
k. Represent the FKCA in national, state and local cultural associations and inform the Board of all major initiatives undertaken by these organizations to promote tourism.
l. Outreach to artists and cultural organizations in the Keys and beyond
m. Engage in event planning and implementation in partnership with other community organizations such as MARC House, Tropic Cinema, Key West Maritime Society, etc.

Publish and distribute publications of benefit to tourists as well as residents:

**Gallery Guide**

i. *The Gallery Guide* is a popular fold-out map and guide to more than 50 Keys' art galleries. All galleries are eligible to participate by sharing in the cost of production.
ii. 15,000 copies are distributed annually to over 200 Keys' locations, including hotels, guesthouses, chambers and museums.
iii. *The Gallery Guide* is also included in national and international press kits, and distributed at travel trade shows.
iv. *The Gallery Guide* is updated in both content and style to maintain its appeal and accuracy.

**KeysArts Quarterly** *Cultural Events Brochure*

v. *KeysArts* is a printed comprehensive cultural calendar listing all of the cultural events including theater, concerts, gallery receptions and exhibits, festivals, dance, literary and museum programs happening throughout the Keys in a three-month period.
vi. 17,000 copies are distributed annually to over 200 Keys' locations
vii. *KeysArts* is also included in national and international press kits, and distributed at travel trade shows.

**Culture Magazine**

viii. *Culture Magazine* produced by Tinsley Advertising in cooperation with the Cultural Umbrella committee.
ix. The magazine is an annual insert in the In-Room Concierge hard cover book placed in hotel rooms throughout the Keys.
x. In addition to the insert, free-standing copies are printed and distributed locally by the Arts Council. It is included in national and international press kits, and distributed at travel trade shows.
xi. *Culture Magazine* is currently the most downloaded brochure on the TDC's award winning website, www.fla-keys.com

Our website – www.keysarts.com
o FKCA's website provides complete information, in a visually attractive and easy to navigate format using contemporary graphic design, for visitors and residents about the arts and culture scene from Key Largo to Key West.
o It has a direct link to the TDC website
o It provides contact information and direct links to all Keys' cultural organizations by category for easy reference for visitors
o The Cultural Calendar is posted and e-mailed to media, members, and the public on a weekly basis along with other timely arts information in an attractive newsletter format
o Art in Public Places installations and photos are posted
o Calls to Artists are kept current and posted monthly
o Interactive Artists Registry is available
o Press releases are archived

Compile, write, edit and publish cultural event calendar listings and calls to artists in various formats

a. Gather and edit cultural information by phone, mail and e-mail with visual, literary and performing artists, cultural and community organizations, and other members of the public
b. Coordinate with advertising, printing, public relations, webmaster and internet providers as needed to maintain product quality.
c. Conduct environmental scanning of newspapers and websites including, but not limited to, www.fla-keys.com and www.keysnews.com
d. Send cultural calendar to 15 local print publications, radio stations and media outlets in South Florida weekly including NewmanPR, Key West Citizen's Paradise section, KONK Life, Keynoter and the Free Press
e. Send by e-mail to opt-in subscriber list weekly
f. Compile, edit and route information for use in KeysArts Quarterly and annual Culture Magazine and various regional and national calendars, publications and websites

Maintain prompt, courteous communications with public and cultural community -- approximately 150 requests per month whether phone, e-mail, in-person from visitors (events, public art exhibits, galleries, workshops) including artists, musicians, performers, writers (advising on how to get involved in festivals, gallery shows, public art, auditions, performing arts venues available, publicizing classes, how to set up and publicize their own events).

# HISTORIC FLORIDA KEYS FOUNDATION, INC.

**A Florida not-for-profit corporation** FEID: 65-0135871

**Old City Hall, 510 Greene Street, Key West, FL 33040**

**Tel.: (305) 292-6718** **Cell: (305)304-1453** **Fax: (305) 293-6348**

**Diane E. Silvia, Ph.D., RPA**


June 9. 2023

Office of Management and Budget
Monroe County BOCC
1100 Simonton Street, Room 2-213
Key West. FL 33040

Dear Ms. Christow:

The Historic Florida Keys Foundation provides professional staffing services to the Monroe County Historic Preservation Program. The Historic Preservation Commission reviewed applications for Special Certificates of Appropriateness for Monroe County as per the attached Memorandum of Agreement which articulates the Foundation's duties and responsibilities.

Other activities planned this year by Historic Florida Keys Foundation Staff include working with the Historic Preservation Commission, Monroe County Staff, and a consultant to complete a $25,000 non-matching Certified Local Government grant for updating the 2005 Tavernier Historic District Preservation Guidelines, to include addressing climate change/flood and wind mitigation.

For Fiscal Year 2024, the Foundation requests $32,450. Funding will help reimburse staffs salary, grant administration, office, and travel expenses.

Very truly yours,

Diane E. Silvia,
Historic Preservationist

WEST CARE

UPLIFTING THE HUMAN SPIRIT

# GUIDANCE/CARE CENTER, INC.

June 15, 2023

Ms. Oksana Christow, Grants Coordinator
Monroe County BOCC | Office of Management & Budget
1100 Simonton Street, Suite 2-213
Key West, FL 33040

Re: Funding Requests to Board of County Commissioners for Fiscal Year 2024

Dear Ms. Christow:

The Guidance/Care Center requests the following items be included in the Monroe County Budget for FY 2024:

1. Transportation: **$246,497**. The CTD required match for the FY 2024 Trip & Equipment Grant is **$28,379**. The CTD FY 2023-24 Trip and Equipment Grant Allocations follow as Attachment A. The CTD required match for the FY 2024 Innovative Service Development Grant is **$10,668**. The CTD Funding Recommendations follow as Attachment B. The request for Baker Act Transportation is **$207,450,** which is a 2% decrease from FY 23.
2. Jail In House Program: The total expenses are currently budgeted at $382,432. This is a 5% increase from the JIP budget for FY 2023 ($367,293). The increase is due to salary increases for staff recruitment and retention. For Fiscal Year 2023, the Monroe County contract was $162,988, which was augmented by County administered RSAT grant of $133,334. RSAT and Byrne funding are not available for FY 24. We request **$382,432** with the understanding that the BOCC may reduce the request for any federal or state grants obtained for the program. The preliminary budget for the JIP program follows as Attachment C.
3. Mental Health and Substance Abuse Treatment services: For FY 2024, we request **$527,507,** which is the required local match.

We are providing additional information as attachments:

- Attachment A: CTD FY 2023-24 Trip and Equipment Grant Allocations
- Attachment B: CTD FY 2023-24 Innovative Service Grant funding recommendations
- Attachment C: FY 24 Jail Program budget
- Attachment D: Exhibit H for the Main contract ME 225-13-27.
- Attachment E: Exhibit H for the Prevention Partnership Grant P-03
- Attachment F: DCF report from FY 2022 audit

Thank you for your consideration.

Sincerely,

*A. Romance*

Anne Romance
Regional Accountant

1205 4th Street
Key West, FL 33040
Telephone: 305.434-7660
Fax: 305.292-6723

3000 41st Street, Ocean
Marathon, FL 33050
Telephone: 305.434.7660
Fax: 305.434.9040

99198 Overseas Hwy, Suite 5
Key Largo, FL 33037
Telephone: 305.434.7660
Fax: 305.451.8019

Partially funded by the Florida Department of Children and Families, Thriving Minds South Florida and Monroe County

## Attachment A

## Commission for the Transportation Disadvantaged
## Trip & Equipment Grant Allocations
## FY 2023-2024

| | Trip & Equipment Grant | | | Voluntary Dollars | | FY23-24 |
|---|---|---|---|---|---|---|
| **County** | **Allocation** | **Local Match** | **Total Funding** | **Local Match** | **Total Funding** | **Total Funding** |
| Alachua | $ 530,850 | $ 58,983 | $ 589,833 | $ - | $ 1 | $ 589,834 |
| Baker | $ 226,453 | $ 25,161 | $ 251,614 | $ - | $ 7 | $ 251,621 |
| Bay | $ 470,279 | $ 52,253 | $ 522,532 | $ 3 | $ 30 | $ 522,562 |
| Bradford | $ 199,603 | $ 22,178 | $ 221,781 | $ - | $ - | $ 221,781 |
| Brevard | $ 1,682,146 | $ 186,905 | $ 1,869,051 | $ 38 | $ 386 | $ 1,869,437 |
| Broward | $ 5,102,550 | $ 566,950 | $ 5,669,500 | $ - | $ - | $ 5,669,500 |
| Calhoun | $ 167,571 | $ 18,619 | $ 186,190 | $ - | $ - | $ 186,190 |
| Charlotte | $ 569,883 | $ 63,320 | $ 633,203 | $ 8 | $ 85 | $ 633,288 |
| Citrus | $ 584,786 | $ 64,976 | $ 649,762 | $ 7 | $ 75 | $ 649,837 |
| Clay | $ 462,028 | $ 51,336 | $ 513,364 | $ 17 | $ 178 | $ 513,542 |
| Collier | $ 744,120 | $ 82,680 | $ 826,800 | $ 8 | $ 86 | $ 826,886 |
| Columbia | $ 353,208 | $ 39,245 | $ 392,453 | $ 4 | $ 47 | $ 392,500 |
| DeSoto | $ 153,688 | $ 17,076 | $ 170,764 | $ - | $ 6 | $ 170,770 |
| Dixie | $ 196,141 | $ 21,793 | $ 217,934 | $ - | $ 1 | $ 217,935 |
| Duval | $ 1,342,787 | $ 149,198 | $ 1,491,985 | $ 14 | $ 146 | $ 1,492,131 |
| Escambia | $ 748,544 | $ 83,171 | $ 831,715 | $ 14 | $ 140 | $ 831,855 |
| Flagler | $ 520,648 | $ 57,849 | $ 578,497 | $ 10 | $ 101 | $ 578,598 |
| Franklin | $ 168,009 | $ 18,667 | $ 186,676 | $ - | $ 5 | $ 186,681 |
| Gadsden | $ 393,975 | $ 43,775 | $ 437,750 | $ 1 | $ 18 | $ 437,768 |
| Gilchrist | $ 160,216 | $ 17,801 | $ 178,017 | $ 817 | $ 8,176 | $ 186,193 |
| Glades | $ 143,670 | $ 15,963 | $ 159,633 | $ - | $ - | $ 159,633 |
| Gulf | $ 224,374 | $ 24,930 | $ 249,304 | $ - | $ - | $ 249,304 |
| Hamilton | $ 131,650 | $ 14,627 | $ 146,277 | $ - | $ - | $ 146,277 |
| Hardee | $ 153,783 | $ 17,087 | $ 170,870 | $ - | $ - | $ 170,870 |
| Hendry | $ 267,726 | $ 29,747 | $ 297,473 | $ - | $ 8 | $ 297,481 |
| Hernando | $ 420,792 | $ 46,754 | $ 467,546 | $ 9 | $ 93 | $ 467,639 |
| Highlands | $ 416,084 | $ 46,231 | $ 462,315 | $ 1 | $ 11 | $ 462,326 |
| Hillsborough | $ 2,356,686 | $ 261,854 | $ 2,618,540 | $ 57 | $ 577 | $ 2,619,117 |
| Holmes | $ 257,096 | $ 28,566 | $ 285,662 | $ - | $ - | $ 285,662 |
| Indian River | $ 367,323 | $ 40,813 | $ 408,136 | $ 7 | $ 71 | $ 408,207 |
| Jackson | $ 393,819 | $ 43,757 | $ 437,576 | $ - | $ - | $ 437,576 |
| Jefferson | $ 198,432 | $ 22,048 | $ 220,480 | $ - | $ - | $ 220,480 |
| Lafayette | $ 123,894 | $ 13,766 | $ 137,660 | $ - | $ - | $ 137,660 |
| Lake | $ 826,298 | $ 91,810 | $ 918,108 | $ 1 | $ 13 | $ 918,121 |
| Lee | $ 1,147,323 | $ 127,480 | $ 1,274,803 | $ 7 | $ 71 | $ 1,274,874 |
| Leon | $ 614,517 | $ 68,279 | $ 682,796 | $ 34 | $ 348 | $ 683,144 |
| Levy | $ 360,636 | $ 40,070 | $ 400,706 | $ - | $ 6 | $ 400,712 |
| Liberty | $ 227,451 | $ 25,272 | $ 252,723 | $ - | $ - | $ 252,723 |
| Madison | $ 253,682 | $ 28,186 | $ 281,868 | $ - | $ - | $ 281,868 |
| Manatee | $ 614,477 | $ 68,275 | $ 682,752 | $ - | $ - | $ 682,752 |
| Marion | $ 802,062 | $ 89,118 | $ 891,180 | $ 17 | $ 178 | $ 891,358 |
| Martin | $ 294,412 | $ 32,712 | $ 327,124 | $ 6 | $ 62 | $ 327,186 |
| Miami-Dade | $ 6,048,768 | $ 672,085 | $ 6,720,853 | $ - | $ - | $ 6,720,853 |
| **Monroe** | $ 255,413 | **$ 28,379** | $ 283,792 | $ - | $ 7 | $ 283,799 |
| Nassau | $ 524,058 | $ 58,228 | $ 582,286 | $ 3 | $ 35 | $ 582,321 |
| Okaloosa | $ 657,241 | $ 73,026 | $ 730,267 | $ 1 | $ 12 | $ 730,279 |
| Okeechobee | $ 157,068 | $ 17,452 | $ 174,520 | $ - | $ - | $ 174,520 |
| Orange | $ 2,047,698 | $ 227,522 | $ 2,275,220 | $ 5 | $ 51 | $ 2,275,271 |
| Osceola | $ 680,087 | $ 75,565 | $ 755,652 | $ 3 | $ 34 | $ 755,686 |
| Palm Beach | $ 3,136,918 | $ 348,546 | $ 3,485,464 | $ 1 | $ 11 | $ 3,485,475 |
| Pasco | $ 924,714 | $ 102,746 | $ 1,027,460 | $ 4 | $ 42 | $ 1,027,502 |
| Pinellas | $ 4,443,688 | $ 493,743 | $ 4,937,431 | $ 7 | $ 70 | $ 4,937,501 |
| Polk | $ 1,315,310 | $ 146,145 | $ 1,461,455 | $ 31 | $ 311 | $ 1,461,766 |
| Putnam | $ 429,805 | $ 47,756 | $ 477,561 | $ 6 | $ 63 | $ 477,624 |
| St. Johns | $ 663,362 | $ 73,706 | $ 737,068 | $ 18 | $ 184 | $ 737,252 |
| St. Lucie | $ 679,196 | $ 75,466 | $ 754,662 | $ 7 | $ 70 | $ 754,732 |
| Santa Rosa | $ 470,142 | $ 52,238 | $ 522,380 | $ 5 | $ 57 | $ 522,437 |
| Sarasota | $ 1,073,168 | $ 119,240 | $ 1,192,408 | $ - | $ 8 | $ 1,192,416 |
| Seminole | $ 676,288 | $ 75,143 | $ 751,431 | $ - | $ 6 | $ 751,437 |
| Sumter | $ 364,988 | $ 40,554 | $ 405,542 | $ 3 | $ 32 | $ 405,574 |
| Suwannee | $ 294,570 | $ 32,730 | $ 327,300 | $ - | $ 3 | $ 327,303 |
| Taylor | $ 259,187 | $ 28,798 | $ 287,985 | $ 1 | $ 12 | $ 287,997 |
| Union | $ 133,970 | $ 14,885 | $ 148,855 | $ - | $ - | $ 148,855 |
| Volusia | $ 1,438,691 | $ 159,854 | $ 1,598,545 | $ - | $ - | $ 1,598,545 |
| Wakulla | $ 241,313 | $ 26,812 | $ 268,125 | $ - | $ 1 | $ 268,126 |
| Walton | $ 470,125 | $ 52,236 | $ 522,361 | $ 1 | $ 11 | $ 522,372 |
| Washington | $ 305,842 | $ 33,982 | $ 339,824 | $ - | $ 6 | $ 339,830 |
| **Total** | **$ 53,065,282** | **$ 5,896,118** | **$ 58,961,400** | **$ 1,176** | **$ 11,952** | **$ 58,973,352** |

**State of Florida**
**Commission for the Transportation Disadvantaged**
Commission Business Meeting

**MEETING DATE:** June 15, 2023

**AGENDA ITEM:**
IX. Fiscal Year 2023-24 Innovative Service Development (ISD) Grant Recommendations

**BACKGROUND**
The ISD Grant is administered by the Commission under Rule 41-2.014, F.A.C. The Commission awards funds on a competitive basis for Community Transportation Coordinators (CTCs) to test new and innovative ways of serving the transportation disadvantaged population. ISD Grant projects must support at least one of the following program objectives:

1. Increase a transportation disadvantaged person's access to daily activities that could include employment, education, medical, and shopping, etc.;

2. Enhance regional connectivity and cross-county mobility; or,

3. Reduce the difficulty in connecting transportation disadvantaged persons to a transportation hub and from the hub to their final destination.

For the current fiscal year, the Florida Legislature appropriated, and Commission awarded, $4 million for eight (8) projects under the ISD Grant. During the 2023 Session, the Legislature appropriated $6 million for the ISD Grant Program for Fiscal Year 2023-24 (July 1, 2023 – June 30, 2024), which is contingent on Governor's approval. The legislative proviso within the General Appropriations Act provides funding caps of $750,000 for a project serving a single (county or multi-county) service area and $1.5 million for a regional project serving multiple service areas. The proviso also limits a CTC to one grant award per service area.

**APPLICATIONS FOR FY 2023-24**
On February 3, 2023, the Commission announced the application process for the ISD Grant for FY23-24. During this process, the Commission facilitated two training webinars on February 8 and April 6, to provide guidance on the program requirements and technical assistance for applicants. The Commission also facilitated two public workshops on March 15 and 22, where it received presentations from the current year ISD Grant recipients. Applicants were provided an opportunity to submit applications for an "Early Bird" deadline (March 17) to receive feedback on their proposals from Commission staff.

Applications were due May 12, 2023. A total of 14 applications were received, requesting a total of $5.7 million. All 8 of the current year projects re-applied for funding and were given first consideration in the review process. The ISD Grant Review Subcommittee met via Microsoft Teams on May 31, to evaluate and recommend projects for Commission approval. The Subcommittee was chaired by Commissioner Robin Tellez and consisted of Agency Advisors Gabrielle Matthews (Florida Department of Transportation), Kent Carroll (Florida Agency for Persons with Disabilities), and Krysta Carter (Florida Department of Elder Affairs). Commission staff and representatives from Thomas Howell Ferguson were also present and provided the Subcommittee with summary analyses of the project proposals.

For FY23-24, the ISD Review Subcommittee recommends the Commission approve 12 of the applications with a total of $4.9 million in ISD Grant funding. The recommendations are attached to this analysis as well as a summary spreadsheet of all proposals that were submitted this year.

**ATTACHMENTS:**
- ISD Grant Review Summary FY2023-24

**EXECUTIVE DIRECTOR RECOMMENDATION/MOTION:**
Accept the subcommittee's recommendations and approve $4.9 million for Innovative Service Development Grant projects for Fiscal Year 2023-24, contingent on approval by Governor Ron DeSantis.

# 2023-24 Innovative Service Development Grant Applications

## Projects Recommended for Funding

| Service Area | Applicant Name | Project Description | Total Project Cost (100%) | TD Dollar Amount (90%) | Committee Comments | Recommended Funding Amount (90%) |
|---|---|---|---|---|---|---|
| Bay | Bay County BOCC | Provide a rider's-choice, on-demand service utilizing Uber and/or Bay Co Public Transit System (BCPTS) for all trip purposes. Service will be provided in Bay County Monday - Saturday.<br><br>Estimates providing 18,250 trips during the schedule of the project. | $743,104.00 | $668,793.00 | | $668,793.00 |
| Hernando | Mid Florida Community Services | Continue to provide expanded operating hours and days to all areas of Hernando County. Service will be provided Monday - Friday 6:00 am - 4:00 pm without limiting rural areas to one or two days per week. Transportation can also be provided to 3 connector stops for the fixed route service allowing travel into Pasco County. Employment, recreational, and same day additional trips will also be provided based on availability. The project also includes a Veterans Reduced Fare Program, which can support trip purposes in addition to a daily shuttle to James Haley VA Hospital in Tampa (Mon-Fri)<br><br>Estimates providing 400 trips to 60 individuals per month. | $135,000.00 | $121,500.00 | | $121,500.00 |
| Indian River/St Lucie | Senior Resource Association | Continue to partner with the St. Lucie County CTC to provide transportation to individuals with intellectual and developmental disabilities as well as other cognitive disabilities. This project proposes to expand the current program's hours to operate 24 hours per day/7 days/week.<br><br>Transportation will be non-stop, door-to-door service and can be scheduled 2 hours up to 2 weeks in advance provided within and cross county between St Lucie and Indian River counties.<br><br>Based on current program data, an estimates 41,365 trips will be provided to 600-700 individuals. | $1,500,000.00 | $1,350,000.00 | With the service hours being expanded this grant cycle to 24/7, interested to learn how much usage occurs during late night/early morning hours. | $1,350,000.00 |
| Leon | City of Tallahassee - StarMetro | Provide on-demand transportation utilizing TNCs (and may utilize taxis and other service providers as well). Service will be available Monday - Saturday 6 am - 11 pm and Sunday 11 am - 7 pm. Eligible rider's will have more flexibility, access and choices for scheduling their trips.<br><br>Proposed to reduce service hours from 24/7 to the above. Also reduced amount of funding requested for current year.<br><br>Estimates providing 2,180 trips for the year. | $81,322.00 | $73,190.00 | Discussion on completion of procurement. Based on presentation in March, CTC was in final stages with Uber and LYFT. Just began negotiating with UZURV but shouldn't delay the provision of services for this year. | $73,190.00 |

## 2023-24 Innovative Service Development Grant Applications

| | | | | | | |
|---|---|---|---|---|---|---|
| Martin | Senior Resource Association | Continue to provide enhanced transportation services to and from dialysis treatment by guaranteeing a "non-shared" ride and less time on the vehicle. All dialysis trips would be funded with this grant. In addition dialysis patients would also receive additional trips for other life-sustaining purposes such as work, school, grocery shopping. Increased hours of operation to accommodate increased hours of dialysis centers.<br><br>Trips to/from dialysis will not exceed 45 mins (Indiantown) or 20 minutes (anywhere else in the County).<br><br>This service will also provide an opportunity for the provision of additional trips utilizing the Trip & Equipment grant.<br><br>Estimates providing 15,854 trips (12,683 to dialysis appointments/3,171 to non-dialysis activities). | $750,000.00 | $675,000.00 | | $675,000.00 |
| Monroe (Miami) | Guidance/Care Center, Inc. | Continue to provide door-to-door trips on a planned route beginning early in the morning starting in the Lower Keys (Key West) to Miami. This service allows riders to get to earlier medical appointments and/or stay longer, if necessary. Service will continue to be available two days per week with a pickup time as early as 4 am arriving to Miami by 8 am.<br><br>Estimates providing 170 round trips to 45 individuals. | $106,675.00 | $96,007.00 | | $96,007.00 |
| Pinellas, Hillsborough and Pasco | Pinellas Suncoast Transit Authority | Continued partnership between 3 CTCs (Hillsborough, Pinellas and Pasco) to provide same day, door-to-door regional trips within the Tampa Bay Area; continue to provide late night curb-to-curb employment trips for Pinellas residents, when the bus service is not available (including crossing county lines into Pasco or Hillsborough); and provide limited number of "urgent" same day trips that cannot be prescheduled. Regional trips are considered trips between these 3 counties.<br><br>Includes a new 3rd party call center for regional trips to provide scheduling assistance, when needed, and the ability to monitor trips.<br><br>PSTA would be the lead agency. Service will be provided by contracted taxis, wheelchair van services and transportation network companies based on rider's choice.<br><br>Estimates providing 25,000 trips to 2,100 individuals. | $643,000.00 | $578,700.00 | Regional concept is still "new." Appreciates the CTC evaluating the service and making adjustments, where needed (not only to services but funding requests as well). | $578,700.00 |

# 2023-24 Innovative Service Development Grant Applications

| | | | | | | |
|---|---|---|---|---|---|---|
| Wakulla (Leon) | Wakulla Senior Citizens Council, Inc. | Continue to provide scheduled and on-demand transportation utilizing a Transportation Network Company (i-Enable). Eligible riders in Wakulla County will be provided trips within Wakulla County and/or cross-county trips to/from Leon County. Leon County riders will be limited to Leon County. Transportation can be provided to all TD eligible riders but will primarily focus on individuals with intellectual or developmental disabilities.<br><br>Will utilize a new electronic fare collection platform.<br><br>Estimates providing 13,831 trips to 142 individuals. | $594,734.00 | $535,261.00 | | $535,261.00 |
| | | Subtotal of current projects reapplying | $4,553,835.00 | $4,098,451.00 | | |
| **NEW PROJECT PROPOSALS** | | | | | | |
| Highlands | MTM Transit, LLC | Provide on-demand transportation service to TD eligibile individuals who reside in Highlands County. Trips can be for any purpose but mainly for medical, employment, education and nutritional purposes.<br><br>Goal is for most trips to be provided within 4 hours.<br><br>Estimate providing 3,240 trips. | $164,611.00 | $148,150.00 | | $148,150.00 |
| Lake | Lake County BOCC | Provide on-demand transportation utilizing TNCs and taxis and service will be available 7 days/week at all times limited only by the availability of drivers/providers. Eligible riders will have more flexibility, access and choices for scheduling their trips.<br><br>Service is planned to begin October 2023 pending outcome of procurement of operators.<br><br>Lake County will cover up to $25 for an ambulatory trip and $45 for a wheelchair trip. Rider will be responsible for anything above.<br><br>Estimates providing 6,564 trips for the year to 97 individuals. | $182,021.00 | $163,819.00 | Concerned with potential procurement delays based on other CTCs with similar projects. May take longer to get this project going. | $163,819.00 |
| Putnam | Ride Solution | Provide a counterclockwise, wheelchair accessible route in Palatka City, using the ARBOC Equus Quantum bus and a Wheelchair Attendant to reduce securement time and improve "pre-pickup coordination." Wheelchair passengers must schedule ride by noon the day before. Ambulatory passengers can be picked up along the route without scheduling in advance.<br><br>Estimating a 3-month startup time.<br><br>Estimates providing 7,722 wheelchair trips and 23,166 ambulatory trips (30,888 total trips). | $497,215.00 | $447,493.00 | No local match identified.<br><br>Unclear whether route was a new route or existing route using a new/different vehicle.<br><br>Services days and hours were unclear. | $0.00 |

# 2023-24 Innovative Service Development Grant Applications

| | | | | | | |
|---|---|---|---|---|---|---|
| Putnam | Ride Solution | Provide carpool service (25 per day) to access employment activities in Duval County. | $414,906.00 | $373,415.00 | Application exceeded page limit.<br><br>Application included two different budgets.<br><br>Other than proposing an "innovative" carpool project, proposal was unclear in several areas such as driver compensation packages, service area, individuals who depend on mobility devices, etc.<br><br>There are other FDOT-sponsored programs that this may be eligible for such as Rural Van Pool or Carpool Program. | $0.00 |
| St Lucie | St Lucie BOCC | Provide transportation to/from employment, educational programs, etc., when pubic transportation is not available or would create a hardship on the rider by requiring several bus route transfers making it difficult to arrive to employment on time.<br><br>In addition, transportation to medical appointments such as dialysis will be provided if appointment is at a time that cannot be accomondated by the current demand response system.<br><br>Estimates providing 17,000 trips to 100 individuals. | $500,000.00 | $450,000.00 | | $450,000.00 |
| Union | Suwannee River Economic Council | Provide daily transportation to Columbia County for employment/education/job training. The primary emphasis for this project is to provide transportation to Florida Gateway College which provides educational opportunties for nursing, welding, electrical, etc. Service would begin in August (beginning of academic year).<br><br>Estimates providing 1,800 trips. | $66,144.00 | $59,529.00 | | $59,529.00 |
| | | Subtotal of new projects | **$1,824,897.00** | **$1,642,406.00** | | |
| | | **Total Funds Requested** | **$6,378,732.00** | **$5,740,857.00** | **Total Funds Recommended** | **$4,919,949.00** |

| | |
|---|---|
| Amount Available To Award | $6,000,000.00 |
| Amount Recommended for Approval | $4,919,949.00 |
| Remaining Balance | $1,080,051.00 |

GUIDANCE/CARE CENTER, INC.
JIP Program
October 1, 2023 through September 30, 2024

| | Salary | FTEs | Men's RSAT #3861-FK01 | FTEs | Women's Byrne #3862-FK01 | FTEs | JIP BOCC #3060-FK01 | Total Program Cost |
|---|---|---|---|---|---|---|---|---|
| **Salaries** | | | | | | | | |
| Program Director - Maureen Dunleavy | 159,130.48 | - | - | - | - | 0.100 | 15,913 | 15,913 |
| Clinical Program Coordinator - Myriam Carter | 86,567.02 | - | - | - | - | 0.75 | 64,925 | 64,925 |
| Data Entry Manager - Debra Genners | 82,615.60 | - | - | - | - | 0.050 | 4,131 | 4,131 |
| Clinical Evaluation - Dr. Scafidi | 133,900.00 | - | - | - | - | - | - | - |
| Regional Accountant - Anne Romance | 81,120.00 | - | - | - | - | 0.100 | 8,112 | 8,112 |
| SA Counselor I - Maria Colicelli | 51,181.31 | - | - | - | - | 1.000 | 51,181 | 51,181 |
| SA Counselor I - Kristin Flores | 67,350.32 | - | - | - | - | 1.000 | 67,350 | 67,350 |
| SA Counselor I - Vacant (Dinnebeil) | 49,420.80 | - | - | - | - | 1.000 | 49,421 | 49,421 |
| Total Wages | | - | - | - | - | 3.000 | 261,033 | 261,033 |
| **Fringe @ 21%** | 21.0% | | - | | - | | 54,817 | 54,817 |
| **Total Salaries & Fringe** | | | - | | - | | 315,850 | 315,850 |
| **Curriculum/Supplies** | | | | | | | | |
| MRT Workbooks $26/ea | | | - | | 0 | | 1820 | 1,820 |
| SSC Workbooks $25/ea | | | - | | 0 | | 1750 | 1,750 |
| Drug Tests $6/ea | | | - | | 0 | | 1680 | 1,680 |
| Training | | | - | | 0 | | 0 | - |
| Educational materials | | | - | | 0 | | 0 | - |
| subtotal | | | - | | - | | 5,250 | 5,250 |
| **Other Expenses** (per Powerplan FY 24 budget) | | | | | | | | |
| Mileage | | | - | | 0 | | 2,000 | 2,000 |
| Copier Lease | | | - | | 0 | | 950 | 950 |
| Office Supplies | | | - | | 0 | | 250 | 250 |
| Printing | | | - | | 0 | | - | - |
| Cellphone | | | - | | 0 | | 600 | 600 |
| Internet/Aircard | | | - | | 0 | | 800 | 800 |
| Employee Recruitment | | | - | | 0 | | 165 | 165 |
| Conference/Training | | | - | | 0 | | 1,000 | 1,000 |
| subtotal | | | - | | - | | 5,765 | 5,765 |
| **Total Program Cost** | | | - | | - | | 326,865 | 326,865 |
| **Indirect @ 17%** | 17% | | - | | - | | 55,567 | 55,567 |
| **Total** | | | - | | - | | 382,432 | **382,432** |
| Other Revenues to offset | | | | | | | | |
| FDLE did not fund Byrne or RSAT for FY24 | | | - | | - | | - | - |
| | | | - | | - | | - | - |
| | | | - | | - | | - | - |
| Total Other Revenue | | | - | | - | | - | - |

\\Westcare.local\files\FL-GCC\Finance\Grants Billing\Grants Billing FY 23-24\County Funding Request FY 23-24\Monroe County FY 24 Budgets 05-01-23\Jail Programs

Attachment D

**EXHIBIT H - FUNDING DETAIL**

**Provider:** Guidance/Care Center, Inc. **Contract #:** ME225-13-27 **Amendment #**

**ADULT MENTAL HEALTH**

| OCA DESCRIPTION | NEW OCA | AMOUNT |
|---|---|---|
| Residential Services | MH001 | $ 460,158 |
| Non-Residential Services | MH009 | $ 915,692 |
| Crisis and Baker Act Services | MH018 | $ 1,139,583 |
| Early Intervention - Psychotic Disorders | MH026 | $ - |
| Community Forensic Program | MH072 | $ 160,000 |
| Indigent Drug Program | MH076 | $ 50,564 |
| Proviso Allocation - Citrus | MH094 | $ - |
| Carry Forward | MHDCF | $ - |
| Care Coordination | MHDCN | $ - |
| Forensic Hospital Multidisciplinary Team | MHDFH | $ - |
| FACT Team | MHEFT | $ - |
| PATH Grant | MHPG | $ 165,000 |
| TANF Services | MHTB | $ - |
| Non-Residential Services SUP 1 | MH995 | $ - |
| Expanding 211 Call | MH211 | $ - |
| Early Intervention Services MHBG SUP1 | MH265 | $ - |
| Core Crisis Set Aside MHBG SUP1 | MHCCS | $ - |
| Emergency COVID-19 Grant Supplemental | MHCO6 | $ - |
| Early Intervention Services MHBG Supplemental 2 | MH262 | $ - |
| Supported Employment Services | MHEMP | $ 233,333 |
| Forensic Transitional Beds | MHFMH | $ - |
| Residential stability Coord MHBG SUP1 | MHRE2 | $ - |
| For Profit Sub-Recipient - Key West HMA | MHSFP | $ - |
| Suicide Prevention MHBG SUP1 | MHSPV | $ - |
| Telehealth Behavioral Health Services | MHTLH | $ - |
| MDC - Central Receiving Facility | MDCRF | $ - |
| Suicide Prevention MHBG Supplemental 2 | MHPV2 | $ - |
| Community Action Treatment (CAT) Team | MHCAT | $ 150,000 |
| Mobile Crisis Team | MHMCT | $ 110,648 |
| CSOC Grant Year 2 | CSOC2 | $ - |
| Involuntary Outpatient Services Pilot Project | MH021 | $ - |
| MH Services MHBG Supplemental 2 | MHARP | $ 185,000 |
| Connect Families Youth Screen | MHCFY | $ - |
| JCS Crisis Line | MHCL | $ - |
| JCS Surfside | MHSUR | $ - |
| Core Crisis Set Aside MHBG Supplemental 2 | MH988 | $ - |
| MH 988 Implementation Fed Discretionary Grant | MH98G | $ - |
| ME Other Multidisciplinary Team | MHMDT | $ - |
| Core Crisis Set Aside MHBG Supplemental 2 | MHCC2 | $ 325,035 |
| COSSAP Grant | COSSAP | $ - |
| **TOTAL ADULT MENTAL HEALTH =** | | **$ 3,875,143** |

**CHILDREN MENTAL HEALTH**

| OCA DESCRIPTION | NEW OCA | AMOUNT |
|---|---|---|
| Residential Services | MH001 | $ - |
| Non-Residential Services | MH009 | $ 470,000 |
| Crisis and Baker Act Services | MH018 | $ 15,677 |
| Purchased Residential Treatment (PRTS) | MH071 | $ - |
| Special Appropriation - ICFH | MHHN | $ - |
| Care Coordination | MHDCN | $ - |
| Carry Forward | MHDCF | $ - |
| Non-Residential Services SUP 1 | MH995 | $ - |
| Community Action Treatment (CAT) Team | MHCAT | $ 600,000 |
| Mobile Crisis Team | MHMCT | $ 636,471 |
| ME Other Multidisciplinary Team | MHMDT | $ - |
| Telehealth Behavioral Health Services | MHTLH | $ 111,112 |
| CSOC Grant Year 2 | CSOC2 | $ - |
| Specialty Programs | SPLTY | $ - |
| Connect Families Youth Screen | MHCFY | $ - |
| JCS Crisis Line | MHCL | $ - |
| JCS Surfside | MHSUR | $ - |
| MH Services MHBG Supplemental 2 | MHARP | $ 120,000 |
| | | $ - |
| | | $ - |
| | | $ - |
| | | $ - |
| | | $ - |
| | | $ - |
| | | $ - |
| | | $ - |
| | | $ - |
| | | $ - |
| | | $ - |
| | | $ - |
| | | $ - |
| | | $ - |
| | | $ - |
| | | $ - |
| | | $ - |
| | | $ - |
| | | $ - |
| | | $ - |
| | | $ - |
| | | $ - |
| | | $ - |
| **TOTAL CHILDREN MENTAL HEALTH =** | | **$ 1,953,260** |

**ADULT SUBSTANCE ABUSE**

| OCA DESCRIPTION | NEW OCA | AMOUNT |
|---|---|---|
| Residential Services | MS003 | $ - |
| Non-Residential Services | MS011 | $ 523,791 |
| Detox Services | MS021 | $ 486,643 |
| HIV Services | MS023 | $ - |
| Prevention Services | MS025 | $ - |
| Women's Services | MS027 | $ - |
| Pregnant Women Project | MS081 | $ - |
| FIT Team | MS091 | $ 200,000 |
| Care Coordination | MSDCN | $ - |
| Carry Forward | MSDCF | $ - |
| TANF Services | MSTB | $ - |
| Residential Services SUP 1 | MS038 | $ - |
| Non-Residential Services SUP 1 | MS115 | $ - |
| Detox Services SUP 1 | MS215 | $ - |
| Prevention Services SUP 1 | MS255 | $ - |
| McKinsey Settlement- SA Services | MS925 | $ 48,000 |
| Community Based Services | MSCB8 | $ 50,000 |
| NES/SIEN Care Coord SAPT SUP1 | MSCS2 | $ - |
| NES/SIEN Care Coordination SAPT Supplemental 2 | MSCS3 | $ - |
| Opioid Response Disc. Rec Comm Org-Year 4 | MSRC4 | $ - |
| Opioid Response Disc. Rec Comm Org-Year 5 | MSRC5 | $ - |
| SOR-MAT Year 4 | MSSM4 | $ - |
| SOR-MAT Year 5 | MSSM5 | $ 650,000 |
| Suicide Prevention SAPT SUP1 | MSSPV | $ - |
| Specialty Programs | SPLTY | $ - |
| Connect Families Youth Screen | MHCFY | $ - |
| JCS Crisis Line | MHCL | $ - |
| JCS Surfside | MHSUR | $ - |
| SA Services SAPT Supplemental 2 | MSARP | $ 78,615 |
| Primary Prevention SAPT Supplemental 2 | MS252 | $ - |
| COSSAP | COSSAP | $ - |
| **TOTAL ADULT SUBSTANCE ABUSE =** | | **$ 2,037,049** |

**CHILDREN SUBSTANCE ABUSE**

| OCA DESCRIPTION | NEW OCA | AMOUNT |
|---|---|---|
| Residential Services | MS003 | $ - |
| Non-Residential Services | MS011 | $ 253,773 |
| Detox Services | MS021 | $ - |
| HIV Services | MS023 | $ - |
| Prevention Services | MS025 | $ 199,063 |
| Prevention Partnership Grant | MSPP | $ - |
| Carry Forward | MSDCF | $ - |
| TANF Services | MSTB | $ - |
| Non-Residential Services SUP 1 | MS115 | $ - |
| Detox Services SUP 1 | MS215 | $ - |
| Prevention Services SUP 1 | MS255 | $ - |
| Proviso Allocation - Hatch Help | MS903 | $ - |
| Hatch Help Opioid Training | MS921 | $ - |
| Prevention Partnership Prog SAPT SUP1 | MSPPS | $ - |
| Suicide Prevention SAPT SUP1 | MSSPV | $ - |
| Suicide Prevention SAPT Supplemental 2 | MSPV2 | $ - |
| SOR- Prevention Year 4 | MSSP4 | $ - |
| SOR- Prevention Year 5 | MSSP5 | $ 112,963 |
| Specialty Programs | SPLTY | $ - |
| Connect Families Youth Screen | MHCFY | $ - |
| JCS Crisis Line | MHCL | $ - |
| JCS Surfside | MHSUR | $ - |
| Prevention Partnership Program SAPT Supplemental 2 | MSPP2 | $ - |
| Primary Prevention SAPT Supplemental 2 | MS252 | $ - |
| SA Services SAPT Supplemental 2 | MSARP | $ 120,000 |
| | | $ - |
| | | $ - |
| | | $ - |
| | | $ - |
| | | $ - |
| **TOTAL CHILDREN SUBSTANCE ABUSE =** | | **$ 685,799** |

**FUNDS NOT REQUIRING MATCH:**

| | |
|---|---|
| Drug Abuse Services | $ 462,722 |
| Block Grant (CMHC) | $ 2,537,359 |
| Deinstitutionalization Project | $ 965,391 |
| CMH Program | $ 1,953,260 |
| | $ - |
| TOTAL FUNDS NOT REQUIRING MATCH | $ 5,918,732 |

| | |
|---|---|
| TOTAL ALL PROGRAMS = | $ 8,551,351 |
| UNCOMPENSATED UNITS = | $ 1,710,270 |
| **TOTAL =** | **$ 10,261,621** |
| TOTAL FUNDS REQUIRING MATCH = | $ 2,632,619 |
| **LOCAL MATCH REQUIRED =** | **$ 877,540** |

**NOTES**

FY 2022-23 adjustments:

7/7/22 MSSM2, MSSM3 allocations are withdrawn; MSSM4 and MSSM5 allocations are made based on projected utilization.
MHDCN & MSDCN budgets are removed as the Care Coordination services are funded on a Team approach.
All carry forward allocations are removed as they were non-recurring budgets.
MSSP3 budget is removed, MSSP4 and MSSP5 allocations are made based on projected utilization.
All the supplemental Blok Grant allocations are reallocated subject to availbility of funds.

9/7/22 $231,429 is added to AMH-MH001 in response to RFI#202206-RES, recurring.
$15,385 is reduced from AMH-MHEMP due to AOB reductions.
$98,718 is added to AMH-MHEMP to expand the Supported employment program.

10/21/22 $40,000 is added to ASA-MS925 to fund Sublocade -Long acting Injectibles (MAT).

11/22/22 $137,818 is reduced from MH995 and replaced with MHARP funding.
$81,259 is reduced from MHCCS and added to MHCC2 to align with SFHHN Schedule of Funds allocation.
$120,000 is reduced from CMH-MH995 and replaced with MHARP funding.

11/23/22 $118,900 is added to ASA-MSDCF (MS021) for additional detox services.

FY 2023-24 Adjustments:

2/10/23 All CF allocations are removed.
MH995 allocations are moved to MHARP,MS115 and MS215 is transferred to MSARP.
MHCCS allocations are transferred to MHCC2.
SOR treatment allocations are transferred to MSSM5, subject to availability of funding.
SOR prevention allocations are transferred to MSSP5, subject to availbility of funding.

## Attachment E

### EXHIBIT H - FUNDING DETAIL

**Provider:** Guidance/Care Center, Inc. PPG **Contract #:** P-03 **Amendment #**

**ADULT MENTAL HEALTH**

| OCA DESCRIPTION | NEW OCA | AMOUNT |
|---|---|---|
| Residential Services | MH001 | $ - |
| Non-Residential Services | MH009 | $ - |
| Crisis and Baker Act Services | MH018 | $ - |
| Community Forensic Program | MH072 | $ - |
| FACT Team | MH073 | $ - |
| Indigent Drug Program | MH076 | $ - |
| Proviso Allocation - Citrus | MH094 | $ - |
| PATH Grant | MH0PG | $ - |
| TANF Services | MH0TB | $ - |
| Early Intervention - Psychotic Disorders | MH026 | $ - |
| Forensic Hospital Multidisciplinary Team | MH0FH | $ - |
| For Profit Sub-Recipient - Key West HMA | MHSFP | $ - |
| Supported Employment Services | MHSMP | $ - |
| Miami-Dade County Homeless Trust | MH010 | $ - |
| MH Setbices MHBG SUP1 | MHCOM | $ - |
| MDC - Central Receiving Facility | MDCRF | $ - |
| Care Coordination | MH0CN | $ - |
| Carry Forward | MH0CF | $ - |
| Early Intervention Services MHBG SUP1 | MH26S | $ - |
| Care Coordination MHBG SUP1 | MHCM2 | $ - |
| Specialty Programs | SPLTY | $ - |
| Core Crisis Set Aside MHBG SUP1 | MHCCS | $ - |
| Emergency COVID-19 Grant Supplemental | MHCOS | $ - |
| Forensic Transitional Beds | MHFMH | $ - |
| Telehealth Behavioral Health Services | MHTLH | $ - |
| Suicide Prevention MHBG SUP1 | MHSPV | $ - |
| Expanding 211 Call | MH211 | $ - |
| Residential stability Coord MHBG SUP1 | MHRES | $ - |
| Emergency COVID-Supplemental | MHSCS | $ - |
| Short Term Residential Treatment (SRT) | MHCR2 | $ - |
| Cares Act- FACT Team | MHCAF | $ - |
| Cares Act- Care Coordination | MHCAS | $ - |
| Cares Act- I&R Expansion | MHCAS | $ - |
| Emergency COVID-19 Grant | MHCOV | $ - |
| **TOTAL ADULT MENTAL HEALTH =** | | $ - |

**CHILDREN MENTAL HEALTH**

| OCA DESCRIPTION | NEW OCA | AMOUNT |
|---|---|---|
| Residential Services | MH001 | $ - |
| Non-Residential Services | MH009 | $ - |
| Crisis and Baker Act Services | MH018 | $ - |
| Special Appropriation - ICFH | MH0BN | $ - |
| Purchased Residential Treatment (PRTS) | MH071 | $ - |
| Community Action Treatment (CAT) Team | MHCAT | $ - |
| Mobile Crisis Team | MHMCT | $ - |
| CSOC Grant Year 2 | CSOC2 | $ - |
| Specialty Programs | SPLTY | $ - |
| Telehealth Behavioral Health Services | MHTLH | $ - |
| MH Setbices MHBG SUP1 | MHCOM | $ - |
| Early Intervention Services MHBG SUP1 | MH26S | $ - |
| Care Coordination MHBG SUP1 | MHCM2 | $ - |
| Core Crisis Set Aside MHBG SUP1 | MHCCS | $ - |
| Suicide Prevention MHBG SUP1 | MHSPV | $ - |
| Cares Act- Care Coordination | MHCAS | $ - |
| Care Coordination | MH0CN | $ - |
| Carry Forward | MH0CF | $ - |
| Cares Act- (CAT) Team | MHCA2 | $ - |
| **TOTAL CHILDREN MENTAL HEALTH =** | | $ - |

**ADULT SUBSTANCE ABUSE**

| OCA DESCRIPTION | NEW OCA | AMOUNT |
|---|---|---|
| Residential Services | MS003 | $ - |
| Non-Residential Services | MS011 | $ - |
| Detox Services | MS021 | $ - |
| HIV Services | MS023 | $ - |
| Prevention Services | MS025 | $ - |
| Women's Services | MS027 | $ - |
| Pregnant Women Project | MS081 | $ - |
| FIT Team | MS091 | $ - |
| TANF Services | MS0TB | $ - |
| Proviso Allocation - New Hope CORPS | MS908 | $ - |
| Care Coordination- Judgement | MS923 | $ - |
| Opioid Response Disc. Rec Comm Org-Year 3 | MSRC3 | $ - |
| Here's Help Opioid Training | MS921 | $ - |
| Community Based Services | MSCBS | $ - |
| SA Primary Prevention SAPT SUP1 | MS25S | $ - |
| MDC - Central Receiving Facility | MDCRF | $ - |
| Care Coordination | MS0CN | $ - |
| Carry Forward | MS0CF | $ - |
| SOR-MAT Year 2 | MSSM2 | $ - |
| Opioid Response Disc. Grant- GPRA Year 3 | MSSO3 | $ - |
| SOR-MAT Year 3 | MSSM3 | $ - |
| NES/SEN Care Coord SAPT SUP1 | MSCS2 | $ - |
| Specialty Programs | SPLTY | $ - |
| Opioid Response Disc. Rec Comm Org-Year 2 | MSRC2 | $ - |
| Suicide Prevention SAPT SUP1 | MSSPV | $ - |
| Opioid Response Disc. Grant- GPRA Year 4 | MSSO4 | $ - |
| SA Services SAPT SUP1 | MSCOM | $ - |
| Cares Act- Care Coordination | MSCAS | $ - |
| **TOTAL ADULT SUBSTANCE ABUSE =** | | $ - |

**CHILDREN SUBSTANCE ABUSE**

| OCA DESCRIPTION | NEW OCA | AMOUNT |
|---|---|---|
| Residential Services | MS003 | $ - |
| Non-Residential Services | MS011 | $ - |
| Detox Services | MS021 | $ - |
| HIV Services | MS023 | $ - |
| Prevention Services | MS025 | $ - |
| Prevention Partnership Grant | MS0PP | $ 150,000 |
| TANF Services | MS0TB | $ - |
| Proviso Allocation - Here's Help | MS903 | $ - |
| Here's Help Opioid Training | MS921 | $ - |
| Functional Family Therapy- EBA | MS911 | $ - |
| SOR-Prevention Year 2 | MSSP2 | $ - |
| SOR- Prevention Year 3 | MSSP3 | $ - |
| SA Primary Prevention SAPT SUP1 | MS25S | $ - |
| Specialty Programs | SPLTY | $ - |
| NES/SEN Care Coord SAPT SUP1 | MSCS2 | $ - |
| Suicide Prevention SAPT SUP1 | MSSPV | $ - |
| Care Coordination | MS0CN | $ - |
| Carry Forward | MS0CF | $ - |
| SA Services SAPT SUP1 | MSCOM | $ - |
| Prevention Partnership Prog SAPT SUP1 | MSPPS | $ - |
| **TOTAL CHILDREN SUBSTANCE ABUSE =** | | $ 150,000 |

**FUNDS NOT REQUIRING MATCH:**

| | |
|---|---|
| Drug Abuse Services | $ 37,500 |
| Prevention | $ - |
| Deinstitutionalization Project | $ - |
| CMH Program | $ - |
| SOR Grant | $ - |
| TOTAL FUNDS NOT REQUIRING MATCH | $ 37,500 |

| | |
|---|---|
| TOTAL ALL PROGRAMS = | $ 150,000 |
| UNCOMPENSATED UNITS = | $ - |
| **TOTAL =** | $ 150,000 |
| TOTAL FUNDS REQUIRING MATCH = | $ 112,500 |
| **LOCAL MATCH REQUIRED =** | $ 37,500 |

**NOTES**

$150,000 is added to CSA-MS0PP per year as per RFA 11L20N1 award for the period FY 2021-24.

**Attachment F**

Provider Name: Guidance Care Center, Inc.
Audit Period: 7/1/2021 - 6/30/2022

AUDIT SCHEDULE III

ACTUAL EXPENSES AND REVENUES SCHEDULE

| FUNDING SOURCES & REVENUES | | | Assessment | Case Management | Crisis Stabilization | Crisis Support Emergency | In-Home & Onsite | Intervention (Indiv) | Medical Services | Outpatient (Indiv) | Outreach | Residential | Residential II | Residential III | Incidental Expenses | Rehabilitative Supp I | Rehabilitative Supp II | Care Coordination |
|---|---|---|---|---|---|---|---|---|---|---|---|---|---|---|---|---|---|---|
| A | | | 01 | 02 | 03 | 04 | 05 | 11 | 12 | 14 | 15 | 16 | 17 | 18 | 20 | 24 | 25 | 45 |
| 1A. STATE AGENCY FUNDING | | | | | | | | | | | | | | | | | | |
| Current Year Funding | | | | | | | | | | | | | | | | | | |
| Expenditure Report Code | Practice Statement | Funding Source: Federal or State (FS) Primary and State | | | | | | | | | | | | | | | | |
| MH0101 | HH2021-2027 | F/S | | | | | | | | | | | | | | | | |
| MH0109 | HH2021-2027 | F/S | $ 261,276.48 | $ 20,281.43 | | | $ 393,238.24 | $ 65,889.20 | $ 651,447.60 | $ 63,684.47 | $ 21,662.75 | $ 47,488.66 | | | | $ 617,274.61 | | |
| MH0118 | HH2021-2027 | F/S | | | $ 729,601.60 | $ 398,240.68 | | | | | | | | | | | | |
| MH0172 | HH2021-2027 | S | $ 30,256.69 | $ 17,356.28 | | | | $ 35,746.71 | $ 56,788.39 | $ 5,265.69 | $ 16,578.40 | | | | $ 34,102.80 | | | |
| MH1076 | HH2021-2027 | S | | | | | | | | | | | | | | | | |
| MH1085 | HH2021-2027 | F | $ 22,143.27 | | | $ 17,866.49 | $ 400.41 | $ 29,516.28 | | | $ 364,719.43 | | | | | | | |
| MH1PG | HH2021-2027 | F | $ 35,274.58 | $ 66,665.19 | | | | | | | $ 6,688.84 | | | | | | | |
| MHEAT | HH2021-2027 | S | | | | | | | | | | | | | | | | |
| MHCCS | HH2021-2027 | F | | | | $ 332,034.76 | | | | | | | | | | | | |
| MHEMP | HH2021-2027 | F/S | | | | | | | | | | | | | | | $ 185,112.80 | |
| MHHCT | HH2021-2027 | F/S | | | | $ 729,601.60 | | | $ 76.40 | | | | | | | | | |
| MHTRV | HH2021-2027 | S | | | | | | | | | | | | | | | | |
| M5011 | HH2021-2027 | F/S | | | | | | | | | | | | | | | | |
| M5021 | HH2021-2027 | F/S | | | | | | | | | | | | | | | | |
| M5025 | HH2021-2027 | F | | | | | | | | | | | | | | | | |
| M5091 | HH2021-2027 | F/S | | | | | | | | | | | | | | | | |
| M5213 | HH2021-2027 | F | | | | | | | | | | | | | | | | |
| M5C35 | HH2021-2027 | S | | | | | | | | | | | | | | | | |
| M5340 | HH2021-2027 | F | | | | | | | | | | | | | | | | |
| M5346 | HH2021-2027 | F | | | | | | | | | | | | | | | | |
| M5348 | HH2021-2027 | F | | | | | | | | | | | | | | | | |
| M5379 | HH2021-2027 | F | | | | | | | | | | | | | | | | |
| M5394 | HH2021-2027 | F | | | | | | | | | | | | | | | | |
| M5TRV | HH2021-2027 | S | | | | | | | | | | | | | | | | |
| M5099 | HH2021-2027 | F | | | | | | | | | | | | | | | | |
| Total Current Year Funding | | | $ 349,950.34 | $ 141,182.20 | $ 729,601.60 | $ 1,477,423.76 | $ 393,638.75 | $ 391,652.36 | $ 680,034.44 | $ 68,950.16 | $ 417,297.40 | $ 47,488.66 | $ - | $ 34,102.80 | $ 617,274.61 | $ 185,112.80 | $ - | $ 14,676.96 |
| Carry Forward Funding | | | | | | | | | | | | | | | | | | |
| TOTAL STATE AGENCY FUNDING | | | $ 349,950.34 | $ 141,182.20 | $ 729,601.60 | $ 1,477,423.76 | $ 393,638.75 | $ 391,652.36 | $ 680,034.44 | $ 68,950.16 | $ 417,297.40 | $ 47,488.66 | $ 53,385.45 | $ 34,102.80 | $ 617,274.61 | $ 185,112.80 | $ 14,676.96 | |
| 2. OTHER GOVERNMENT FUNDING | | | | | | | | | | | | | | | | | | |
| (1) Other State Agency Funding | | | | | | | | | | | | | | | | | | |
| (2) Medicaid | | | $ 30,765.76 | $ 65,106.40 | $ 184,000.00 | $ - | $ 600,000.51 | $ 600.00 | $ 85,766.00 | $ 37,847.61 | | | | | $ 6,234.76 | $ 182,466.75 | | |
| (3) Local Government | | | | | | | | | | | | | | | | | | |
| (4) Federal Grants and Contracts | | | | | | | | | | | | | | | | | | |
| (5) In-Kind Contributions | | | | | | | | | | | | | | | | | | |
| TOTAL OTHER GOVERNMENT FUNDING | | | $ 30,765.76 | $ 65,106.40 | $ 184,000.00 | $ - | $ 600,000.51 | $ 600.00 | $ 85,766.00 | $ 37,847.61 | $ - | $ - | $ - | $ - | $ 6,234.76 | $ 182,466.75 | $ - | |
| 3. ALL OTHER REVENUES | | | | | | | | | | | | | | | | | | |
| (1) Total Client Fee Revenues | | | $ 8,465.14 | | $ 4,734.00 | $ 107.00 | $ 4,246.00 | | $ 8,622.39 | $ 28,436.94 | | | | | | $ 184,466.89 | | |
| (2) Third Party Payments (explain below) | | | $ 19.46 | $ 18.00 | $ 6,470.44 | | $ 326.12 | | $ 21,791.60 | $ 12,646.97 | | | | | | | | |
| (3) Interest | | | $ 44.00 | | $ 5,210.00 | | | | $ 56,176.48 | $ 39,388.33 | | | | | | | | |
| (4) Contributions and Donations | | | | | | | | | | | | | | | | $ 80,646.80 | | |
| (5) Other Revenues | | | | | | | | | | | | | | | | | | |

Attachment F *(continued)*

Attachment F *(continued)*

Provider Name: Guidance Care Center, Inc.
Audit Period: 7/1/2013 - 6/30/2014

AUDIT SCHEDULE

ACTUAL EXPENSES AND REVENUES SC

| FUNDING SOURCES & REVENUES | Prevention - Universal Indirect | FIT Team | Federal Project Grant | Transition Voucher | Other Funded Projects | Subtotal Non-Medicaid Total | Total for Non-Medicaid Covered Services or Projects | Total for All Covered Services or Projects | Non-Medicaid Covered Services or Projects | Total Funding |
|---|---|---|---|---|---|---|---|---|---|---|
| A | 01 | 02 | 07 | 03 | 06 | C | D | (D+C) F | G | (F+G) H |
| 1A. EXPENSES ABOVE Current Year Funding | | | | | | | | | | |
| MH001 | | | | | | $ - | $ - | $ 564,783.49 | | $ 564,783.49 |
| MH009 | | | | | | $ - | $ - | $ 1,385,081.62 | | $ 1,385,081.62 |
| MH008 | | | | | | $ - | $ - | $ 1,136,600.31 | | $ 1,136,600.31 |
| MH072 | | | | | | $ - | $ - | $ 122,912.90 | | $ 122,912.90 |
| MH076 | | | | | | $ - | $ - | $ 34,100.80 | | $ 34,100.80 |
| MH093 | | | | | | $ - | $ - | $ 859,818.63 | | $ 859,818.63 |
| MH0PG | | | | | | $ - | $ - | $ 126,166.58 | | $ 126,166.58 |
| MH0XT | | | | | | $ - | $ - | $ 792,000.00 | | $ 792,000.00 |
| MH0CS | | | | | | $ - | $ - | $ 325,034.76 | | $ 325,034.76 |
| MH8MP | | | | | | $ - | $ - | $ 191,112.82 | | $ 191,112.82 |
| MHMCF | | | | | | $ - | $ - | $ 731,137.55 | | $ 731,137.55 |
| MHTRV | | | | | | $ - | $ - | $ 4,525.00 | | $ 4,525.00 |
| M5011 | | | | | $ 8,750.00 | $ 786,343.13 | $ 786,343.13 | $ 786,343.13 | | $ 786,343.13 |
| M5021 | | | | | | $ 526,141.68 | $ 526,141.68 | $ 526,141.68 | | $ 526,141.68 |
| M5025 | | | | | | $ 159,911.85 | $ 159,911.85 | $ 159,911.85 | | $ 159,911.85 |
| M5091 | | $ 241,376.47 | | | | $ 241,376.47 | $ 241,376.47 | $ 241,376.47 | | $ 241,376.47 |
| M5215 | | | | | | $ 76,615.54 | $ 76,615.54 | $ 76,615.54 | | $ 76,615.54 |
| M5CB5 | | | | | | $ 1,800.00 | $ 1,800.00 | $ 1,800.00 | | $ 1,800.00 |
| M5SW2 | | | $ 49,868.66 | | | $ 49,868.66 | $ 49,868.66 | $ 49,868.66 | | $ 49,868.66 |
| M5W6 | | | $ 31,942.32 | | | $ 31,942.32 | $ 31,942.32 | $ 31,942.32 | | $ 31,942.32 |
| M5XM4 | | | $ 386,745.46 | | | $ 386,745.46 | $ 386,745.46 | $ 386,745.46 | | $ 386,745.46 |
| M5P9 | | | | | | $ 8,345.10 | $ 8,345.10 | $ 8,345.10 | | $ 8,345.10 |
| M5SN | | | | | | $ 36,978.70 | $ 36,978.70 | $ 36,978.70 | | $ 36,978.70 |
| M5TRV | | | | $ 13,146.80 | | $ 13,146.80 | $ 13,146.80 | $ 13,146.80 | | $ 13,146.80 |
| M5P9 | P-03 | | | | | $ 950,000.00 | $ 950,000.00 | $ 950,000.00 | | $ 950,000.00 |
| Total Current Year Funding | $ 1,451.14 | $ 241,376.47 | $ 468,556.44 | $ 13,146.80 | $ 8,750.00 | $ 2,534,488.44 | $ 2,534,488.44 | $ 6,536,444.00 | | $ 6,536,444.00 |
| Carry Forward Funding | | | | | | | | | | |
| MH001 | | | | | | $ - | $ - | $ 53,386.45 | | $ 53,386.45 |
| MH0CN | | | | | | $ - | $ - | $ 14,676.88 | | $ 14,676.88 |
| MHTUH | | | | | | $ - | $ - | $ 107,944.85 | | $ 107,944.85 |
| M5021 | | | | | | $ 116,120.93 | $ 116,120.93 | $ 116,120.93 | | $ 116,120.93 |
| Total Carry Forward Funding | $ - | $ - | $ - | $ - | $ - | $ 116,120.93 | $ 116,120.93 | $ 294,129.21 | | $ 294,129.21 |
| 1B. TOTAL STATE 3 YEAR PLAN EXPENSES = | $ 1,451.14 | $ 241,376.47 | $ 468,556.44 | $ 13,146.80 | $ 8,750.00 | $ 2,650,609.37 | $ 6,830,573.21 | $ 6,830,573.21 | | $ 6,830,573.21 |
| 1C. OTHER GOVERNMENT FUNDING | | | | | | | | | | |
| (1) Other State Agency Funding | | | | | | $ - | $ - | $ 451,265.12 | | $ 451,265.12 |
| (2) Medicaid | | | | | | $ 34,343.23 | $ 728,558.12 | $ 728,558.12 | | $ 728,558.12 |
| (3) Local Government | | | | | | $ - | $ - | $ 1,030,234.55 | | $ 1,030,234.55 |
| (4) Federal Grants/Contracts | | | | | | $ - | $ - | $ 1,246,398.57 | $ 610,216.68 | $ 1,856,615.25 |
| (5) In-kind Revenue/Services | | | | | | $ - | $ - | $ - | $ - | $ - |
| TOTAL OTHER GOVERNMENT FUNDING = | $ - | $ - | $ - | $ - | $ - | $ 34,343.23 | $ 728,558.12 | $ 3,927,896.24 | $ 610,216.68 | $ 4,676,680.24 |
| 1D. ALL OTHER REVENUES | | | | | | | | | | |
| (1) Fees for Direct Payments | | | | | | $ 3,694.00 | $ 271,305.96 | $ 271,305.96 | | $ 271,305.96 |
| (2) 3rd Party Payments (Insurance) | | | | | | $ 3,750.00 | $ 45,137.81 | $ 45,137.81 | | $ 45,137.81 |
| (3) Interest | | | | | | $ 1,800.00 | $ 82,694.47 | $ 82,694.47 | | $ 82,694.47 |
| (4) Contributions and Donations | | | | | | $ - | $ 50,481.80 | $ 50,481.80 | | $ 50,481.80 |
| (5) Other Income | | | | | | $ 75,770.35 | $ 75,770.35 | $ 75,770.35 | | $ 75,770.35 |

Provider Name: Guidance Care Center, Inc.
Audit Period: 7/1/2021 to 6/30/2022

AUDIT SCHEDULE

ACTUAL EXPENSES AND REVENUES SCHEDULE

| EXPENSE CATEGORIES | Assessment | Case Management | Crisis Stabilization | Crisis Support / Emergency | Income & Onsite | Intervention (Individ.) | Medical Services | Outpatient (Individ.) | Mental Health: Outreach | Residential I | Residential II | Incidental Expenses | R&B with Srvc. I | NH Clubhouse | Care Coordination |
|---|---|---|---|---|---|---|---|---|---|---|---|---|---|---|---|
| | 01 | 02 | 03 | 04 | 08 | 11 | 12 | 14 | 15 | 16 | 19 | 28 | 36 | 40 | A4 |
| A. PERSONNEL EXPENSES | | | | | | | | | | | | | | | |
| (1) Salaries | $ 176,113.12 | $ 76,980.29 | $ 287,614.50 | $ 713,403.80 | $ 176,637.08 | $ 175,637.08 | $ 371,885.40 | $ 45,680.00 | $ 138,000.00 | $ 30,446.00 | $ 22,446.00 | | $ 303,211.75 | $ 93,000.00 | $ 11,385.00 |
| (2) Fringe Benefits | $ 37,776.05 | $ 16,514.43 | $ 61,693.40 | $ 153,044.21 | $ 38,030.01 | $ 38,030.01 | $ 58,316.40 | $ 9,800.51 | $ 34,100.50 | $ 4,356.03 | $ 4,823.03 | $ - | $ 43,586.93 | $ 19,946.50 | $ 2,405.65 |
| TOTAL PERSONNEL EXPENSES = | $ 213,889.17 | $ 93,494.71 | $ 349,307.90 | $ 866,507.01 | $ 214,667.09 | $ 213,667.09 | $ 330,201.80 | $ 55,480.51 | $ 172,100.50 | $ 34,876.03 | $ 27,269.03 | $ - | $ 346,800.67 | $ 112,946.50 | $ 13,790.65 |
| B. OTHER EXPENSES | | | | | | | | | | | | | | | |
| (1) Building/Occupancy | $ 17,153.84 | $ 14,753.21 | $ 10,756.72 | $ 33,356.84 | $ 11,736.55 | $ 11,736.55 | $ 34,454.52 | | $ 34,454.52 | | | | $ 27,763.34 | $ 5,264.41 | |
| (2) Professional Services | $ 9,600.00 | $ 6,561.20 | $ 33,658.12 | | $ 4,940.00 | $ 4,940.00 | $ 71,400.50 | | $ 41,321.22 | $ 9,000.00 | $ 11,000.00 | | $ 46,185.28 | $ 15,296.43 | |
| (3) Travel | $ 363.00 | $ 69.21 | $ 5,536.84 | $ 81.85 | $ 3,337.85 | $ 3,337.85 | $ 11,407.36 | | | | | | $ 165.84 | $ 69.21 | |
| (4) Equipment | $ 10,750.40 | $ 3,477.18 | $ 21,469 | $ 13,780.06 | $ 3,305.35 | $ 3,305.35 | $ 8,925.60 | | $ 1,100.00 | | | | $ 5,631.40 | $ 1,677.14 | |
| (5) Food Services | | | $ 30,843.35 | | | | | | | | | | $ 37,505.01 | $ 5,168.24 | |
| (6) Medication/ Pharmacy | $ 111.40 | $ 76.81 | | | $ 581.87 | $ 61.87 | $ 64.08 | | | | | | $ 17,620 | $ 38.43 | |
| (7) Subcontracted Services | | | | | | | | | | | | | | | |
| (8) Interpreters | | | | $ 30.00000 | | | | | | $ 10,000.00 | $ 10,000.00 | | | | |
| (9) Interest Paid | | | | | | | | | | | | | | | |
| (10) Operating Supplies & Services | $ 12,219.70 | $ 9,614.36 | $ 11,432.07 | $ 58,295.10 | $ 10,421.02 | $ 10,421.02 | $ 38,983.24 | | $ 4,581.35 | | | $ 34,102.80 | $ 27,667.74 | $ 1,217.01 | |
| (11) Other Expenses | $ 10,000.00 | | $ 50,000.00 | $ 135,000.00 | $ 15,000.00 | $ 15,000.00 | $ 50,000.00 | | $ 60,000.00 | | | | $ 65,000.00 | $ 15,000.00 | |
| (12) Consultants | | | | | | | | | | | | | | | |
| TOTAL OTHER EXPENSES = | $ 60,197.35 | $ 34,610.23 | $ 245,330.11 | $ 351,000.40 | $ 59,360.02 | $ 48,708.02 | $ 195,139.66 | $ - | $ 121,357.36 | $ 19,000.00 | $ 21,000.00 | $ 34,102.80 | $ 229,184.85 | $ 52,109.36 | $ - |
| TOT. PERSONNEL & OTH. EXP. = | $ 274,286.52 | $ 128,514.94 | $ 594,638.44 | $ 1,117,507.41 | $ 277,363.11 | $ 262,663.11 | $ 525,340.47 | $ 55,480.51 | $ 294,463.86 | $ 53,876.03 | $ 48,269.03 | $ 34,102.80 | $ 466,985.52 | $ 165,055.86 | $ 13,790.65 |
| C. ALLOCATED INDIRECT COSTS | | | | | | | | | | | | | | | |
| (a) Office Support Costs (Quarterly) | $ 65,000.00 | | | $ 200,000.00 | $ 40,000.00 | | $ 100,000.00 | | $ 60,000.00 | | | | | $ 10,000.00 | |
| (b) Administrative | $ 37,389.07 | $ 14,330.83 | $ 76,237.55 | $ 144,774.65 | $ 36,430.59 | $ 39,323.36 | $ 68,827.14 | $ 6,057.16 | $ 43,243.66 | $ 4,651.34 | $ 5,207.59 | $ 3,747.14 | $ 51,305.90 | $ 19,234.09 | $ 1,915.29 |
| TOT. ALLOCATED INDIRECT COSTS = | $ 102,389.07 | $ 14,330.83 | $ 76,237.55 | $ 344,774.65 | $ 76,430.59 | $ 39,323.36 | $ 168,827.14 | $ 6,057.16 | $ 103,243.66 | $ 4,651.34 | $ 5,207.59 | $ 3,747.14 | $ 51,305.90 | $ 29,234.09 | $ 1,915.29 |
| TOTAL ACTUAL OPER. EXPENSES = | $ 376,675.59 | $ 142,845.77 | $ 670,875.99 | $ 1,462,282.06 | $ 353,793.69 | $ 302,185.47 | $ 694,167.61 | $ 61,537.67 | $ 398,707.52 | $ 58,527.37 | $ 53,476.62 | $ 37,849.94 | $ 518,291.42 | $ 194,289.95 | $ 15,705.94 |
| D. UNALLOWABLE COSTS | | | | | | | | | | | | | | | |
| TOT. ALLOWABLE OPER. EXP. = | $ 376,675.59 | $ 142,845.77 | $ 670,875.99 | $ 1,462,282.06 | $ 353,793.69 | $ 302,185.47 | $ 694,167.61 | $ 61,537.67 | $ 398,707.52 | $ 58,527.37 | $ 53,476.62 | $ 37,849.94 | $ 518,291.42 | $ 194,289.95 | $ 15,705.94 |
| E. CAPITAL EXPENDITURE | | | | | | | | | | | | | | | |
| G. UNEARNED FUNDS, FUNDING ALLOCATIONS, AND EXCESS FUNDS | | | | | | | | | | | | | | | |
| 19A. Unearned Funds | $ (1,456.10) | $ (1,383.57) | $ (3,401.77) | $ (18.47) | $ (416.17) | $ (1,456.93) | $ (3,364.36) | $ (3,513.29) | $ (9,468.44) | $ (1,211.08) | $ (330.57) | $ (247.34) | $ (966.5) | $ (3,156.45) | $ (468.69) |

19B. Funding Allocations

Current Year Funding

| Expenditure Reference OCAP | Funding Subcategory | Funding Source: F-Federal S-State R/S-Federal and State | | | | | | | | | | | | | | |
|---|---|---|---|---|---|---|---|---|---|---|---|---|---|---|---|---|
| | | | | | | | | | | | | | | | | |
| | | | | | | | | | | | | | | | | |
| | | | | | | | | | | | | | | | | |
| | | | | | | | | | | | | | | | | |
| | | | | | | | | | | | | | | | | |
| | | | | | | | | | | | | | | | | |
| | | | | | | | | | | | | | | | | |

Attachment F (*continued*)

Attachment F *(continued)*

| Provider Name: | Guidance Care Center, Inc |
|---|---|
| Audit Period: | 7/1/2021 - 6/30/2022 |

AUDIT SCHEDULE

ACTUAL EXPENSES AND REVENUES SC

| | | | | | | | | | | | | | | | | | | | | |
|---|---|---|---|---|---|---|---|---|---|---|---|---|---|---|---|---|---|---|---|---|
| (1) In Kind | | | $ - | | | | | | | | | | | | | | | | | |
| TOTAL ALL OTHER REVENUE = | $ - | $ - | $ 450,000.00 | $ - | $ - | $ - | $ 75,776.00 | $ - | $ - | $ - | $ 634.00 | $ - | $ - | $ - | $ - | $ - | $ - | $ - | $ - | $ - |
| TOTAL FUNDING = | $ 4,500.00 | $ 79,340.00 | $ 7,313,769.97 | $ 106,766.77 | $ 104,580.23 | $ 60,540.41 | $ 76,109.09 | $ 160,397.26 | $ 119,594.86 | $ 62,310.03 | $ 677,111.63 | $ 78,615.54 | $ 105,287.74 | $ 18,274.43 | $ 278,782.78 | $ 66,106.34 | | | | |

SAMH COVERED SERVICES

| EXPENSE CATEGORIES | Transition Vendor | CAT Team | Mental Health Total | Assessment | Case Management | Crisis Support Emergency | Intake & Crisis | Intervention (Indiv.) | Outpatient (Indiv.) | Outreach | Inpatient Detoxification | Incidental Expenses | Outpatient Group | Prevention - Indicated | Prevention - Selective | Prevention - Universal Direct |
|---|---|---|---|---|---|---|---|---|---|---|---|---|---|---|---|---|
| A | B2 | B4 | B | 01 | 02 | 04 | 06 | 11 | 14 | 15 | 24 | 28 | 35 | 42 | 49 | 56 |
| 6A. PERSONNEL EXPENSE | | | | | | | | | | | | | | | | |
| (1) Salaries | | $ 423,640.91 | $ 3,803,316.38 | $ 83,387.62 | $ 63,300.38 | $ 51,350.00 | $ 3,100.00 | $ 99,004.47 | $ 74,851.04 | $ 37,365.30 | $ 180,347.55 | | $ 53,000.00 | $ 17,384.76 | $ 199,345.71 | $ 69,875.47 |
| (2) Fringe Benefits | $ - | $ 90,658.41 | $ 614,148.05 | $ 17,867.85 | $ 13,977.91 | $ 10,980.10 | $ 624.25 | $ 21,264.54 | $ 16,055.55 | $ 8,012.71 | $ 40,006.10 | $ - | $ 11,154.00 | $ 3,718.25 | $ 42,738.20 | $ 14,967.86 |
| TOTAL PERSONNEL EXPENSE = | $ - | $ 514,299.32 | $ 4,417,464.43 | $ 100,255.47 | $ 77,278.29 | $ 62,330.10 | $ 3,724.25 | $ 120,269.01 | $ 90,906.59 | $ 45,378.01 | $ 220,353.65 | $ - | $ 64,154.00 | $ 21,103.10 | $ 242,083.91 | $ 84,843.33 |
| 6B. OTHER EXPENSES | | | | | | | | | | | | | | | | |
| (1) Building Occupancy | | $ 6,236.32 | $ 181,854.71 | $ 8,396.37 | $ 14,753.21 | | | $ 10,261.00 | | $ 7,560.00 | $ 9,533.73 | | | | | |
| (2) Professional Services | | $ 26,157.62 | $ 494,048.71 | $ 560.00 | $ 600.20 | | | $ 6,945.14 | $ 7,987.20 | | $ 124,178.88 | | | | | |
| (3) Travel | | $ 10,647.52 | $ 36,636.86 | $ 267.35 | $ 858.21 | | | $ 39.76 | $ 62.00 | | $ 334.73 | | | $ 41.01 | $ 5,127.00 | $ 1,674.20 |
| (4) Equipment | | $ 258.58 | $ 10,368.35 | | $ 3,477.52 | | | $ 5,372.00 | $ 253.76 | $ 1,469.36 | $ 6,721.27 | | | $ 66.19 | $ 675.20 | $ 212.64 |
| (5) Food Services | | | $ 67,516.59 | | | | | $ 2,100.00 | | $ 53.75 | $ 15,101.29 | | | | | |
| (6) Medical and Pharmacy | | | $ 1,680.76 | $ 62.46 | $ 76.01 | | | $ 76.36 | | | | | | | | |
| (7) Subcontracted Services | | | $ - | | | | | | | | | | | | | |
| (8) Insurance | | | $ 30,000.00 | | | | | | | | | | | | | |
| (9) Interest Paid | | | $ - | | | | | | | | | | | | | |
| (10) Operating Supplies & Expenses | $ 775.00 | $ 17,220.36 | $ 234,377.19 | $ 2,755.36 | $ 9,614.20 | | | $ 5,081.20 | $ 5,162.80 | $ 1,651.80 | $ 25,234.79 | $ 78,615.54 | | | $ 3,954.00 | $ 2,127.20 |
| (11) Other Expenses | | $ 42,000.00 | $ 477,000.00 | | | | | | | | $ 120,000.00 | | $ 60,000.00 | | | |
| (12) Depreciation | | | $ - | | | | | | | | | | | | | |
| TOTAL OTHER EXPENSES = | $ 775.00 | $ 103,568.40 | $ 1,585,487.49 | $ 12,103.74 | $ 30,010.33 | $ - | $ - | $ 30,313.96 | $ 13,465.76 | $ 11,164.91 | $ 301,107.79 | $ 78,615.54 | $ 60,000.00 | $ 107.20 | $ 9,756.20 | $ 4,014.04 |
| TOT. PERSONNEL & OTH EXP. = | $ 775.00 | $ 617,867.72 | $ 6,002,951.92 | $ 112,359.21 | $ 107,288.62 | $ 62,330.10 | $ 3,724.25 | $ 150,582.97 | $ 104,372.35 | $ 56,542.92 | $ 521,461.44 | $ 78,615.54 | $ 124,154.00 | $ 21,210.30 | $ 251,840.11 | $ 88,857.37 |
| 6C. ALLOCATED INDIRECT COSTS | | | | | | | | | | | | | | | | |
| (a) Other Support Costs (Optional) | | $ 60,000.00 | $ 540,000.00 | | | | | | | | | | | | | |
| (b) Administrative | $ 859.30 | $ 74,210.63 | $ 615,623.53 | $ 10,877.61 | $ 10,405.95 | $ 603.14 | $ 33.62 | $ 16,529.88 | $ 11,605.54 | $ 6,215.08 | $ 82,874.71 | $ 8,636.11 | $ 13,531.50 | $ 2,346.47 | $ 27,617.08 | $ 9,809.49 |
| TOT. ALLOCATED INDIRECT COSTS = | $ 859.30 | $ 134,210.63 | $ 1,155,623.53 | $ 10,877.61 | $ 10,405.95 | $ 603.14 | $ 33.62 | $ 16,529.88 | $ 11,605.54 | $ 6,215.08 | $ 82,874.71 | $ 8,636.11 | $ 13,531.50 | $ 2,346.47 | $ 27,617.08 | $ 9,809.49 |
| TOTAL ACTUAL OPER. EXPENSES = | $ 1,634.30 | $ 752,078.34 | $ 7,158,575.45 | $ 123,236.82 | $ 117,694.57 | $ 62,933.24 | $ 3,757.87 | $ 167,112.85 | $ 115,977.89 | $ 62,757.97 | $ 604,336.15 | $ 87,251.65 | $ 137,685.50 | $ 23,556.76 | $ 279,457.19 | $ 98,666.86 |
| 6D. UNALLOWABLE COSTS | | | $ - | | | | | | | | | | | | | |
| TOT. ALLOWABLE OPER. EXP. = | $ 1,634.30 | $ 752,078.34 | $ 7,158,575.45 | $ 123,236.82 | $ 117,694.57 | $ 62,933.24 | $ 3,757.87 | $ 167,112.85 | $ 115,977.89 | $ 62,757.97 | $ 604,336.15 | $ 87,251.65 | $ 137,685.50 | $ 23,556.76 | $ 279,457.19 | $ 98,666.86 |
| 6E. CAPITAL EXPENDITURES | | | $ - | | | | | | | | | | | | | |
| 6F. UNSPENT FUNDS, FUNDING ALLOCATIONS, AND EXCESS FU | | | | | | | | | | | | | | | | |
| 6F.a Unspent Funds | $ (1,134.30) | $ (52.34) | $ 60,624.58 | $ (1,210.82) | $ (720.18) | $ (543.84) | $ (1,034.13) | $ (719.42) | $ (573.10) | $ (442.94) | $ (561.75) | $ (636.11) | $ (1,448.18) | $ (549.38) | $ (777.61) | $ (156.52) |
| 6G. Funding Allocations | | | | | | | | | | | | | | | | |
| Current Year Funding | | | | | | | | | | | | | | | | |
| Expenditure Report Detail | Provider Subcontract | Funding Source If Federal (i.e., State or Federal and State) | | | | | | | | | | | | | | |
| | | | | | $ - | | | | | | | | | | | |
| | | | | | $ - | | | | | | | | | | | |
| | | | | | $ - | | | | | | | | | | | |
| | | | | | $ - | | | | | | | | | | | |
| | | | | | $ - | | | | | | | | | | | |
| | | | | | $ - | | | | | | | | | | | |
| | | | | | $ - | | | | | | | | | | | |
| | | | | | $ - | | | | | | | | | | | |

Attachment F *(continued)*

**Roman Gastesi**
**County Administrator**
**1100 Simonton Street**
**Key West, FL 33040**

FLORIDA DEPARTMENT OF REVENUE

Reset Form | Print Form

# CERTIFICATION OF TAXABLE VALUE

DR-420
R. 5/12
Rule 12D-16.002
Florida Administrative Code
Effective 11/12

| | |
|---|---|
| Year : 2023 | County : MONROE |
| Principal Authority : MONROE COUNTY BCC | Taxing Authority : MONROE COUNTY BCC |

## SECTION I : COMPLETED BY PROPERTY APPRAISER

| | | | | | |
|---|---|---|---|---|---|
| 1. | Current year taxable value of real property for operating purposes | $ 40,747,649,700 | | | (1) |
| 2. | Current year taxable value of personal property for operating purposes | $ 745,137,770 | | | (2) |
| 3. | Current year taxable value of centrally assessed property for operating purposes | $ 0 | | | (3) |
| 4. | Current year gross taxable value for operating purposes *(Line 1 plus Line 2 plus Line 3)* | $ 41,492,787,470 | | | (4) |
| 5. | Current year net new taxable value (Add new construction, additions, rehabilitative improvements increasing assessed value by at least 100%, annexations, and tangible personal property value over 115% of the previous year's value. Subtract deletions.) | $ 273,007,987 | | | (5) |
| 6. | Current year adjusted taxable value *(Line 4 minus Line 5)* | $ 41,219,779,483 | | | (6) |
| 7. | Prior year FINAL gross taxable value from prior year applicable Form DR-403 series | $ 36,808,540,247 | | | (7) |
| 8. | Does the taxing authority include tax increment financing areas? If yes, enter number of worksheets (DR-420TIF) attached. If none, enter 0 | ☑ YES | ☐ NO | Number 2 | (8) |
| 9. | Does the taxing authority levy a voted debt service millage or a millage voted for 2 years or less under s. 9(b), Article VII, State Constitution? If yes, enter the number of DR-420DEBT, *Certification of Voted Debt Millage* forms attached. If none, enter 0 | ☐ YES | ☑ NO | Number 0 | (9) |

| | | |
|---|---|---|
| SIGN HERE | **Property Appraiser Certification** | I certify the taxable values above are correct to the best of my knowledge. |
| | Signature of Property Appraiser: Electronically Certified by Property Appraiser | Date : 6/29/2023 7:37 AM |

## SECTION II : COMPLETED BY TAXING AUTHORITY

If this portion of the form is not completed in FULL your taxing authority will be denied TRIM certification and possibly lose its millage levy privilege for the tax year. If any line is not applicable, enter -0-.

| | | | | |
|---|---|---|---|---|
| 10. | Prior year operating millage levy *(If prior year millage was adjusted then use adjusted millage from Form DR-422)* | 2.5218 | per $1,000 | (10) |
| 11. | Prior year ad valorem proceeds *(Line 7 multiplied by Line 10, divided by 1,000)* | $ 92,823,777 | | (11) |
| 12. | Amount, if any, paid or applied in prior year as a consequence of an obligation measured by a dedicated increment value *(Sum of either Lines 6c or Line 7a for all DR-420TIF forms)* | $ 1,398,636 | | (12) |
| 13. | Adjusted prior year ad valorem proceeds *(Line 11 minus Line 12)* | $ 91,425,141 | | (13) |
| 14. | Dedicated increment value, if any *(Sum of either Line 6b or Line 7e for all DR-420TIF forms)* | $ 639,030,718 | | (14) |
| 15. | Adjusted current year taxable value *(Line 6 minus Line 14)* | $ 40,580,748,765 | | (15) |
| 16. | Current year rolled-back rate *(Line 13 divided by Line 15, multiplied by 1,000)* | 2.2529 | per $1000 | (16) |
| 17. | Current year proposed operating millage rate | 2.7191 | per $1000 | (17) |
| 18. | Total taxes to be levied at proposed millage rate *(Line 17 multiplied by Line 4, divided by 1,000)* | $ 112,823,038 | | (18) |

Continued on page 2

| | | | | |
|---|---|---|---|---|
| 19. | TYPE of principal authority (check one) | ☑ County | ☐ Independent Special District | (19) |
| | | ☐ Municipality | ☐ Water Management District | |
| 20. | Applicable taxing authority (check one) | ☑ Principal Authority | ☐ Dependent Special District | (20) |
| | | ☐ MSTU | ☐ Water Management District Basin | |
| 21. | Is millage levied in more than one county? (check one) | ☐ Yes | ☑ No | (21) |

**DEPENDENT SPECIAL DISTRICTS AND MSTUs** STOP **STOP HERE - SIGN AND SUBMIT**

| | | | | |
|---|---|---|---|---|
| 22. | Enter the total adjusted prior year ad valorem proceeds of the principal authority, all dependent special districts, and MSTUs levying a millage. *(The sum of Line 13 from all DR-420 forms)* | $ | 117,545,647 | (22) |
| 23. | Current year aggregate rolled-back rate *(Line 22 divided by Line 15, multiplied by 1,000)* | 2.8966 | per $1,000 | (23) |
| 24. | Current year aggregate rolled-back taxes *(Line 4 multiplied by Line 23, divided by 1,000)* | $ | 120,188,008 | (24) |
| 25. | Enter total of all operating ad valorem taxes proposed to be levied by the principal taxing authority, all dependent districts, and MSTUs, if any. *(The sum of Line 18 from all DR-420 forms)* | $ | 141,279,857 | (25) |
| 26. | Current year proposed aggregate millage rate *(Line 25 divided by Line 4, multiplied by 1,000)* | 3.4049 | per $1,000 | (26) |
| 27. | Current year proposed rate as a percent change of rolled-back rate *(Line 26 divided by Line 23, **minus 1**, multiplied by 100)* | | 17.55 % | (27) |

| | | | |
|---|---|---|---|
| **First public budget hearing** | Date : | Time : | Place : |

**SIGN HERE**

**Taxing Authority Certification**

I certify the millages and rates are correct to the best of my knowledge. The millages comply with the provisions of s. 200.065 and the provisions of either s. 200.071 or s. 200.081, F.S.

| | | |
|---|---|---|
| Signature of Chief Administrative Officer : | | Date : |
| Title :<br>TINA BOAN, DIRECTOR BUDGET & FINANCE | Contact Name and Contact Title :<br>JOHN QUINN, BUDGET ANALYST, | |
| Mailing Address :<br>1100 SIMONTON ST, SUITE 2-213 | Physical Address :<br>1100 SIMONTON ST, SUITE 2-213 | |
| City, State, Zip :<br>KEY WEST, FL 33040 | Phone Number :<br>3052924464 | Fax Number : |

Instructions on page 3

FLORIDA DEPARTMENT OF REVENUE

Reset Form | Print Form

# MAXIMUM MILLAGE LEVY CALCULATION
## PRELIMINARY DISCLOSURE
For municipal governments, counties, and special districts

DR-420MM-P
R. 5/12
Rule 12D-16.002
Florida Administrative Code
Effective 11/12

| Year: **2023** | County: MONROE |
|---|---|
| Principal Authority : MONROE COUNTY BCC | Taxing Authority: MONROE COUNTY BCC |

| | | | | |
|---|---|---|---|---|
| 1. | Is your taxing authority a municipality or independent special district that has levied ad valorem taxes for less than 5 years? | ☐ Yes | ☑ No | (1) |

***IF YES,*** STOP ***STOP HERE. SIGN AND SUBMIT. You are not subject to a millage limitation.***

| | | | | |
|---|---|---|---|---|
| 2. | Current year rolled-back rate from Current Year Form DR-420, Line 16 | 2.2529 | per $1,000 | (2) |
| 3. | Prior year maximum millage rate with a majority vote from ***2022*** Form DR-420MM, Line 13 | 3.0373 | per $1,000 | (3) |
| 4. | Prior year operating millage rate from Current Year Form DR-420, Line 10 | 2.5218 | per $1,000 | (4) |

***If Line 4 is equal to or greater than Line 3, skip to Line 11. If less, continue to Line 5.***

**Adjust rolled-back rate based on prior year majority-vote maximum millage rate**

| | | | | |
|---|---|---|---|---|
| 5. | Prior year final gross taxable value from Current Year Form DR-420, Line 7 | $ | 36,808,540,247 | (5) |
| 6. | Prior year maximum ad valorem proceeds with majority vote ***(Line 3 multiplied by Line 5 divided by 1,000)*** | $ | 111,798,579 | (6) |
| 7. | Amount, if any, paid or applied in prior year as a consequence of an obligation measured by a dedicated increment value from Current Year Form DR-420 Line 12 | $ | 1,398,636 | (7) |
| 8. | Adjusted prior year ad valorem proceeds with majority vote ***(Line 6 minus Line 7)*** | $ | 110,399,943 | (8) |
| 9. | Adjusted current year taxable value from Current Year form DR-420 Line 15 | $ | 40,580,748,765 | (9) |
| 10. | Adjusted current year rolled-back rate ***(Line 8 divided by Line 9, multiplied by 1,000)*** | 2.7205 | per $1,000 | (10) |

***Calculate maximum millage levy***

| | | | | |
|---|---|---|---|---|
| 11. | Rolled-back rate to be used for maximum millage levy calculation ***(Enter Line 10 if adjusted or else enter Line 2)*** | 2.7205 | per $1,000 | (11) |
| 12. | Adjustment for change in per capita Florida personal income ***(See Line 12 Instructions)*** | | **1.0284** | (12) |
| 13. | Majority vote maximum millage rate allowed ***(Line 11 multiplied by Line 12)*** | 2.7978 | per $1,000 | (13) |
| 14. | Two-thirds vote maximum millage rate allowed ***(Multiply Line 13 by 1.10)*** | 3.0776 | per $1,000 | (14) |
| 15. | Current year proposed millage rate | 2.7191 | per $1,000 | (15) |
| 16. | **Minimum vote required to levy proposed millage:** (Check one) | | | (16) |

☑ a. Majority vote of the governing body: Check here if Line 15 is less than or equal to Line 13. The maximum millage rate is equal to the majority vote maximum rate. ***Enter Line 13 on Line 17.***

☐ b. Two-thirds vote of governing body: Check here if Line 15 is less than or equal to Line 14, but greater than Line 13. The maximum millage rate is equal to proposed rate. ***Enter Line 15 on Line 17.***

☐ c. Unanimous vote of the governing body, or 3/4 vote if nine members or more: Check here if Line 15 is greater than Line 14. The maximum millage rate is equal to the proposed rate. ***Enter Line 15 on Line 17.***

☐ d. Referendum: The maximum millage rate is equal to the proposed rate. ***Enter Line 15 on Line 17.***

| | | | | |
|---|---|---|---|---|
| 17. | The selection on Line 16 allows a maximum millage rate of ***(Enter rate indicated by choice on Line 16)*** | 2.7978 | per $1,000 | (17) |
| 18. | Current year gross taxable value from Current Year Form DR-420, Line 4 | $ | 41,492,787,470 | (18) |

Continued on page 2

| | | | |
|---|---|---|---|
| 19. | Current year proposed taxes ***(Line 15 multiplied by Line 18, divided by 1,000)*** | $ 112,823,038 | (19) |
| 20. | Total taxes levied at the maximum millage rate ***(Line 17 multiplied by Line 18, divided by 1,000)*** | $ 116,088,521 | (20) |

***DEPENDENT SPECIAL DISTRICTS AND MSTUs*** STOP ***STOP HERE. SIGN AND SUBMIT.***

| | | | |
|---|---|---|---|
| 21. | Enter the current year proposed taxes of all dependent special districts & MSTUs levying a millage . ***(The sum of all Lines 19 from each district's Form DR-420MM-P)*** | $ 28,456,819 | (21) |
| 22. | Total current year proposed taxes ***(Line 19 plus Line 21)*** | $ 141,279,857 | (22) |

***Total Maximum Taxes***

| | | | |
|---|---|---|---|
| 23. | Enter the taxes at the maximum millage of all dependent special districts & MSTUs levying a millage ***(The sum of all Lines 20 from each district's Form DR-420MM-P)*** | $ 30,200,689 | (23) |
| 24. | Total taxes at maximum millage rate ***(Line 20 plus Line 23)*** | $ 146,289,210 | (24) |

***Total Maximum Versus Total Taxes Levied***

| | | | |
|---|---|---|---|
| 25. | Are total current year proposed taxes on Line 22 equal to or less than total taxes at the maximum millage rate on Line 24? (Check one) | ☑ YES ☐ NO | (25) |

***SIGN HERE***

**Taxing Authority Certification**

I certify the millages and rates are correct to the best of my knowledge. The millages comply with the provisions of s. 200.065 and the provisions of either s. 200.071 or s. 200.081, F.S.

Signature of Chief Administrative Officer :

Date :

Title :
TINA BOAN, DIRECTOR BUDGET & FINANCE

Contact Name and Contact Title :
JOHN QUINN, BUDGET ANALYST,

Mailing Address :
1100 SIMONTON ST, SUITE 2-213

Physical Address :
1100 SIMONTON ST, SUITE 2-213

City, State, Zip :
KEY WEST, FL 33040

Phone Number :
3052924464

Fax Number :

***Complete and submit this form DR-420MM-P, Maximum Millage Levy Calculation-Preliminary Disclosure, to your property appraiser with the form DR-420, Certification of Taxable Value.***

Instructions on page 3

FLORIDA DEPARTMENT OF REVENUE

Reset Form | Print Form

# TAX INCREMENT ADJUSTMENT WORKSHEET

DR-420TIF
R. 6/10
Rule 12D-16.002
Florida Administrative Code
Effective 11/12

| | |
|---|---|
| Year : 2023 | County : MONROE |
| Principal Authority : MONROE COUNTY BCC | Taxing Authority : MONROE COUNTY BCC |
| Community Redevelopment Area : Bahama Village | Base Year : 1996 |

**SECTION I : COMPLETED BY PROPERTY APPRAISER**

| | | | |
|---|---|---|---|
| 1. | Current year taxable value in the tax increment area | $ 404,383,386 | (1) |
| 2. | Base year taxable value in the tax increment area | $ 46,516,303 | (2) |
| 3. | Current year tax increment value *(Line 1 minus Line 2)* | $ 357,867,083 | (3) |
| 4. | Prior year Final taxable value in the tax increment area | $ 347,340,887 | (4) |
| 5. | Prior year tax increment value *(Line 4 minus Line 2)* | $ 300,824,584 | (5) |

**SIGN HERE**

**Property Appraiser Certification** — I certify the taxable values above are correct to the best of my knowledge.

Signature of Property Appraiser : Electronically Certified by Property Appraiser

Date : 6/29/2023 7:37 AM

**SECTION II: COMPLETED BY TAXING AUTHORITY** **Complete EITHER line 6 or line 7 as applicable. Do NOT complete both.**

6. If the amount to be paid to the redevelopment trust fund IS BASED on a specific proportion of the tax increment value:

| | | | |
|---|---|---|---|
| 6a. | Enter the proportion on which the payment is based. | 95.00 % | (6a) |
| 6b. | Dedicated increment value *(Line 3 multiplied by the percentage on Line 6a)* ***If value is zero or less than zero, then enter zero on Line 6b*** | $ 339,973,729 | (6b) |
| 6c. | Amount of payment to redevelopment trust fund in prior year | $ 0 | (6c) |

7. If the amount to be paid to the redevelopment trust fund IS NOT BASED on a specific proportion of the tax increment value:

| | | | |
|---|---|---|---|
| 7a. | Amount of payment to redevelopment trust fund in prior year | $ 720,107 | (7a) |
| 7b. | Prior year operating millage levy from Form DR-420, Line 10 | 0.0000 per $1,000 | (7b) |
| 7c. | Taxes levied on prior year tax increment value *(Line 5 multiplied by Line 7b, divided by 1,000)* | $ 0 | (7c) |
| 7d. | Prior year payment as proportion of taxes levied on increment value *(Line 7a divided by Line 7c, multiplied by 100)* | 0.00 % | (7d) |
| 7e. | Dedicated increment value *(Line 3 multiplied by the percentage on Line 7d)* ***If value is zero or less than zero, then enter zero on Line 7e*** | $ 0 | (7e) |

**SIGN HERE**

**Taxing Authority Certification** — **I certify the calculations, millages and rates are correct to the best of my knowledge.**

Signature of Chief Administrative Officer :

Date :

| | | |
|---|---|---|
| Title : TINA BOAN, DIRECTOR BUDGET & FINANCE | Contact Name and Contact Title : JOHN QUINN, BUDGET ANALYST, | |
| Mailing Address : 1100 SIMONTON ST, SUITE 2-213 | Physical Address : 1100 SIMONTON ST, SUITE 2-213 | |
| City, State, Zip : KEY WEST, FL 33040 | Phone Number : 3052924464 | Fax Number : |

FLORIDA DEPARTMENT OF REVENUE

Reset Form | Print Form

# TAX INCREMENT ADJUSTMENT WORKSHEET

DR-420TIF
R. 6/10
Rule 12D-16.002
Florida Administrative Code
Effective 11/12

| | |
|---|---|
| Year : 2023 | County : MONROE |
| Principal Authority : MONROE COUNTY BCC | Taxing Authority : MONROE COUNTY BCC |
| Community Redevelopment Area : Caroline Street Corridor Community | Base Year : 1996 |

**SECTION I : COMPLETED BY PROPERTY APPRAISER**

| | | | |
|---|---|---|---|
| 1. | Current year taxable value in the tax increment area | $ 356,458,963 | (1) |
| 2. | Base year taxable value in the tax increment area | $ 41,662,133 | (2) |
| 3. | Current year tax increment value *(Line 1 minus Line 2)* | $ 314,796,830 | (3) |
| 4. | Prior year Final taxable value in the tax increment area | $ 325,268,673 | (4) |
| 5. | Prior year tax increment value *(Line 4 minus Line 2)* | $ 283,606,540 | (5) |

**SIGN HERE**

**Property Appraiser Certification** — I certify the taxable values above are correct to the best of my knowledge.

Signature of Property Appraiser : Electronically Certified by Property Appraiser

Date : 6/29/2023 7:37 AM

**SECTION II: COMPLETED BY TAXING AUTHORITY** **Complete EITHER line 6 or line 7 as applicable. Do NOT complete both.**

6. If the amount to be paid to the redevelopment trust fund IS BASED on a specific proportion of the tax increment value:

| | | | |
|---|---|---|---|
| 6a. | Enter the proportion on which the payment is based. | 95.00 % | (6a) |
| 6b. | Dedicated increment value *(Line 3 multiplied by the percentage on Line 6a)* ***If value is zero or less than zero, then enter zero on Line 6b*** | $ 299,056,989 | (6b) |
| 6c. | Amount of payment to redevelopment trust fund in prior year | $ 0 | (6c) |

7. If the amount to be paid to the redevelopment trust fund IS NOT BASED on a specific proportion of the tax increment value:

| | | | |
|---|---|---|---|
| 7a. | Amount of payment to redevelopment trust fund in prior year | $ 678,529 | (7a) |
| 7b. | Prior year operating millage levy from Form DR-420, Line 10 | 0.0000 per $1,000 | (7b) |
| 7c. | Taxes levied on prior year tax increment value *(Line 5 multiplied by Line 7b, divided by 1,000)* | $ 0 | (7c) |
| 7d. | Prior year payment as proportion of taxes levied on increment value *(Line 7a divided by Line 7c, multiplied by 100)* | 0.00 % | (7d) |
| 7e. | Dedicated increment value *(Line 3 multiplied by the percentage on Line 7d)* ***If value is zero or less than zero, then enter zero on Line 7e*** | $ 0 | (7e) |

**SIGN HERE**

**Taxing Authority Certification** — **I certify the calculations, millages and rates are correct to the best of my knowledge.**

Signature of Chief Administrative Officer :

Date :

| | | |
|---|---|---|
| Title : TINA BOAN, DIRECTOR BUDGET & FINANCE | Contact Name and Contact Title : JOHN QUINN, BUDGET ANALYST, | |
| Mailing Address : 1100 SIMONTON ST, SUITE 2-213 | Physical Address : 1100 SIMONTON ST, SUITE 2-213 | |
| City, State, Zip : KEY WEST, FL 33040 | Phone Number : 3052924464 | Fax Number : |

FLORIDA DEPARTMENT OF REVENUE

Reset Form | Print Form

# CERTIFICATION OF TAXABLE VALUE

DR-420
R. 5/12
Rule 12D-16.002
Florida Administrative Code
Effective 11/12

| | |
|---|---|
| Year : 2023 | County : MONROE |
| Principal Authority : MONROE COUNTY BCC | Taxing Authority : GEN PURPOSE MSTU |

## SECTION I : COMPLETED BY PROPERTY APPRAISER

| | | | | | |
|---|---|---|---|---|---|
| 1. | Current year taxable value of real property for operating purposes | $ | 19,779,368,547 | | (1) |
| 2. | Current year taxable value of personal property for operating purposes | $ | 316,536,332 | | (2) |
| 3. | Current year taxable value of centrally assessed property for operating purposes | $ | 0 | | (3) |
| 4. | Current year gross taxable value for operating purposes *(Line 1 plus Line 2 plus Line 3)* | $ | 20,095,904,879 | | (4) |
| 5. | Current year net new taxable value (Add new construction, additions, rehabilitative improvements increasing assessed value by at least 100%, annexations, and tangible personal property value over 115% of the previous year's value. Subtract deletions.) | $ | 139,880,650 | | (5) |
| 6. | Current year adjusted taxable value *(Line 4 minus Line 5)* | $ | 19,956,024,229 | | (6) |
| 7. | Prior year FINAL gross taxable value from prior year applicable Form DR-403 series | $ | 17,699,803,308 | | (7) |
| 8. | Does the taxing authority include tax increment financing areas? If yes, enter number of worksheets (DR-420TIF) attached. If none, enter 0 | ☐ YES | ☑ NO | Number 0 | (8) |
| 9. | Does the taxing authority levy a voted debt service millage or a millage voted for 2 years or less under s. 9(b), Article VII, State Constitution? If yes, enter the number of DR-420DEBT, *Certification of Voted Debt Millage* forms attached. If none, enter 0 | ☐ YES | ☑ NO | Number 0 | (9) |

| | | |
|---|---|---|
| SIGN HERE | **Property Appraiser Certification** | I certify the taxable values above are correct to the best of my knowledge. |
| | Signature of Property Appraiser:<br>Electronically Certified by Property Appraiser | Date :<br>6/29/2023 7:37 AM |

## SECTION II : COMPLETED BY TAXING AUTHORITY

If this portion of the form is not completed in FULL your taxing authority will be denied TRIM certification and possibly lose its millage levy privilege for the tax year. If any line is not applicable, enter -0-.

| | | | | | |
|---|---|---|---|---|---|
| 10. | Prior year operating millage levy *(If prior year millage was adjusted then use adjusted millage from Form DR-422)* | | 0.1626 | per $1,000 | (10) |
| 11. | Prior year ad valorem proceeds *(Line 7 multiplied by Line 10, divided by 1,000)* | $ | 2,877,988 | | (11) |
| 12. | Amount, if any, paid or applied in prior year as a consequence of an obligation measured by a dedicated increment value *(Sum of either Lines 6c or Line 7a for all DR-420TIF forms)* | $ | 0 | | (12) |
| 13. | Adjusted prior year ad valorem proceeds *(Line 11 minus Line 12)* | $ | 2,877,988 | | (13) |
| 14. | Dedicated increment value, if any *(Sum of either Line 6b or Line 7e for all DR-420TIF forms)* | $ | 0 | | (14) |
| 15. | Adjusted current year taxable value *(Line 6 minus Line 14)* | $ | 19,956,024,229 | | (15) |
| 16. | Current year rolled-back rate *(Line 13 divided by Line 15, multiplied by 1,000)* | | 0.1442 | per $1000 | (16) |
| 17. | Current year proposed operating millage rate | | 0.1765 | per $1000 | (17) |
| 18. | Total taxes to be levied at proposed millage rate *(Line 17 multiplied by Line 4, divided by 1,000)* | $ | 3,546,927 | | (18) |

Continued on page 2

| | | | | |
|---|---|---|---|---|
| 19. | TYPE of principal authority (check one) | ☑ County | ☐ Independent Special District | (19) |
| | | ☐ Municipality | ☐ Water Management District | |
| 20. | Applicable taxing authority (check one) | ☐ Principal Authority | ☐ Dependent Special District | (20) |
| | | ☑ MSTU | ☐ Water Management District Basin | |
| 21. | Is millage levied in more than one county? (check one) | ☐ Yes | ☑ No | (21) |

**DEPENDENT SPECIAL DISTRICTS AND MSTUs** STOP **STOP HERE - SIGN AND SUBMIT**

| | | | |
|---|---|---|---|
| 22. | Enter the total adjusted prior year ad valorem proceeds of the principal authority, all dependent special districts, and MSTUs levying a millage. *(The sum of Line 13 from all DR-420 forms)* | $ | (22) |
| 23. | Current year aggregate rolled-back rate *(Line 22 divided by Line 15, multiplied by 1,000)* | per $1,000 | (23) |
| 24. | Current year aggregate rolled-back taxes *(Line 4 multiplied by Line 23, divided by 1,000)* | $ | (24) |
| 25. | Enter total of all operating ad valorem taxes proposed to be levied by the principal taxing authority, all dependent districts, and MSTUs, if any. *(The sum of Line 18 from all DR-420 forms)* | $ | (25) |
| 26. | Current year proposed aggregate millage rate *(Line 25 divided by Line 4, multiplied by 1,000)* | per $1,000 | (26) |
| 27. | Current year proposed rate as a percent change of rolled-back rate *(Line 26 divided by Line 23, **minus 1**, multiplied by 100)* | % | (27) |

| | | | |
|---|---|---|---|
| **First public budget hearing** | Date : | Time : | Place : |

**SIGN HERE**

| | | |
|---|---|---|
| **Taxing Authority Certification** | I certify the millages and rates are correct to the best of my knowledge. The millages comply with the provisions of s. 200.065 and the provisions of either s. 200.071 or s. 200.081, F.S. | |
| Signature of Chief Administrative Officer : | | Date : |
| Title :<br>TINA BOAN, DIRECTOR BUDGET & FINANCE | Contact Name and Contact Title :<br>JOHN QUINN, BUDGET ANALYST, | |
| Mailing Address :<br>1100 SIMONTON ST, SUITE 2-213 | Physical Address :<br>1100 SIMONTON ST, SUITE 2-213 | |
| City, State, Zip :<br>KEY WEST, FL 33040 | Phone Number :<br>3052924464 | Fax Number : |

Instructions on page 3

FLORIDA DEPARTMENT OF REVENUE

Reset Form | Print Form

# MAXIMUM MILLAGE LEVY CALCULATION
## PRELIMINARY DISCLOSURE
For municipal governments, counties, and special districts

DR-420MM-P
R. 5/12
Rule 12D-16.002
Florida Administrative Code
Effective 11/12

| Year: **2023** | County: MONROE |
|---|---|
| Principal Authority : MONROE COUNTY BCC | Taxing Authority: GEN PURPOSE MSTU |

| | | | | |
|---|---|---|---|---|
| 1. | Is your taxing authority a municipality or independent special district that has levied ad valorem taxes for less than 5 years? | ☐ Yes | ☑ No | (1) |

***IF YES,*** STOP ***STOP HERE. SIGN AND SUBMIT. You are not subject to a millage limitation.***

| | | | | |
|---|---|---|---|---|
| 2. | Current year rolled-back rate from Current Year Form DR-420, Line 16 | 0.1442 | per $1,000 | (2) |
| 3. | Prior year maximum millage rate with a majority vote from ***2022*** Form DR-420MM, Line 13 | 0.2149 | per $1,000 | (3) |
| 4. | Prior year operating millage rate from Current Year Form DR-420, Line 10 | 0.1626 | per $1,000 | (4) |

***If Line 4 is equal to or greater than Line 3, skip to Line 11. If less, continue to Line 5.***

**Adjust rolled-back rate based on prior year majority-vote maximum millage rate**

| | | | | |
|---|---|---|---|---|
| 5. | Prior year final gross taxable value from Current Year Form DR-420, Line 7 | $ | 17,699,803,308 | (5) |
| 6. | Prior year maximum ad valorem proceeds with majority vote ***(Line 3 multiplied by Line 5 divided by 1,000)*** | $ | 3,803,688 | (6) |
| 7. | Amount, if any, paid or applied in prior year as a consequence of an obligation measured by a dedicated increment value from Current Year Form DR-420 Line 12 | $ | 0 | (7) |
| 8. | Adjusted prior year ad valorem proceeds with majority vote ***(Line 6 minus Line 7)*** | $ | 3,803,688 | (8) |
| 9. | Adjusted current year taxable value from Current Year form DR-420 Line 15 | $ | 19,956,024,229 | (9) |
| 10. | Adjusted current year rolled-back rate ***(Line 8 divided by Line 9, multiplied by 1,000)*** | 0.1906 | per $1,000 | (10) |

***Calculate maximum millage levy***

| | | | | |
|---|---|---|---|---|
| 11. | Rolled-back rate to be used for maximum millage levy calculation ***(Enter Line 10 if adjusted or else enter Line 2)*** | 0.1906 | per $1,000 | (11) |
| 12. | Adjustment for change in per capita Florida personal income ***(See Line 12 Instructions)*** | | **1.0284** | (12) |
| 13. | Majority vote maximum millage rate allowed ***(Line 11 multiplied by Line 12)*** | 0.1960 | per $1,000 | (13) |
| 14. | Two-thirds vote maximum millage rate allowed ***(Multiply Line 13 by 1.10)*** | 0.2156 | per $1,000 | (14) |
| 15. | Current year proposed millage rate | 0.1765 | per $1,000 | (15) |
| 16. | **Minimum vote required to levy proposed millage:** (Check one) | | | (16) |

☑ a. Majority vote of the governing body: Check here if Line 15 is less than or equal to Line 13. The maximum millage rate is equal to the majority vote maximum rate. ***Enter Line 13 on Line 17.***

☐ b. Two-thirds vote of governing body: Check here if Line 15 is less than or equal to Line 14, but greater than Line 13. The maximum millage rate is equal to proposed rate. ***Enter Line 15 on Line 17.***

☐ c. Unanimous vote of the governing body, or 3/4 vote if nine members or more: Check here if Line 15 is greater than Line 14. The maximum millage rate is equal to the proposed rate. ***Enter Line 15 on Line 17.***

☐ d. Referendum: The maximum millage rate is equal to the proposed rate. ***Enter Line 15 on Line 17.***

| | | | | |
|---|---|---|---|---|
| 17. | The selection on Line 16 allows a maximum millage rate of ***(Enter rate indicated by choice on Line 16)*** | 0.1960 | per $1,000 | (17) |
| 18. | Current year gross taxable value from Current Year Form DR-420, Line 4 | $ | 20,095,904,879 | (18) |

Continued on page 2

| | | | |
|---|---|---|---|
| 19. | Current year proposed taxes ***(Line 15 multiplied by Line 18, divided by 1,000)*** | $ 3,546,927 | (19) |
| 20. | Total taxes levied at the maximum millage rate ***(Line 17 multiplied by Line 18, divided by 1,000)*** | $ 3,938,797 | (20) |

***DEPENDENT SPECIAL DISTRICTS AND MSTUs*** STOP ***STOP HERE. SIGN AND SUBMIT.***

| | | | |
|---|---|---|---|
| 21. | Enter the current year proposed taxes of all dependent special districts & MSTUs levying a millage . ***(The sum of all Lines 19 from each district's Form DR-420MM-P)*** | $ | (21) |
| 22. | Total current year proposed taxes ***(Line 19 plus Line 21)*** | $ | (22) |

***Total Maximum Taxes***

| | | | |
|---|---|---|---|
| 23. | Enter the taxes at the maximum millage of all dependent special districts & MSTUs levying a millage ***(The sum of all Lines 20 from each district's Form DR-420MM-P)*** | $ | (23) |
| 24. | Total taxes at maximum millage rate ***(Line 20 plus Line 23)*** | $ | (24) |

***Total Maximum Versus Total Taxes Levied***

| | | | |
|---|---|---|---|
| 25. | Are total current year proposed taxes on Line 22 equal to or less than total taxes at the maximum millage rate on Line 24? (Check one) | ☐ YES ☐ NO | (25) |

***SIGN HERE***

**Taxing Authority Certification**

I certify the millages and rates are correct to the best of my knowledge. The millages comply with the provisions of s. 200.065 and the provisions of either s. 200.071 or s. 200.081, F.S.

Signature of Chief Administrative Officer :

Date :

Title :
TINA BOAN, DIRECTOR BUDGET & FINANCE

Contact Name and Contact Title :
JOHN QUINN, BUDGET ANALYST,

Mailing Address :
1100 SIMONTON ST, SUITE 2-213

Physical Address :
1100 SIMONTON ST, SUITE 2-213

City, State, Zip :
KEY WEST, FL 33040

Phone Number :
3052924464

Fax Number :

***Complete and submit this form DR-420MM-P, Maximum Millage Levy Calculation-Preliminary Disclosure, to your property appraiser with the form DR-420, Certification of Taxable Value.***

Instructions on page 3

FLORIDA DEPARTMENT OF REVENUE

Reset Form | Print Form

# CERTIFICATION OF TAXABLE VALUE

DR-420
R. 5/12
Rule 12D-16.002
Florida Administrative Code
Effective 11/12

| | |
|---|---|
| Year : 2023 | County : MONROE |
| Principal Authority : MONROE COUNTY BCC | Taxing Authority : LOWER/MID KEYS FIRE/AMB-M |

## SECTION I : COMPLETED BY PROPERTY APPRAISER

| | | | | | |
|---|---|---|---|---|---|
| 1. | Current year taxable value of real property for operating purposes | $ 9,077,932,136 | | | (1) |
| 2. | Current year taxable value of personal property for operating purposes | $ 188,429,480 | | | (2) |
| 3. | Current year taxable value of centrally assessed property for operating purposes | $ 0 | | | (3) |
| 4. | Current year gross taxable value for operating purposes *(Line 1 plus Line 2 plus Line 3)* | $ 9,266,361,616 | | | (4) |
| 5. | Current year net new taxable value (Add new construction, additions, rehabilitative improvements increasing assessed value by at least 100%, annexations, and tangible personal property value over 115% of the previous year's value. Subtract deletions.) | $ 81,687,815 | | | (5) |
| 6. | Current year adjusted taxable value *(Line 4 minus Line 5)* | $ 9,184,673,801 | | | (6) |
| 7. | Prior year FINAL gross taxable value from prior year applicable Form DR-403 series | $ 8,168,525,398 | | | (7) |
| 8. | Does the taxing authority include tax increment financing areas? If yes, enter number of worksheets (DR-420TIF) attached. If none, enter 0 | ☐ YES | ☑ NO | Number 0 | (8) |
| 9. | Does the taxing authority levy a voted debt service millage or a millage voted for 2 years or less under s. 9(b), Article VII, State Constitution? If yes, enter the number of DR-420DEBT, *Certification of Voted Debt Millage* forms attached. If none, enter 0 | ☐ YES | ☑ NO | Number 0 | (9) |

| | | |
|---|---|---|
| SIGN HERE | **Property Appraiser Certification** | I certify the taxable values above are correct to the best of my knowledge. |
| | Signature of Property Appraiser: Electronically Certified by Property Appraiser | Date : 6/29/2023 7:37 AM |

## SECTION II : COMPLETED BY TAXING AUTHORITY

If this portion of the form is not completed in FULL your taxing authority will be denied TRIM certification and possibly lose its millage levy privilege for the tax year. If any line is not applicable, enter -0-.

| | | | | |
|---|---|---|---|---|
| 10. | Prior year operating millage levy *(If prior year millage was adjusted then use adjusted millage from Form DR-422)* | 1.8330 | per $1,000 | (10) |
| 11. | Prior year ad valorem proceeds *(Line 7 multiplied by Line 10, divided by 1,000)* | $ 14,972,907 | | (11) |
| 12. | Amount, if any, paid or applied in prior year as a consequence of an obligation measured by a dedicated increment value *(Sum of either Lines 6c or Line 7a for all DR-420TIF forms)* | $ 0 | | (12) |
| 13. | Adjusted prior year ad valorem proceeds *(Line 11 minus Line 12)* | $ 14,972,907 | | (13) |
| 14. | Dedicated increment value, if any *(Sum of either Line 6b or Line 7e for all DR-420TIF forms)* | $ 0 | | (14) |
| 15. | Adjusted current year taxable value *(Line 6 minus Line 14)* | $ 9,184,673,801 | | (15) |
| 16. | Current year rolled-back rate *(Line 13 divided by Line 15, multiplied by 1,000)* | 1.6302 | per $1000 | (16) |
| 17. | Current year proposed operating millage rate | 1.6932 | per $1000 | (17) |
| 18. | Total taxes to be levied at proposed millage rate *(Line 17 multiplied by Line 4, divided by 1,000)* | $ 15,689,803 | | (18) |

Continued on page 2

| | | | | |
|---|---|---|---|---|
| 19. | TYPE of principal authority (check one) | ☑ County | ☐ Independent Special District | (19) |
| | | ☐ Municipality | ☐ Water Management District | |
| 20. | Applicable taxing authority (check one) | ☐ Principal Authority | ☐ Dependent Special District | (20) |
| | | ☑ MSTU | ☐ Water Management District Basin | |
| 21. | Is millage levied in more than one county? (check one) | ☐ Yes | ☑ No | (21) |

**DEPENDENT SPECIAL DISTRICTS AND MSTUs** STOP **STOP HERE - SIGN AND SUBMIT**

| | | | |
|---|---|---|---|
| 22. | Enter the total adjusted prior year ad valorem proceeds of the principal authority, all dependent special districts, and MSTUs levying a millage. *(The sum of Line 13 from all DR-420 forms)* | $ | (22) |
| 23. | Current year aggregate rolled-back rate *(Line 22 divided by Line 15, multiplied by 1,000)* | per $1,000 | (23) |
| 24. | Current year aggregate rolled-back taxes *(Line 4 multiplied by Line 23, divided by 1,000)* | $ | (24) |
| 25. | Enter total of all operating ad valorem taxes proposed to be levied by the principal taxing authority, all dependent districts, and MSTUs, if any. *(The sum of Line 18 from all DR-420 forms)* | $ | (25) |
| 26. | Current year proposed aggregate millage rate *(Line 25 divided by Line 4, multiplied by 1,000)* | per $1,000 | (26) |
| 27. | Current year proposed rate as a percent change of rolled-back rate *(Line 26 divided by Line 23, **minus 1**, multiplied by 100)* | % | (27) |

| | | | |
|---|---|---|---|
| **First public budget hearing** | Date : | Time : | Place : |

**SIGN HERE**

| | | |
|---|---|---|
| **Taxing Authority Certification** | I certify the millages and rates are correct to the best of my knowledge. The millages comply with the provisions of s. 200.065 and the provisions of either s. 200.071 or s. 200.081, F.S. | |
| Signature of Chief Administrative Officer : | | Date : |
| Title :<br>TINA BOAN, DIRECTOR BUDGET & FINANCE | Contact Name and Contact Title :<br>JOHN QUINN, BUDGET ANALYST, | |
| Mailing Address :<br>1100 SIMONTON ST, SUITE 2-213 | Physical Address :<br>1100 SIMONTON ST, SUITE 2-213 | |
| City, State, Zip :<br>KEY WEST, FL 33040 | Phone Number :<br>3052924464 | Fax Number : |

Instructions on page 3

Reset Form | Print Form

# MAXIMUM MILLAGE LEVY CALCULATION
## PRELIMINARY DISCLOSURE
For municipal governments, counties, and special districts

DR-420MM-P
R. 5/12
Rule 12D-16.002
Florida Administrative Code
Effective 11/12

| Year: **2023** | County: MONROE |
|---|---|
| Principal Authority : MONROE COUNTY BCC | Taxing Authority: LOWER/MID KEYS FIRE/AMB-M |

| | | | | |
|---|---|---|---|---|
| 1. | Is your taxing authority a municipality or independent special district that has levied ad valorem taxes for less than 5 years? | ☐ Yes | ☑ No | (1) |

***IF YES,*** STOP ***STOP HERE. SIGN AND SUBMIT. You are not subject to a millage limitation.***

| | | | | |
|---|---|---|---|---|
| 2. | Current year rolled-back rate from Current Year Form DR-420, Line 16 | 1.6302 | per $1,000 | (2) |
| 3. | Prior year maximum millage rate with a majority vote from ***2022*** Form DR-420MM, Line 13 | 1.9671 | per $1,000 | (3) |
| 4. | Prior year operating millage rate from Current Year Form DR-420, Line 10 | 1.8330 | per $1,000 | (4) |

***If Line 4 is equal to or greater than Line 3, skip to Line 11. If less, continue to Line 5.***

**Adjust rolled-back rate based on prior year majority-vote maximum millage rate**

| | | | | |
|---|---|---|---|---|
| 5. | Prior year final gross taxable value from Current Year Form DR-420, Line 7 | $ | 8,168,525,398 | (5) |
| 6. | Prior year maximum ad valorem proceeds with majority vote ***(Line 3 multiplied by Line 5 divided by 1,000)*** | $ | 16,068,306 | (6) |
| 7. | Amount, if any, paid or applied in prior year as a consequence of an obligation measured by a dedicated increment value from Current Year Form DR-420 Line 12 | $ | 0 | (7) |
| 8. | Adjusted prior year ad valorem proceeds with majority vote ***(Line 6 minus Line 7)*** | $ | 16,068,306 | (8) |
| 9. | Adjusted current year taxable value from Current Year form DR-420 Line 15 | $ | 9,184,673,801 | (9) |
| 10. | Adjusted current year rolled-back rate ***(Line 8 divided by Line 9, multiplied by 1,000)*** | 1.7495 | per $1,000 | (10) |

***Calculate maximum millage levy***

| | | | | |
|---|---|---|---|---|
| 11. | Rolled-back rate to be used for maximum millage levy calculation ***(Enter Line 10 if adjusted or else enter Line 2)*** | 1.7495 | per $1,000 | (11) |
| 12. | Adjustment for change in per capita Florida personal income ***(See Line 12 Instructions)*** | | **1.0284** | (12) |
| 13. | Majority vote maximum millage rate allowed ***(Line 11 multiplied by Line 12)*** | 1.7992 | per $1,000 | (13) |
| 14. | Two-thirds vote maximum millage rate allowed ***(Multiply Line 13 by 1.10)*** | 1.9791 | per $1,000 | (14) |
| 15. | Current year proposed millage rate | 1.6932 | per $1,000 | (15) |
| 16. | **Minimum vote required to levy proposed millage:** (Check one) | | | (16) |

☑ a. Majority vote of the governing body: Check here if Line 15 is less than or equal to Line 13. The maximum millage rate is equal to the majority vote maximum rate. ***Enter Line 13 on Line 17.***

☐ b. Two-thirds vote of governing body: Check here if Line 15 is less than or equal to Line 14, but greater than Line 13. The maximum millage rate is equal to proposed rate. ***Enter Line 15 on Line 17.***

☐ c. Unanimous vote of the governing body, or 3/4 vote if nine members or more: Check here if Line 15 is greater than Line 14. The maximum millage rate is equal to the proposed rate. ***Enter Line 15 on Line 17.***

☐ d. Referendum: The maximum millage rate is equal to the proposed rate. ***Enter Line 15 on Line 17.***

| | | | | |
|---|---|---|---|---|
| 17. | The selection on Line 16 allows a maximum millage rate of ***(Enter rate indicated by choice on Line 16)*** | 1.7992 | per $1,000 | (17) |
| 18. | Current year gross taxable value from Current Year Form DR-420, Line 4 | $ | 9,266,361,616 | (18) |

Continued on page 2

| | | | |
|---|---|---|---|
| 19. | Current year proposed taxes ***(Line 15 multiplied by Line 18, divided by 1,000)*** | $ 15,689,803 | (19) |
| 20. | Total taxes levied at the maximum millage rate ***(Line 17 multiplied by Line 18, divided by 1,000)*** | $ 16,672,038 | (20) |

***DEPENDENT SPECIAL DISTRICTS AND MSTUs*** STOP ***STOP HERE. SIGN AND SUBMIT.***

| | | | |
|---|---|---|---|
| 21. | Enter the current year proposed taxes of all dependent special districts & MSTUs levying a millage . ***(The sum of all Lines 19 from each district's Form DR-420MM-P)*** | $ | (21) |
| 22. | Total current year proposed taxes ***(Line 19 plus Line 21)*** | $ | (22) |

***Total Maximum Taxes***

| | | | |
|---|---|---|---|
| 23. | Enter the taxes at the maximum millage of all dependent special districts & MSTUs levying a millage ***(The sum of all Lines 20 from each district's Form DR-420MM-P)*** | $ | (23) |
| 24. | Total taxes at maximum millage rate ***(Line 20 plus Line 23)*** | $ | (24) |

***Total Maximum Versus Total Taxes Levied***

| | | | |
|---|---|---|---|
| 25. | Are total current year proposed taxes on Line 22 equal to or less than total taxes at the maximum millage rate on Line 24? (Check one) | ☐ YES ☐ NO | (25) |

***SIGN HERE***

**Taxing Authority Certification**

I certify the millages and rates are correct to the best of my knowledge. The millages comply with the provisions of s. 200.065 and the provisions of either s. 200.071 or s. 200.081, F.S.

Signature of Chief Administrative Officer :

Date :

Title :
TINA BOAN, DIRECTOR BUDGET & FINANCE

Contact Name and Contact Title :
JOHN QUINN, BUDGET ANALYST,

Mailing Address :
1100 SIMONTON ST, SUITE 2-213

Physical Address :
1100 SIMONTON ST, SUITE 2-213

City, State, Zip :
KEY WEST, FL 33040

Phone Number :
3052924464

Fax Number :

***Complete and submit this form DR-420MM-P, Maximum Millage Levy Calculation-Preliminary Disclosure, to your property appraiser with the form DR-420, Certification of Taxable Value.***

Instructions on page 3

FLORIDA DEPARTMENT OF REVENUE

Reset Form | Print Form

# CERTIFICATION OF TAXABLE VALUE

DR-420
R. 5/12
Rule 12D-16.002
Florida Administrative Code
Effective 11/12

| | |
|---|---|
| Year : 2023 | County : MONROE |
| Principal Authority : MONROE COUNTY BCC | Taxing Authority : Local Road Patrol Law Enforcement |

## SECTION I : COMPLETED BY PROPERTY APPRAISER

| | | | | | |
|---|---|---|---|---|---|
| 1. | Current year taxable value of real property for operating purposes | $ | 19,779,368,547 | | (1) |
| 2. | Current year taxable value of personal property for operating purposes | $ | 316,536,332 | | (2) |
| 3. | Current year taxable value of centrally assessed property for operating purposes | $ | 0 | | (3) |
| 4. | Current year gross taxable value for operating purposes *(Line 1 plus Line 2 plus Line 3)* | $ | 20,095,904,879 | | (4) |
| 5. | Current year net new taxable value (Add new construction, additions, rehabilitative improvements increasing assessed value by at least 100%, annexations, and tangible personal property value over 115% of the previous year's value. Subtract deletions.) | $ | 139,880,650 | | (5) |
| 6. | Current year adjusted taxable value *(Line 4 minus Line 5)* | $ | 19,956,024,229 | | (6) |
| 7. | Prior year FINAL gross taxable value from prior year applicable Form DR-403 series | $ | 17,699,803,308 | | (7) |
| 8. | Does the taxing authority include tax increment financing areas? If yes, enter number of worksheets (DR-420TIF) attached. If none, enter 0 | ☐ YES | ☑ NO | Number 0 | (8) |
| 9. | Does the taxing authority levy a voted debt service millage or a millage voted for 2 years or less under s. 9(b), Article VII, State Constitution? If yes, enter the number of DR-420DEBT, *Certification of Voted Debt Millage* forms attached. If none, enter 0 | ☐ YES | ☑ NO | Number 0 | (9) |

| | | |
|---|---|---|
| SIGN HERE | **Property Appraiser Certification** | I certify the taxable values above are correct to the best of my knowledge. |
| | Signature of Property Appraiser:<br>Electronically Certified by Property Appraiser | Date :<br>6/29/2023 7:37 AM |

## SECTION II : COMPLETED BY TAXING AUTHORITY

If this portion of the form is not completed in FULL your taxing authority will be denied TRIM certification and possibly lose its millage levy privilege for the tax year. If any line is not applicable, enter -0-.

| | | | | | |
|---|---|---|---|---|---|
| 10. | Prior year operating millage levy *(If prior year millage was adjusted then use adjusted millage from Form DR-422)* | | 0.3201 | per $1,000 | (10) |
| 11. | Prior year ad valorem proceeds *(Line 7 multiplied by Line 10, divided by 1,000)* | $ | 5,665,707 | | (11) |
| 12. | Amount, if any, paid or applied in prior year as a consequence of an obligation measured by a dedicated increment value *(Sum of either Lines 6c or Line 7a for all DR-420TIF forms)* | $ | 0 | | (12) |
| 13. | Adjusted prior year ad valorem proceeds *(Line 11 minus Line 12)* | $ | 5,665,707 | | (13) |
| 14. | Dedicated increment value, if any *(Sum of either Line 6b or Line 7e for all DR-420TIF forms)* | $ | 0 | | (14) |
| 15. | Adjusted current year taxable value *(Line 6 minus Line 14)* | $ | 19,956,024,229 | | (15) |
| 16. | Current year rolled-back rate *(Line 13 divided by Line 15, multiplied by 1,000)* | | 0.2839 | per $1000 | (16) |
| 17. | Current year proposed operating millage rate | | 0.3118 | per $1000 | (17) |
| 18. | Total taxes to be levied at proposed millage rate *(Line 17 multiplied by Line 4, divided by 1,000)* | $ | 6,265,903 | | (18) |

Continued on page 2

| | | | | |
|---|---|---|---|---|
| 19. | TYPE of principal authority (check one) | ☑ County | ☐ Independent Special District | (19) |
| | | ☐ Municipality | ☐ Water Management District | |
| 20. | Applicable taxing authority (check one) | ☐ Principal Authority | ☐ Dependent Special District | (20) |
| | | ☑ MSTU | ☐ Water Management District Basin | |
| 21. | Is millage levied in more than one county? (check one) | ☐ Yes | ☑ No | (21) |

**DEPENDENT SPECIAL DISTRICTS AND MSTUs** STOP **STOP HERE - SIGN AND SUBMIT**

| | | | |
|---|---|---|---|
| 22. | Enter the total adjusted prior year ad valorem proceeds of the principal authority, all dependent special districts, and MSTUs levying a millage. *(The sum of Line 13 from all DR-420 forms)* | $ | (22) |
| 23. | Current year aggregate rolled-back rate *(Line 22 divided by Line 15, multiplied by 1,000)* | per $1,000 | (23) |
| 24. | Current year aggregate rolled-back taxes *(Line 4 multiplied by Line 23, divided by 1,000)* | $ | (24) |
| 25. | Enter total of all operating ad valorem taxes proposed to be levied by the principal taxing authority, all dependent districts, and MSTUs, if any. *(The sum of Line 18 from all DR-420 forms)* | $ | (25) |
| 26. | Current year proposed aggregate millage rate *(Line 25 divided by Line 4, multiplied by 1,000)* | per $1,000 | (26) |
| 27. | Current year proposed rate as a percent change of rolled-back rate *(Line 26 divided by Line 23, **minus 1**, multiplied by 100)* | % | (27) |

| | | | |
|---|---|---|---|
| **First public budget hearing** | Date : | Time : | Place : |

**SIGN HERE**

**Taxing Authority Certification**

I certify the millages and rates are correct to the best of my knowledge. The millages comply with the provisions of s. 200.065 and the provisions of either s. 200.071 or s. 200.081, F.S.

| | | |
|---|---|---|
| Signature of Chief Administrative Officer : | | Date : |
| Title :<br>TINA BOAN, DIRECTOR BUDGET & FINANCE | Contact Name and Contact Title :<br>JOHN QUINN, BUDGET ANALYST, | |
| Mailing Address :<br>1100 SIMONTON ST, SUITE 2-213 | Physical Address :<br>1100 SIMONTON ST, SUITE 2-213 | |
| City, State, Zip :<br>KEY WEST, FL 33040 | Phone Number :<br>3052924464 | Fax Number : |

Instructions on page 3

Reset Form | Print Form

# MAXIMUM MILLAGE LEVY CALCULATION
## PRELIMINARY DISCLOSURE
For municipal governments, counties, and special districts

DR-420MM-P
R. 5/12
Rule 12D-16.002
Florida Administrative Code
Effective 11/12

| Year: **2023** | County: MONROE |
|---|---|
| Principal Authority : MONROE COUNTY BCC | Taxing Authority: Local Road Patrol Law Enforcement |

| | | | | |
|---|---|---|---|---|
| 1. | Is your taxing authority a municipality or independent special district that has levied ad valorem taxes for less than 5 years? | ☐ Yes | ☑ No | (1) |

***IF YES,*** STOP ***STOP HERE. SIGN AND SUBMIT. You are not subject to a millage limitation.***

| | | | | |
|---|---|---|---|---|
| 2. | Current year rolled-back rate from Current Year Form DR-420, Line 16 | 0.2839 | per $1,000 | (2) |
| 3. | Prior year maximum millage rate with a majority vote from ***2022*** Form DR-420MM, Line 13 | 0.3620 | per $1,000 | (3) |
| 4. | Prior year operating millage rate from Current Year Form DR-420, Line 10 | 0.3201 | per $1,000 | (4) |

***If Line 4 is equal to or greater than Line 3, skip to Line 11. If less, continue to Line 5.***

**Adjust rolled-back rate based on prior year majority-vote maximum millage rate**

| | | | | |
|---|---|---|---|---|
| 5. | Prior year final gross taxable value from Current Year Form DR-420, Line 7 | $ | 17,699,803,308 | (5) |
| 6. | Prior year maximum ad valorem proceeds with majority vote ***(Line 3 multiplied by Line 5 divided by 1,000)*** | $ | 6,407,329 | (6) |
| 7. | Amount, if any, paid or applied in prior year as a consequence of an obligation measured by a dedicated increment value from Current Year Form DR-420 Line 12 | $ | 0 | (7) |
| 8. | Adjusted prior year ad valorem proceeds with majority vote ***(Line 6 minus Line 7)*** | $ | 6,407,329 | (8) |
| 9. | Adjusted current year taxable value from Current Year form DR-420 Line 15 | $ | 19,956,024,229 | (9) |
| 10. | Adjusted current year rolled-back rate ***(Line 8 divided by Line 9, multiplied by 1,000)*** | 0.3211 | per $1,000 | (10) |

***Calculate maximum millage levy***

| | | | | |
|---|---|---|---|---|
| 11. | Rolled-back rate to be used for maximum millage levy calculation ***(Enter Line 10 if adjusted or else enter Line 2)*** | 0.3211 | per $1,000 | (11) |
| 12. | Adjustment for change in per capita Florida personal income ***(See Line 12 Instructions)*** | | **1.0284** | (12) |
| 13. | Majority vote maximum millage rate allowed ***(Line 11 multiplied by Line 12)*** | 0.3302 | per $1,000 | (13) |
| 14. | Two-thirds vote maximum millage rate allowed ***(Multiply Line 13 by 1.10)*** | 0.3632 | per $1,000 | (14) |
| 15. | Current year proposed millage rate | 0.3118 | per $1,000 | (15) |
| 16. | **Minimum vote required to levy proposed millage:** (Check one) | | | (16) |

☑ a. Majority vote of the governing body: Check here if Line 15 is less than or equal to Line 13. The maximum millage rate is equal to the majority vote maximum rate. ***Enter Line 13 on Line 17.***

☐ b. Two-thirds vote of governing body: Check here if Line 15 is less than or equal to Line 14, but greater than Line 13. The maximum millage rate is equal to proposed rate. ***Enter Line 15 on Line 17.***

☐ c. Unanimous vote of the governing body, or 3/4 vote if nine members or more: Check here if Line 15 is greater than Line 14. The maximum millage rate is equal to the proposed rate. ***Enter Line 15 on Line 17.***

☐ d. Referendum: The maximum millage rate is equal to the proposed rate. ***Enter Line 15 on Line 17.***

| | | | | |
|---|---|---|---|---|
| 17. | The selection on Line 16 allows a maximum millage rate of ***(Enter rate indicated by choice on Line 16)*** | 0.3302 | per $1,000 | (17) |
| 18. | Current year gross taxable value from Current Year Form DR-420, Line 4 | $ | 20,095,904,879 | (18) |

Continued on page 2

| | | | |
|---|---|---|---|
| 19. | Current year proposed taxes ***(Line 15 multiplied by Line 18, divided by 1,000)*** | $ 6,265,903 | (19) |
| 20. | Total taxes levied at the maximum millage rate ***(Line 17 multiplied by Line 18, divided by 1,000)*** | $ 6,635,668 | (20) |

***DEPENDENT SPECIAL DISTRICTS AND MSTUs*** STOP ***STOP HERE. SIGN AND SUBMIT.***

| | | | |
|---|---|---|---|
| 21. | Enter the current year proposed taxes of all dependent special districts & MSTUs levying a millage . ***(The sum of all Lines 19 from each district's Form DR-420MM-P)*** | $ | (21) |
| 22. | Total current year proposed taxes ***(Line 19 plus Line 21)*** | $ | (22) |

***Total Maximum Taxes***

| | | | |
|---|---|---|---|
| 23. | Enter the taxes at the maximum millage of all dependent special districts & MSTUs levying a millage ***(The sum of all Lines 20 from each district's Form DR-420MM-P)*** | $ | (23) |
| 24. | Total taxes at maximum millage rate ***(Line 20 plus Line 23)*** | $ | (24) |

***Total Maximum Versus Total Taxes Levied***

| | | | |
|---|---|---|---|
| 25. | Are total current year proposed taxes on Line 22 equal to or less than total taxes at the maximum millage rate on Line 24? (Check one) | ☐ YES ☐ NO | (25) |

***SIGN HERE***

**Taxing Authority Certification**

I certify the millages and rates are correct to the best of my knowledge. The millages comply with the provisions of s. 200.065 and the provisions of either s. 200.071 or s. 200.081, F.S.

Signature of Chief Administrative Officer :

Date :

Title :
TINA BOAN, DIRECTOR BUDGET & FINANCE

Contact Name and Contact Title :
JOHN QUINN, BUDGET ANALYST,

Mailing Address :
1100 SIMONTON ST, SUITE 2-213

Physical Address :
1100 SIMONTON ST, SUITE 2-213

City, State, Zip :
KEY WEST, FL 33040

Phone Number :
3052924464

Fax Number :

***Complete and submit this form DR-420MM-P, Maximum Millage Levy Calculation-Preliminary Disclosure, to your property appraiser with the form DR-420, Certification of Taxable Value.***

Instructions on page 3

FLORIDA DEPARTMENT OF REVENUE

Reset Form | Print Form

# CERTIFICATION OF TAXABLE VALUE

DR-420
R. 5/12
Rule 12D-16.002
Florida Administrative Code
Effective 11/12

| | |
|---|---|
| Year : 2023 | County : MONROE |
| Principal Authority : MONROE COUNTY BCC | Taxing Authority : Middle Keys Health Care MSTU |

## SECTION I : COMPLETED BY PROPERTY APPRAISER

| | | | | | |
|---|---|---|---|---|---|
| 1. | Current year taxable value of real property for operating purposes | $ 5,908,371,012 | | | (1) |
| 2. | Current year taxable value of personal property for operating purposes | $ 0 | | | (2) |
| 3. | Current year taxable value of centrally assessed property for operating purposes | $ 0 | | | (3) |
| 4. | Current year gross taxable value for operating purposes *(Line 1 plus Line 2 plus Line 3)* | $ 5,908,371,012 | | | (4) |
| 5. | Current year net new taxable value (Add new construction, additions, rehabilitative improvements increasing assessed value by at least 100%, annexations, and tangible personal property value over 115% of the previous year's value. Subtract deletions.) | $ 75,297,667 | | | (5) |
| 6. | Current year adjusted taxable value *(Line 4 minus Line 5)* | $ 5,833,073,345 | | | (6) |
| 7. | Prior year FINAL gross taxable value from prior year applicable Form DR-403 series | $ 5,207,808,849 | | | (7) |
| 8. | Does the taxing authority include tax increment financing areas? If yes, enter number of worksheets (DR-420TIF) attached. If none, enter 0 | ☐ YES | ☑ NO | Number 0 | (8) |
| 9. | Does the taxing authority levy a voted debt service millage or a millage voted for 2 years or less under s. 9(b), Article VII, State Constitution? If yes, enter the number of DR-420DEBT, *Certification of Voted Debt Millage* forms attached. If none, enter 0 | ☐ YES | ☑ NO | Number 0 | (9) |

| | | |
|---|---|---|
| SIGN HERE | **Property Appraiser Certification** | I certify the taxable values above are correct to the best of my knowledge. |
| | Signature of Property Appraiser: Electronically Certified by Property Appraiser | Date : 6/29/2023 7:37 AM |

## SECTION II : COMPLETED BY TAXING AUTHORITY

If this portion of the form is not completed in FULL your taxing authority will be denied TRIM certification and possibly lose its millage levy privilege for the tax year. If any line is not applicable, enter -0-.

| | | | | |
|---|---|---|---|---|
| 10. | Prior year operating millage levy *(If prior year millage was adjusted then use adjusted millage from Form DR-422)* | 0.5000 | per $1,000 | (10) |
| 11. | Prior year ad valorem proceeds *(Line 7 multiplied by Line 10, divided by 1,000)* | $ 2,603,904 | | (11) |
| 12. | Amount, if any, paid or applied in prior year as a consequence of an obligation measured by a dedicated increment value *(Sum of either Lines 6c or Line 7a for all DR-420TIF forms)* | $ 0 | | (12) |
| 13. | Adjusted prior year ad valorem proceeds *(Line 11 minus Line 12)* | $ 2,603,904 | | (13) |
| 14. | Dedicated increment value, if any *(Sum of either Line 6b or Line 7e for all DR-420TIF forms)* | $ 0 | | (14) |
| 15. | Adjusted current year taxable value *(Line 6 minus Line 14)* | $ 5,833,073,345 | | (15) |
| 16. | Current year rolled-back rate *(Line 13 divided by Line 15, multiplied by 1,000)* | 0.4464 | per $1000 | (16) |
| 17. | Current year proposed operating millage rate | 0.5000 | per $1000 | (17) |
| 18. | Total taxes to be levied at proposed millage rate *(Line 17 multiplied by Line 4, divided by 1,000)* | $ 2,954,186 | | (18) |

Continued on page 2

| | | | | |
|---|---|---|---|---|
| 19. | TYPE of principal authority (check one) | ☑ County | ☐ Independent Special District | (19) |
| | | ☐ Municipality | ☐ Water Management District | |
| 20. | Applicable taxing authority (check one) | ☐ Principal Authority | ☐ Dependent Special District | (20) |
| | | ☑ MSTU | ☐ Water Management District Basin | |
| 21. | Is millage levied in more than one county? (check one) | ☐ Yes | ☑ No | (21) |

**DEPENDENT SPECIAL DISTRICTS AND MSTUs** STOP **STOP HERE - SIGN AND SUBMIT**

| | | | |
|---|---|---|---|
| 22. | Enter the total adjusted prior year ad valorem proceeds of the principal authority, all dependent special districts, and MSTUs levying a millage. *(The sum of Line 13 from all DR-420 forms)* | $ | (22) |
| 23. | Current year aggregate rolled-back rate *(Line 22 divided by Line 15, multiplied by 1,000)* | per $1,000 | (23) |
| 24. | Current year aggregate rolled-back taxes *(Line 4 multiplied by Line 23, divided by 1,000)* | $ | (24) |
| 25. | Enter total of all operating ad valorem taxes proposed to be levied by the principal taxing authority, all dependent districts, and MSTUs, if any. *(The sum of Line 18 from all DR-420 forms)* | $ | (25) |
| 26. | Current year proposed aggregate millage rate *(Line 25 divided by Line 4, multiplied by 1,000)* | per $1,000 | (26) |
| 27. | Current year proposed rate as a percent change of rolled-back rate *(Line 26 divided by Line 23, **minus 1**, multiplied by 100)* | % | (27) |

| | | | |
|---|---|---|---|
| **First public budget hearing** | Date : | Time : | Place : |

**SIGN HERE**

**Taxing Authority Certification**

I certify the millages and rates are correct to the best of my knowledge. The millages comply with the provisions of s. 200.065 and the provisions of either s. 200.071 or s. 200.081, F.S.

| | | |
|---|---|---|
| Signature of Chief Administrative Officer : | | Date : |
| Title :<br>TINA BOAN, DIRECTOR BUDGET & FINANCE | Contact Name and Contact Title :<br>JOHN QUINN, BUDGET ANALYST, | |
| Mailing Address :<br>1100 SIMONTON ST, SUITE 2-213 | Physical Address :<br>1100 SIMONTON ST, SUITE 2-213 | |
| City, State, Zip :<br>KEY WEST, FL 33040 | Phone Number :<br>3052924464 | Fax Number : |

Instructions on page 3

FLORIDA DEPARTMENT OF REVENUE

Reset Form | Print Form

# MAXIMUM MILLAGE LEVY CALCULATION
## PRELIMINARY DISCLOSURE
For municipal governments, counties, and special districts

DR-420MM-P
R. 5/12
Rule 12D-16.002
Florida Administrative Code
Effective 11/12

| Year: **2023** | County: MONROE |
|---|---|
| Principal Authority : MONROE COUNTY BCC | Taxing Authority: Middle Keys Health Care MSTU |

| | | | | |
|---|---|---|---|---|
| 1. | Is your taxing authority a municipality or independent special district that has levied ad valorem taxes for less than 5 years? | ☐ Yes | ☑ No | (1) |

***IF YES,*** STOP ***STOP HERE. SIGN AND SUBMIT. You are not subject to a millage limitation.***

| | | | | |
|---|---|---|---|---|
| 2. | Current year rolled-back rate from Current Year Form DR-420, Line 16 | 0.4464 | per $1,000 | (2) |
| 3. | Prior year maximum millage rate with a majority vote from ***2022*** Form DR-420MM, Line 13 | 0.4564 | per $1,000 | (3) |
| 4. | Prior year operating millage rate from Current Year Form DR-420, Line 10 | 0.5000 | per $1,000 | (4) |

***If Line 4 is equal to or greater than Line 3, skip to Line 11. If less, continue to Line 5.***

**Adjust rolled-back rate based on prior year majority-vote maximum millage rate**

| | | | | |
|---|---|---|---|---|
| 5. | Prior year final gross taxable value from Current Year Form DR-420, Line 7 | $ 0 | | (5) |
| 6. | Prior year maximum ad valorem proceeds with majority vote ***(Line 3 multiplied by Line 5 divided by 1,000)*** | $ 0 | | (6) |
| 7. | Amount, if any, paid or applied in prior year as a consequence of an obligation measured by a dedicated increment value from Current Year Form DR-420 Line 12 | $ 0 | | (7) |
| 8. | Adjusted prior year ad valorem proceeds with majority vote ***(Line 6 minus Line 7)*** | $ 0 | | (8) |
| 9. | Adjusted current year taxable value from Current Year form DR-420 Line 15 | $ 0 | | (9) |
| 10. | Adjusted current year rolled-back rate ***(Line 8 divided by Line 9, multiplied by 1,000)*** | 0.0000 | per $1,000 | (10) |

***Calculate maximum millage levy***

| | | | | |
|---|---|---|---|---|
| 11. | Rolled-back rate to be used for maximum millage levy calculation ***(Enter Line 10 if adjusted or else enter Line 2)*** | 0.4464 | per $1,000 | (11) |
| 12. | Adjustment for change in per capita Florida personal income ***(See Line 12 Instructions)*** | | **1.0284** | (12) |
| 13. | Majority vote maximum millage rate allowed ***(Line 11 multiplied by Line 12)*** | 0.4591 | per $1,000 | (13) |
| 14. | Two-thirds vote maximum millage rate allowed ***(Multiply Line 13 by 1.10)*** | 0.5050 | per $1,000 | (14) |
| 15. | Current year proposed millage rate | 0.5000 | per $1,000 | (15) |
| 16. | **Minimum vote required to levy proposed millage:** (Check one) | | | (16) |

☐ a. Majority vote of the governing body: Check here if Line 15 is less than or equal to Line 13. The maximum millage rate is equal to the majority vote maximum rate. ***Enter Line 13 on Line 17.***

☑ b. Two-thirds vote of governing body: Check here if Line 15 is less than or equal to Line 14, but greater than Line 13. The maximum millage rate is equal to proposed rate. ***Enter Line 15 on Line 17.***

☐ c. Unanimous vote of the governing body, or 3/4 vote if nine members or more: Check here if Line 15 is greater than Line 14. The maximum millage rate is equal to the proposed rate. ***Enter Line 15 on Line 17.***

☐ d. Referendum: The maximum millage rate is equal to the proposed rate. ***Enter Line 15 on Line 17.***

| | | | | |
|---|---|---|---|---|
| 17. | The selection on Line 16 allows a maximum millage rate of ***(Enter rate indicated by choice on Line 16)*** | 0.5000 | per $1,000 | (17) |
| 18. | Current year gross taxable value from Current Year Form DR-420, Line 4 | $ 5,908,371,012 | | (18) |

Continued on page 2

| | | | |
|---|---|---|---|
| 19. | Current year proposed taxes ***(Line 15 multiplied by Line 18, divided by 1,000)*** | $ 2,954,186 | (19) |
| 20. | Total taxes levied at the maximum millage rate ***(Line 17 multiplied by Line 18, divided by 1,000)*** | $ 2,954,186 | (20) |

***DEPENDENT SPECIAL DISTRICTS AND MSTUs*** STOP ***STOP HERE. SIGN AND SUBMIT.***

| | | | |
|---|---|---|---|
| 21. | Enter the current year proposed taxes of all dependent special districts & MSTUs levying a millage . ***(The sum of all Lines 19 from each district's Form DR-420MM-P)*** | $ | (21) |
| 22. | Total current year proposed taxes ***(Line 19 plus Line 21)*** | $ | (22) |

***Total Maximum Taxes***

| | | | |
|---|---|---|---|
| 23. | Enter the taxes at the maximum millage of all dependent special districts & MSTUs levying a millage ***(The sum of all Lines 20 from each district's Form DR-420MM-P)*** | $ | (23) |
| 24. | Total taxes at maximum millage rate ***(Line 20 plus Line 23)*** | $ | (24) |

***Total Maximum Versus Total Taxes Levied***

| | | | |
|---|---|---|---|
| 25. | Are total current year proposed taxes on Line 22 equal to or less than total taxes at the maximum millage rate on Line 24? (Check one) | ☐ YES ☐ NO | (25) |

***SIGN HERE***

**Taxing Authority Certification**

I certify the millages and rates are correct to the best of my knowledge. The millages comply with the provisions of s. 200.065 and the provisions of either s. 200.071 or s. 200.081, F.S.

| | |
|---|---|
| Signature of Chief Administrative Officer : | Date : |
| Title :<br>TINA BOAN, DIRECTOR BUDGET & FINANCE | Contact Name and Contact Title :<br>JOHN QUINN, BUDGET ANALYST, |
| Mailing Address :<br>1100 SIMONTON ST, SUITE 2-213 | Physical Address :<br>1100 SIMONTON ST, SUITE 2-213 |
| City, State, Zip :<br>KEY WEST, FL 33040 | Phone Number :<br>3052924464 / Fax Number : |

***Complete and submit this form DR-420MM-P, Maximum Millage Levy Calculation-Preliminary Disclosure, to your property appraiser with the form DR-420, Certification of Taxable Value.***

Instructions on page 3

# COUNTY of MONROE
**The Florida Keys**

**BOARD OF COUNTY COMMISSIONERS**
Mayor Craig Cates, District 1
Mayor Pro Tem Holly Merrill Raschein, District 5
Michelle Lincoln, District 2
James K. Scholl, District 3
David Rice, District 4

## Budget Meeting Meeting
## July 18, 2023
## Agenda Item Number: F2
## 2023-1296

---

**BULK ITEM:** Yes

**DEPARTMENT:** Budget and Finance

**TIME APPROXIMATE:**
N/A

**STAFF CONTACT:** John Quinn

---

**AGENDA ITEM WORDING:** Approval of various resolutions for the transfer of funds and resolutions for the receipt of unanticipated revenue.

---

**ITEM BACKGROUND:**
SEE ATTACHED ITEMS

---

**PREVIOUS RELEVANT BOCC ACTION:**
SEE ATTACHED ITEMS

---

**CONTRACT/AGREEMENT CHANGES:**

---

**STAFF RECOMMENDATION:** Approval

---

**DOCUMENTATION:**

---

**FINANCIAL IMPACT:**

# COUNTY of MONROE
**The Florida Keys**

**BOARD OF COUNTY COMMISSIONERS**
Mayor Craig Cates, District 1
Mayor Pro Tem Holly Merrill Raschein, District 5
Michelle Lincoln, District 2
James K. Scholl, District 3
David Rice, District 4

## Budget Meeting Meeting
## July 18, 2023
## Agenda Item Number: G1
## 2023-1227

---

**BULK ITEM:** No

**DEPARTMENT:** Solid Waste

**TIME APPROXIMATE:**

**STAFF CONTACT:** Cheryl Sullivan

---

**AGENDA ITEM WORDING:** A Public Hearing to consider Approval of a Resolution adopting the final Residential Sold Waste Collection, Disposal, and Recycling non ad valorem special assessment rates for fiscal year 2023/2024. The final rate will increase by $11.15 per year (2.5%) to $457.15 per household/unit.

---

**ITEM BACKGROUND:**
The resolution sets the final residential solid waste, collection service rates for the upcoming Fiscal Year 2023-24. The proposed rate is $457.15 per household/unit an increase of $11.15 / year. The total rate is proposed to increase from $446 to $457.15 (adjustment of 2.5%), which includes for the residential collection portion of the rate to increase from $215.20 to $220.58.; the residential disposal portion from $173.10 to $177.43, and the residential recycle portion from $57.70 to $59.14. This proposed increase in the special assessment rate is needed to; 1) offset the Consumer Price Index (CPI) increase adjustments to the Franchisees and disposal contractors (by contract the CPI adjustment is capped at 2.5%); 2) Support collection and haul-out cost for the increase of illegal dumping; 3) to ensure the fund balance remains healthy.

---

**PREVIOUS RELEVANT BOCC ACTION:**

The Board adopted the following rates:

FY 23 $446 *Resolution No. 239-2022*

FY 22 $413 *Resolution No. 270-2021*

FY 21 $407 *Resolution No. 232-2020*

FY 20 $402 *Resolution No. 233-2019*

FY 19 $394 *Resolution No. 227-2018*

FY 18 $386 *Resolution No. 229-2017*

FY 17 $386 *Resolution No. 169-2016* (The BOCC reduced this assessment by $18 from $404 to $386 in 2016 for FY 17 as a result of the Yard Waste contract.)

FY 16 $404 *Resolution No. 194-2015*

FY 15 $404 *Resolution No. 197-2014*

-

---

**CONTRACT/AGREEMENT CHANGES:**
N/A

---

**STAFF RECOMMENDATION:** Approval

---

**DOCUMENTATION:**

FINAL Signed Resolution Adopting Residential SW Rates 2023-2024.pdf
Notice Solid Waste 2024 Solid Waste Assessment - Marathon 7-18-2023 Budget Meeting.pdf

---

**FINANCIAL IMPACT:**
Fiscal Fund Solid Waste 414-40000, $457.15 X 34,516 (approximately) = $15,778,989.40 10/1/2023.

**RESOLUTION NO. _____-2023**

**A RESOLUTION OF THE BOARD OF COUNTY COMMISSIONERS OF MONROE COUNTY, FLORIDA, ADOPTING THE FINAL RESIDENTIAL SOLID WASTE COLLECTION, DISPOSAL AND RECYCLING RATES FOR THE FISCAL YEAR 2023-2024**

**BE IT RESOLVED BY THE BOARD OF COUNTY COMMISSIONERS OF MONROE COUNTY, FLORIDA, as follows:**

**Section 1. The Board hereby adopts the following final rates for Collection of Residential Solid Waste:**

1. For each single family home - $220.58 per annum;
2. For each mobile home- $220.58 per annum;
3. For each multi-family unit - $220.58 per annum.

**Section 2. The Board hereby adopts the following final rates for Disposal of Residential Solid Waste:**

1. For each single family home - $177.43 per annum;
2. For each mobile home- $177.43 per annum;
3. For each multi-family unit - $177.43 per annum.

**Section 3. The Board hereby adopts the following final rates for Recycling of Residential Solid Waste:**

1. For each single family home - $59.14 per annum;
2. For each mobile home- $59.14 per annum;
3. For each multi-family unit - $59.14 per annum.

**Section 4. The Board hereby adopts the following final rates for Fiscal year 2023-2024:**

1. For each single family home - $457.15 per annum;
2. For each mobile home- $457.15 per annum;
3. For each multi-family unit - $457.15 per annum.

**Section 5. The Board hereby directs the Monroe County Clerk to transmit this executed Resolution to the Monroe County Property Appraiser and Monroe County Tax Collector.**

**PASSED AND ADOPTED** by the Board of County Commissioners of Monroe County, Florida, at a meeting of said Board held on the 18th day of July, 2023.

| | |
|---|---|
| Mayor Craig Cates | _____ |
| Mayor Pro Tem Holly Raschein | _____ |
| Commissioner Michelle Lincoln | _____ |
| Commissioner James K. Scholl | _____ |
| Commissioner David Rice | _____ |

(SEAL)
Attest: KEVIN MADOK, CLERK

BY:_____
As Deputy Clerk

BOARD OF COUNTY COMMISSIONERS
OF MONROE COUNTY, FLORIDA

BY: _____
Mayor

MONROE COUNTY ATTORNEY
APPROVED AS TO FORM:
Christine Limbert-Barrows
CHRISTINE LIMBERT-BARROWS
ASSISTANT COUNTY ATTORNEY
DATE: 6/5/23

# KEYSWIDE CLASSIFIED®

**Deadline for KWC Classifieds:**
**DAILY at 10a.m.**
**CALL 305.292.7777 ext. 710210**
**MON. - FRI. until 4p.m.**

## NOTICE TO ADVERTISERS

In case of errors, please check your ad the first day it appears. In the event of an error, we are responsible for the first incorrect insertion of an ad. The Citizen does not assume responsibility for any reason beyond the cost of the ad itself.

## CANCELLATIONS

All word ad rates are placement fees and non-refundable (for frequency days canceled). Ads may be removed from the publication with placement fee remaining.

## NOTICE TO CONTRACTORS

Monroe County requires that Contractors that advertise must include their permanent certificate of competency number. If you have questions concerning requirements, please call the Monroe County Building Department at (305)289-2564.

## Help Wanted Lower Keys

**BOAT CAPTAIN NEEDED**
Master Captain (100) needed for new tour company . Drive a boat around Key West and get paid plus tips. Starting pay is $25 an hour which is negotiable with experience. Please call 305-414-8162 to inquire.

**CDL CLASS A DRIVER**
We are hiring CDL CLASS A Drivers, Monday-Friday with overtime available.
Hazmat not needed.
Please apply at Charley Toppino & Sons, Inc., 129 Toppino Industrial Drive, Key West, FL; ask for Cheryl.
305-296-5606 ext 126.

**ELECTRICIANS WANTED**
Local reputable company is seeeking experienced Electricians. Offering confidential interviews. Not happy where you're at? Let's talk. We'll pay you what you're worth. Please email: keywestelectricians@gmail.com

**FULL AND PART TIME STAFF** NEEDED
Do you love books? Do you love people?
Are you detail-oriented and a quick learner?
**We're looking for a full-time and part-time staff.**
We will train, but retail experience and knowledge of books a plus.
Local residents preferred.
Email resume and a cover letter to Booksandbooks@TSKW.org

NOW HIRING
**Receptionist/Office Assistant**
Looking for the right individual to join our team! The right candidate should have a good attitude, be able to multitask in a fast paced environment, a good sense of humor and great work ethic. Must be able to commit to a full time position - Mon-Fri, 8-5PM.

Experience with Quickbooks and Outlook is preferred but will train the right person. Must be a quick learner. Great position for high school graduate with little experience.

Duties include but are not limited to:
* Answering phones.
* Scheduling.
* Scanning/filing.
* Following up with customers.
* Assisting others with work load.

We offer paid vacation, paid holidays, medical insurance, and 401k.
Resumes can be emailed to: check@checkelectricllc.com

**RECEPTIONIST / ASSISTANT**
The Housing Authority of the City of Key West, Florida Is Now Hiring a Receptionist / Assistant.
Temporary and Permanent Positions Available.
Part-Time & Full-Time Available
Flexible Schedule during operating hours for Part-Time
Operating Hours are M-F 8:00 a.m. to 5:00 p.m.
No experience needed!
To apply, please contact Human Resources at: martinezm@kwha.org or 305-296-5621.
Applications are available at the Administrative Office located at 1400 Kennedy Dr., Key West or online at: www.kwha.org
EOE & Drug Free Workplace
This opportunity is covered under Section 3 of the HUD Act of 1968

**TELECOMMUNICATION TECHNICIAN**
Telecommunication Technician II sought by Wave Link Corp of Puerto Rico for Islamorada, FL to do installation & rigging of telecommunications eqpmt. Must have 48 mos exp as a Telecommunication Technician involved w/ cable or wireless telecommunication installations. Special skills: OSHA 10 Construction & NFPA 70E cert. Resumes to: Gabriela Guzman, 87961 Old Highway, Islamorada, FL 33036. NO CALLS.

**TOUR GUIDES/OPERATORS**
A new tour company is opening soon and is looking for operators or guides. Pay is $18 per hour and up depending on experience. Must have valid driver's license.
Please call 305-414-8162 to inquire.

## Yard Sale Map

**407 AMELIA ST.**
Saturday 6/17, 7:00am - 10:00am
A little bit of everything, household goods, bedding, kid's toys, decorations, costumes and accessories.

## Calls For Bids

**NOTICE OF REQUEST FOR COMPETITIVE SOLICITATIONS**

**NOTICE IS HEREBY GIVEN** that on **Wednesday, July 12, 2023, at 3:00 P.M.**, the Monroe County Purchasing Office will receive and open sealed responses for the following:

**Pine Channel Nature Park Landscaping Enhancements**
**Monroe County, Florida**

Pursuant to F.S. 50.0211(3)(a), all published competitive solicitation notices can be viewed at: www.floridapublicnotices.com, a searchable Statewide repository for all published legal notices. Requirements for submission and the selection criteria may be requested from DemandStar at www.demandstar.com OR www.monroecounty-fl.gov/bids. The Public Record is available upon request.

Monroe County Purchasing Department receives bids electronically. Please do not mail or attempt to deliver in person any sealed bids. Mailed/physically delivered bids/proposals/responses WILL NOT be accepted.

The Monroe County Purchasing Department hereby directs that bids be submitted via email to: OMB-BIDS@monroecounty-fl.gov, no later than 3:00P.M., on July 12, 2023. Please submit your confidential financial information in a SEPARATE EMAIL from your bid and required documents. Your subject line on both emails must read as follows:

**Pine Channel Nature Park Landscaping Enhancements 07-12-2023**

Files that do not contain this subject line WILL BE REJECTED. Please note that the maximum file size that will be accepted by email is 25MB. Please plan accordingly to ensure that your bid is not rejected due to the file size. Should your bid documents exceed 25MB, in advance of the bid opening, please email: omb-purchasing@monroecounty-fl.gov so accommodations for delivery of your bid can be made prior to the bid opening. Please be advised that it is the bidder's sole responsibility to ensure delivery of their bid and waiting until the bid opening to address or confirm your bid submission delivery will result in your bid being rejected.

**The bid opening for this solicitation will be held virtually, via the internet, at 3:00 P.M., on July 12, 2023. You may call in by phone or internet using the following:**

Join Zoom Meeting
https://mcbocc.zoom.us/j/4509326156
Meeting ID: 4509326156
One tap mobile:
+16465189805,,4509326156#
US (New York)
+16699006833,,4509326156#
US (San Jose)
Dial by your location:
+1 646 518 9805 (New York)
+1 669 900 6833 (San Jose)
06/17/23 - KWC
421065 3893382

COMPETITIVE SOLICITATION / PULIC MEETING / BID OPENING

NOTICE IS HEREBY GIVEN TO PROSPECTIVE BIDDERS THAT the Monroe County School District will be receiving bids and having public meetings for the following:
RFQ 2023010 – Founders Park Baseball Field Design Build - Opens 7/7/23 @9:00 amMonroe County School District, Administration Building, 241 Trumbo Rd., Key West, FL
33040

Bid Documents may be requested from Demandstar by calling 1-800-711-1712, by going to www.demandstar.com or by going to www.keysschools.com/competitivesolicitations.

All bids must be received electronically on or before dates specified in the bid documents. The Monroe County School District reserves the right, at its sole discretion, to accept or reject any and all bids and to waive informalities or irregularities when it is in the best interest of the Board to do so.
Please contact Taylor Gandolfo, Buyer, with any questions regarding this bid at Taylor.Gandolfo@KeysSchools.com or (305) 293-1400 Ext 53382.
06/17/2023, 06/20/23- KWC
422157 3894545

## Notice of Action

IN THE COURT OF THE 16TH JUDICAL CIRCUIT
IN AND FOR MONROE COUNTY, FLORIDA

Case No.: 44-2023-DR000159-AO-OIKW

Division:

Jose A Jorinto Sanchez,
And
Deisy R. Mencia Amaya

NOTICE OF ACTION FOR
Dissolution of Marriage

TO: Deisy R. Mencia Amaya, Honduras

YOU ARE NOTIFIED that an action for Divorce has been filed against you and that you are required to serve a copy of your written defenses, if any to it on Jose A Jarinto Sanchez, whose address is 16B 8 Avenue Key West, FL, 33040,on or before 7/17/23 and file the original with the clerk of the Court at 500 Whitehead St. Key West, FL, 33040 before service on Petitioner or immediately thereafter. If you fail to do so, a default may be entered against you for the relief demanded in the petition.

Copies of all court documents in this case, including orders, are available at the Clerk of the Circuit Court's office. You may review these documents upon request.

You must keep the Clerk of the Circuit Court's office notified of your current address. (You may file Designation of the Current Mailing and E-Mail Address, Florida Supreme Court Approved Family Law Form 12.915.) Future papers in this lawsuit will be mailed or e-mailed to the addresses on record at the clerk's office.

Instructions for Florida Supreme Court Approved Family Law Form 12.913(a)(2), Notice of Action For Family Cases With Minor or Dependent Child(ren) (06/18)

Warning: Rule 12.285, Florida Family Law Rules of Procedure, requires certain automatic disclosure of documents and information. Failure to comply can result in sanctions, including dismissal or striking of pleadings.
Date: 6/9/23
KEVIN MADOK, CPA, CLERK
CLERK OF THE CIRCUIT COURT
By: Riza Hall (Riza Hall)
Deputy Clerk
Publish: 6/17/23, 6/24/23, 7/1/23, 7/8/23 KWC
435089 3894826

## Public Notices

Notice is hereby given of the Florida Department of Environmental Protection's (Department) approval of a consolidated verification of exemption consistent with Rule 62-330.051(5)(b), F.A.C. and Section 403.813(1)(b), F.S. and a letter of consent authorizing use of state-owned submerged lands, pursuant to Chapters 253 and 258, F.S. and Chapters 18-18, 18-20 and 18-21, F.A.C. (File No. 0416099-002 EE, as amended), Monroe County ("Approval"), to Mr. Frank McKee. The Approval authorizes installation of a dock with one uncovered boat lift for a total over water structure of 370 square feet at 19 Card Sound, Key Largo, FL 33037 in Biscayne Bay, Class III Outstanding Florida Waters, and part of Biscayne Bay Aquatic Preserve, Section 12, Township 59 South, Range 40 East, Monroe County. The Department can be reached at (239) 344-5600 or by e-mail at SouthDistrict@floridadep.gov for a copy of the Approval.

**NOTICE OF RIGHTS**
This action is final and effective on the date filed with the Clerk of the Department unless a petition for an administrative hearing is timely filed under Sections 120.569 and 120.57, F.S., before the deadline for filing a petition. On the filing of a timely and sufficient petition, this action will not be final and effective until further order of the Department. Because the administrative hearing process is designed to formulate final agency action, the hearing process may result in a modification of the agency action or even denial of the application.

Petition for Administrative Hearing
A person whose substantial interests are affected by the Department's action may petition for an administrative proceeding (hearing) under Sections 120.569 and 120.57, F.S. Pursuant to Rules 28-106.201 and 28-106.301, F.A.C., a petition for an administrative hearing must contain the following information:

(a) The name and address of each agency affected and each agency's file or identification number, if known;
(b) The name, address, and telephone number of the petitioner; the name, address, and telephone number of the petitioner's representative, if any, which shall be the address for service purposes during the course of the proceeding; and an explanation of how the petitioner's substantial interests are or will be affected by the agency determination;

(c) A statement of when and how the petitioner received notice of the agency decision;

(d) A statement of all disputed issues of material fact. If there are none, the petition must so indicate;

(e) A concise statement of the ultimate facts alleged, including the specific facts that the petitioner contends warrant reversal or modification of the agency's proposed action;

(f) A statement of the specific rules or statutes that the petitioner contends require reversal or modification of the agency's proposed action, including an explanation of how the alleged facts relate to the specific rules or statutes; and
(g) A statement of the relief sought by the petitioner, stating precisely the action that the petitioner wishes the agency to take with respect to the agency's proposed action. The petition must be filed (received by the Clerk) in the Office of General Counsel of the Department at 3900 Commonwealth Boulevard, Mail Station 35, Tallahassee, Florida 32399-3000, or via electronic correspondence at Agency_Clerk@dep.state.fl.us. Also, a copy of the petition shall be mailed to the applicant at the address indicated above at the time of filing.

Time Period for Filing a Petition
In accordance with Rule 62-110.106(3), F.A.C., petitions for an administrative hearing by the applicant and persons entitled to written notice under Section 120.60(3), F.S., must be filed within 21 days of receipt of this written notice. Petitions filed by any persons other than the applicant, and other than those entitled to written notice under Section 120.60(3), F.S., must be filed within 21 days of publication of the notice or within 21 days of receipt of the written notice, whichever occurs first. You cannot justifiably rely on the finality of this decision unless notice of this decision and the right of substantially affected persons to challenge this decision has been duly published or otherwise provided to all persons substantially affected by the decision. While you are not required to publish notice of this action, you may elect to do so pursuant Rule 62-110.106(10)(a).

The failure to file a petition within the appropriate time period shall constitute a waiver of that person's right to request an administrative determination (hearing) under Sections 120.569 and 120.57, F.S., or to intervene in this proceeding and participate as a party to it. Any subsequent intervention (in a proceeding initiated by another party) will be only at the discretion of the presiding officer upon the filing of a motion in compliance with Rule 28-106.205, F.A.C. If you do not publish notice of this action, this waiver will not apply to persons who have not received written notice of this action.

Extension of Time
Under Rule 62-110.106(4), F.A.C., a person whose substantial interests are affected by the Department's action may also request an extension of time to file a petition for an administrative hearing. The Department may, for good cause shown, grant the request for an extension of time. Requests for extension of time must be filed with the Office of General Counsel of the Department at 3900 Commonwealth Boulevard, Mail Station 35, Tallahassee, Florida 32399-3000, or via electronic correspondence at Agency_Clerk@dep.state.fl.us, before the deadline for filing a petition for an administrative hearing. A timely request for extension of time shall toll the running of the time period for filing a petition until the request is acted upon.

Mediation
Mediation is not available in this proceeding.

FLAWAC Review

The applicant, or any party within the meaning of Section 373.114(1)(a) or 373.4275, F.S., may also seek appellate review of this order before the Land and Water Adjudicatory Commission under Section 373.114(1) or 373.4275, F.S. Requests for review before the Land and Water Adjudicatory Commission must be filed with the Secretary of the Commission and served on the Department within 20 days from the date when this order is filed with the Clerk of the Department.

Judicial Review
Once this decision becomes final, any party to this action has the right to seek judicial review pursuant to Section 120.68, F.S., by filing a Notice of Appeal pursuant to Florida Rules of Appellate Procedure 9.110 and 9.190 with the Clerk of the Department in the Office of General Counsel (Station #35, 3900 Commonwealth Boulevard, Tallahassee, Florida 32399-3000) and by filing a copy of the Notice of Appeal accompanied by the applicable filing fees with the appropriate district court of appeal. The notice must be filed within 30 days from the date this action is filed with the Clerk of the Department.
06/17/23 - KWC
425675 3894227

## Notice to Creditors

IN THE CIRCUIT COURT OF THE 16TH JUDICIAL CIRCUIT IN AND FOR MONROE COUNTY, FLORIDA
File No. 23-CP-00052-P
IN RE: ESTATE OF PROBATE DIVISION
CYNTHIA ROSENSTEIN,
Deceased.

**NOTICE TO CREDITORS**

The administration of the estate of CYNTHIA ROSENSTEIN, Deceased, whose date of death was March 22, 2022, is pending in the Circuit Court for MONROE County, Florida, Probate Division, the address of which is Freeman Justice Center, is 500 Whitehead Street, Key West, Fl. 33040. The names and addresses of the personal representative and the personal representative's attorney are set forth below.
All creditors of the decedent and other persons having claims or demands against decedent's estate on whom a copy of this notice is required to be served must file their claims with this court WITHIN THE LATER OF 3 MONTHS AFTER THE TIME OF THE FIRST PUBLICATION OF THIS NOTICE OR 30 DAYS AFTER THE DATE OF SERVICE OF A COPY OF THIS NOTICE ON THEM.
All other creditors of the decedent and other persons having claims or demands against decedent's estate must file their claims with this court WITHIN 3 MONTHS AFTER THE DATE OF THE FIRST PUBLICATION OF THIS NOTICE.
ALL CLAIMS NOT FILED WITHIN THE TIME PERIODS SET FORTH IN SECTION 733.702 OF THE FLORIDA PROBATE CODE WILL BE FOREVER BARRED.
NOTWITHSTANDING THE TIME PERIODS SET FORTH ABOVE, ANY CLAIM FILED TWO (2) YEARS OR MORE AFTER THE DECEDENT'S DATE OF DEATH IS BARRED.
The date of first publication of this notice is June 17, 2023.

Attorney for Personal Representative:
Scott R. Bugay, Esquire
Florida Bar No. 5207
Citicentre, Suite P600
290 NW 165 TH Street
Miami FL 33169
Telephone: (305) 956-9040
Fax: (305) 945-2905
Primary Email: Scott@srblawyers.com
Secondary Email: angelica@srblawyers.com

HELEN STEIN,
Personal Representative
06/17/23, 06/24/23 - KWC
420633 3894733

## Public Meeting

NOTICE OF PUBLIC MEETINGS
FLORIDA KEYS AQUEDUCT AUTHORITY

WEDNESDAY, JUNE 28, 2023

FLORIDA KEYS AQUEDUCT TAVERNIER CUSTOMER SERVICE

91620 Overseas Highway
Tavernier, Florida 33070
Public Hearing
10:00am

FLORIDA KEYS AQUEDUCT AUTHORITY

615 33rd STREET GULF
MARATHON, FLORIDA 33050
Public Hearing
1:00pm

FLORIDA KEYS AQUEDUCT AUTHORITY

1100 Kennedy Drive
Key West, Florida 33040
Public Hearing
3:00pm

The purpose of the Public Hearing is to receive public input on the Authority's proposed collection of non-ad valorem wastewater installation fees for stand alone systems for the lower Keys onsite wastewater district service area.

All agendas and backup can be viewed on our web site @ www.fkaa.com., or a copy of the Agenda, or any backup, is available upon request from FKAA, Pam Albury, Executive Office Coordinator, 1100 Kennedy Drive, Key West, FL 33040, (305) 295-2205, palbury@fkaa.com.

ADA ASSISTANCE: If you are a person with a disability who needs special accommodations in order to participate in this proceeding, please contact the Florida Keys Aqueduct Authority, by phoning (305) 295-2205.
05/27/23, 06/03/23, 06/10/23, 06/17/23 - KWC
419913 3892665

**NOTICE OF PUBLIC HEARING TO REIMPOSE AND PROVIDE FOR COLLECTION OF SOLID WASTE SERVICE SPECIAL ASSESSMENTS**

**Notice is hereby given that the Board of County Commissioners of Monroe County, Florida, (BOCC) will conduct a Public Hearing to consider reimposing solid waste service assessments for the Fiscal Year beginning October 1, 2023, against certain improved residential properties located within Monroe County, the City of Marathon, the City of Layton, and the City of Key Colony Beach, to fund the cost of solid waste collection services, facilities and programs provided to such properties, and to authorize collection of such assessments on the tax bill.**

**The Public Hearing will be held at 10:00 A.M., on July 18, 2023, (the Budget Meeting of the Board of Monroe County Commissioners), at the Marathon Government Center, 2798 Overseas Highway, 2nd Floor, Marathon, Florida 33050. The public can attend the Public Hearing in person, or via Zoom, for the purpose of contributing or receiving public comments on the proposed assessments. The Zoom link can be found in the electronic meeting agenda at the following address: http://monroecountyfl.iqm2.com/citizens/default.aspx.**

**All affected property owners have a right to appear at the hearing, in person or virtually, and to file written objections with the County Commission, within 20 calendar days of the first publication date of this notice. Pursuant to section 286.0105, Florida Statutes, notice is given that if a person decides to appeal any decision made by the County Commission with respect to any matter considered at the hearing, such person will need a record of the proceedings, and may need to ensure that a verbatim record is made, including the testimony and evidence upon which the appeal is to be made. In accordance with the Americans with Disabilities Act, persons needing a special accommodation or an interpreter to participate in this proceeding should contact the County Administrator's Office at (305) 292-4441, at least 48 hours prior to the date of the hearing. If hearing or voice-impaired, contact the Florida Relay Service Number, by dialing "711" for assistance.**

**The total annual solid waste assessment revenue to be collected within Monroe County, the City of Marathon, the City of Layton, and the City of Key Colony Beach for the upcoming fiscal year is estimated to be $15,778,989.40. The rate of assessment for the upcoming fiscal year shall be $457.15 per residential dwelling unit. The maximum rate of assessment that can be imposed in the Fiscal Year commencing October 1, 2023, and future fiscal years, shall be $457.15 per residential dwelling unit. Copies of the legal documentation for the assessment program will be made available upon request by contacting the County Administrator's Office at (305) 292-4441, Monday through Friday, between the hours of 8:30 A.M. and 5:00 P.M.**

**If you have any questions, please call the County Solid Waste Management Department at (305) 295-4323 or (305) 292-4536, Monday through Friday, between the hours of 8:30 A.M. and 5:00 P.M.**

**The assessments will be collected on the ad valorem tax bill to be mailed in November, 2023, as authorized by section 197.3632, Florida Statutes. Failure to pay the assessments will cause a tax certificate to be issued against the property, which may result in a loss of title.**

**A person may submit written or other physical evidence on a particular agenda item for consideration at the July 18, 2023 BOCC Budget Meeting to: Krystal Gomez, via email at: Gomez-Krystal@monroecounty-fl.gov, or by mail to: The County Administrator's Office, 1100 Simonton Street, Suite 205, Key West, FL 33040. The documents must be received by 3:00 P.M., on July 14, 2023, and must include the submitter's name, address, phone number, email address, and the agenda item number to which the documents refer.**

**DATED at Key West, Monroe County, Florida, this 14th day of June, 2023.**
**BOARD OF COUNTY COMMISSIONERS OF MONROE COUNTY, FLORIDA KEVIN MADOK, CPA, Clerk of the Circuit Court and ex officio Clerk of the Board of County Commissioners of Monroe County, Florida**
06/17/23 - KWC
422647 3894720

## Notice of Sale

NONJUDICIAL PROCEEDING TO FORECLOSE MORTGAGE BY TRUSTEE

FILE NO.: 22-028370

SUNSET HARBOR RESORT CONDOMINIUM ASSOCIATION, INC., A NONPROFIT CORPORATION UNDER THE LAWS OF THE STATE OF FLORIDA,

Lienholder,

vs.

ROBERT A. MAISON, JR.

Obligor

_____/

TRUSTEE'S NOTICE OF SALE

TO: Robert A. Maison, Jr., 26884 EAST 120TH STREET SOUTH, Coweta, OK 74429

Notice is hereby given that on August 7, 2023 at 9:00AM in the offices of Key West Business Center, 422 Fleming Street, Key West, Florida 33040, the following described Timeshare Ownership Interest at Sunset Harbor Resort will be offered for sale:
Unit 211, Week 43, Sunset Harbor Resort, a Condominium according to the Declaration of Condominium thereof as recorded in Official Records Book 1376, Page 1093, Public Records of Monroe County, Florida, and all exhibits attached thereto, and any amendments thereof (hereafter the "Declaration").
The default giving rise to the sale is the failure to pay assessments as set forth in the Claim(s) of Lien encumbering the Timeshare Ownership Interest recorded August 1, 2022 as Document No. 2385707 of the Public Records of Monroe County, Florida. The amount secured by the assessment lien is for unpaid assessments, accrued interest, plus interest accruing at a per diem rate of $0.87 together with the costs of this proceeding and sale and all other amounts secured by the Claim of Lien, for a total amount due as of the date of the sale of $3,004.31.
The Obligor has the right to cure this default and any junior interestholder may redeem its interest up to the date the Trustee issues the Certificate of Sale by sending certified funds to the Trustee payable to the Lienholder in the amount of $3,004.31. Said funds for cure or redemption must be received by the Trustee before the Certificate of Sale is issued.
Any person, other than the Obligor as of the date of recording this Notice of Sale, claiming an interest in the surplus from the sale of the above property, if any, must file a claim. The successful bidder may be responsible for any and all unpaid condominium assessments that come due up to the time of transfer of title, including those owed by the Obligor or prior owner.
If the successful bidder fails to pay the amounts due to the Trustee to certify the sale by 5:00 p.m. the day after the sale, the second highest bidder at the sale may elect to purchase the timeshare ownership interest.

Michael E. Carleton, Esq.
as Trustee pursuant to Fla. Stat. §721.82
P. O. Box 165028, Columbus, OH 43216
Telephone: 407-404-5266
NOTICE ID 972780
06/17/23, 06/24/23 - KWC
419335 3894707

TRUSTEE'S NOTICE OF SALE
TO: (See Exhibit A-Obligor)
Notice is hereby given that on August 7, 2023 at 9:00AM, in the offices of Key West Business Center, 422 Fleming Street, Key West, Florida 33040, the following described Timeshare Ownership Interests at Windward Pointe will be offered for sale:
Unit (See Exhibit A-Unit), Week (See Exhibit A-Week), (See Exhibit A-Type) Windward Pointe, a Leasehold Condominium ("Condominium"), according to the Declaration of Condominium thereof recorded in Official Records Book 1803, Page 844, Public Records of Monroe County, Florida, and all exhibits thereto, and any amendments thereof ("the Declaration").
The default giving rise to the sale is the failure to pay assessments as set forth in the Claims of Lien in favor of Windward Pointe Condominium Association of Key West, Inc., a corporation not-for-profit under the laws of the State of Florida encumbering the Timeshare Ownership Interest recorded (See Exhibit A-Date Rec.) as Document No. (See Exhibit A-Doc. No.) of the Public Records of Monroe County, Florida. The amount secured by the assessment lien is for unpaid assessments, accrued interest, plus interest accruing at a per diem rate of $(See Exhibit A-Per Diem) together with the costs of this proceeding and sale and all other amounts secured by the Claim of Lien, for a total amount due as of the date of the sale of $(See Exhibit A-Total).
The Obligor has the right to cure this default and any junior interestholder may redeem its interest up to the date the Trustee issues the Certificate of Sale by sending certified funds to the Trustee payable to the Lienholder in the amount of $(See Exhibit A-Total). Said funds for cure or redemption must be received by the Trustee before the Certificate of Sale is issued.
Any person, other than the Obligor as of the date of recording this Notice of Sale, claiming an interest in the surplus from the sale of the above property, if any, must file a claim. The successful bidder may be responsible for any and all unpaid condominium assessments that come due up to the time of transfer of title, including those owed by the Obligor or prior owner.
If the successful bidder fails to pay the amounts due to the Trustee to certify the sale by 5:00 p.m. the day after the sale, the second highest bidder at the sale may elect to purchase the timeshare ownership interest.
Shawn L. Taylor, Esq.
Valerie N. Edgecombe, Esq.
Michael E. Carleton, Esq.
as Trustee pursuant to Fla. Stat. §721.82
P. O. Box 165028
Columbus, OH 43216-5028
Telephone: 407-404-5266
Telecopier: 614-220-5613

Exhibit A
OBLIGOR: Anthony Paul Ruggiero, 1212 DELAWARE AVE APT C4, Wilmington, DE 19806 and Eileen Ruggiero, 1212 DELAWARE AVE APT C4, Wilmington, DE 19806; WEEK: 31; UNIT: 5214; TYPE: Even; DATE REC.: 08/02/2022; DOC NO.: 2386079; PER DIEM: $0.89; TOTAL: $2973.86
OBLIGOR: James Quinn Jamison, 15 ENGLISH STREET, Downpatrick BT30 6AP Ireland and Kathleen Mary Jamison, 15 ENGLISH STREET, Downpatrick BT30 6AP Ireland; WEEK: 8; UNIT: 5511; TYPE: Annual; DATE REC.: 08/02/2022; DOC NO.: 2386057; PER DIEM: $0.83; TOTAL: $2748.54
OBLIGOR: William Anthony Saltysiak, 4218 SOUTHFIELD DR, Nottingham, MD 21236 and Carolyn Kay Withrow, 4218 SOUTHFIELD DR, Nottingham, MD 21236; WEEK: 35; UNIT: 5113; TYPE: Annual; DATE REC.: 08/02/2022; DOC NO.: 2386090; PER DIEM: $0.80; TOTAL: $2704.45
OBLIGOR: Martha Villafuerte, 4444 S RIO GRANDE AVE #404A, Orlando, FL 32839 and Jose Guadalupe Morales, 4444 S RIO GRANDE AVE #404A, Orlando, FL 32839; WEEK: 46; UNIT: 5613; TYPE: Even; DATE REC.: 08/02/2022; DOC NO.: 2386075; PER DIEM: $0.81; TOTAL: $1591.80
OBLIGOR: Julian Ronald Greenland, 4731 BONITA BAY BLVD #404, Bonita Springs, FL 34134; WEEK: 40; UNIT: 5712; TYPE: Annual; DATE REC.: 08/02/2022; DOC NO.: 2386039; PER DIEM: $0.81; TOTAL: $2718.01
(File Numbers: 22-028395, 22-028397, 22-028402, 22-028412, 22-028415)
NOTICE ID 972641
06/17/23, 06/24/23 - KWC
419335 3894511

**NOTICE OF SALE**

PUBLIC NOTICE OF SALE IS HERBY GIVEN THAT GARRISON BIGHT MARINA WILL SELL AT PUBLIC AUTION PERSUANT TO FLORIDA STATUES SECTION 328.17 TO THE HIGHEST BIDDER AT GARRISON BIGHT MARINA 711 EISENHOWER DRIVE, KEY WEST, FLORIDA 33040 ON June 30,2023.

THE FOLLOWING VESSEL:
1997 Wellcraft Eclipse

VESSEL OWNER: Xavier Bellin

TERMS OF THIS SALE ARE CASH AND NO CHECKS WILL BE ACCEPTED. SELLER RESERVES THE RIGHT TO FINAL BID.

ALL SALES ARE FINAL AND NO REFUNDS WILL BE MADE.

SAID VESSEL WILL BE SOLD IN AS IN CONDITION WITH NO GUARANTEES.

VESSEL MUST BE REMOVED FROM GARRISON BIGHT MARINA NO MORE THAN 24 HOURS AFTER THE SALE.
06/10/23 , 06/17/23 - KWC
420655 3894228

**NOTICE OF PUBLIC SALE:**

ANCHOR TOWING gives notice that on 06/30/2023 at 08:00 AM the following vehicles(s) may be sold by public sale at 189 US HWY 1 KEY WEST FL 33040 to satisfy the lien for the amount owed on each vehicle for any recovery, towing, or storage services charges and administrative fees allowed pursuant to Florida statute 713.78.
1FTRW08L01KD54529 2001 FORD
JN8AZ08W33W228681 2003 NISS
06/17/23 - KWC
423375 3894705

**Dockmasters Marine Construction**
Now Hiring full time carpenters, equipment operators and laborers.
Call 305-923-6338

# COUNTY of MONROE
**The Florida Keys**

**BOARD OF COUNTY COMMISSIONERS**
Mayor Craig Cates, District 1
Mayor Pro Tem Holly Merrill Raschein, District 5
Michelle Lincoln, District 2
James K. Scholl, District 3
David Rice, District 4

## Budget Meeting Meeting
## July 18, 2023
## Agenda Item Number: G2
## 2023-1260

**BULK ITEM:** No

**DEPARTMENT:** Solid Waste

**TIME APPROXIMATE:**

**STAFF CONTACT:** Cheryl Sullivan

**AGENDA ITEM WORDING:** A Public Hearing to consider approval of a Resolution establishing the final per month Solid Waste Collection Service Rates for commercial property in the various Solid Waste Collection Franchisee Areas, for Fiscal Year 2024.

**ITEM BACKGROUND:**
The County's four Franchise Agreements allow for an annual Consumer Price Index (CPI) adjustment to the commercial collection rates. The CPI adjustment is capped at 5% for the collection rates and at 4% for the Disposal rates. The commercial rates for Fiscal Year 2023-2024 (October 1, 2023, to September 30, 2024, are being increased by 5% for collection and 4% for disposal in accordance with the commercial collection rate cap on the CPI adjustments per the Franchise Agreements and the Haul-out Agreement.

The Commercial Collection, Disposal and Recycling Rates were initially established in the Amended and Restated Solid Waste and Recycling Collection Franchise Agreement between Monroe County and Waste Management of Florida, Inc. (WM), Marathon Garbage Services, Inc. (MGS), Keys Sanitary Services (KSS) and Ocean Reef Club, Inc. (Ocean Reef). Each year, as per the Agreement, the commercial and recycling rates are adjusted by the Consumer Price Index.

The County published notice on June 17, 2023, of the proposed commercial rates and notice of the July 18, 2023, public meeting to adopt the final 2023-2024 Commercial and Recycling rates.

**PREVIOUS RELEVANT BOCC ACTION:**

The BOCC approved the Amended and Restated Solid Waste and Recycling Collection Franchise Agreements between WM, MGS, KSS on May 21, 2014, and Ocean Reef on August 20, 2014.

The BOCC at its April 21, 2021, meeting directed for the commercial rates to be uniform and for staff to implement uniform commercial rates among the Franchisee.

The BOCC at its May 19, 2021, meeting approved an Amendment to the agreements with WM, MGS, KSS, and Ocean Reef to implement uniform commercial rates.

---

**CONTRACT/AGREEMENT CHANGES:**
N/A

---

**STAFF RECOMMENDATION:** Approval

---

**DOCUMENTATION:**

Citizen Final Notice of Publicaiton Commercial 648c8f4db8a8d.pdf.pdf
02 CL Signed FINAL Commercial Rates Spreadsheet-signed.pdf

---

**FINANCIAL IMPACT:**

# NOTICE OF PUBLIC HEARING TO ADOPT FY 2024 COMMERCIAL RATES FOR COLLECTION, DISPOSAL, AND RECYCLING IN MONROE COUNTY, FLORIDA

Notice is hereby given that the Board of County Commissioners of Monroe County, Florida, will conduct a Public Hearing to adopt the **FY2024 Commercial Rates** for collection, disposal, and recycling in Monroe County, Florida.

The Public Hearing will be held at 10:00 A.M., on July 18, 2023, at the Budget Meeting of the Monroe County Board of Commissioners, Marathon Government Center, 2798 Overseas Highway, 2nd Floor, Marathon, Florida 33050. The public can attend the Public Hearing in person, or via Zoom, for the purpose of contributing or receiving public comments on the proposed assessments. The Zoom link can be found in the electronic meeting agenda for 07/18/2023, at the following address:

http://monroecountyfl.iqm2.com/citizens/default.aspx.

All affected property owners and commercial customers have a right to appear virtually, or in person, at the hearing, and to file written objections with the County Commission within twenty (20) calendar days of the first publication date of this Notice. Pursuant to section 286.0105, Florida Statutes, notice is given that if a person decides to appeal any decision made by the County Commission with respect to any matter considered at the hearing, such person will need a record of the proceedings, and may need to ensure that a verbatim record is made, including the testimony and evidence upon which the appeal is to be made. In accordance with the Americans with Disabilities Act, persons needing a special accommodation or an interpreter to participate in this proceeding should contact the County Administrator's Office at (305) 292-4441, at least 48 hours prior to the date of the Public Hearing. If hearing or voice-impaired, contact the Florida Relay Service Number, by dialing "711" for assistance.

If you have any questions, please contact the County's Solid Waste Department at (305) 295-4323 or (305) 292-4536, Monday through Friday, between the hours of 8:30 A.M. and 5:00 P.M.

A person may submit written or other physical evidence on a particular agenda item for consideration at the July 18, 2023 BOCC Budget Meeting to: Krystal Gomez, via email at: Gomez-Krystal@monroecounty-fl.gov, or by mail to: County Administrator's Office, 1100 Simonton Street, Suite 205, Key West, FL 33040. The documents must be received by 3:00 P.M. on July 14, 2023, and must include the submitter's name, address, phone number, email address, and the agenda item number to which the documents refer.

**The following schedules reflect the proposed monthly rates for Commercial Waste Generators for:**

**Franchise Area's 1,2,3, 4**
**Waste Management, Marathon Garbage, Key Sanitary, Ocean Reef 2023/24**

a) CAN PICKUP RATE SCHEDULE

**Collection Increase 5%**
**Disposal Increase 4%**

| No. of cans* | Rate Element | Number of Pickups Per Week 2 | 3 | 4 | 5 | 6 |
|---|---|---|---|---|---|---|
| 2 | COLLECTION | 25.21 | 37.66 | 50.21 | 62.82 | 75.36 |
| | DISPOSAL | 30.32 | 45.39 | 60.56 | 75.75 | 90.89 |
| | RECYCLING** | 0.00 | 0.00 | 0.00 | 0.00 | 0.00 |
| | TOTAL | 55.53 | 83.05 | 110.77 | 138.57 | 166.25 |
| 3 | COLLECTION | 37.66 | 56.40 | 75.36 | 94.13 | 113.11 |
| | DISPOSAL | 45.39 | 68.10 | 90.89 | 113.61 | 136.32 |
| | RECYCLING** | 0.00 | 0.00 | 0.00 | 0.00 | 0.00 |
| | TOTAL | 83.05 | 124.50 | 166.25 | 207.74 | 249.43 |
| 4 | COLLECTION | 50.21 | 75.36 | 100.51 | 125.63 | 150.83 |
| | DISPOSAL | 60.56 | 90.89 | 121.68 | 152.11 | 182.50 |
| | RECYCLING** | 0.00 | 0.00 | 0.00 | 0.00 | 0.00 |
| | TOTAL | 110.77 | 166.25 | 222.19 | 277.74 | 333.33 |
| 5 | COLLECTION | 62.82 | 94.13 | 125.63 | 156.95 | 222.76 |
| | DISPOSAL | 75.75 | 113.61 | 152.11 | 189.30 | 227.16 |
| | RECYCLING** | 0.00 | 0.00 | 0.00 | 0.00 | 0.00 |
| | TOTAL | 138.57 | 207.74 | 277.74 | 346.25 | 449.92 |
| 6 | COLLECTION | 75.36 | 113.11 | 150.83 | 222.76 | 218.99 |
| | DISPOSAL | 90.89 | 136.32 | 182.50 | 227.16 | 264.27 |
| | RECYCLING** | 0.00 | 0.00 | 0.00 | 0.00 | 0.00 |
| | TOTAL | 166.25 | 249.43 | 333.33 | 449.92 | 483.26 |

*Based on 32 gallon cans

**Franchise Area's 1, 2, 3, 4**
**Waste Management, Marathon Garbage, Key Sanitary, Ocean Reef 2021/22**

b) CONTAINERIZED PICKUP RATE SCHEDULE

| Container Size | Rate Element | Number of Pickups Per Week 1 | 2 | 3 | 4 | 5 | 6 | 7 |
|---|---|---|---|---|---|---|---|---|
| 1 | COLLECTION | 62.39 | 104.86 | 148.00 | 188.35 | 229.55 | 271.10 | 605.91 |
| | DISPOSAL | 46.71 | 95.86 | 143.79 | 191.72 | 239.66 | 287.58 | 335.52 |
| | RECYCLING** | 0.00 | 0.00 | 0.00 | 0.00 | 0.00 | 0.00 | 0.00 |
| | TOTAL | 109.10 | 200.72 | 291.79 | 380.07 | 469.21 | 558.68 | 941.43 |
| 2 | COLLECTION | 104.86 | 186.31 | 268.14 | 349.69 | 428.42 | 507.01 | 585.63 |
| | DISPOSAL | 95.86 | 191.72 | 287.58 | 383.42 | 479.29 | 575.18 | 671.00 |
| | RECYCLING** | 0.00 | 0.00 | 0.00 | 0.00 | 0.00 | 0.00 | 0.00 |
| | TOTAL | 200.72 | 378.03 | 555.72 | 733.11 | 907.71 | 1082.19 | 1256.63 |
| 3 | COLLECTION | 148.00 | 268.14 | 389.22 | 506.94 | 624.90 | 742.89 | 860.67 |
| | DISPOSAL | 143.79 | 287.58 | 431.36 | 575.17 | 718.97 | 862.75 | 1006.54 |
| | RECYCLING** | 0.00 | 0.00 | 0.00 | 0.00 | 0.00 | 0.00 | 0.00 |
| | TOTAL | 291.79 | 555.72 | 820.58 | 1082.11 | 1343.87 | 1605.64 | 1867.21 |
| 4 | COLLECTION | 188.35 | 349.69 | 506.94 | 664.31 | 703.20 | 978.69 | 1136.05 |
| | DISPOSAL | 191.72 | 383.42 | 575.17 | 766.88 | 958.61 | 1150.33 | 1342.05 |
| | RECYCLING** | 0.00 | 0.00 | 0.00 | 0.00 | 0.00 | 0.00 | 0.00 |
| | TOTAL | 380.07 | 733.11 | 1082.11 | 1431.19 | 1661.81 | 2129.02 | 2478.10 |
| 6 | COLLECTION | 271.10 | 507.01 | 742.89 | 978.69 | 1214.56 | 1450.43 | 1686.24 |
| | DISPOSAL | 287.58 | 575.18 | 862.75 | 1,150.33 | 1437.90 | 1721.03 | 2013.09 |
| | RECYCLING** | 0.00 | 0.00 | 0.00 | 0.00 | 0.00 | 0.00 | 0.00 |
| | TOTAL | 558.68 | 1082.19 | 1605.64 | 2129.02 | 2652.46 | 3171.46 | 3699.33 |
| 8 | COLLECTION | 349.69 | 664.31 | 978.69 | 1,293.27 | 1,607.76 | 1,882.66 | 2190.57 |
| | DISPOSAL | 383.42 | 766.88 | 1,150.33 | 1533.79 | 1917.25 | 2,300.68 | 2684.12 |
| | RECYCLING** | 0.00 | 0.00 | 0.00 | 0.00 | 0.00 | 0.00 | 0.00 |
| | TOTAL | 733.11 | 1431.19 | 2129.02 | 2827.06 | 3525.01 | 4183.34 | 4874.69 |

**Rates for recycling services are not reflected in these tables. Those charges are based on a collection fee of $6.84 per cubic yard and a processing fee of $1.09 per cubic yard; there is no disposal fee for recycling services. Monthly charges will depend on the specific level of service.

DATED at Key West, Monroe County, Florida, this 14th day of June, 2023.

(SEAL)

BOARD OF COUNTY COMMISSIONERS OF
MONROE COUNTY, FLORIDA
KEVIN MADOK, CPA, Clerk of the Circuit Court
and ex officio Clerk of the Board of County
Commissioners of Monroe County, Florida

Publication Dates:
Keys Citizen: Thur., 06-22-23
Keys Weekly: Thur., 06-22-23
News Barometer: Fri., 06-23-23

adno=3894734-1

# NATION / WORLD

## The Dept. of Energy breached by Russian ransomware gang

**BY FRANK BAJAK**
The Associated Press

The Department of Energy and several other federal agencies were compromised in a Russian cyber-extortion gang's global hack of a file-transfer program popular with corporations and governments, but the impact was not expected to be great, Homeland Security officials said Thursday.

But for others among what could be hundreds of victims from industry to higher education — including patrons of at least two state motor vehicle agencies — the hack was beginning to show some serious impacts.

Jen Easterly, director of the Cybersecurity and Infrastructure Security Agency, told reporters that unlike the meticulous, stealthy SolarWinds hacking campaign attributed to state-backed Russian intelligence agents that was months in the making, this campaign was short, relatively superficial and caught quickly.

"Based on discussions we have had with industry partners ... these intrusions are not being leveraged to gain broader access, to gain persistence into targeted systems, or to steal specific high value information—in sum, as we understand it, this attack is largely an opportunistic one," Easterly said.

"Although we are very concerned about this campaign and working on it with urgency, this is not a campaign like SolarWinds that presents a systemic risk to our national security or our nation's networks," she added.

A senior CISA official said neither the U.S. military nor intelligence community was affected. Energy Department spokesperson Chad Smith said two agency entities were compromised but did not provide more detail.



GANG DUCK-CHUL/Yonhap via The Associated Press

**The nuclear-powered submarine USS Michigan approaches a naval base in Busan, South Korea, Friday, June 16.**

## A US submarine arrives in South Korea

**BY HYUNG-JIN KIM AND KIM TONG-HYUNG**
The Associated Press

SEOUL, South Korea — The United States deployed a nuclear-powered submarine capable of carrying about 150 Tomahawk missiles to South Korea on Friday, a day after North Korea resumed missile tests in protest of the U.S.-South Korean live-fire drills.

The USS Michigan's arrival in South Korea, the first of its kind in six years, is part of a recent bilateral agreement on enhancing "regular visibility" of U.S. strategic assets to the Korean Peninsula in response to North Korea's advancing nuclear program, according to South Korean officials.

With the deployment of the USS Michigan, the U.S. and South Korean navies are to conduct drills on boosting their special operation capabilities and joint ability to cope with growing North Korean nuclear threats, the South Korean Defense Ministry said in a statement.

It said the U.S. submarine arrived at the southeastern port city of Busan but didn't say how long it would stay in South Korean waters.

The USS Michigan is one of the biggest submarines in the world. The Ohio-class guided-missile submarine can be armed with 150 Tomahawk missiles with a range of about 1,550 miles and is capable of launching special forces missions, according to the South Korean statement.

# NOTICE OF PUBLIC HEARING ON PROPOSED ADOPTION

The City Commission of the City of Key West, Florida, will consider the following ordinance for adoption at a meeting and public hearing to be held at 5:00 p.m., or as soon thereafter as the matter may be heard on July 13, 2023 in Commission Chambers, City Hall, 1300 White Street, Key West, Florida.

**ORDINANCE NO. _____**

An Ordinance of the City of Key West, Florida, amending Chapter 18 of the Code of Ordinances, entitled "Businesses", by repealing Article XIV, entitled "Residential Tenancies" by repealing Section 18-710 and 18-711 due to the passage of House Bill 1417 preempting local regulations of landlord/tenant relationships; Providing for an effective date.

This proposed ordinance may be read in its entirety at the City Clerk's Office in City Hall, Monday through Friday between the hours of 8:00 A.M. and 5:00 P.M. or online at the City's Website www.cityofkeywest-fl.gov. Any interested parties may appear at the meeting/hearing noted above and be heard by the City Commission with respect to the proposed ordinance.

Pursuant to F. S. 286.0105, notice is given that if a person decides to appeal any decision made by the Commission with respect to any matter considered at such meeting or hearing, that person will need a record of the proceedings, and that, for such purpose, that person may need to ensure that a verbatim record of the proceedings is made, which record includes the testimony and evidence upon which the appeal is to be based.

**ADA ASSISTANCE:** It is the policy of the City of Key West to comply with all requirements of the Americans with Disabilities Act (ADA). Please call the TTY number at 1-800-955-8771 or for voice 1-800-955-8770 or the ADA Coordinator at 305-809-3811 at least five business days in advance for sign language interpreters, assistive listening devices, or materials in accessible format.

_____
Cheryl Smith, MMC, CPM
City Clerk

Publish: Saturday, June 17, 2023

adno=3894743-1

RESOLUTION NO._____, 2023

A RESOLUTION ADOPTING THE FINAL PER MONTH SOLID WASTE COLLECTION, DISPOSAL, AND RECYCLING SERVICE RATES FOR COMMERCIAL PROPERTY IN THE VARIOUS SOLID WASTE COLLECTION FRANCHISE AREAS FOR FISCAL YEAR 2023/24.

BE IT RESOLVED BY THE BOARD OF COUNTY COMMISSIONERS OF MONROE COUNTY, FLORIDA as follows:

Section 1. Pursuant to the solid waste collection agreements entered into between the County as Franchisor and the solid waste collectors as Franchisees, the solid waste service rates for commercial property, as defined in Sec. 21.46, Monroe County, are hereby adjusted in each district, on a per month basis as follows:

Franchise Area's 1, 2, 3, 4
Waste Management, Marathon Garbage, Keys Sanitary, Ocean Reef 2023/24

a) CAN PICKUP RATE SCHEDULE — Collection Increase 5% — Disposal Increase 4%

| No. of cans* | Rate Element | Number of Pickups Per Week 2.00 | 3.00 | 4.00 | 5.00 | 6.00 |
|---|---|---|---|---|---|---|
| 2 | COLLECTION | 25.21 | 37.66 | 50.21 | 62.82 | 75.36 |
| | DISPOSAL | 30.32 | 45.39 | 60.56 | 75.75 | 90.89 |
| | RECYCLING** | 0.00 | 0.00 | 0.00 | 0.00 | 0.00 |
| | TOTAL | 55.53 | 83.05 | 110.77 | 138.57 | 166.25 |
| 3 | COLLECTION | 37.66 | 56.40 | 75.36 | 94.13 | 113.11 |
| | DISPOSAL | 45.39 | 68.10 | 90.89 | 113.61 | 136.32 |
| | RECYCLING** | 0.00 | 0.00 | 0.00 | 0.00 | 0.00 |
| | TOTAL | 83.05 | 124.50 | 166.25 | 207.74 | 249.43 |
| 4 | COLLECTION | 50.21 | 75.36 | 100.51 | 125.63 | 150.83 |
| | DISPOSAL | 60.56 | 90.89 | 121.68 | 152.11 | 182.50 |
| | RECYCLING** | 0.00 | 0.00 | 0.00 | 0.00 | 0.00 |
| | TOTAL | 110.77 | 166.25 | 222.19 | 277.74 | 333.33 |
| 5 | COLLECTION | 62.82 | 94.13 | 125.63 | 156.95 | 222.76 |
| | DISPOSAL | 75.75 | 113.61 | 152.11 | 189.30 | 227.16 |
| | RECYCLING** | 0.00 | 0.00 | 0.00 | 0.00 | 0.00 |
| | TOTAL | 138.57 | 207.74 | 277.74 | 346.25 | 449.92 |
| 6 | COLLECTION | 75.36 | 113.11 | 150.83 | 222.76 | 218.99 |
| | DISPOSAL | 90.89 | 136.32 | 182.50 | 227.16 | 264.27 |
| | RECYCLING** | 0.00 | 0.00 | 0.00 | 0.00 | 0.00 |
| | TOTAL | 166.25 | 249.43 | 333.33 | 449.92 | 483.26 |

*Based on 32 gallon cans

Franchise Area's 1, 2, 3, 4

b) CONTAINERIZED PICKUP RATE SCHEDULE

| Container Size | Rate Element | Number of Pickups Per Week 1.00 | 2.00 | 3.00 | 4.00 | 5.00 | 6.00 | 7.00 |
|---|---|---|---|---|---|---|---|---|
| 1 | COLLECTION | 62.39 | 104.86 | 148.00 | 188.35 | 229.55 | 271.10 | 605.91 |
| | DISPOSAL | 46.71 | 95.86 | 143.79 | 191.72 | 239.66 | 287.58 | 335.52 |
| | RECYCLING** | 0.00 | 0.00 | 0.00 | 0.00 | 0.00 | 0.00 | 0.00 |
| | TOTAL | 109.10 | 200.72 | 291.79 | 380.07 | 469.21 | 558.68 | 941.43 |
| 2 | COLLECTION | 104.86 | 186.31 | 268.14 | 349.69 | 428.42 | 507.01 | 585.63 |
| | DISPOSAL | 95.86 | 191.72 | 287.58 | 383.42 | 479.29 | 575.18 | 671.00 |
| | RECYCLING** | 0.00 | 0.00 | 0.00 | 0.00 | 0.00 | 0.00 | 0.00 |
| | TOTAL | 200.72 | 378.03 | 555.72 | 733.11 | 907.71 | 1082.19 | 1256.63 |
| 3 | COLLECTION | 148.00 | 268.14 | 389.22 | 506.94 | 624.90 | 742.89 | 860.67 |
| | DISPOSAL | 143.79 | 287.58 | 431.36 | 575.17 | 718.97 | 862.75 | 1006.54 |
| | RECYCLING** | 0.00 | 0.00 | 0.00 | 0.00 | 0.00 | 0.00 | 0.00 |
| | TOTAL | 291.79 | 555.72 | 820.58 | 1082.11 | 1343.87 | 1605.64 | 1867.21 |
| 4 | COLLECTION | 188.35 | 349.69 | 506.94 | 664.31 | 703.20 | 978.69 | 1136.05 |
| | DISPOSAL | 191.72 | 383.42 | 575.17 | 766.88 | 958.61 | 1150.33 | 1342.05 |
| | RECYCLING** | 0.00 | 0.00 | 0.00 | 0.00 | 0.00 | 0.00 | 0.00 |
| | TOTAL | 380.07 | 733.11 | 1082.11 | 1431.19 | 1661.81 | 2129.02 | 2478.10 |
| 6 | COLLECTION | 271.10 | 507.01 | 742.89 | 978.69 | 1214.56 | 1450.43 | 1686.24 |
| | DISPOSAL | 287.58 | 575.18 | 862.75 | 1150.33 | 1437.90 | 1721.03 | 2013.09 |
| | RECYCLING** | 0.00 | 0.00 | 0.00 | 0.00 | 0.00 | 0.00 | 0.00 |
| | TOTAL | 558.68 | 1082.19 | 1605.64 | 2129.02 | 2652.46 | 3171.46 | 3699.33 |
| 8 | COLLECTION | 349.69 | 664.31 | 978.69 | 1293.27 | 1607.76 | 1882.66 | 2190.57 |
| | DISPOSAL | 383.42 | 766.88 | 1150.33 | 1533.79 | 1917.25 | 2300.68 | 2684.12 |
| | RECYCLING** | 0.00 | 0.00 | 0.00 | 0.00 | 0.00 | 0.00 | 0.00 |
| | TOTAL | 733.11 | 1431.19 | 2129.02 | 2827.06 | 3525.01 | 4183.34 | 4874.69 |

** Rates for recycling services are not reflected in these tables. Those charges are based on the a collection fee of $6.84 per cubic yard and a processing fee of $1.09 per cubic yard; there is no disposal fee for recycling services. Monthly charges will depend on the specific level of service.

Section 2. The collection service rates established herein are additional to the disposal rates levied as non-ad valorem assessments against commercial property pursuant to Sec. 21.96, et seq., Monroe County Code, and Section 197.3632, Fla. Stat.

PASSED AND ADOPTED by the Board of County Commissioners of Monroe County, Florida, at a meeting of said Board held on the 18th day of July, 2023.

| | |
|---|---|
| Mayor Craig Cates | _____ |
| Mayor ProTem Holly Merrill Raschein | _____ |
| Commr. Michelle Lincoln | _____ |
| Commr. James K. Scholl | _____ |
| Commr. David Rice | _____ |

BOARD OF COUNTY COMMISSIONERS
OF MONROE COUNTY, FLORIDA

BY_____
Mayor/Chairman

(SEAL)

Attest: KEVIN MADOK, CLERK

MONROE COUNTY ATTORNEY
APPROVED AS TO FORM:
Christine Limbert-Barrows
CHRISTINE LIMBERT-BARROWS
ASSISTANT COUNTY ATTORNEY
DATE: 6/30/23