AGENDA

MONROE COUNTY BUDGET MEETING
July 16, 2024
10:00 AM

The Board will convene at the Marathon Government Center
2798 Overseas Highway, Marathon Key
The meeting is open to the public.
Members of the public can also attend via Communications Media Technology at:
Zoom webinar: https://mcbocc.zoom.us/j/89204098700
To report problems with the broadcast or Zoom webinar, please call (305) 872-8831.

ADA ASSISTANCE: If you are a person with a disability who needs special accommodations in order to participate in this proceeding, please contact the County Administrator's Office, by phoning (305) 292-4441, between the hours of 8:30 a.m. - 5:00 p.m., prior to the scheduled meeting; if you are hearing or voice impaired, call "711". Live Closed Captioning is available via the MCTV portal @ https://cloud.castus.tv/vod/monroe/video/60832c9dcf67bb7ac0c21791?page=HOME&type=live for meetings of the Monroe County Board of County Commissioners.

A person may submit written comments or other physical evidence on a particular agenda item for consideration at the BOCC meeting via email to Lindsey Ballard @ ballard-lindsey@monroecounty-fl.gov County Administrator's Office, no later than 3:00 P.M. on the Monday prior to the meeting. The email must include the submitter's name, address, phone number and email address and the agenda item number the documents/comments are regarding. Any intellectual property submitted must include the appropriate authorization for use. Any person who wishes to be heard shall, prior to an item being called, provide the Clerk with his/her name and residence, and the agenda item on which he or she wishes to be heard. An individual has three minutes to address the Commission. However, the first person representing an organization has five minutes to address the Commission. Subsequent speakers for the same organization have three minutes to address the Commission. For land use items, the petitioner and, if the owner is different than the petitioner, then the owner of the property that is the subject of the land use item, will be allowed 20 minutes to address the Commission. Other people are allowed five minutes to address the Commission. Speakers appearing remotely via communications media technology may speak under the same time constraints as those speakers appearing live before the Commission. Remote speakers need not fill in a speaker card before speaking but must identify themselves and their addresses at the beginning of their remarks. Failure to do so may result in early termination of their speaking privileges for that item. For additional assistance, please call (305) 292-4441 or email your inquiry to: ballard-lindsey@monroecounty-fl.gov.

If a person decides to appeal any decision made by the board with respect to any matter considered at such meeting or hearing, he or she will need a record of the proceedings, and that, for such purpose, he or she may need to ensure that a verbatim record of the proceedings is made, which record includes the testimony and evidence upon which the appeal is to be based.

TIME APPROXIMATE

10:00 A.M. Call to Order
Salute to Flag

A. ADDITIONS, CORRECTIONS AND DELETIONS

A1. Approval of agenda.

B. COUNTY ATTORNEY

B1. Public hearing for presentation and solicitation of public feedback regarding a comprehensive agreement with Fortress Secured, LLC, for delivery of new fire station for Monroe County at the current location of the Sugarloaf Volunteer Fire Department's Station 10.

ADJOURNMENT

C. LAND AUTHORITY DISCUSSION AND DIRECTION OF FY25 BUDGET REQUEST

C1. Review of the Monroe County Comprehensive Plan Land Authority Fiscal Year 2025 Budget.

ADJOURNMENT

D. FISCAL YEAR 2025 BUDGET PRESENTATION

E. ANNOUNCEMENT OF MILLAGE RATES AND PUBLIC BUDGET HEARINGS

F. BUDGET AND FINANCE

F1. Transmittal of the County Administrator's Fiscal Year 2025 Recommended Budget.

G. COMMISSIONER'S COMMENTS

A1

COUNTY of MONROE
The Florida Keys



BOARD OF COUNTY COMMISSIONERS
Mayor Holly Merrill Raschein, District 5
Mayor Pro Tem James K. Scholl, District 3
Craig Cates, District 1
Michelle Lincoln, District 2
David Rice, District 4

Budget Meeting Meeting
July 16, 2024
Agenda Item Number: A1
2023-2717

BULK ITEM: Yes **DEPARTMENT:** Administration

TIME APPROXIMATE: **STAFF CONTACT:**

AGENDA ITEM WORDING: Approval of agenda.

ITEM BACKGROUND:

PREVIOUS RELEVANT BOCC ACTION:

INSURANCE REQUIRED:
No

CONTRACT/AGREEMENT CHANGES:

STAFF RECOMMENDATION:

DOCUMENTATION:

FINANCIAL IMPACT:

COUNTY of MONROE
The Florida Keys

BOARD OF COUNTY COMMISSIONERS
Mayor Holly Merrill Raschein, District 5
Mayor Pro Tem James K. Scholl, District 3
Craig Cates, District 1
Michelle Lincoln, District 2
David Rice, District 4

Budget Meeting Meeting
July 16, 2024
Agenda Item Number: B1
2023-2604

BULK ITEM: No **DEPARTMENT:** County Attorney

TIME APPROXIMATE: **STAFF CONTACT:** Joe DiNovo (305)292-3470

AGENDA ITEM WORDING: Public hearing for presentation and solicitation of public feedback regarding a comprehensive agreement with Fortress Secured, LLC, for delivery of new fire station for Monroe County at the current location of the Sugarloaf Volunteer Fire Department's Station 10.

ITEM BACKGROUND:
In April of 2022, the County received an unsolicited proposal from Fortress Secured, LLC ("Fortress"), pursuant to F.S. 255.065, the Public-Private Partnership ("P3") statute. Fortress proposed to deliver a replacement for Station 10, which is currently owned by the Sugarloaf Volunteer Fire Department, Inc. ("Sugarloaf VFD").

At the time, the County, Sugarloaf VFD, and Sugarloaf Wi-Fi, Inc. ("Wi-Fi"), were involved with circuit court litigation (Case Nos. 2017-CA-20-K and 2017-CA-631-K) concerning a lease between Sugarloaf VFD and Wi-Fi. During the pendency of the litigation, Sugarloaf VFD advised the County that it no longer had the capacity to provide fire-fighting services and wanted to donate its station to the County so Monroe County Fire Rescue could continue to serve the Sugarloaf community. Fortress's proposal was premised on the County acquiring ownership of the property from Sugarloaf VFD and then contracting with Fortress for demolition of the existing structure and construction of a new station. The proposal contemplated providing space for a cell tower on the property, which would enable the County to resolve issues then caught up in litigation with Wi-Fi.

In April 2022, the Board deemed the proposal a "qualifying project" under the P3 statute. The County proceeded to advertise the project and solicit competing proposals. After receiving none, the County undertook negotiations with Fortress. Those negotiations resulted in an interim agreement effective March 6, 2023. Pursuant to the interim agreement, Fortress undertook predevelopment activities focused on design plans and construction budgeting and scheduling. Functionally, Fortress financed all the predevelopment activities (it has received no compensation under the interim agreement).

During the predevelopment period, the County and Fortress have negotiated a draft comprehensive agreement under the P3 statute. The draft comprehensive agreement will be presented to the Board for approval at its July 17th regular meeting.

Effective July 1, 2024, chapter 2024-96, Laws of Fla., amends the P3 statute to require an additional public meeting before approving a comprehensive agreement resulting from an unsolicited proposal. See F.S. 255.065(3)(f)1. The new law also adds detail concerning the "public interest" finding necessary to approve a comprehensive agreement. See F.S. 255.065(3)(c).

At this meeting, and in advance of the July 17th BOCC meeting, the draft comprehensive agreement is being presented to allow affected public entities and members of the public an opportunity to review the draft and provide comments.

At the July 17th meeting, before approving the comprehensive agreement, the Board will consider the factors required by the P3 statute. With regard to the public interest finding, the Board will consider the details required by the new law, specifically:

1. The project's benefits to the public.
2. The project's financial structure and economic efficiencies.
3. The qualifications and experience of Fortress and its ability to perform the project.
4. The project's compatibility with regional infrastructure plans.
5. Public comments submitted verbally during this initial meeting. The County will provide a statement that explains why the project should proceed and addresses such comments.

PREVIOUS RELEVANT BOCC ACTION:
On 7/19/2017 (Item N5), the BOCC authorized the County Attorney to file suit seeking to void the lease between the Sugarloaf Volunteer Fire Department and Sugarloaf Wi-Fi, Inc. due to violations of the Sunshine Law.

On 4/20/22 (Item #P10), the Board deemed the unsolicited proposal a "qualifying project" and directed that staff proceed under the P3 statute.

On 7/20/22 (Item #R11), the Board authorized then Assistant County Administrator Kevin Wilson to negotiate agreements with Fortress Secured, LLC.

On 1/18/23 (Item #O6), the Board approved the interim agreement.

INSURANCE REQUIRED:
No

CONTRACT/AGREEMENT CHANGES:
N/A

STAFF RECOMMENDATION: Direct staff to record any questions about the comprehensive agreement raised during this meeting and to prepare answers for the July 17, 2024, meeting.

DOCUMENTATION:

Draft Comprehensive Agreement

FINANCIAL IMPACT:

Effective Date: N/A

Expiration Date: N/A

Total Dollar Value of Contract:

Total Cost to County:

Current Year Portion:

Budgeted:

Source of Funds:

CPI:

Indirect Costs:

Estimated Ongoing Costs Not Included in above dollar amounts:

Revenue Producing: **If yes, amount:**

Grant:

County Match:

Insurance Required:

Additional Details:

Draft July 1, 2024

COMPREHENSIVE AGREEMENT
FOR THE DELIVERY OF A FIRE STATION ON SUGARLOAF KEY

Between

Monroe County, Florida

and

Fortress Secured, LLC

July 2024

Table of Contents

RECITALS 1
ARTICLE I. 2
DEFINITIONS AND INTERPRETATION 2
Section 101. Definitions. 2
Section 102. Interpretation. 6
ARTICLE II. 7
PROJECT REQUIREMENTS 7
Section 201. Statement of Project Requirements. 7
ARTICLE III. 8
COUNTY'S GRANT OF ACCESS; ACCESS TERM 8
Section 301. Grant of Access. 8
Section 302. Access Term. 8
ARTICLE IV. 8
SCHEDULE; DELAY 8
Section 401. Commencement. 8
Section 402. Schedule. 8
Section 403. Design and Construction Delays. 9
ARTICLE V. 10
DEVELOPER'S RESPONSIBILITIES 10
Section 501. Submittals. 10
Section 502. Developer's Design and Construction Responsibilities. 10
ARTICLE VI. 11
PERMITS AND GOVERNMENT APPROVALS 11
Section 601. Permits and Approvals Furnished by Developer. 11
Section 602. Maintenance of Permits and Approvals. 11
Section 603. No Damages for Denied Development Approvals. 11
Section 604. No Abrogation of Governmental Authority. 12
ARTICLE VII. 12
DESIGN AND CONSTRUCTION 12
Section 701. Constructor Qualifications. 12
Section 702. Constructor Agreements. 12
Section 703. Performance and Payment Bonds. 13
Section 704. Site Facilities. 14
Section 705. Project Administration. 14
Section 706. Project Documentation. 15

Section 707. Project Occupancy. 19
ARTICLE VIII. 19
SAFETY AND SECURITY RESPONSIBILITIES 19
Section 801. Responsibility for Safety of the Public. 19
Section 802. Responsibility for Safety of Employees and Contractors. 19
Section 803. Safety Programs. 19
Section 804. Responsibility for Security. 20
Section 805. Compliance with Safety and Security Programs. 20
Section 806. Limitations on Authority and Responsibility. 20
ARTICLE IX. 20
PAYMENTS AND TAXES 20
Section 901. County's Funding Limitation. 20
Section 902. Reserved. 20
Section 903. Payments and Retainage. 20
Section 904. Final Payment. 22
Section 905. Owner Direct Purchase. 23
ARTICLE X. 24
COUNTY'S RIGHTS AND RESPONSIBILITIES 24
Section 1001. General. 24
Section 1002. Review and Oversight of Project. 24
ARTICLE XI. 24
REPRESENTATIONS AND WARRANTIES 24
Section 1101. Developer Warranties, Representations and Additional Covenants. 24
ARTICLE XII. 27
ENVIRONMENTAL CONDITION OF SITE 27
Section 1201. Constituent of Concern. 27
ARTICLE XIII. 27
INSURANCE AND INDEMNIFICATION 27
Section 1301. Insurance. 27
Section 1302. Indemnification. 28
ARTICLE XIV. 29
ASSIGNMENT AND TRANSFER; NO THIRD-PARTY BENEFICIARIES 29
ARTICLE XV. CHANGES 29
Section 1501. Relief Events. 29
Section 1502. Administration of Proposed Contract Changes. 29
ARTICLE XVI. 30

FINAL RESOLUTION OF DISPUTES 30
Section 1601. Unresolved Change Order. 30
Section 1602. Mediation. 30
Section 1603. Final Resolution of Disputes. 30
ARTICLE XVII. 31
MISCELLANEOUS 31
Section 1701. Controlling Law. 31
Section 1702. Laws and Regulations. 31
Section 1703. Notices. 31
Section 1704. Severability. 32
Section 1705. No Waiver. 32
Section 1706. Mutual Waiver. 32
Section 1707. Independent Contractor. 33
Section 1708. Contractors and Consultants. 33
Section 1709. Electronic Transmittals. 33
Section 1710. Use of Documents. 33
Section 1711. Designated Representatives. 34
Section 1712. Counterparts. 34
Section 1713. Public Records. 35
Section 1714. Warranty of Authority; Binding Agreement. 36
Section 1715. Amendments. 36
Section 1716. Agreement Copyright. 36
ARTICLE XVIII. 36
SUSPENSION AND TERMINATION 36
Section 1801. Suspension. 36
Section 1802. Termination. 36
Section 1803. Annual Appropriations. 37

EXHIBIT A-1 Legal Description of Land
EXHIBIT A-2 Development Plan
EXHIBIT B Development Budget and Schedule of Values
EXHIBIT C Project Development Schedule
EXHIBIT D Application for Payment and Change Order Forms
EXHIBIT E Project Team Listing
EXHIBIT F Insurance Requirements
EXHIBIT G FF&E Schedule

COMPREHENSIVE AGREEMENT
FOR THE DELIVERY OF A FIRE STATION ON SUGARLOAF KEY

This Comprehensive Agreement for the Delivery of a Fire Station on Sugarloaf Key (the "Agreement"), made by and between Monroe County, Florida, a political subdivision of the State of Florida ("County"), and Fortress Secured, LLC, a Florida limited liability company, which is authorized to do business in the State of Florida ("Developer"), each a "Party" and collectively the "Parties," sets forth the mutual understanding and agreement of the Parties concerning the final development and construction of a new fire station on Sugarloaf Key.

RECITALS

WHEREAS, pursuant to Section 255.065, Florida Statutes, County received an unsolicited proposal from Developer (the "Developer's Proposal") for the turn-key delivery of a new fire station for County (the "Project") on real property located on Sugarloaf Key, Florida, as more specifically described in the legal description the attached hereto as Exhibit A-1;

WHEREAS, the design of the Project may incorporate structural elements that will permit Sugarloaf Wi-fi Inc. ("Sugarloaf Wi-fi Inc.") to construct additional improvements and locate equipment needed to support a cell tower (the "Cell Tower Facilities") which are not included as a component of the Project; and

WHEREAS, the Board of County Commissioners (the "BOCC") deemed Developer's Proposal a qualifying project under Section 255.065, Florida Statutes, deserving of further consideration as a potential public-private partnership; and

WHEREAS, County determined that it is in the public's best interest to facilitate the development of the Project and to consider entering into a comprehensive agreement with Developer, related to the design, construction and equipping the Project on the basis of Developer's Proposal; and

WHEREAS, effective December 22, 2022, the Parties entered into an interim agreement further specifying terms and outlining certain pre-development activities to better inform and guide the development, design, financing, permitting, construction, operation and maintenance of the Project (the "Interim Agreement"); and

WHEREAS, based on Developer's pre-development activities, including site due diligence and planning and design work, the Parties intend to contract for development of the Project as more specifically depicted in the Development Plan attached hereto as Exhibit A-2; and

WHEREAS, Developer has developed a budget for constructing and equipping the Project (the "Development Budget"), attached hereto as Exhibit B; and

WHEREAS, Developer is willing and able to undertake final development and construction of the Project within the limits of the Development Budget, in exchange for County's contribution of $9,610,275.00, subject to adjustment for the issuance of any Change Orders requested by County that increases the Development Budget (the "Funding Limitation").

NOW, THEREFORE, the premises being as stated above, and for good and valuable consideration, the receipt and sufficiency of which are acknowledged to be adequate, and intending to be legally bound hereby, it is mutually agreed by and between County and Developer as follows:

ARTICLE I.
DEFINITIONS AND INTERPRETATION

Section 101. Definitions.

Unless the context otherwise requires, capitalized terms used in this Agreement shall have the meanings set forth below in this Section 101 or as otherwise defined in this Agreement. Any term used in this Agreement that is defined by reference to any other agreement shall continue to have the meaning specified in such agreement, whether or not such agreement remains in effect.

"*Agreement*"—This Comprehensive Agreement for Delivery of a Fire Station executed by County and Developer, as may be amended from time to time.

"*Access*"—The rights County grants to Developer in this Agreement, and related obligations, all as more specifically defined in Article III.

"*Access Term*"—The period of time in which the Access granted in this Agreement is in effect (see Article III).

"*BOCC*"—County's Board of County Commissioners.

"*Change Order* —A written order signed by the Parties after execution of this Agreement in accordance with Article XV.

"*Constituent of Concern*"—Asbestos, petroleum, radioactive material, polychlorinated biphenyls (PCBs), hazardous waste, and any substance, product, waste, or other material of any nature whatsoever that is or becomes listed, regulated, or addressed pursuant to (a) the Comprehensive Environmental Response, Compensation and Liability Act, 42 U.S.C. §§9601 et seq. ("CERCLA"); (b) the Hazardous Materials Transportation Act, 49 U.S.C. §§5101 et seq.; (c) the Resource Conservation and Recovery Act, 42 U.S.C. §§6901 et seq. ("RCRA"); (d) the Toxic Substances Control Act, 15 U.S.C. §§2601 et seq.; (e)the Clean Water Act, 33 U.S.C. §§1251 et seq.; (f) the Clean Air Act, 42 U.S.C. §§7401 et seq.; or (g) any other federal, State, or local statute, law, rule, regulation, ordinance, resolution, code, order, or decree regulating, relating to, or

imposing liability or standards of conduct concerning, any hazardous, toxic, or dangerous waste, substance, or material.

"*Construction Contract*"—The agreement between Developer and Prime Contractor pursuant to which Prime Contractor will build the Project, which is substantially in the form of the *Standard Form of Agreement Between Design-Builder and Contractor* (AIA 142-2014).

"*Construction Plans and Specifications*"—The final and approved 100% construction plans (the "Final Plans") and Design Standards. The Parties acknowledge that the Fire Station Project Manual, dated November 20, 2023 (the "Project Manual") will serve as guidance for the quality and workmanship of the Project that will be incorporated into the Final Plans. Upon completion of the Final Plans and approval by County, the Project Manual will be superseded by the Final Plans and be of no further force or effect.

"*Constructor*"—Any person or entity performing or supporting design and construction activities relating to the Project, including but not limited to Developer, the Design Professionals, the Prime Contractor, and all other contractors, subcontractors, suppliers, utility companies, testing firms, and equipment rental companies.

"*Contract*"—This Agreement and the Interim Agreement.

"*Contract Documents*"—The Contract, the Construction Plans and Specifications, and any Change Order.

"*County*"—Monroe County, Florida.

"*County Funds*"—County's financial contribution to the Project, which shall not exceed the Funding Limitation.

"*County's Licensed Professional*"—The licensed professional performing review on behalf of County in accordance with Section 255.065(3)(a)5., Florida Statutes.

"*Day*"—Calendar day, unless otherwise indicated as a business day, in which case the term means any day County is open for business.

"*Design and Construction*"—The entire design and construction, or the various separately identifiable parts thereof, required to be provided by Developer under the Contract. Design and Construction includes and is the result of performing or providing all professional services needed to produce the design; for the labor, services (including but not limited to professional services), and documentation necessary to produce the construction; furnishing, installing, and incorporating all materials and equipment into such construction; and may include related services such as testing, start-up, and commissioning, all as required by the Contract Documents.

"*Design Standards*"—Developer's Design Standards dated March 8, 2023.

"*Designated Representative*"—The individuals designated to act as the Parties' representatives with respect to the responsibilities under the Contract as described in Article XX of this Agreement.

"*Design Professionals*"—Saltz Michelson Architecture, LLC and Universal Engineering.

"*Developer*"—Fortress Secured, LLC, a Florida limited liability company.

"*Developer Team*"—Developer and its Constructors (including Design Professionals and Prime Contractor).

"*Development Budget*"—The Project budget based on the Construction Plans and Specifications (attached hereto as Exhibit B).

"*Development Plan*"—The Project concepts based on the Construction Plans and Specifications (attached hereto as Exhibit A-2).

"*Effective Date*"—The effective date of this Agreement, which is the last date signed below.

"FF&E Schedule"—The list of furniture, fixtures and equipment for the Project (attached hereto as Exhibit G).

"*Final Completion*"—The stage of the Project at which all Work has been fully performed in accordance with the Contract Documents, all other conditions precedent to final payment have been satisfied, Developer and its Constructors have provided releases, and Developer is entitled to final payment for its Work, subject to the Funding Limit.

"*Funding Limitation*"—The firm fixed-price amount of money that County will pay Developer in exchange for its Work, which is $9,610,275.00, subject to adjustment pursuant to the issuance of any Change Orders requested by County that results in an increase in the Development Budget, or Change Orders requested by Developer pursuant to Sections 1201 and 1501.

"*Interim Agreement*" —The agreement described in the recitals.

"*Laws and Regulations; Laws or Regulations*"—Any applicable laws, statutes, rules, regulations, ordinances, codes, permits, and orders of any governmental bodies, agencies, authorities, and courts having jurisdiction over the Work, and any applicable consent decrees, including the Florida Building Code (and incorporated codes), as amended or replaced.

"*Milestone*"—A principal event in the performance and progress of this Agreement, which this Agreement requires one of the Parties to achieve, or which must occur or will occur, by a specific intermediate date, as expressly indicated in this Agreement or subsequently determined by mutual agreement of the Parties. A Milestone may be expressed by a calendar date or by a number of days from the Effective Date of this Agreement or from some other specific time.

"*Notice to Proceed*"—County's written notice to Developer to proceed with construction of the Project Facilities as provided in Section 502(b) of this Agreement.

"*Prime Contractor*"—Summit Construction Management Group.

"*Project*"— The design, construction, and equipping of a fire station on Sugarloaf Key in Monroe County, Florida, including the construction of the Temporary Fire Station (and removal at completion of the Work), all as depicted in the Development Plan and described in Exhibit A-2 attached hereto (the "Development Plan").

"*Project Facilities*"—The infrastructure and structures comprising the Project as specified in the Construction Plans and Specifications.

"*Project Requirements*"—The detailed requirements that the Project must meet, as set forth in Article II.

"*Relief Event*"—An event or occurrence that takes place during the Access Term and is the basis for an equitable adjustment in one or more Milestones or a Change Order during the Access Term.

"*Site*"—The lands or areas where construction of the Project Facilities is to be performed, including rights-of-way and easements, and such other lands as are designated for the use of Developer (as described in more detail on Exhibit A-1 attached hereto).

"*Substantial Completion*"—The stage of the Project at which County can occupy and use the Project Facilities for their intended purposes.

"*Temporary Fire Station*"—The 1,468 square foot temporary fire station constructed by Developer to be utilized by County until the Project is substantially complete (as depicted in more detail in the Development Plan).

"*Temporary Site*"—The site upon which the Temporary Fire Station shall be located during construction of the Project.

"*Work*"—The effort and activities of Developer, including its Constructors and affiliates and other agents, necessary to complete its Contract obligations, including the Design and Construction.

Section 102. Interpretation.

(a) This Agreement was initiated by Developer's Proposal. This Agreement and the other Contract Documents are intended to constitute a "comprehensive agreement" for purposes of Section 255.065, Florida Statutes, and to address the arrangement outlined in Developer's Proposal, whereby Developer will design, develop, construct and equip the Project. Interpretation and application of this Agreement shall consider the Interim Agreement, *in pari materia*, striving to give reasonable meaning to each term and to avoid rendering any term a nullity.

(b) It is the intent of the Contract Documents to describe a functionally complete project to be constructed in accordance with the Contract Documents. Any work, materials or equipment that may reasonably be inferred from the Contract Documents as being required to produce the intended result shall be supplied whether or not specifically called for in the Contract Documents. If the Contract Documents include words or terms that have a generally accepted technical or industry meaning, then such words or terms shall be interpreted to have such standard meaning unless otherwise expressly noted in the Contract Documents. Reference to standard specifications, manuals or codes of any technical society, organization or association or to the laws or regulations of any governmental authority having jurisdiction over the Project, whether such reference be specific or by implication, shall mean the latest standard specification, manual, code, law or regulation in affect at the time the Work is performed, except as may be otherwise specifically stated herein. Provided, however, in the event the standard specification, manual, code, law or regulation is changed after the Effective Date, the Parties will in good faith mutually determine whether the change constitutes a Relief Event.

(c) Unless the context shall otherwise require, the words "hereto," "herein," "hereof" and other words of similar import refer to this Agreement as a whole.

(d) Words of the masculine gender shall be deemed and construed to include correlative words of the feminine and neuter genders and vice versa.

(e) Words importing the singular number shall include the plural number and vice versa unless the context shall otherwise require.

(f) The words "include," "includes" and "including" shall be deemed to be followed by the phrase "without limitation."

(g) Whenever Developer's knowledge is implicated in this Agreement or the phrase "to Developer's knowledge" or a similar phrase is used in this Agreement, Developer's knowledge or such phrase(s) shall be interpreted to mean to the best of Developer's knowledge, and Developer affiliates' and contractors' knowledge, after reasonable and diligent inquiry.

(h) Unless the context shall otherwise require, references to any Person shall be deemed to include such Person's successors and permitted assigns.

(i) Unless the context shall otherwise require, references to the preamble, recitals, sections, subsections, clauses, schedules, exhibits, appendices and provisions are to the preamble to, or the applicable recitals, sections, subsections, clauses, schedules, exhibits, appendices and provisions of, this Agreement.

(j) The schedules and exhibits to this Agreement, and the appendices and schedules to such exhibits, are hereby incorporated by reference and made an integral part of this Agreement.

(k) The headings or titles of this Agreement and its sections, schedules or exhibits, as well as any table of contents, are for convenience of reference only and shall not define or limit its provisions.

(l) Unless the context shall otherwise require, all references to any resolution, contract, agreement, lease or other document shall be deemed to include any amendments or supplements to, or modifications or restatements or replacements of, such documents that are approved from time to time in accordance with the terms thereof and hereof.

(m) The preparation and negotiation of the Contract has been a joint effort of the Parties, and they have carefully reviewed the Contract and have been advised by counsel of their choosing. The Parties understand the Contract's contents and agree that it shall not be construed more strongly against any Party, regardless of who is responsible for its preparation.

ARTICLE II.
PROJECT REQUIREMENTS

Section 201. Statement of Project Requirements.

(a) Developer shall ensure that the Work is performed in such a manner that the Project Facilities shall: be properly designed, structurally sound, safe for human occupancy and use, and free from all hazards; comply in all material respects with the Construction Plans and Specifications; be completed within the Funding Limitation; and comply in all material respects with the Development Plan and the Contract Documents.

(b) Developer shall ensure that the Work is completed in a good and workmanlike manner.

(c) Developer shall ensure that the Work complies in all material respect with Laws and Regulations, including the Florida Building Code and the American with Disabilities Act.

(d) Developer shall have the absolute responsibility and duty to County to ensure that the Project Facilities comply with the Contract Documents and Laws and Regulations. The fact

that County is a governmental entity that may conduct review and inspections in its governmental capacity for general compliance with Laws and Regulations shall not in any way create a duty of care to Developer or act as an estoppel to, or a waiver of, County's sovereign immunity, or County's right to require construction or reconstruction in accordance with Laws and Regulations (subject to Developer's right to challenge such enforcement to the extent legally permitted).

ARTICLE III.
COUNTY'S GRANT OF ACCESS; ACCESS TERM

Section 301. Grant of Access.

(a) Subject to the provisions of the Contract, and for the sole purpose of meeting the Project Requirements, County hereby grants to Developer access to the Site and the exclusive right, and Developer hereby accepts the obligation to Design and Construct the Project Facilities, in exchange for County's payment to Developer in an amount equal to the Funding Limitation, pursuant to the terms of the Contract.

(b) The Contract shall in no way be deemed to constitute a lease of the Site or Project Facilities or any portion thereof, or any assets incorporated into, appurtenant to, or in any way connected with the Project. Developer has no fee title, leasehold estate, possessory interest, permit, easement or other real property interest of any kind in the Site or Project Facilities by virtue of the Contract or otherwise.

Section 302. Access Term.

The Access Term shall begin on the Effective Date and continue until the final completion of the Work, subject to the termination of this Agreement pursuant to its terms.

ARTICLE IV.
SCHEDULE; DELAY

Section 401. Commencement.

Developer is authorized to begin performance under this Agreement as of the Effective Date. Construction shall not commence until County issues the Notice to Proceed.

Section 402. Schedule.

(a) County and Developer shall perform their obligations pursuant to the schedule attached as Exhibit C. Developer shall diligently pursue the completion of the Project. Developer shall be solely responsible for all construction means, methods, techniques, sequences, and procedures, as well as coordination of all portions of the work under the Contract Documents, and the coordination of Constructors.

(b) The Parties intend to achieve Substantial Completion by May 31, 2026, and Final Completion by July 15, 2026.

Section 403. Design and Construction Delays.

(a) If County, or anyone for whom County is responsible, delays, disrupts, or interferes with the performance or progress of the Design and Construction, then Developer shall be entitled to an equitable adjustment in all affected Milestones. Developer's entitlement to an adjustment of a Milestone is conditioned on such adjustment being essential to Developer's ability to perform its obligations in compliance with that Milestone.

(b) Developer shall not be entitled to any adjustment in Milestones for delay, disruption, or interference in Design and Construction caused by or within the control of Developer. Delay, disruption, and interference attributable to and within the control of Developer, or any of its affiliates or Constructors, shall be deemed to be within the control of Developer. If Developer's Design and Construction performance or progress is delayed, disrupted, or interfered with by unanticipated causes not the fault of and beyond the control of County, Developer, and those for which they are responsible, then Developer shall be entitled to an equitable adjustment in affected Milestones. Developer's entitlement to an adjustment of a Milestone is conditioned on such adjustment being essential to Developer's ability to comply with the Milestone. Such adjustments shall be Developer's sole and exclusive remedy for the delays, disruption, and interference described in this paragraph. Causes of delay, disruption, or interference that may give rise to an adjustment in Milestones under this paragraph include but are not limited to the following: acts of God or of the public enemy, acts of government, fires, floods, epidemics, quarantine regulation, strikes, lockouts, and unusually severe weather conditions by comparison with the ten-year County average not reasonably anticipatable. Developer shall submit any proposed amendment seeking an adjustment in the Milestones under this paragraph within 30 days of the commencement of the delaying, disrupting, or interfering event. Notification shall identify the cause, the effect on the Project and the estimated duration of delay anticipated. Failure to give such notice will waive Developer's rights to pursue an adjustment for such event. Such notice shall be a condition precedent to Developer's right to pursue an adjustment in the Milestones based upon such delay.

(c) Except as otherwise provided herein and excluding losses covered by insurance required by the Contract Documents, the Parties agree to waive all claims against each other for any consequential damages that may arise out of or relate to this Agreement. County agrees to waive damages including but not limited to County's loss of use of the Project, any rental expenses incurred, loss of income, profit, or financing related to the Project, as well as the loss of business, loss of financing, principal office overhead and expenses, loss of profits not related to this Project, loss of reputation, or insolvency. Developer agrees to waive damages including but not limited to loss of business, loss of financing, loss of profits not related to this Project, loss of bonding capacity, loss of reputation, or insolvency. The provisions of this section shall also apply to the termination of this Agreement and shall survive such termination.

ARTICLE V.
DEVELOPER'S RESPONSIBILITIES

Section 501. Submittals.

Developer shall comply with the requirements of the Contract Documents for preparing and delivering submittals for County's review and approval, or other appropriate action. Such delivery shall be made according to the submittal schedule or jointly established by County and Developer during the initial stages of the Project. Developer shall not proceed with actions requiring County's approval until County gives such approval in writing.

Section 502. Developer's Design and Construction Responsibilities.

(a) Developer shall perform or furnish the Design and Construction of the Project, as described in the Project Requirements. Additional terms and conditions applicable to Developer's Design and Construction responsibilities are set forth in Article IV and Article VII.

(b) The construction of the Project Facilities shall not commence until all pre-construction matters, such as engineering, architectural, entitlements, construction and financing arrangements, have been arranged to the satisfaction of County. County and Developer will cooperate in good faith to satisfy the foregoing requirements. County will provide Developer written notice to proceed with construction of the Project Facilities, at which time Developer shall proceed to cause the actual construction of the Project Facilities in accordance with the Contract Documents. Notwithstanding the foregoing, County may at any time authorize Developer to proceed with certain "predevelopment" site preparation work.

(c) In any instance where Developer has a direct obligation to perform any Work, whether current, future or past tense, the language shall be construed in all instances to allow Developer to perform (or have performed) such obligation directly or to cause such obligation to be performed by or through other professionals, entities or individuals in the reasonable discretion of Developer, excepting only such matters that are non-delegable by law. Developer's exercise of such discretion shall not relieve Developer of primary responsibility to County for performance of every obligation under the Contract.

(d) Developer will lease the Temporary Site for the purpose of locating the Temporary Fire Station to be provided by Developer for use by County.

(e) County acknowledges that Developer is not a licensed architect, engineer or contractor and that Developer has and will be contracting with Developer Team members to perform such services. Developer shall not itself perform any design, engineering or construction services, and Developer shall not itself have control or charge of the construction or construction means, methods, techniques, sequences or procedures, all of which shall be performed by other Developer Team members. Developer shall keep County informed of any failure by Prime Contractor to abide by the terms of the Construction Contract and shall use

commercially reasonable efforts to enforce the Prime Contract to the extent of Developer's scope of authority granted in the Contract Documents. Developer shall use the skills and efforts required to guard County against deficiencies in the design and construction of the Project, shall report any deficiencies of which Developer may become aware to County, and shall cooperate with County in requiring Prime Contractor to rectify such deficiencies. Notwithstanding anything else contained in this Agreement to the contrary, even though Developer is not in charge of the construction of the Project, Developer guarantees to County that every performance obligation and other liability of Contractor and the other Developer Team members related to the Project will be completed when required and satisfied in full when due and owing so that Developer guarantees that the Project shall be completed in material compliance with the Contract Documents.

ARTICLE VI.
PERMITS AND GOVERNMENT APPROVALS

Section 601. Permits and Approvals Furnished by Developer.

Developer shall be responsible for obtaining (including, when applicable, performing the work required to obtain) all permits and government approvals necessary for the Project. County shall provide reasonable support and assistance to Developer with respect to data or information needed for inclusion in permit or approval applications.

Section 602. Maintenance of Permits and Approvals.

Developer shall take all actions necessary to maintain in full force and effect all Project permits and government approvals. Developer shall also be responsible for securing any needed revisions, modifications, amendments, supplements, renewals, or extensions of all such permits and government approvals.

Section 603. No Damages for Denied Development Approvals.

Should County, acting in its governmental or land development regulatory capacity (including its BOCC, its agencies, it appointed officials, or its employees with jurisdiction), not approve any required application for approval prerequisite to completion of the Project, the Contract shall not be the basis in any respect for a damages claim against either County or Developer for breach of the Contract or a basis in any respect for a damages claim against County acting in its governmental regulatory capacity as a result of such denied approval. However, in the event the Project cannot be completed due to County's denied approval, Developer may terminate this Agreement and be compensated in the same manner as set forth in Section 1802(b).

Section 604. No Abrogation of Governmental Authority.

The making of the Contract does not constitute an abrogation of County's governmental or land development regulatory powers, and Developer's obligations to comply with applicable Laws and Regulations include Developer complying with all development approvals required by County in its capacity as a governmental authority. The Contract shall not prevent County from enacting or seeking to enforce any Laws or Regulations which may affect the Site or its vicinity, regardless of whether such Law or Regulation is the result of action by the BOCC or by initiative (petition) and referendum, or by any other applicable procedures. Whenever County seeks to enforce any existing or future Law or Regulation as against the Site or its vicinity, this paragraph shall not waive or affect Developer's ability (a) to contest the validity or application of such Law or Regulation, (b) to assert whatever defenses or avoidances as may be available for Developer, or (c) to seek judicial review as may be available. However, with respect to such enforcement as to the Site or its vicinity, the Contract shall not serve as the basis for a claim for damages against County, and Developer shall not assert a damages claim.

ARTICLE VII.
DESIGN AND CONSTRUCTION

Section 701. Constructor Qualifications.

Developer will complete, or cause completion of, the Design and Construction of the Project in accordance with the Contract Documents. Developer agrees to use, and to require each of its development team members and Constructors and other consultants and agents to use, only personnel who are qualified and properly trained and who possess any license, permit, registration, certificate or other approval required by Law or Regulation to enable such personnel to perform their work, services and activities involving any portion of the Design and Construction activities.

Section 702. Constructor Agreements.

(a) Developer shall be responsible for the acts, failures to act, errors and omissions of all Constructors. Except as provided in this Agreement, this Agreement shall not give rise to any contractual or other relationship between County and any such Constructors. County disclaims and does not undertake any obligation, duty or responsibility to pay, reimburse, compensate or otherwise be responsible for payment of any fees, charges, rents, licenses, costs, expenses, reimbursements or any other amount to any Constructor. Contracts, agreements, purchase orders and other arrangements between Developer and Constructors for labor, licenses, services, equipment, machinery, materials, supplies and other items utilized in the conduct of the Project shall be consistent with the terms and conditions of this Agreement. All Design and Construction contracts entered into by Developer shall provide that any review or approval of a contract deliverable by County or Developer, or the incorporation of suggested revisions by County, shall not constitute waiver, release or acceptance of any error or omission in the deliverable, shall in no way waive or release Developer or the Constructors from its respective duty to completely perform its obligations under their contracts, the standard of care applicable to the performance

of their work, nor constitute a waiver of any claim or warranty. The Design and Construction contracts shall require, to the extent of Project work to be performed by such Constructor, that the Constructor will be bound to Developer by terms of the Contract Documents, and to assume toward Developer all the obligations, covenants, duties and responsibilities that Developer, by this Agreement, assumes toward County. The construction contract with the Prime Contractor shall provide that Monroe County is an intended third-party beneficiary of the contract. Developer's failure to include this provision in the construction contract with the Prime Contractor shall constitute a material breach of this Agreement and shall constitute grounds upon which County may terminate this Agreement for cause. Developer shall deliver a copy of said contract to County no later than 10 calendar days prior to County's issuance of the Notice to Proceed.

(b) Additionally, the Construction Contract shall reflect that the Prime Contractor represents and warrants that it will use its best efforts to cooperate with County in implementing the Direct Purchase program, as further set forth in Section 905. With respect to all direct purchases by County, the Prime Contractor shall remain responsible for coordinating, inspecting, accepting delivery, storing, handling, installing, warranting and quality control for all direct purchases. County shall assume the risk of loss or damage at the time of purchase and shall bear the economic burden of obtaining insurance covering damage or loss of any items so purchased. Notwithstanding anything herein to the contrary, the Prime Contractor shall expressly acknowledge and agree that any materials or equipment directly purchased by County shall be included within and covered to the same extent as all other warranties provided by the Prime Contractor pursuant to the terms of the Contract Documents. County shall assign to the Constructor Manager any and all warranties and rights County may have from any manufacturer or supplier of any such direct purchases by County.

Section 703. Performance and Payment Bonds.

(a) Developer shall furnish a performance bond and a payment bond each in an amount at least equal to the total price of all construction contracts, as security for the faithful performance and payment of all of Developer's construction obligations under the Contract. These bonds shall remain in effect until one year after the date when final payment on the construction contracts becomes due, except as provided otherwise by Laws or Regulations, or by specific provisions of the Contract.

(b) All bonds shall be in compliance with, and in the form prescribed by, Section 255.05, Florida Statutes. The bonds shall be executed by such sureties as are named in "Companies Holding Certificates of Authority as Acceptable Sureties on Federal Bonds and as Acceptable Reinsuring Companies" as published in Circular 570 (as amended and supplemented) by the Financial Management Service, Surety Bond Branch, U.S. Department of the Treasury. A bond signed by an agent or attorney-in-fact must be accompanied by a certified copy of that individual's authority to bind the surety. The evidence of authority shall show that it is effective on the date the agent or attorney-in-fact signed the accompanying bond.

(c) Developer shall obtain the required bonds from surety companies that are duly licensed or authorized in the jurisdiction in which the Project is located to issue bonds in the required amounts.

(d) If the surety on a bond furnished by Developer is declared bankrupt or becomes insolvent, or its right to do business is terminated in any state or jurisdiction where any part of the Project is located, or the surety ceases to meet the requirements above, then Developer shall promptly notify County and shall, within 20 days after the event giving rise to such notification, provide another bond and surety, both of which shall comply with the bond and surety requirements above.

(e) If Developer has failed to obtain a required bond, County may exclude Developer from the Site and exercise County's termination rights under this Agreement.

(f) Upon request, County shall provide a copy of the payment bond to any Constructor or other person or entity claiming to have furnished labor or materials used in the performance of the construction work.

Section 704. Site Facilities.

Developer shall arrange for all Site facilities as required by County and necessary to enable Developer to perform its duties and to accommodate any representatives of County which County may choose to have present on the Site.

Section 705. Project Administration.

Developer's administration of the Project shall include the following:

(a) Maintain a log of daily activities, including manpower records, weather, delays, major decisions, significant issues, etc.

(b) Maintain a roster of companies on the Project with names and telephone numbers of key personnel.

(c) Establish and enforce job rules governing parking, clean-up, use of facilities and worker discipline.

(d) Provide labor relations management for a harmonious, productive Project.

(e) Advise County and Design Professionals of their requested or required participation in any meeting or inspection giving each at least one-week written notice unless such notice is made impossible by conditions beyond Developer's fault and control, in which case at least 48 hours prior written notice must be given.

(f) Provide, by the 10th day of each month, a written report describing the status, progress and results of the Project activities through the end of the preceding month. The information provided to County shall include an explanation of any significant variations from the scope, schedule, sequence, or performance of the Project activities and identify any potential or known developments that may impact County or the feasibility, cost or schedule for the Project, and any corrective or remedial actions implemented.

Section 706. Project Documentation.

Developer shall provide job site administration functions during construction to assure proper documentation, including but not limited to the following:

(a) Job Meetings: Conduct a preconstruction conference with each Constructor prior to the start of its portion of the Work. Hold weekly progress and coordination meetings, or more frequently if required by Work progress, to provide for the timely completion of the Work. Participants in the Monthly Project Status Meeting will include, at a minimum, Developer, its principal design professionals, and County project manager. Developer shall produce minutes of all meetings to include, at a minimum: attendees and contact info, old and new business, status of outstanding requests for information, clarification or correction, notices, change orders, schedule update, material delivery schedule, safety. County, at its option, may produce the official minutes of any meeting attended by County. Developer shall use the job site meetings as a tool for the preplanning of Work and enforcing schedules, and for establishing procedures, responsibilities, and identification of authority for the Parties and Constructors parties to clearly understand. During these meetings, Developer shall identify the party or parties responsible for following up on any problems, delay items or questions, and Developer shall note the action to be taken by such party or parties. Developer shall revisit each pending item at each subsequent meeting until resolution is achieved. Developer shall attempt to obtain from all present any problems or delaying event known to them for appropriate attention and resolution.

(b) Shop Drawing Submittals/Approvals: Provide staff to review and approve shop drawings and other submittals and to implement procedures for transmittal to the Design Professional of such submittals for action, and closely monitor their review process.

(c) Material and Equipment Expediting: Provide staff to closely monitor material and equipment deliveries, check and follow-up on supplier commitments for all subcontractors and maintain a material and equipment expediting log.

(d) Payments to Constructors: Develop and implement a procedure for the review, processing and payment of applications by Constructors for progress and final payments.

(e) Document Interpretation: Refer all questions for interpretation of the Contract Documents to the principal design professionals in writing.

(f) Reports and Project Site Documents: Record the progress of the Work. Submit written progress reports monthly to County and the Design Professional, including information on subcontractors' Work, and the percentage of completion. Keep a daily log available to County and any permitting authority inspectors.

(g) Constructor Progress: Prepare periodic punch lists for Constructors' work including unsatisfactory or incomplete items and schedules for their completion.

(h) Substantial Completion: Ascertain when the Work or designated portions thereof are ready for substantial completion inspections. From the punch lists of incomplete or unsatisfactory items prepared by Developer and reviewed and supplemented by the principal design professional, prepare a schedule for their completion indicating completion dates for County's review. Provide this notice to County 14 days prior to the substantial completion inspection.

(i) Final Completion: Monitor Constructors' performance on the completion of the Work and provide notice to County and principal Design Professional when the Work is ready for final inspection. Coordinate this inspection with all parties 14 days prior to the final inspection. Secure, review and certify compliance with the Contract Documents, then transmit to County all required guarantees, warranties, affidavits, releases, bonds, waivers, manuals, technical standards, permits, testing results, record drawings, and maintenance books. As a minimum, unless waived by County, Developer shall provide documentation on the following items in electronic form to the extent possible along with notice of that the Work is ready for final completion (no documentation is required if the materials and equipment is not included in the design):

- Subcontractor Licenses
- Shop Drawing Submittal/Approval Logs
- Contract Drawings and Specifications with Addenda
- All warranties and guarantees, as a minimum:
- Certificate of Substantial Completion
- Certificate of Sign-Off by Architect, Mechanical & Electrical Engineers; Includes final inspection report from the MEP and Structural Engineer.
- Final Property Survey
- Maintenance Bond (if applicable)
- Final Lien Waivers from Subcontractors
- Payment Request Records from Developer to County
- Meeting Minutes
- Lab Test Reports
- Insurance Certificates and Bonds
- Contract Changes
- Permits & Inspections, Certificate of Occupancy (CO) and Use of Occupancy (UO)
- Technical Standards, Manuals, Operating Manuals

- "As-Built" Marked Prints
- Operating & Maintenance Instruction
- Start Up Reports
- Generators (Full Load 4 Hour Tests)
- Air Handlers (AHU)
- Make-Up Air Units (MUAU's)
- Water Treatment
- Balance Reports for Air & Water
- Firemen Test Results
- Daily Progress Reports
- Monthly Progress Reports
- Inspection Reports
- Punch Lists
- Roofing and flashing warranties
- Joint Sealant warranties
- Doors and hardware warranties
- Flooring – Carpet, vinyl composition tile, sheet, ceramic, epoxy
- Windows – aluminum, wood, vinyl, steel
- Curtain wall and storefront work including anti chalking of aluminum, color retention of members, air/water infiltration
- Waste compactor and trash chute
- Window covering
- Toilet accessories
- Plumbing and mechanical
- Fire Protection
- Hardware
- Sealants
- Masonry material – brick, concrete masonry unit (CMU)
- Fire Protection – sprinklers heads, fire extinguishers
- Electrical parts- wiring devices, fixtures lenses, lamps
- Electrical (including bidirectional amplification and paging)
- Elevator

(j) Start-Up: With County's personnel, direct the check-out of utilities, operations, systems and equipment for readiness and assist in their initial start-up and testing by the subcontractors.

(k) Record Drawings: Monitor the progress of Constructors' forces on marked up field prints which shall be developed by Developer into the final record drawings.

(l) Project Files and Records. Maintain in Procore, on a current basis, all Project files and records, including the following administrative records:

- Constructor Licenses

- Shop Drawing Submittal/Approval Logs
- Contract Drawings and Specifications with Addenda
- Warranties and Guarantees
- Payment Request Records
- Meeting Minutes
- Lab Test Reports
- Insurance Certificates and Bonds
- Permits
- "As-Built" Marked Prints
- Operating & Maintenance Instruction
- Daily Progress Reports
- Monthly Progress Reports
- Correspondence Files
- Transmittal Records
- Inspection and Safety Reports
- Punch Lists
- Project Schedule and Updates

Developer will provide, or cause Prime Contractor to allow, County or its designees access to Procore for purposes of reference, review, or copying the Project files and records.

(m) Record Contract Documents. Maintain in a safe place at the Site one record copy and one permit set of the Contract Documents, including, but not limited to, all drawings, specifications, addenda, amendments, change orders, construction change directive and field orders, as well as all written interpretations and clarifications issued by design professionals, in good order and annotated to show all changes made during construction. Continuously update the record Contract Documents throughout the prosecution of the Work to accurately reflect all field changes that are made. Certify the accuracy of the updated record Contract Documents. All buried and concealed items inside the Site, shall be accurately located on the record Contract Documents as to depth and in relationship to not less than two permanent features (e.g. interior or exterior wall faces). The record Contract Documents shall be clean, and all changes, corrections and dimensions shall be given in a neat and legible manner in red. The record Contract Documents, together with all approved samples and a counterpart of all approved shop drawings shall be available to County and design professionals for reference. Upon completion of the Work, the record Contract Documents, samples and shop drawings shall be delivered by Developer to County, along with an electronic closeout package including the following:

1. Project Contact List
2. O&M Manuals and As-Builts
3. Permit Docs & Inspection Reports
4. Project drawings including CAD files of floor plans, surveys, HVAC
5. Project Submittals
6. All warranties / guarantees

Section 707. Project Occupancy.

Developer shall provide the following services, to facilitate the smooth, successful and timely occupancy of the Project by County:

(a) Provide consultation and Project management to facilitate County's occupancy of the Project Facilities and provide transitional services to place the Project Facilities "on line" in such conditions as will satisfy County's operations requirements. The services include Developer's coordination of the delivery of furniture, fixtures and equipment for the Project, as further set forth in the FF&E Schedule (Exhibit G); provided, however, County assumes responsibility for the delivery to the Site of any items purchased directly by County pursuant to Section 905 herein. To the extent the FF&E Schedule conflicts with the Construction Plans and Specifications, the terms and conditions in the FF&E Schedule shall control.

(b) Catalog operational and maintenance requirements of equipment to be operated by maintenance personnel and convey these to County in such a manner as to promote their usability.

(c) Secure required guarantees and warranties and shall assemble and deliver same to County in the manner required by County.

ARTICLE VIII.
SAFETY AND SECURITY RESPONSIBILITIES

Section 801. Responsibility for Safety of the Public.

Pursuant to applicable standards and Laws and Regulations, as of the Effective Date and throughout the Access Term, Developer shall have full responsibility for the safety of the public with respect to the Project, including but not limited to visitors and invitees to the Project Facilities, with respect to the public's use of the Project Facilities, the condition of the Project Facilities, and for services or products provided or furnished by Developer.

Section 802. Responsibility for Safety of Employees and Contractors.

Pursuant to applicable standards and Laws and Regulations and as between Developer and County, throughout the Access Term Developer shall have full responsibility for the safety of Developer's employees and Constructors, and the protection of Project-related property, including the Project Facilities and the Site.

Section 803. Safety Programs.

Developer shall develop appropriate safety programs for all phases of the Project and implement and enforce such programs.

Section 804. Responsibility for Security.

Throughout the Access Term, Developer shall be responsible for the security of the Project Facilities and operations against theft, vandalism, and intentional damage or attacks, and for compliance with all applicable governmental security requirements.

Section 805. Compliance with Safety and Security Programs.

County shall comply with Developer's safety and security programs while at the Project Facilities.

Section 806. Limitations on Authority and Responsibility.

County shall not at any time supervise, direct, control, or have authority over the Project, nor shall County have authority over or be responsible for the means, methods, techniques, sequences, or procedures of construction selected or used by Developer or any Constructor, or the safety precautions and programs incident to the Project, or for security or safety at the Project Facilities while such are under Developer's care and control. This limitation does not prevent County from observing and inspecting the Work as provided in Section 1101.

ARTICLE IX.
PAYMENTS AND TAXES

Section 901. County's Funding Limitation.

As full compensation for Developer's performance of the Work, County will pay the Funding Limitation. This is a fixed priced Agreement. The Funding Limitation is all-inclusive and County will not compensate or reimburse Developer any other amounts related to performance of the Work. County will pay Developer in arrears the price agreed to for each payment Milestone (Exhibit B). County will not pay Developer any more than the Funding Limitation in exchange for delivering the Project requirements. If it becomes necessary for County to request Developer to render any additional Work, beyond or in variance of the Construction Plans and Specifications, then the Parties will follow the Change Order process in Article XV. Such additional Work shall not be performed unless set forth in a Change Order. County shall not be obligated to pay or reimburse Developer more than the amount obligated pursuant to the Agreement and such Change Order for the additional Work.

Section 902. Reserved.

Section 903. Payments and Retainage.

(a) The Development Budget and Schedule of Values (Exhibit B) will govern County's payments to Developer. The Development Budget may be revised by Change Order in accordance with Article XV.

(b) On or before July 30, 2024, and the 30th day of each month thereafter, through the term of this Agreement, Developer may submit an application for payment using the form of pay application attached hereto as Exhibit D, accompanied by a release and affidavit of payment, and releases in accordance with Section 255.05, Florida Statutes, from all Constructors showing that all materials, labor, equipment and other bills associated with the Work covered by the application for payment have been paid in full through the period of time covered by the application for payment, unless Developer's surety provides County with written consent for such payments under the Contract. County shall not be required to make payment until and unless these affidavits are furnished by Developer. Further, if Developer is withholding any portion of a payment to any subcontractor (other than retainage) for any labor, services, or materials for which County has paid Developer, Developer agrees to refund such money to County. The application for payment may also include amounts applicable to materials and equipment stored off site for subsequent incorporation into the Work.

(c) Upon receipt of the application for payment by the office identified on the application, County will record the date of receipt. If the application for payment meets Contract requirements, County will pay Developer 20 business days after the date on which it is received.

(d) If the application for payment does not meet Contract requirements, County shall reject the application within 20 business days after the date on which it is received. The rejection shall be written and specify the deficiency and the action necessary to make the application proper. Developer may thereafter submit an application for payment correcting the deficiency. If the corrected application meets Contract requirements, County will pay Developer 10 business days after the date on which it is received. If the corrected application remains deficient, County shall reject it within 10 business days. This process may be repeated until the application meets Contract requirements.

(e) If County disputes a portion of the application for payment, it will pay the undisputed portion. If the Parties cannot resolve a dispute over an application for payment, the dispute will be resolved in accordance with Subparagraph 2(J) of County's Purchasing Policy¬ and section 218.76(2), Florida Statutes (2023).

(f) Upon Developer's receipt of payment by County, Developer will pay Constructors in compliance with section 218.735(6), Florida Statutes (2023).

(g) Payments to Developer shall in no way imply approval or acceptance of Developer's work, including but not limited to any defective or deficient work, regardless of whether patent or latent.

(h) County shall retain 5% of the gross amount of each payment request. Such sum shall be accumulated and not released to Developer until final payment is due.

(i) Within 30 days after Substantial Completion, County will develop a single punch list of items and the estimated cost to complete each item on the list required to render the Work complete, satisfactory and acceptable. County will provide a first draft of the punch list within 14 days of Substantial Completion. Developer will notify County of acceptance or of any changes requested within 7 days of receipt of the punch list. The punch list does not relieve Developer of the responsibility for corrective work or for pending items not yet completed for the Project and any items that are identified after development of the punch list that are required to correct or complete the Project remain the responsibility of Developer.

(j) Within 20 days after delivery of the punch list, County will pay Developer the remaining Contract balance that includes all retainage previously withheld, less an amount equal to 150 percent of the estimated cost to complete the items on the list. Warranty items or items not included in the punch list may not affect the final payment of retainage.

(k) After the delivery of the punch list, Developer will have at least 30 days to complete the Work. Upon completion of all items on the list, Developer may submit a payment request for the amount withheld by County pursuant to paragraph (j). If a good faith dispute exists as to whether one or more items identified on the list have been completed pursuant to the Contract, County may continue to withhold up to 150 percent of the total costs to complete such items.

(l) If County fails to comply with its responsibilities to develop the punch list within the time limitations provided, Developer may submit an application for payment to County for the remaining balance of the Contract, including all remaining retainage withheld by County. County must pay Developer within 20 business days after receipt of a proper application for payment. If County has provided written notice to Developer specifying the failure of Developer to meet contract requirements in the development of the list of items to be completed, County must pay Developer the remaining balance of the Contract, less an amount equal to 150 percent of the estimated cost to complete the items that County intended to include on the list.

(m) County shall not be obligated to make payment for amounts that are the subject of a good faith dispute made in writing pursuant to the contract or the subject of a claim brought pursuant to Section 255.05, Florida Statutes.

(n) All payments due under this section and not made within the time periods specified by this section shall bear interest at the rate of 2 percent per month.

Section 904. Final Payment.

(a) County shall make final payment to Developer within 20 business days after the Work is finally accepted by County, provided that Developer first, and as an explicit condition precedent to the accrual of Developer's right to final payment, shall have furnished County with a properly executed and notarized final payment affidavit (conditioned only upon receipt of final payment) and releases from all Constructors, or a duly executed copy of the surety's consent to

final payment and such other documentation that may be required by the Contract Documents or County.

(b) Developer's acceptance of final payment shall constitute a full waiver of any and all claims by Developer against County arising out of the Contract or otherwise relating to the Project, except those identified in writing by Developer as unsettled in the final application for payment. Neither the acceptance of the Work nor payment by County shall be deemed to be a waiver of County's right to enforce any obligations of Developer hereunder or to the recovery of damages for defective Work not discovered by County at the time of final inspection. County retains the right to recover damages for the recovery of defective or deficient Work not discovered by County at the time of final inspection. After final payment has been made by County to Developer, if County identifies an obligation under the Contract Documents that Developer has not performed, then Developer shall perform the obligation. County shall reimburse Developer for the cost of performing the post final payment obligation only if: (i) County has not previously reimbursed or otherwise paid Developer for performing that obligation, and (ii) the cost of reimbursing Developer is within the Funding Limit.

Section 905. Owner Direct Purchase.

(a) County may elect to buy Project goods directly from providers to realize sales tax savings in accordance with section 212.08(6), Florida Statutes, and Rule 12A1.094, Florida Administrative Code. Any such election shall be made by County on or before August 9, 2024, and shall be limited to purchases for "single delivery" goods which are valued at $50,000 or greater including, but not limited to, the generator, condensing units, AHU, and mini splits, and only in such instances where the utilization of the process will not unreasonably delay Developer's progress on the Work. Developer shall use commercially reasonable efforts to cooperate with County in this regard by, for example, providing information for the preparation of purchase orders, monitoring deliveries, and approving invoices. Developer shall also flow down the contract terms to its Constructors outlined in Article VII. The Development Budget shall be adjusted to account for any such direct expenditures by County for items that are delivered to the Site and credited to reflect the amount of tax savings. Before final payment, a final reconciliation of County's direct purchases against the Development Budget will be performed, and Developer will prepare any related deductive change orders for County's review and execution.

(b) In compliance with Rule 12A1.094, Florida Administrative Code, County will issue a Certificate of Entitlement to Developer and Prime Contractor and to each vendor to affirm that the tangible personal property purchased from that vendor will go into or become a part of a public work. Notwithstanding anything contained herein to the contrary, County agrees that it will comply with the requirements of Section 212.08(6), Florida Statutes, and Rule 12A1.094, Florida Administrative Code, for any direct purchases for which County seeks to receive tax savings. County also acknowledges that in accordance with Section 121.08(6), Florida Statutes, if the Florida Department of Revenue later determines that such sales, in which County provided the dealer and Developer and Prime Contractor with a certificate of entitlement to the

exemption, were not exempt sales to County, then County shall be liable for any tax, penalty, and interest determined to be owed on such transactions.

ARTICLE X.
COUNTY'S RIGHTS AND RESPONSIBILITIES

Section 1001. General.

(a) County shall give prompt written notice to Developer whenever County observes or otherwise becomes aware of (1) any development that affects the scope or time of performance of Developer's obligations, (2) any defect or nonconformance in Developer's Design and Construction work, or in the performance of any Constructor, or (3) the presence at the Site of any Constituent of Concern.

(b) County shall grant Developer access and control over the Site throughout the Access Term.

(c) County shall make decisions and carry out its other responsibilities in a timely manner so as not to delay Developer's performance of its obligations under the Contract.

Section 1002. Review and Oversight of Project.

(c) All submittals that Developer must prepare and deliver to County, for County's review and approval, shall comply with any submittal requirements made a part of this Agreement. County shall conduct such review promptly, and in writing shall either (1) approve the submittal, (2) approve the submittal subject to reasonable conditions, or (3) reject the submittal. County shall approve submittals without conditions unless it can identify with specificity why the submittal is contrary to the Project Requirements or the material terms of the Agreement. Approval of a submittal by County does not change the Project Requirements or any Contract requirements; all changes must be processed in accordance with Article XV below.

(d) County shall not be responsible for discovering deficiencies in the technical accuracy of Developer's services. Developer shall correct deficiencies in technical accuracy without additional compensation, unless such corrective action is directly attributable to deficiencies in County-furnished information.

ARTICLE XI.
REPRESENTATIONS AND WARRANTIES

Section 1101. Developer Warranties, Representations and Additional Covenants.

Developer hereby warrants, represents and covenants to County as follows:

(a) Developer is experienced, competent and qualified to perform the services, duties, obligations and other work contemplated by this Agreement;

(b) Developer has and shall maintain at all times during the term of this Agreement sufficient expertise and other resources to perform its services, duties and obligations under this Agreement;

(c) Developer holds and shall maintain at all times during the term of this Agreement all certifications as may be necessary to perform its services, duties and obligations under this Agreement.

(d) Developer agrees to provide County with full access to and involvement in the Project. Without in any manner limiting the foregoing, County and its agents shall have access to the Project for purposes of observing and inspecting the work provided that such observation and inspection shall not unreasonably interfere with the construction of the Project.

(e) If County notifies Developer of any work which it believes does not comply with the Plans and Specifications or is otherwise inadequate, Developer shall promptly investigate and notify County of any remedial action for such non-compliance that Developer proposes, which County may approve or disapprove. If such action is approved by County, Developer will promptly take such action and notify County when the action is completed. No failure to inspect or provide notice by County shall relieve Developer from its obligations under this Agreement.

(f) Developer has examined and carefully studied the Contract Documents, and all data and reference items identified in the Contract Documents.

(g) Developer has visited the Site, conducted a thorough, examination of the Site and adjacent areas, and become familiar with and is satisfied as to the general, local, and Site conditions that may affect the Project.

(h) Developer is familiar with and is satisfied as to all Laws and Regulations that may affect the Project.

(i) Developer has considered the available information, its observations, and the Contract Documents with respect to the effect of such information, observations, and documents on (1) the cost, progress, and performance of Design and Construction; (2) the means, methods, techniques, sequences, and procedures of construction to be employed by Developer; and (3) Developer's safety precautions and programs for the Project.

(j) Based on the information and observations referred to in the preceding paragraph, Developer agrees that no further examinations, investigations, explorations, tests, studies, or data are necessary for proceeding with the Project under the Contact terms, pursuant to the Milestones, the Access Term, the Funding Limitation, and in accordance with the other terms and conditions of the Contract.

(k) Developer has given County written notice of all conflicts, errors, ambiguities, or discrepancies that Developer has discovered in the Contract Documents, and the written resolution thereof by County is acceptable to Developer.

(l) The Contract Documents are generally sufficient to indicate and convey understanding of all terms and conditions for proceeding with the Project.

(m) Developer has performed due diligence with respect to the Project costs; has sufficient financial and management strength for the Project; has or can obtain necessary licenses or can subcontract tasks to licensed entities; and has the skills and experience necessary for successful performance of its Contract obligations.

(n) Developer has not engaged in corrupt, fraudulent, collusive, or coercive practices in competing for or in executing the Agreement. For the purposes of this certification:

(i) "corrupt practice" means the offering, giving, receiving, or soliciting of anything of value likely to influence the action of a public official in the solicitation process or in the Agreement execution;

(ii) "fraudulent practice" means an intentional misrepresentation of facts made (a) to influence the solicitation process or the execution of the Agreement to the detriment of County, (b) to establish Contract prices at artificial non-competitive levels, or (c) to deprive County of the benefits of free and open competition;

(iii) "collusive practice" means a scheme or arrangement between two or more proposers, with or without the knowledge of County, a purpose of which is to establish proposal prices at artificial, non-competitive levels; and

(iv) "coercive practice" means harming or threatening to harm, directly or indirectly, persons or their property to influence their participation in the proposal process or affect the execution of the Agreement.

(o) Developer is not prohibited from doing business with public entities under sections 287.133, .134, .135, .1351, .137, or .138, Florida Statutes (2023).

(p) Developer is not on any list of companies declared ineligible to receive federal contracts (as maintained, for example, by the U.S. Office of Federal Contractor Compliance Programs, Office of Foreign Assets Control, the Excluded Parties List System, etc.).

(q) Developer is not participating in a boycott of Israel and is not on the State Board of Administration's "Quarterly List of Scrutinized Companies that Boycott Israel."

(r) Developer is not on the Scrutinized Companies with Activities in Sudan List or the Scrutinized Companies with Activities in the Iran Petroleum Energy Sector List (collectively, "Scrutinized List of Prohibited Companies"); to the extent that it is not preempted by Federal law, does not have business operations in Cuba or Syria; and is not on the State Board of Administration's "Scrutinized List of Prohibited Companies."

(s) Developer is registered with, and uses, the E-Verify system for all newly hired employees in accordance with section 448.095, Florida Statutes (2023); and has not, within the last year, had a contract terminated under section 448.095(5)(c) by a public employer, contractor, or subcontractor.

(t) Developer is in compliance with all applicable disclosure requirements set forth in section 286.101, Florida Statutes (2023), and has not been deemed ineligible for a grant or contract funded by a state agency pursuant to section 286.101(7).

ARTICLE XII.
ENVIRONMENTAL CONDITION OF SITE

Section 1201. Constituent of Concern.

(a) Except as otherwise disclosed to County in the Environmental Site Assessment Report, conducted by Environmental Corporation of America Inc. in accordance with the Interim Agreement, Developer is not aware of any Constituents of Concern located at the Site.

(b) If Developer encounters or learns of an undisclosed Constituent of Concern at the Site, then Developer shall notify (1) County and (2) appropriate governmental officials if Developer reasonably concludes that doing so is required by applicable Laws or Regulations.

(c) Developer shall be responsible for taking appropriate action to remediate, remove, or manage Constituents of Concern that Developer was aware of or suspected to be at the Site prior to the Effective Date, but failed to disclose to County, and for all related costs and expenses. Developer and County shall work together to minimize the impact on the Project of the Constituents of Concern.

(d) The discovery of any Constituents of Concern discovered after the Effective Date and that Developer was unaware of and did not suspect to be at the Site, shall constitute a Relief Event. Developer and County shall determine the appropriate action to take in response to any Constituents of Concern discovered after the Effective Date and shall negotiate an equitable adjustment to the Access Term or Milestones (and the Funding Limitation, to the extent the discovery adversely impacts the Development Budget).

ARTICLE XIII.
INSURANCE AND INDEMNIFICATION

Section 1301. Insurance.

(a) Developer and Prime Contractor engaged in performance of activities under this Agreement shall comply with the insurance provisions contained in Exhibit F.

(b) On or before the Effective Date, and thereafter during the term hereof, Developer shall provide County with original, current certificates of insurance, and renewal certificates of insurance thereafter, executed by a duly authorized representative of each insurer, or by the insurance agent or broker authorized to do so, as evidence of all insurance policies. No insurance policy required hereunder may be canceled, materially revised, or subject to non-renewal without at least thirty (30) calendar days prior written notice being given to County or, in the event of cancellation for non-payment of premium, ten (10) days prior written notice. Developer shall provide County with renewal certificates of insurance or binders not less than five (5) business days prior to such expiration. Insurance shall be maintained without lapse in coverage during the term of this Agreement. County shall also be given certified copies of Developer's policies of insurance, upon request.

(c) The required policies, and any policies of insurance procured by Developer providing coverage in excess of the required policies, shall provide that the coverage is primary for all purposes and Developer shall not seek any contribution from any insurance or self-insurance maintained by County. Developer and County shall share equally any deductible or self-insured retention on insurance required hereunder.

(d) Upon completion of the installation of the Temporary Fire Station, County shall be responsible for procuring all insurance policies and coverages for the Temporary Fire Station.

Section 1302. Indemnification.

Developer hereby agrees to indemnify, protect, defend and hold harmless County, its current and future county commissioners, officers, employees, agents, representatives, successors and assigns (the "County Indemnitees") from and against any and all claims, actions, suits, proceedings, investigations, audits, losses, liabilities, penalties, fines, sanctions, damages, demands, causes of action, costs and expenses including, but not limited to, all reasonable consulting, engineering, reasonable attorneys (in-house and outside counsel) or other professional fees including disbursements (collectively, "Losses"), which County Indemnitees, or any of them, may incur or suffer by reason of the following arising out of relating to or resulting from the following actions in Developer's conduct of the Work or the activities of Developer or Constructors on County's Property in connection with the Work or Developer's breach of this Agreement: (i) bodily injury or death of any natural person; (ii) damage to property of any person or entity; (iii) violations of Laws and Regulations; and (iv) misappropriation, infringement or misuse of intellectual property or industrial property rights of a third party; except to the extent any such Losses were caused primarily by the negligent or willful misconduct or omissions of County Indemnitees, or any of them. Developer's indemnity obligation hereunder shall not be limited in any way by any limitation on the amount or type of damages, compensation, penalty or benefits payable by or for Developer under any statutory program or scheme, including without limitation, any workers compensation, disability benefit or other employee benefit acts.

ARTICLE XIV.
ASSIGNMENT AND TRANSFER; NO THIRD-PARTY BENEFICIARIES

Developer shall not permit this Agreement or any of its obligations or rights hereunder to be delegated or assigned voluntarily, involuntarily or by operation of law, without the express prior written authorization of County at its sole and absolute discretion; provided, however, that Developer shall be permitted to assign this agreement in whole to an affiliate of Developer, so long as Developer is in control of such affiliate and such assignment does not relieve Developer of its financial obligations under this Agreement. No such written authorization, however, shall be construed as discharging or releasing Developer from the fulfillment of other obligations under this Agreement. This Agreement shall inure to the benefit of and bind the Parties and their permitted successors and permitted assigns.

ARTICLE XV.
CHANGES

Section 1501. Relief Events.

Subject to the terms of this Agreement, County or Developer may seek a change in Milestones or the Access Term (or, as noted parenthetically, in the Funding Limitation), by submitting a proposed Change Order to the other Party, indicating the Relief Event that is the basis for such proposed change, and following the administrative terms in Section 1502.The Parties acknowledge the following specific possible Relief Events:

- Changes in Laws or Regulations;
- Breach of this Agreement by other Party;
- Discovery of Constituents of Concern;
- Temporary restraining orders or injunctions imposed on Project by a court; or
- Failure by County to acquire clear title to the Fire Station Site (Exhibit A-1) by August 1, 2024.

In the event a Relief Event delays the Project by more than 90 days, and such delay was not caused by Developer, Developer shall be entitled to seek a change in the Funding Limitation, provided Developer can demonstrate the delay has adversely impacted the Development Budget.

Section 1502. Administration of Proposed Contract Changes.

(a) When a possible Relief Event occurs, the Party seeking relief shall give the other Party prompt notice of the Relief Event, not exceeding 30 days after the possible Relief Event occurs.

(b) Within 30 days after giving notice, the Party seeking relief shall submit to the other Party a proposed Change Order, in a form attached hereto as Exhibit D, including detailed supporting documentation.

(c) The Parties shall meet and confer regarding the Change Order and attempt to negotiate an agreeable resolution. All mutually agreed Change Orders shall be made part of this Agreement via an amendment pursuant to Section 1715.

(d) If negotiations are not successful, then the Party seeking relief shall present the other Party with a final position in the form of a specific proposed Change Order. The receiving Party shall approve or reject the proposed Change Order within 30 days of receipt. If the receiving Party has not approved or rejected the proposed Change Order within 30 days after receipt, the proposed Change Order shall be deemed rejected.

(e) In the case of a rejection of the proposed Change Order, the Party seeking relief shall have the option of exercising its rights under Article XVI, Final Resolution of Disputes.

ARTICLE XVI.
FINAL RESOLUTION OF DISPUTES

Section 1601. Unresolved Change Order.

If the Party submitting a Change Order under Article XV does not obtain the relief sought, and the administrative procedures set out in Section 1502 have been followed, the Party may proceed to the final resolution of disputes under this Article.

Section 1602. Mediation.

If the Designated Representatives cannot resolve any unsettled Change Order, claims, counterclaims, disputes, and other matters in question between them arising out of or relating to the Project, or the Contract or the breach thereof ("Dispute"), then the Designated Representatives will refer the Dispute to the County Attorney and the general counsel of Developer, or any other officer duly appointed by Developer. If County and Developer cannot resolve the Dispute within 30 days after referral of the Dispute to such officers, then either Party may request mediation of the Dispute by a mutually acceptable mediator. The Parties will participate in the mediation process in good faith. The process shall be conducted on a confidential basis and shall be completed within 120 days of submission to mediation. The Parties will share equally the mediator's fees and related charges.

Section 1603. Final Resolution of Disputes.

If neither Party requests mediation, or if mediation is unsuccessful in resolving a Dispute, then (a) the Parties may mutually agree to a dispute resolution of their choice, or (b) either Party may seek to have the Dispute resolved by litigation. IN THE EVENT LITIGATION IS PROSECUTED

BY ANY PARTY, COUNTY AND DEVELOPER AGREE TO THE MAXIMUM EXTENT PERMISSIBLE BY LAW TO WAIVE TRIAL BY JURY. The sole and exclusive venue for resolution of any Dispute shall be the state courts in Monroe County, Florida. In no event shall the existence of litigation of any controversy or the settlement thereof in and of itself delay the performance of obligations under this Agreement.

ARTICLE XVII.
MISCELLANEOUS

Section 1701. Controlling Law.

This Agreement is governed by and will be interpreted and enforced under the laws of the State of Florida. Nothing contained herein shall be construed as a waiver of any immunity or limitation of liability County may be entitled to under the doctrine of sovereign immunity or Section 768.28, Florida Statutes.

Section 1702. Laws and Regulations.

County and Developer shall comply with applicable Laws and Regulations. Developer specifically agrees that in the performance of the Project, it shall at all times comply with and cause each of its development team members and other contractors, subcontractors, vendors, consultants and agents to fully comply with all applicable laws, including environmental laws, permits, requirements of governmental authorities, and good industry practice. Developer shall possess and take commercially reasonable measures to assure that Developer's team members and contractors and subcontractors possess, and maintain in effect all licenses, permits, registrations, certificates, and authorizations required by any law or by any governmental authority for the Project.

Section 1703. Notices.

Any notice, demand, request, consent, approval or other communication authorized or required hereunder (excluding day-to-day communication in the administration of this Agreement in the ordinary course) shall be in writing, shall be delivered personally or by national recognized overnight courier and shall be deemed to have been duly given and received upon receipt if delivery is made on a business day during regular business hours, or otherwise on the next business day. Confirmation of delivery of notice by an overnight courier shall be conclusive evidence of receipt of such notice. Notices to a party shall be addressed to such party at the addresses provided below, or such other addresses as a party may from time to time designate by written notice to the other party:

If to County	Kevin Wilson Assistant County Administrator Monroe County 1100 Simonton Street, Room 2-205 Key West, FL 33040 Email Wilson-kevin@monroecounty-fl.gov
With a copy to:	Joseph X. DiNovo Assistant County Attorney Monroe County 1111 12th Street, Ste. 408 Key West, FL 33040 Email dinovo-joseph@monroecounty-fl.gov
If to Developer	Fortress Secured, LLC 421 S. Summerlin Avenue Orlando, FL 32801 Attn: Matt Everett Email Matt@fortresssecured.com
With a copy to:	Nelson Mullins 390 N. Orange Avenue, Ste. 1400 Orlando, FL 32801 Attn: Kate Stangle Email kate.stangle@nelsonmullims.com

Section 1704. Severability.

If any of the provisions of the Agreement shall contravene or be invalid under the laws of the State of Florida, such contravention or invalidity shall not invalidate the entire Agreement, but it shall be construed as if not containing the particular provision or provisions held to be invalid, and the rights and obligations of the Parties shall be construed and enforced accordingly.

Section 1705. No Waiver.

No waiver of provisions of the Agreement or any amendment thereto shall be effective unless they are in writing and signed by the Party against which enforcement is to be had.

Section 1706. Mutual Waiver.

In no event shall either Party have any liability to the other or its affiliates, contractors or subcontractors on account of any consequential, incidental, indirect, special, punitive or exemplary damages, whether in contract, tort (including negligence and strict liability) or under

any other legal or equitable principles whatsoever, or for any loss of profits, opportunity, reputation, financing or revenue.

Section 1707. Independent Contractor.

While Section 255.065, Florida Statutes, refers to public-private partnerships, that reference is to a means of project delivery, and not a description of a legal entity or relationship. The Contract does not create any principal-agent or employer-employee relationship, partnership, or joint-venture between the Parties.

Section 1708. Contractors and Consultants.

Developer may retain such contractors and consultants as Developer deems necessary to assist in the performance or furnishing of Developer's responsibilities, subject to reasonable, timely, and substantive objections by County. Developer Team members are identified on Exhibit E attached hereto. Developer shall provide County notice of any changes or substitutions of Developer Team members.

Section 1709. Electronic Transmittals.

(a) County and Developer may transmit, and shall accept, Project-related correspondence, documents, text, data, drawings, information, and graphics, in electronic media or digital format, either directly, or through access to a secure Project website, in accordance with a mutually agreeable protocol.

(b) County and Developer shall jointly develop protocols for electronic or digital transmittals.

Section 1710. Use of Documents.

Developer shall provide County with final record drawings for all Project Facilities. County may retain copies of all such drawings for information and reference in connection with the Project Facilities. Upon final payment by County of the compensation due to Developer under this Agreement, all rights and interests, including the copyright, in the design, including any Drawings and Specifications, shall pass to County, subject to the following limitations:

(a) County acknowledges that such documents are not intended or represented to be suitable for use on the Project unless completed by Developer, or for use or reuse by County or others on extensions of the Project, on any other project, or for any other use or purpose, without written verification or adaptation by Developer or a duly licensed design professional;

(b) Any such use or reuse, or any modification of the documents, without written verification, completion, or adaptation by Developer, as appropriate for the specific purpose

intended, will be at County's sole risk and without liability or legal exposure to Developer or to its officers, directors, members, partners, agents, employees, and consultants.

Section 1711. Designated Representatives.

The Parties designate the following individuals to act as their representatives with respect to the responsibilities under the Contract.

County	Developer
Kevin Wilson	Matt Everett

Each individual shall have authority to transmit instructions, receive information, and render decisions relative to the Project on behalf of the respective Party whom the individual represents. Either Party may change its Designated Representative by proving written notice of the change to the other Party in accordance with the Notices section of this Agreement.

To facilitate efficient communication and information exchange relating to the Project, all official communication about material issues related to the Project shall flow through the Designated Representatives. Each Designated Representative is responsible for the further dissemination of information to other members of their respective teams. Each Designated Representative will actively involve and make available other team members to participate in regularly scheduled Project planning and progress meetings.

Section 1712. Counterparts.

This Agreement may be executed in one or more counterparts, any one of which need not contain the signatures of more than one party, but all of which when taken together shall constitute one and the same instrument. The Parties agree that an electronic version of this Agreement shall have the same legal effect and enforceability as a paper version. The Parties further agree that this Agreement, regardless of whether in electronic or paper form, may be executed by use of electronic signatures. Electronic signatures shall have the same legal effect and enforceability as manually written signatures. County shall determine the means and methods by which electronic signatures may be used to execute this Agreement and shall provide Developer with instructions on how to use said method. Delivery of this Agreement or any other document contemplated hereby bearing an manually written or electronic signature by facsimile transmission (whether directly from one facsimile device to another by means of a dial-up connection or whether mediated by the worldwide web), by electronic mail in "portable document format" (".pdf") form, or by any other electronic means intended to preserve the original graphic and pictorial appearance of a document, will have the same effect as physical delivery of the paper document bearing an original or electronic signature.

Section 1713. Public Records.

(a) Any document submitted to County may be a public record and is open for inspection or copying by any person or entity. "Public records" are defined as all documents, papers, letters, maps, books, tapes, photographs, films, sound recordings, data processing software, or other material, regardless of the physical form, characteristics, or means of transmission, made or received pursuant to law or ordinance or in connection with the transaction of official business by any agency per Section 119.011(12), Florida Statutes. Any public record is subject to inspection and copying unless exempted under Chapter 119, Florida Statutes, or as otherwise provided by law.

(c) In accordance with Section 119.0701, Florida Statutes, Developer, when acting on behalf of County, as provided under Section 119.011(2), Florida Statues, shall keep and maintain public records as required by law and retain them as provided by the General Record Schedule established by the Department of State. Upon request from County's custodian of public records, provide County with a copy of the requested records or allow the records to be inspected or copied within a reasonable time unless exempted under Chapter 119, Florida Statutes, or as otherwise provided by law. Additionally, Developer shall provide the public records at a cost that does not exceed the cost provided in this chapter or as otherwise provided by law.

(d) Developer shall ensure that public records that are exempt or confidential and exempt from public records disclosure requirements, including materials exempt from disclosure pursuant to Section 119.071(3)(b)(1), Florida Statutes, are not disclosed except as authorized by law for the duration of this Agreement and following completion of this Agreement if Developer does not transfer the records to County. Upon the completion of the Agreement, Developer shall transfer, at no cost, to County all public records in the possession of Developer and shall destroy any duplicate public records that are exempt or confidential and exempt from public records disclosure requirements. All records stored electronically must be provided to County, upon request from County's custodian of public records, in a format that is compatible with the information technology system of County.

IF DEVELOPER HAS QUESTIONS REGARDING THE APPLICATION OF CHAPTER 119, FLORIDA STATUTES, TO DEVELOPER'S DUTY TO PROVIDE PUBLIC RECORDS RELATING TO THIS AGREEMENT, CONTACT THE CUSTODIAN OF PUBLIC RECORDS, BRIAN BRADLEY, AT (305) 295-3177, 1111 12TH STREET, SUITE 408, KEY WEST, FL 33040, BRADLEY-BRIAN@MONROECOUNTY-FL.GOV.

(e) Subject to any statutory requirements, Developer shall maintain the confidentiality of all financial and other operational information relating to the Project, except to the extent that (i) disclosure is required by law, (ii) disclosure is required for any filing or application in connection with a permit, certificate of occupancy, license or franchise, or (iii) such confidential information needs to be provided to any other consultant or professional being engaged by or on behalf of County.

Section 1714. Warranty of Authority; Binding Agreement.

The Parties represent and warrant that the signatories below are duly authorized by the Party each represents to enter into this Agreement, and by their signatures do bind the Parties to the terms of this Agreement.

Section 1715. Amendments.

This Agreement may be amended or modified only in writing, executed by each Party. Any approved Change Orders will be made part of this Agreement via written amendment. A waiver of enforcement of any obligation or waiver of covenant or the exercise of any right or remedy shall be in writing and signed by the Party to be bound thereby in order to be effective. The provisions of this Agreement are severable and the invalidity of one or more of the other provisions hereof shall not affect the validity or enforceability of any of the provisions hereof. This Agreement is the product of negotiation and neither Party shall be burdened by any presumption on the basis of its involvement in the drafting and preparation of this Agreement.

Section 1716. Agreement Copyright.

The form of this Agreement is a modified version of EJCDC® P3-508, Copyright © 2014 by the National Society of Professional Engineers, American Society of Civil Engineers, and American Council of Engineering Companies, or is based in part on excerpts from EJCDC documents. Those portions of the text that originated in published EJCDC documents remain subject to the copyright.

ARTICLE XVIII.
SUSPENSION AND TERMINATION

Section 1801. Suspension.

County may suspend the Project for up to 90 days upon seven days written notice to Developer. County shall be responsible for direct, reasonable, and documented costs resulting from the suspension, including all demobilization, remobilization, lost fees, revenue, impact on financing costs and reasonable Site overhead costs resulting from any suspension.

Section 1802. Termination.

(a) If Developer shall materially breach, violate or fail or refuse to timely perform in accordance with the requirements hereof any of the terms, conditions, covenants or agreements made by Developer herein (a "Developer Default"), County shall have the right to give written notice of such Developer Default to Developer, and if, within 30 days after receipt of such notice, Developer has not promptly commenced or proposed for County consent its recommended course of action to cure such default (and thereafter diligently pursues such cure to completion

within the period for the performance and completion of the Project), the rights and remedies of County shall include the right to terminate this Agreement by giving written notice to Developer, whereupon this Agreement shall automatically cease and terminate, subject, however, to the rights and remedies of County to recover damages sustained by County and other available remedies, and survival of Developer's indemnity and insurance obligations hereunder.

(b) If County shall materially breach, violate or fail or refuse to timely perform in accordance with the requirements hereof any of the terms, conditions, covenants or agreements made by County herein (a "County Default"), Developer shall have the right to give written notice of such County Default to County, and if, within 30 days after receipt of such notice, County has not promptly commenced or proposed for Developer consent its recommended course of action to cure such default (and thereafter diligently pursues such cure to completion within the period for the performance and completion of the Project), the rights and remedies of Developer shall include the right to terminate this Agreement by giving written notice to County, whereupon this Agreement shall automatically cease and terminate. In such event, County shall pay Developer the value of Work completed based upon the percentage of work completed to the extent not already paid by County, in addition to all other direct, reasonable, and documented costs resulting from the termination, including all demobilization costs incurred by Developer to terminate contracts with any subcontractors, and the reasonable cost of County approved materials which have been delivered but not paid for by County and cannot be used otherwise.

Section 1803. Annual Appropriations.

(a) The performance and obligation to pay by County under this Agreement is contingent upon an annual appropriation by the Board of County Commissioners and the approval of the Board members at the time of Agreement initiation and its duration.

(b) If funds are not appropriated for this Agreement, then this Agreement shall terminate as of September 30 of the last fiscal year for which funds were appropriated. County shall notify Developer in writing of any such non-allocation of funds as soon as possible. If this Agreement is so terminated, County will pay Developer a pro rata share of the firm fixed price for the portion of Work actually provided before the date of termination. Developer will not be entitled to recover any damages in connection with a termination for non-appropriation, including, but not limited to, lost profits on future Work.

[signatures on next page]

IN WITNESS WHEREOF, the Parties have caused this Agreement to be executed by their duly authorized representatives and agree to be bound hereby as of the Effective Date.

MONROE COUNTY, FLORIDA

By: _____
Holly Merrill Raschein, Mayor

Date: _____

FORTRESS SECURED, LLC

By:_____

Date:_____

EXHIBIT A-1

Legal Description of Site

Fire Station Site

A Tract of land in a part of Gov't Lot 3, Sec. 3, T67S, R27E, on Sugarloaf Kay, Monroe County, Florida and being more particularly described by metes as bounds as follows:

Commending at the intersection of the West Line of Gov't Lot 3 and the Northerly right-of-way of U.S. Highway No. 1, bear North 56 degrees, 02 minutes and 38 seconds East along the Northerly right-of-way line of U.S. Highway No. 1 for a distance of 644.56 feet to the Point of Beginning of the tract of land hereinafter described; from said Point of Beginning, continue bearing North 56 degrees, 02 minutes and 38 seconds East along the Northerly right-of-way of U.S. Highway No. 1, 100.0 feet; thence bear North 33 degrees 57 minutes and 22 seconds West, 110.0 feet; thence beat South 56 degrees, 02 minutes and 38 seconds West, 100.0 feet; Thence bear South 33 degrees, 57 minutes and 22 seconds East for a distance of 110.0 feet bac to the Point of Beginning.

Together with LANDS DESCRIBED IN OFFICIAL RECORDS BOOK 691, PAGE 384 OF THE PUBLIC RECORDS OF MONROE COUNTY, FLORIDA:

A Tract of land Easterly of the adjacent to "THE SUGARLOAF VOLUNTEER FIRE DEPARTMENT PROPERTY" on Sugarloaf Key, Monroe County, Florida and being more particularly decided by metes and bounds as follow:

Being a part of Government Lot 3, Section 3, T. 66S., R. 27E., commencing at the Southeast Corner of "THE SUGARLOAF VOLUNTEER FIRE DEPARTMENT PROPERTY" as described in Official Records Books OR415-48 and OR416-914, said Corner being the POINT OF BEGINNING of the tract of land hereinafter described and also being on the Northerly right-of-way line of U.S. Highway No. 1, bear North 56 degrees, 02 minutes and 38 seconds East, along the northerly right-of-way line of U.S. Highway No 1, 100 feet; thence bear North 33 degrees, 57 minutes and 22 seconds West 110 feet; thence bear South 56 degrees, 02 minutes and 38 seconds West, 100 feet to the Northeast corner of "THE SUGARLOAF VOLUNTEER FIRE DEPARTMENT PROPERTY"; thence bear South 33 degrees, 57 minutes and 22 seconds East, along the Eastly line of the" THE SUGARLOAF VOLUNTEER FIRE DEPARTMENT PROPERTY", 110 feet back to the POINT OF BEGINNING.

Containing 0.505 acres or 22,000 square feet, more or less.

Together with a portion of the Existing Right of Way of State Road 5 (Overseas Highway/U.S. Highway No. 1) as per Deed Book G-6, Page 42 and as shown on Florida Department of Transportation Right of Way Map. Section 90020, lying in Government Lot 3, Section 3, Township 67 South, Range 27 East, Sugarloaf Key, Monroe County, Florida, more particularly described as follows:

Commence at the Intersection of Sugarloaf Boulevard with the Baseline of Survey of State Road 5 (Overseas Highway/U.S. Highway No. 1) as per said Florida Department of Transportation Right of Way Map, Section 90020; Thence N56°19'03"E along said Baseline of Survey of State Road 5 (Overseas Highway/U.S. Highway No. 1) for a distance of 796.10 feet; Thence N33°40'57"W for a distance of 53.00 feet to the Northwesterly Right of Way line of State Road 5 (Overseas Highway/U.S. Highway No. 1) and THE POINT OF BEGINNING of the following described parcel; Thence continue N33°40'57"W for a distance of 47.00 feet to said Northwesterly Right of Way line of State Road 5 (Overseas Highway/U.S. Highway No. 1); Thence N56°19'03"E along said Northwesterly Right of Way line of State Road 5 (Overseas Highway/U.S. Highway No. 1) for a distance of 219.96 feet; Thence S33°40'57"E for a distance of 47.00 feet; Thence S56°19'03"W for a distance of 219.96 feet to THE POINT OF BEGINNING.

Containing 10,338 square feet or 0.237 acres, more or less.

Temporary Fire Station Site

Tract "A" and Tract "B", Replat Section of Lots 1 and 2, Sugarloaf Shores, according to the Plat thereof, recorded in Plat Book 7, Page 33, of the Public Records of Monroe County, Florida.

EXHIBIT A-2

DEVELOPMENT PLAN

Sugarloaf Exhibit A-2 Development Plan – Site Plan Concept

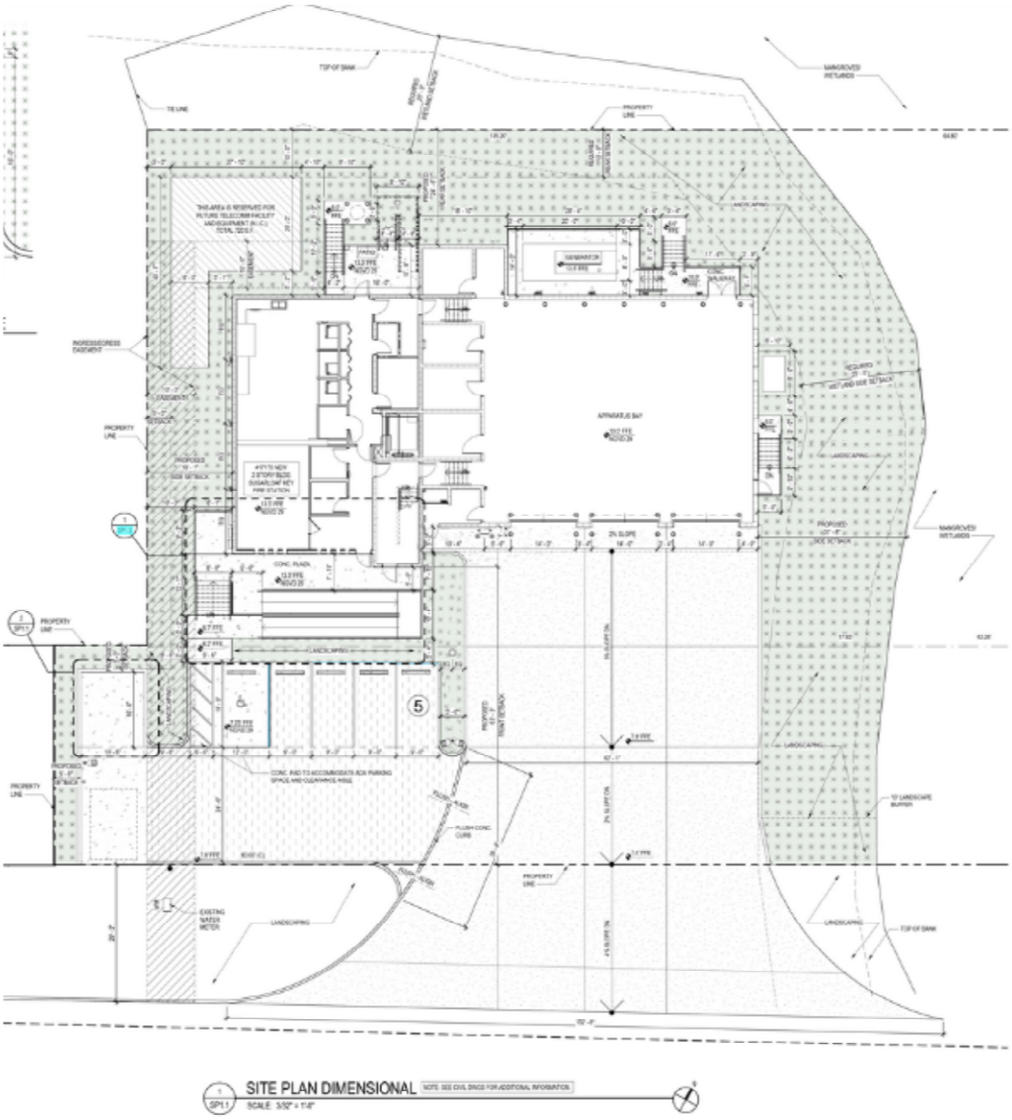

Sugarloaf Exhibit A-2 Development Plan – Floor Plan Concepts

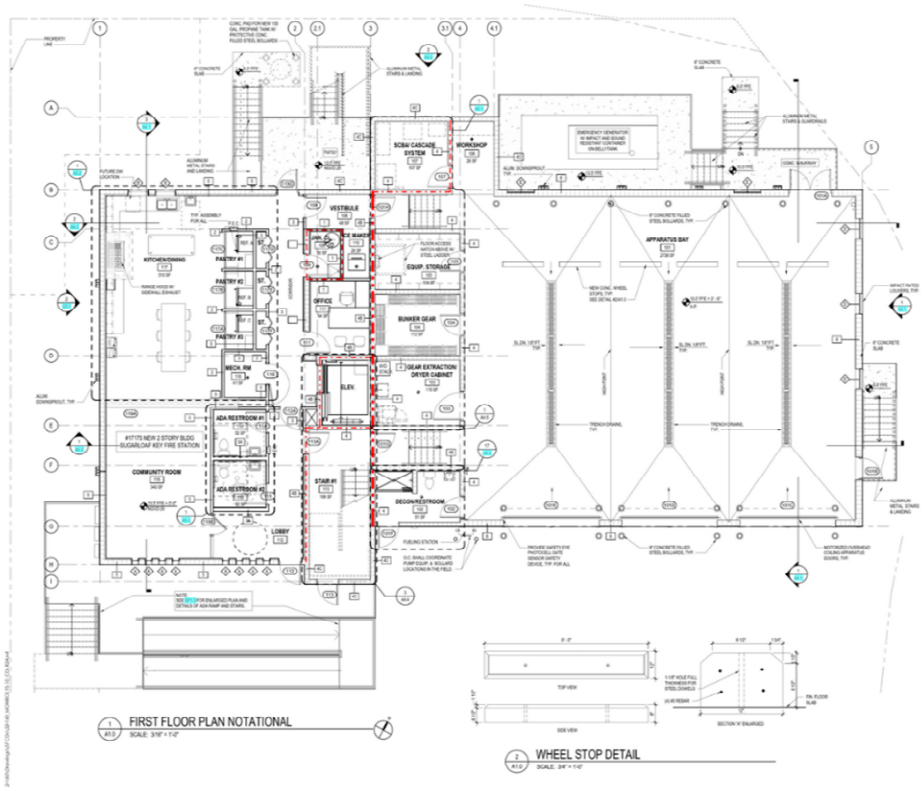

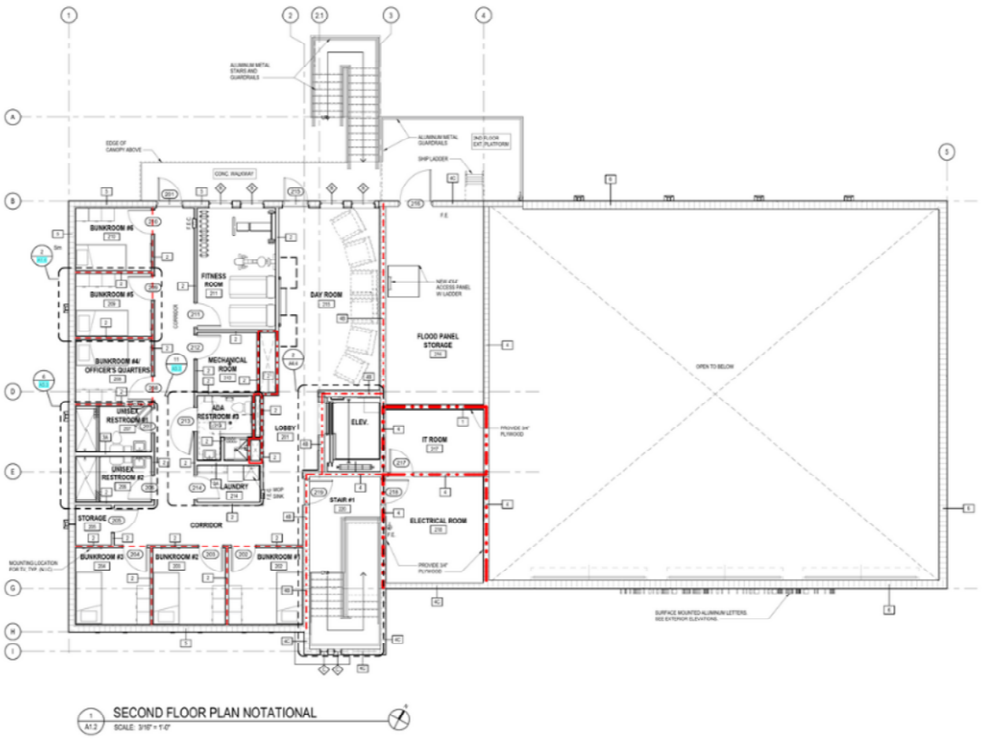

Sugarloaf Exhibit A-2 Development Plan – Elevation Concepts

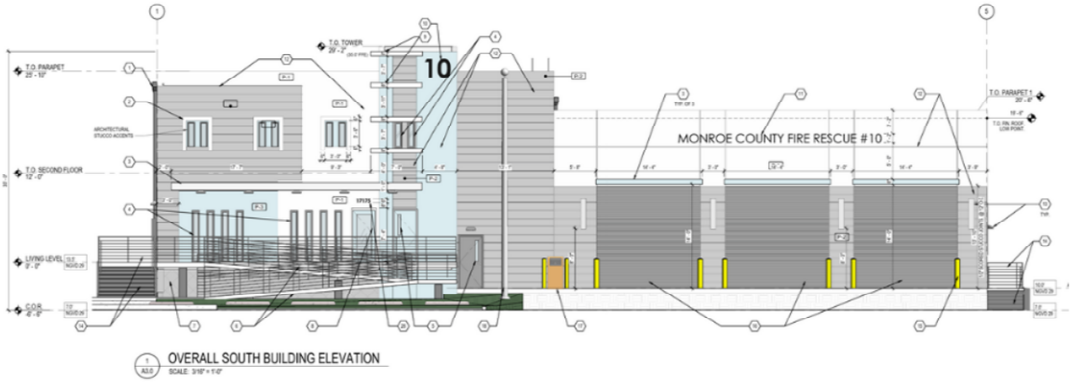

OVERALL SOUTH BUILDING ELEVATION

Sugarloaf Exhibit A-2 Development Plan – Temp Station Concept



EXHIBIT B

Development Budget

A	B	C			D	E	F	G		H	I
Item No.	Description of Work	Scheduled Value	Approved Changes	Revised Scheduled Value	Work Completed		Materials Presently Stored	Total Completed and Stored to Date (D + E + F)	% (G/C)	Balance to Finish (C-G)	Retainage
					From Previous (D+E)	This Period					
00-0000 - Procurement and Contracting		**$1,000,464.00**	**$0.00**	**$1,000,464.00**	**$0.00**	**$0.00**	**$0.00**	**$0.00**	**0.00%**	**$1,000,464.00**	**$0.00**
1 . 1	Permit Fees	$42,449.00	$0.00	$42,449.00	$0.00	$0.00	$0.00	$0.00	0.00%	$42,449.00	$0.00
1 . 2	Builders Risk	$212,224.00	$0.00	$212,224.00	$0.00	$0.00	$0.00	$0.00	0.00%	$212,224.00	$0.00
1 . 3	Performance Bond	$84,897.00	$0.00	$84,897.00	$0.00	$0.00	$0.00	$0.00	0.00%	$84,897.00	$0.00
1 . 4	Civil Engineering	$104,519.00	$0.00	$104,519.00	$0.00	$0.00	$0.00	$0.00	0.00%	$104,519.00	$0.00
1 . 5	Architecture	$556,375.00	$0.00	$556,375.00	$0.00	$0.00	$0.00	$0.00	0.00%	$556,375.00	$0.00
01-0000 - General Requirements		**$530,609.00**	**$0.00**	**$530,609.00**	**$0.00**	**$0.00**	**$0.00**	**$0.00**	**0.00%**	**$530,609.00**	**$0.00**
2 . 1	General Conditions	$530,609.00	$0.00	$530,609.00	$0.00	$0.00	$0.00	$0.00	0.00%	$530,609.00	$0.00
02-0000 - Existing Conditions		**$43,721.00**	**$0.00**	**$43,721.00**	**$0.00**	**$0.00**	**$0.00**	**$0.00**	**0.00%**	**$43,721.00**	**$0.00**
3 . 1	Surveys	$7,238.00	$0.00	$7,238.00	$0.00	$0.00	$0.00	$0.00	0.00%	$7,238.00	$0.00
3 . 2	Traffic Assessment	$12,735.00	$0.00	$12,735.00	$0.00	$0.00	$0.00	$0.00	0.00%	$12,735.00	$0.00
3 . 3	Geotechnical Investigation	$12,457.00	$0.00	$12,457.00	$0.00	$0.00	$0.00	$0.00	0.00%	$12,457.00	$0.00
3 . 4	Environmental Assessment	$7,073.00	$0.00	$7,073.00	$0.00	$0.00	$0.00	$0.00	0.00%	$7,073.00	$0.00
3 . 5	Asbestos Assessment	$4,218.00	$0.00	$4,218.00	$0.00	$0.00	$0.00	$0.00	0.00%	$4,218.00	$0.00
03-0000 - Concrete		**$783,622.00**	**$0.00**	**$783,622.00**	**$0.00**	**$0.00**	**$0.00**	**$0.00**	**0.00%**	**$783,622.00**	**$0.00**
4 . 1	Concrete	$783,622.00	$0.00	$783,622.00	$0.00	$0.00	$0.00	$0.00	0.00%	$783,622.00	$0.00
04-0000 - Masonry		**$1,679,190.00**	**$0.00**	**$1,679,190.00**	**$0.00**	**$0.00**	**$0.00**	**$0.00**	**0.00%**	**$1,679,190.00**	**$0.00**
5 . 1	Masonry	$1,679,190.00	$0.00	$1,679,190.00	$0.00	$0.00	$0.00	$0.00	0.00%	$1,679,190.00	$0.00
05-0000 - Metals		**$100,816.00**	**$0.00**	**$100,816.00**	**$0.00**	**$0.00**	**$0.00**	**$0.00**	**0.00%**	**$100,816.00**	**$0.00**
6 . 1	Metal Stairs & Handrails	$100,816.00	$0.00	$100,816.00	$0.00	$0.00	$0.00	$0.00	0.00%	$100,816.00	$0.00
06-0000 - Wood, Plastics, Composites		**$16,770.00**	**$0.00**	**$16,770.00**	**$0.00**	**$0.00**	**$0.00**	**$0.00**	**0.00%**	**$16,770.00**	**$0.00**
7 . 1	Millwork & Countertops	$16,770.00	$0.00	$16,770.00	$0.00	$0.00	$0.00	$0.00	0.00%	$16,770.00	$0.00
07-0000 - Thermal and Moisture		**$226,151.00**	**$0.00**	**$226,151.00**	**$0.00**	**$0.00**	**$0.00**	**$0.00**	**0.00%**	**$226,151.00**	**$0.00**
8 . 1	Insulation	$13,907.00	$0.00	$13,907.00	$0.00	$0.00	$0.00	$0.00	0.00%	$13,907.00	$0.00
8 . 2	Roofing	$212,244.00	$0.00	$212,244.00	$0.00	$0.00	$0.00	$0.00	0.00%	$212,244.00	$0.00

A	B	C			D	E	F	G		H	I
Item No.	Description of Work	Scheduled Value	Approved Changes	Revised Scheduled Value	Work Completed		Materials Presently Stored	Total Completed and Stored to Date (D + E + F)	% (G/C)	Balance to Finish (C-G)	Retainage
					From Previous (D+E)	This Period					
08-0000 - Openings		**$238,347.00**	**$0.00**	**$238,347.00**	**$0.00**	**$0.00**	**$0.00**	**$0.00**	**0.00%**	**$238,347.00**	**$0.00**
9 . 1	Doors, Frames & Hardware	$86,444.00	$0.00	$86,444.00	$0.00	$0.00	$0.00	$0.00	0.00%	$86,444.00	$0.00
9 . 2	Overhead Doors	$82,924.00	$0.00	$82,924.00	$0.00	$0.00	$0.00	$0.00	0.00%	$82,924.00	$0.00
9 . 3	Storefronts	$68,979.00	$0.00	$68,979.00	$0.00	$0.00	$0.00	$0.00	0.00%	$68,979.00	$0.00
09-0000 - Finishes		**$968,795.00**	**$0.00**	**$968,795.00**	**$0.00**	**$0.00**	**$0.00**	**$0.00**	**0.00%**	**$968,795.00**	**$0.00**
10 . 1	Interior Framing	$214,446.00	$0.00	$214,446.00	$0.00	$0.00	$0.00	$0.00	0.00%	$214,446.00	$0.00
10 . 2	Drywall & Finishing	$140,930.00	$0.00	$140,930.00	$0.00	$0.00	$0.00	$0.00	0.00%	$140,930.00	$0.00
10 . 3	Stucco	$450,475.00	$0.00	$450,475.00	$0.00	$0.00	$0.00	$0.00	0.00%	$450,475.00	$0.00
10 . 4	Tiling	$15,955.00	$0.00	$15,955.00	$0.00	$0.00	$0.00	$0.00	0.00%	$15,955.00	$0.00
10 . 5	Acoustical Ceilings	$15,388.00	$0.00	$15,388.00	$0.00	$0.00	$0.00	$0.00	0.00%	$15,388.00	$0.00
10 . 6	Resilient Flooring & Moisture Test	$14,364.00	$0.00	$14,364.00	$0.00	$0.00	$0.00	$0.00	0.00%	$14,364.00	$0.00
10 . 7	Rubber Flooring	$4,147.00	$0.00	$4,147.00	$0.00	$0.00	$0.00	$0.00	0.00%	$4,147.00	$0.00
10 . 8	Exterior Painting	$44,552.00	$0.00	$44,552.00	$0.00	$0.00	$0.00	$0.00	0.00%	$44,552.00	$0.00
10 . 9	Interior Painting	$45,651.00	$0.00	$45,651.00	$0.00	$0.00	$0.00	$0.00	0.00%	$45,651.00	$0.00
10 . 10	Sealed Concrete	$22,887.00	$0.00	$22,887.00	$0.00	$0.00	$0.00	$0.00	0.00%	$22,887.00	$0.00
10-0000 - Specialties		**$66,381.00**	**$0.00**	**$66,381.00**	**$0.00**	**$0.00**	**$0.00**	**$0.00**	**0.00%**	**$66,381.00**	**$0.00**
11 . 1	Signage	$19,688.00	$0.00	$19,688.00	$0.00	$0.00	$0.00	$0.00	0.00%	$19,688.00	$0.00
11 . 2	Toilet Accessories	$6,898.00	$0.00	$6,898.00	$0.00	$0.00	$0.00	$0.00	0.00%	$6,898.00	$0.00
11 . 3	Canopies	$26,530.00	$0.00	$26,530.00	$0.00	$0.00	$0.00	$0.00	0.00%	$26,530.00	$0.00
11 . 4	Flagpole	$13,265.00	$0.00	$13,265.00	$0.00	$0.00	$0.00	$0.00	0.00%	$13,265.00	$0.00
11-0000 - Equipment		**$579,111.00**	**$0.00**	**$579,111.00**	**$0.00**	**$0.00**	**$0.00**	**$0.00**	**0.00%**	**$579,111.00**	**$0.00**
12 . 1	FF&E	$172,394.00	$0.00	$172,394.00	$0.00	$0.00	$0.00	$0.00	0.00%	$172,394.00	$0.00
12 . 2	Specialized Equipment	$406,717.00	$0.00	$406,717.00	$0.00	$0.00	$0.00	$0.00	0.00%	$406,717.00	$0.00
13-0000 - Special Construction		**$455,139.00**	**$0.00**	**$455,139.00**	**$0.00**	**$0.00**	**$0.00**	**$0.00**	**0.00%**	**$455,139.00**	**$0.00**
13 . 1	Temp Facility - Design & Permitting	$111,946.00	$0.00	$111,946.00	$0.00	$0.00	$0.00	$0.00	0.00%	$111,946.00	$0.00
13 . 2	Temp Facility - Site Work	$111,946.00	$0.00	$111,946.00	$0.00	$0.00	$0.00	$0.00	0.00%	$111,946.00	$0.00

A	B	C			D	E	F	G		H	I
Item No.	Description of Work	Scheduled Value	Approved Changes	Revised Scheduled Value	Work Completed		Materials Presently Stored	Total Completed and Stored to Date (D + E + F)	% (G/C)	Balance to Finish (C-G)	Retainage
					From Previous (D+E)	This Period					
13 . 3	Temp Facility - Buildings	$231,247.00	$0.00	$231,247.00	$0.00	$0.00	$0.00	$0.00	0.00%	$231,247.00	$0.00
14-0000 - Conveying Equipment		**$100,816.00**	**$0.00**	**$100,816.00**	**$0.00**	**$0.00**	**$0.00**	**$0.00**	**0.00%**	**$100,816.00**	**$0.00**
14 . 1	Elevator	$100,816.00	$0.00	$100,816.00	$0.00	$0.00	$0.00	$0.00	0.00%	$100,816.00	$0.00
21-0000 - Fire Suppression		**$68,979.00**	**$0.00**	**$68,979.00**	**$0.00**	**$0.00**	**$0.00**	**$0.00**	**0.00%**	**$68,979.00**	**$0.00**
15 . 1	Fire Sprinklers	$68,979.00	$0.00	$68,979.00	$0.00	$0.00	$0.00	$0.00	0.00%	$68,979.00	$0.00
22-0000 - Plumbing		**$210,121.00**	**$0.00**	**$210,121.00**	**$0.00**	**$0.00**	**$0.00**	**$0.00**	**0.00%**	**$210,121.00**	**$0.00**
16 . 1	Plumbing Rough	$94,448.00	$0.00	$94,448.00	$0.00	$0.00	$0.00	$0.00	0.00%	$94,448.00	$0.00
16 . 2	Plumbing Trim Out	$115,673.00	$0.00	$115,673.00	$0.00	$0.00	$0.00	$0.00	0.00%	$115,673.00	$0.00
23-0000 - HVAC		**$354,582.00**	**$0.00**	**$354,582.00**	**$0.00**	**$0.00**	**$0.00**	**$0.00**	**0.00%**	**$354,582.00**	**$0.00**
17 . 1	Mechanical Rough	$217,550.00	$0.00	$217,550.00	$0.00	$0.00	$0.00	$0.00	0.00%	$217,550.00	$0.00
17 . 2	CaptiveAire Hood	$22,174.00	$0.00	$22,174.00	$0.00	$0.00	$0.00	$0.00	0.00%	$22,174.00	$0.00
17 . 3	Mechanical Trim Out	$114,858.00	$0.00	$114,858.00	$0.00	$0.00	$0.00	$0.00	0.00%	$114,858.00	$0.00
26-0000 - Electrical		**$641,972.00**	**$0.00**	**$641,972.00**	**$0.00**	**$0.00**	**$0.00**	**$0.00**	**0.00%**	**$641,972.00**	**$0.00**
18 . 1	Electrical Rough	$222,856.00	$0.00	$222,856.00	$0.00	$0.00	$0.00	$0.00	0.00%	$222,856.00	$0.00
18 . 2	Electrical Trim Out	$419,116.00	$0.00	$419,116.00	$0.00	$0.00	$0.00	$0.00	0.00%	$419,116.00	$0.00
31-0000 - Earthwork		**$746,137.00**	**$0.00**	**$746,137.00**	**$0.00**	**$0.00**	**$0.00**	**$0.00**	**0.00%**	**$746,137.00**	**$0.00**
19 . 1	Erosion Control	$28,069.00	$0.00	$28,069.00	$0.00	$0.00	$0.00	$0.00	0.00%	$28,069.00	$0.00
19 . 2	Final Grading	$64,628.00	$0.00	$64,628.00	$0.00	$0.00	$0.00	$0.00	0.00%	$64,628.00	$0.00
19 . 3	Fill/Import/Grading/Stabilization	$426,658.00	$0.00	$426,658.00	$0.00	$0.00	$0.00	$0.00	0.00%	$426,658.00	$0.00
19 . 4	Auger Cast Pilings	$226,782.00	$0.00	$226,782.00	$0.00	$0.00	$0.00	$0.00	0.00%	$226,782.00	$0.00
32-0000 - Exterior Improvements		**$262,756.00**	**$0.00**	**$262,756.00**	**$0.00**	**$0.00**	**$0.00**	**$0.00**	**0.00%**	**$262,756.00**	**$0.00**
20 . 1	Type D Curb	$22,073.00	$0.00	$22,073.00	$0.00	$0.00	$0.00	$0.00	0.00%	$22,073.00	$0.00
20 . 2	Pavement Markings & Signage	$26,128.00	$0.00	$26,128.00	$0.00	$0.00	$0.00	$0.00	0.00%	$26,128.00	$0.00
20 . 3	Irrigation	$57,612.00	$0.00	$57,612.00	$0.00	$0.00	$0.00	$0.00	0.00%	$57,612.00	$0.00
20 . 4	Landscaping	$156,943.00	$0.00	$156,943.00	$0.00	$0.00	$0.00	$0.00	0.00%	$156,943.00	$0.00
33-0000 - Utilities		**$535,623.00**	**$0.00**	**$535,623.00**	**$0.00**	**$0.00**	**$0.00**	**$0.00**	**0.00%**	**$535,623.00**	**$0.00**

A	B	C			D	E	F	G		H	I
Item No.	Description of Work	Scheduled Value	Approved Changes	Revised Scheduled Value	Work Completed		Materials Presently Stored	Total Completed and Stored to Date (D + E + F)	% (G/C)	Balance to Finish (C-G)	Retainage
					From Previous (D+E)	This Period					
21 . 1	Water & Fire Service Utilities	$167,894.00	$0.00	$167,894.00	$0.00	$0.00	$0.00	$0.00	0.00%	$167,894.00	$0.00
21 . 2	Sanitary Sewerage Utilities	$64,900.00	$0.00	$64,900.00	$0.00	$0.00	$0.00	$0.00	0.00%	$64,900.00	$0.00
21 . 3	Lift Station	$97,865.00	$0.00	$97,865.00	$0.00	$0.00	$0.00	$0.00	0.00%	$97,865.00	$0.00
21 . 4	Storm Drainage Utilities	$204,964.00	$0.00	$204,964.00	$0.00	$0.00	$0.00	$0.00	0.00%	$204,964.00	$0.00
	Grand Total:	**$9,610,102.00**	**$0.00**	**$9,610,102.00**	**$0.00**	**$0.00**	**$0.00**	**$0.00**	**0.00%**	**$9,610,102.00**	**$0.00**

EXHIBIT C

Project Development Schedule

Task	Start Date	End Date	Days
Proposal	04/18/22	07/01/24	
P3 Submittal to RPE	04/18/22	04/18/22	1d
Advertising Period	04/20/22	05/23/22	34d
3rd Party Reviewer Engagement	08/01/22	08/20/22	20d
RPE Proposal Award - Selection of Prevailing Proposal	07/21/22	07/21/22	1d
Access Agreement	08/19/22	08/27/22	9d
WIFI Lease Draft	08/19/22	08/27/22	9d
WIFI Final Lease	10/10/22	06/01/24	601d
Interim Agreement	01/18/23	01/27/23	10d
Soft Cost Budget for Interim Agreement	09/27/22	01/03/23	99d
Comprehensive Agreement	12/01/23	07/01/24	214d
Project Discovery	08/01/22	09/14/22	
Project Requirements Discussions with RPE	08/01/22	08/23/22	23d
Prototype Selections - Floorplan Concept Modifications	08/01/22	09/14/22	45d
Site Concepts	08/01/22	09/14/22	45d
Due Diligence	10/06/22	12/11/22	
Survey/Topo/ALTA/Tree	11/01/22	11/19/22	19d
Environmental Phase I	10/06/22	10/30/22	25d
Geotech and Borings	10/06/22	11/09/22	35d
Environmental Impact Study	10/06/22	12/11/22	67d
Preliminary Traffic Study	11/01/22	11/19/22	19d
Wetland/Endangered Species	10/31/22	11/03/22	4d
Design	10/02/22	08/20/24	
Design Concept for Client Review	10/02/22	01/26/23	117d
Concept - Client Approval	04/17/23	04/17/23	1d
Arch/Civil - Schematic Design	04/18/23	05/03/23	16d
Arch - Const Drawing 30%	05/04/23	05/28/23	25d
Arch - Const Drawing 60%	05/29/23	12/01/23	187d
Project Budget Estimating	12/02/23	01/17/24	47d
Arch - Const Drawings 90%	12/07/23	04/01/24	117d
Arch - Construction Drawings 100%	04/07/24	08/20/24	136d
Civil Design Start	04/18/23	04/18/23	1d
Civil - Design Dev 30%	05/19/23	05/19/23	1d
Civil - Design Dev 60%	12/02/23	01/15/24	45d
Civil - Construction Dwgs 90%	04/02/24	04/26/24	25d
Civil - Construction Dwgs 100%	04/27/24	08/06/24	102d
100 % CD Set Submitted to County	08/07/24	08/07/24	1d
Entitlements On-Site	05/29/23	12/05/24	
Demo Permit Submittal	08/05/24	08/05/24	1d
Demo Permit Review	08/06/24	09/04/24	30d
Demo Permit Approval	09/05/24	09/05/24	1d
Planing Review Commitee- Varience Approvals submittal	05/29/23	05/29/23	1d
Planing Review Commitee- Varience Approvals Review Period	05/30/23	08/16/24	445d
Planing Review Commitee- Varience Approved	08/17/24	08/17/24	1d
Permitting-Building submitted	09/20/24	09/20/24	1d
Permitting-Building Permit Review Period	09/21/24	12/04/24	75d
Permitting-Building Permit Issued	12/05/24	12/05/24	1d
Entitlements- Offsite Permitting	08/09/24	12/20/24	
Water Mgmt Dwgs Submitted	08/09/24	08/11/24	1d
Water Mgmt Dwgs Review Period	08/11/24	10/10/24	60d
Water Mgmt Permit Issued	10/10/24	11/09/24	1d
Util - Dwgs Submitted	08/09/24	08/11/24	1d
Util - Dwgs Review Period	08/11/24	10/10/24	60d
Util - Permit Issued	10/10/24	11/09/24	1d
FDOT - Drawings Submitted	08/09/24	08/11/24	1d
FDOT- Drawings Review Period	08/11/24	10/20/24	180d
FDOT - Permit Issued	10/20/24	11/19/24	1d
Off-Site Permit Issued	12/05/24	12/20/24	1d
Anciliary Civil Permits - DEP, etc	08/09/24	11/09/24	92
Construction	12/20/24	06/08/26	
Temporary Fire Station (trailers and infrastructure)	12/20/24	02/23/25	60d
Demolition	02/23/25	04/24/25	21d
Site Construction	03/20/25	01/14/26	150d
Building Construction	06/18/25	05/24/26	365d
Cell Tower Construction (By Others)			
Certificate of Occupancy	05/24/26	06/03/26	1d
Turn-over / OM / Warranty	05/24/26	06/08/26	15d

EXHIBIT D

Application for Payment Form

Change Order Form

TO OWNER/CLIENT:
Monroe County
1100 Simonton St., Room 2-205
Key West, Florida 33040

PROJECT:
Sugarloaf Key Fire Rescue - Station 10
17175 Overseas Highway
Sugarloaf Key, Florida 33042

APPLICATION NO: 1
INVOICE NO: 0
PERIOD: Not Specified
INVOICE DATE:
PROJECT NO: PPP514
CONTRACT DATE:

FROM DEVELOPER:
Fortress Secured, LLC
3603 Beachwood Ct.
Jacksonville, Florida 32224

VIA ARCHITECT/ENGINEER:
Norman Schwartz (Saltz Michelson Architects)

CONTRACT FOR: Sugarloaf Fire Station Prime Contract

CONTRACTOR'S APPLICATION FOR PAYMENT

Application is made for payment, as shown below, in connection with the Contract. Continuation Sheet is attached.

1.	Original Contract Sum		$9,610,102.00
2.	Net change by change orders		$0.00
3.	Contract Sum to date (Line 1 ± 2)		$9,610,102.00
4.	Total completed and stored to date (Column G on detail sheet)		$0.00
5.	Retainage:		
	a. 0.00% of completed work	$0.00	
	b. 0.00% of stored material	$0.00	
	Total retainage (Line 5a + 5b or total in column I of detail sheet)		$0.00
6.	Total earned less retainage (Line 4 less Line 5 Total)		$0.00
7.	Less previous certificates for payment (Line 6 from prior certificate)		$0.00
8.	Current payment due:		$0.00
9.	Tax applicable to this payment:		$
9.	Balance to finish, including retainage (Line 3 less Line 6)		$9,610,102.00

CHANGE ORDER SUMMARY	ADDITIONS	DEDUCTIONS
Total changes approved in previous months by Owner/Client:	$0.00	$0.00
Total approved this month:	$0.00	$0.00
Totals:	$0.00	$0.00
Net change by change orders:	$0.00	

The undersigned certifies that to the best of the Developers's knowledge, information and belief, the Work covered by this Application for Payment has been completed in accordance with the Contract Documents, that Developer has caused all amounts to be paid for Work which previous Certificates for payment were issued and payments received from the Owner/Client, and that current payments shown herein is now due.

DEVELOPER: Fortress Secured, LLC

By: _____ Date: _____

State of:
County of:
Subscribed and sworn to before
me this day of
Notary Public:
My commission expires:

A	B	C			D	E	F	G		H	I
Item No.	Description of Work	Scheduled Value	Approved Changes	Revised Scheduled Value	Work Completed		Materials Presently Stored	Total Completed and Stored to Date (D + E + F)	% (G/C)	Balance to Finish (C-G)	Retainage
					From Previous (D+E)	This Period					
00-0000 - Procurement and Contracting		**$1,000,464.00**	**$0.00**	**$1,000,464.00**	**$0.00**	**$0.00**	**$0.00**	**$0.00**	**0.00%**	**$1,000,464.00**	**$0.00**
1 . 1	Permit Fees	$42,449.00	$0.00	$42,449.00	$0.00	$0.00	$0.00	$0.00	0.00%	$42,449.00	$0.00
1 . 2	Builders Risk	$212,224.00	$0.00	$212,224.00	$0.00	$0.00	$0.00	$0.00	0.00%	$212,224.00	$0.00
1 . 3	Performance Bond	$84,897.00	$0.00	$84,897.00	$0.00	$0.00	$0.00	$0.00	0.00%	$84,897.00	$0.00
1 . 4	Civil Engineering	$104,519.00	$0.00	$104,519.00	$0.00	$0.00	$0.00	$0.00	0.00%	$104,519.00	$0.00
1 . 5	Architecture	$556,375.00	$0.00	$556,375.00	$0.00	$0.00	$0.00	$0.00	0.00%	$556,375.00	$0.00
01-0000 - General Requirements		**$530,609.00**	**$0.00**	**$530,609.00**	**$0.00**	**$0.00**	**$0.00**	**$0.00**	**0.00%**	**$530,609.00**	**$0.00**
2 . 1	General Conditions	$530,609.00	$0.00	$530,609.00	$0.00	$0.00	$0.00	$0.00	0.00%	$530,609.00	$0.00
02-0000 - Existing Conditions		**$43,721.00**	**$0.00**	**$43,721.00**	**$0.00**	**$0.00**	**$0.00**	**$0.00**	**0.00%**	**$43,721.00**	**$0.00**
3 . 1	Surveys	$7,238.00	$0.00	$7,238.00	$0.00	$0.00	$0.00	$0.00	0.00%	$7,238.00	$0.00
3 . 2	Traffic Assessment	$12,735.00	$0.00	$12,735.00	$0.00	$0.00	$0.00	$0.00	0.00%	$12,735.00	$0.00
3 . 3	Geotechnical Investigation	$12,457.00	$0.00	$12,457.00	$0.00	$0.00	$0.00	$0.00	0.00%	$12,457.00	$0.00
3 . 4	Environmental Assessment	$7,073.00	$0.00	$7,073.00	$0.00	$0.00	$0.00	$0.00	0.00%	$7,073.00	$0.00
3 . 5	Asbestos Assessment	$4,218.00	$0.00	$4,218.00	$0.00	$0.00	$0.00	$0.00	0.00%	$4,218.00	$0.00
03-0000 - Concrete		**$783,622.00**	**$0.00**	**$783,622.00**	**$0.00**	**$0.00**	**$0.00**	**$0.00**	**0.00%**	**$783,622.00**	**$0.00**
4 . 1	Concrete	$783,622.00	$0.00	$783,622.00	$0.00	$0.00	$0.00	$0.00	0.00%	$783,622.00	$0.00
04-0000 - Masonry		**$1,679,190.00**	**$0.00**	**$1,679,190.00**	**$0.00**	**$0.00**	**$0.00**	**$0.00**	**0.00%**	**$1,679,190.00**	**$0.00**
5 . 1	Masonry	$1,679,190.00	$0.00	$1,679,190.00	$0.00	$0.00	$0.00	$0.00	0.00%	$1,679,190.00	$0.00
05-0000 - Metals		**$100,816.00**	**$0.00**	**$100,816.00**	**$0.00**	**$0.00**	**$0.00**	**$0.00**	**0.00%**	**$100,816.00**	**$0.00**
6 . 1	Metal Stairs & Handrails	$100,816.00	$0.00	$100,816.00	$0.00	$0.00	$0.00	$0.00	0.00%	$100,816.00	$0.00
06-0000 - Wood, Plastics, Composites		**$16,770.00**	**$0.00**	**$16,770.00**	**$0.00**	**$0.00**	**$0.00**	**$0.00**	**0.00%**	**$16,770.00**	**$0.00**
7 . 1	Millwork & Countertops	$16,770.00	$0.00	$16,770.00	$0.00	$0.00	$0.00	$0.00	0.00%	$16,770.00	$0.00
07-0000 - Thermal and Moisture		**$226,151.00**	**$0.00**	**$226,151.00**	**$0.00**	**$0.00**	**$0.00**	**$0.00**	**0.00%**	**$226,151.00**	**$0.00**
8 . 1	Insulation	$13,907.00	$0.00	$13,907.00	$0.00	$0.00	$0.00	$0.00	0.00%	$13,907.00	$0.00
8 . 2	Roofing	$212,244.00	$0.00	$212,244.00	$0.00	$0.00	$0.00	$0.00	0.00%	$212,244.00	$0.00

A	B	C			D	E	F	G		H	I
Item No.	Description of Work	Scheduled Value	Approved Changes	Revised Scheduled Value	Work Completed		Materials Presently Stored	Total Completed and Stored to Date (D + E + F)	% (G/C)	Balance to Finish (C-G)	Retainage
					From Previous (D+E)	This Period					
08-0000 - Openings		**$238,347.00**	**$0.00**	**$238,347.00**	**$0.00**	**$0.00**	**$0.00**	**$0.00**	**0.00%**	**$238,347.00**	**$0.00**
9 . 1	Doors, Frames & Hardware	$86,444.00	$0.00	$86,444.00	$0.00	$0.00	$0.00	$0.00	0.00%	$86,444.00	$0.00
9 . 2	Overhead Doors	$82,924.00	$0.00	$82,924.00	$0.00	$0.00	$0.00	$0.00	0.00%	$82,924.00	$0.00
9 . 3	Storefronts	$68,979.00	$0.00	$68,979.00	$0.00	$0.00	$0.00	$0.00	0.00%	$68,979.00	$0.00
09-0000 - Finishes		**$968,795.00**	**$0.00**	**$968,795.00**	**$0.00**	**$0.00**	**$0.00**	**$0.00**	**0.00%**	**$968,795.00**	**$0.00**
10 . 1	Interior Framing	$214,446.00	$0.00	$214,446.00	$0.00	$0.00	$0.00	$0.00	0.00%	$214,446.00	$0.00
10 . 2	Drywall & Finishing	$140,930.00	$0.00	$140,930.00	$0.00	$0.00	$0.00	$0.00	0.00%	$140,930.00	$0.00
10 . 3	Stucco	$450,475.00	$0.00	$450,475.00	$0.00	$0.00	$0.00	$0.00	0.00%	$450,475.00	$0.00
10 . 4	Tiling	$15,955.00	$0.00	$15,955.00	$0.00	$0.00	$0.00	$0.00	0.00%	$15,955.00	$0.00
10 . 5	Acoustical Ceilings	$15,388.00	$0.00	$15,388.00	$0.00	$0.00	$0.00	$0.00	0.00%	$15,388.00	$0.00
10 . 6	Resilient Flooring & Moisture Test	$14,364.00	$0.00	$14,364.00	$0.00	$0.00	$0.00	$0.00	0.00%	$14,364.00	$0.00
10 . 7	Rubber Flooring	$4,147.00	$0.00	$4,147.00	$0.00	$0.00	$0.00	$0.00	0.00%	$4,147.00	$0.00
10 . 8	Exterior Painting	$44,552.00	$0.00	$44,552.00	$0.00	$0.00	$0.00	$0.00	0.00%	$44,552.00	$0.00
10 . 9	Interior Painting	$45,651.00	$0.00	$45,651.00	$0.00	$0.00	$0.00	$0.00	0.00%	$45,651.00	$0.00
10 . 10	Sealed Concrete	$22,887.00	$0.00	$22,887.00	$0.00	$0.00	$0.00	$0.00	0.00%	$22,887.00	$0.00
10-0000 - Specialties		**$66,381.00**	**$0.00**	**$66,381.00**	**$0.00**	**$0.00**	**$0.00**	**$0.00**	**0.00%**	**$66,381.00**	**$0.00**
11 . 1	Signage	$19,688.00	$0.00	$19,688.00	$0.00	$0.00	$0.00	$0.00	0.00%	$19,688.00	$0.00
11 . 2	Toilet Accessories	$6,898.00	$0.00	$6,898.00	$0.00	$0.00	$0.00	$0.00	0.00%	$6,898.00	$0.00
11 . 3	Canopies	$26,530.00	$0.00	$26,530.00	$0.00	$0.00	$0.00	$0.00	0.00%	$26,530.00	$0.00
11 . 4	Flagpole	$13,265.00	$0.00	$13,265.00	$0.00	$0.00	$0.00	$0.00	0.00%	$13,265.00	$0.00
11-0000 - Equipment		**$579,111.00**	**$0.00**	**$579,111.00**	**$0.00**	**$0.00**	**$0.00**	**$0.00**	**0.00%**	**$579,111.00**	**$0.00**
12 . 1	FF&E	$172,394.00	$0.00	$172,394.00	$0.00	$0.00	$0.00	$0.00	0.00%	$172,394.00	$0.00
12 . 2	Specialized Equipment	$406,717.00	$0.00	$406,717.00	$0.00	$0.00	$0.00	$0.00	0.00%	$406,717.00	$0.00
13-0000 - Special Construction		**$455,139.00**	**$0.00**	**$455,139.00**	**$0.00**	**$0.00**	**$0.00**	**$0.00**	**0.00%**	**$455,139.00**	**$0.00**
13 . 1	Temp Facility - Design & Permitting	$111,946.00	$0.00	$111,946.00	$0.00	$0.00	$0.00	$0.00	0.00%	$111,946.00	$0.00
13 . 2	Temp Facility - Site Work	$111,946.00	$0.00	$111,946.00	$0.00	$0.00	$0.00	$0.00	0.00%	$111,946.00	$0.00

A	B	C			D	E	F	G		H	I
Item No.	Description of Work	Scheduled Value	Approved Changes	Revised Scheduled Value	Work Completed		Materials Presently Stored	Total Completed and Stored to Date (D + E + F)	% (G/C)	Balance to Finish (C-G)	Retainage
					From Previous (D+E)	This Period					
13 . 3	Temp Facility - Buildings	$231,247.00	$0.00	$231,247.00	$0.00	$0.00	$0.00	$0.00	0.00%	$231,247.00	$0.00
14-0000 - Conveying Equipment		**$100,816.00**	**$0.00**	**$100,816.00**	**$0.00**	**$0.00**	**$0.00**	**$0.00**	**0.00%**	**$100,816.00**	**$0.00**
14 . 1	Elevator	$100,816.00	$0.00	$100,816.00	$0.00	$0.00	$0.00	$0.00	0.00%	$100,816.00	$0.00
21-0000 - Fire Suppression		**$68,979.00**	**$0.00**	**$68,979.00**	**$0.00**	**$0.00**	**$0.00**	**$0.00**	**0.00%**	**$68,979.00**	**$0.00**
15 . 1	Fire Sprinklers	$68,979.00	$0.00	$68,979.00	$0.00	$0.00	$0.00	$0.00	0.00%	$68,979.00	$0.00
22-0000 - Plumbing		**$210,121.00**	**$0.00**	**$210,121.00**	**$0.00**	**$0.00**	**$0.00**	**$0.00**	**0.00%**	**$210,121.00**	**$0.00**
16 . 1	Plumbing Rough	$94,448.00	$0.00	$94,448.00	$0.00	$0.00	$0.00	$0.00	0.00%	$94,448.00	$0.00
16 . 2	Plumbing Trim Out	$115,673.00	$0.00	$115,673.00	$0.00	$0.00	$0.00	$0.00	0.00%	$115,673.00	$0.00
23-0000 - HVAC		**$354,582.00**	**$0.00**	**$354,582.00**	**$0.00**	**$0.00**	**$0.00**	**$0.00**	**0.00%**	**$354,582.00**	**$0.00**
17 . 1	Mechanical Rough	$217,550.00	$0.00	$217,550.00	$0.00	$0.00	$0.00	$0.00	0.00%	$217,550.00	$0.00
17 . 2	CaptiveAire Hood	$22,174.00	$0.00	$22,174.00	$0.00	$0.00	$0.00	$0.00	0.00%	$22,174.00	$0.00
17 . 3	Mechanical Trim Out	$114,858.00	$0.00	$114,858.00	$0.00	$0.00	$0.00	$0.00	0.00%	$114,858.00	$0.00
26-0000 - Electrical		**$641,972.00**	**$0.00**	**$641,972.00**	**$0.00**	**$0.00**	**$0.00**	**$0.00**	**0.00%**	**$641,972.00**	**$0.00**
18 . 1	Electrical Rough	$222,856.00	$0.00	$222,856.00	$0.00	$0.00	$0.00	$0.00	0.00%	$222,856.00	$0.00
18 . 2	Electrical Trim Out	$419,116.00	$0.00	$419,116.00	$0.00	$0.00	$0.00	$0.00	0.00%	$419,116.00	$0.00
31-0000 - Earthwork		**$746,137.00**	**$0.00**	**$746,137.00**	**$0.00**	**$0.00**	**$0.00**	**$0.00**	**0.00%**	**$746,137.00**	**$0.00**
19 . 1	Erosion Control	$28,069.00	$0.00	$28,069.00	$0.00	$0.00	$0.00	$0.00	0.00%	$28,069.00	$0.00
19 . 2	Final Grading	$64,628.00	$0.00	$64,628.00	$0.00	$0.00	$0.00	$0.00	0.00%	$64,628.00	$0.00
19 . 3	Fill/Import/Grading/Stabilization	$426,658.00	$0.00	$426,658.00	$0.00	$0.00	$0.00	$0.00	0.00%	$426,658.00	$0.00
19 . 4	Auger Cast Pilings	$226,782.00	$0.00	$226,782.00	$0.00	$0.00	$0.00	$0.00	0.00%	$226,782.00	$0.00
32-0000 - Exterior Improvements		**$262,756.00**	**$0.00**	**$262,756.00**	**$0.00**	**$0.00**	**$0.00**	**$0.00**	**0.00%**	**$262,756.00**	**$0.00**
20 . 1	Type D Curb	$22,073.00	$0.00	$22,073.00	$0.00	$0.00	$0.00	$0.00	0.00%	$22,073.00	$0.00
20 . 2	Pavement Markings & Signage	$26,128.00	$0.00	$26,128.00	$0.00	$0.00	$0.00	$0.00	0.00%	$26,128.00	$0.00
20 . 3	Irrigation	$57,612.00	$0.00	$57,612.00	$0.00	$0.00	$0.00	$0.00	0.00%	$57,612.00	$0.00
20 . 4	Landscaping	$156,943.00	$0.00	$156,943.00	$0.00	$0.00	$0.00	$0.00	0.00%	$156,943.00	$0.00
33-0000 - Utilities		**$535,623.00**	**$0.00**	**$535,623.00**	**$0.00**	**$0.00**	**$0.00**	**$0.00**	**0.00%**	**$535,623.00**	**$0.00**

A	B	C			D	E	F	G		H	I
Item No.	Description of Work	Scheduled Value	Approved Changes	Revised Scheduled Value	Work Completed		Materials Presently Stored	Total Completed and Stored to Date (D + E + F)	% (G/C)	Balance to Finish (C-G)	Retainage
					From Previous (D+E)	This Period					
21 . 1	Water & Fire Service Utilities	$167,894.00	$0.00	$167,894.00	$0.00	$0.00	$0.00	$0.00	0.00%	$167,894.00	$0.00
21 . 2	Sanitary Sewerage Utilities	$64,900.00	$0.00	$64,900.00	$0.00	$0.00	$0.00	$0.00	0.00%	$64,900.00	$0.00
21 . 3	Lift Station	$97,865.00	$0.00	$97,865.00	$0.00	$0.00	$0.00	$0.00	0.00%	$97,865.00	$0.00
21 . 4	Storm Drainage Utilities	$204,964.00	$0.00	$204,964.00	$0.00	$0.00	$0.00	$0.00	0.00%	$204,964.00	$0.00
	Grand Total:	**$9,610,102.00**	**$0.00**	**$9,610,102.00**	**$0.00**	**$0.00**	**$0.00**	**$0.00**	**0.00%**	**$9,610,102.00**	**$0.00**

CHANGE ORDER NO.: [#]

Owner: Monroe County, Florida
Owner Professional: Kevin Wilson, P.E.
Developer: Fortress Secured, LLC
Developer Architect: Saltz Michelson Architects
Developer Engineer: Chen Moore & Associates
Developer Prime Contractor: Summit Construction Management Group
Contract Name: Comprehensive Agreement for Delivery of Fire Station on Sugarloaf Key

The Contract is modified as follows upon execution of this Change Order:

Description:

[Description of the change]

Attachments:

[List documents related to the change]

Change in Contract Price	**Change in Contract Times [State Contract Times as either a specific date or a number of days]**
Original Contract Price: $ 9,610,275.00	Original Contract Times: Substantial Completion: May 31, 2026 Ready for final payment: July 15, 2026
[Increase] [Decrease] from previously approved Change Orders No. 1 to No. **[Number of previous Change Order]**: $	**[Increase] [Decrease]** from previously approved Change Orders No.1 to No. **[Number of previous Change Order]**: Substantial Completion: Ready for final payment:
Contract Price prior to this Change Order: $	Contract Times prior to this Change Order: Substantial Completion: Ready for final payment:
[Increase] [Decrease] this Change Order: $	**[Increase] [Decrease]** this Change Order: Substantial Completion: Ready for final payment:
Contract Price incorporating this Change Order: $	Contract Times with all approved Change Orders: Substantial Completion: Ready for final payment:

EXHIBIT E

Sugarloaf Exhibit E - Project Team Listing

Sugarloaf Key Fire Rescue - Station 10
17175 Overseas Hwy, Sugarloaf Key, FL 33042

Project Team Listing

	Firm	Email
Developer Point Contact - Matt Everett	Fortress Secured, LLC	matt@fortresssecured.com
Developer Legal Contact - Kate Stangle	Nelson Mullins	kate.stangle@nelsonmullims.com
Construction Project Mgr Contact - Heather Botha	Summit CMG, LLC	heather.botha@summitcmgroup.com
Construstion Billing Mgr - Tracy Duvall	Summit CMG, LLC	tracy.duvall@summitcmgroup.com

Project Administration Roles and Responsibilities

	Owner Monroe County	Developer Fortress Secured	Contractor Summit
Oversees the design team		X	
Oversees the construction team		X	
Approve design milestones- 60%, 100%, Specs, FFE	X		
Assess project risk		X	
Evaluate project performance		X	
Oversees project schedule		X	
Records the minutes of meetings		X	
Create weekly look aheads			X
Contractors construction schedule			X
Superintendant daily reports			X
Monitor construction progress		X	
Scheduling and conducting progress meetings		X	
Setting project goals and timelines		X	
Project administrative duties			X
Produce project documentation and photographs			X
Implement jobsite policies and procedures			X
Keeping project calendar up to date		X	
Track project expenses			X
Budget Accountability		X	
Create weekly progress reports			X
Distribute weekly progress reports		X	
Pay Subcontractors and Vendors			X
RFI management			X
Approve RFIs			X
Submit project submittals			X
Approve project submittals		X	
Pay approved milestone payments	X		
Owner supplied FFE	X		
Owner supplied Special Equipment	X		
Permanent Utilities / Connections / Meter(s)	X		
Test / Balance / OM and turnover to owner			X
Distribute close out package		X	

Public private partnership team member disclosures:

Fortress Secured, LLC is the primary firm and acting in the capacity as the developer

Saltz Michelson Architects is the architectural team member and is arms length to Fortress Secured.

Chen Moore & Associates is the civil engineer team member and is arms length to Fortress Secured.

Summit Construction Management Group is the contractor team member and is NOT arms length to Fortress Secured.

EXHIBIT F

Insurance Requirements

Minimum Scope and Limit of Insurance (to be provided by Fortress or Prime Contractor)

Coverage shall be at least as broad as:

1. Commercial General Liability (CGL): Insurance Services Office Form CG 00 01 covering CGL on an "occurrence" basis, including products and completed operations, property damage, bodily injury and personal & advertising injury with limits no less than $1,000,000 per occurrence. If a general aggregate limit applies, either the general aggregate limit shall apply separately to this project/location (ISO CG 25 03 or 25 04) or the general aggregate limit shall be twice the required occurrence limit.

2. Automobile Liability: Insurance Services Office Form Number CA 0001 covering, Code 1 (any auto), or if Consultant has no owned autos, Code 8 (hired) and 9 (non-owned), with limit no less than $1,000,000 per accident for bodily injury and property damage.

3. Workers' Compensation insurance as required by the State of Florida, with Statutory Limits, and Employer's Liability Insurance with limit of no less than $1,000,000 per accident for bodily injury or disease.

If Consultant maintains broader coverage and/or higher limits than the minimums shown above, County requires and shall be entitled to the broader coverage and/or the higher limits maintained by Consultant. Any available insurance proceeds in excess of the specified minimum limits of insurance and coverage shall be available to County.

Other Insurance Provisions

The insurance policies are to contain, or be endorsed to contain, the following provisions:

Additional Insured Status
County, its officers, officials, employees, and volunteers are to be covered as additional insureds on the CGL policy with respect to liability arising out of work or operations performed by or on behalf of the Consultant including materials, parts, or equipment furnished in connection with such work or operations. General liability coverage can be provided in the form of an endorsement to the Consultant's insurance (at least as broad as ISO Form CG 20 10 11 85 or both CG 20 10, CG 20 26, CG 20 33, or CG 20 38; and CG 20 37 forms if later revisions used).

Primary Coverage
For any claims related to the Contract, Consultant's insurance coverage shall be primary insurance primary coverage at least as broad as ISO CG 20 01 04 13 as respects County, its officers, officials, employees, and volunteers. Any insurance or self-insurance maintained by County, its officers, officials, employees, or volunteers shall be excess of the Consultant's insurance and shall not contribute with it.

Notice of Cancellation
Each insurance policy required above shall state that coverage shall not be canceled, except with notice to County.

Waiver of Subrogation
Consultant hereby grants to County a waiver of any right to subrogation which any insurer of said Consultant may acquire against County by virtue of the payment of any loss under such insurance. Consultant agrees to obtain any endorsement that may be necessary to affect this waiver of subrogation, but this provision applies regardless of whether or not County has received a waiver of subrogation endorsement from the insurer.

Self-Insured Retentions
Self-insured retentions must be declared to and approved by County. County may require the Consultant to provide proof of ability to pay losses and related investigations, claim administration, and defense expenses within the retention. The policy language shall provide, or be endorsed to provide, that the self-insured retention may be satisfied by either the named insured or County.

Acceptability of Insurers
Insurance is to be placed with insurers authorized to conduct business in the state with a current A.M. Best's rating of no less than A:VII, unless otherwise acceptable to County.

Claims Made Policies
If any of the required policies provide coverage on a claims-made basis:

1. The Retroactive Date must be shown and must be before the date of the contract or the beginning of contract work,
2. Insurance must be maintained, and evidence of insurance must be provided for at least five (5) years after completion of the contract of work, and
3. If coverage is canceled or non-renewed, and not replaced with another claims-made policy form with a Retroactive Date prior to the contract effective date, the Consultant must purchase "extended reporting" coverage for a minimum of five (5) years after completion of contract work.

Verification of Coverage
Consultant shall furnish County with original Certificates of Insurance including all required amendatory endorsements (or copies of the applicable policy language effecting coverage required by this clause) and a copy of the Declarations and Endorsement Page of the CGL policy listing all policy endorsements to County before work begins. However, failure to obtain the required documents prior to the work beginning shall not waive the Consultant's obligation to provide them.

County reserves the right to require complete, certified copies of all required insurance policies, including endorsements required by these specifications, at any time.

EXHIBIT G

FF&E Schedule

FORTRESS SECURED

Project: **Sugarloaf Fire Station 10**
Location: 17097 Overseas HWY
Summerland Key, FL 33042
Date: 09/18/23

Equip ID #	Room	Description	QTY	NOTES	Est. Cost	Est. Total	Brand	Model #
1	KITCHEN	48" Gas Range	1		$ 6,500	$ 6,500	Thor	HRG4808U
2	KITCHEN	Hood Vent		Included In Construction		$ -	Captivaire	
3	KITCHEN	Frigidaire w/Ice Maker Kit	3		$ 1,279	$ 3,837	Frigdaire	FFHI1835VS
4	KITCHEN	Dishwasher	1		$ 849	$ 849	Frigdaire	FDSH4501AS
5	KITCHEN	Sharp Commercial Microwave	1		$ 1,140	$ 1,140	Sharp	R-22GTF
6	KITCHEN	Commerical Stainless Double Sink		Included In Construction		$ -		
7	KITCHEN	Coffee Maker	1		$ 400	$ 400	Bunn	
8	KITCHEN	Garbage Disposal		Included In Construction		$ -		
9	KITCHEN	Sink Faucet		Included In Construction		$ -		
10	KITCHEN	Commerical Stainless Counters Tops, Shelving		Included In Construction		$ -		
12	Dining	Office Chairs w/Custom Logo	6		$ 429	$ 2,574	FS Furniture	
13	Dining	8 Custom Logo Table	1		$ 2,000	$ 2,000	FS Furniture	
14	Day Room	Recliner Ultimate FF w/custom logo	6		$ 1,150	$ 6,900	FS Furniture	UFF-BT-E
16	Day Room	75" Samsung TV	1		$ 1,300	$ 1,300	Samsung	Q60BD QLED 4K
17	Day Room	55" Samsung TV Security	1		$ 400	$ 400	Samsung	TU700D
20	Day Room	Entertainment Center 7'	1		$ 230	$ 230	Best Buy	YHT-5961
21	Day Room	72" Fan	1		$ 764	$ 764	Maxx Air	ICF72
22	Lobby	HD Stack Chairs w/Custom Logo	2		$ 220	$ 440	FS Furniture	DB-60154-EMB
23	Lobby	Side Table	1		$ 340	$ 340	FS Furniture	
25	Front Porch	Video Doorbell		Included In Construction		$ -		
26	Laundry Room	Front Load Washer 5.0 CU/Ft	1		$ 879	$ 879	Whirlpool	WFW6605MC
27	Laundry Room	Front Load Dryer 7.4 CU/Ft	1		$ 879	$ 879	Whirlpool	WED6605MC
28	Laundry Room	Mop Sink		Included In Construction		$ -		
29	Laundry Room	Cabinets		Included In Construction		$ -		
36	Storage	Ice Machine	1		$ 2,355	$ 2,355	Manitowoc	UYF-0140A Neo
37	Storage	Ingersoll Rand Air Compressor	1		$ 1,600	$ 1,600	Ingersoll Rand	SS5L5
38	Storage	Shelving	4		$ 585	$ 2,340	Uline	H-8563
40	Restroom	Curbless Shower Floor		Included In Construction		$ -		
41	Restroom	Toilet, Sink, Faucet		Included In Construction		$ -		
42	Restroom	Towel Holders		Included In Construction		$ -		
48	Bunk Room	XL Twin Mattress 12" Memory Foam	6		$ 400	$ 2,400	FS Furniture	
49	Bunk Room	12"W x 72"H x 18"D Metal Lockers (Set of 3)	6		$ 570	$ 3,420	Vanguard	
50	Bunk Room	Twin XL Metal Bed Frame	6		$ 410	$ 2,460	FS Furniture	
51	Decon	Gear Extractor	1		$ 8,875	$ 8,875	Toxic Suppresion	EXT-30U
52	Decon	Front Load Washer 5.0 CU/Ft	1		$ 879	$ 879	Whirlpool	WFW6605MC
	Decon	Front Load Dryer 7.4 CU/Ft	1		$ 879	$ 879	Whirlpool	WED6605MC
53	Decon	Eyewash-Sink Mounted		Included In Construction		$ -		
54	Decon	Laundry sink		Included In Construction		$ -		
55	Decon	J-Tek 4 Suit Drying Rack	1		$ 4,995	$ 4,995	J-Tek	MB1500FDD
59	SCBA Room	Breathing Air Module Comp.	1		$ 26,400.00	$ 26,400	Bauer	Legacy-13-E3
60	SCBA Room	Containment Fill Stations	1		$ 16,000.00	$ 16,000	Bauer	CFS5.5-2SX4X4
61	SCBA Room	6000 PSI Cylinders	4		$ 2,665.00	$ 10,660	Cascade	CS6
62	SCBA Room	CO monitor	1		$ 2,600.00	$ 2,600		BAS-4021CO24V
63	SCBA Room	12 Bottle SCBA Bottle Storage	1		$ 690.00	$ 690	Cascade	50401
64	SCBA Room	Exhaust Fan		Included In Construction		$ -		
65	Report Room	Office Chairs w/Adj. Arms w/Custom Logo	3		$ 429	$ 1,287	FS Furniture	DS-OCA
66	Report Room	L-Desk w/cabinets		Included In Construction		$ -		
89	Bay	Dual Purpose Air/Electric Reels	4	Included in Construction		$ -	Cox	
92	Gear Room	Gear Grid Lockers 24"w x 20"D x 72"H - Wall	13		$ 759	$ 9,867	Gear Grid	40250-
93	Gear Room	72" Bench 72"L x 20"D x 21"H	1		$ 575	$ 575	Gear Grid	434204
106	Security	Door Access Drops		Included in Construction		$ -		
107	Security	Camera Drops		Included in Construction		$ -		
108	WIFI	Inside/Out				$ -		
127	Exterior Lighting	Additional outlets in soffit for Christmas lights		Included in Construction		$ -		
128	Exterior Lighting	Soffit Lighting/Backlit sign (Electric runs & lights		Included in Construction		$ -		
129	Interior Egg.	Activated Red Emergency Lighting		Included In Construction		$ -		
130	Signage	DUPLICATE		Included In Construction		$ -		
131	Building	DUPLICATE		Included In Construction		$ -		
						$ -		
133	Community Rm	Deluxe Steel Folding Chair	30		$ 27	$ 810	Uline	H-2227
134	Community Rm	Projector Short Throw	1		$ 600	$ 600	Viewsonic	PS600X
135	Community Rm	75" Samsung TV	1		$ 1,300	$ 1,300	Samsung	Q60BD QLED 4K
137	Community Rm	8' Folding Table	10		$ 145	$ 1,450	Uline	H-2751FOL
138	Community Rm	Dry Erase Board 8' x 4'	2		$ 260	$ 520	Uline	H-2757
		Tax, Freight, FFE Installation				$ 40,000		
		Total FFE				**$ 172,394**		

FORTRESS SECURED

Project: **Sugarloaf Fire Station 10**
Location: 17097 Overseas HWY
Summerland Key, FL 33042
Date: 09/18/23

Equip ID #	Room	Description	Comment/ Questions	Make	Model	QTY	NOTES	Est. Cost	Est. Total	Brand	Model #
		BDA		TBD		1		$80,000	$80,000		
132	Generator	Diesel Generator Tradewinds TJ250 w/1200 gallon tank	**Will get updated cost once we know for sure the Elec calcs			1		$ 131,717	$ 131,717	Tradewinds	TJ250
		Flood Panels							40,000	Sak Enterprises	
		Fueling Station							100,000	Guardian	
97	Radio Closet	Motorola 800 Radio and Tone alert system		Motorola	APX 4500	1		$ 55,000	$ 55,000	Motorola	
								Total	**$406,717**		

C1

COUNTY of MONROE
The Florida Keys

BOARD OF COUNTY COMMISSIONERS
Mayor Holly Merrill Raschein, District 5
Mayor Pro Tem James K. Scholl, District 3
Craig Cates, District 1
Michelle Lincoln, District 2
David Rice, District 4

Budget Meeting Meeting
July 16, 2024
Agenda Item Number: C1
2023-2534

BULK ITEM: No

DEPARTMENT: Land Authority Governing Board

TIME APPROXIMATE:

STAFF CONTACT: Christine Hurley

AGENDA ITEM WORDING: Review of the Monroe County Comprehensive Plan Land Authority Fiscal Year 2025 Budget.

ITEM BACKGROUND:
See attached Memorandum. The Governing Board has not reviewed the three projects Key West has currently requested be funded in an amount of $17,728,500. Key West Commission are expected to request an additional $1 Million for one of those three project (The Lofts) at their August 8, 2024 meeting.

Those three projects are expected to be reviewed at the September 11, 2024 Board meeting. Since adoption of the budget is also on September 11, 2024, there will be an opportunity to adjust the budget if needed before final adoption. The three projects are currently included in an amount of $17,728,500, which is expected to change for final budget adoption to $18,728,500. This would basically allocate all Land Authority funds for the Key West geographical area through September 30, 2025.

PREVIOUS RELEVANT BOCC ACTION:
N/A

INSURANCE REQUIRED:
No

CONTRACT/AGREEMENT CHANGES:
N/A

STAFF RECOMMENDATION: Approval

DOCUMENTATION:

Proposed MCLA Budget FY2025

FINANCIAL IMPACT:
N/A

MONROE COUNTY LAND AUTHORITY
1200 Truman Avenue, Suite 207, Key West, FL 33040
Phone: (305) 295-5180 Fax: (305) 295-5181

MEMORANDUM

To: Land Authority Governing Board

From: Christine Hurley, AICP, Executive Director

Date: June 15, 2024

Subject: Proposed Budget for Fiscal Year 2025

Attached please find the Land Authority's proposed budget for fiscal year 2025. This memo provides an overview and discussion of the proposed budget, revenues, and trends.

Total Budget Summary:

The proposed budget for FY 2025 is $42,667,281, which corresponds to a $7,127,281 increase compared to the amended FY24 Budget of $35,540,000. The primary reason for this increase is the increase in revenue by selling land to the State of Florida, Florida Forever Program. This increases revenue and therefore, increases the amount of funds available for future buying.

Revenue Summary:

Of the total budget, anticipated revenues for FY 2025 is $42,667,281 are expected to be:

- $7,581,183 from incoming tourist impact tax ($3,512,450 from Key West and $4,068,733 from the County/Other Cities, as well as Park Surcharge and administrative revenue ($439,623 + 447,857)
- $15,361,697 Fund balance forward (Key West $15,361,697)
- $5,176,688 Miscellaneous Revenue (Interest estimated at $500,000 + BOCC Reimbursement for Employees $195,688 + Sale of Land to the State of Florida *estimated $4,481,000)
- Less a 5% reserve of (-$2,245,646)

*As you know, the Land Authority has been working in partnership with the State of Florida Department of Environmental Protection (DEP) to pre-acquire lands in the Florida Forever boundary and then "resell" the conservation land to DEP to help them fulfill their $5 Million goal from the Florida Keys Stewardship Act.

Appropriations Summary:

Key Appropriations for FY 2025 land purchases or affordable housing (capital outlay) and reserves are:

- $15,732,386 for use in the Florida Keys Area of Critical State Concern (Unincorporated County and incorporated Cities, except Key West)
- $2,240,000 for Construction Funding for Sugarloaf Landings 54 units of affordable housing
- $3,293,248 for ROGO Reserve Account (used for Administrative Relief and lawsuit settlements)
- $1,145,647 for use in Key West Area of Critical State Concern
- $10,000,000 for Construction Funding for Key West Housing Authority (KWHA) Poinciana Plaza 56 units of affordable housing
- $2,800,000 for Construction Funding for Key West Continuum of Care at Poinciana Plaza 16 units total with 4 new units

- $1,000,000 for Reserves (Contingency and End of Year Cash)
- $1,517,500 for Salaries and General Operating Expenses

Overview of Revenues

The Land Authority receives no property tax revenue and therefore the Board does not need to adopt a millage rate for this budget. The Land Authority's two primary sources of recurring revenue are collected at rates previously fixed by the Florida Legislature and by local ordinance. These revenues consist of:

1) Park Surcharge: a surcharge on admissions and camping at the State parks in unincorporated Monroe County and

2) Tourist Impact Tax: half of the one-penny tourist impact tax charged on lodging in the Keys.

By statute, the other half of the tourist impact tax goes to the County general fund as a payment in lieu of taxes (since purchasing land by government removes the value from the tax roll) and therefore does not appear in the Land Authority budget. Additionally, over the years the Land Authority has also received various other revenues such as grants, proceeds from the sale of land, mortgage loan repayments, and interest income.

The amount of park surcharge revenue and tourist impact tax revenue that can be spent on administrative expenses is limited to 10% and 5%, respectively, and is therefore supplemented with other available revenue and unassigned fund balance to fund operating expenses and maintain existing staffing levels.

Key West

Tourist Impact Tax

Within the City of Key West, the Tourist Impact Tax revenue collected from lodging establishments is dedicated to be spent in Key West. This chart demonstrates the revenue since the creation of the Land Authority. As you can see, 2023 started a downturn after the record breaking year, 2022, following COVID.

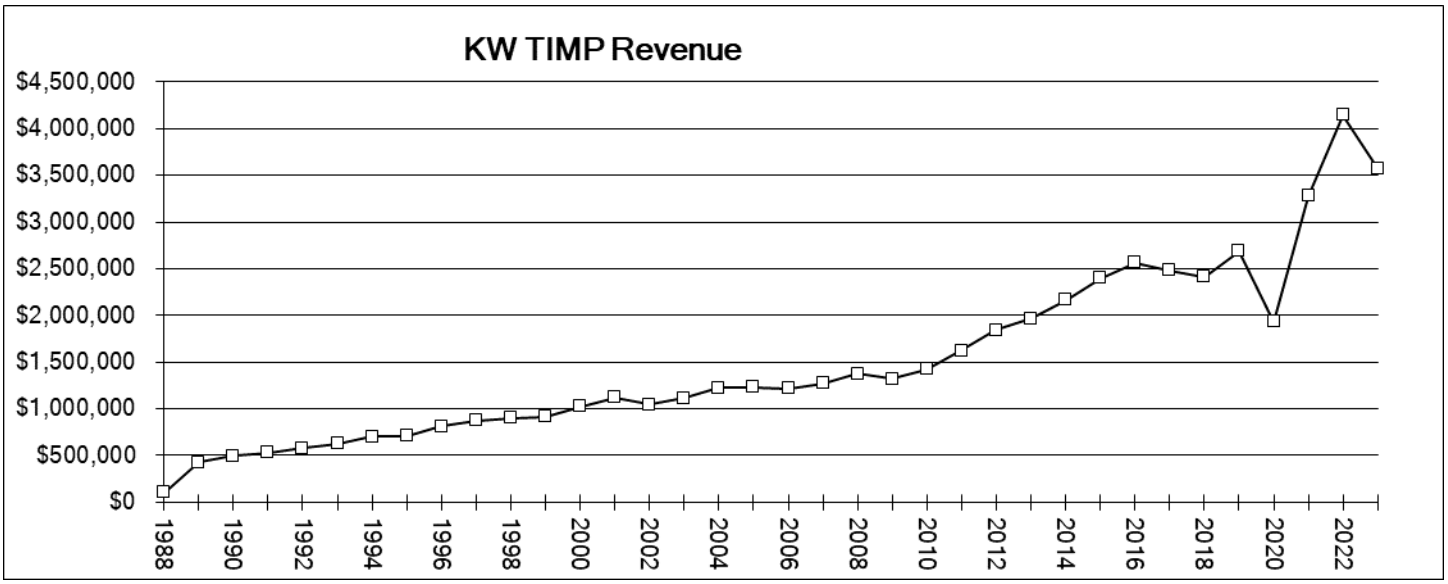

The Florida Keys

Tourist Impact Tax

Within the unincorporated County and Cities, excluding the City of Key West, the Tourist Impact Tax revenue collected from lodging establishments is dedicated to be spent in these areas. This chart demonstrates the revenue since the creation of the Land Authority. Florida Keys TIMP saw the same dip as Key West.

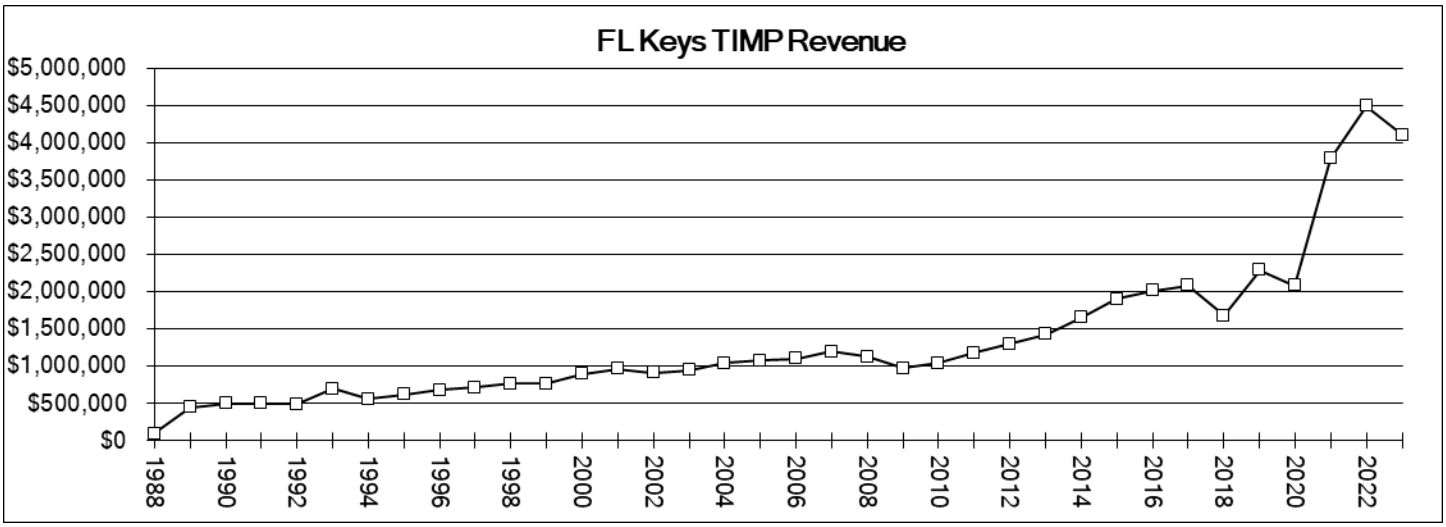

Park Surcharge

The State parks located within unincorporated Monroe County send the park surcharge revenue to the Land Authority. The State parks located within a municipality send the park surcharge revenue directly to that municipality and therefore, these funds are not available for the Land Authority programs.

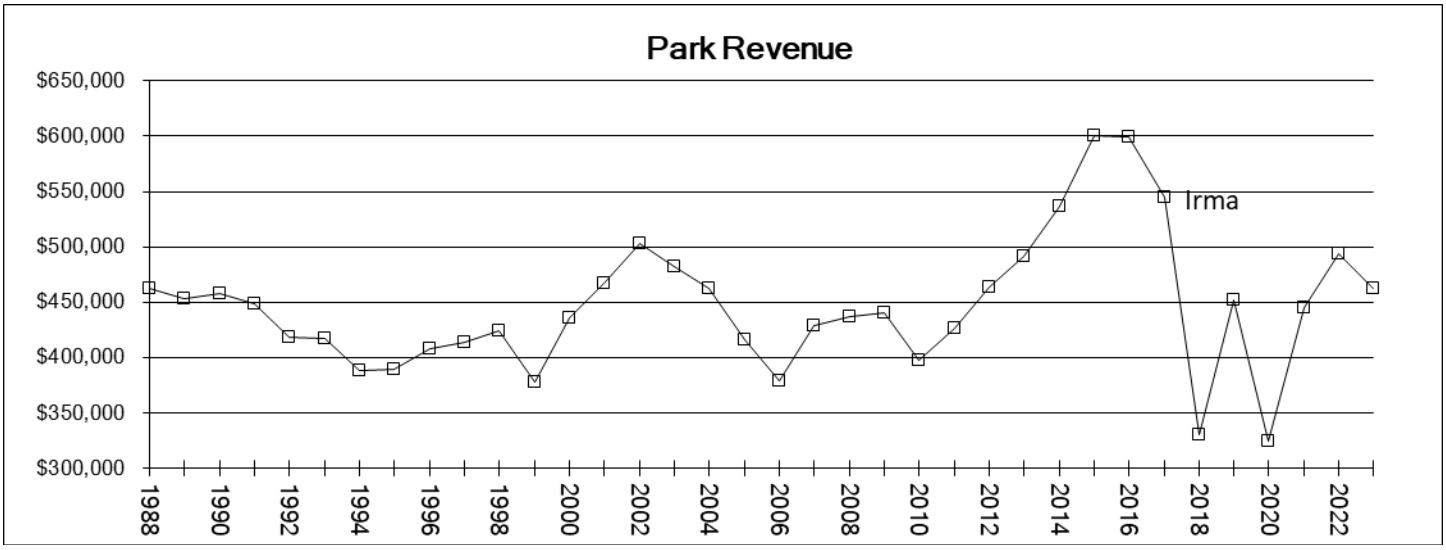

State of Florida Department of Environmental Protection (DEP)

Stewardship Act

The 2016 Stewardship Act documented the State and County partnership and outlined the urgency in purchasing land in the Florida Keys to retire development rights, as well as protect the natural environment. The goal within the Act is for the State to spend $5 million per year on land acquisition in the Florida Forever Boundary. The table below demonstrates the annual expenditures by DEP, since passage of the Florida Keys Stewardship Bill:

STATE FISCAL YEAR	STATE PURCHASES FROM PRIVATE SELLERS*	STATE PURCHASES OF PRE-ACQUIRED LAND FROM MCLA*	TOTAL STATE PURCHASES*
2017	$0	$0	$0
2018	$709,246	$0	$709,246
2019	$2,037,381	$0	$2,037,381
2020	$1,177,841	$0	$1,177,841
2021	$695,492	$0	$695,492
2022	$89,732	$607,323	$697,055
2023	$210,828	$2,924,856	$3,135,684
2024 YTD	$0	$1,604,583	$1,604,583
TOTAL	$4,920,520	$5,136,763	$10,057,282

*Includes soft costs such as Appraisals, surveying, etc.

The real estate market in the Keys has been rapidly increasing since adoption of the Act. DEP has found it difficult to purchase land quickly and to meet the sales price expectations of sellers. Decades ago, DEP would allow the Land Authority to pre-acquire land and then purchase the land from the Land Authority at the price they can using their appraisal standards. During 2022, Land Authority staff worked with DEP to renew this model and during 2023 this effort increased.

As of May 8, 2024, the Land Authority resold $5,136,763 of land to the State of Florida, since 2016, with DEP spending a total of $10,057,282. This is expected to increase for 2024 with the addition of another buyer (consultant) on the Land Authority staff.

Current Issues

The most important activity the Land Authority performs is the purchase of land for environmental protection and retirement of development rights. The following table, prepared by the State Commerce show the results of the recent Department of Economic Opportunity Hurricane Evacation Model Clearance Times scenarios in Summary form. The next two tables, prepared by the Monroe County Planning Department, show those lots within the cities of Key West, Marathon, Layton, Key Colony Beach, and Islamorada. The third table shows those privately owned vacant lots within unincorporated Monroe by Tier designation. The MCLA will be reviewing that data and will begin prioritizing purchases, first of those in the Florida Forever boundary, since the State of Florida is willing to purchase those lots after pre-acquisition from the MCLA.

The BOCC will be working with DEO during 2024 to determine the appropriate number of ROGO allocations to be issued by the State of Florida, since DEO ran a new Hurricane Evacuation Model and created scenarios of possible ROGO allocation issuance options.

Clearance Times Summary

Deliverable 5: Baseline Modeling			Phases	Florida Keys Including Key West		Florida Keys Excluding Key West	
				Mobile Homes in Phase 2 (hours)	Mobile Homes in Phase 1 (hours)	Mobile Homes in Phase 2 (hours)	Mobile Homes in Phase 1 (hours)
Baseline Modeling		Shows baseline - does not include additional prospective allocations	Phase 2	26.0	24.0	15.5	15.5
			Phase 1	15.5	15.5	15.0	15.0
Deliverable 6: Prospective Modeling for Future Allocations							
S1	3,550 Allocations	Distribute based on county/municipality population size	Phase 2	27.5	25.5	15.5	15.5
			Phase 1	15.5	15.5	15.0	15.0
S2	3,550 Allocations	Distribute based percentage of vacant lands per county/municipality	Phase 2	28.0	26.0	15.5	15.5
			Phase 1	15.5	15.5	15.0	15.0
S3	3,550 Allocations	Distribute based on current allocations: (1,970-Monroe, 300-Marathon, 280-Islamorada, 910-Key West, 30-Layton, 60-Key Colony Beach)	Phase 2	28.0	26.0	15.5	15.5
			Phase 1	15.5	15.5	15.0	15.0
S4	Minimal Allocations (11 allocations/yr)	Distributes Monroe County (5); Marathon (2); Islamorada (2); Key West (2 – affordable only)	Phase 2 (10 Years Growth)	26.5	24.0	15.5	15.5
			Phase 2B (20 Years Growth)	26.5	24.0	15.5	15.5
			Phase 1	15.5	15.5	15.0	15.0
S5	One Unit/Vacant Lot	Distributes 7,954 units	Phase 2	31.0	28.5	17.0	16.5
			Phase 1	15.5	15.5	15.0	15.0

2020 Census: Hurricane Evacuation Modeling Update

FL Commerce's reference to 7,954 units was based on the number of privately-owned vacant parcels within the Florida Keys (unincorporated MC, Islamorada, Layton, Key Colony Beach, Marathon, Key West).

Further analysis indicates that a significant portion of those parcels may be already restricted by protected habitat and/or existing zoning density standards.

Key West	84
Unincorporated Monroe County	6,086
Marathon	764
Islamorada	971
Key Colony Beach	39
Layton	10
	7,954



Key West	n/a – already reserved
Unincorporated Monroe County	2,220
Marathon	556
Islamorada	221
Key Colony Beach	n/a
Layton	n/a – already reserved
	2,997

4/17/2024 April 17, 2024, BOCC - Item J3 3

Monroe County (unincorporated) Private Vacant Land
Data Sent to DEO for Hurricane Modeling Oct 2023:

Tier	
I	3023
II	223
III	2551
III-A	122
Military	3
No Tier	164
Total	**6,086**

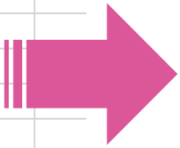

Monroe County (unincorporated) Private Vacant Land
*Removed Submerged, Mangrove, and Protected Wetlands
*Removed Parcels with less than 1 unit of density per Zoning/FLUM

Not limited by habitat/Policy 102 AND has 1 or more density rights	
Tier 1	398
Tier II	165
Tier III	1553
Tier III-A	96
No Tier	8
military	0
TOTAL	**2220**

Fortunately, revenues have been up since COVID ended, which has given the Land Authority the ability to purchase more land than usual, and the flexibility to leverage DEP funds through resales.

ROGO Reserves

In accordance with Policy 101.7.2 of the County Comprehensive Plan, funding is reserved for the administrative relief provisions of the rate of growth ordinance (ROGO). Although this policy recommends an annual set aside of 35% of the Florida Keys ACSC acquisition revenue, there have been very few expenditures from this reserve over the last five years. For this reason, the ROGO Reserve that would result from a 35% set aside has been reduced to the current year level of $3,293,248 and the difference has been allocated for general use in the Florida Keys ACSC.

The budget also includes general reserves of $500,000 for contingency and $500,000 for end of year cash. All funding not otherwise committed is budgeted in the general appropriation for property in the Florida Keys ACSC.

With respect to administrative expenses, the implementation of merit or COLA salary increases, if any, will be limited to the amount and policy the Board approves for all County employees.

The property acquisition policies established by the budget are very general in nature. The Land Authority's annual Acquisition List and the Board's approval of purchase contracts provide more detailed direction about the specific properties to be acquired.

MONROE COUNTY LAND AUTHORITY
FY 2025 BUDGET

	Proposed Budget FY 2025	Increase/ (Decrease)	% Change	**Amended Budget FY 2024**	Amended Budget FY 2023	Actual FY 2023
Revenues:						
Intergovernmental						
Tourist Impact Tax - Restricted - Key West	3,512,450	550,295	18.6%	2,962,155	2,634,201	3,398,447
Tourist Impact Tax - Restricted - FL Keys	4,068,733	788,305	24.0%	3,280,428	2,718,805	3,902,168
Park Surcharge - Restricted	439,623	60,786	16.0%	378,837	407,290	462,177
Tourist Impact Tax & Park Surcharge Administration	447,857	77,207	20.8%	370,650	308,379	430,461
Fund Balance Forward						
Tourist Impact Tax - Restricted - Key West	15,361,697	2,473,794	19.2%	12,887,903	11,238,729	10,156,033
Tourist Impact Tax - Restricted - FL Keys	0	0	n/a	0	2,902,414	2,293,931
Park Surcharge - Restricted	0	0	n/a	0	0	0
Assigned and Unassigned	15,905,878	3,234,595	25.5%	12,671,283	8,903,722	9,521,418
Miscellaneous						
Interest Income	500,000	250,000	100.0%	250,000	25,000	1,087,455
BOCC Reimbursement for MCLA Employee	195,688	67,419	52.6%	128,270		
Sale of Land	4,481,000	0	0.0%	4,481,000	4,481,000	5,071,658
Donation	0	0	n/a	0	0	4,490,558
Tax Collector Excess Fees	0	0	n/a	0	0	248,026
Mortgage Receivable	0	0	n/a	0	0	7,419,025
Less 5%	(2,245,646)			(1,870,526)	(1,680,977)	
Total Revenues	42,667,281	7,127,281	20.1%	35,540,000	31,938,563	46,057,290
Appropriations:						
Salaries and Benefits	1,196,500	200,000	20.1%	996,500	807,100	740,900
General Operating Expenses	321,000	13,000	4.2%	308,000	221,100	156,199
Special Operating Expenses:						
Operating FL Keys ACSC - Forgivable Mortgages	0	0	n/a	0	0	0
Operating FL Keys ACSC - Construction Funding	2,240,000	2,240,000	n/a	0	1,353,989	0
Operating Key West ACSC - Forgivable Mortgages	0	0	n/a	0	0	0
Operating Key West ACSC - Construction Funding	17,728,500	17,728,500	n/a	0	0	0
Capital Outlay						
Office Equipment	10,000	0	0.0%	10,000	10,000	0
FL Keys Area of Critical State Concern	15,732,386	1,650,192	11.7%	14,082,194	11,380,196	6,262,235
ROGO Reserve	3,293,248	0	0.0%	3,293,248	3,293,248	0
Key West Area of Critical State Concern	1,145,647	(14,704,411)	-92.8%	15,850,058	13,872,930	0
Reserves						
Contingency	500,000	0	0.0%	500,000	500,000	0
End of Year Cash	500,000	0	0.0%	500,000	500,000	0
Total Appropriations	42,667,281	7,127,281	20.1%	35,540,000	31,938,563	7,159,335

COUNTY of MONROE
The Florida Keys

BOARD OF COUNTY COMMISSIONERS
Mayor Holly Merrill Raschein, District 5
Mayor Pro Tem James K. Scholl, District 3
Craig Cates, District 1
Michelle Lincoln, District 2
David Rice, District 4

Budget Meeting Meeting
July 16, 2024
Agenda Item Number: F1
2023-2724

BULK ITEM: No

DEPARTMENT: Budget and Finance

TIME APPROXIMATE:

STAFF CONTACT: John Quinn

AGENDA ITEM WORDING: Transmittal of the County Administrator's Fiscal Year 2025 Recommended Budget.

ITEM BACKGROUND:

PREVIOUS RELEVANT BOCC ACTION:

INSURANCE REQUIRED:
No

CONTRACT/AGREEMENT CHANGES:

STAFF RECOMMENDATION:

DOCUMENTATION:

FY2025_-_Proposed_Annual_Operating___Capital_Budget_Book REV.pdf
FY2025 - Constitutional Officers Proposed Book.pdf
FY2025 - HSO Budget Presentation.pdf
FY2025 - Budgetary Funds Worksheets.pdf
FY2025 - Millage Information.pdf

FINANCIAL IMPACT:

FISCAL YEAR

2025





PROPOSED ANNUAL OPERATING & CAPITAL BUDGET









MONROE COUNTY, FLORIDA

BOARD OF COUNTY COMMISSIONERS





Monroe County
Florida



Fiscal Year 2025
Proposed Annual Operating &
Capital Budget

Board of County Commissioners

Monroe County
Board of County Commissioners

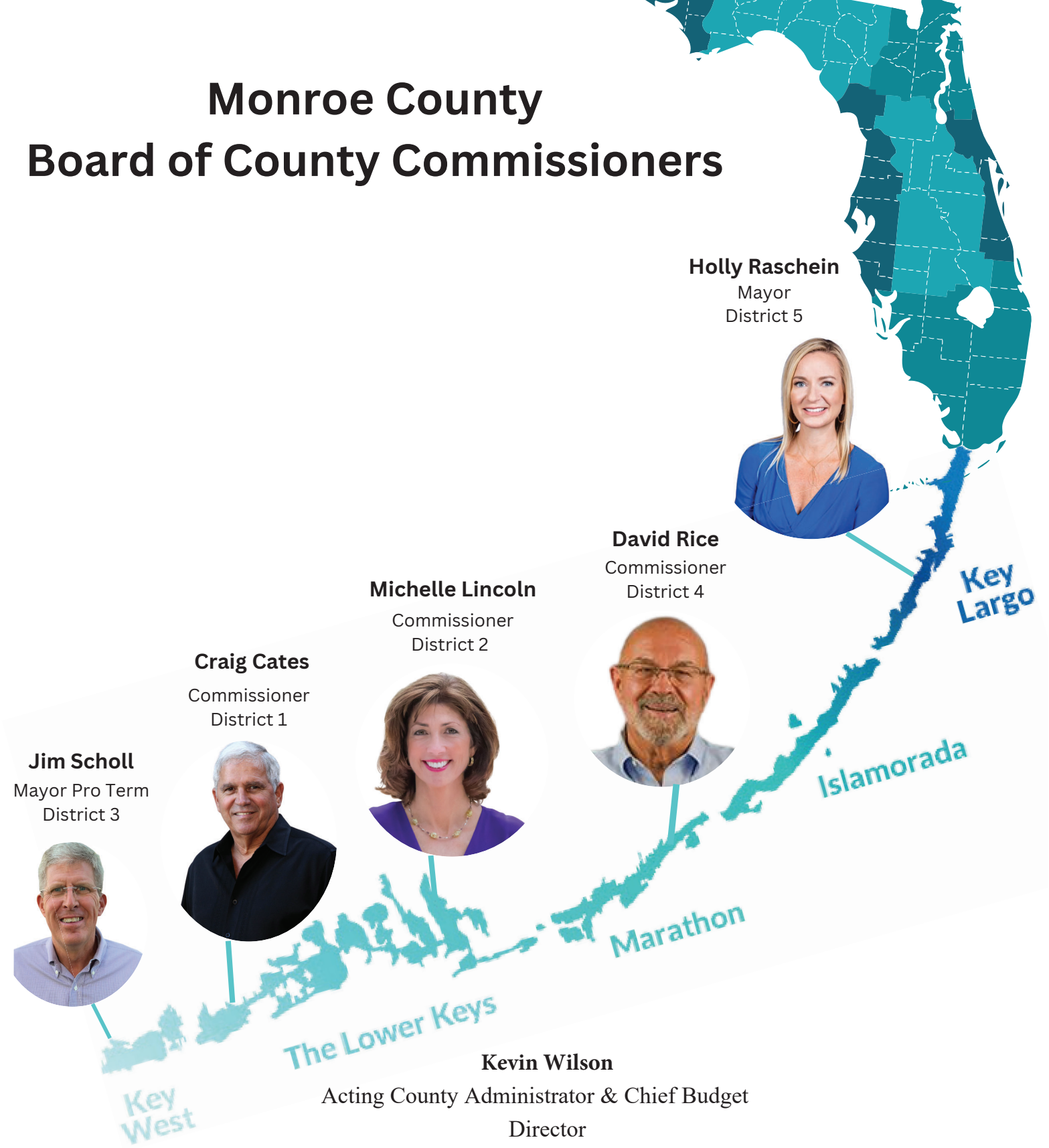

Holly Raschein
Mayor
District 5

David Rice
Commissioner
District 4

Michelle Lincoln
Commissioner
District 2

Craig Cates
Commissioner
District 1

Jim Scholl
Mayor Pro Term
District 3

Kevin Wilson
Acting County Administrator & Chief Budget Director

Tina Boan
Sr. Director of Budget & Finance

John Quinn
Budget Administrator

Arlene Martinez
Angelica Malcosky
Budget Analyst

Table of Contents

Transmittal Letter ..... **i**

Executive Summary
- Introduction to County Budgeting **1**
- Fiscal Year 2025 Adopted Timetable **8**
- Distinguished Budget Award **9**
- Goals and Policies **10**
- Financial Policies **16**
- Fund Structure **21**
- Fund Descriptions **23**
- Fund Summary **25**
- Revenue Sources and Trends **37**
- Projected Changes in Fund Balances **45**
- Ad Valorem Millage Summary **47**

Organization Chart/Positions
- Proposed Organizational Chart **48**
- Authorized Position Summary **49**
- Full Time Equivalent Changes **53**
- Position Summary Graph **54**

Budgetary Cost Summary
- Revenue Summary **55**
- Fiscal Plan **57**
- Fiscal Plan by Department **62**
- Expenditure Summary Pie Chart **66**
- Department Summary **67**

BOCC Organization Chart **71**
- BOCC Administrative **75**
  - Housing Assistance **76**
  - Other Non-profit funding (Not HSAB) **77**
  - Human Service Advisory Board Funding **78**
  - BOCC Miscellaneous **80**
  - Reserves **82**
  - Budgeted Transfers **83**
  - 2003 Revenue Bonds **85**
  - Quasi-External Services **86**

County Administrator Organization Chart **90**
- County Administrator **91**
  - Guardian Ad Litem **99**
  - County Administrator **100**
  - Office of Sustainability **101**
  - Office of Legislative Affairs **103**
  - Office of Strategic Planning **104**
  - Office of Transit **105**
  - Public Information Officer **106**
  - Extension Services **107**

Emergency Management Organization Chart **111**
- Emergency Management **112**

Employee Services Organization Chart **115**
- Employee Services **116**
  - Employee Services – Loss Control **119**
  - Employee Services – Personnel **120**
  - Employee Services – Worker's Compensation **121**
  - Employee Services – Group Insurance **122**

Table of Contents

Veterans Affairs Organization Chart **127**
Veterans Affairs **128**
Veterans Affairs **130**

Airport Services Organization Chart **134**
Airport Services **135**
Key West Airport **137**
Marathon Airport **139**
PFC **140**

Emergency Services Organization Chart **145**
Emergency Services **146**
Emergency Medical Air Transport **149**
Fire & Rescue Central **150**
Fire & Rescue Coordinator/Fire Academy **151**
Fire Marshal **152**
LOSAP **153**
Impact Fees Fire & EMS **154**
Fire & Rescue Key West Airport **155**

Budget & Finance Organization Chart **159**
Budget & Finance **160**
Office of Management & Budget **163**
Grants Management **164**
Purchasing **165**

Information Technology Organization Chart **169**
Information Technology **170**
Information Technology **172**

County Attorney Organization Chart **176**
County Attorney **177**
County Attorney/Risk Management **179**
County Attorney **180**

Social Services Organization Chart **185**
Social Services **186**
Welfare Services **189**
Social Services Transportation **190**
Bayshore Manor **191**

Library Services Organization Chart **195**
Library Services **196**
Libraries **201**

Building Department Organization Chart **205**
Building Department **206**
Building Department **208**
Building Refunds **210**

Planning & Environmental Resources Organization Chart **214**
Planning & Environmental Resources **215**
Planning Department **219**
Planning Commission **220**
Environmental Resources **221**
Marine Resources **222**
Planning Refunds **223**

Table of Contents

Code Compliance Organization Chart **227**
Code Compliance **228**
Code Compliance **230**

Project Management Organization Chart **234**
Project Management **235**
Public Works Management **238**
Animal Shelters **239**
Physical Environment Projects **240**
General Gov Cap Projects **241**
Parks & Recreation Capital Projects **242**
Economic Environment Capital Projects **243**
Public Safety Capital Projects **244**
Other Capital Projects **245**
Impact Fees Parks & Recreation **246**
Wastewater MSTUs **247**
Wastewater MSTU Capital **248**

Facilities Organization Chart **252**
Facilities **253**
Facilities Maintenance **255**

Engineering Services/Roads Organization Chart **260**
Engineering Services/Roads **261**
County Engineering Capital **263**
County Engineering General **264**
Road Department **265**
Card Sound Road **266**
Transportation Capital Projects **267**
Impact Fees Roadways **268**

Solid Waste Organization Chart **272**
Solid Waste **273**
Impact Fees Solid Waste **275**
Solid Waste **276**

Fleet Management Organization Chart **280**
Fleet Management **281**
Fleet Management **284**

Corrections Facilities Organization Chart **288**
Corrections Facilities **289**
Corrections Facilities **291**

Medical Examiner Organization Chart **296**
Medical Examiner **297**

Parks & Recreation Organization Chart **302**
Parks & Recreation **303**
Parks & Recreation **304**

Tourist Development Council Memo **306**
Organization Chart **319**
Tourist Development Council **320**
TDC District 4 Third Cent **321**
TDC District 5 Third Cent **322**
TDC Two Penny Events **323**
TDC Special Projects **324**
TDC Two Penny Generic **325**

Table of Contents

TDC District 1 Third Penny 326
TDC District 2 Third Cent 327
TDC District 3 Third Cent 328

Debt Service 330
Debt Service Summary by Type 332
Debt Service Schedule 333

Capital Projects 337
Capital Projects Overview 338
CIP Summary Schedule by Category 339
Roads and Bridges 340
Impact Fees Roadways 341
Impact Fees Parks and Recreation 342
Impact Fees Solid Waste 343
Impact Fees – Fire & EMS 344
One Cent Sales Tax Infrastructure 345
Land Acquisition 375

Glossary 378
List of Acronyms 383

COUNTY of MONROE
KEY WEST FLORIDA 33040
(305) 294-4641





BOARD OF COUNTY COMMISSIONERS
Mayor Holly Merrill Raschein, District 5
Mayor Pro Tem Jim Scholl, District 3
Craig Cates, District 1
Michelle Lincoln, District 2
David Rice, District 4

Kevin Wilson
Acting County Administrator

July 16, 2024

Honorable Mayor and County Commissioners,

I am presenting the proposed Operating and Capital Budget for Fiscal Year 2025 for your consideration. This budget provides detailed information on the revenues and expenditures for both the Board of County Commissioners and the County's Constitutional Officers.

The Proposed Budget aligns with the policies and priorities established by the Board of County Commissioners. It represents the outcome of extensive departmental discussions, consistently guided by feedback from the Board. Throughout the summer, this document will be the basis for ongoing reviews and discussions, culminating in the Commission's adoption of the FY 2025 Budget on September 11, 2024.

Monroe County remains financially stable and strong due to sound fiscal management, steady leadership and skilled employees, record-high property values, stable sales tax revenues, fully funded reserves, active tourism, and low unemployment.

In response to the Commission's directive for prudent spending, the proposed budget maintains low property taxes by modestly reducing the county-wide millage rate.

Like many local governments, we continue to grapple with inflation and rising costs, and the proposed budget reflects this reality. Although last year's inflation rates have moderated, higher operational costs are now the norm. Just as our constituents feel the pinch at the grocery store, it's also more expensive to maintain county facilities, upgrade parks, and build higher roads.

To help offset higher operational costs, the budget holds most departmental budgets flat, recommends eliminating 12 vacant positions, and supports many of its projects with non-local funds.

Property insurance costs continue to rise significantly for both our constituents and county facilities, and like inflation impacts, remain beyond our control.

For local taxpayers, the most relevant part of the budget is the Operating Budget, because that is the part of the budget funded in part with property tax. The operational costs for the Board increased 4.8%. The operating budget funds the operating costs of the Board and the Constitutional officers like utilities, insurance, equipment, supplies, higher mandated county cost shares for programs like Medicaid and mental health, automatic CPI increases on vendor contracts and higher solid waste costs. Part of the operating cost increase is increased personnel costs, reflecting a COLA/merit increase, and the salaries of 24 firefighters, who were previously funded with a 3-year federal SAFER grant, that has come to an end.

This budget also includes funding for the budgets of the Constitutional Offices: Sheriff, Clerk of the Courts, Property Appraiser, Supervisor of Elections, Tax Collector, State Attorney, Public Defender and Court Administration. These offices are also experiencing higher operating costs.

The Capital Budget reflects the Board's commitment to public safety, economic development and future resilience – the core functions of government. Most of the increase to the overall size of the budget is driven by the growth in the Capital Budget, which pays for the County's numerous capital and infrastructure projects, and which are funded with infrastructure sales tax revenue and state and federal grants, not property taxes. A

closer look will also reflect that the costs of major projects are offset, partially and sometimes entirely, by hundreds of millions of dollars in grant funds, secured by staff.

Greater detail on the Capital budget and grant funds secured are provided in following sections.

The TDC budget has also grown significantly over the past several years, though is a bit smaller this year thanks to the spending down of reserves that built up over the past 3 years. Again, the size of the TDC budget is driven by the generation of sales tax from robust tourism activity and has no connection to property taxes.

Ensuring public safety remains our foremost responsibility as a local government, and we are dedicated to enhancing our capacity to safeguard our residents and visitors. The proposed budget reflects the following:

- Major investment in Monroe's Trauma Star Program, acquiring 3 new air ambulance helicopters (funded entirely with infrastructure sales tax revenue).
- Expansion of fire rescue infrastructure with funding for construction of the new Sugarloaf fire station, purchase of new fire truck, ambulance and enhancement of marine rescue capabilities with the acquisition of new fire/emergency vessels (all funded with infrastructure sales tax revenue and legislative appropriation.)
- Increased number of professionally trained fire rescue personnel with funding for 24 firefighters, previously supported by a federal SAFER grant.

Emergency preparedness and recovery are also critical public safety functions. This year, we completed construction of the new state-of-the-art Monroe County Emergency Operations Center, which will be operational for the current hurricane season. The new EOC co-locates Monroe County Emergency Management, Monroe County Fire Rescue and the Sheriff's Office Dispatch Center, enhancing public safety coordination and cost-efficiency. This $37.5M project was funded entirely with state and federal grant funds.

Related to public safety is our ability to withstand risk as a community. Given our unique geography and location, Monroe County is especially vulnerable to weather-related risk. Enhancing the resilience of our roads, facilities and overall community will safeguard homes and property values, protect public facilities, mitigate risk, and stabilize insurance premiums.

To this end we continue to press forward with the County's Road Resilience Plan, funding a slate of resilient road infrastructure projects, despite the challenges posed by their high costs, thanks to the effort of staff to secure approximately $250M in state and federal grant funds. The County now has seven community road elevation projects entirely or partially funded, and in August we will commence construction of the County's first road elevation "pilot" project, for the Twin Lakes community.

Progress continues on the brand-new Key West Airport Concourse A and Terminal Improvements program. Concourse A is expected to be complete in the first quarter of 2025 while the overall program is expected to be complete by the summer of 2026. The overall airport-wide program comes at a cost of $118 million and includes major work on existing facilities, aircraft parking areas, and taxiways. The project is funded entirely with grants from the Federal Aviation Administration, the Florida Department of Transportation, passenger facility charges, and federal infrastructure money.

This year we are initiating a new artificial reef program aimed at benefiting both the economy and the environment, at no cost to local taxpayers. The canal restoration program continues to design, engineer and construct projects to improve the quality of our nearshore waters and marine habitats, supported entirely with non-local Stewardship and Restore Act funds. The County's vessel pump-out program is fully funded with state appropriation. Progress continues with the County's two new mooring fields to enhance the safety and quality of our nearshore waters, with the engineering and design costs paid for with an additional legislative appropriation.

I believe this budget's commitment to low property taxes, significant investments in public safety and infrastructure, and support for community services reflects a balanced approach to fostering growth and resilience in Monroe County.

Details of the overall proposed FY 2025 budget, and the County's investments, capital projects, new initiatives, and expanded services are discussed below.

PROPOSED FY 2025 BUDGET HIGHLIGHTS

❖ **The FY 2025 Proposed Budget** totals $715.7M. The total proposed budget increases by $48.4 million or 7.3% above the FY2024 adopted budget. This increase is explained by significant growth in the capital plan driven by major investments like the new airport terminal and air ambulances purchase, a large TDC budget driven by tourism-generated revenues, and a modest increase to the operating budget. The Proposed budget is comprised of the following components:

- **Operating Budget**:
  - Totals $352.2M, and includes $229M for the Board of County Commissioners Operating budget and $123M for Constitutional Officers general operations.
  - The increase over last year for BOCC operation costs is 4.8%, or $10.4M.
  - The increase over last year for the general operations of the Constitutional officers is $5.46M, with a similar 4.8% increase in the Sheriff's budget.
  - An additional $1M for the Law Enforcement Trust Fund, generated by forfeitures, will be made available for use by the Sheriff's office for general operations.
  - The Operating Budget is the only part of the budget that is supported with property tax.
  - The total increase of $16.8M over last year for operations is driven by higher operational costs. (The increase in the property tax levy totals $14.8M, so a portion of the increase is funded with non-ad valorem sources.)

    Higher and additional operating costs include:
    - Facilities costs: utilities, insurance, equipment, supplies, materials
    - Higher mandated county cost shares for programs like Medicaid and mental health
    - EOC rent payments
    - Automatic CPI increases on vendor contracts (eg, animal shelter management)
    - Higher solid waste costs
    - Increased personnel costs, reflecting COLA/merit increase
    - Salaries of 24 firefighters, who were funded previously with a 3-year federal SAFER grant
    - Forfeiture funds for Sheriff's operations.

- **Capital Budget**
  - The proposed Capital Budget for FY 2025 is $173 million, a $42M or 31% increase from last year. This fund is supported primarily with infrastructure sales tax revenue. No ad valorem.
  - Capital projects are funded with infrastructure sales tax, augmented with grants. Roads and bridge projects also use fuel tax revenue. No property tax revenue is used for capital projects.
  - This year's increase in the Capital Budget is primarily due to expenses related to two major projects: the Key West International Airport Concourse A project ($11M in this year's budget) and the purchase of three new Trauma Star helicopters ($25M in this year's budget). After these projects are completed, there will be a significant reduction in the capital budget next year.
  - The costs of major projects are offset, partially and sometimes entirely, by hundreds of millions of dollars in grant funds, secured by staff. Sixteen (16) capital projects in this year's plan are funded wholly or partly with non-local funding. For these projects totaling $110M, staff secured $66M in grant funding.
  - All five bridge replacement projects currently underway are funded with state transportation grants, infrastructure sales tax and gas tax. No ad valorem.
  - The Project Development and Environment (PD&E) phase of the Card Sound Bridge Replacement project is fully funded with federal appropriation and Fund 401. No ad valorem.
  - Road resilience/elevation projects to be funded in whole or part with state and federal grants: Resilient Florida Grants: $50M, CDBG grant: $10M, HMGP grant Phase I: $10M, HMGP grant Phase II: $168M.

- Dozens of projects worth tens of millions of dollars are not included in the capital budget because they are wholly funded with non-local monies (no ad valorem or infrastructure sales tax):
  - Canal restoration projects completed with Stewardship and Restore Act funding.
  - Community resilience projects (non-road elevation like new jetties) funded with RF and DEP grants.
  - Facilities and Parks upgrades funded wholly with ARPA funding and TDC grants, and partially with HMGP grant.
  - New artificial reef program, vessel pump out program and mooring fields engineering are all funded with state legislative appropriations.
  - The recently completed Emergency Operation Center costing $37M.

- **Tourist Development Council (TDC) budget** is $116.3M. This is 7.4% lower than last year, though still higher than in recent years. The size of this budget is driven by the tourist development and impact taxes generated from tourism. It is not supported with property tax.
  - This year's TDC budget reduction is due to spending down of surplus reserves built up from the strong tourism of the COVID years. It fully funds all marketing and operations and a robust $12M reserve.
  - The budget also includes $35M for which we recently secured state authorization to use for new affordable housing development for tourism workers.
- **Transfers, reserves, and cash balance** of $74M. This represents budget transfers, cash balances and reserves necessary for the daily operations of the County.

❖ **Millage**: The proposed budget supports an aggregate millage rate of 3.3814. This is .7% below the 3.4049 millage rate adopted for 2024. The county-wide millage rate is 2.6929, lowered 1.0% from 2.7191 to in the current year. Monroe's millage is always among the lowest in the State.

❖ **Property values**: This year's taxable property value total is $46.2B, as certified by the Property Appraiser, an increase of 10.6% over last year, yet another year of historically high total value.

❖ **Ad Valorem**: The proposed millage generates an ad valorem budget of $156.1M (an increase of $14.8M). Over $110M, 71%, of this budget is for public safety functions. Additionally funded from the ad valorem budget: parks and beaches ($3.4M), Human Services Advisory Board non-profit support ($2.2M), and funding for the offices and operations of the constitutional officers. The ad valorem budget also includes $7M that the County collects on behalf of Middle Keys Hospital and the Monroe County Health Department, and the Tax Increment Financing Districts of City of Key West.

❖ **Local revenues**: The State-shared half-cent sales tax and the tourist impact tax are crucial revenue sources for the County's operating expenses. When planning the budget for the upcoming year, we closely analyze the current activity and trends of these revenues. Year-to-date monthly revenues for both sources indicate a leveling off compared to last year's figures, with some months showing slight declines. The capital plan is supported with revenue generated from the one-cent infrastructure surtax. The trend for this revenue tracks that for the half-cent and tourist impact taxes. (Greater detail on the trend of these funds in the Revenues section.) Consequently, the proposed budget adopts a conservative approach, anticipating a slight reduction in revenue from these sources compared to the current year. This conservative budgeting helps protect against unexpected budget impacts and mid-year operational or service disruptions.

❖ **State revenue estimates**: The State does not release its annual FY 2025 revenue estimates until late July. These estimates are important as they give us a picture of the statewide economic condition. We also use these as a guideline for our local revenue estimates. If there are any significant differences between the State's estimate and our own local estimates, we will have to make the appropriate adjustments.

❖ **Expenditures:** The proposed budget's increase reflects capital investments, increases to services and programming costs (CPI increases to vendor contracts, animal shelters, mental health county cost share, Medicaid county cost share, EOC rent), a variety of facility maintenance costs like utilities, fuel, supplies and materials costs, and increased personnel costs including COLAs for staff and small merit-based

increases for BOCC and Constitutional staff, state-mandated increases in retirement rates and group insurance.

- **Fund Balance**: The County's budget is developed to maintain the Board's minimum fund balance requirements. Adequate fund balances and robust emergency reserves are essential for handling unexpected economic challenges and ensuring fiscal stability. The Board's policy mandates a minimum fund balance of 3 months for each fund, except for the general fund, which requires a minimum of 4 months (and a maximum of 6 months), plus an additional $10 million in emergency reserves. The proposed budget includes almost 5 months of operating reserves. These fund balances cover unforeseen or increased expenditures and/or revenue shortfalls, which is particularly important given the current economic uncertainty. We will closely monitor revenues and spending and adjust the budget mid-year if necessary.

- **Funding for Human Services Organizations**: The proposed budget includes $2,203,226 (maintains current year funding allotment, no change) in funding to the Human Service Advisory Board's 30 community-based organizations whose services to our families, children and vulnerable populations continue to be invaluable to Monroe County.

ECONOMIC ENVIRONMENT AND CHALLENGES

As of early July 2024, the national economy remains buoyed by a strong job market and stock market. Despite the high inflation and interest rates of the past two years, it remains resilient. The **Consumer Price Index** (CPI) is 3.3% for June, continuing a decline from a peak of 9% in June 2022. (The more localized CPI for South Florida is a bit higher than the national figure.) The Federal Reserve signaled a possible interest rate cut for the fourth quarter.

The national economy reflects a number of other **positive trends** including low unemployment, continued job growth, and increased GDP. However, **persistent high costs** for housing and groceries, along with high interest rates, continue to pose challenges. Consumer confidence dipped in June, but consumer spending on travel, entertainment, and other services increased, with U.S. airports reporting near-record traffic.

The State's economic outlook mirrors these positive indicators with record-breaking tourism numbers for 2023 and the first quarter of 2024 according to the Governor's office. However, high housing and property insurance costs remain concerns.

Monroe County's **local economic indicators** are also strong. Property values have risen significantly, reaching another annual record high. The unemployment rate stands at 1.9%, and local airport passenger numbers are at record highs. Tourism, the county's primary industry, remains strong.

Tourism generates critical revenue for the County's budget, so understanding and predicting its activity levels are essential. However, accurately identifying trends in the local tourism sector is challenging due to the COVID-affected years of 2020-2022, which saw significantly reduced activity during the pandemic's closure and significantly boosted activity after reopening.

Overall, we believe Monroe's economy, like the State's, is now set to return to pre-pandemic growth rates over the next five years, after experiencing high economic growth in the past three years. Current sales tax revenues are signaling that the robust annual growth we experienced has leveled off. For the first half of 2024, monthly **sales tax revenues have softened** for the one-cent infrastructure tax, half-cent tax, and tourist tax compared to the previous year. However, when compared to 2019, the most recent non-COVID impacted year, the trendline from 2019 to current shows solid, steady annual growth.

Inflation and interest rates continue to pressure the County's budget, **increasing costs** across all areas of the budget: capital projects, facility operational costs, vendor contracts, personnel, equipment, supplies, and services. Though inflation has come down, the increased costs of the past two years have become the new normal.

Though Monroe County is home to only 83,000 people, it faces **outsized operational costs** due to its location and unique geography. Monroe County is a long chain of barrier islands, with the southernmost parts over 100 miles from mainland Florida. This drives up the costs of construction, supplies and personnel. The County's

governmental responsibilities extend from Ocean Reef to Key West, requiring the equitable provision of access, offices, operations, and services throughout this expanse. This includes government offices, departmental functions, programmatic services, parks, libraries, elections offices, clerk offices, County Commission meeting chambers, and courthouses in multiple locations throughout the Keys.

Adding to the costs of government, Monroe also plans for and provides services for a **"functional" population** far larger than its official census count of 82,874. Functional population is defined as the number of people occupying space in the community on a 24 hour per day, seven-day-a-week basis. So, in addition to our permanent and seasonal resident population, Monroe must account for the millions of visitors we host each per year, planning for and providing government functions like an international airport, public safety, fire protection, emergency medical, transportation, capacity of government facilities, managing environmental impacts, treatment of wastewater, etc.

The state's **property insurance market** remains a significant concern, particularly for wind and flood insurance. Recent federal agency actions and state legislative "reforms" have escalated costs rather than mitigating them. FEMA's Risk Rating 2.0 plan raises flood insurance costs for properties in coastal areas. Additionally, state legislators increased premiums for the state's affordable wind insurance program participants to make it less desirable and more competitive with higher-cost insurance private sector insurance. Significant annual increases to property insurance are also a "new normal" for Florida's private and public property owners.

We will continue to monitor indicators, trends and challenges in the national, state and local economies.

Overall, Monroe County's proposed budget for FY 2025 takes a cautious approach, preparing for potential revenue slowdowns and addressing the impacts of inflation and volatile insurance markets to position the county amidst economic uncertainties. There are also political uncertainties ahead with another divisive election season and the potential change in administration.

Change is in the air for Monroe County as well. We are at a critical juncture in planning for **Monroe's future growth and development**, with decisions that could have significant medium and long-term budgetary impacts. Prompted by the State's recent hurricane modeling report, the Board is engaging the community to gauge sentiments about future development and the allocation of new building permits. This discussion weighs the benefits of new affordable housing opportunities against challenges such as increased evacuation times and strain on public infrastructure. Implementing new changes in the Keys long-standing development regulatory environment will require Board direction and potential statutory changes.

INVESTMENT AND INITIATIVES

The Board continues to invest in new and upgraded infrastructure, as demonstrated by the following list of projects that range from public safety infrastructure to airports to bridge replacements to road elevation projects to canal restoration to park improvements to affordable housing to artificial reefs and mooring fields. Many of these projects are made possible through substantial funding secured from state and federal sources, including CDBG-Disaster Recovery, CDBG-Mitigation, HMGP, FAA, RESTORE Act, Army Corps of Engineers, SAFER grants, Resilient Florida grants, FDOT Airport, TAP and SCOP grants, TDC grants, ARPA funds, and legislative appropriations.

❖ Public Safety:

- **Air Ambulance Program:** The proposed 2025 budget includes payment for the acquisition of three new air ambulance helicopters for Monroe County's Trauma Star program. Trauma Star is a lifesaving air ambulance service that provides rapid transport for critically ill or injured residents and visitors to specialty care facilities on the mainland. In addition to transporting patients from local hospitals to hospitals outside of Monroe County, Trauma Star also transports patients directly from the field for five types of time-sensitive emergencies that cannot be treated in Monroe County. These emergencies include: Stroke, Trauma, Dive injuries requiring a hyperbaric chamber, STEMI (Cardiac), ACS (Acute Coronary Syndrome), including cardiac arrests resuscitated by ground rescue crews

Trauma Star uses large helicopters capable of transporting two patients at a speed of 175 mph. The service operates from two bases in Marathon and Key West, covering the entire island chain from the Dry Tortugas to Ocean Reef. Since its inception in 2001, Trauma Star has transported more than 10,000 patients to critical care facilities not available in the Keys. The program is jointly operated by Monroe County Fire Rescue and the Monroe County Sheriff's Office Aviation Division and is staffed with highly trained pilots, critical care flight nurses, and firefighter flight paramedics.

- **Additional Firefighters:** The County has committed to ensuring adequate numbers of professionally trained firefighters. With the funding from a SAFER grant for the past 3 years, the County hired and trained 24 additional front-line firefighters. The County's Fire Rescue Department helps us to meet the staffing, response and operational standards established by the National Fire Protection Association. This year, with the SAFER grant's expiration and the goal met, the costs for these 24 firefighters, $2.5M, is now reflected in the County's fire fund. The ability to have and assign adequate numbers of professionally trained firefighters, many with EMS paramedic training, to each of our fire stations significantly enhances the safety of our residents and tourists. It also protects residential and commercial property.

- **Fire Stations and Equipment:** The budget reflects construction costs of the new Sugarloaf Fire Station which will commence this year, and the purchase of new fire truck, ambulance and enhancement of marine rescue capabilities. Thanks to a legislative appropriation, the County will purchase 2 new fire rescue marine vessels.

- **Fire Marshal Program:** The Fire Marshal's office (Fund 148, $1M) plays a critical role in ensuring fire safety and prevention throughout the county with rigorous fire code enforcement, thorough investigations, comprehensive fire prevention education, and proactive safety initiatives.

  * It is important to note that enhanced investments in fire protection make us a safer community, but they also result in a **better ISO rating** which means lower property insurance costs for our property owners. Thanks to the Board's direction to systematically invest in and enhance fire protection infrastructure and services, the County's ISO rating decreased from 9 to 3. With further expansions funded in the proposed budget, we hope to lower our ISO rating to a 2.

- **Emergency Operation Center:** This new state of the art EOC, which will be operational for this hurricane season, will significantly enhance the County's ability to effectively manage and respond to emergencies, ensuring the safety and well-being of its residents and visitors. The EOC will serve as the central hub for coordinating emergency response efforts among various functions and agencies, including emergency management, fire rescue, law enforcement, emergency medical services, and public health. The EOC features robust infrastructure, advanced technology, and backup systems to ensure safe, efficient, and continuous operation during crises. This $37.25M capital project is funded with state and federal grants and appropriations. We are hosting the official ribbon cutting ceremony in August 2024.

❖ **County Facility Capital Projects:**

- Progress continues on the brand-new Key West (EYW) **Airport Concourse A and Terminal Improvements** program. The Concourse A roof and glass walls have been installed. Concourse A is expected to be complete in the first quarter of 2025 while the overall program is expected to be complete by the summer of 2026. The overall airport-wide program comes at a cost of $118 million and includes major work on existing facilities, aircraft parking areas, and taxiways. The ability to fund these larger projects is made possible by grants from the FAA, the Florida Department of Transportation, passenger facility charges, and federal infrastructure money. The new terminal will improve the airport's level of service. Construction of a modernized FBO Terminal also continues, while a two-lane road to access the general aviation hangars and FBO area was completed earlier this year providing better connectivity, fuel delivery, and reconfigured commercial transportation parking.

- The EYW **Commercial Apron** project is currently underway. In accordance with the Master Plan completed in 2019, the Commercial Apron layout was not designed to support the level and type of activity currently occurring and forecasted for EYW. When several aircraft land consecutively, aircraft

traffic backs up on Taxiway A while waiting to access a parking position. Additional aircraft parking is needed to reduce existing congestion, meet FAA standards, and improve safety conditions.

- The Marathon (MTH) Airport **Runway 7/25 Relocation** project is anticipated to begin in FY 2025. The project will increase safety by shifting the runway centerline 40 feet to the northwest to meet applicable runway-to-taxiway separation standards. The project includes construction of the runway shift, drainage improvements, sodding, airfield lighting and signage updates.
- The new **Public Defenders' Facility** was completed and occupied. The **Supervisor of Elections office** was moved to a renovated Bayshore Manor building on Stock Island.
- Design for a comprehensive program to **retrofit ten County facilities** with impact resistant window and doors and retrofit existing roofs in seven of those facilities, to reduce future damage from future storm events. Also design of a project to add generators to multiple County buildings was completed. Both projects are funded with Hazard Mitigation Grant program and are awaiting FEMA/FDEM reviews to release construction funding.
- Work continues on new facilities: The new generator building for the Stock Island jail has been designed and will go out to bid, **Rockland Key Public Works** building Phase 1, and design of new chiller building for the **Jackson Square Complex**.
- A number of **capital replacements** are underway: expansion of the Tax Collector and Property Appraiser facility at PK in the Ellis building and upgrades to Lester Building (in preparation for County attorney relocation).
- **Major upgrades to the County-wide HVAC control systems were started along with completing a backlog of Deferred Maintenance Projects:** With $14.4M in American Rescue Plan Act funding, the County was able address a backlog of deferred maintenance and improvements to our physical assets including a $2.7M in long-deferred upgrades to Monroe County's detention center. *It is important to note that these deferred maintenance expenses would typically otherwise be funded with ad valorem.*
- **Senior/Activity Centers**:
  - The **Big Pine Community Center.** The buildout was completed in 2023 and is operational as a congregate meal site and community activity center with expanding programs.
  - For the **Upper Keys Community Center** (Key Largo/Tavernier) was opened on the first floor of the Plantation Key courthouse. A partnership with the JOY Center was established to expand offerings.
  - Currently we are still working to identify a site in Key West for the **Lower Keys Senior Center**. Several potential sites have been evaluated for location, price and cost though none have met our needs and the search remains active.

❖ **Roads and Bridges Projects:**

- **Seaview Drive Bridge** replacement project (Duck Key) began in FY23 and is scheduled to be completed in January 2025. Funded with infrastructure and fuel tax revenue.
- **Harbor Drive Bridge** Replacement project (Duck Key) construction began in September 2023 and is scheduled to be substantially complete by March 28, 2025. Funded with infrastructure and fuel tax revenue.
- **Toms Harbor Channel Bridge** (US 1 to Duck Key) engineering design is complete; scheduled to be advertised for construction bids in later summer 2024. The County was awarded a Small County Outreach Program (SCOP) grant for $1.2M to fund 75% of construction phase (rest with infrastructure sales tax.)
- Design of **Tubbys Creek and Mosquito Creek Bridge** replacement projects (on Card Sound Rd) is underway and will be complete in late summer 2024. Construction of both projects is scheduled to begin in the fall 2024. Construction is funded 50% by FDOT FY 25 (rest with infrastructure sales tax.)
- PD&E phase of **Card Sound Bridge Replacement** project is scheduled to begin in November 2024. The project is funded with a $1.86M federal appropriation and $1.4 million infrastructure sales tax and

gas tax revenues. FDOT staff performs PD&E phase work and coordinates with County. PD&E phase completes alternatives analysis and all NEPA and pre-permitting requirements in preparation for engineering design phase. PD&E can take 2 to 3 years depending on environmental issues.

- The **Crane Boulevard Shared Use Path**'s state grant funded (Transportation Alternative Program "TAP") engineering, design and permitting has begun and will continue through FY 2024; construction is scheduled for FY 2028 and is partially funded with $1M TAP grant from FDOT.
- Engineering design and permitting contract for **Key Deer Boulevard** (North of Watson Boulevard) Road Rehabilitation Project awarded in July 2024. The road will be repaired/reconstructed/elevated where required based on SLR Vulnerability study from Watson Boulevard to north end. Design to be completed by March 2026. Construction will begin in FY 2026, partially funded by a $6.1M SCOP grant
- **Key Largo III** (Burton Drive and Harry Harris Park area) roadway and drainage improvement project will begin construction in July 2024. The project's construction and construction engineering and inspection (CEI) is partially funded (75%) with a $1.8M SCOP grant.
- **Ocean Bay Drive Embankment Repair project** engineering design, permitting and construction of repairs to approximately 500 ft. of embankment along Ocean Bay Drive in Key Largo adjacent to the marina where wave action has eroded the right of way. The project will stabilize and protect the edge of the right of way to prevent further erosion. Design will begin FY 2025.
- The County will continue with its **resurfacing and pavement rejuvenation work**; recently paved roads (Koehn Subdivision on Big Pine, roads on No Name Key and 1st and Bertha Streets in Key West) were treated with rejuvenator to prolong asphalt life and reduce long-term maintenance costs. Card Sound Road has been resurfaced. Burton Drive and other roads in Tavernier will be resurfaced this summer.
- This year we completed the update to the 2014 County **Bridge Assessment Report** to get new repair/replacement costs for county bridges, schedule for the work and prioritization in order to do capital planning and to be ready to apply for grant funding where possible.
- The County executed a contract with NOVOTX for a **GIS asset management** system and has begun implementation.
- In August 2024, in conjunction with the City of Key West and FKAA, the County will repair utility trenches and resurface **Eaton Street** from Simonton St. to White Street.
- The engineering design and construction of repairs to the **Caribbean Drive (Summerland) Bridge** will begin in FY 2026 thanks to a recently awarded SCOP grant that will partially fund the costs.

❖ **Road Resilience Projects:**

Monroe County's **Comprehensive Countywide Roads Elevation Plan** recommends an adaptation schedule to elevate half of the 311 miles of County roads to maintain access to homes through the year 2045. The Plan includes 83 comprehensive neighborhood areas anticipated to experience flooding when using the County-adopted NOAA intermediate-high seal level rise projections.

To date, Monroe has successfully secured **$50M** for road resilience projects from the State's Resilient Florida (RF) grant program (along with **$10M** from a federal CDBG-Mitigation grant, and $**5.4M** from a congressional appropriation.) However, the RF program's required 50% match remains a significant challenge, given the high costs of these infrastructure projects. The County has explored options for generating match funding (such as legislative efforts to authorize an extra penny sales tax, and the recent charter county initiative) with little success to date.

Stepping up to help meet this challenge, staff identified an additional source of significant funding, namely **$178M in HMGP funds**. Staff then worked with FDEP and FDEM to coordinate using these federal funds to match the Resilient FL state grant funds enabling the County to fund four community-wide road elevation projects in our Plan: Winston Waterways, Big Coppitt, Flagler Avenue and Stillwright Point.

In January 2024, the Board approved an agreement with FDEM for HMGP Phase I grant funds for engineering design and permitting in the amount of $10.3M. Upon completion of Phase I design there will be an additional $167 million (total program amount of $178 million) for Phase II, the construction phase.

- **Big Coppitt and Winston Waterways** road elevation projects: Using the Phase I HMGP grant funds and matching those funds with Resilient FL grant funds staff has advertised RFQs for design services for the Big Coppitt and Winston Waterways SLR Projects. We anticipate being under contract for designs by fall 2024 with an 18-24 month completion time.
- **Flagler Avenue** Road Resilience project: HMGP funds matched with 25% local funds will also fund engineering, design and permitting of the Flagler Avenue Road Resilience Project. This RFQ has also been advertised and we expect to be under design contract in fall 2024, with an 18-24 month completion time.
- **Stillwright Point** road elevation project's engineering, design and permitting project is already underway and will continue through FY 24. Design is funded with 50% with Resilient Florida grant. Phase II HMGP will partially fund the construction phase. We will apply for RF grant this year for the other portion of construction.
- **Conch Key** road elevation project's engineering, design and permitting will begin this year, with 50% state funding ($3.5M Resilient Florida grant). We have advertised and received responses to the RFQ for design and permitting services. Staff has ranked respondents and will have contract for approval August or September 2024 pending negotiations.
- **Twin Lakes** road elevation project's construction contract was awarded in May. The total contract price is $21,734,258 including FKAA water line replacement, which will be funded by them. The County secured $9.4M in a Resilient Florida grant and a federal appropriation, and approved $9.1M in local funds to fully fund the project. Construction will begin in late summer and is scheduled to be complete by May 2026.
- **Sands Subdivision** road elevation project (which along with Twin Lakes was an original pilot project) has been 100% designed. The County secured $8.1M in CDBG-Mitigation grant funding toward construction. To augment this, the County applied for RF funding last year. The project did not score high enough to make the cut. There remains some uncertainty about additional funds the State allocated to the RF program which could allow for additional projects to make the cut. We are still waiting for clarity. In any case we also plan to re-apply for RF again this year.

❖ **Community Resilience Projects:**

- The **Coastal Storm Risk Management Program** with the U.S. Army Corp of Engineers that developed specific resilience strategies for the Florida Keys is underway with the design and engineering of the US1 revetments. Monroe County is funding 35% of the work, to be reimbursed through an agreement with FDOT.
- Two **breakwater repair projects** with weed gates totaling $2.7 M are anticipated to be underway in Tavernier and Rock Harbor and will be completed this year, providing increased resilience from storm surge to the homes behind them and also increased water quality to the canals leading to the breakwaters.
- Two new **living shoreline projects** are underway this year to protect the shoreline from storm surge and sea level rise, funded by a $3M grant for Duck Key (which includes a breakwater project) and a $900K grant to protect the County's transfer station on Long Key, under the State's Resilient Florida program.
- Four **vulnerability assessments** are underway for Monroe County, Layton, Key Colony Beach and Marathon. The County is completing the work on behalf of the municipalities for project effectiveness and cost efficiency. These are funded by $517K in grants under the Resilient Florida grant program.
- Three **watershed management plan** projects are underway for Monroe County, Layton / Key Colony Beach and Marathon, which will help maintain or improve the County's CRS rating. The work is being conducted by the County on behalf of the municipalities and funded by $520K in federal grant funds via Florida Department of Emergency Management.

- A resilient redesign of **Harry Harris Park** is underway to provide resilience against storms and increased recreational use, $100K of the cost funded by the Resilient Florida program with a match from the County.
- A **Natural Resources Adaptation Plan** is underway to provide a list of adaptation projects needed to help the natural areas be resilient to Climate Change, $75,000 of the cost funded by a grant from the Department of Environmental Protection with a match from the County.
- **Mobile LiDAR for the municipalities** will be completed this year, being conducted by the County to assist the municipalities with the $481,000 cost funded by the municipalities.
- **Street Elevation Planning** for the municipalities, the final phase of the street elevation planning process to determine which municipal roads need to be elevated and the estimated cost to do so, is also underway and being managed by the County with the $992,000 cost funded by the municipalities.
- **Climate Compact Summit 2024:** The County is hosting the SE FL Climate Compact Climate Summit in December 2024 in Key West for an anticipated 400 attendees. The event is co-hosted by all five municipalities in the Keys, emphasizing the importance of regional collaboration to help ensure long term economic and geographic resilience. The event will feature topics and speakers related to adaptation, mitigation and collaboration, and includes a focus on municipal and business projects and participation.

❖ **Canal Restoration Projects:**

With State Stewardship and federal RESTORE Act funding, work continues for the list of 96 canals for restoration under the County's Canal Restoration Work Plan, which will increase the water quality of the canals and nearshore waters:

- **Construction**: This past year Canal #90 in Tavernier received a $1.3 Million backfill. Canal #475 in Geiger Key received a $1.6 Million culvert installation. Canal #259 in Big Pine Key received a $760,000 culvert installation. Canal #278 in Big Pine Key received the County's first injection well for $324,000. Canal #58 in Key Largo will soon have an injection well installed for $300,000.
- **$12 Million application for Gulf Consortium RESTORE funds** was submitted for canal restoration in 6 canals in the Avenues area of Big Pine Key (#293, #295, #297, #299, #300 and #315) to be used for construction of the organic removal and backfill projects.
- **Design and permitting** is underway for many of the remaining top 20 canals in the Work Plan priority list, after receiving neighborhood support. These include: #105 Tavernier Backfill and Culvert, #255 Big Pine Key Organic Muck Removal, Backfilling, Air Curtain and Injection Well, #315 Big Pine Key Organic Muck Removal, Backfilling and Air Curtain, #295 Big Pine Key Organic Muck Removal, Backfilling and Air Curtain, #297 Big Pine Key Organic Muck Removal, Backfilling and Air Curtain, #82 Rock Harbor Organic Muck Removal, Backfilling and Air Curtain, #474 Geiger Key Backfill and Air Curtain Restoration Projects, #266 Big Pine Backfill and #299 Muck Removal and Backfill. These projects will be moving into the construction phase as funds become available.

❖ **Parks Projects:**

We continue build on last year's expansion of new parks, and numerous improvements and upgrades to current park facilities, using mostly TDC grants, CDBG-CV grant, and ARPA funds:

- **Jacobs Aquatic Center**: pool replacement liner for the competition pool and refurbishment of the "Pirate Ship" feature to be completed in 1st quarter FY 2025. Also successfully transitioned the Center's management to a new operator from the long term (20+ years) founding 501(c)3 management team at their request.
- **Key Largo Park**: completed installation of new playground equipment, and new pickleball courts to be completed in 4th quarter FY 2024.
- **Blue Heron Park**: 3 new pickle ball courts in permitting to be complete in 1st quarter of FY 2025
- **Rowell's Waterfront Park**: Phase 2 Construction to start in late 4th quarter of FY 2024
- **Harry Harris Park:** New playground equipment installed in FY 2024.

- **Pine Channel Park**: New nature trails are in design.
- **Big Pine Key Community Park**: New Amphitheater contract awarded awaiting delivery for a FY 2025 installation. New playground equipment installed in FY 2024.
- **Bernstein Park**: Turf Replacement Planning and design are underway with a FY 2025 construction planned.
- **Higgs Beach Park:** New restrooms were completed, numerous playground repairs made and still in process, and beach was renourished with fresh sand after years of permit delays due to regulatory review.
- **West Martello:** Seawall temporarily repaired, and a new seawall is being designed.
- **Key West Lighthouse**: new ADA restrooms.

The County continues to expand its menu of recreational programs and activities for all age groups:

- Keys Kids Swim expanded to an additional elementary school in 2024, and we plan to add swim lesson vouchers to additional schools in FY2025.
- Summer, winter, and spring break camps were held for school-age children at Plantation Key Community Center, Sugarloaf School, Bernstein, and Big Pine Activity Center in 2024, and we plan to add additional weeks and more children at the exact locations in FY 2025
- StandGuard Aquatics is the new management company at Jacobs Aquatic Center, and they are offering more swim programs and camp opportunities to our community.
- We added new adult programming agreements, JOY and AARP, at Plantation Key Community Center and Big Pine Community Center in 2024. We plan to expand senior activities at these locations and at Bernstein in FY 2025.
- Fun Kids Outside Game Night was created in 2024 at Big Pine Community Park and will expand to Bernstein and Harry Harris in FY 2025.
- In FY 2025, we will add new events like a concert in the park at the new band shell at Big Pine Community Park and art in the park after renovations are completed at Rowells.
- Pickleball is still the fastest-growing sport, and we will soon have 32 courts. In FY 2025, we will offer leagues and host tournaments.
- Our youth leagues' participation continues to grow, and in 2024, we hosted intercounty/league all-star games.

❖ **Affordable Housing:**

The proposed budget reflects two new affordable housing initiatives.

- **South Cliff Estates**: The first is the South Cliff Estates project, located in Key Largo, under development in partnership with a private developer. The budget funds an initial payment of $2.3M toward acquisition, with continuing annual payments of $1.75M through 2029, for a total cost of $12.5M. The project will provide 28 deed-restricted affordable residential apartments at a reduced rent rate for Monroe County employees who meet income limits. The County is pursuing this project because of the difficulty of attracting and retaining mid-level workers due to the high cost of housing in the Keys. Employees of our Constitutional officers and state agencies will also be eligible.

  Allocation of **TDC surplus funds** for Affordable Housing: The second initiative is the allocation of $35M in surplus TDC funds for use for affordable housing for tourism workers. The County will begin to plan for use of these funds this coming year.

  These targeted surplus funds accumulated during the robust tourism of the COVID pandemic years, and their allocation for affordable housing does not impact the TDC's operational budget, marketing budget, or reserves.

  The authorization for using TDC funds for affordable housing was secured via passage of SB 1456 (2024), signed into law by the Governor on May 31, 2024. Laws of Florida Ch. 2024-219, specifies the following:
  - Housing is limited to employees of private sector tourism-related businesses in Monroe County.

- Employees must meet State income eligibility requirements.
- Housing will be deed-restricted for a period of no less than 99 years.
- The use of the funds is limited to the surplus accumulated through Sept 20, 2024, with a maximum amount of $35M.
- This authorization is limited to Monroe County.

❖ **Artificial Reef Program:**

Monroe County's new Artificial Reefs Program kicked off this year. Funded with $15M in state legislative appropriations, this new program is a partnership between the County and FWC to develop a framework to plan, construct, monitor, and maintain artificial reef structures in the Florida Keys. The benefits of these reefs are for the ultimate good of the State of Florida, its resources, wildlife, and public welfare.

The program's first deployment will be thirty-seven 55-foot concrete power poles, donated by the FKEC, to an area referred to as Gulfside Ten Mile Reef, which is approximately 24 nautical miles off Key West in federal waters of the Gulf of Mexico. The permit for this proposed artificial reef site is currently under review by the US Army Corps of Engineers. A solicitation for marine contractors to deploy the poles is currently under development and once the permit is approved and contractor selected, the poles will be deployed; deployment is anticipated for end of 2024.

Exploratory and benthic surveys, along with local stakeholder discussions (e.g., with fishermen, scientists, and resource managers), are currently underway for identifying additional artificial reef sites within state and federal Gulf of Mexico waters, collectively being referred to as the Gulfside Network. Gulfside Ten Mile Reef will be part of this network. Once sites are selected, state and federal permits will be submitted accordingly.

The purpose of this network is to create novel marine habitat in an area where there is otherwise none, provide refuge, feeding, spawning, and recruitment opportunities for a variety of fish and invertebrate species, as well as additional fishing and diving opportunities for various human user groups. These sites will be, generally, 40-60' deep, located 5-15 miles offshore, and host a variety of artificial reef structures.

Additionally, the County, FWC and Florida Keys National Marine Sanctuary (FKNMS) have formed a partnership for developing a pilot program to deploy habitat support structures within sanctuary waters. This working group is currently identifying target regions, specific habitats, and material/structure types for preliminary testing. This will be followed up with the development of a science plan for the monitoring and evaluation of individual projects where results will inform additional scaled-up artificial reef projects within sanctuary waters. One of the primary objectives of this collaboration is to also create large networks of artificial reef sites within sanctuary waters, on both Gulf and Atlantic sides, to support ontogenetic pathways for marine fishes.

Finally, extensive networking is being done with scientists, stakeholders, artificial reef directors for other coastal counties in Florida, state and federal agencies, resource managers, educators, non-profit organizations, and environmental consultants for forming what will become an advisory council to the Artificial Reefs Program.

❖ **Mooring Fields Progress:**

This past year, funded with a $1.6M legislative appropriation for the design and engineering, Monroe County Marine Resources staff, in collaboration with the consulting firm Geosyntec, completed all environmental surveys, engineering, and design work, and applied for environmental permits for the Man of War Harbor Mooring Field, which will include 100 moorings. The Florida Department of Environmental Protection (FDEP) issued a Notice of Intent to Use General Permit, completing its regulatory review in April 2024. The permit application with the United States Army Corps of Engineers is currently under review.

For the Boca Chica Mooring Field, which will consist of 40 moorings, all permitting-level environmental surveys have been finished, and engineering and design work is underway.

Construction for both mooring fields is anticipated to commence in 2025. These new moorings will help protect our benthic habitat, reduce vessel abandonment and dereliction, and provide a safe and secure harbor for vessels, enhancing safety for recreational boaters and local liveaboards, many of whom are part of our workforce.

FY 2025 PROPOSED OPERATING BUDGET, MILLAGES AND AD VALOREM

Operating Budget: The FY 2025 Proposed Budget includes an Operating Budget of $352.2M for the Board and Constitutional Officers, and a Capital Projects budget of $173.1M.

Millage and Ad valorem Levy:

- The proposed FY 2025 budget supports the **county-wide millage rate of 2.6929**, lowered 1.0% from 2.7191 from last year. This is the tax rate all property owners will pay on their respective property in the County.
- The proposed budget supports an **aggregate millage rate of 3.3814**, 0.7% lower than last year's rate of 3.4049. The aggregate millage rate is the Countywide millage rate combined with all municipal services taxing units millage rates.
- The proposed aggregate millage of 3.3814 generates a total **ad valorem tax levy of $156,094,919**, the most significant funding source for the County's operations. This represents an 8.69% increase, or $14.8M, over last year.

Use of Ad valorem:

Of this $156.1M total ad valorem levy, $110.5M, or **71% is used for public safety functions** including fire and ambulance protection, law enforcement, Trauma Star, detention center and programs, health department, medical examiner, and state mandated mental health services. This levy also funds $3.4M in parks programs, and $2.2M in grants to the health and social service providers in the community, and remits $3.1M to Fisherman's Hospital, $1.9M to the Tax Increment Financing Districts in the City of Key West.

The two largest funds supported by ad valorem are: the **General Fund**, which supports the County's general operations and the **Fine and Forfeiture Fund**, which supports the Sheriff's Office's operations, detention center and Trauma Star program. These two funds, with the **Local Health Unit,** are supported by the *county-wide millage.* They support county-wide services.

Four smaller funds are also supported with ad valorem: **Unincorporated Parks and Beaches**, **Local Road Patrol Law Enforcement**, **Lower and Middle Keys Fire and Ambulance**, and the **Planning, Code Enforcement, Fire Marshal fund.** These funds are supported by the *general purpose municipal services taxing unit millage*. They support services for unincorporated Monroe.

The ad valorem tax levy of $156.1M, and specifically the $14.8M in additional revenue, is applied across each of the ad valorem supported funds as follows:

- **General Fund** (Fund 001, $43.0M) supports the budgets of the Constitutional Officers (with the exception of the Sheriff) and core Board functions including emergency management, County Attorney, finance functions, judicial local need (offices of the State Attorney, Public Defender and courts), Medical Examiner, Guardian Ad Litem Program, social services, mandated mental health programs, Veterans Affairs, Marathon and Key West animal shelters, UF Extension Services, library system, human services advisory board grants, information technology, maintenance and operations of County facilities, and Board administrative operations.
    - Increase of *$5.9M* in the General fund to cover higher costs for operations like insurance, utilities, gas, supplies, vendor contract CPI increases, increases to mandatory County cost shares for Medicaid and mental health programs, group insurance and personnel costs for BOCC and Constitutional Officers' budget (except for Sheriff's Office which is included in Funds 101 and 149 below).
- **Fine and Forfeiture Fund** (Fund 101, $79.5M) supports the Sheriff's Office operations, law enforcement functions and the detention center.

- Increase of *$5.4M* in Fine and Forfeiture supports higher operational and personnel costs for the Sheriff's employees and the Monroe County Detention Center.

- **Local Health Unit** ($1.76M) supports the Monroe County Health Department.
  - Increase of *$154K* to Local Heath Unit for the Health Department's service expansion, staff and supplies.

- **Lower and Middle Keys Fire and Ambulance** (Fund 141, $17.9M)
  - $2.2M increase in Lower and Middle Keys Fire and Ambulance Fund funds the 24 new firefighters previously funded SAFER grant.

- **Local Road Patrol Law Enforcement** (Fund 149, $6.6M)
  - $356K increase in Sheriff's Local Patrol Law Enforcement for increased operational and personnel costs.

- **Planning, Code Enforcement, Fire Marshal fund** (Fund 148, $381K)
  - $381K for Planning, Code Enforcement and Fire Marshal Fund for increased operational and personnel costs.

- **Unincorporated Parks and Beaches Fund** (Fund 147, $3.5M). There is no change in this fund.

The proposed FY 2025 municipal services millage rate is 2.2131, 1.4% higher than last year, and reflects the increased costs for the 24 firefighters that were previously funded with a SAFER grant.

Additionally, **the Middle Keys Healthcare Municipal Service Taxing Unit** (Fund 104, $3.3M) also reflects an increase of $385K. This revenue is generated by a millage rate that is automatically set at .5000 for this taxing unit, per Ordinance 012-2018 adopted by the Board of County Commissioners. *The ordinance has a maximum of 10 years, and the contract has a limit of a $15M payout. With this year's budget we will have paid Fisherman's Hospital $14M of the $15M contracted.*

Reserves: The proposed FY 2025 budget maintains the Board's requirement for a 4-month operating minimum in the General Fund and the 3-month minimums in the other funds. Strong fund balances are instrumental in ensuring that we remain financially positioned for economic uncertainty, future storm events and other possible challenges to our economy and our revenue sources for the rest of this year and into next year.

REVENUES AND EXPENDITURES

❖ Revenues:

For the proposed FY 2025 budget of $715M, revenue sources are comprised of the following. Combined these revenues make possible the Board's and Constitutional Officers' operations and investments in infrastructure and capital projects:

- Ad valorem revenue: $154.3M (21.6% of all revenue sources)
  ** The total ad valorem levy is $156.1M. However, we remit $1.76M of this to the Monroe County Health Department, therefore the County's budgeted ad valorem amount is $154.3M.*
- Sales tax revenue: $103M (14.4%)
- Charges for services: $110M (15.4%)
- Grants, shared revenue and PILT: $26M (3.5%)
- Miscellaneous permits, fees, fines: $15M (2%)
- Interfund transfers/excess fees/debt proceeds: $61M (9%)
- The balance of revenue is fund balance forward (reserves, rolled over funding across all of our 47 funds): $244M (34.1%)

Operating Revenue Sources: The primary revenue sources for operations include the ad valorem levy (discussed in detail in the previous section), the state-shared half-cent sales tax, and the tourist impact tax. The half-cent sales tax, the county's second-largest revenue source after the ad valorem levy, supports the

general fund, parks, and Fund 148, benefiting both incorporated and unincorporated services. The tourist impact tax also contributes to operating expenses.

Capital Budget Revenue: The main revenue source for the county's capital budget is the 1-cent infrastructure sales tax.

Revenue Forecasting: Accurate forecasting of sales tax revenue for the upcoming year is crucial. We closely analyze current activity and trends. Year-to-date monthly revenues for both the half-cent sales tax and the tourist impact tax show a leveling off compared to last year, with some months experiencing slight declines. Consequently, we anticipate and budget for a slight reduction in revenue from these sources compared to the current year. This conservative approach helps mitigate unexpected budget impacts and prevents mid-year operational or service disruptions.

Revenue Estimates for This Year:

- Half-cent sales tax: $16.1M (compared to $16.7M last year)
- Tourist impact tax: $7.5M (compared to $7.6M last year)

Despite forecasting slightly lower revenue, we believe these sources remain strong. Examining the trend from 2019 to present shows steady growth, except during the COVID-affected years (2020-2021 significant decline due to closures, and 2021-2022 significant increase due to reopening). In 2019, the last year unaffected by COVID, the revenues were $12.5M and $5M, respectively.

One-Cent Infrastructure Surtax:

- Fiscal Year 2022: Highest annual revenue at $34.3M
- Fiscal Year 2023: Revenue declined to $32.7M
- Fiscal Year 2024: State estimate is $33.6M, but monthly revenues have consistently fallen short of the previous year. The proposed budget assumes this trend will continue, estimating $31.5M for FY 2025, which is 1.3% lower than the estimate for 2024.

State Revenue Estimates: The State's revenue estimates guide our forecasting. These estimates provide insights into statewide economic conditions and revenue trends. However, the State does not release its annual FY 2025 revenue estimates until late July. If significant differences arise between the State's estimates and our local projections, appropriate adjustments will be made.

Monitoring and Updates: For the remainder of the summer, we will continue to monitor, scrutinize, and update our revenues and expenditures while awaiting the State's estimates.

❖ **Expenditures:**

For the proposed FY 2025 budget of $715M, expenditures fall into the following categories:

- Operating budget: $352.2M
  - Operating budget for the Board of County Commissioners: $229M
  - Operating budgets for Sheriff's Office and the other constitutional officers: $123M
- Capital Budget: $173M
- Tourist Development Council Budget: $116M
- Budget transfers, reserves and cash balance: $74M

The proposed FY 2025 budget reflects increases to the BOCC operating budget of $10.4M, the Constitutional Officers' budgets of $5.5M, and an increase to the Law Enforcement Trust Fund of $1M.

The Capital budget grew by $42M and this is covered in the next section (and the TDC budget decreased by $9.3M by spending down excess fund balance.)

The increase to the operating budgets of the Board and Constitutional Officers are attributable to:

- **Higher programming and** services costs such as the new increase to solid waste contracted services, new EOC rent payments to Marathon Airport, vendor contract CPI increases, new commercial lease for social services, animal shelter contract increases, higher county mental health cost share, higher

county Medicaid cost share, higher Tax Increment payments and increases for health department and Fisherman's Hospital.

- **Higher operating and maintenance costs** such as utilities, insurance, equipment and supplies for the network of county and constitutional officers' facilities. The MCSO detention center's contracted maintenance services increased, as have the costs for its utilities and repairs.

- **Higher personnel costs**: Personnel costs include COLA/merit raises for the employees of the BOCC and Constitutional officers, higher rates for workers compensation, retirement and group insurance. The increase to personnel costs also includes the salaries and personnel additional costs of the 24 firefighters previously funded with the SAFER grant.

  The Constitutional Officers: Sheriff's Office, Clerk, Property Appraiser, Supervisor of Elections have also budgeted for COLA / merit increases. Each officer's respective proposals are as follows:
  - BOCC: 3.4% COLA and 1.6% Merit ($2.6M, with $1.4M charged to ad valorem)
  - Sheriff: 7% COLA for union an 5% COLA for non-union ($1.94M)
  - Clerk of Courts: 5% COLA ($385K)
  - Property Appraiser: 5% COLA ($183,802)
  - Supervisor of Elections: 2% COLA and 3% Merit ($84,627)

PROPOSED FY 2024 CAPITAL PLAN

FY 2025 Proposed Capital Budget: The proposed Capital Projects budget for FY 2025 is $173 million, a $42M or 31% increase from last year. This increase is primarily due to expenses related to two major projects: the Key West International Airport Concourse A project ($11M) and the purchase of three new Trauma Star helicopters ($25M). After these projects are completed, there will be a significant reduction in the capital budget next year. An additional increase to the capital plan is the local match for the Twin Lakes Road Resilience project of $5M.

Funding Sources: The Capital Budget is mainly supported by the Infrastructure Sales Tax fund (Fund 304). Additional funding comes from fuel taxes (Fund 102), special assessments from various funds, and minimal impact fees. This budget is not supported with property taxes.

Public Safety Projects:

- Purchase of three new Trauma Star helicopters
- New fire station in Sugarloaf
- New fire truck, ambulance, and fire hydrants
- Ambulance for Ocean Reef
- Repairs and upgrades to the MCSO Detention Center

Transportation Projects:

- New terminal for Key West Airport
- Twin Lakes Road Resilience Project
- Stillwright Point Road Resilience Design
- Conch Key Road Resilience Design
- Flagler Avenue Road Resilience Design
- Big Coppitt Road Resilience Design
- Winston Waterways Road Resilience Design
- Key Deer Blvd Road repair
- Ocean Bay Embankment Repair
- Bridge projects: Harbor Drive Bridge and Seaview Drive Bridge replacements, No Name Key and Tom's Harbor Channel Bridge repairs, Tubby's Creek Bridge replacement, Mosquito Creek Bridge replacement, and Card Sound Bridge replacement planning and design

Parks and Facilities: The proposed budget includes upgrades to several county parks and facilities most funded with ARPA monies, funding for land acquisition, and the initial payment on the South Cliff Estates county employee affordable housing project.

Wastewater Debt Service: The Capital Budget includes ongoing debt service payments for wastewater infrastructure. Although the infrastructure has been completed, repayments for the Cudjoe Regional Wastewater system ($9.4M annually) will continue until FY 2039, and for the Big Coppitt Wastewater system ($682K annually) until 2030.

Non-Local Funding: Sixteen (16) capital projects in this year's plan are funded wholly or partly with non-local funding. For these projects totaling $110M, staff secured $66M in grant funding.

Additionally, the Capital plan excludes numerous projects because they are wholly funded with non-local monies such as:

- Canal restoration projects completed with Stewardship and Restore Act funding.
- Community resilience projects (non-road elevation like new jetties) funded with RF and DEP grants.
- Facilities and Parks upgrades funded wholly with ARPA funding and TDC grants, and partially with HMGP grant.
- New artificial reef program, vessel pump out program, and mooring fields engineering are all funded with state legislative appropriations.
- The recently completed Emergency Operation Center, costing $37M, was almost entirely funded with non-local funding.

NEXT STEPS

As the Acting County Administrator, I am deeply grateful for the confidence the Board has placed in me to manage the organization and oversee the development of this proposed budget. This budget is not just a financial document; it is a reflection of our collective commitment to the community we serve.

I would like to extend my heartfelt thanks to the Board of County Commissioners, our dedicated staff, and the public for their invaluable partnership throughout this process. Your collaboration and input have been instrumental in shaping a budget that upholds our shared values and priorities

The proposed FY 2025 budget for Monroe County demonstrates a careful and strategic approach to managing the County's finances amidst economic uncertainties. It emphasizes public safety with investments in the Trauma Star Program, new fire rescue personnel, and infrastructure enhancements. It prioritizes prudent spending and maintaining low property taxes, while addressing the challenges of inflation and rising costs.

I would like to extend special recognition and personal thanks to the Director of the Office of Management and Budget and her staff for the development of this budget and her continuing judicious guidance.

For the 25th consecutive year, the nationally recognized Government Finance Officers Association has awarded the Distinguished Budget Presentation Award to Monroe County for its excellent annual budget document. This award is the highest form of recognition in governmental budgeting and represents a significant achievement by the County's Office of Management and Budget.

I look forward to working with the Commission and Constitutional Officers through the summer months to deliver the FY 2025 Final Budget in September. Public hearing dates for the review and adoption of the FY 2025 Proposed Budget will be held on September 4, 2024 in Key West and September 11, 2024 in Key Largo.

I am proud of this budget which builds on the hard work and success of previous years and reflects promise for future years. It is a testament to our ongoing efforts to maintain financial stability and enhance the quality of life for all residents of Monroe County. Together, we continue to build a future for our community that is bright, safe and full of opportunity.

Respectfully submitted,

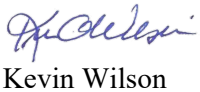

Kevin Wilson
Acting County Administrator

Introduction to County Budgeting

Balancing the County Budget

Unlike the federal government, Florida law states a county must have a balanced budget. The amount of the adopted revenues must equal the expenditures for 47 funds. When OMB "balances the budget," the revenues must balance the appropriations for each fund and thereby for the entire budget. This means Monroe County has no budget deficit.

Where the Money Comes From (Sources)
FY2025 - All Funds

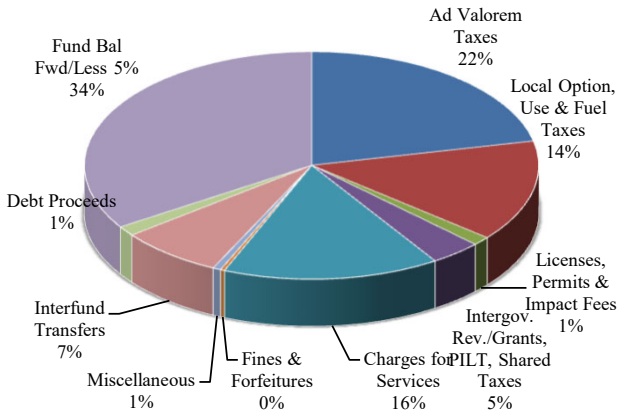

Where the Money Goes (Uses)
FY2025 - All Funds

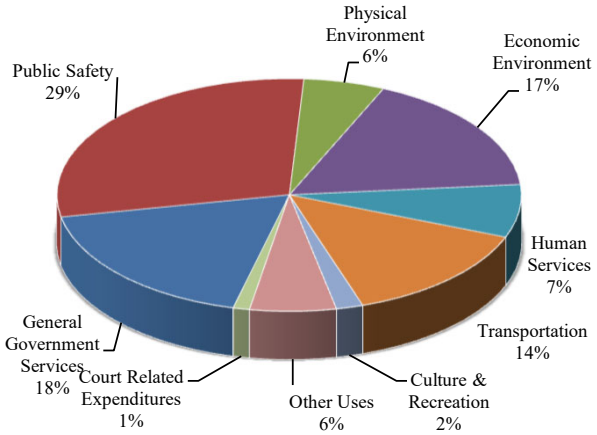

Sources	FY2024 Adopted	FY2025 Proposed	% of Total
Ad Valorem Taxes	139,701,120	154,369,244	21.6%
Local Option, Use & Fuel Taxes	105,844,391	103,025,000	14.4%
Licenses, Permits & Impact Fees	9,126,139	8,993,559	1.3%
Intergov. Rev./Grants, PILT, Shared Taxes	26,294,269	26,085,000	3.6%
Charges for Services	103,010,416	110,206,119	15.4%
Fines & Forfeitures	2,137,500	2,137,500	0.3%
Miscellaneous	4,293,031	4,055,100	0.6%
Interfund Transfers/Excess Fees	40,800,803	52,687,096	7.4%
Debt Proceeds	13,306,800	10,000,000	1.4%
Fund Bal Fwd/Less 5%	222,796,835	244,155,567	34.1%
Total Sources	**$667,311,304**	**$715,714,185**	**100.0%**

Uses	FY2024 Adopted	FY2025 Proposed	% of Total
General Government Services	126,529,046	129,159,281	18.0%
Public Safety	177,159,359	208,019,261	29.1%
Physical Environment	39,630,721	40,406,903	5.6%
Economic Environment	130,050,509	121,183,600	16.9%
Human Services	47,618,915	52,631,272	7.4%
Transportation	80,069,941	99,877,001	14.0%
Culture & Recreation	14,865,204	13,336,431	1.9%
Other Uses	42,777,330	42,929,513	6.0%
Court Related Expenditures	8,610,279	8,170,923	1.1%
Total Uses	**$667,311,304**	**$715,714,185**	**100.0%**

Introduction to County Budgeting

Defining a Budget

In simple terms, a budget is an entity's plan for its financial resources. It is an estimate of proposed expenses for a given period and the proposed means of paying for them. Two basic components of the budget are the revenue (source of funds) and the expenditure (uses of funds).

Defining Revenue and Expenditure

Revenue is an increase in the financial resources of a government. Some examples of local government revenues are property taxes, assessments, permits and fees, licenses, fines, charges for service, grants, and payments from other governments. Monroe County has a large variety of revenue sources.

An expenditure is a decrease in the financial resources of a government. Expenditures include, for example, current day-to-day expenses such as salaries, utilities, professional service contracts, material costs, payment of principal and interest on long term debt and bonds, purchase of vehicles, equipment or property and construction costs.

Budget Structure – Fund Accounting

An important concept in government accounting and budgeting is subdividing the budget into what are called "funds". This is called fund accounting. Fund accounting allows a government to budget and account for funds restricted by law or policy. These funds allow the County to segregate certain revenues and then account for expenditures from these revenues.

The County budget has approximately 47 funds. These funds can be compared to a company spreading its business among 47 banks. The County uses these funds for example, to make payments on different types of County debt or to track fees collected to pay for certain County services.

Each of these funds must balance - that is, revenues must equal expenditures - and each must be separately monitored. The County budget, adopted each year by the Board of County Commissioners (BOCC), is actually the total of the separate funds or accounts.

Rationale for the Budget Structure

Monroe County produces its budget in conformance with rules and regulations developed for local governments. While it does not take an accountant to understand a local government budget, the reader should understand the County develops its budget in accordance with uniform accounting concepts and budgeting standards. Some of the more important standards are:

National Accounting Standards **-** Just as businesses follow what are known as generally accepted accounting principles (abbreviated as "GAAP"), governments follow national standards for financial reporting. A government using consistent standards can look at itself over time to measure its financial strengths. Comparative measures of performance can then be made with other units of government. Some of the standards Monroe County uses are those of the Government Finance Officers Association (GFOA) and the Governmental Accounting Standards Board (GASB).

State of Florida Budgeting Standards **-** The State of Florida establishes budgeting and financial rules for local Florida governments. This is Chapter 216 of the Florida Statutes. An example of a rule, is the time frame of the annual budget cycle. The fiscal year for counties begins October 1st and ends September 30th of the following calendar year. Another example is its rule about how a county adopts a budget and how a county sets property tax rates.

Federal and State Grant Requirements **-** Monroe County receives grants from several federal and state agencies. To insure the County uses these funds for specific programs, these agencies require the County to keep these grant funds separate from other County revenues. This segregation requires a more complex financial structure to manage these “restricted” dollars.

Local Budgeting Standards **-** Finally, the Board of County Commissioners establishes uses for some fees collected by the County to insure they are spent on specific programs. Impact fees and permit fees are examples of revenues with such self-imposed restrictions. These fees are adopted by the BOCC and can be found in the Monroe County Book of Code of Ordinances, Part 1 General Ordinances.

An Important Revenue – Property Taxes

A "property tax," more specifically called an "ad valorem" tax, is a tax based on the value of the property. We derive the term, "ad valorem" from the Latin phrase meaning "according to value."

In Florida, there are three factors for calculating the amount of property tax assessed on a piece of real estate: the value of the property, the amount of the value exempted from tax, and the tax rate. Each county's Property Appraiser's Office calculates property values and Florida law dictates the exemptions. The tax rates are set by the various local governments authorized to collect property taxes according to Florida law. The tax roll can be found in the Revenue Sources & Trends section.

The ad valorem tax rate is expressed in "mills." A mill equals $0.001. The rate at which the tax is charged is called the "millage rate". If the ad valorem tax rate is 8 mills, the "millage rate" is 8 mills. This means that per dollar of property value, a property or ad valorem tax of $0.008 is paid. It is much easier to think of the rate as how many dollars of tax will be paid per thousand dollars of property value. For example, if the property is valued at $10,000 and the millage rate is 8 mills, you would pay $8 per $1,000 value or $80. The adopted millage rates can be found later in this chapter.

The Monroe County Board of County Commissioners' set the Ad Valorem Millage rate for the General Fund, Fine & Forfeiture, Middle Keys Health Care, Lower & Middle Keys Fire Rescue, General Purpose MSTU, Parks and Beaches and Municipal Policing Funds along with the County's portion of the Health Department.

Other Major Revenue Sources

Revenue sources that are authorized by the Florida legislature include Constitutional and County Fuel Taxes, County Revenue Sharing Program, Local Government Half-Cent Sales Tax Program, and State Housing Initiative Partnership Program (SHIP). Other revenue sources that are authorized by local governments include Communications Services Tax, Local Business Tax, One Cent Infrastructure Surtax, Motor and Diesel Fuel Taxes and Tourist Impact Tax. These local revenues sources are approved by the Monroe County BOCC.

Other Sources of County Revenues

Also Monroe County raises revenues from sources such as licenses and permits, other federal and state sources, charges for services, fines and forfeitures, grants, rents and interest.

It is important to understand the County has the ability to combine property taxes with other revenues to support a broad range of activities. The County also uses property taxes and other revenues to supplement programs receiving grant funds from the state and federal government. If grant or other funding decrease, the County must decide whether to raise tax revenues to support these various programs rather than reduce service.

The Dual Roles Florida Counties Serve

In Florida, a county may serve a dual role. It can provide some services to all county residents regardless of whether or not the residents live in a city. These services are called "countywide" and use the *Countywide Property Tax* as a means of financing. It may also provide municipal-type services to residents in the unincorporated areas. These areas are portions of the county, which are not incorporated as cities. These services are called "MSTU" services and use *Municipal Services Taxing Unit Property Tax* as one of the means of financing these services.

Introduction to County Budgeting

Multiple Taxing Authorities - Florida law allows a county to charge one property tax rate countywide for services provided to the entire county population. State law also requires a county to charge another property tax rate in only the unincorporated area for the city-type services supplied by the county. If you look carefully at your annual tax bill, you will see several lines for the various property taxes:

The General Revenue Fund - The "General Revenue Fund" line in your tax bill is a county-wide tax that finances a diverse number of services such as environmental protection, shelter and care for impounded animals, general assistance for the indigent, public facilities maintenance, and libraries. It also pays for a variety of administrative functions required of a large organization: computer systems, communications purchasing, budget, human resources, finance and legal services.

The Law Enforcement, Jail, Judicial Fund - The "Law Enforcement, Jail, Judicial Fund" line on your tax bill is a countywide tax that pays for operation of the Sheriff's Department, jail maintenance and the County's court support system and the state mandated program, Juvenile Justice Cost Sharing.

The Health Clinic - This is a countywide tax used to support the operation of the County's public health clinic.

The General Purpose MSTU - Another name for the property tax on the unincorporated area is the *Municipal Services Taxing Unit Property Tax*, or General Purpose MSTU tax. This line in your tax bill pays for services normally provided by municipalities. MSTU services includes land use planning, zoning, fire marshal, code compliance, emergency medical and fire service administration, and maintaining county parks.

There are also separate property taxes levied for special assessment tax districts such as ***Middle Keys Health Care, Fire and Ambulance, Mosquito Control and South Florida Water Management***. Monroe County also taxes for the operation of its schools under the separate authority of the ***School Board***.

Special Assessment Property Tax

A non-ad valorem assessment, also called a special assessment, is a fee levied on certain properties to defray all or part of the cost of a specific capital improvement or service deemed to benefit primarily those properties. The value of the property is not considered when calculating a special assessment. Instead, the cost of the facility or the service is allocated to the properties in a defined area. This allocation is based on the degree to which the property will reasonably benefit from the facility or service. It is important to note that Monroe County is not the only jurisdiction levying these special assessments in the unincorporated area. There are a number of separate special assessment districts and with the ability to levy these assessments.

Other Governments in Monroe County

One frequent misunderstanding is that the Monroe County Board of County Commissioners oversees the local school system. While school boards in other states have their budgets approved by the county commissioners or the county board of supervisors, school districts in Florida are *separate taxing authorities*. The property tax levy for the school system is separate from the County's on the annual tax bill. Other units of government which levy property tax separately from Monroe County are the *Mosquito Control District* and a multi-county district -- the *South Florida Water Management District.* There are also five cities in the county: Key West, Islamorada, Marathon, Layton and Key Colony Beach. These cities have separate budgets and revenue sources.

Tracking the County's Budget

With 5,000 line items and dozens of organizations within its purview, Monroe County relies on computers with sophisticated budgeting software to help with budgeting and accounting.

Like many counties in Florida, the Monroe County Clerk of the Circuit Court performs the day-to-day accounting such as writing checks to vendors, processing payroll and prepares financial statements

(CAFR) . The Monroe County Office of Management and Budget (OMB) under the County Administrator prepares the budget using a computerized budget preparation system (GOVMAX).

Developing the Budget

The process of compiling the annual budget is actually a year-round activity. The basis for the process is a framework of statutory deadlines established by the State of Florida. The County Administrator and the OMB Department staff establish the remainder of the process. County administration sets interim deadlines to insure necessary information is collected, priorities are determined, and recommendations can be made by the County Administrator to the Board of County Commissioners. The County Administrator has been designated to serve as the official budget officer for Monroe County, to the Board of County Commissioners, which, in turn establishes tax rates and adopts the annual budget.

While the process may change somewhat from year to year, an examination of the process illustrates the many steps to adopting an annual budget. An annual budget, including all such funds as required by law, shall be prepared and approved each fiscal year. The budget process is conducted in accordance with Chapters 125, 129, 200 and 218 of the Florida Statutes as amended. Monroe County processes the budget in four basic phases. Some budgeting activities like estimating revenues and estimating expenditures can happen in all phases. The four basic phases are:

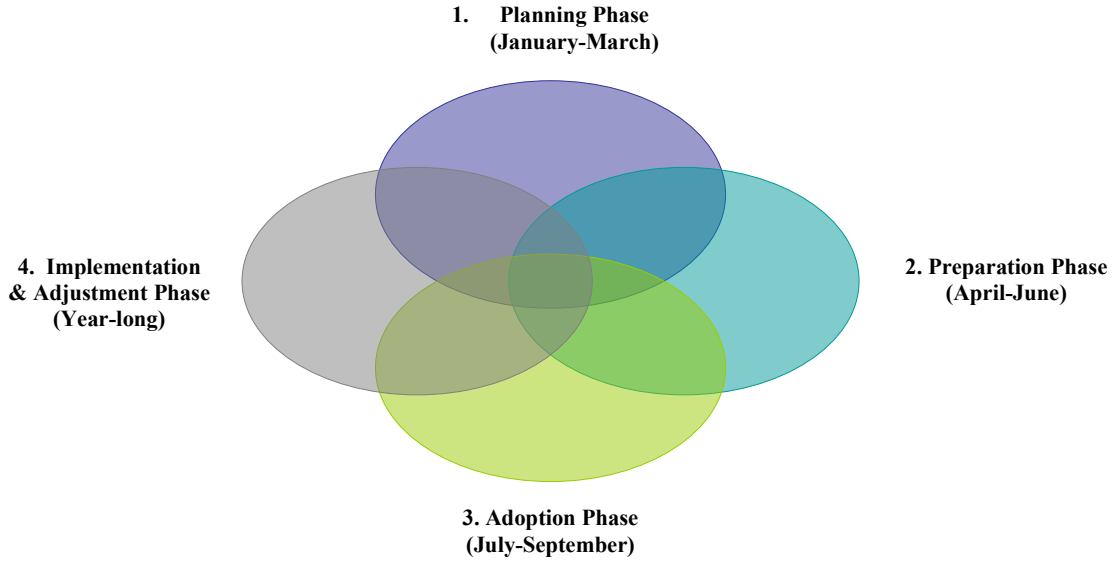

Planning Phase *– (January – March)* Early in the budget process, OMB staff prepares budget instruction packages which are used by County departments to submit their annual budget requests. Departments are asked to develop statistical measures to describe the levels of services they offer. Management evaluates the statistical measures to determine what service can be maintained at a particular level of operational funding. During the planning phase, departments are also asked to estimate their capital needs for the upcoming fiscal year as well as estimated needs for an additional six years. These estimates form the basis for the long-range *Capital Projects Plan*.

Preparation Phase *– (April – June)* During the preparation phase, all departments are required to key in their operating and capital expenditure budgets in Govmax and submit an electronic copy of their proposed budget. Internal service fund departments determine their proposed revenue and expense budgets. All Constitutional Officers submit their budgets by June 1st, as required by law.

Also during this phase, OMB reviews revenue collection for all funds and perform expenditure analysis for all departments. Using prior year fund balances, as reported in the CAFR, along with estimated revenues and expenditures, the current year's estimated ending fund balance is then calculated. In determining each fund's revenue budget, a calculation of a certain percentage of the estimated ending

fund balance added with potential revenue receipts along with less 5% (according to state statute) are used to balance or equal requested departmental expenditures.

The County Administrator also conducts a series of budget review meetings with the Department Directors and a decision on a proposed *Tentative Budget* is presented to the BOCC. During the Engineer/Project Management budget review, the capital plan is discussed and a workshop meeting with the BOCC is held to present all capital funded projects.

***Adoption Phase** (July-September)* - The County Administrator presents a proposed *Tentative Budget* to the County Commissioners at the regularly scheduled July BOCC meeting. Later in July, a Special Budget Meeting is held, (as defined by State Statutes) and the BOCC announces and adopts tentative property tax millage rates and operating and capital budgets. The adopted tentative millage rates (in accordance with State "Truth-in-Millage" "TRIM" requirements) must be sent to the Property Appraisers office by August 4th so that proposed tax notices can be mailed to all property owners by August 24th.

The BOCC schedules two public budget hearings in September, to be held at the government centers in Key Largo and Key West. The Proposed Operating and Capital Budget and Tax Notices must be advertised 2-5 days before the last public hearing, as described in the State TRIM guidelines. The *Adopted Budget* and all final millages need to be approved by a majority of commissioners, at the last public hearing.

The multi-year *Capital Projects Plan* which is approved during the September public hearings should not be confused with the capital budget. The capital budget represents the first year of the capital projects plan and is legally approved as a part of the *Adopted Budget*. Projects and financing sources listed in the *Capital Projects Plan* beyond the current year are not authorized until the annual budgets for those "out years" are legally adopted in the process described above.

All policy workshops, BOCC meetings, as well as public hearings, are televised live and videotaped for re-broadcast on the County's channel 76 on local cable stations and also can be acquired thru the County's website video archive. Also, on the website is a budget summary of the adopted operating and capital budgets.

Implementation and Adjustment

Before Oct. 1st, OMB will send the adopted revenue and expenditure budgets to Finance so that the budget information can be uploaded into the Clerk's finance system. On Oct. 1st, the *Adopted Budget* is implemented. During the rest of the fiscal year, OMB monitors actual versus budgeted spending along with bringing in unanticipated revenues into the budget. These changing dynamic circumstances usually require sometype of budget adjustment within any departmental budget. Any changes to the adopted budget are handled by requests sent to OMB.

Budget Transfer Request - OMB reviews the request to determine what type of transfer needs to be performed and if there is sufficient funds to be transferred. Before sending a request to OMB, proper authorized signtures must be written on the request form. There are three types of Budget Transfers that each require certain action, they are:

1. Budget transfers within the same department. These are keyed into the Clerk's Finance system.
2. Any adjustments that require movement of budgeted funds between departments or from Reserves, must be approved by the BOCC, in the form of a resolution.
3. If the transfer cannot be made because of insufficient budgeted funds, a formal budget amendment is required with a properly noticed public meeting. First, OMB needs to obtain BOCC approval to advertise a budget amendment in a publicly read newspaper and to hold a public hearing. After board approval, OMB has 60 to 90 days to hold a publicly noticed BOCC meeting. Generally, these public hearings are held during a regular monthly BOCC meeting.

The revised budget must appear in a publicly read newspaper, between 2-5 days prior to the meeting.

Unanticipated Resolutions - When unbudgeted revenues are received, (for example: Grants, Donations or Court Fees, etc.) a resolution will be prepared for BOCC approval with appropriate revenue codes and expenditure accounts.

All resolutions prepared by OMB, have supporting documentation to backup the reasoning behind the budgetary change. Approval of all prepared OMB resolutions are listed on the monthly BOCC meeting agenda under one agenda item entitled, "Approval of Various Resolutions for the Transfer of Funds and Resolutions for the Receipt of Unanticipated Revenue". Unless, the resolution is a formal budget amendment that requires a public hearing.

Distinguished Budget Presentation Award

The Government Finance Officers Association of the United States and Canada (GFOA) presented an award of Distinguished Presentation to Monroe County for its annual budget for the fiscal year beginning October 1, 2023. This is the 25th consecutive year that Monroe County has received this prestigious award.

In order to receive this award, a governmental unit must publish a budget document that meets program criteria as a policy document, as an operations guide, as a financial plan, and as a communication device. The award is valid for a period of one year only. We believe our current budget continues to conform to program requirements by using GFOA recommended policies and practices. We again, will submit this document to GFOA to be reviewed by other nationwide GFOA members and they will determine if the Fiscal Year 2025 Adopted Budget Book will be eligible to receive another Distinguished Budget Presentation Award.

Finding Information About the Budget

Monroe County's budget is available in draft form any time after presentation of the tentative budget by the County Administrator to the Board of County Commissioners in July. Based on the County Administrator's recommendations, OMB produces a budget summary. Changes may be made in the **COUNTY ADMINISTRATOR'S TENTATIVE BUDGET PRIOR** to the public budget hearings in September.

In accordance with Florida law, the County also advertises a summary budget in a newspaper of general circulation prior to final adoption. After the Board of County Commissioners approves the budget in September, OMB will publish a pdf version of the final budget. Information on where detailed budget documents are available for public review, can be obtained by calling the Monroe County OMB Department at (305) 292-4473.

Budget information is also available on the internet at the County's web site **www.monroecounty-fl.gov.**

The following is the schedule for the Fiscal Year 2025 Annual Operating and Capital Budget:

MONROE COUNTY BOARD OF COUNTY COMMISSIONERS
BUDGET CALENDAR, FISCAL YEAR 2025
Adopted Timetable

Date 2024,	Day	RESPONSIBLE PARTY	REQUIRED ACTIVITY	REQUIREMENT REFERENCE
February 21,	Wednesday	Board of County Commissioners	Approval of the FY 2025 Budget Timetable. **Regular** BOCC meeting Key West	
April 15,	Monday	Senior Management Team, TDC Executive Director	OMB deadline for submission- budget requests for all Internal Service Funds, Capital and departments including TDC, GAL and Medical Examiner.	
May 10,	Friday	TDC Executive Director, State Attorney, Housing Authority, Judicial, and Health Department	Deadline for other agencies budgets to OMB.	
On or before June 1,	Saturday	Constitutional Officers	Submission of budget requests to the County Administrator.	Section 129.03(2) Florida Statutes
June 10-13,	Monday-Thursday	Human Service Advisory Board	This is the last date to receive input from the Human Service Advisory Board.	
June 25-June 28,	Tuesday-Friday		FAC 2024 Annual Conference & Exposition	
July 1,	Monday	Property Appraiser	The Property Appraiser certifies, to each taxing authority, the taxable value within the jurisdiction of the taxing authority on Form DR-420.	Section 129.03(1) Florida Statutes
July 1-31		Board of County Commissioners	The Board of County Commissioners' (BOCC) Budget Officer delivers a tentative budget to the board. No meeting required.	Section 129.03(3) Florida Statutes
July 12-15,	Friday-Monday		National Association of Counties (Naco) Annual Conference www.naco.org	
July 16,	Tuesday	Board of County Commissioners	Special Meeting for discussion of Budget. Announcement of Proposed Millage Rates and selection of dates, times and places for public hearings. Approval to advise the Property Appraiser of proposed millage rates.10 A.M. Marathon	Sections 129.03(3)(a) and 200.065(2)(b) Florida Statutes
August 4,	Sunday	Office of Management and Budget	Last day to advise the Property Appraiser of the Proposed Millage Rates, current year rolled-back rate and the date, times and place of the Tentative Budget Hearing. Certifies the completed DR-420, DR-420MMP and any additional forms and returns to the Property Appraiser.	Section 200.065(2)(b) Florida Statutes
No later than August 24,	Saturday	Property Appraiser	Property Appraiser mails out the Notice of Proposed Property Taxes to each taxpayer listed on the current year assessment roll. (TRIM Notices)	Sections 200.065(2)(b) and 200.069 Florida Statutes
September 4,	Wednesday	Board of County Commissioners	First Public Hearing Adoption of Tentative Budget and Millage Rate 5:05 P.M. Key West	Sections 129.03(3)(c), 200.065(2c) and 200.065(2)(e), Florida Statutes
September 7,	Saturday	Office of Management and Budget	Budget Ad to be published in newspaper for final budget hearing.	Section 200.065(2)(d), Florida Statutes
September 11,	Wednesday	Board of County Commissioners	Final Public Hearing (Regular BOCC meeting day) Adoption of Final Budget and Millage Rate 5:05 P.M. Key Largo	Sections 129.03(3)(c), 200.065(2)(d) and 200.065(2)(e), Florida Statutes
Following final budget adoption		Board of County Commissioners	Notify the Sheriff, in writing, of the specific action taken on the proposed fiscal year 2024-2025 budget appropriations of the Sheriff.	Section 30.49(4), Florida Statutes
September 14,	Saturday	Office of Management and Budget	Within 3 days of Final Hearing, the Resolution adopting final millage and budget to Property Appraiser, Tax Collector and the Dept. of Revenue.	FL Administrative Code 12D-17.003(f)
October 11,	Friday	Office of Management and Budget	Within 30 days of adoption of final millage and budget, submit TRIM package (DR-487) to Dept. of Revenue. Certify final millages to Property Appraiser via DR-422 and DR-422DEBT (if any debt). Post summary budget on website.	Section 129.03(3) Florida Statutes FL Administrative Code 12D-17.003(h)

GOVERNMENT FINANCE OFFICERS ASSOCIATION

Distinguished Budget Presentation Award

PRESENTED TO

Monroe County Board of County Commissioners
Florida

For the Fiscal Year Beginning

October 01, 2023

Christopher P. Morrill

Executive Director

Goals and Policies

Introduction

Monroe County's short and long-term goals and policies are developed during the budget process each year. The BOCC discusses trends, capital projects and policy priorities at public meetings held during the budget planning phase and these priorities are further refined and clarified during the budget preparation and adoption phases of the budget process in the late spring and summer of each year. The BOCC tries to strike a prudent balance between service needs and financial ability to pay for those services. Following, is discussion of the primary goals and policies adopted by the BOCC:

County-wide Long-term Goals and Policies

The County developed and received approval from the State of Florida for the *Monroe County Year 2030 Comprehensive Plan (Comp Plan)* and the *Monroe County Land Development Code.* Major goals articulated in the Comp Plan update are:

Future Land Use - Monroe County shall provide an effective and efficient balance of future anticipated growth in order to enhance the quality of life, maintain community character, economic development, ensure the safety of County residents and visitors, and protect valuable natural resources.

- Address the Permit Allocation System for new residential development, known as the Residential Rate of Growth Ordinance (ROGO) System, in light of the build-out challenges facing Monroe County (number of building permit allocations available versus the balance of privately held vacant parcels).
- Policy and land acquisition strategies to reduce the total inventory of privately owned vacant land and balance growth management, habitat protection, retirement of development rights, reduction of density & intensity, and the future build-out of the Florida Keys.
- Evaluate policies to assure non-conforming structures, that are part of the "community character" are preserved.
- Update the residential and nonresidential Permit Allocation and Point Systems to provide for additional positive points for lot aggregation, land dedication and energy/water conservation.
- Ensure that all development and redevelopment taking place does not result in a reduction of the level-of-service (LOS) requirements established and adopted by the comprehensive plan.
- With input from the business community and other stakeholders, develop an Economic Sustainability Element, which focuses upon and promotes redevelopment, considers the increasing cost of climate adaptation and the protection of property.
- Continue to implement military compatibility policies.
- Encourage working waterfront preservation and enhancement.

Conservation and Coastal Management – To promote the conservation, use, and protection of natural resources and to plan for, and where appropriate, restrict development activities where such activities would damage or destroy coastal resources; threatened and endangered species habitat; and protect human life and limit public expenditures in areas that are subject to destruction by natural disaster.

- Protect and preserve lands containing species listed under the Endangered Species Act and supporting the efforts of federal agencies, state agencies, and private non-profit conservation organizations, to acquire land for conservation purposes.
- Continue to implement the Tier System to protect upland habitat and direct growth to infill areas.
- Continue to protect native upland vegetation and marine and freshwater wetlands and, where possible, restore and enhance these habitats.
- Implement the Marina Siting Plan and notify marine facilities which do not have an on-site pumpout station, as identified through the Monroe County Marine Facility Survey or other best available data sources, of the requirement to provide an on-site pumpout station and associated signage.

- Continue to develop strategies to reduce adverse impacts on water quality and living marine resources associated with recreational boating.
- Evaluate and identify potential sites for the installation of mooring fields.
- Work with state and federal partners to improve impaired water quality in many canal systems in the Florida Keys.
- Support existing vessel discharge regulations, including the No Discharge Zone regulations of the Florida Keys National Marine Sanctuary, and encourage use and expansion of sewage pump-out facilities throughout Monroe County.
- Work cooperatively with USFWS and the FEMA to review permit applications for compliance with the Federal Endangered Species Act through the "Permit Referral Process" within the floodplain regulations.

Traffic Circulation - To provide a safe, convenient, efficient, and environmentally compatible motorized and non-motorized transportation system for the movement of people and goods in Monroe County. The Florida Department of Transportation (FDOT) is responsible for maintaining and improving U.S.1 and in Key West, South Roosevelt Boulevard/S.R.A1A. The county's Public Works/Engineering Division are responsible for maintaining and improving county roads along with planning, overseeing and administering road and bridge improvement/repair contracts.

- Incorporate the FDOT's Five Year Work Program into the Capital Improvement Schedule.
- Maintain the level of service (LOS) standard for U.S.1.
- Continue to coordinate with FDOT and municipalities in the review of the systematic traffic monitoring program to monitor traffic volumes and travel speeds of U.S. 1.
- Develop a Transportation Strategy Master Plan, incorporating an intermodal transportation system and considerations of climate change implications.

Mass Transit - To support the development of a coordinated surface transportation system for residents, visitors and transportation disadvantaged people within Monroe County.

- Continue to develop strategies to reduce trips on U.S. 1 and develop an intermodal transportation system that incorporates vehicles and alternative transportation modes such as mass transit and bicycle/pedestrian facilities.
- Encourage the provision of transit service for all visitors and residents to major trip generators.
- Continue to coordinate with the municipalities to further facilitate mass transit in the Florida Keys.

Ports, Aviation and Related Facilities - Monroe County shall provide a safe, convenient, efficient, and environmentally compatible motorized and non-motorized transportation system for the movement of people and goods in the County.

- Preserve existing airports, airstrips and related activities, and coordinate surface transportation access to existing and new public airport facilities.
- Facilitate port facilities that relieve traffic on U.S. 1 or serve as an alternative to U.S. 1 for delivering goods and services.
- Preserve and enhance existing ports and port related activities.

Housing – To adopt programs and policies to facilitate access by all current and future residents to adequate and affordable housing that is safe, decent, and structurally sound, and that meets the needs of the population based on type, tenure characteristics, unit size, and individual preferences.

- Provide guidance for the development of plans and policies to meet housing deficits and summarize existing and future housing needs.

- Continue to coordinate with the municipalities and Department of Economic Opportunity (DEO) regarding the provision of affordable housing.
- Continue to expand participation in Federal and State housing assistance programs to rehabilitate owner and rental housing for very low, low, median and moderate-income residents by seeking grants, loans, and technical assistance in conjunction with the Monroe County Housing Authority.

Potable Water - The County shall support Florida Keys Aqueduct Authority (FKAA) in the fulfillment of their statutory obligation and authority to provide for a safe, high quality and adequate supply, treatment, distribution, and conservation of potable water to meet the needs of present and future residents.

- Ensure that at the time at certificate of occupancy or its functional equivalent is issued, adequate potable water supply, treatment, and distribution facilities are available to support the development at the adopted level of service standards.
- Address the capacity issue related to fire flows with installation and maintenance of fire hydrants.
- Maintain a 10-year Water Supply Work Plan that identifies alternative water supply projects, traditional water supply projects, conservation, and reuse necessary to meet the Monroe County Unincorporated Area water supply needs, consistent with the South Florida Water Management District Lower East Coast Regional Water Supply Plan and the Florida Keys Aqueduct Authority 20-year Water System Capital Improvement Master Plan.

Solid Waste - The County shall provide for the adequate collection, disposal and resource recovery of solid waste in an environmentally sound and economically feasible manner to meet the needs of present and future County residents. The County's Solid Waste Department oversees the solid waste disposal and recovery program.

- Continue to work towards achieving a 75 percent diversion rate of the municipal solid waste stream through recycling.
- Monitor the haul out contract with Waste Management Inc. (WMI).
- Monitor contract to remove, crush and haul abandoned vehicles and vessels.
- Maintain, develop and improve the County's recycling program.

Sanitary Sewer - The County shall provide for the adequate, economically sound collection, treatment, and disposal of sewage which meets the needs of present and future residents while ensuring the protection of public health, and the maintenance and protection of ground, nearshore, and offshore water quality. The County has adopted a *Monroe County Sanitary Wastewater Master Plan.*

- Continue construction of the Cudjoe Regional Waste Water System.
- Continue to ensure compliance with wastewater treatment standards.

Drainage - Monroe County shall provide a stormwater management system, which protects real and personal properties, public health and safety, and which promotes and protects groundwater and nearshore water quality. The County has adopted a *Stormwater Master Plan*, a *Stormwater Management Ordinance* and prepared a *Manual of Stormwater Management Practices.*

- Review and update, as necessary, the County's stormwater management regulations and Stormwater Master Plan (consistent with the National Pollution Elimination Discharge System Best Practices and Low Impact
- Development principles).
- Continue to review the standards for detention and retention volumes for surface water to ensure they achieve minimum water quality standards.

Goals and Policies

Natural Groundwater Aquifer Recharge - The County shall protect the quality and quantity of water in the potable water aquifer and in the freshwater lens systems to ensure public health, conserve the public water supply, and preserve ecosystems dependent upon freshwater.

- Continue to work cooperatively with Miami-Dade County to encourage land use planning and development controls which shall protect the recharge area of the Florida City Wellfield from potential sources of groundwater contamination, saltwater intrusion and over-extraction.

Recreation and Open Space - Monroe County shall provide a recreation and open space system to conserve valuable natural resources and to provide recreational opportunities adequate to serve the present and future population of Monroe County, including residents and visitors.

- Continue to work towards making available adequate and accessible active recreation facilities at county-owned resource-based and community-based neighborhood and community parks consistent with the adopted level of service standards and the Recreational Guidelines.
- Undertake the development of a Parks and Recreation Management and Maintenance Master Plan for each existing county-owned park.
- Ensure access to publicly owned recreation and open space areas, including the handicapped and disabled.
- Continue to coordinate with State and federal entities for the potential use of State and federal lands.

Intergovernmental Coordination - The County shall promote and encourage intergovernmental coordination and collaboration between the County, the County municipalities, neighboring Miami-Dade and Collier counties, regional, state, and federal governments, providers of utility services and private entities in order to anticipate and resolve present and future concerns and conflicts.

- Continue to increase the effectiveness, efficiency, and responsiveness of government; provide for consistency in decisions and actions between various departments and agencies; and to improve citizen awareness and participation.
- Continue to maintain procedures designed to provide effective public participation and to provide real property owners with notice of all official actions which will regulate the use of their property.
- Implement policies to require community meetings to emphasize the importance of citizen participation as early as possible in the planning and development review process.

Capital Improvements - Monroe County shall provide and maintain, in a timely and efficient manner, adequate public facilities for both existing and future populations, consistent with available financial resources. The Capital Improvement Element (CIE) provides for review criteria of capital improvements, coordination with the budget, level of service standards, and concurrency management.

- Annually update the Five-Year Schedule of Capital Improvements. Propose revisions to the Schedule, including those addressing the replacement and renewal of capital facilities, which are evaluated and updated in accordance with the following considerations (not listed in order of priority):
  1. consistency with the relevant elements of the Comprehensive Plan
  2. the elimination of public hazards
  3. consider sea level rise projections as they relate to transportation and bridging projects in particular
  4. the County's need for financial expenditures for infrastructure improvements within or proximate to vulnerable areas
  5. the elimination of existing deficiencies
  6. financial feasibility including the impact on the annual operating and capital budgets
  7. the location in relation to the Future Land Use Map
  8. accommodation of the demands from redevelopment and new development

9. the consistency of the improvement relative to the plans of state agencies and the South Florida Water Management District; and
10. the availability of other revenue sources including, but not limited to, FDOT Project funding and FDOT Traffic Operations funds from District Dedicated Revenue (DDR) sources.

- Continue to schedule capital improvements necessary to correct existing deficiencies, to accommodate projected future growth, and to replace obsolete and worn-out facilities, in accordance with an adopted Capital Improvements Program.

Energy and Climate (new) - Monroe County shall coordinate with the municipalities; regional, State, and federal government agencies, nongovernmental organizations and private organizations to exchange data and develop coordinated strategies to address energy conservation and impacts from climate change.

- Encourage collaborative intergovernmental practices to reduce greenhouse gas emissions (GHGEs) by at least 20% below the 2005 levels.
- Consider climate change impacts such as increased temperatures, sea level rise, potentially shifting habitat and ecosystem types and the need to withstand increased storm surge in evaluating public infrastructure decisions.
- Consider incorporating a planning, design and permitting standard for infrastructure and public facilities that may include a sea level rise assumption of 3"-7" by 2030 as developed by the Southeast Regional Climate Compact.
- Continue to identify criteria to define adaptation action areas (AAA).
- Work cooperatively with municipalities and transportation agencies to identify and evaluate transportation strategies to address energy and climate issues.
- Continue to identify actions to promote and support increased energy efficiency measures and the proportion of electricity generated by alternative and renewable energy, including, but not limited to solar, wind, biofuels and other sources. Monroe County shall incorporate these actions into its facilities and operations as well as its fleet.

County-wide Short-term Goals and Policies

In order to achieve long-term goals, several key short-term goals and associated policies are established by the BOCC each budget year. The key short-term goals are:

- Update wastewater treatment plants at County owned facilities to comply with State DEP regulations.
- Maintain fund contingencies, reserves and fund balances forward for each of the ad valorem tax supported funds.
- Maintain and continue to strengthen the Internal Service Funds: Risk Management and Group Insurance.
- Implementation of the Monroe County 2030 Comprehensive Plan.
- Enhanced code compliance for transient rentals.
- Improve efficiency and capabilities of Building and Planning Permitting Process with new permitting software which includes Electronic Plan Review.
- Further enhance and upgrade the County's finance system, computer network and security.
- Construct/Renovate fire facilities throughout Monroe County
- Provide outstanding Fire, Life Safety & Property Protection
    - Improve ISO ratings
- Renovations for Courthouse facilities
- Design and build mooring fields in the Keys
- Improving County's cultural facilities:

- Construction of roadway improvement projects and bridges:
  - Twin Lakes
  - Stillwright Point
  - Seaview Drive Bridge
  - Harbor Drive Bridge
  - Sugarloaf Boulevard Bridge
  - Card Sound Road Tubby's Creek Bridge
  - Card Sound Road Mosquito Creek Bridge
  - Conch Key Roads SLR
- Key West International Airport and the Florida Keys Marathon International Airport projects:
  - EYW Customs Phase 3B
  - EYW Commercial Apron & Taxiway A
  - EYW West Overflow Apron Parking
  - EYW Concourse A
  - EYW Outbound Baggage System Upgrades
  - MTH Runway Relocation
  - MTH Hurricane Impact Windows
  - MTH Mitigation Site Monitoring

Long-Range Financial Planning

Monroe County's long-range financial planning efforts include the following:

- One-time capital equipment purchases, infrastructure/facility projects, or other special projects are submitted via 5-year CIP requests. All CIP requests and supporting documentation are reviewed and analyzed by the budget office and consolidated into a proposed 5-year CIP document, which is presented to the BOCC for consideration.
- Fund balances are projected for the county's capital funds by capturing five years of historical; current fiscal year; and four additional out years of budget planning data. This process provides decision makers with crucial information and helps ensure financially sound decision making.
- Continued development of the county-wide 5-year CIP, which addresses capital infrastructure and project needs.
- Prioritization of 5-year capital improvement projects and alignment with the county's strategic plan goals.
- Current priority long-range goals:
  - Roads Adaptation Plan 2020-2050.
  - Develop a Canal Masterplan to guide canal restoration projects and activities.
  - Implementation of 5-year GreenKeys Sustainability Action Plan:
    - Prepare for sea level rise
    - Water Quality
    - Stormwater
    - Allow County to be a leader throughout the country in sustainability efforts

These long-range financial planning efforts influence the county's current year budget as well as future budgets.

Financial Policies

Background

The Monroe County Board of County Commissioners ("BOCC") recognizes its responsibility to manage the tax-payers money in a financially prudent way to promote fiscal sustainability and accountability while ensuring the health, safety and welfare of the citizens. The BOCC believes that sound financial management principles require that sufficient funds be retained by the County to provide a stable financial base at all times. To retain this stable financial base, the County needs to maintain a fund balances sufficient to fund all cash flows of the County, to provide financial reserves for unanticipated expenditures and/or revenue shortfalls for an emergency nature, to provide funds for the disparity in timing between property tax collection, sales tax distributions as well as other revenues and expenditures, and to secure and maintain investment grade bond ratings.

General Financial Policy

The Operating Budget authorizing the expenditure of county funds will be adopted annually by the BOCC at the fund level.

The Budgeted expenditures and reserves of each fund including the reserve for contingencies, reserve for cash, cash carry forward, and all other purposes will equal the sum of projected beginning balances for the fiscal year and all revenues which reasonably can be expected to be received during the fiscal year. That is, the budget shall be balanced; the total estimated revenue including balances brought forward, shall equal the total of the appropriations and reserves.

The Office of Management & Budget (OMB) shall estimate 100% of all revenue reasonably anticipated from all sources, a 5% holdback for non-collection will be applied. This will be the basis for budgeted revenue (95% of anticipated receipts).

Budgetary Control Policy

Adoption and amendment of the budget during each fiscal year will be in accordance with the laws of Florida.

- Transfers among expenditures and revenue accounts may be made during the fiscal year within a cost center. All transfers must be approved by OMB or the County/Assistant County Administrator.
- The BOCC has increased the level of control for cost center (departmental) budgetary changes by requiring a County Commission resolution for cost center transfers.

Revenue Policy

The use of Ad Valorem tax revenues will be limited to the General Fund, Fine & Forfeiture Fund, General Purpose Municipal Service Taxing Unit funds, Local Road Patrol Law Enforcement District, Lower & Middle Keys Fire & Ambulance Dist.1, and Municipal Service Taxing Districts.

The use of Gas taxes will be limited to the Road & Bridge Fund for operating and capital projects as authorized by statute.

Tourist Development Tax Proceeds will be appropriated in accordance with the formula contained in the Tourist Development Tax Ordinance.

All other Sales Tax Revenue will be used as statutorily authorized.

The use of revenues that have been pledged to bondholders will conform in every respect to the bond covenants that commit those revenues.

Fee revenues will be anticipated for purposes of budget preparation conservatively using schedules that have been adopted by the Board and historical collection rates.
Cash balances remaining in any fund at year-end will stay in that fund for subsequent years.
Revenues that are reasonably expected to be unexpended and unencumbered at the end of the fiscal year

shall revert to fund balance.

Special Revenues collected for specific purpose will be used as statutorily authorized.

Impact Fee Revenue shall always be used for projects related to "growth" and not be used to correct existing deficiencies.

Capital Improvement Projects Policy

The Capital Improvement Plan (CIP) Budget showing estimated annualized costs of capital projects will be updated on an annual basis.

A capital project may not be added or deleted without approval of the Board.

An adopted capital project may not be amended or changed more than necessary to fulfill the original intent of the project. No funds may be added or deleted which change the outcome of the project without Board approval.

COMPREHENSIVE FUND BALANCE POLICIES

The Governmental Accounting Standards Board ("GASB") issued Statement No. 54, Fund balance Reporting and Governmental Fund Type Definitions ("GASB-54"). One objective of this standard was to improve, including the understandability, the usefulness of fund balance information by providing clear fund balance classifications. GASB-54 abandons the reserved, unreserved, and designated classifications of fund balance and replaced them with five classifications: non-spendable, restricted, committed, assigned, and unassigned. The requirements of this statement are effective for the BOCC's financial statements for the fiscal year ending September 30, 2011.

GASB-54 requires local governments to focus on the constraints imposed upon resources when reporting fund balance in governmental funds. The fund balance classifications indicate the level of constraints placed upon how resources can be spent and identify the sources of those constraints. The following five classifications serve to inform readers of the financial statements of the extent to which the County is bound to honor constraints on the specific purposes for which resources in a fund can be spent.

Definitions

Non-spendable Fund Balance- Fund balance reported as "non-spendable" represents fund balance that is (a) not in a spendable form such as prepaid items or (b) legally or contractually required to be maintained intact such as an endowment.

Restricted Fund Balance- Fund balance reported as "restricted" consists if amounts that can be spent only on the specific purposes stipulated by law or by the external providers of those resources.

Committed Fund Balance- Fund balance reported as "committed" are self-imposed limitations set in place prior to the end of the fiscal period. These amounts can be used only for the specific purposes determined by a formal action of the BOCC, which is the highest level of decision-making authority, and that require the same level of formal action to remove the constraint.

Assigned Fund Balance- Fund balance reported as "assigned" consists of amounts that are subject to a purpose of constraint that represents an intended use established by the BOCC or by their designated body or official. The purpose of the assignment must be narrower than the purpose of
the General Fund. Formal action is not necessary to impose, remove, or modify a constraint in Assigned Fund Balance. Additionally, this category is used to reflect the appropriation of a portion of existing fund balance to eliminate a projected deficit in the subsequent year's budget.

Unassigned Fund Balance- Fund balance reported as "unassigned" represents the residual classification of

fund balance and includes all spendable amounts not contained within the other classifications.

Policy on committing funds

In accordance with GASB-54, it is the policy of the Monroe County Board of County Commissioners ("BOCC") that fund balance amounts will be reported as "Committed Fund Balance" only after formal action and approval by BOCC. The action to constrain amounts in such a manner must occur prior to year-end; however, the actual dollar amount may be determined in the subsequent period.

For example, the BOCC may approve a motion prior to year-end to report within the year-end financial statements, if available, up to a specified dollar amount as Committed Fund balance for capital projects. The exact dollar amount to be reported as Committed Fund Balance for capital projects may not be known at the time of approval due to the annual financial audit not yet being completed. This amount can be determined at a later date when known and appropriately reported within the year-end financial statements due to the governing body approving this action before year-end.

It is the policy of the BOCC that the County may commit fund balance for any reason that is consistent with the definition of Committed Fund Balance contained within GASB-54. Examples of reasons to commit fund balance would be to display intentions to use portions of fund balance for future capital projects, stabilization funds, or to earmark special General Fund revenue streams unspent at year-end that are intended to be used for specific purposes.

After approval by the BOCC, the amount reported as Committed Fund Balance cannot be reversed without utilizing the same process required to commit the funds. Therefore, in accordance with GASB-54, it is the policy of the BOCC that funds can only be removed from the Committed Fund Balance category after motion and approval by the BOCC.

Policy on Committed General Fund Balance

The BOCC has the responsibility of responding to emergency disaster and will set a goal of $10 million dollars in disaster reserve funds to ensure adequate cash flow is available in post-disaster situations. In the event these funds fall below the set amount, an action plan to begin the replenishment to the appropriate level will be addressed in the ensuing budget year.

Policy on assigning funds

In accordance with GASB-54, funds that are intended to be used for a specific purpose but have not received the formal approval action at the governing body level may be recorded as Assigned Fund Balance. Likewise, redeploying assigned resources to an alternative use does not require formal action by the governing body. GASB-54 states that resources can be assigned by the governing body or by another internal body or person whom the governing body gives the authority to do so, such as a committee or employee of the County. Therefore, having considered the requirements to assign fund balance, it is the policy of the BOCC that the County Administrator will have the authority to assign fund balance of this organization based on intentions for use of fund balance communicated by the BOCC.

Policy on Unrestricted General Fund Balance

Unrestricted fund balance is the amount of fund balance that the BOCC has placed constraints on its use (committed or assigned fund balance) plus the fund balance that does not have any specific purpose identified for the use of those net resources (unassigned fund balance).

It is the goal of the BOCC to achieve and maintain an unrestricted General Fund balance equal to four months of budgeted expenditures. The County considers a balance of less than four months to be a cause for concern, barring unusual or deliberate circumstances, and a balance of more than six months as excessive. An amount in excess of six months is to be considered for reservation to accumulate funding for capital projects and equipment, and /or to reduce the tax levy requirements, and shall be determined in conjunction with the annual budget process. In the event that the unrestricted General Fund balance is less

than the policy anticipates, the County shall plan to adjust budgeted resources in the subsequent fiscal years to restore the balance. Appropriation from unrestricted General Fund balance shall require the approval of the BOCC and shall be only for one-time expenditures, such as capital purchases, and not for ongoing expenditures unless a viable plan designated to sustain the expenditures is simultaneously adopted.

Cash and Cash Equivalents

Cash balances for the majority of funds are pooled for investment purposes. Earnings from such investments are allocated to the respective funds based on applicable cash participation by each fund. The investment pools are managed such that all participating funds have the ability to deposit and withdraw cash as if they were demand deposit accounts and therefore all balances representing participants' equity in the investment pools are classified as cash equivalents on the Board's financial statements. For investments which are held separately from the pools, those which are highly liquid (including restricted assets), which an original or remaining maturity of 90 days or less, are considered to be cash equivalents.

Investments

Florida Statute 218.415 authorizes local governments to invest its funds pursuant to a written investment plan. The County's Investment Policy (policy) allows investment of surplus funds and the Clerk of the Court as the Chief Financial Officer acts as the County's Treasury Manager. The County invests in various conservative funds that are generally backed by the full faith and credit of the United States.

The County's Investment Policy limits credit risk by restricting authorized investments to the following: Florida Local Government Surplus Funds Trust Fund Investment Pool administered by Florida's State Board of Administration (a 2a7-like pool), direct obligations of the United States or its agencies and instrumentalities, money market mutual funds, and Intergovernmental Investment Pools authorized by the Florida Statutes. The Policy requires that investments in federal instrumentality debt be guaranteed by the full faith and credit of the U.S. Government sponsored agency, and that investments in money market mutual funds have a rating of AAAm or AAAm-G or better by Standard & Poor's (S&P) or other nationally recognized rating agency.

The Policy requires bank deposits secured as provided by Chapter 280, Florida Statutes. This law requires local governments to deposit funds only in financial institutions designated as qualified public depositories by the Chief Financial Officer of the State of Florida.

The Policy requires execution of a third-party custodial safe keeping agreement for all purchased securities, and requires that securities be held in the County's name.

The Policy limits the investment of three months of operating expenditures to twelve months. The Policy limits the investment of non-current operating funds to five years.

Long-Term Obligations

In the government-wide financial statements, and proprietary fund financial statements, long-term debt and other long-term obligations are reported as liabilities in the application governmental activities, business-type activities, or proprietary fund type statement of net assets. Bond premiums and discounts, as well as issuance costs, are deferred and amortized over the life of the bonds using the straight-line method that approximates the effective interest method. Bonds payable are reported net of the applicable bond premiums or discount. Bond issuance costs are reported as deferred charges and amortized over the term of the related debt.

Measurement Focus

All Governmental Funds and Expendable Trust Funds are accounted for using a current financial resources measurement focus. Only current assets and current liabilities generally are included on the balance sheet. Operating statements of these funds present increases and decreases in net current assets.

All Proprietary Funds are accounted for on a flow of economic resources measurement focus. All assets and all liabilities associated with the operation of these funds are included on the balance sheet. Fund equity is segregated into contributed capital and retained earnings components. Proprietary fund-type operating statements present increases and decreases in net total assets.

Basis of Accounting

Basis of accounting refers to when revenues and expenditures or expenses are recognized in the accounts and reported in the financial statements. Basis of accounting relates to the timing of the measurements made, regardless of the measurement focus applied.

All governmental funds, expendable trust, and agency funds are accounted for on the modified accrual basis of accounting. Revenues are recognized in the accounting period in which they become available and measurable. Available means collectible within the current period or soon enough thereafter to be used to pay liabilities of the current period. Expenditures are recognized in the accounting period in which the fund liability is incurred, if measurable, except for (1) unmatured interest on general long-term debt, which is recognized when due; (2) prepaid items, which are reported only on the Balance Sheet and do not affect expenditures; and (3) the long term portion of accumulated sick pay, vacation pay, and compensatory time, which is not recorded as an expenditure.

All proprietary funds are accounted for using the accrual basis of accounting. Revenues are recognized in the accounting period in which they are earned and become measurable. Expenses are recognized in the period incurred, if measurable.

Budgetary Basis

Annual budgets are prepared to be consistent with the modified accrual basis of accounting. There are certain exceptions where it is known that final expenditures will be less than the initial budget. The budget reflects the exclusion of five percent of anticipated collections of certain general revenues, in accordance with Florida Statutes. Actual revenues may exceed the budget. Since budgeted expenditures represent a ceiling, actual expenditures normally fall short of the budget. The excess revenues and under expenditures, carry forward as fund balance to the following year. For Proprietary Funds, depreciation expenses are not budgeted, but are recorded and reported for financial purposes.

All annual appropriations lapse at fiscal year-end. Under the County's budgetary process, outstanding encumbrances are reported as reservations of fund balances and do not constitute expenditures or liabilities since the commitments will be re-appropriated and honored the subsequent fiscal year.

Budgetary Control

Separate accounting systems and budgets are maintained by the Board of County Commissioners, Sheriff, Tax Collector, Property Appraiser, Supervisor of Elections, and Clerk of Courts. Florida Statutes require that the County adopt a balanced budget. Managerial budgetary control for the Board of County Commissioners is maintained at the fund, department and account level by the encumbrance of estimated purchase amounts prior to the release of purchase orders to vendors. Purchase orders, which result in an overrun of cost center balances, are not released until additional appropriations are made available. Encumbrances at fiscal year-end are canceled and, if required, are then re-encumbered in the new budget year based on allowable appropriations.

Expenditures by the Constitutional Officers who maintain separate budgets are controlled by appropriations in accordance with budget requirements set forth in Florida Statutes.

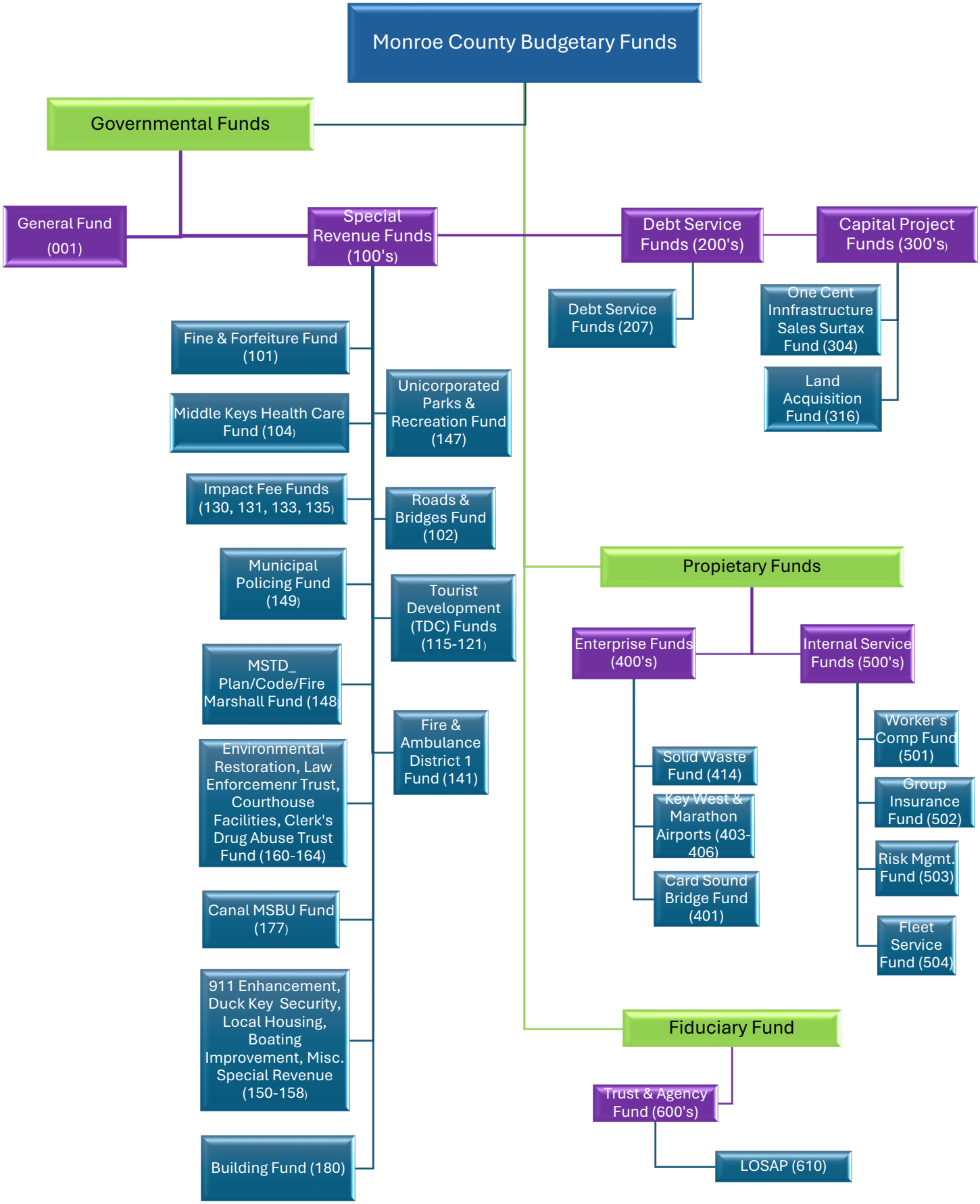
Monroe County Budgetary Funds
Governmental Funds
General Fund (001)
Special Revenue Funds (100's)
Debt Service Funds (200's)
Capital Project Funds (300's)
Debt Service Funds (207)
One Cent Innfrastructure Sales Surtax Fund (304)
Land Acquisition Fund (316)
Fine & Forfeiture Fund (101)
Middle Keys Health Care Fund (104)
Impact Fee Funds (130, 131, 133, 135)
Municipal Policing Fund (149)
MSTD_ Plan/Code/Fire Marshall Fund (148)
Environmental Restoration, Law Enforcemenr Trust, Courthouse Facilities, Clerk's Drug Abuse Trust Fund (160-164)
Canal MSBU Fund (177)
911 Enhancement, Duck Key Security, Local Housing, Boating Improvement, Misc. Special Revenue (150-158)
Building Fund (180)
Unicorporated Parks & Recreation Fund (147)
Roads & Bridges Fund (102)
Tourist Development (TDC) Funds (115-121)
Fire & Ambulance District 1 Fund (141)
Propietary Funds
Enterprise Funds (400's)
Internal Service Funds (500's)
Solid Waste Fund (414)
Key West & Marathon Airports (403-406)
Card Sound Bridge Fund (401)
Worker's Comp Fund (501)
Group Insurance Fund (502)
Risk Mgmt. Fund (503)
Fleet Service Fund (504)
Fiduciary Fund
Trust & Agency Fund (600's)
LOSAP (610)

Fund/Departmental Relationship

The following tables show the relationship between Funds and the Departments that make up the Fund, total dollar amount and percentage of each category:

Governmental			
General Fund - 001	**Special Revenue Funds 100-180**	**Debt Service Fund - 207**	**Capital Project Funds 304-316**
BOCC Administration	Trauma Star	Debt Service	County Engineering - Project Mgmt.
County Administration	Sheriff/Municipal Policing		
Budget & Finance	Facility Maint - Corrections		
Employee Services	Fire & Ambulance Central		
Information Technology	Fire Marshal		
Project Mgmt./Facilities	EMS Administration		
Fire & Rescue Coordinator/Fire Academy	County Eng.- Roads & Bridges		
Emergency Management	Road Department		
Welfare Services	Middle Keys Health Care		
Social Svcs- Transportation	Uninc. Parks & Beaches		
Bayshore Manor	Tourist Development Council		
Extension Services	Planning Dept.		
Library Services	Code Compliance		
Veteran Affairs	Environmental Res.		
Guardian Ad Litem	Building Department		
Medical Examiner	County Attorney-Planning/Code/Bldg.		
County Attorney	Marine Resources		
Tax Collector	Tax Collector		
Property Appraiser	Property Appraiser		
Judicial Admin.	Judicial Admin.		
State Attorney			
Public Defender			
Clerk of the Courts			
Supervisor of Elections			

Proprietary	
Enterprise Funds 401-414	**Internal Service Funds 501-504**
County Engineering - Card Sound Bridge	Worker's Comp
Card Sound Bridge	Group Insurance
Solid Waste	Risk Management
Marathon Airport	Fleet Management
Key West Airport	
Fire & Rescue- KW Airport	

Fiduciary
Trust & Agency Fund 610
LOSAP

General Fund	$	86,927,450
Special Revenue Funds	$	301,726,164
Debt Service Fund	$	24,008,795
Capital Project Funds	$	99,325,941
Enterprise Funds	$	139,366,892
Internal Service Funds	$	64,293,443
Trust & Agency Fund	$	65,500
Total Budget	**$**	**715,714,185**

Fund Category Percentage of Total Budget

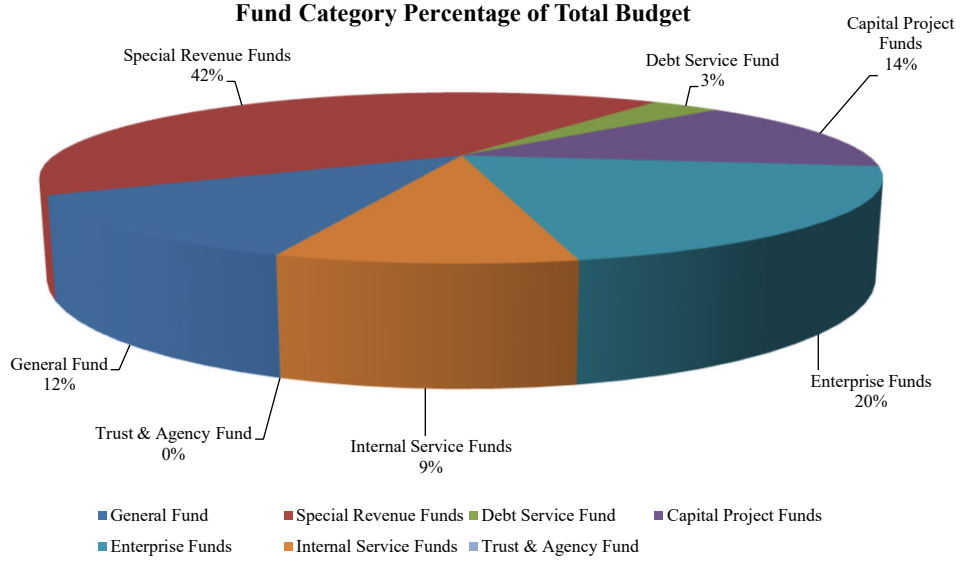

Fund Description

Major funds represent significant activities of Monroe County and include any fund whose revenues or expenditures, (excluding other financing sources such as Grants, Revenue Bonds and other uses), constitute more than 10% of the revenues or expenditures of the appropriated budget. Of the County's 61 funds, 3 funds would fall under the category of major governmental funds. The breakdown of the County's fund structure is as follows:

Major Governmental Funds

General Fund accounts for all financial resources that are not captured and accounted for in other funds. Funding sources include Ad Valorem taxes, state shared revenues, rents, inter-fund transfers and other receipts. Expenditures are used for the operation and activities of many Monroe County Departments including Facility Maintenance, Welfare Services, Libraries, Judicial Administration and other County general government functions.

Fine and Forfeiture Fund accounts for the operation and maintenance of the Sheriff's Office (Administration, Law Enforcement, Community Relations, & Corrections), Trauma Star and an unfunded State mandate to share the cost of juvenile detention. The primary revenue source is Ad Valorem taxes. Prisoner housing and Trauma Star fees make up other revenue receipts.

One Cent Infrastructure Sales Surtax Fund accounts for major Physical Environment, General Government,Culture & Recreational and Public Safety projects along with debt service for capital improvement projects and Project Management. During the last Presidential election, Monroe County voters approved to extend the Sales Tax to December 31, 2047.

Non-Major Governmental Funds

Road & Bridge Fund accounts for the operation of the Road Department and repair and maintenance of County roads and bridges. State and County fuel taxes make up the major revenue source for this fund.

Middle Keys Health Care MSTU Fund accounts for the purpose of providing indigent health care services and other essential facilities and municipal services. The revenue source is Ad Valorem taxes collected within the taxing unit.

Tourist Development Fund accounts for the operation and activities (advertising, events and brick and mortar projects) of the Tourist Development Council. Local option three-cent bed taxes are the primary revenue receipts for these funds. Funds collected in each district in the County are used in said district.

Impact Fees (Roadway, Parks, Library, Solid Waste, Police Facilities, Fire & EMS and Employee Fair Share Housing) account for capital improvements required to meet the needs of growth of new housing. Projects are BOCC approved and funded by construction permits.

MSTD-Plan/Code Compliance/Fire Marshal Fund accounts for the operation of Planning, Code Compliance and Zoning, Fire & Rescue Administration and Fire Marshal. Revenue sources include: State shared revenue, communication taxes and planning fees.

Municipal Policing covers the over and above the Sheriff's County-wide costs. This fund accounts for other Sheriff's Department services to the unincorporated areas of Monroe County and contracts with municipalities for additional law enforcement services. The primary source of revenue is Ad Valorem taxes, followed by service charges to the municipalities that are under contract.

Fund Description

911 Enhancement, **Duck Key Security, Boating Improvement, Miscellaneous Special Revenue, Environmental Restoration, Law Enforcement Trust, Courthouse Facilities and Clerk's Drug Abuse Trust** funds account for the restrictive use of fines, fees and special assessments, balanced with operations of each revenue stream.

Debt Service Fund accounts for the accumulation of resources for, and the repayment of general long term debt, interest and related costs. Revenue sources include inter-fund transfers from the One Cent Infrastructure Sales Surtax, KLWWTD ILA, Airport Revenue, Trauma Star Financing, and Waste Water Assessments. From these sources, debt payments are made on the 2016 Revenue Bonds, Cudjoe Clean Water SRF loan, Big Coppitt Clean Water SRF loan, & Trauma Star Lease Financing.

Land Acquisition Fund accounts for land acquisition in Monroe County for conservation and recreational purposes. The focus is protecting Florida's ecological systems, archaeological and historic sites, urban open space and groundwater. Revenue source is One Cent Infrastructure Sales Surtax.

Non-Major Proprietary Funds - Account for the acquisition, operation and maintenance of government facilities and services, which are entirely self-supported by user charges.

Enterprise funds included in this category are: **Card Sound Bridge, Marathon Airport, Key West International Airport and Solid Waste.** Each of these funds will charge a user, a fee for using their respective service.

Internal Service funds include **Worker's Compensation, Group Insurance, Risk Management and Fleet Services.** Each of these funds will charge each County Department or user in order to operate their respective internal service field.

Non-Major Trust and Agency Funds - Account for the assets held by the County in a trustee capacity or as an agent for individuals, private organizations, or other governmental units.

Fire & EMS LOSAP (Length of Service Award Program) Fund accounts for contributions paid by the BOCC, to fund the pension benefits for eligible volunteer Firefighters and Emergency Medical Services volunteers.

Monroe County Board of County Commissioners
Fiscal Years 2025 Proposed Fiscal Plan Fund Summary

General Fund

Fund Number: **001**

Description: The General Fund is the principal fund of the County and accounts for the receipt and expenditure of resources that are traditionally associated with local government and that are not required to be accounted for in another fund.

Appropriations by Department	FY 2025 Proposed
Animal Shelters	2,028,653
Bayshore Manor	641,195
BOCC Administrative	2,511,832
BOCC Miscellaneous	1,612,826
Budgeted Transfers	200,000
Clerk of Courts	10,046,015
County Administrator	791,071
County Attorney	2,359,695
Emergency Management	1,651,513
Employee Services - Personnel	852,675
Extension Services	316,330
Facilities Maintenance	13,323,893
Fire & Rescue Coordinator/Fire Academy	745,981
Grants Management	327,833
Guardian Ad Litem	328,901
Human Service Advisory Board Funding	2,203,226
Information Technology	3,803,672
Judicial Administration	2,450,496
Libraries	6,486,622
Medical Examiner	936,717
Office of Legislative Affairs	695,938
Office of Management & Budget	1,129,874
Office of Strategic Planning	132,218
Office of Sustainability	1,013,148
Office of Transit	771,076
Other Non-profit Funding (Not HSAB)	138,141
Parks & Recreation	175,824
Property Appraiser	6,201,186
Public Defender	510,051
Public Information Officer	195,250
Public Works Management	262,711
Purchasing	502,023
Quasi-external Services	230,000
Reserves	3,250,000
Social Service Transportation	1,388,004
State Attorney	830,117
Supervisor of Elections	2,947,589
Tax Collector	9,675,020
Veteran Affairs	1,087,752
Welfare Services	2,172,382
Total Budget	**86,927,450**

Revenue Source	FY 2025 Proposed
Taxes	51,010,935
Intergovernmental Revenue	17,185,000
Charges For Services	775,000
Fines And Forfeits	5,000
Misc. Revenues	765,000
Other Sources	17,186,515
Total Revenue	**86,927,450**

Affordable Housing Programs

Fund Number: **100**

Description: This fund accounts for revenues and expenditures of various low income housing programs. The fund is administered by the Executive Director of the Monroe County Housing Authority on behalf of Monroe County.

Appropriations by Department	FY 2025 Proposed
Housing Assistance	290,000
Reserves	27,850
Total Budget	**317,850**

Revenue Source	FY 2025 Proposed
Misc. Revenues	3,000
Other Sources	314,850
Total Revenue	**317,850**

Fine & Forfeiture Fund

Fund Number: **101**

Description: This fund accounts for the operation and maintenance of the Sheriff's Office, Detention Facility, County Court Security, Trauma Star and Juvenile Justice Detention Cost Share Program (State Mandate).

Appropriations by Department	FY 2025 Proposed
BOCC Miscellaneous	2,150,000
Budgeted Transfers	35,000
Correction Facilities	4,491,686
Emergency Medical Air Transport	11,111,542
LEEA	75,000
Monroe County Sheriff	70,973,592
Reserves	3,800,000
Total Budget	**92,636,820**

Revenue Source	FY 2025 Proposed
Taxes	79,558,598
Charges For Services	10,390,500
Fines And Forfeits	82,500
Misc. Revenues	255,000
Other Sources	2,350,222
Total Revenue	**92,636,820**

Road And Bridge Fund

Fund Number: **102**

Description: This fund accounts for the operation and capital improvements of the County's Road Department. The two major revenue sources include: State Shared Fuel Taxes, as defined and distributed by Section 9 (c), Art. XII, State Constitution and Section 206.47(6), Florida Statutues (F.S.) and Local Option Fuel Taxes, as defined and distributed by Sections 336.021 and 336.025, F.S. This fund is part of the County's Capital Improvement Plan (CIP).

Appropriations by Department	FY 2025 Proposed
Budgeted Transfers	408,919
Office of Sustainability	100,000
Reserves	1,950,000
Road Department	9,674,640
Total Budget	**12,133,559**

Revenue Source	FY 2025 Proposed
Taxes	3,025,000
Intergovernmental Revenue	3,750,000
Charges For Services	3,700
Misc. Revenues	25,000
Other Sources	5,329,859
Total Revenue	**12,133,559**

Middle Keys Health Care MSTU

Fund Number: **104**

Description: This fund accounts for expenditures related to providing indigent health care services and other essential facilities and municipal services from funds derived from taxes levied and collected within the taxing unit.

Appropriations by Department	FY 2025 Proposed
BOCC Miscellaneous	3,336,887
Property Appraiser	51,145
Tax Collector	100,172
Total Budget	**3,488,204**

Revenue Source	FY 2025 Proposed
Taxes	3,340,042
Misc. Revenues	800
Other Sources	147,362
Total Revenue	**3,488,204**

TDC District Two Penny

Fund Number: **115**

Description: To account for the expenditures of advertising, promotions, and special events of the County Tourist Development Council. Primary revenue source is a Bed Tax.

Appropriations by Department	FY 2025 Proposed
Budgeted Transfers	72,713
TDC Special Projects	946,172
TDC Two Penny Events	10,696,341
Total Budget	**11,715,226**

Revenue Source	FY 2025 Proposed
Taxes	9,762,000
Other Sources	1,953,226
Total Revenue	**11,715,226**

TDC Admin & Promo 2 Cent

Fund Number: **116**

Description: To account for the expenditures of advertising, promotions, and special events of the County Tourist Development Council. Primary revenue source is a Bed Tax.

Appropriations by Department	FY 2025 Proposed	Revenue Source	FY 2025 Proposed
Budgeted Transfers	114,278	Taxes	20,238,000
TDC Two Penny Generic	25,933,972	Other Sources	5,810,250
Total Budget	**26,048,250**	**Total Revenue**	**26,048,250**

TDC District 1 Third Cent

Fund Number: **117**

Description: To account for the Local Option Three Cent Bed Tax in District One (Key West City limits).

Appropriations by Department	FY 2025 Proposed	Revenue Source	FY 2025 Proposed
Budgeted Transfers	54,392	Taxes	14,844,000
TDC District 1 Third Penny	20,045,142	Other Sources	21,512,367
TDC District 4 Third Cent	16,256,833	**Total Revenue**	**36,356,367**
Total Budget	**36,356,367**		

TDC District 2 Third Cent

Fund Number: **118**

Description: To account for the Local Option Three Cent Bed Tax in District Two (Key West to the west end of the Seven Mile Bridge).

Appropriations by Department	FY 2025 Proposed	Revenue Source	FY 2025 Proposed
Budgeted Transfers	14,975	Taxes	2,604,000
TDC District 2 Third Cent	2,747,307	Other Sources	2,597,107
TDC District 4 Third Cent	2,438,825	**Total Revenue**	**5,201,107**
Total Budget	**5,201,107**		

TDC District 3 Third Cent

Fund Number: **119**

Description: To account for the Local Option Three Cent Bed Tax in District Three (West end of the Seven Mile Bridge to the Long Key Bridge).

Appropriations by Department	FY 2025 Proposed	Revenue Source	FY 2025 Proposed
Budgeted Transfers	13,595	Taxes	5,130,000
TDC District 3 Third Cent	8,058,513	Other Sources	10,541,912
TDC District 4 Third Cent	7,599,804	**Total Revenue**	**15,671,912**
Total Budget	**15,671,912**		

TDC District 4 Third Cent

Fund Number: **120**

Description: To account for the Local Option Three Cent Bed Tax in District Four (Long Key Bridge to Mile Maker 90.939).

Appropriations by Department	FY 2025 Proposed	Revenue Source	FY 2025 Proposed
Budgeted Transfers	13,002	Taxes	2,766,000
TDC District 4 Third Cent	8,953,069	Other Sources	6,200,071
Total Budget	**8,966,071**	**Total Revenue**	**8,966,071**

TDC District 5 Third Cent

Fund Number: **121**

Description: To account for the Local Option Three Cent Bed Tax in District Five (Mile Maker 90.940 to the Dade/Monroe County line and any mainland portions of Monroe County).

Appropriations by Department	FY 2025 Proposed
Budgeted Transfers	26,318
TDC District 4 Third Cent	4,585,161
TDC District 5 Third Cent	8,054,258
Total Budget	**12,665,737**

Revenue Source	FY 2025 Proposed
Taxes	4,656,000
Other Sources	8,009,737
Total Revenue	**12,665,737**

Governmental Fund Type Grants

Fund Number: **125**

Description: This fund is used to account for various State and Federal grants.

Appropriations by Department	FY 2025 Proposed
Office of Sustainability	414,008
Total Budget	**414,008**

Revenue Source	FY 2025 Proposed
Other Sources	414,008
Total Revenue	**414,008**

Impact Fees Fund - Roadways

Fund Number: **130**

Description: This fund accounts for roadway impact fees (Licenses & Permits) collected within the County's Impact Fee Districts. Funds are used for the capital expansion of the county's major road network system in the district from where the moneys are collected. This fund is part of the County's Capital Improvement Plan (CIP).

Appropriations by Department	FY 2025 Proposed
Impact Fees Roadways	598,515
Total Budget	**598,515**

Revenue Source	FY 2025 Proposed
Licenses And Permits	41,500
Misc. Revenues	1,000
Other Sources	556,015
Total Revenue	**598,515**

Impact Fees Fund - Parks & Recreation

Fund Number: **131**

Description: This fund accounts for park impact fees (License & Permits) collected within the County's Impact Fee Districts. Funds are used for the capital expansion of the county's community park facilities in the subdistrict from which the moneys have been collected. This fund is part of the County's Capital Improvement Plan (CIP).

Appropriations by Department	FY 2025 Proposed
Impact Fees Parks & Recreation	647,270
Total Budget	**647,270**

Revenue Source	FY 2025 Proposed
Licenses And Permits	21,000
Other Sources	626,270
Total Revenue	**647,270**

Impact Fees Fund - Solid Waste

Fund Number: **133**

Description: This fund accounts for solid waste impact fees collected within the County's Impact Fee Districts. The funds can be used for the purpose of construction and expansion of solid waste facilities in Monroe County and also the purchase of new incinerators and equipment. This fund is part of the County's Capital Improvement Plan (CIP).

Appropriations by Department	FY 2025 Proposed
Impact Fees Solid Waste	137,615
Total Budget	**137,615**

Revenue Source	FY 2025 Proposed
Other Sources	137,615
Total Revenue	**137,615**

Impact Fees Fund - Fire & EMS

Fund Number: **135**

Description: This fund accounts for fire facility impact fees collected within the County's Impact Fee Districts. Funds can be used for the capital expansion of the County's fire facilities including wells and hydrants. This fund is part of the County's Capital Improvement Plan (CIP).

Appropriations by Department	FY 2025 Proposed
Impact Fees Fire & EMS	184,490
Total Budget	**184,490**

Revenue Source	FY 2025 Proposed
Licenses And Permits	6,200
Other Sources	178,290
Total Revenue	**184,490**

Fire & Ambulance, District #1 - Lower and Middle Keys

Fund Number: **141**

Description: This fund accounts for revenues and expenditures related to District One Fire and Ambulance services.

Appropriations by Department	FY 2025 Proposed
Budgeted Transfers	1,173,110
Fire & Rescue Central	17,460,660
Property Appraiser	268,290
Reserves	1,100,000
Tax Collector	536,838
Total Budget	**20,538,898**

Revenue Source	FY 2025 Proposed
Taxes	17,904,577
Intergovernmental Revenue	35,000
Charges For Services	1,000,000
Misc. Revenues	85,000
Other Sources	1,514,321
Total Revenue	**20,538,898**

Unincorporated Svc District - Parks & Recreation

Fund Number: **147**

Description: This fund accounts for unincorporated parks and recreation operations.

Appropriations by Department	FY 2025 Proposed
Budgeted Transfers	331,776
Parks & Recreation	4,989,074
Reserves	250,000
Tax Collector	106,385
Total Budget	**5,677,235**

Revenue Source	FY 2025 Proposed
Taxes	3,547,165
Intergovernmental Revenue	1,280,000
Charges For Services	100,000
Misc. Revenues	17,500
Other Sources	732,570
Total Revenue	**5,677,235**

Unincorporated Svc District - Planning, Building, and Zoning

Fund Number: **148**

Description: This fund accounts for revenue and expenditures related to unincorporated planning, code compliance, zoning, fire and rescue administration and Fire Marshal. Taxes listed here are Local Communication Service taxes. No Ad Valorem taxes were levied in this fund.

Appropriations by Department	FY 2025 Proposed
Code Compliance	2,382,925
County Attorney	1,206,969
Environmental Resources	1,162,240
Fire & Rescue Coordinator/Fire Academy	2,167,533
Fire Marshal	996,003
Planning Commission	88,225
Planning Department	3,562,660
Planning Refunds	25,000
Property Appraiser	60,634
Reserves	700,000
Total Budget	**12,352,189**

Revenue Source	FY 2025 Proposed
Taxes	880,951
Intergovernmental Revenue	3,360,000
Charges For Services	3,351,500
Fines And Forfeits	1,400,000
Misc. Revenues	50,000
Other Sources	3,309,738
Total Revenue	**12,352,189**

Municipal Policing

Fund Number: **149**

Description: This fund accounts for Sheriff's Office operation for services to unincorporated Monroe County and contracts with municipalities (Marathon, Islamorada, & Layton) for additional services, over and above the Sheriff's Countywide costs.

Appropriations by Department	FY 2025 Proposed
Budgeted Transfers	14,338
Monroe County Sheriff	11,980,293
Property Appraiser	107,114
Reserves	1,000,000
Tax Collector	198,660
Total Budget	**13,300,405**

Revenue Source	FY 2025 Proposed
Taxes	6,626,976
Charges For Services	5,758,081
Misc. Revenues	40,000
Other Sources	875,348
Total Revenue	**13,300,405**

911 Enhancement Fee

Fund Number: **150**

Description: This fund accounts for fees levied for the 911 emergency phone system.

Appropriations by Department	FY 2025 Proposed
Communications	600,300
Total Budget	**600,300**

Revenue Source	FY 2025 Proposed
Charges For Services	600,000
Misc. Revenues	300
Total Revenue	**600,300**

Duck Key Security District

Fund Number: **152**

Description: To account for the revenues and expenditures in providing security services for the Duck Key District. Special assessment revenues (Licenses & Permits) are collected from Duck Key property owners as pursuant to Florida Statute 125.01(q)(1) and codified by Monroe County Ordinance 005-1992.

Appropriations by Department	FY 2025 Proposed
BOCC Miscellaneous	115,000
Reserves	45,000
Tax Collector	1,100
Total Budget	**161,100**

Revenue Source	FY 2025 Proposed
Licenses And Permits	119,459
Misc. Revenues	500
Other Sources	41,141
Total Revenue	**161,100**

Local Housing Assistance Trust Fund

Fund Number: **153**

Description: This program is funded by an increase in the documentary stamps, as approved by the State Legislature in the Affordable Housing Act. The revenue available to Monroe County is administered by the Director of Social Services through the State Housing Initiatives Partnership Program (SHIP).

Appropriations by Department	FY 2025 Proposed
Housing Assistance	3,235,927
Total Budget	**3,235,927**

Revenue Source	FY 2025 Proposed
Intergovernmental Revenue	475,000
Misc. Revenues	185,000
Other Sources	2,575,927
Total Revenue	**3,235,927**

Affordable Housing Initiatives

Fund Number: **155**

Description: To account for the revenues and expenditures related to affordable housing initiatives. The Monroe County Land Development Code Section 139-1(h) allows for a trust fund to be established and maintained with funds earmarked for the purpose of furthering affordable housing initiatives in municipalities and unincorporated areas of the county

Appropriations by Department	FY 2025 Proposed
Planning Department	78,578
Total Budget	**78,578**

Revenue Source	FY 2025 Proposed
Other Sources	78,578
Total Revenue	**78,578**

Boating Improvement Fund (BIF)

Fund Number: **157**

Description: To account for revenues and expenditures providing boating-related activities, for removal of vessels and floating structures deemed a hazard to public safety and health, and for manatee and marine mammal protection and recovery. An annual vessel registration fee is collected as authorized by Florida Statute 328.66 and Monroe County Ordinance 034-2002.

Appropriations by Department	FY 2025 Proposed
Marine Resources	1,160,211
Reserves	475,000
Total Budget	**1,635,211**

Revenue Source	FY 2025 Proposed
Charges For Services	680,000
Misc. Revenues	2,000
Other Sources	953,211
Total Revenue	**1,635,211**

Miscellaneous Special Revenue Fund

Fund Number: **158**

Description: To account for revenues and expenditures earmarked for specific purposes. Included are funds to be used exclusively for court-related and court technology needs as defined in Section 29.008(1)(f)2 and (h), F.S. for the state trial courts, state attorney, public defender, and criminal conflict and civil regional counsel in the county. These funds are collected pursuant to Section 28.24 (12)(e)1, of the Florida Statutes. Traffic Education Funds are collected pursuant to County Ordinance 21-2002.

Appropriations by Department	FY 2025 Proposed
BOCC Administrative	171,152
BOCC Miscellaneous	93,000
Budgeted Transfers	646,267
Building Department	70,000
Communications	140,000
Court Technology Fund	132,066
Environmental Resources	48,800
Judicial Administration	26,900
Libraries	30,000
Monroe County Sheriff	90,000
Office of Sustainability	56,715
Parks & Recreation	26,300
Public Defender	146,000
Reserves	1,252,117
State Attorney	190,000
Welfare Services	1,557
Total Budget	**3,120,874**

Revenue Source	FY 2025 Proposed
Other Sources	3,120,874
Total Revenue	**3,120,874**

Environmental Restoration Fund

Fund Number: **160**

Description: This fund accounts for expenditures related to habitat restoration and improvement purposes set forth in the Monroe County Comprehensive Plan and Land Development Regulations. Revenues are collected as part of a mitigation penalty as imposed by Monroe County Resolution #345A-1999.

Appropriations by Department	FY 2025 Proposed	Revenue Source	FY 2025 Proposed
Environmental Resources	1,414,491	Fines And Forfeits	650,000
Parks & Recreation	11,483	Misc. Revenues	5,000
Reserves	250,000	Other Sources	1,020,974
Total Budget	**1,675,974**	**Total Revenue**	**1,675,974**

Law Enforcement Trust (600)

Fund Number: **162**

Description: To account for the funds used for the purpose of training police officers and supporting personnel in the prevention, investigation, detection, and identification of crime. Law Enforcement Trust Funds (LETF) revenues are authorized by Florida Statutes 775.083 and 893.135.

Appropriations by Department	FY 2025 Proposed	Revenue Source	FY 2025 Proposed
Law Enforcement Trust	4,199,666	Misc. Revenues	25,000
Reserves	23,750	Other Sources	4,198,416
Total Budget	**4,223,416**	**Total Revenue**	**4,223,416**

Court Facilities Fees Trust (602)

Fund Number: **163**

Description: To account for revenues collected upon the institution of any civil action, suit or proceeding to be used exclusively in providing and maintaining existing and future courthouse facilities that are used for Circuit and County Court systems.

Appropriations by Department	FY 2025 Proposed	Revenue Source	FY 2025 Proposed
Judicial Administration	349,085	Charges For Services	450,000
Reserves	95,000	Misc. Revenues	1,000
Total Budget	**444,085**	Other Sources	-6,915
		Total Revenue	**444,085**

Clerk's Drug Abuse Trust (603)

Fund Number: **164**

Description: To account for assessments collected for drug abuse programs and to disburse assistance grants for drug abuse treatment and/or educational programs which meet the standards for qualification of such programs by the Department of Health and Rehabilitative Services.

Appropriations by Department	FY 2025 Proposed	Revenue Source	FY 2025 Proposed
BOCC Miscellaneous	55,000	Charges For Services	30,000
Reserves	10,000	Misc. Revenues	1,000
Total Budget	**65,000**	Other Sources	34,000
		Total Revenue	**65,000**

Canal Special Assessments

Fund Number: **177**

Description: This taxing unit was created to provide the maintenance of local improvements for Canal #266 in Big Pine Key. The fund has been expanded to provide maintenance for additional canals.

Appropriations by Department	FY 2025 Proposed
Canals	168,000
Reserves	25,000
Tax Collector	1,048
Total Budget	**194,048**

Revenue Source	FY 2025 Proposed
Misc. Revenues	120,000
Other Sources	74,048
Total Revenue	**194,048**

Building Fund

Fund Number: **180**

Description: This fund is used to account for Building Department operations related to restricted building fee revenues.

Appropriations by Department	FY 2025 Proposed
Budgeted Transfers	538,659
Building Department	6,470,657
Building Refunds	80,000
County Attorney	50,607
Reserves	100,000
Total Budget	**7,239,923**

Revenue Source	FY 2025 Proposed
Licenses And Permits	5,520,000
Charges For Services	120,000
Misc. Revenues	50,000
Other Sources	1,549,923
Total Revenue	**7,239,923**

Debt Service Fund

Fund Number: **207**

Description: To account for accumulation of resources for, and payment of, interest and principal on long-term debt.

Appropriations by Department	FY 2025 Proposed
2003 Revenue Bond	23,008,795
Reserves	1,000,000
Total Budget	**24,008,795**

Revenue Source	FY 2025 Proposed
Misc. Revenues	15,000
Other Sources	23,993,795
Total Revenue	**24,008,795**

One Cent Infrastructure Surtax

Fund Number: **304**

Description: The One Cent Infrastructure Sales Tax Fund accounts for capital improvement projects funded by the Infrastructure Surtax (also called the One Cent Local Option Sales Tax) revenue. This local sales tax is defined by Sections 212.054-.055 of the Florida Statutes.

Appropriations by Department	FY 2025 Proposed
Budgeted Transfers	22,627,626
Culture & Recreation Capital Projects	840,050
Economic Environment Capital Projects	2,303,000
General Gov Cap Projects	1,895,472
Other Capital Projects	2,921,950
Physical Environment Projects	100,000
Public Safety Capital Projects	46,436,995
Public Works Management	4,193,673
Reserves	4,000,000
Transportation Capital Projects	12,852,101
Total Budget	**98,170,867**

Revenue Source	FY 2025 Proposed
Taxes	31,500,000
Licenses And Permits	2,685,400
Misc. Revenues	50,000
Other Sources	63,935,467
Total Revenue	**98,170,867**

Land Acquisition

Fund Number: **316**

Description: This fund accounts for the revenues and expenditures related to Land Acquisition.

Appropriations by Department	FY 2025 Proposed	Revenue Source	FY 2025 Proposed
Physical Environment Projects	1,005,074	Misc. Revenues	5,000
Reserves	150,000	Other Sources	1,150,074
Total Budget	**1,155,074**	**Total Revenue**	**1,155,074**

Card Sound Bridge

Fund Number: **401**

Description: This fund accounts for the revenue and expenditures related to operations of the Card Sound toll bridge. Collection of tolls was imposed by Monroe County Resolution #54A-1967.

Appropriations by Department	FY 2025 Proposed	Revenue Source	FY 2025 Proposed
Budgeted Transfers	79,776	Charges For Services	2,500,000
Card Sound Road	836,934	Misc. Revenues	10,000
County Engineering General	197,144	Other Sources	5,922,236
Reserves	500,000	**Total Revenue**	**8,432,236**
Road Department	6,818,382		
Total Budget	**8,432,236**		

Marathon Airport

Fund Number: **403**

Description: This fund accounts for the revenue and expenditures related to the operations of the Marathon Airport.

Appropriations by Department	FY 2025 Proposed	Revenue Source	FY 2025 Proposed
Budgeted Transfers	137,385	Charges For Services	1,450,000
Marathon Airport	3,514,192	Misc. Revenues	50,000
Reserves	210,000	Other Sources	2,361,577
Total Budget	**3,861,577**	**Total Revenue**	**3,861,577**

Key West International Airport

Fund Number: **404**

Description: This fund accounts for the revenue and expenditures related to the operations of the Key West Airport.

Appropriations by Department	FY 2025 Proposed	Revenue Source	FY 2025 Proposed
Budgeted Transfers	5,477,280	Charges For Services	13,610,000
Fire & Rescue Key West Airport	2,413,583	Misc. Revenues	50,000
Key West Airport	27,224,695	Other Sources	21,530,558
Reserves	75,000	**Total Revenue**	**35,190,558**
Total Budget	**35,190,558**		

General Airport Revenue Bond

Fund Number: **405**

Description: This fund is used to account for the Principal, Interest and Other Debt Service Costs of The Airport Terminal Project

Appropriations by Department	FY 2025 Proposed	Revenue Source	FY 2025 Proposed
Key West Airport	36,711,000	Misc. Revenues	500,000
Key West Airport Debt Service - Interest & Other Debt Costs	2,691,000	Other Sources	41,766,750
		Total Revenue	**42,266,750**
Reserves	2,864,750		
Total Budget	**42,266,750**		

PFC & Oper Restrictions

Fund Number: **406**

Description: This fund accounts for all PFC (Passenger Facility Charge) funded projects & demonstrates compliance with the bond issue covenants for the KWIA (Key West International Airport).

Appropriations by Department	FY 2025 Proposed
Budgeted Transfers	7,297,463
PFC	5,000,000
Reserves	300,000
Total Budget	**12,597,463**

Revenue Source	FY 2025 Proposed
Charges For Services	2,000,000
Misc. Revenues	75,000
Other Sources	10,522,463
Total Revenue	**12,597,463**

MSD Solid Waste Management

Fund Number: **414**

Description: This fund is restricted in use to collection, disposal, and recycling of solid waste. The primary funding sources are annual assessments charged to home owners and businesses, franchise fees and tipping scale fees.

Appropriations by Department	FY 2025 Proposed
Budgeted Transfers	235,202
Reserves	3,500,000
Solid Waste	33,283,106
Total Budget	**37,018,308**

Revenue Source	FY 2025 Proposed
Licenses And Permits	600,000
Charges For Services	27,835,016
Misc. Revenues	160,000
Other Sources	8,423,292
Total Revenue	**37,018,308**

Worker's Compensation

Fund Number: **501**

Description: The Worker's Compensation Fund accounts for the operation of the County's worker's compensation program. Fund revenues are generated through internal charges to departments.

Appropriations by Department	FY 2025 Proposed
Budgeted Transfers	69,064
Employee Services - Loss Control	124,025
Employee Services - Worker's Comp	5,332,737
Reserves	225,000
Total Budget	**5,750,826**

Revenue Source	FY 2025 Proposed
Charges For Services	2,432,033
Misc. Revenues	270,000
Other Sources	3,048,793
Total Revenue	**5,750,826**

Group Insurance Fund

Fund Number: **502**

Description: The Group Insurance Fund accounts for the operation of the County's self insured group insurance program. Fund revenues are generated through internal charges to departments based upon the number of employees covered under the insurance program. Starting January 1, 2015, all BOCC employees hired prior to May 1, 2012 will start to pay $25/month for their health insurance. Those hired after May 1, 2012, will continue to contribute $50/month.

Appropriations by Department	FY 2025 Proposed
Budgeted Transfers	127,936
Employee Services - Group Insurance	34,097,464
Reserves	4,750,000
Total Budget	**38,975,400**

Revenue Source	FY 2025 Proposed
Charges For Services	22,910,674
Misc. Revenues	1,150,000
Other Sources	14,914,726
Total Revenue	**38,975,400**

Risk Management Fund

Fund Number: **503**

Description: The Risk Management Fund accounts for the operation of the County's risk management program. Fund revenues are generated through internal charges to departments.

Appropriations by Department	FY 2025 Proposed	Revenue Source	FY 2025 Proposed
County Attorney - Risk Mgmt.	11,351,579	Charges For Services	8,923,226
Employee Services - Loss Control	1,107,159	Misc. Revenues	50,000
Reserves	1,500,000	Other Sources	4,985,512
Total Budget	**13,958,738**	**Total Revenue**	**13,958,738**

Fleet Management Fund

Fund Number: **504**

Description: The Central Services Fund accounts for the operation of the County's Fleet Management program. Fund revenues are generated through internal charges to user departments for fuel usage and annual vehicle maintenance.

Appropriations by Department	FY 2025 Proposed	Revenue Source	FY 2025 Proposed
Budgeted Transfers	529,439	Charges For Services	5,286,389
Fleet Management	4,729,040	Misc. Revenues	10,000
Reserves	350,000	Other Sources	312,090
Total Budget	**5,608,479**	**Total Revenue**	**5,608,479**

Fire & EMS LOSAP Trust Fund

Fund Number: **610**

Description: To account for contributions paid by the BOCC, to fund the pension benefits for eligible volunteer Firefighters and Emergency Medical Services volunteers (also called the Fire and EMS Pension Trust Fund). LOSAP is an acronym for Length Of Service Award Program and was implemented on June 21, 1999 by Monroe County Ordinance #026-1999.

Appropriations by Department	FY 2025 Proposed	Revenue Source	FY 2025 Proposed
LOSAP	48,000	Misc. Revenues	28,000
Reserves	17,500	Other Sources	37,500
Total Budget	**65,500**	**Total Revenue**	**65,500**

Revenue Sources and Trends

While property taxes are used to finance a variety of services, other County revenues are linked to specific programs; solid waste assessments finance the waste disposal programs, gasoline taxes finance public transportation, roadway construction and maintenance, and impact fees finance capital improvements related to transportation, parks, police, fire and solid waste programs. The use of standard definitions is mandated by Florida Statute Section 218.33 and ensures consistency among the various financial reports.

Taxes - Charges levied by the County, including ad valorem taxes net of discounts, penalties and interest. This category includes sales, gas taxes, and local tourist taxes, which are estimated based on State supplied forecasts.

Revenue: Property Taxes
Description: Revenue derived from taxes levied on all real and personal property located in Monroe County
Legal Authority: Florida Statute, Chapter 200.
Fees: See "Ad Valorem Millage Summary."
Constraints: F.S. Section 200.081 states: "No municipality shall levy ad valorem taxes against real properties and tangible personal properties and tangible personal property in excess of 10 mills, except for voted levies."

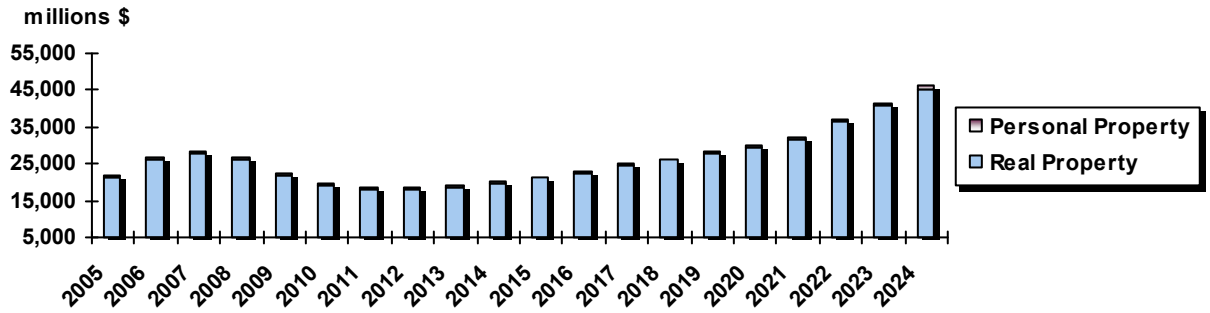

Based on the 2024 July 1st Certification Tax Roll values the County-Wide taxable values are as follows:

Homesteaded taxable value (majority of these are residential properties)	**$ 9.21 Billion**
Non-Homesteaded residential properties taxable value	**$ 26.79 Billion**
Commercial properties	**$ 7.94 Billion**
Vacant land taxable value	**$ 1.64 Billion**
	$ 45.58 Billion

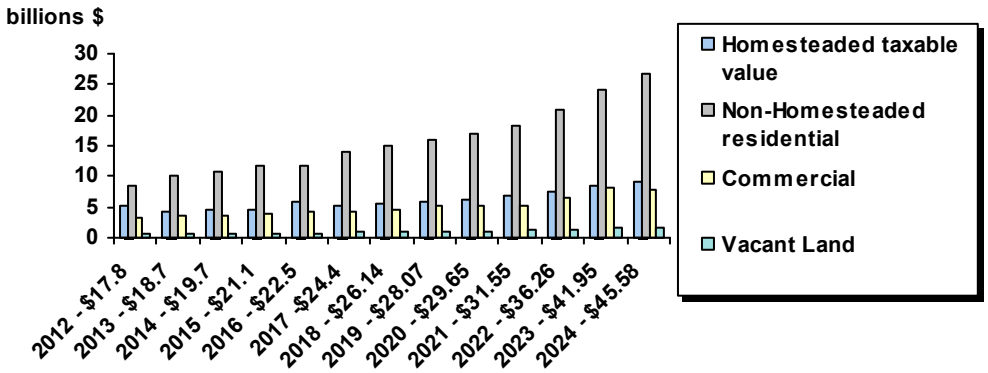

Revenue Sources and Trends

Revenue: Local Government Infrastructure Surtax
Fund/Account Number: 304/RC_00008
Description: The Infrastructure Surtax may be levied countywide, with referendum approval, by the governing board of the county or the governing bodies of municipalities representing a majority of the county population.
Legal Authority: Florida Statute, Chapter 212.055 (2), Monroe County Code of Ordinances Chapter 23, Article IV, Section 23-142 to 147.
Fees: One percent sales tax.
Restrictions: The voters in Monroe County approved to extend the infrastructure sales surtax from 2018 to 2033. These revenues can be used to finance, plan, and construct infrastructure and to acquire land for public recreation or conservation or protection of natural resources. In addition, Monroe County may use up to 10% of these proceeds for any public purpose provided the debt service obligations are met; the County's comprehensive plan is in compliance with the Growth Management Act; and the County adopted an amendment to the ordinance levying the surtax.
History/Trends: For 5 years (2004 to early 2008), the County's share increased before the downturn of the national economy in late 2008. Revenue collection has increased since 2009 and we anticipate that it will continue with slight fluctuations based on our local economy. Receipts for FY20 were the lowest since FY14 with a total collection of $19.86M. Annual revenue then increased in FY21, and again in FY22 which had the highest annual collection at $34.4M. However, revenue for FY23 saw a decrease from FY22 ending at $32.7M.
Forecast: We have seen a leveling out of sales tax revenue over the past year. At this time, OMB is estimating that the FY2024 revenue will be approximately $31.9M and FY2025 will be slightly less at $31.5M.

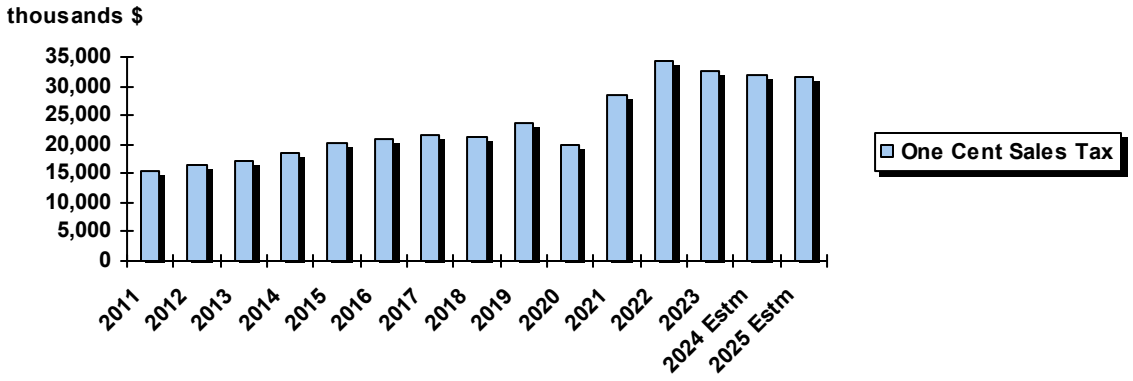

Revenue: Constitutional Gas Tax
Fund/Account Number: 102/RC_00074 and 102/RC_00075
Description: The two cents per gallon tax is placed on motor fuel is collected by the Florida State Department of Revenue (DOR) and is transferred to the State Board of Administration (SBA) for monthly disbursements. The allocation formula is based on the geographic area, population, and a collection component. This factor is then calculated annually for each county in the form of weighted county-to-state ratios. To determine each county's monthly distribution, the monthly statewide tax receipts are multiplied by each county's distribution factor.
Legal Authority: Florida Constitution Article XII, section 9(c) (4), Florida Statutes 206.41 and 206.47.
Restrictions: Besides meeting debt service obligations, this tax can be used for the acquisition, construction, and maintenance of roads.
History/Trends: Prior to 2014, the State Shared Gas Tax had been declining each year. In 2014, the distribution factor was increased due to the collection component and therefore, which then resulted in an increase in revenue. The history of the distribution factor is: FY11-1.20%, FY12-1.19%, FY13-1.17%, FY14-1.19%, FY15-1.17%, FY16-1.18%, FY17-1.18%, FY18-1.18%, FY19-1.18%; FY20-1.16%; FY21-1.16%; FY22-1.16%; FY23-1.19%; FY24-1.18%
Forecast:. The State of Florida is estimating $2.7M for FY2024. As of June 2024, State estimates are not yet available for FY2025. OMB is estimating total revenue for FY2024 to be $2.69M and $2.65M for FY2025.

Revenue Sources and Trends

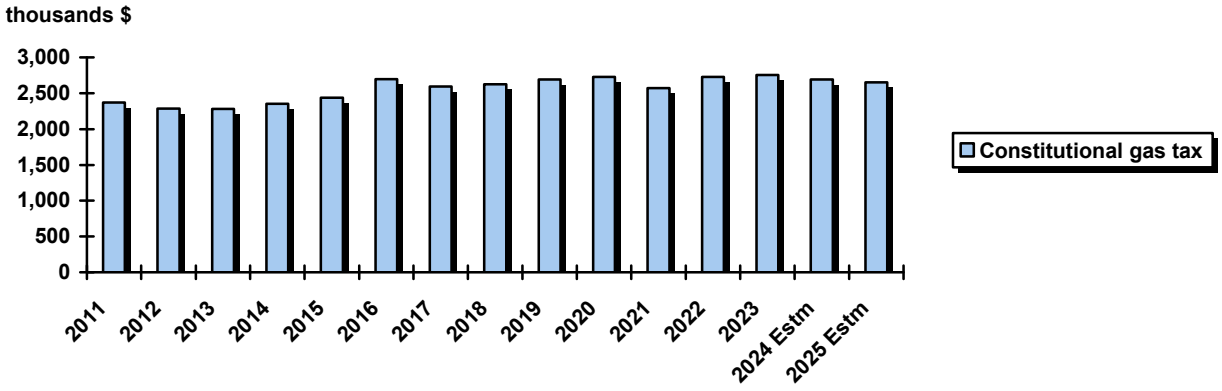

Revenue: County Fuel Tax
Fund/Account Number: 102/RC_00073
Description: The Florida Legislature has levied a one cent per gallon tax on motor fuel for distribution to county governments pursuant to the same formula used to distribute the Constitutional Gas Tax.
Legal Authority: Florida Statute, Chapter 206.60(6).
Restrictions: The funds from this tax can be used by counties for transportation related expenses, including the reduction of bond debt incurred for transportation purposes.
History/Trends: From 2006-2012, this State Shared Gas Tax had been decreasing. In 2013 it started to increase, and just like the Constitutional Gas, we estimate a similar trend for 2024.
Forecast: The distribution formula is the same as the Constitutional Gas Tax, therefore we are projecting a slight reduction in revenue for FY25. The state is estimating $1.20M for FY24. OMB is estimating slightly less at $1.1M for FY2024 and $1.1M for FY2025.

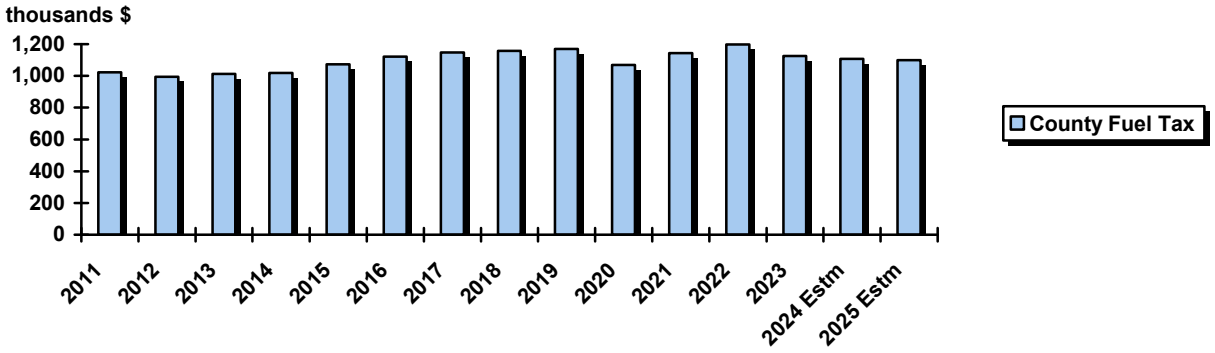

Since the two above state shared revenues have a state-to-county weight distribution rate with a collection component, the graph below shows the certified taxable gallons as reported by Florida Department of Revenue for July to June.

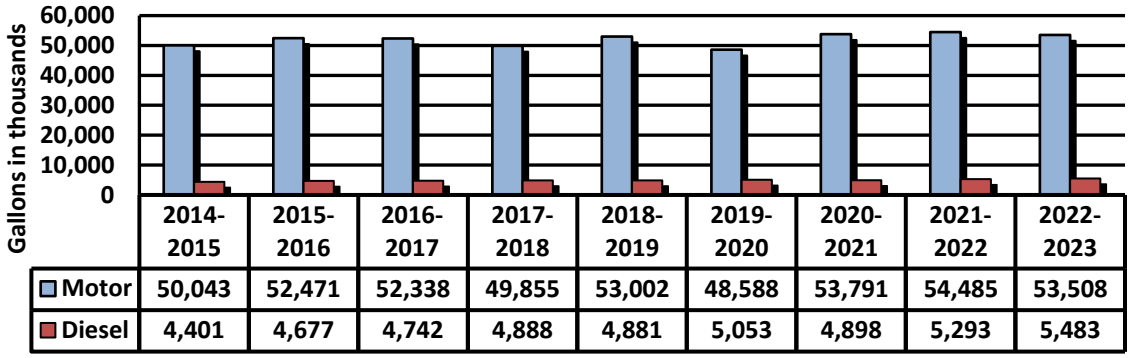

	2014-2015	2015-2016	2016-2017	2017-2018	2018-2019	2019-2020	2020-2021	2021-2022	2022-2023
Motor	50,043	52,471	52,338	49,855	53,002	48,588	53,791	54,485	53,508
Diesel	4,401	4,677	4,742	4,888	4,881	5,053	4,898	5,293	5,483

Revenue Sources and Trends

Revenue: Local Option and Ninth-Cent Fuel Taxes
Fund/Account Number: 102/RC_00007 and 102/RC_00006
Description: In addition to the two-cent constitutional gas tax and the one cent County Gas Tax, counties may impose up to 12 cents of local option fuel taxes in the form of three separate levies. The first is a tax of 1 cent on every net gallon of motor and diesel fuel sold within the county. This is known as the "Ninth" cent fuel tax. The second is a tax of 1 to 6 cents on every net gallon of motor and diesel fuel sold within the county. The third tax is a 1 to 5 cents levy upon every net gallon of motor fuel sold within the county. The third tax is not subject to diesel fuel. Monroe County now levies twelve of the twelve cents on motor fuel and seven of the seven cents on diesel fuel. Monthly distribution on motor fuel is based on reports from terminal suppliers, wholesalers, and importers as the destination of the gallons distributed for retail sale or use. Taxes on diesel are distributed according to Florida Statute proceeds.
Legal Authority: Florida Statute, Chapters 336.025 (1) (a), 336.025 (1) (b), 336.021 (1) (d) and 336.021 respectively and the Monroe County Code of Ordinances Chapter 23, Article VII.
Restrictions: The statutorily authorized uses of the three taxes differ, as do the methods of imposition and the requirement that the revenue be shared with municipalities. The Ninth Cent and 1 to 6 cents taxes may be used to fund transportation expenditures. In addition to transportation expenditures, the 1 to 5 cents can be used to meet the requirements of the capital improvements element of an adopted local government comprehensive plan.
History/Trends: During 2004-2009, the Local Option and Ninth-Cent Fuel Taxes were decreasing. The Monroe County Board of Commissioners voted to raise the tax rate an additional 1 cent to motor fuel on the Ninth-Cent Fuel Tax and an additional 3 cents to the Local Option Fuel Tax. This gas tax increase came into effect on January 1, 2010. We experienced an increase in revenues until 2013, which had a slight decrease, but we continued to show an increase in the following years. In 2018, revenues were slightly down due to Hurricane Irma.
Forecast: As the economy returns to pre-Covid levels, we are anticipating a slight reduction in revenues from FY2024.

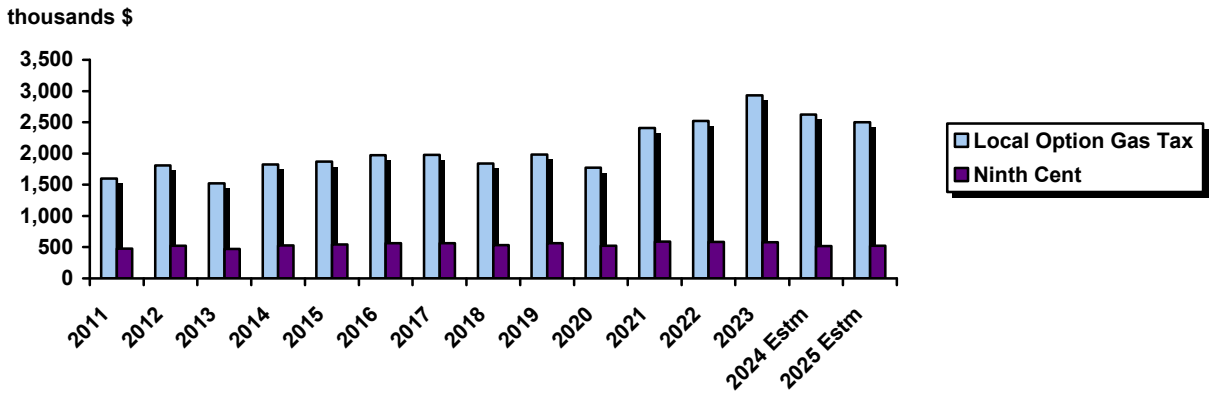

Revenue: Tourist Development Taxes
Funds/Account Number: 115,116,117,118,119,120,121/RC_00003 and 117,118,119,120,121/RC_00004
Description: After being suggested by the Tourist Development Council, whose members are appointed by the BOCC, the initial tourist development tax received referendum approval prior to imposition. Subject to a 1%, 2%, or 3% tax are most rents, leases, or sublets, which have been contracted for periods of six months or less, or living accommodations in hotels, motels, apartment houses, rooming houses, mobile home parks, and the like. The taxes are collected and administered by the Florida Department of Revenue.
Legal Authority: Florida Statute, Chapters 125.0104 (3) (c), 125.0104 (3) (d), 125.0104 (n). Monroe County Code of Ordinances Chapter 23, Article V.
Restrictions: The revenue must generally be used to promote tourism, to build convention and tourist bureaus, and to finance beach improvements. Smaller counties may also use the revenue to build and upgrade fishing piers, museums, parks, and nature centers.
History/Trends: Bed tax revenues collected have seen annual increases most years with the notable exception of the national economic downturn in late 2008. In 2015, we saw a significant increase with hotels reopening in early 2015. For 2016 and 2017 the revenue remained steady. Our 2018 revenue decreased by 10% from the impact of Hurricane Irma on our tourism revenues. Revenue decreased significantly in FY20 due to COVID-19. However, revenues returned in FY21 & FY22 with historically high annual collections. FY23 revenue saw a slight decrease from FY22 at $61.4M.
Forecast: OMB is estimating that revenue collections will remain relatively flat at $60.5M for FY24 & $60M for FY2025.

Revenue Sources and Trends

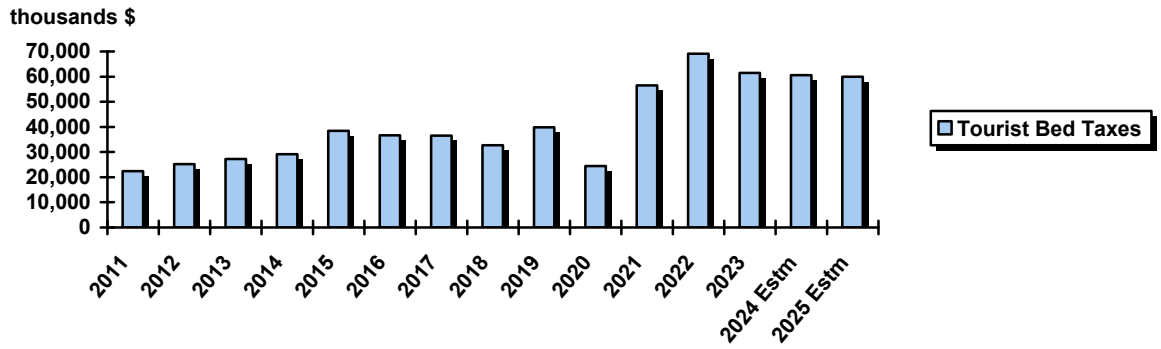

Revenue: Local Business Tax, formerly known as County Occupation License
Fund/Account Number: 001/RC_00010
Description: Florida law authorizes a county to levy a business tax granting the privilege of engaging in or managing any business, profession, or occupation within its jurisdiction.
Legal Authority: Florida Statutes, Section 205.032 and 205.033. Monroe Code of Ordinances Chapter 23, Article III.
Restrictions: None
History/Trends: Prior to 1972, the State had imposed an occupational license tax and shared the revenues with counties. In 1972, Florida repealed the State tax and authorized counties to impose an occupational tax at the State rate then in effect. Chapter 80-274, Laws of Florida, authorized an increase in the tax, but capped the rate of increase. In 2012, the Florida State Legislature approved HB7125 which exempted real estate brokers and real estate sales associates from paying this tax.
Forecast: Since the legislative change, our total collection rate continues to have slight fluctuations. We anticipate a slight reduction for FY2025.

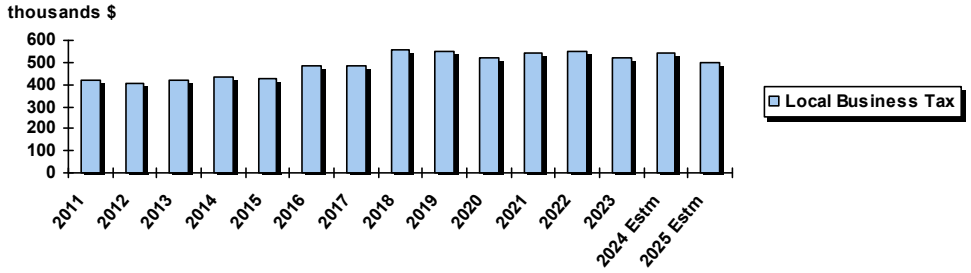

Permits, Fees and Special Assessments - Includes building permits, franchise fees, impact fees and special assessments.

Revenue: Building Permits
Fund/Account Number: 180/RC_00011
Description: Florida law authorizes the County to levy building permit charges to be used for carrying out the local government's responsibilities in enforcing the Florida Building Code.
Legal Authority: Monroe County Code of Ordinances 6-27., F.S. 553.8, F.S. 125.56 (2), or F.S. 166.222.
Restrictions: For use in unincorporated areas.
History/Trends: BOCC adopted a new building fee schedule that was put into effect on October 1, 2014. The previous fee schedule was based on components of the proposed work. The new permit fees are calculated based upon the construction valuation of the proposed improvements. On May 23, 2018 the BOCC approved CPI increases on building fees for all years that it had not previously applied to.
Forecast: For FY2025, OMB forecasts that Building Permit revenue will see a slight reduction at $5.5M.

Revenue Sources and Trends

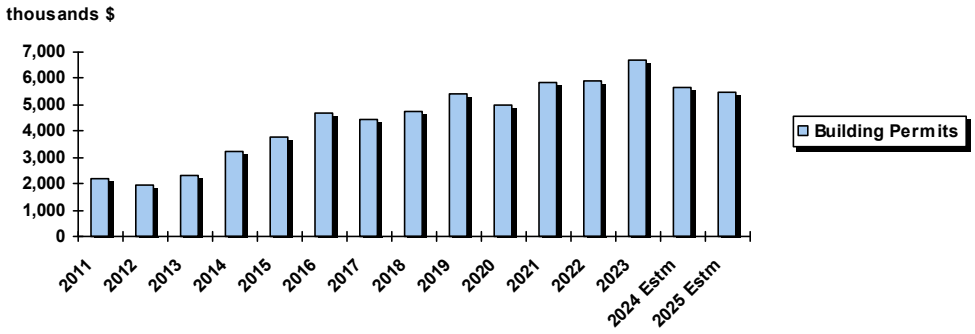

Intergovernmental Revenue - Includes revenues received from federal, state, and other local government sources in the form of grants, shared revenues, and payments in lieu of taxes. The latter two categories are estimated using State supplied calculations.

Revenue: Local Government 1/2 cent Sales Tax
Fund/Account Number: 001,147,148/RC_00071
Description: This State Shared revenue program returns to the cities and counties a portion of the sales tax proceeds remitted to the State of Florida.
Legal Authority: Florida Statutes Chapter 218. Part IV. Distribution formulas F.S.218.64
Restrictions: A proportion of the sales tax shall be expended only for countywide tax relief or countywide programs. The remaining portion shall be deemed revenues derived on behalf of the unincorporated area but may be expended on a countywide basis.
History/Trends: Up through fiscal year 1999, this revenue source was placed entirely in the General Fund to be used for countywide tax relief. In fiscal year 2000, the portion of this revenue source that by law is considered to be "derived on behalf of the unincorporated area" started to go into the general-purpose municipal service taxing unit fund to be used for unincorporated area tax relief. Since 2006, the County's share had a slight decline before the downturn of the national economy in late 2008. 2009 continued that downward trend. However, revenue receipts began to increase during 2011. Revenues have continued to increase year-over-year with the exception of 2018 due to Hurricane Irma and 2020 due to COVID-19. FY2021 and FY2022 saw record high revenue with FY2023 ending slightly less at $16.7M.
Forecast: OMB is estimating that the County will collect approximately $16M for FY2025.

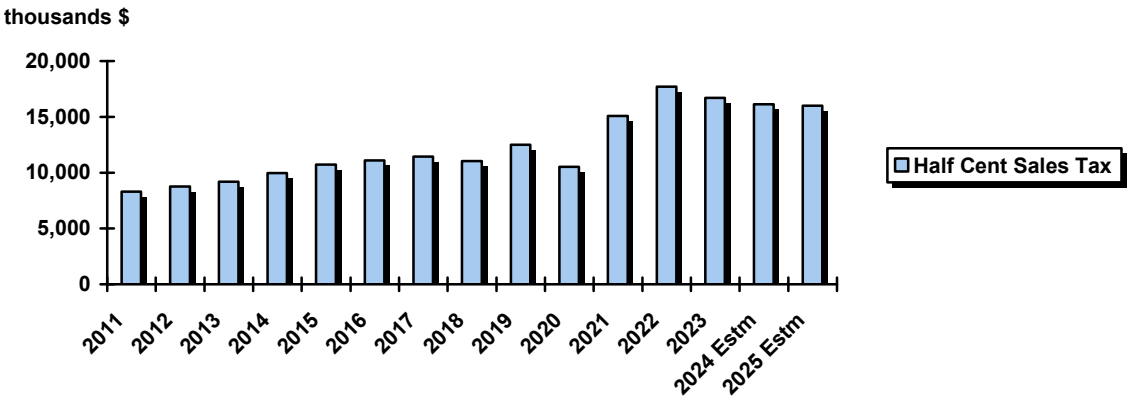

Revenue: County Revenue Sharing Program (also known as State Shared Revenue Proceeds)
Fund/Account Number: 001/RC_00066
Description: The state shares 2.9 percent of the net cigarette tax collections and 2.044 percent of sales and use tax collections. An allocation formula serves as the basis for the distribution of these revenues to each county that meets the strict eligibility requirements. The apportionment factor comprises of weighted factors of county population, unincorporated county population and county sales tax collections.

Revenue Sources and Trends

Legal Authority: Florida Statutes Chapter 218 Part II, the Florida Revenue Sharing Act of 1972.
Restrictions: There are no use restrictions on these revenues other than some statutory limitations regarding funds that can be used as a pledge for indebtedness.
Forecast: OMB is estimating a reduction in revenue for FY2025 at $4.0M.

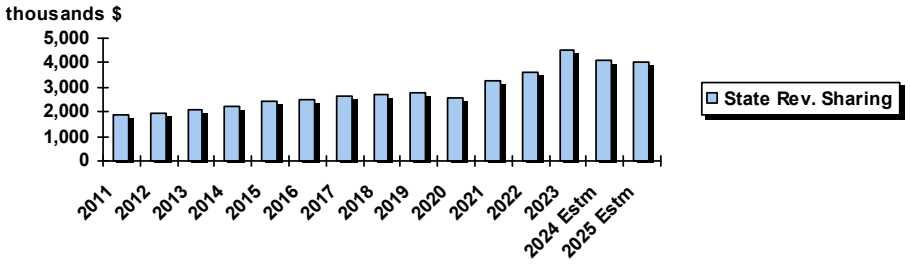

Charges for Services - Reflects all revenues stemming from charges for current services including solid waste annual service assessments, tipping fees, airport fees, recording fees, county officer fees and county and circuit court fees. These sources are estimated using trend analysis.

Revenue: Solid Waste Assessments and Tipping Fees.
Fund/Account Number: 414/RC_00154 (annual assessment), 414/RC_00155 (other tipping), 414/RC_00156 (sludge tipping), 414/RC_00157 (commercial tipping).
Description: The annual special assessment imposed upon lots or parcels of improved property in the Monroe County Solid Waste Municipal Service Benefit Unit was created under section 8-94. It is the intent of the Board of County Commissioners to require owners and occupants of all improved property within the unit to have domestic solid waste and special waste generated, on such improved property, collected and disposed of in a proper, sanitary, and efficient manner.
Legal Authority: Florida Statute 125, Monroe County Code Article IV, Sections 8-71 through, 8-107.
Restrictions: These funds are restricted in use to collection, disposal, and recycling of solid wastes and to debt service payments for solid waste facilities.
History/Trends: For over ten years, (1999-2010) there were no residential nor commercial assessment rate increases along with an increase in franchise fees. In 2010, residential fees went up from $292.00 to $396.00/year/residence, commercial rates were increased by .2% in accordance with the CPI and franchise fees increased 2%. There were no rate hikes in 2011. In 2012, the BOCC approved to increase residential assessments from $396.00 to $404.00/year along with an increase in the Tipping Fees from $120/ton to $123.50/ton. Franchise fees also increased during 2012. In 2017, the BOCC approved a decrease to residential assessments from $404.00 to $386.00/year. Since 2018, the BOCC has annually approved incremental increases to the residential assessment. For FY23, the approved residential assessment was $446 and $457.15 per residential unit for FY24. The proposed residential assessment rate for FY2025 is $548.58 per residential unit.
Forecast: For FY25, OMB is anticipating increases in annual assessment fees and tipping fees.

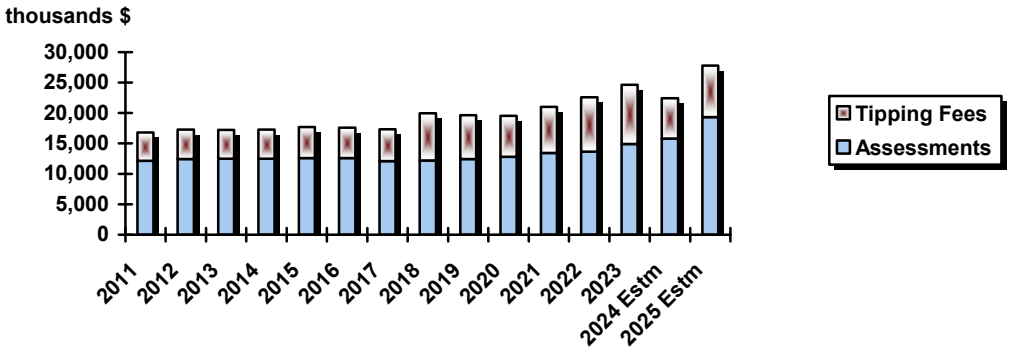

Revenue Sources and Trends

Revenue: Airport Fees
Fund/Account Number: 403/RC_00163, RC_00165, RC_00167, RC_00353, RC_00357 (Marathon)
404/RC_00160, RC_00350, RC_00164, RC_00166, RC_00168, RC_00162 (Key West)
Description: Passenger fees, airport leases, and other airport fees collected for the operation of Monroe County's two municipal airports, in Key West and Marathon.
Restrictions: These funds are restricted to support airport operations and maintenance.
History/Trends: Marathon Airport has had difficulty in attracting and retaining regular air carrier services. Key West Airport went thru a major construction project and was completed in 2008. Since then, one major discount air carrier had scheduled arrivals and departures from Key West but left in June 2014. Since then, the Key West Airport has experienced annual passenger increases. Current passenger numbers continue to show growth; this trend has been driven by incumbent air carriers increasing their system capacity and due to the addition of new airlines.
Forecast: We anticipate that tourism will return to slightly higher than pre-pandemic numbers in 2024/2025.

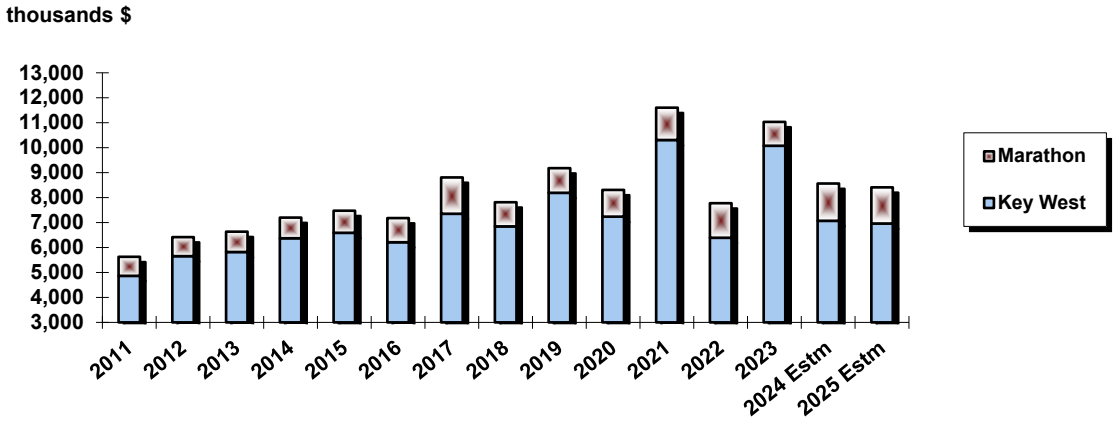

Definition and the Process of Estimating Fund Balance Changes

Fund Balance Definition for Governmental Funds

Fund balance refers to the difference between current financial assets and liabilities reported in a governmental fund. In simpler terms, dollars available to spend. If some of the funds resources are not available to spend, this would be indicated by "restricting" or "reserving" a portion of fund balance. Credit rating agencies monitor fund balance levels and strongly consider unrestricted fund balance when determining a local government's creditworthiness. There are five types of fund balance and a definition of those types can be found in the fund balance policy, located under Financial Polices.

Fund Balance is also important to guard against unanticipated events that would adversely affect the financial stability of the County and jeopardize the continuation of necessary public services. The County keeps a $10 million fund balance in the event of a hurricane or other major events that would put a strain on the General Fund. In the past when Monroe County experienced four hurricanes in one year, there was enough money to pay the upfront costs of a storm and pay normal operating costs, until federal and state aid was received.

In reviewing Monroe County's adopted budget, the reader will notice that the County's practice is to appropriate all of the beginning fund balances, and all revenues and other sources of income. As a result, it appears the County intends to spend all available funds by the end the fiscal year. That is not the case.

Although Florida statutes require the appropriation of fund balances as a part of each year's budget, differences between estimates of spending and actual spending, as well as conservative estimates of revenues will normally result in some surplus funds each year. Monroe County attempts to prepare prudent estimates of revenues and spending each year to ensure the financial stability of our funds.

The process of estimating actual revenues and spending and the projection of fund balances is very difficult but nonetheless, a very important part of the County budget. The County estimates or projects its fund balances throughout the fiscal year using the following process:

First, since the County must prepare its annual budget prior to the time that the previous year's financial books are closed and audited, we must estimate the projected actual prior-year ending fund balances. These estimates serve as the basis for projecting the coming budget year ending fund balances.

Second, we estimate the percentage of *budgeted* revenues that will actually be received. This percentage is the result of analysis of prior year budget versus actual revenues. Typically, revenues are conservatively estimated and will likely exceed budgeted figures by a small amount each year. For example, under Florida Statutes, only 95% of estimated revenues are appropriated. While a 95% factor may be reasonable for ad valorem collections, where adjustments to the tax roll and discounts for early payment result in collections of about 95%, it tends to understate collections from other revenues. This 5% safety margin results in excess revenues from non-ad valorem revenues.

Third, OMB estimates the percentage of *budgeted* appropriations, excluding budgeted reserves, that will actually be expended. This percentage is the result of analysis of prior year budget versus actual spending. As might be expected, actual spending typically falls below the budgeted amounts by a small fraction each year and there is generally a surplus of budget funds remaining at the end of the year.

The end-of-year fund balances are then calculated by adding the *estimated actual* revenues, and subtracting the *estimated actual* expenditures from the estimated beginning fund balances to yield the projected year-end fund balances.

The projected year-end fund balances are a useful tool because they help predict the financial condition of each fund and help County staff predict and prepare for unusual situations in advance. The estimated balances also help us avoid large swings in taxation and other fee assessments one year over the next and, in the case of capital funds, it helps to monitor the accumulation of capital over a number of years for large infrastructure projects.

The following table summarizes, in the manner described above, the fund balance projections for the major Monroe County funds.

	Fund	Audited 9/30/2024 Fund Bal	Fiscal Year 2024 Actual Revenues	Fiscal Year 2024 Actual Expenses	Projected Impact of Operations Positive/Negative	Unaudited 9/30/2024 Fund Bal	% Change in Fund Balance	Reasons for the changes in FY2024 Fund Balance	Fiscal Year 2025 Estimated Actual Revenues	Fiscal Year 2025 Estimated Actual Expenses	Projected Impact of Operations Positive/Negative	Estimated 9/30/2025 Fund Bal	% Change in Fund Balance	Reasons for the changes in FY2025 Fund Balance
	GENERAL FUND													
001	General Fund	44,259,515	75,720,165	78,505,189	(2,785,024)	41,474,491	-6%	State Sales tax revenues & Tourist Impact Tax show slow down.	85,236,932	81,959,876	3,277,056	44,751,547	8%	Antipates no sales tax revenue growth over the current year due to economic uncertainty. We will keep a close watch on revenues & spending, will excersise operational flexibility to adjust the budget mid-year, if and as necessary. The 1/2 cent sales tax revenue allocation has been increased for the general fund and decreased in fund 148 for FY2025
	Total General Fund	**44,259,515**	**75,720,165**	**78,505,189**	**(2,785,024)**	**41,474,491**	**-6%**		**85,236,932**	**81,959,876**	**3,277,056**	**44,751,547**	**8%**	
	SPECIAL REVENUE FUNDS													
100	Affordable Housing Programs	425,939	1,275	0	1,275	427,214	0%		1,200	0	1,200	428,414	0%	
101	Law Enforcement, Jail, Judicial	21,270,213	83,811,616	83,499,483	312,133	21,582,346	1%	Excess Fee revenue expected to exceed adopted budget.	87,420,360	87,404,999	15,361	21,597,707	0%	Increased Sheriff expenditures including a 7% salary increase for bargaining unit and 5% non-bargaining unit.
102	Roads and Bridges	7,370,281	6,989,342	8,419,534	(1,430,192)	5,940,089	-19%	Additional expenditures for large road projects/bridges and reduction in revenue.	7,129,129	9,424,255	(2,295,126)	3,644,963	-39%	Additional expenditures for large road projects/bridges and reduction in revenue.
104	Middle Keys Health Care	148,627	2,897,324	2,760,996	136,328	284,955	92%	Agreement with Baptist Health expnditure should equal revenue	3,224,453	3,487,359	(262,906)	22,049	-92%	Agreement with Baptist Health expnditures should equal revenue, fund balance being brought forward to be used for reimbursement.
115	TDC Two Penny	22,129,714	9,855,304	10,716,412	(861,108)	21,268,606	-4%	Estimated changes in Bed Tax.	9,762,000	9,176,731	585,269	21,853,875	3%	Estimated changes in Bed Tax, post pandemic return to normal. Addition of Public Facilities appropriation and reserves policy.
116	TDC Two Penny Generic	43,897,528	20,422,129	26,600,827	(6,178,698)	37,718,830	-14%	Estimated changes in Bed Tax.	20,238,000	14,859,223	5,378,777	43,097,607	14%	Estimated changes in Bed Tax, post pandemic return to normal. Addition of Public Facilities appropriation and reserves policy.
117	TDC District 1 Third Penny	25,799,215	14,137,794	12,284,722	1,853,072	27,652,287	7%	Estimated changes in Bed Tax.	14,844,000	27,738,618	(12,894,618)	14,757,669	-47%	Estimated changes in Bed Tax, post pandemic return to normal. Addition of Public Facilities appropriation and reserves policy.
118	TDC District 2 Third Penny	3,649,064	2,550,625	1,332,028	1,218,597	4,867,661	33%	Estimated changes in Bed Tax.	2,604,000	3,891,545	(1,287,545)	3,580,116	-26%	Estimated changes in Bed Tax, post pandemic return to normal. Addition of Public Facilities appropriation and reserves policy.
119	TDC District 3 Third Penny	9,843,272	5,586,863	5,662,639	(75,776)	9,767,496	-1%	Estimated changes in Bed Tax.	5,130,000	11,831,967	(6,701,967)	3,065,529	-69%	Estimated changes in Bed Tax, post pandemic return to normal. Addition of Public Facilities appropriation and reserves policy.
120	TDC District 4 Third Penny	7,886,800	3,182,544	1,842,583	1,339,961	9,226,761	17%	Estimated changes in Bed Tax.	2,766,000	6,746,643	(3,980,643)	5,246,118	-43%	Estimated changes in Bed Tax, post pandemic return to normal. Addition of Public Facilities appropriation and reserves policy.
121	TDC District 5 Third Penny	8,295,487	4,890,147	2,749,758	2,140,389	10,435,876	26%	Estimated changes in Bed Tax.	4,656,000	8,460,777	(3,804,777)	6,631,099	-36%	Estimated changes in Bed Tax, post pandemic return to normal. Addition of Public Facilities appropriation and reserves policy.
125	Grants							Timing of reimbursements from Federal & State agencies.						Timing of reimbursements from Federal & State agencies.
130	Impact Fees Fund-Roadways	794,089	71,207	250,000	(178,793)	615,296	-23%	Bridge and Road Projects	67,647	79,686	(12,039)	603,257	-2%	Bridge and Road Projects
131	Impact Fees Fund-Parks	877,446	25,260	252,472	(227,212)	650,234	-26%	Parks & Recreation Projects	19,950		19,950	670,184	3%	Parks & Recreation Projects
133	Impact Fees Fund-Solid Waste	137,615	0	0	0	137,615	0%	No projects approved for FY2024	0	137,615	(137,615)	0	-100%	No projected activity for FY2025
135	Impact Fees Fund-Fire Facilities	192,836	13,700	0	13,700	206,536	7%	No projects approved for FY2025	6,200	175,266	(169,066)	37,470	-82%	No projected activity for FY2025
141	Fire & Ambulance District 1	7,298,815	16,544,989	16,547,064	(2,075)	7,296,740	0%	Utilized millage rate for Ad Valorem taxes to support increase personnel/operating costs and maintain a healthy fund balance.	18,387,513	19,119,882	(732,369)	6,564,371	-10%	Increased Ad Valorem taxes to support increase personnel/operating costs and maintain a healthy fund balance. Addition of (24) previously grant funded firefighters.
147	Unincorporated Parks & Beaches	1,722,891	5,218,017	5,347,893	(129,876)	1,593,015	-8%	Addition of new Recreation department.	4,767,893	4,960,246	(192,353)	1,400,662	-12%	1/2 cent sales tax revenue reallocated to General Fund.
148	MSTD-Plng/Bldg./Code/Fire Mar	5,398,816	10,652,542	10,815,220	(162,678)	5,236,138	-3%	Budget increases for personnel/operating expenses. Reduction in 1/2 Cent Sales Tax Revenue.	9,153,575	10,842,833	(1,689,258)	3,546,880	-32%	1/2 cent sales tax revenue reallocated to General Fund.
149	Municipal Policing	2,224,941	11,656,704	11,707,176	(50,472)	2,174,469	-2%	Increased anticipated revenue to pay for Sheriff budget	12,265,416	12,230,916	34,500	2,208,969	2%	Increased anticipated revenue to pay for Sheriff budget
150	911 Enhancement Fund	2,235	516,821	515,821	1,000	3,235	0%		532,296	531,296	1,000	4,235	0%	
152	Duck Key Security District	368,249	120,335	114,100	6,235	374,484	2%	Increase in expenditures for security needs.	120,334	116,100	4,234	378,718	1%	Increase in expenditures for security needs.
153	Local Housing Asst Trust Fund	3,508,973	1,367,148	1,284,135	83,013	3,591,986	2%	State and Mortgage Satisfaction Revenue. Timing of reimbursement.	660,000	1,412,549	(752,549)	2,839,437	-21%	State and Mortgage Satisfaction Revenue. Timing of reimbursement.
155	Affordable Housing Initiatives	58,969	19,610	0	19,610	78,579	33%		0	0	0	78,579	0%	No projected activity for FY2025.
157	Boating Improvement Fund	3,511,683	801,633	864,316	(62,683)	3,449,000	-2%	Increased project activity	717,706	846,203	(128,497)	3,320,503	-4%	Increased project activity
158	Misc. Special Revenue Fund	4,581,941	2,624,076	3,191,135	(567,059)	4,014,882	-12%	Timing of funded projects.	1,638,939	1,685,690	(46,751)	3,968,131	-1%	Timing of funded projects.
160	Environmental Restoration Fund	7,938,226	725,474	430,695	294,779	8,233,005	4%	Increase in anticipated mitigation fee revenue.	739,983	1,254,616	(514,633)	7,718,372	-6%	Reduction in anticipated mitigation fee revenue.
162	Law Enforcement Trust Fund	4,440,797	235,911	477,043	(241,132)	4,199,665	-5%	Expenditures expected to exceed revenues for FY2024.	220,000	80,000	140,000	4,339,665	3%	Conservative revenue and expenditure estimates.
163	Court Facilities Fees Trust (602)	5,179,791	595,026	442,872	152,154	5,331,945	3%	Increase in operating expenses.	595,026	331,631	263,395	5,595,340	5%	Reduction in operating expenses.
164	Clerk's Drug Abuse Trust (603)	36,671	31,000	45,000	(14,000)	22,671	-38%	Timing of funded projects.	41,000	45,000	(4,000)	18,671	-18%	Timing of funded projects.
177	Canal Special Assessments	67,809	126,798	38,000	88,798	156,607	131%	Special Assessment fees are collected and used for Canal projects.	121,859	169,048	(47,189)	109,418	-30%	Special Assessment fees are collected and used for Canal projects.
180	Building Fund	3,521,137	5,865,025	6,848,852	(983,827)	2,537,310	-28%	Conservative revenue estimates for Building Permit Fees with an increase in operating expenses	5,982,323	6,661,977	(679,654)	1,857,656	-27%	Revenue estimates for Building Permit Fees with an increase in operating expenses. Rates will be adjusted for FY2025.
	Total Special Revenue Funds	**202,580,070**	**211,536,239**	**215,040,776**	**(3,504,537)**	**199,075,533**	**-2%**		**213,812,802**	**243,702,671**	**(29,889,869)**	**169,185,664**	**-15%**	
	CAPITAL PROJECT FUNDS													
304	1 Cent Infrastructure Surtax	91,154,846	39,359,220	60,080,783	(20,721,563)	70,433,283	-23%	On-going Debt Service Payments, General Gov't. Projects, Road Projects. Fund balances fluxuate based on timing of projects, (1st of 2 Year Trauma Star Helicopter Payments)	35,594,387	91,714,387	(56,120,000)	14,313,283	-80%	On-going Debt Service Payments, General Gov't. Projects, Road Projects. Fund balances fluxuate based on timing of projects (2nd of 2 Year Trauma Star Helicopter Payments)
316	Land Acquisition ($10M)	971,405	1,144,319	1,611,667	(467,348)	504,057	-48%	Expenditures to acquire new land.	651,267	1,005,074	(353,807)	150,250	-70%	Expenditures to acquire new land.
	Total Capital Projects Funds	**92,126,251**	**40,503,539**	**61,692,450**	**(21,188,911)**	**70,937,340**	**-23%**		**36,245,654**	**92,719,461**	**(56,473,807)**	**14,463,533**	**-80%**	
	ENTERPRISE FUNDS													
401	Card Sound	7,062,792	2,568,412	2,257,290	311,122	7,373,914	4%	Card Sound Road Mill and Resurface project.	2,643,179	7,869,486	(5,226,307)	2,147,607	-71%	Replacement of Tubby's Creek & Mosquito Creek Bridges
403	Marathon Airport	7,300,340	13,863,263	18,155,215	(4,291,952)	3,008,388	-59%	Timing of Grant projects and reimbursements.	1,427,500	1,670,867	(243,367)	2,765,021	-8%	Increase in required grant match for on going projects.
404	Key West Airport	21,861,463	14,830,125	12,949,235	1,880,890	23,742,353	9%	Timing of Grant projects and reimbursements.	13,660,000	19,650,717	(5,990,717)	17,751,636	-25%	Increase in required grant match for on going projects.
405	General Airport Revenue Bond	37,448,924	14,062,554	25,617,674	(11,555,120)	25,893,804	-31%	Timing of Grant projects and reimbursements.	20,500,000	39,402,000	(18,902,000)	6,991,804	-73%	Concourse A Capital Project.
406	PFC & Oper Restrictions	12,512,446	2,532,138	2,811,061	(278,923)	12,233,523	-2%	Increase in required grant match for on going projects.	2,532,138	7,297,463	(4,765,325)	7,468,198	-39%	Increase in required grant match for on going projects.
414	MSD Solid Waste	20,104,945	26,041,601	26,879,376	(837,775)	19,267,170	-4%	Conservative revenue and expenditure estimates.	28,066,916	31,868,653	(3,801,737)	15,465,433	-20%	Increase in anticipated Waste Removal contractual services.
	Total Enterprise Funds	**106,290,910**	**73,898,093**	**88,669,851**	**(14,771,758)**	**91,519,152**	**-14%**		**68,829,733**	**107,759,186**	**(38,929,453)**	**52,589,699**	**-43%**	
	INTERNAL SERVICE FUNDS													
501	Worker's Comp	3,073,386	2,715,322	3,064,604	(349,282)	2,724,104	-11%	Increase in anticipated claims.	3,042,590	2,983,039	59,551	2,783,655	2%	Reduction in rates, claims estimated to remain flat.
502	Group Insurance	16,534,099	23,533,040	21,569,059	1,963,981	18,498,080	12%	Reduction in anticipated claims.	23,093,118	23,017,191	75,927	18,574,007	0%	Increase in anticipated claims.
503	Risk Management	5,838,154	9,038,214	8,579,504	458,710	6,296,864	8%	Revenue billed based on need for expenses and to maintain stable fund balance.	8,973,226	10,383,764	(1,410,538)	4,886,326	-22%	Expenditure estimate reflects slight increase in anticipated insurance costs.
504	Fleet Management	1,398,264	4,630,488	5,288,497	(658,009)	740,255	-47%	Increase in anticipated operating expenditures.	5,296,389	5,228,479	67,910	808,165	9%	Decrease in anticipated operating expenditures.
	Total Internal Service Funds	**26,843,903**	**39,917,064**	**38,501,664**	**1,415,400**	**28,259,303**	**5%**		**40,405,323**	**41,612,473**	**(1,207,150)**	**27,052,153**	**-4%**	
	AGENCY TRUST FUND													
610	LOSAP Fire & EMS	811,668	28,000	40,760	(12,760)	798,908	-2%	Actuarial based fund activity	28,000	40,760	(12,760)	786,148	-2%	Actuarial based fund activity
	Total Agency Trust Fund	**811,668**	**28,000**	**40,760**	**(12,760)**	**798,908**	**-2%**		**28,000**	**40,760**	**(12,760)**	**786,148**	**-2%**	
	Grand Total	**472,912,317**	**441,603,100**	**482,450,690**	**(40,847,590)**	**432,064,727**	**-9%**		**444,558,444**	**567,794,427**	**(123,235,983)**	**308,828,744**	**-29%**	

Monroe County B.O.C.C.
Fiscal Year 2025
Proposed Millage

Description	Fiscal Year 2023 Adopted Millage Rate	Fiscal Year 2023 Adopted Total Ad Valorem Tax	Fiscal Year 2024 Adopted Millage Rate	Fiscal Year 2024 Adopted Total Ad Valorem Tax	Fiscal Year 2025 Proposed Rolled-Back Rate	Fiscal Year 2025 Proposed Millage Rate	Percent Over Prev. Year	Percent Over Rolled-back	Total Ad Valorem Tax	Total Tax Over/(Under) Last Year	
County-wide Services											
Total General Fund	0.7138	26,268,268	0.8923	37,025,901	0.8249	0.9315	4.4%	12.92%	43,000,935	5,975,034	001
Law Enforcement, Jail, Judicial	1.7663	64,995,405	1.7880	74,188,900	1.6144	1.7232	-3.6%	6.74%	79,548,598	5,359,698	101
Local Health Unit	0.0417	1,532,677	0.0388	1,608,237	0.0358	0.0382	-1.5%	6.70%	1,762,675	154,438	
Total County-wide Services	2.5218	92,796,350	2.7191	112,823,038	2.4751	2.6929	-1.0%	8.80%	124,312,208	11,489,170	
	2.5218		2.7191		2.4751	2.6929					
General Purpose Municipal Serv.											
Planning, Code Enf, Fire Marshal	0.0000	0	0.0000	0	0.0000	0.0170	0.0%	0.00%	380,951	380,951	148
Parks And Beaches	0.0163	2,873,891	0.1765	3,547,891	0.1602	0.1586	-10.1%	-1.00%	3,546,165	(1,726)	147
Total General Purpose MSTU	0.1626	2,873,891	0.1765	3,547,891	0.1602	0.1756	-0.5%	9.61%	3,927,116	379,225	
Local Road Patrol Law Enforcement	0.3201	5,657,500	0.3188	6,265,825	0.2894	0.2961	-7.1%	2.32%	6,621,976	356,151	149
L & M Keys Fire & Ambulance	1.8330	14,998,405	1.6932	15,689,512	1.5469	1.7414	2.8%	12.57%	17,894,577	2,205,065	141
Total Municipal Services, L & M	2.3157		2.1815		1.9965	2.2131	1.4%	10.85%			
Middle Keys Health Care	0.5000	2,624,381	0.5000	2,954,186	0.4528	0.5000	0.0%	10.42%	3,339,042	384,856	104
Aggregate	3.2326	118,950,527	3.4049	141,280,452	3.1110	3.3814	-0.7%	8.69	156,094,919	14,814,467	

Proposed Monroe County Organizational Chart

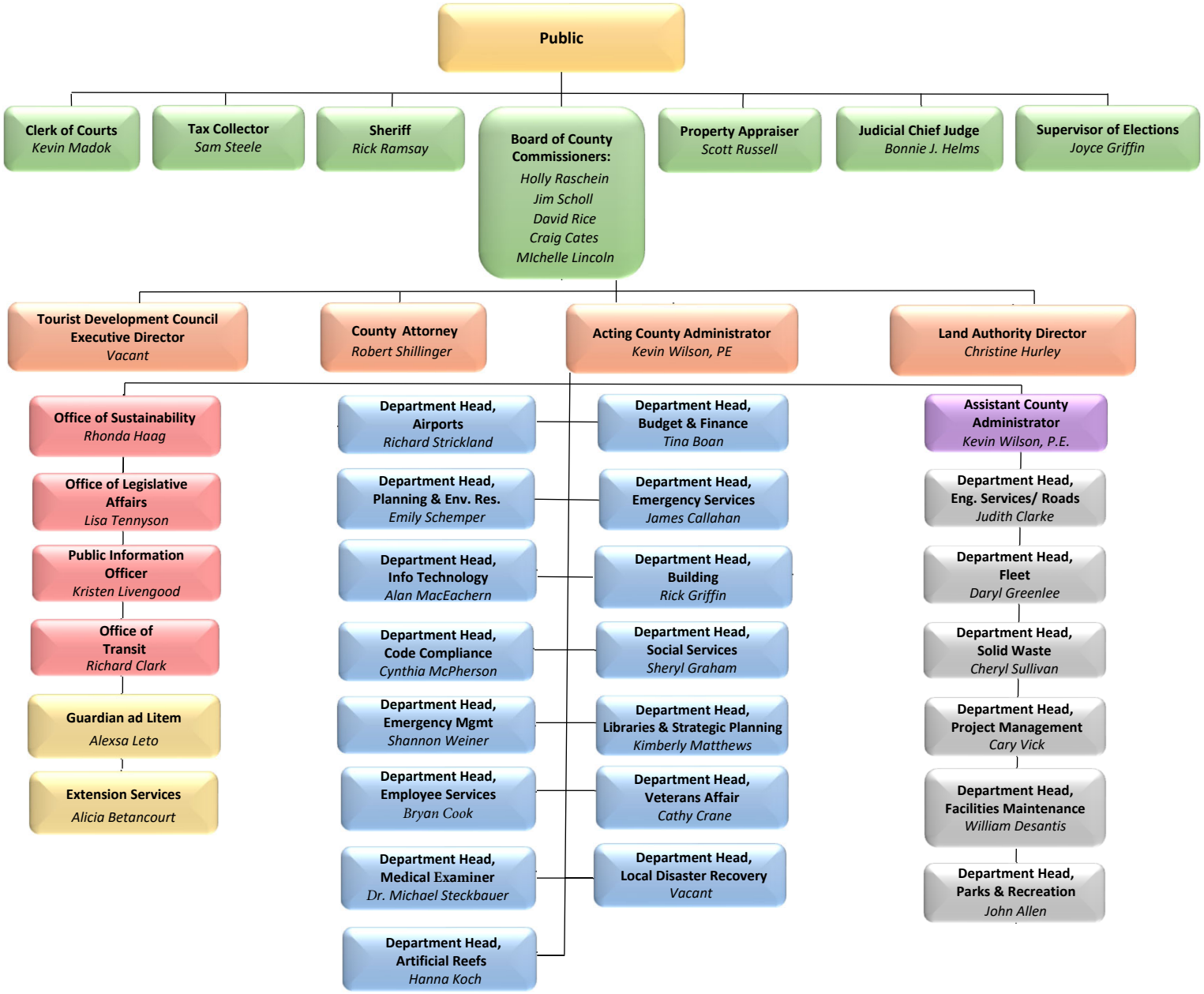

FY2025

Monroe County Board of County Commissioners
FY 2025 Proposed Fiscal Plan Position Summary

	FY 2022 Actual	FY 2023 Actual	FY 2024 Adopted	FY 2024 Amended	FY 2025 Proposed	FY 2025 Variance
B.O.C.C.						
BOCC Administrative	11.00	11.00	11.00	11.00	11.00	0.00
B.O.C.C. Total FTE	**11.00**	**11.00**	**11.00**	**11.00**	**11.00**	**0.00**
County Administrator						
Guardian Ad Litem	2.00	2.00	2.00	2.00	1.00	-1.00
County Administrator	5.00	5.00	3.00	3.00	3.00	0.00
Office of Sustainability	1.00	1.00	2.00	2.00	2.00	0.00
Office of Legislative Affairs	1.00	1.00	1.00	1.00	1.00	0.00
Office of Strategic Planning	0.50	0.50	0.50	0.50	0.50	0.00
Office of Transit	-	-	1.00	1.00	1.00	0.00
Public Information Officer	-	-	1.00	1.00	1.00	0.00
Extension Services	1.00	1.00	1.00	1.00	1.00	0.00
County Administrator Total FTE	**10.50**	**10.50**	**11.50**	**11.50**	**10.50**	**-1.00**
Employee Services						
Employee Services - Loss Control	1.35	1.35	2.35	2.35	2.35	0.00
Employee Services - Personnel	4.98	4.97	4.97	4.97	4.97	0.00
Employee Services - Worker's Comp	1.28	1.28	1.28	1.28	1.28	0.00
Employee Services - Group Insurance	3.43	3.43	3.43	3.43	3.43	0.00
Employee Services Total FTE	**11.03**	**11.02**	**12.02**	**12.02**	**12.02**	**0.00**
Emergency Management						
Emergency Management	4.04	4.06	4.27	4.27	4.27	0.00
Emergency Management Total FTE	**4.04**	**4.06**	**4.27**	**4.27**	**4.27**	**0.00**
Veterans Affairs						
Veteran Affairs	8.00	8.00	8.00	8.00	8.00	0.00
Veterans Affairs Total FTE	**8.00**	**8.00**	**8.00**	**8.00**	**8.00**	**0.00**
Airport Services						
Key West Airport	17.00	20.00	20.00	20.00	22.00	2.00
Marathon Airport	4.00	4.00	4.00	4.00	4.00	0.00
Airport Services Total FTE	**21.00**	**24.00**	**24.00**	**24.00**	**26.00**	**2.00**
Emergency Services						
Emergency Medical Air Transport	20.34	21.00	21.00	21.00	21.00	0.00
Fire & Rescue Central	99.66	99.00	99.00	99.00	123.00	24.00
Fire & Rescue Coordinator/Fire Academy	12.02	12.00	14.02	14.02	15.02	1.00
Fire Marshal	6.00	6.00	6.00	6.00	6.00	0.00
Fire & Rescue Key West Airport	14.00	14.00	14.00	14.00	14.00	0.00
Emergency Services Total FTE	**152.02**	**152.00**	**154.02**	**154.02**	**179.02**	**25.00**

Monroe County Board of County Commissioners
FY 2025 Proposed Fiscal Plan Position Summary

	FY 2022 Actual	FY 2023 Actual	FY 2024 Adopted	FY 2024 Amended	FY 2025 Proposed	FY 2025 Variance
Budget & Finance						
Office of Management & Budget	6.30	6.30	5.75	5.75	5.75	0.00
Grants Management	3.20	3.20	1.75	1.75	0.75	-1.00
Purchasing	1.50	1.50	2.50	2.50	2.50	0.00
Budget & Finance Total FTE	**11.00**	**11.00**	**10.00**	**10.00**	**9.00**	**-1.00**
Information Technology						
Information Technology	14.00	14.00	13.00	13.00	13.00	0.00
Information Technology Total FTE	**14.00**	**14.00**	**13.00**	**13.00**	**13.00**	**0.00**
County Attorney						
County Attorney - Risk Mgmt.	2.23	2.19	2.19	2.19	2.19	0.00
County Attorney	12.37	12.41	12.36	12.36	12.36	0.00
County Attorney Total FTE	**14.60**	**14.60**	**14.55**	**14.55**	**14.55**	**0.00**
Social Services						
Welfare Services	5.05	5.84	5.84	5.84	6.84	1.00
Social Service Transportation	7.70	7.75	7.75	7.75	7.75	0.00
Bayshore Manor	10.20	1.00	1.00	1.00	-	-1.00
Social Services Total FTE	**22.95**	**14.59**	**14.59**	**14.59**	**14.59**	**0.00**
Library Services						
Libraries	42.16	45.25	45.25	45.25	45.25	0.00
Library Services Total FTE	**42.16**	**45.25**	**45.25**	**45.25**	**45.25**	**0.00**
Building Department						
Building Department	47.31	46.31	46.31	46.31	42.31	-4.00
Building Department Total FTE	**47.31**	**46.31**	**46.31**	**46.31**	**42.31**	**-4.00**
Planning & Environmental Resources						
Planning Department	23.55	24.55	24.55	24.55	23.55	-1.00
Environmental Resources	11.33	11.33	11.33	11.33	8.33	-3.00
Marine Resources	1.00	1.00	1.00	1.00	1.00	0.00
Planning & Environmental Resources Total FTE	**35.88**	**36.88**	**36.88**	**36.88**	**32.88**	**-4.00**
Code Compliance						
Code Compliance	19.00	19.00	19.00	19.00	16.00	-3.00
Code Compliance Total FTE	**19.00**	**19.00**	**19.00**	**19.00**	**16.00**	**-3.00**

Monroe County Board of County Commissioners
FY 2025 Proposed Fiscal Plan Position Summary

	FY 2022 Actual	FY 2023 Actual	FY 2024 Adopted	FY 2024 Amended	FY 2025 Proposed	FY 2025 Variance
Project Management						
Public Works Management	16.32	15.32	16.27	16.27	16.90	0.63
Wastewater MSTU Capital	0.91	0.91	-	-	-	0.00
Project Management Total FTE	**17.22**	**16.22**	**16.27**	**16.27**	**16.90**	**0.63**
Engineering Services/Roads						
County Engineering General	1.20	1.20	1.10	1.10	1.10	0.00
Road Department	35.18	36.18	36.28	36.28	36.28	0.00
Card Sound Road	3.00	3.00	1.00	1.00	1.00	0.00
Engineering Services/Roads Total FTE	**39.38**	**40.38**	**38.38**	**38.38**	**38.38**	**0.00**
Solid Waste						
Solid Waste	18.10	17.10	17.10	17.10	17.10	0.00
Solid Waste Total FTE	**18.10**	**17.10**	**17.10**	**17.10**	**17.10**	**0.00**
Elected Officials						
Clerk of Courts	96.00	101.00	101.00	101.00	101.00	0.00
Monroe County Sheriff	491.50	492.50	492.50	492.50	492.50	0.00
Tax Collector	61.00	61.00	61.00	61.00	61.00	0.00
Property Appraiser	45.00	45.00	42.00	42.00	41.00	-1.00
Supervisor of Elections	12.00	12.00	12.00	12.00	12.00	0.00
Public Defender	2.00	2.00	2.00	2.00	2.00	0.00
Judicial Administration	29.00	29.00	29.00	29.00	28.00	-1.00
Elected Officials Total FTE	**736.50**	**742.50**	**739.50**	**739.50**	**737.50**	**-2.00**
Tourist Development Council						
TDC District 4 Third Cent	14.00	14.00	14.00	14.00	14.00	0.00
TDC District 5 Third Cent	1.75	1.75	3.75	3.75	3.75	0.00
TDC Two Penny Generic	0.50	0.50	0.50	0.50	0.50	0.00
TDC District 1 Third Penny	2.00	2.00	2.00	2.00	2.00	0.00
TDC District 2 Third Cent	1.00	1.00	1.00	1.00	1.00	0.00
Tourist Development Council Total FTE	**19.25**	**19.25**	**21.25**	**21.25**	**21.25**	**0.00**
Medical Examiner						
Medical Examiner	-	-	2.00	2.00	2.00	0.00
Medical Examiner Total FTE	**-**	**-**	**2.00**	**2.00**	**2.00**	**0.00**
Fleet Management						
Fleet Management	21.05	21.05	22.05	22.05	22.05	0.00
Fleet Management Total FTE	**21.05**	**21.05**	**22.05**	**22.05**	**22.05**	**0.00**

Monroe County Board of County Commissioners
FY 2025 Proposed Fiscal Plan Position Summary

		FY 2022 Actual	FY 2023 Actual	FY 2024 Adopted	FY 2024 Amended	FY 2025 Proposed	FY 2025 Variance
Facilities Maintenance							
Facilities Maintenance		48.50	51.15	54.15	54.15	55.15	1.00
	Facilities Maintenance Total FTE	**48.50**	**51.15**	**54.15**	**54.15**	**55.15**	**1.00**
Corrections Facilities							
Correction Facilities		10.15	11.00	12.00	12.00	12.00	0.00
	Corrections Facilities Total FTE	**10.15**	**11.00**	**12.00**	**12.00**	**12.00**	**0.00**
Parks & Recreation							
Parks & Recreation		17.28	15.78	16.78	16.78	16.78	0.00
	Parks & Recreation Total FTE	**17.28**	**15.78**	**16.78**	**16.78**	**16.78**	**0.00**
	County Total FTE	**1,351.92**	**1,356.64**	**1,363.87**	**1,363.87**	**1,377.50**	**13.63**

FULL TIME EQUIVALENT (FTE)
CHANGES BY DEPARTMENT

County Administrator		
Guardian Ad Litem	-1.00	FTE converted to contractual position - Executive Assistant
	-1.00	
Airport Services		
Key West Airport	1.00	New FTE - Assist Manager Airport Landside Operations
Key West Airport	1.00	New FTE - Assist Manager Airport Airfield Operations
	2.00	
Emergency Services		
Fire & Rescue Central	1.00	New FTE - Firefighter Charge Paramedic - Previously Safer Grant Funded
Fire & Rescue Central	1.00	New FTE - Firefighter EMT - Previously Safer Grant Funded
Fire & Rescue Central	1.00	New FTE - Firefighter EMT - Previously Safer Grant Funded
Fire & Rescue Central	1.00	New FTE - Firefighter EMT - Previously Safer Grant Funded
Fire & Rescue Central	1.00	New FTE - Firefighter EMT - Previously Safer Grant Funded
Fire & Rescue Central	1.00	New FTE - Firefighter EMT - Previously Safer Grant Funded
Fire & Rescue Central	1.00	New FTE - Firefighter EMT - Previously Safer Grant Funded
Fire & Rescue Central	1.00	New FTE - Firefighter EMT - Previously Safer Grant Funded
Fire & Rescue Central	1.00	New FTE - Firefighter EMT - Previously Safer Grant Funded
Fire & Rescue Central	1.00	New FTE - Firefighter EMT - Previously Safer Grant Funded
Fire & Rescue Central	1.00	New FTE - Firefighter EMT - Previously Safer Grant Funded
Fire & Rescue Central	1.00	New FTE - Firefighter EMT - Previously Safer Grant Funded
Fire & Rescue Central	1.00	New FTE - Firefighter EMT - Previously Safer Grant Funded
Fire & Rescue Central	1.00	New FTE - Firefighter EMT - Previously Safer Grant Funded
Fire & Rescue Central	1.00	New FTE - Firefighter EMT - Previously Safer Grant Funded
Fire & Rescue Central	1.00	New FTE - Firefighter EMT - Previously Safer Grant Funded
Fire & Rescue Central	1.00	New FTE - Firefighter EMT - Previously Safer Grant Funded
Fire & Rescue Central	1.00	New FTE - Firefighter EMT - Previously Safer Grant Funded
Fire & Rescue Central	1.00	New FTE - Firefighter EMT - Previously Safer Grant Funded
Fire & Rescue Central	1.00	New FTE - Firefighter EMT - Previously Safer Grant Funded
Fire & Rescue Central	1.00	New FTE - Firefighter EMT - Previously Safer Grant Funded
Fire & Rescue Central	1.00	New FTE - Firefighter EMT - Previously Safer Grant Funded
Fire & Rescue Central	1.00	New FTE - Firefighter EMT - Previously Safer Grant Funded
Fire & Rescue Coordinator	1.00	New FTE - Fire & Rescue Coordinator - Logistics Assistant
	25.00	
Budget & Finance		
Grants Management	-1.00	FTE Eliminated - Coordinator
	-1.00	
Social Services		
Welfare Services	1.00	FTE transferred from Bayshore Manor
Bayshore Manor	-1.00	FTE transferred to Welfare Services
	0.00	
Library Services		
Key West Library	-0.50	PTE reallocated
Big Pine Library	0.50	(2) PTEs combined - Library Assistant
	0.00	
Building Department		
Building Department	-1.00	FTE Eliminated - Inspector II/Plans Examiner
Building Department	-1.00	FTE Eliminated - Plans Examiner
Building Department	-1.00	FTE Eliminated - Customer Service Representative
Building Department	-1.00	FTE Eliminated - Customer Service Representative
	-4.00	
Planning & Enviro Resources		
Planning Department	-1.00	FTE Eliminated - Senior Planning Policy Advisor
Environmental Resources	-1.00	FTE Eliminated - Land Steward Assistant
Environmental Resources	-1.00	FTE Eliminated - Land Steward Assistant
Environmental Resources	-1.00	FTE Eliminated - Senior Environmental Planner
	-4.00	
Code Compliance		
Code Compliance	-1.00	FTE Eliminated - Senior Inspector
Code Compliance	-1.00	FTE Eliminated - Inspector
Code Compliance	-1.00	FTE Eliminated - Inspector
	-3.00	
Project Management		
Public Works Management	0.63	(0.63) New FTE - Preventative Maintenace System Operator
	0.63	
Facilities Maintenance		
Facilities Maintenance	1.00	(1) New FTE - Maintenance Worker 1
	1.00	
Elected Officials		
Property Appraiser	-1.00	
Judicial Administration	-1.00	
	-2.00	
Total BOCC Positions	15.63	
Total Elected & Appointed Positions	-2.00	Constitutional Officers are not required to have positions adopted by the BOCC
Total	**13.63**	

FY2025 Total Position Percentage - 1,377.50 FTE's

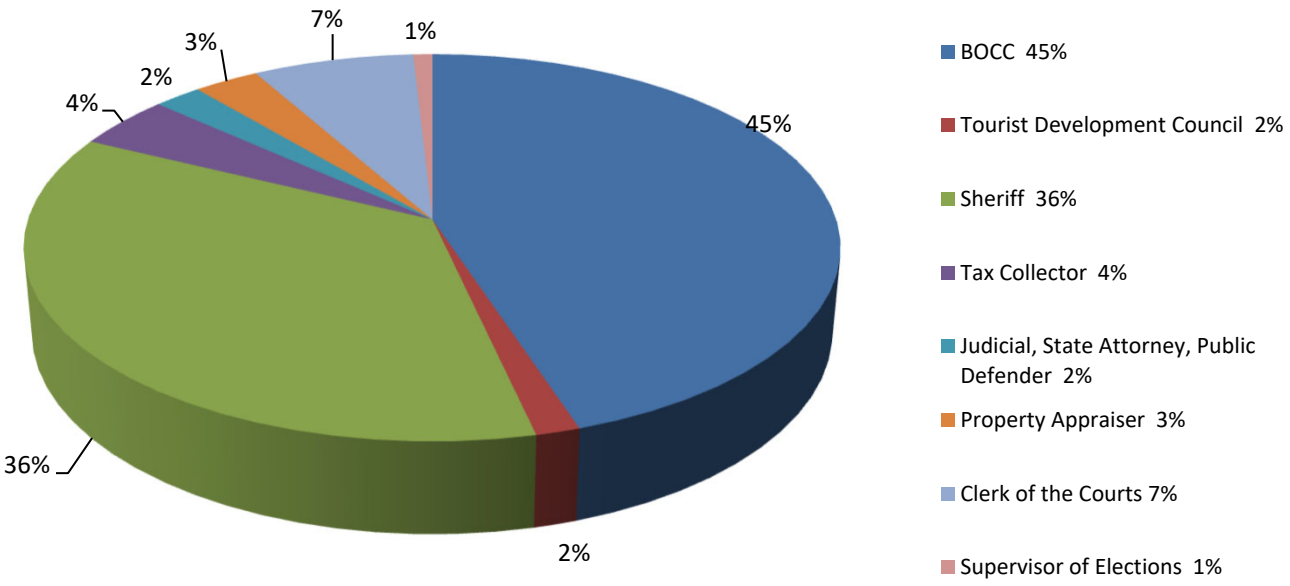

FY2025 BOCC Positions by Department - 618.75 FTE's

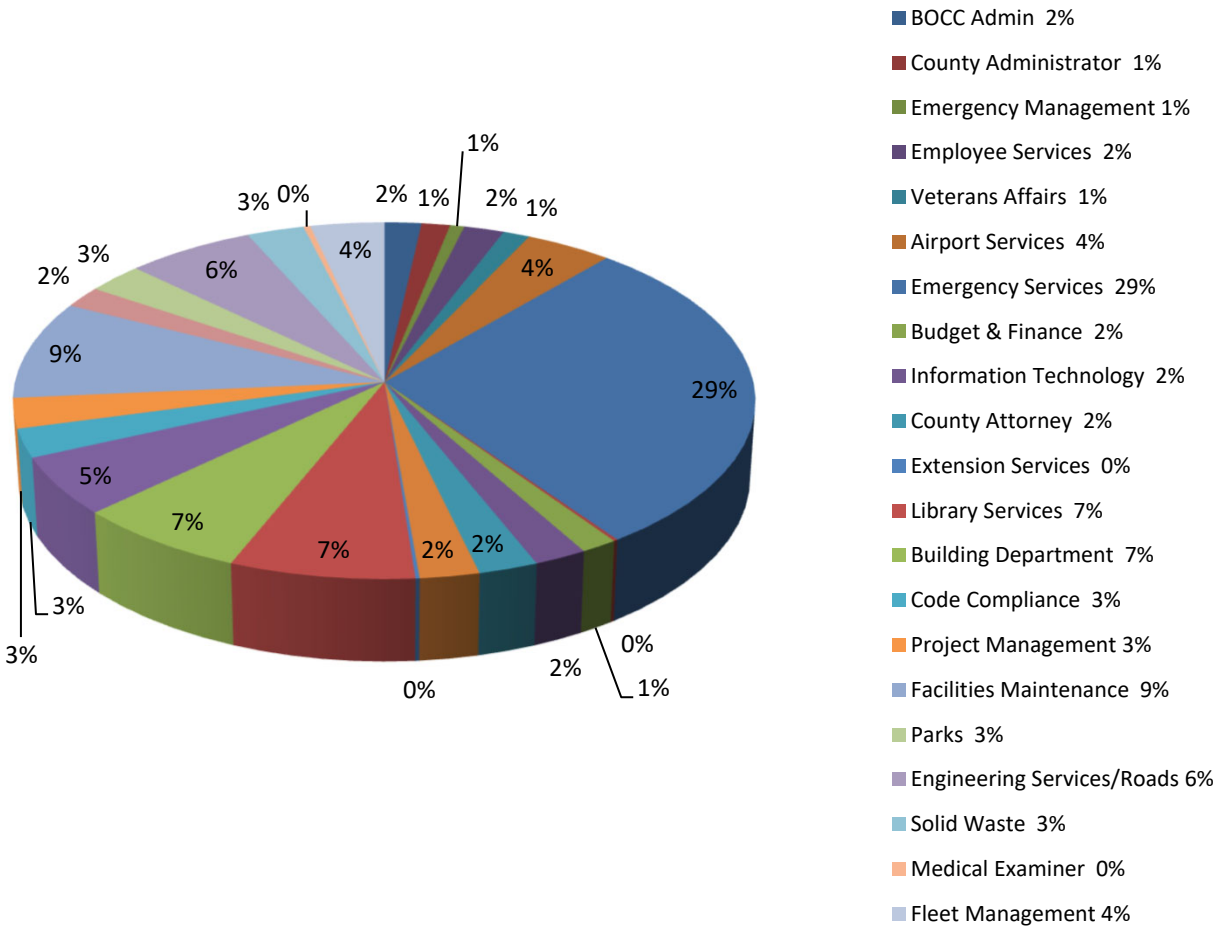

Monroe County Board of County Commissioners
FY 2025 Proposed Fiscal Plan Revenue Summary

Revenue Source	FY 2022 Actual	FY 2023 Actual	FY 2024 Adopted	FY 2024 Amended	FY 2025 Proposed	FY 2025 Change
Taxes						
Ad Valorem Taxes	101,804,646	113,281,539	139,701,120	139,701,120	154,369,244	10.5 %
Sales & Use Taxes	115,184,395	105,404,805	104,844,391	104,844,391	102,025,000	(2.7)%
Local Communications Service Tax	500,157	677,827	500,000	500,000	500,000	0 %
Local Business Tax	548,920	521,849	500,000	500,000	500,000	0 %
Total Taxes	**218,038,118**	**219,886,020**	**245,545,511**	**245,545,511**	**257,394,244**	**4.8 %**
Licenses And Permits						
Building Permits	6,017,568	6,708,840	5,520,000	5,520,000	5,520,000	0 %
Franchise Fees	661,076	746,441	590,000	590,000	600,000	1.7 %
Impact Fees	106,916	88,334	77,200	77,200	68,700	(11.0)%
Special Assessments	1,474,275	2,065,549	2,938,939	2,938,939	2,804,859	(4.6)%
Total Licenses And Permits	**8,259,835**	**9,609,164**	**9,126,139**	**9,126,139**	**8,993,559**	**(1.5)%**
Intergovernmental Revenue						
Federal Grants	29,286,506	57,402,427	-	-	-	0 %
Fed Pmts In Lieu Of Taxes	1,503,027	1,634,475	1,425,000	1,425,000	1,425,000	0 %
State Grants	11,800,839	32,155,248	-	-	-	0 %
State Shared Revenues	26,534,422	26,631,692	24,869,269	24,869,269	24,660,000	(0.8)%
Grants from other Local Units	57,455	-	-	-	-	0 %
Other Misc Revenues	241,797	799,650	-	-	-	0 %
Total Intergovernmental Revenue	**69,424,047**	**118,623,492**	**26,294,269**	**26,294,269**	**26,085,000**	**(0.8)%**
Charges For Services						
General Government	35,474,574	41,036,836	44,997,183	44,997,183	42,815,322	(4.8)%
Public Safety	26,367,745	18,265,104	17,239,291	17,239,291	17,708,081	2.7 %
Physical Environment	22,672,864	25,045,568	22,528,989	22,528,989	27,835,016	23.6 %
Transportation	19,056,260	16,815,396	15,978,700	15,978,700	19,563,700	22.4 %
Economic Environment	534,968	437,032	460,753	460,753	378,500	(17.9)%
Human Services	27,995	23,660	20,000	20,000	20,000	0 %
Culture/recreation	858,190	873,312	835,000	835,000	760,000	(9.0)%
Court-related Revenues	1,239,412	1,453,256	900,000	900,000	1,050,000	16.7 %
Otr Charges For Svces	18,950	28,934	500	500	25,500	5000.0 %
Other Misc Revenues	39,765	67,658	50,000	50,000	50,000	0 %
Total Charges For Services	**106,290,724**	**104,046,756**	**103,010,416**	**103,010,416**	**110,206,119**	**7.0 %**
Fines And Forfeits						
Court Cases	1,304,988	2,942,540	735,000	735,000	735,000	0 %
Library Fines	1,519	1,703	-	-	-	0 %
Violation-lcl Ordin	1,679,280	1,707,519	1,402,500	1,402,500	1,402,500	0 %
Other Fines And/or Forfeits	10,669	13,515	-	-	-	0 %
Total Fines And Forfeits	**2,996,456**	**4,665,277**	**2,137,500**	**2,137,500**	**2,137,500**	**0 %**

Monroe County Board of County Commissioners
FY 2025 Proposed Fiscal Plan Revenue Summary

Revenue Source	FY 2022 Actual	FY 2023 Actual	FY 2024 Adopted	FY 2024 Amended	FY 2025 Proposed	FY 2025 Change
Misc. Revenues						
Physical Environment	-	28,872	-	-	120,000	0 %
Interest Earnings	(1,882,054)	18,479,444	2,036,031	2,036,031	1,678,100	(17.6)%
Rent/royalties	419,756	416,287	375,000	375,000	350,000	(6.7)%
Sale/comp-loss Of Assets	62,811	39,861	-	-	-	0 %
Contrib From Priv Sources	1,048,533	544,619	-	-	-	0 %
Pension Fund Contributions	-	49,500	27,000	27,000	27,000	0 %
Other Misc Revenues	4,132,515	16,851,406	1,855,000	1,855,000	1,880,000	1.3 %
Total Misc. Revenues	**3,781,562**	**36,409,990**	**4,293,031**	**4,293,031**	**4,055,100**	**(5.5)%**
Other Sources						
Interfund Transfer	31,639,625	50,992,415	33,754,803	33,754,803	45,621,096	35.2 %
Debt Proceeds	-	-	13,306,800	13,306,800	10,000,000	(24.9)%
Transfer in Excess Fees	9,046,196	10,287,301	7,046,000	7,046,000	7,066,000	0.3 %
Other Non-revenues	-	-	222,796,835	222,796,835	244,155,567	9.6 %
Total Other Sources	**40,685,820**	**61,279,716**	**276,904,438**	**276,904,438**	**306,842,663**	**10.8 %**
County Total Revenue	**449,476,562**	**554,520,414**	**667,311,304**	**667,311,304**	**715,714,185**	**7.3 %**

Monroe County Board of County Commissioners
FY 2025 Proposed Fiscal Plan

	FY 2022 Actual	FY 2023 Actual	FY 2024 Adopted	FY 2024 Amended	FY 2025 Proposed	FY 2025 Change
B.O.C.C.						
BOCC Administrative	1,777,874	2,107,091	2,487,757	2,487,757	2,682,984	8.00 %
Housing Assistance	616,221	818,295	2,623,591	2,623,591	3,525,927	34.00 %
Other Non-profit Funding (Not HSAB)	118,843	133,046	143,347	143,347	138,141	(4.00)%
Human Service Advisory Board Funding	2,041,727	2,126,245	2,203,225	2,203,225	2,203,226	- %
BOCC Miscellaneous	10,118,374	6,537,647	7,445,121	7,445,121	7,362,713	(1.00)%
Office of Management & Budget	72,066	223,796	-	-	-	- %
Reserves	-	-	34,439,079	34,439,079	33,795,967	(2.00)%
Budgeted Transfers	30,043,109	50,077,612	40,686,230	40,686,230	40,238,513	(1.00)%
2003 Revenue Bond	18,504,534	18,500,067	23,010,918	23,010,918	23,008,795	- %
Quasi-external Services	144,516	158,418	230,000	230,000	230,000	- %
Total Budget	**63,437,263**	**80,682,215**	**113,269,268**	**113,269,268**	**113,186,266**	**- %**
County Administrator						
Guardian Ad Litem	212,309	247,697	321,783	321,783	328,901	2.00 %
County Administrator	752,583	819,436	754,128	754,128	791,071	5.00 %
Office of Sustainability	4,349,557	6,749,467	1,555,684	1,555,684	1,583,871	2.00 %
Office of Legislative Affairs	645,592	685,707	682,452	682,452	695,938	2.00 %
Office of Strategic Planning	90,698	101,599	124,593	124,593	132,218	6.00 %
Office of Transit	-	462,596	751,262	751,262	771,076	3.00 %
Public Information Officer	-	-	184,488	184,488	195,250	6.00 %
Extension Services	214,997	227,511	286,482	286,482	316,330	10.00 %
Total Budget	**6,265,736**	**9,294,012**	**4,660,872**	**4,660,872**	**4,814,655**	**3.00 %**
Employee Services						
Employee Services - Loss Control	902,544	1,000,910	1,341,961	1,341,961	1,231,184	(8.00)%
Employee Services - Personnel	621,049	882,231	816,475	816,475	852,675	4.00 %
Employee Services - Worker's Comp	2,568,912	2,263,932	5,320,426	5,320,426	5,332,737	- %
Employee Services - Group Insurance	20,809,535	20,438,582	30,512,160	30,512,160	34,097,464	12.00 %
Total Budget	**24,902,039**	**24,585,655**	**37,991,022**	**37,991,022**	**41,514,060**	**9.00 %**
Emergency Management						
Emergency Management	1,133,916	1,600,652	1,360,728	1,360,728	1,651,513	21.00 %
Total Budget	**1,133,916**	**1,600,652**	**1,360,728**	**1,360,728**	**1,651,513**	**21.00 %**
Veterans Affairs						
Veteran Affairs	818,278	899,084	1,054,249	1,054,249	1,087,752	3.00 %
Total Budget	**818,278**	**899,084**	**1,054,249**	**1,054,249**	**1,087,752**	**3.00 %**
Airport Services						
Key West Airport	24,969,352	54,949,946	54,992,256	54,992,256	63,935,695	16.00 %
Marathon Airport	5,446,631	24,017,533	2,401,631	2,401,631	3,514,192	46.00 %
PFC	3,682,162	741,557	1,500,000	1,500,000	5,000,000	233.00 %
Key West Airport Debt Service - Interest &	755,381	1,151,221	2,091,100	2,091,100	2,691,000	29.00 %
Total Budget	**34,853,526**	**80,860,257**	**60,984,987**	**60,984,987**	**75,140,887**	**23.00 %**

Monroe County Board of County Commissioners
FY 2025 Proposed Fiscal Plan

	FY 2022 Actual	FY 2023 Actual	FY 2024 Adopted	FY 2024 Amended	FY 2025 Proposed	FY 2025 Change
Emergency Services						
Emergency Medical Air Transport	8,454,916	9,413,934	10,442,235	10,442,235	11,111,542	6.00 %
Fire & Rescue Central	13,943,855	16,099,021	14,931,629	14,931,629	17,460,660	17.00 %
Fire & Rescue Coordinator/Fire Academy	1,941,185	2,030,438	2,835,931	2,835,931	2,913,514	3.00 %
Fire Marshal	917,147	888,637	1,092,294	1,092,294	996,003	(9.00)%
LOSAP	32,190	89,660	48,000	48,000	48,000	- %
Impact Fees Fire & EMS	-	-	191,739	191,739	184,490	(4.00)%
Fire & Rescue Key West Airport	1,885,374	2,080,387	2,300,629	2,300,629	2,413,583	5.00 %
Total Budget	**27,174,667**	**30,602,078**	**31,842,457**	**31,842,457**	**35,127,792**	**10.00 %**
Budget & Finance						
Office of Management & Budget	997,175	9,894,992	2,353,834	2,353,834	1,129,874	(52.00)%
Grants Management	135,649	140,253	426,930	426,930	327,833	(23.00)%
Purchasing	373,623	519,991	478,966	478,966	502,023	5.00 %
Total Budget	**1,506,447**	**10,555,237**	**3,259,730**	**3,259,730**	**1,959,730**	**(40.00)%**
Information Technology						
Information Technology	2,900,883	3,165,803	3,646,023	3,646,023	3,803,672	4.00 %
Total Budget	**2,900,883**	**3,165,803**	**3,646,023**	**3,646,023**	**3,803,672**	**4.00 %**
County Attorney						
County Attorney - Risk Mgmt.	6,053,026	5,380,153	11,715,395	11,715,395	11,351,579	(3.00)%
County Attorney	2,386,466	3,597,891	3,248,841	3,248,841	3,617,271	11.00 %
Total Budget	**8,439,491**	**8,978,044**	**14,964,236**	**14,964,236**	**14,968,850**	**- %**
Social Services						
Welfare Services	2,935,717	3,515,682	1,905,917	1,905,917	2,173,939	14.00 %
Social Service Transportation	1,175,776	1,181,069	1,308,785	1,308,785	1,388,004	6.00 %
Bayshore Manor	1,023,162	659,987	741,497	741,497	641,195	(14.00)%
Total Budget	**5,134,655**	**5,356,737**	**3,956,199**	**3,956,199**	**4,203,138**	**6.00 %**
Library Services						
Impact Fees Libraries	26,796	146,246	-	-	-	- %
Libraries	5,240,355	5,337,860	6,418,483	6,418,483	6,516,622	2.00 %
Total Budget	**5,267,151**	**5,484,105**	**6,418,483**	**6,418,483**	**6,516,622**	**2.00 %**
Building Department						
Building Department	5,729,803	6,021,583	6,745,453	6,745,453	6,540,657	(3.00)%
Building Refunds	43,104	137,437	30,000	30,000	80,000	167.00 %
Total Budget	**5,772,907**	**6,159,020**	**6,775,453**	**6,775,453**	**6,620,657**	**(2.00)%**

Monroe County Board of County Commissioners
FY 2025 Proposed Fiscal Plan

	FY 2022 Actual	FY 2023 Actual	FY 2024 Adopted	FY 2024 Amended	FY 2025 Proposed	FY 2025 Change
Planning & Environmental Resources						
Planning Department	2,928,748	3,135,514	3,500,127	3,500,127	3,641,238	4.00 %
Planning Commission	75,274	79,449	30,209	30,209	88,225	192.00 %
Environmental Resources	6,546,852	5,816,266	3,068,589	3,068,589	2,625,531	(14.00)%
Marine Resources	2,205,974	1,402,092	1,192,485	1,192,485	1,160,211	(3.00)%
Planning Refunds	20,801	31,058	20,000	20,000	25,000	25.00 %
Total Budget	**11,777,648**	**10,464,379**	**7,811,410**	**7,811,410**	**7,540,205**	**(3.00)%**
Code Compliance						
Code Compliance	1,724,814	1,586,422	2,620,025	2,620,025	2,382,925	(9.00)%
Total Budget	**1,724,814**	**1,586,422**	**2,620,025**	**2,620,025**	**2,382,925**	**(9.00)%**
Project Management						
Public Works Management	2,499,935	2,936,548	3,986,043	3,986,043	4,456,384	12.00 %
Animal Shelters	1,754,353	1,670,593	1,882,237	1,882,237	2,028,653	8.00 %
County Engineering Capital	56,452	-	-	-	-	- %
Physical Environment Projects	480,705	473,907	1,976,857	1,976,857	1,105,074	(44.00)%
General Gov Cap Projects	3,084,457	4,430,754	4,412,740	4,412,740	1,895,472	(57.00)%
Culture & Recreation Capital Projects	2,235,466	1,363,401	1,950,754	1,950,754	840,050	(57.00)%
Economic Environment Capital Projects	-	-	-	-	2,303,000	- %
Public Safety Capital Projects	4,271,215	660,538	24,094,693	24,094,693	46,436,995	93.00 %
Other Capital Projects	-	-	500,000	500,000	2,921,950	484.00 %
Impact Fees Parks & Recreation	31,877	7,149	860,359	860,359	647,270	(25.00)%
Wastewater MSTUs	6,542	-	-	-	-	- %
Wastewater MSTU Capital	847,358	-	-	-	-	- %
Total Budget	**15,268,361**	**11,542,890**	**39,663,683**	**39,663,683**	**62,634,848**	**58.00 %**
Engineering Services/Roads						
County Engineering Capital	27,978	-	-	-	-	- %
County Engineering General	152,079	170,745	184,485	184,485	197,144	7.00 %
Road Department	10,860,039	7,951,913	9,249,469	9,249,469	16,493,022	78.00 %
Card Sound Road	724,899	776,163	1,631,246	1,631,246	836,934	(49.00)%
Transportation Capital Projects	2,878,773	6,551,305	12,393,569	12,393,569	12,852,101	4.00 %
Impact Fees Roadways	324,884	214,343	720,192	720,192	598,515	(17.00)%
Total Budget	**14,968,652**	**15,664,470**	**24,178,961**	**24,178,961**	**30,977,716**	**28.00 %**
Solid Waste						
Impact Fees Solid Waste	-	-	135,285	135,285	137,615	2.00 %
Solid Waste	21,255,602	23,981,065	31,299,883	31,299,883	33,283,106	6.00 %
Total Budget	**21,255,602**	**23,981,065**	**31,435,168**	**31,435,168**	**33,420,721**	**6.00 %**

Monroe County Board of County Commissioners
FY 2025 Proposed Fiscal Plan

		FY 2022 Actual	FY 2023 Actual	FY 2024 Adopted	FY 2024 Amended	FY 2025 Proposed	FY 2025 Change
Elected Officials							
Clerk of Courts		6,412,700	7,235,600	8,959,815	8,959,815	10,046,015	12.00 %
Court Services Network System		-	572,984	100,000	100,000	-	(100.00)%
Communications		758,691	749,536	712,898	712,898	740,300	4.00 %
Monroe County Sheriff		66,209,873	73,586,989	80,068,479	80,068,479	83,043,885	4.00 %
LEEA		75,000	75,000	75,000	75,000	75,000	- %
Law Enforcement Trust		279,937	189,588	3,181,004	3,181,004	4,199,666	32.00 %
Tax Collector		7,055,597	8,040,176	8,575,291	8,575,291	10,619,223	24.00 %
Property Appraiser		5,113,204	5,865,699	6,365,708	6,365,708	6,688,369	5.00 %
Supervisor of Elections		2,221,487	2,841,648	3,177,039	3,177,039	2,947,589	(7.00)%
State Attorney		436,600	409,699	978,867	978,867	1,020,117	4.00 %
Public Defender		530,334	612,369	839,821	839,821	656,051	(22.00)%
Judicial Administration		2,532,202	2,368,602	3,359,696	3,359,696	2,826,481	(16.00)%
Court Technology Fund		155,621	109,291	119,755	119,755	132,066	10.00 %
	Total Budget	**91,781,245**	**102,657,181**	**116,513,373**	**116,513,373**	**122,994,762**	**6.00 %**
Tourist Development Council							
TDC District 4 Third Cent		2,065,138	2,985,184	28,981,440	28,981,440	39,833,692	37.00 %
TDC District 5 Third Cent		3,099,245	4,911,312	6,322,995	6,322,995	8,054,258	27.00 %
TDC Two Penny Events		4,486,276	5,185,599	20,514,015	20,514,015	10,696,341	(48.00)%
TDC Special Projects		865,697	1,174,716	493,200	493,200	946,172	92.00 %
TDC Two Penny Generic		10,233,133	11,269,911	40,993,802	40,993,802	25,933,972	(37.00)%
TDC District 1 Third Penny		10,114,607	13,897,914	19,401,329	19,401,329	20,045,142	3.00 %
TDC District 2 Third Cent		1,830,260	2,969,730	2,511,587	2,511,587	2,747,307	9.00 %
TDC District 3 Third Cent		3,819,550	5,039,076	6,424,561	6,424,561	8,058,513	25.00 %
	Total Budget	**36,513,907**	**47,433,442**	**125,642,929**	**125,642,929**	**116,315,397**	**(7.00)%**
Medical Examiner							
Medical Examiner		560,006	664,426	912,501	912,501	936,717	3.00 %
	Total Budget	**560,006**	**664,426**	**912,501**	**912,501**	**936,717**	**3.00 %**
Fleet Management							
Fleet Management		3,844,261	4,922,333	5,691,382	5,691,382	4,729,040	(17.00)%
	Total Budget	**3,844,261**	**4,922,333**	**5,691,382**	**5,691,382**	**4,729,040**	**(17.00)%**
Facilities Maintenance							
Facilities Maintenance		9,304,785	9,453,460	13,693,808	13,693,808	13,323,893	(3.00)%
	Total Budget	**9,304,785**	**9,453,460**	**13,693,808**	**13,693,808**	**13,323,893**	**(3.00)%**
Corrections Facilities							
Correction Facilities		2,537,410	3,050,310	3,406,307	3,406,307	4,491,686	32.00 %
	Total Budget	**2,537,410**	**3,050,310**	**3,406,307**	**3,406,307**	**4,491,686**	**32.00 %**

		FY 2022 Actual	FY 2023 Actual	FY 2024 Adopted	FY 2024 Amended	FY 2025 Proposed	FY 2025 Change
Parks & Recreation							
Parks & Recreation		3,375,145	3,790,559	5,495,850	5,495,850	5,202,681	(5.00)%
	Total Budget	**3,375,145**	**3,790,559**	**5,495,850**	**5,495,850**	**5,202,681**	**(5.00)%**
Canals							
Canals		14,653	17,687	62,200	62,200	168,000	170.00 %
	Total Budget	**14,653**	**17,687**	**62,200**	**62,200**	**168,000**	**170.00 %**
	County Total Budget	**400,533,449**	**503,451,523**	**667,311,304**	**667,311,304**	**715,714,185**	**7.00 %**

Monroe County Board of County Commissioners
FY 2025 Proposed Fiscal Plan by Division

		FY 2022 Actual	FY 2023 Actual	FY 2024 Adopted	FY 2024 Amended	FY 2025 Proposed	FY 2025 Change
B.O.C.C.							
Personnel Expenditures		1,051,007	1,218,461	1,181,063	1,181,063	1,216,641	3.00 %
Operating Expenditures		62,380,614	79,366,306	112,045,540	112,045,540	111,926,960	- %
Capital Outlay Expenditures		5,643	97,447	42,665	42,665	42,665	- %
	Total Budget	**63,437,263**	**80,682,215**	**113,269,268**	**113,269,268**	**113,186,266**	**- %**
County Administrator							
Personnel Expenditures		1,316,731	1,790,590	2,082,676	2,082,676	2,153,838	3.00 %
Operating Expenditures		4,941,609	7,493,299	2,569,896	2,569,896	2,652,317	3.00 %
Capital Outlay Expenditures		7,395	10,124	8,300	8,300	8,500	2.00 %
	Total Budget	**6,265,736**	**9,294,012**	**4,660,872**	**4,660,872**	**4,814,655**	**3.00 %**
Employee Services							
Personnel Expenditures		1,582,218	1,916,399	2,179,264	2,179,264	2,293,165	5.00 %
Operating Expenditures		23,286,318	22,654,671	35,233,610	35,233,610	38,716,395	10.00 %
Capital Outlay Expenditures		33,503	14,585	578,148	578,148	504,500	(13.00)%
	Total Budget	**24,902,039**	**24,585,655**	**37,991,022**	**37,991,022**	**41,514,060**	**9.00 %**
Emergency Management							
Personnel Expenditures		650,190	831,059	642,704	642,704	686,104	7.00 %
Operating Expenditures		368,996	581,029	398,979	398,979	673,214	69.00 %
Capital Outlay Expenditures		114,730	188,564	319,045	319,045	292,195	(8.00)%
	Total Budget	**1,133,916**	**1,600,652**	**1,360,728**	**1,360,728**	**1,651,513**	**21.00 %**
Veterans Affairs							
Personnel Expenditures		778,813	840,703	935,265	935,265	1,008,655	8.00 %
Operating Expenditures		37,866	58,381	78,984	78,984	79,097	- %
Capital Outlay Expenditures		1,599	-	40,000	40,000	-	(100.00)%
	Total Budget	**818,278**	**899,084**	**1,054,249**	**1,054,249**	**1,087,752**	**3.00 %**
Airport Services							
Personnel Expenditures		2,960,439	3,618,341	3,669,937	3,669,937	4,219,515	15.00 %
Operating Expenditures		31,340,380	76,663,316	45,870,050	45,870,050	50,759,372	11.00 %
Capital Outlay Expenditures		552,708	578,601	11,445,000	11,445,000	20,162,000	76.00 %
	Total Budget	**34,853,526**	**80,860,257**	**60,984,987**	**60,984,987**	**75,140,887**	**23.00 %**
Emergency Services							
Personnel Expenditures		18,811,577	21,029,715	20,385,083	20,385,083	23,534,103	15.00 %
Operating Expenditures		7,885,506	9,255,109	10,601,364	10,601,364	10,878,811	3.00 %
Capital Outlay Expenditures		477,584	317,253	856,010	856,010	714,878	(16.00)%
	Total Budget	**27,174,667**	**30,602,078**	**31,842,457**	**31,842,457**	**35,127,792**	**10.00 %**
Budget & Finance							
Personnel Expenditures		1,028,576	1,255,051	1,422,755	1,422,755	1,547,692	9.00 %
Operating Expenditures		292,271	8,785,750	1,834,475	1,834,475	409,538	(78.00)%
Capital Outlay Expenditures		185,600	514,435	2,500	2,500	2,500	- %
	Total Budget	**1,506,447**	**10,555,237**	**3,259,730**	**3,259,730**	**1,959,730**	**(40.00)%**

Monroe County Board of County Commissioners
FY 2025 Proposed Fiscal Plan by Division

		FY 2022 Actual	FY 2023 Actual	FY 2024 Adopted	FY 2024 Amended	FY 2025 Proposed	FY 2025 Change
Information Technology							
Personnel Expenditures		1,547,968	1,715,634	1,811,684	1,811,684	2,062,390	14.00 %
Operating Expenditures		1,258,365	1,354,345	1,377,489	1,377,489	1,361,282	(1.00)%
Capital Outlay Expenditures		94,551	95,824	456,850	456,850	380,000	(17.00)%
	Total Budget	**2,900,883**	**3,165,803**	**3,646,023**	**3,646,023**	**3,803,672**	**4.00 %**
County Attorney							
Personnel Expenditures		2,075,857	2,332,028	2,571,042	2,571,042	2,973,492	16.00 %
Operating Expenditures		6,347,977	5,764,147	12,303,209	12,303,209	11,918,523	(3.00)%
Capital Outlay Expenditures		15,657	881,868	89,985	89,985	76,835	(15.00)%
	Total Budget	**8,439,491**	**8,978,044**	**14,964,236**	**14,964,236**	**14,968,850**	**- %**
Social Services							
Personnel Expenditures		2,407,030	2,450,900	1,495,279	1,495,279	1,668,105	12.00 %
Operating Expenditures		2,726,243	2,905,837	2,460,920	2,460,920	2,535,033	3.00 %
Capital Outlay Expenditures		1,382	-	-	-	-	- %
	Total Budget	**5,134,655**	**5,356,737**	**3,956,199**	**3,956,199**	**4,203,138**	**6.00 %**
Library Services							
Personnel Expenditures		3,142,269	3,667,231	4,156,350	4,156,350	4,375,707	5.00 %
Operating Expenditures		776,239	1,153,514	1,317,975	1,317,975	1,291,565	(2.00)%
Capital Outlay Expenditures		1,348,643	663,360	944,158	944,158	849,350	(10.00)%
	Total Budget	**5,267,151**	**5,484,105**	**6,418,483**	**6,418,483**	**6,516,622**	**2.00 %**
Building Department							
Personnel Expenditures		4,598,058	5,007,499	5,646,686	5,646,686	5,564,452	(1.00)%
Operating Expenditures		1,011,232	1,126,090	999,767	999,767	927,205	(7.00)%
Capital Outlay Expenditures		163,617	25,431	129,000	129,000	129,000	- %
	Total Budget	**5,772,907**	**6,159,020**	**6,775,453**	**6,775,453**	**6,620,657**	**(2.00)%**
Planning & Environmental Resources							
Personnel Expenditures		3,739,761	4,079,656	4,449,464	4,449,464	4,513,962	1.00 %
Operating Expenditures		2,655,304	2,847,510	2,819,527	2,819,527	2,591,224	(8.00)%
Capital Outlay Expenditures		5,382,583	3,537,212	542,419	542,419	435,019	(20.00)%
	Total Budget	**11,777,648**	**10,464,379**	**7,811,410**	**7,811,410**	**7,540,205**	**(3.00)%**
Code Compliance							
Personnel Expenditures		1,253,793	1,367,885	2,014,748	2,014,748	1,817,914	(10.00)%
Operating Expenditures		418,101	213,477	578,427	578,427	565,011	(2.00)%
Capital Outlay Expenditures		52,920	5,059	26,850	26,850	-	(100.00)%
	Total Budget	**1,724,814**	**1,586,422**	**2,620,025**	**2,620,025**	**2,382,925**	**(9.00)%**
Project Management							
Personnel Expenditures		2,161,905	2,295,212	2,733,702	2,733,702	2,952,013	8.00 %
Operating Expenditures		11,286,660	8,426,062	9,731,726	9,731,726	11,835,605	22.00 %
Capital Outlay Expenditures		1,819,796	821,616	27,198,255	27,198,255	47,847,230	76.00 %
	Total Budget	**15,268,361**	**11,542,890**	**39,663,683**	**39,663,683**	**62,634,848**	**58.00 %**

Monroe County Board of County Commissioners
FY 2025 Proposed Fiscal Plan by Division

		FY 2022 Actual	FY 2023 Actual	FY 2024 Adopted	FY 2024 Amended	FY 2025 Proposed	FY 2025 Change
Engineering Services/Roads							
Personnel Expenditures		3,076,039	3,444,092	4,177,588	4,177,588	4,429,566	6.00 %
Operating Expenditures		11,271,378	11,993,002	18,198,973	18,198,973	24,445,398	34.00 %
Capital Outlay Expenditures		621,234	227,376	1,802,400	1,802,400	2,102,752	17.00 %
	Total Budget	**14,968,652**	**15,664,470**	**24,178,961**	**24,178,961**	**30,977,716**	**28.00 %**
Solid Waste							
Personnel Expenditures		1,298,059	1,443,380	1,610,937	1,610,937	1,721,772	7.00 %
Operating Expenditures		19,901,678	22,381,287	29,440,518	29,440,518	30,147,457	2.00 %
Capital Outlay Expenditures		55,866	156,398	383,713	383,713	1,551,492	304.00 %
	Total Budget	**21,255,602**	**23,981,065**	**31,435,168**	**31,435,168**	**33,420,721**	**6.00 %**
Elected Officials							
Personnel Expenditures		9,966,642	10,600,657	12,241,602	12,241,602	12,121,255	(1.00)%
Operating Expenditures		75,267,364	84,673,544	95,090,456	95,090,456	100,535,992	6.00 %
Capital Outlay Expenditures		134,538	147,379	221,500	221,500	291,500	32.00 %
Interfund Transfers		6,412,700	7,235,600	8,959,815	8,959,815	10,046,015	12.00 %
	Total Budget	**91,781,245**	**102,657,181**	**116,513,373**	**116,513,373**	**122,994,762**	**6.00 %**
Tourist Development Council							
Personnel Expenditures		494,790	610,818	737,039	737,039	845,937	15.00 %
Operating Expenditures		36,019,117	46,802,190	124,893,890	124,893,890	115,429,460	(8.00)%
Capital Outlay Expenditures		-	20,434	12,000	12,000	40,000	233.00 %
	Total Budget	**36,513,907**	**47,433,442**	**125,642,929**	**125,642,929**	**116,315,397**	**(7.00)%**
Medical Examiner							
Personnel Expenditures		-	253,060	682,127	682,127	711,462	4.00 %
Operating Expenditures		560,006	411,366	227,374	227,374	222,255	(2.00)%
Capital Outlay Expenditures		-	-	3,000	3,000	3,000	- %
	Total Budget	**560,006**	**664,426**	**912,501**	**912,501**	**936,717**	**3.00 %**
Fleet Management							
Personnel Expenditures		2,332,806	2,434,025	2,757,846	2,757,846	2,927,205	6.00 %
Operating Expenditures		1,485,790	2,292,088	2,459,536	2,459,536	1,699,835	(31.00)%
Capital Outlay Expenditures		25,664	196,221	474,000	474,000	102,000	(78.00)%
	Total Budget	**3,844,261**	**4,922,333**	**5,691,382**	**5,691,382**	**4,729,040**	**(17.00)%**
Facilities Maintenance							
Personnel Expenditures		3,832,816	4,387,840	4,547,365	4,547,365	4,850,904	7.00 %
Operating Expenditures		5,420,102	4,921,834	8,344,342	8,344,342	8,235,989	(1.00)%
Capital Outlay Expenditures		51,867	143,787	802,101	802,101	237,000	(70.00)%
	Total Budget	**9,304,785**	**9,453,460**	**13,693,808**	**13,693,808**	**13,323,893**	**(3.00)%**

Monroe County Board of County Commissioners
FY 2025 Proposed Fiscal Plan by Division

	FY 2022 Actual	FY 2023 Actual	FY 2024 Adopted	FY 2024 Amended	FY 2025 Proposed	FY 2025 Change
Corrections Facilities						
Personnel Expenditures	903,952	1,105,055	1,227,370	1,227,370	1,305,620	6.00 %
Operating Expenditures	1,627,625	1,900,763	2,098,387	2,098,387	3,186,066	52.00 %
Capital Outlay Expenditures	5,833	44,492	80,550	80,550	-	(100.00)%
Total Budget	**2,537,410**	**3,050,310**	**3,406,307**	**3,406,307**	**4,491,686**	**32.00 %**
Parks & Recreation						
Personnel Expenditures	1,289,855	1,741,796	1,930,261	1,930,261	1,747,917	(9.00)%
Operating Expenditures	1,917,110	2,010,109	3,141,562	3,141,562	3,372,864	7.00 %
Capital Outlay Expenditures	168,180	38,654	424,027	424,027	81,900	(81.00)%
Total Budget	**3,375,145**	**3,790,559**	**5,495,850**	**5,495,850**	**5,202,681**	**(5.00)%**
Canals						
Operating Expenditures	14,653	17,687	62,200	62,200	168,000	170.00 %
Total Budget	**14,653**	**17,687**	**62,200**	**62,200**	**168,000**	**170.00 %**
County Total Budget	**400,533,449**	**503,451,523**	**667,311,304**	**667,311,304**	**715,714,185**	**7.00 %**

Total FY2025 Budget - $715,714,185

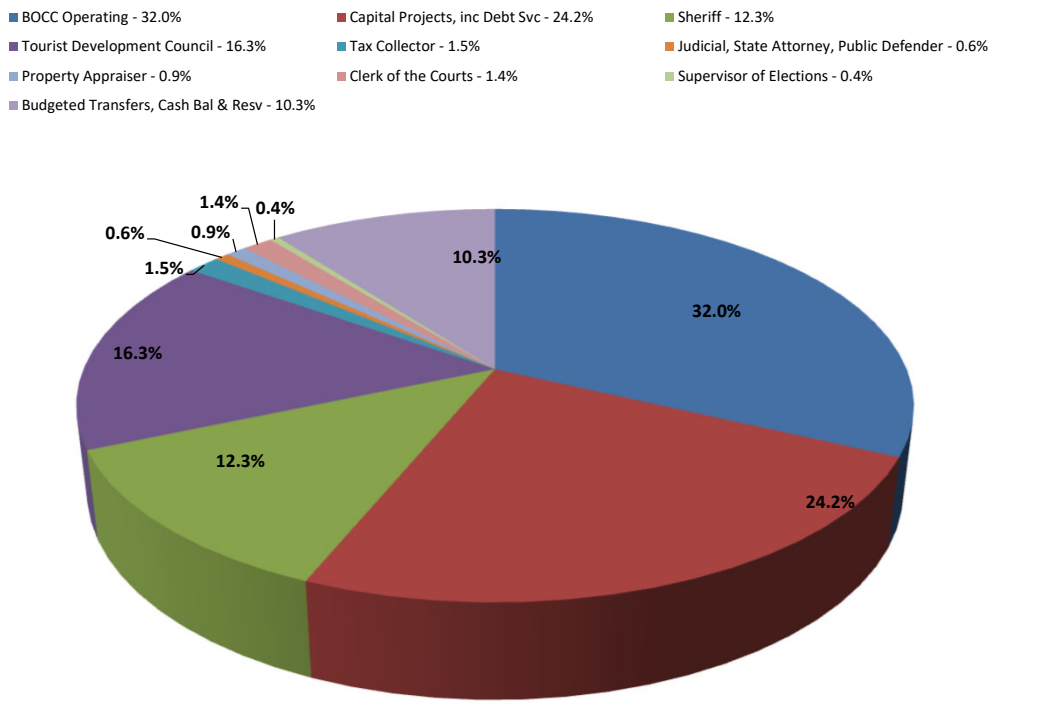

How is the BOCC portion of the Budget Allocated?
BOCC Operating - $229,224,524

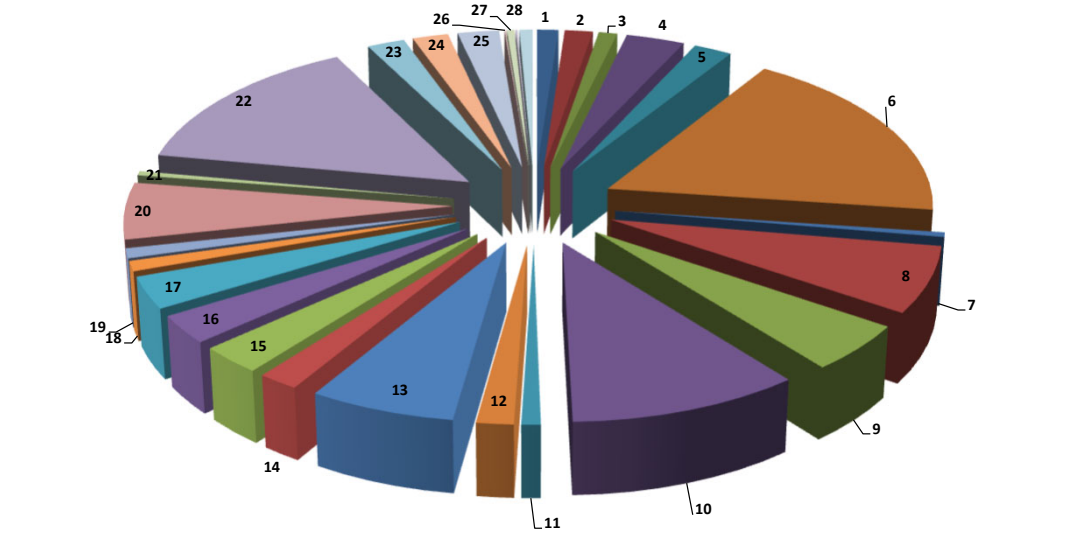

BOCC DEPARTMENT SUMMARY

BOCC Operating	FY2024 Adopted	FY2025 Proposed	Change	% Change	Explanation of Change
BOCC Admin	2,487,757	2,682,984	195,227	7.8%	$35K COLA/retirement/benefits Increases, $159K increase in operating expenses
Housing Assist & Emp Fair Share	2,623,591	3,525,927	902,336	34.4%	$902K increase in operating expenses
HSAB & Non-HSAB	2,346,572	2,341,367	(5,205)	-0.2%	$5K reduction in Other Non-Profit Funding
BOCC Misc.	7,445,121	7,362,713	(82,408)	-1.1%	$82K reduction in operating expenses
County Administrator	4,660,872	4,814,655	153,783	3.3%	$71K COLA/retirement/benefits increases, $82k increase in operating expenses. Contractual Services increased due to conversion of (1) FTE for Guardian Ad Litem.
Employee Services	37,991,022	41,514,060	3,523,038	9.3%	$114K COLA/retirement/benefits increases, $3.4M operating expenses including $3.3M group insurance claims.
Emergency Management	1,360,728	1,651,513	290,785	21.4%	$43K COLA/retirement/benefits increases, $300K increase in rent expense for new Marathon EOC, $27K reduction in other operating expenses and $26K reduction in capital outlay - equipment
Veteran's Affairs	1,054,249	1,087,752	33,503	3.2%	$73K COLA/retirement/benefits increases, $40K reduction in capital outlay vehicles.
Airport Services	14,277,147	15,613,887	1,336,740	9.4%	$549K COLA/retirement/benefits increases including (2) new FTEs added during FY2024, $187K increase in operating and $600k increase in interest expense for debt service.
Emergency Medical Air Transport	10,442,235	11,111,542	669,307	6.4%	$153K COLA/retirement/benefits increases, $516K increase transfers out to Sheriff, $10K increase to various operating, $10K decrease to capital outlay expenses
Fire & Rescue	21,208,483	23,831,760	2,623,277	12.4%	$352K COLA/retirement/benefits increases for existing employees, $2.4M increase due to the addition of (24) FTEs formerly funded under the SAFER Grant and a $94k increase for the addition of (1) FTE Logistics Assistant, $220K reduction in operating & capital expenses across several funds.
Budget & Finance	1,959,730	1,959,730	0	0.0%	$125K COLA/retirement/benefits increase net of the elimination of (1) FTE, $125K reduction in operating expenditures.
Information Technology	3,646,023	3,803,672	157,649	4.3%	$250K COLA/retirement/benefits, $16K reduction in operating expenses and $76K reduction in capital outlay
County Attorney and Risk Mgmt.	14,964,236	14,968,850	4,614	0.0%	$402K COLA/retirement/benefits increase, $300K reduction in Insurance, $84K reduction in other operating expenses and $13K reduction in capital outlay expenses
Social Services/Welfare Services	3,956,199	4,203,138	246,939	6.2%	$173K COLA/retirement/benefits increase, $71K increase in Medicaid Cost Sharing
Library Services	6,418,483	6,516,622	98,139	1.5%	$219K COLA/retirement/benefits increase, $26K reduction in various operating expenses, $95K reduction in capital outlay expenses.
Building Department	6,775,453	6,620,657	(154,796)	-2.3%	$82K COLA/retirement/benefits personnel cost reduction net of the elimination of (4) FTEs. $122K reduction in operating expenses and a $50K increase in Building Refunds.
Planning and Environmental Res.	7,811,410	7,540,205	(271,205)	-3.5%	$64K COLA/retirement/benefits increase net of the elimination of (4) FTEs. $233K reduction in operating expenses and $107K reduction in capital outlay expenses. $5k increase in Planning Refunds.
Code Compliance	2,620,025	2,382,925	(237,100)	-9.0%	$196K COLA/retirement/benefits personnel cost reduction net of the elimination of (3) FTEs. $13K net reduction in operating expenses and $27K reduction in capital outlay vehicles.
Project Management	2,148,335	2,291,364	143,029	6.7%	$1K COLA/retirement/benefits increase, $146K Animal Shelters contract increase, $3k reduction in Risk Management.
Engineering Services/Roads	1,815,731	1,034,078	(781,653)	-43.0%	$12k COLA/retirement/benefits increase, $794k net reduction in operating/capital expenses for Card Sound Road.
Facilities Maintenance	13,693,808	13,323,893	(369,915)	-2.7%	$303K COLA/retirement/benefits increase inlcuding the addition of (1) FTE for the Marathon EOC. $107K reduction across various operating expenses, $565k reduction in capital outlay vehicles.
Solid Waste	31,299,883	33,283,106	1,983,223	6.3%	$111K COLA/retirement/benefits increases, $569k net operating cost increase, $1.3M increase in capital outlay expenses.
Fleet Management	5,691,382	4,729,040	(962,342)	-16.9%	$169K COLA/retirement/benefits increases, $759K reduction in operating costs, $372K reduction in capital outlay expenses.
Corrections	3,406,307	4,491,686	1,085,379	31.9%	$78K COLA/retirement/benefits increases, $1.1M increase in operating costs including $765K increase in maintenace/repair contractual services. $80k reduction in capital outlay vehicles.
Parks & Recreation	5,495,850	5,202,681	(293,169)	-5.3%	$182K COLA/retirement/benefits net personnel reduction. $231k increase in operating costs inlcuding a $103k increase to maintenance costs for Jacobs Aquatic Center. $342k reduction in capital outlay vehicles & equipment.
Canals	62,200	168,000	105,800	170.1%	$105K increase to operating costs for the development of new canals & special assessments.
Medical Examiner	912,501	936,717	24,216	2.7%	$29K COLA/retirement/benefits increase. $5k net reduction to operating costs.
Quasi-external Services	230,000	230,000	0	0.0%	No Change
TOTAL	**218,805,333**	**229,224,524**	**10,419,191**	**4.8%**	
					*Personnel costs are COLA, Retirement and Benefits as well as position reallocations/splits

BOCC Operating Change

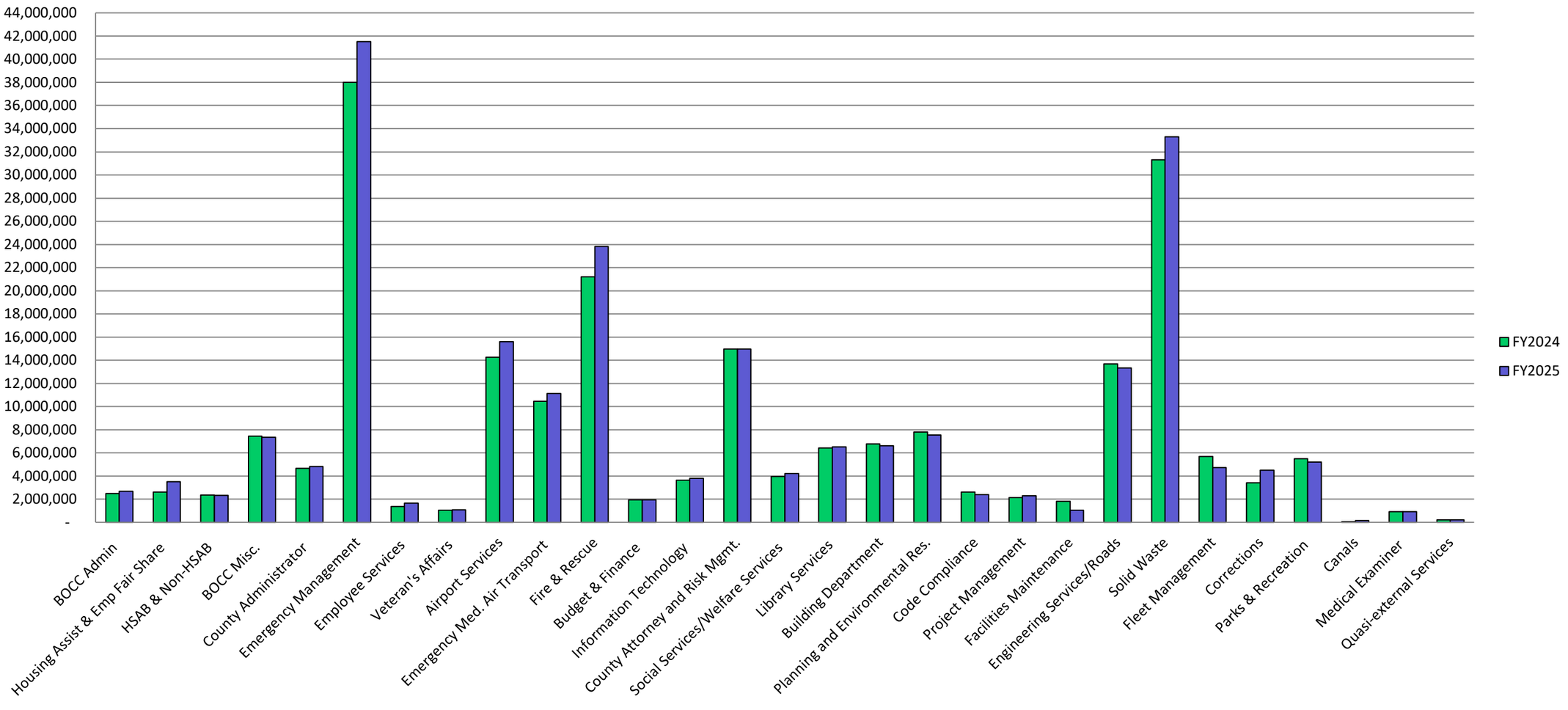

FY25 Proposed Budget

BOCC



B.O.C.C.

Proposed FY25:

FY25 Revenue Source

General Fund	$10,146,025
Other Ad Valorem	$14,051,111
Non Ad Valorem	$60,002,585
Capital Funds	$28,986,545
	$113,186,266

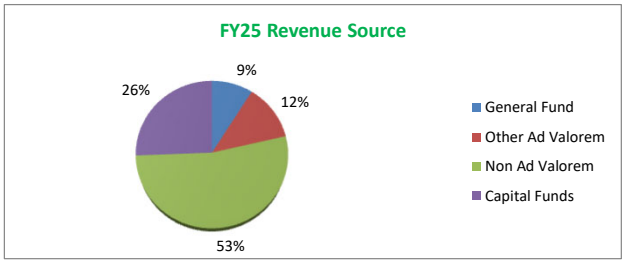

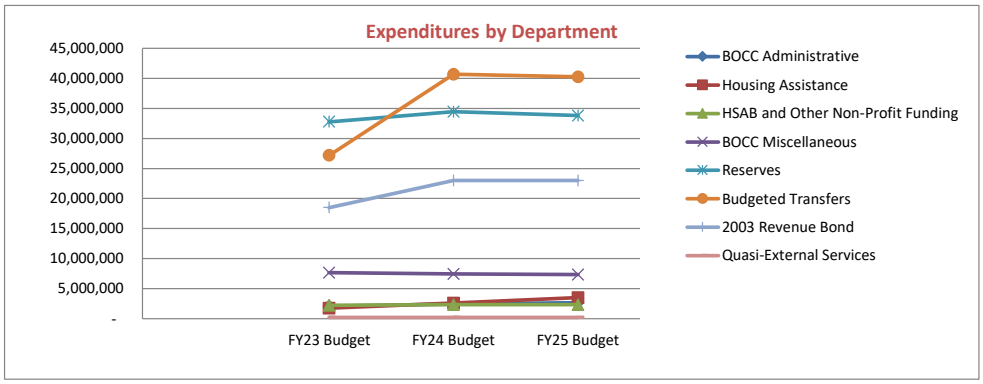

Expenditures by Department

	Adopted FY23 Budget	Adopted FY24 Budget	Proposed FY25 Budget	FY25 Change
2003 Revenue Bond	18,500,511	23,010,918	23,008,795	0.0%
BOCC Administrative	2,107,091	2,487,757	2,682,984	7.8%
BOCC Miscellaneous	7,667,646	7,445,121	7,362,713	-1.1%
Budgeted Transfers	27,195,757	40,686,230	40,238,513	-1.1%
Housing Assistance	1,779,549	2,623,591	3,525,927	34.4%
HSAB and Other Non-Profit Funding	2,254,468	2,346,572	2,341,367	-0.2%
Quasi-External Services	230,000	230,000	230,000	0.0%
Reserves	32,778,495	34,439,079	33,795,967	-1.9%
Total	92,513,517	113,269,268	113,186,266	-0.1%

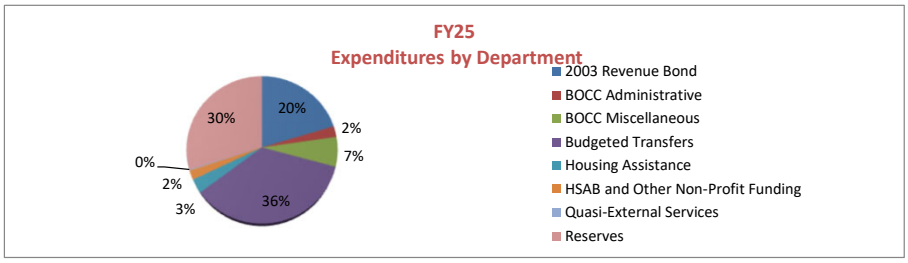

B.O.C.C.

Budgetary Cost Summary	Adopted FY23 Budget	Adopted FY24 Budget	Proposed FY25 Budget	FY25 % of Total	FY25 Change
Personnel Expenditures	1,047,423	1,181,063	1,216,641	1.1%	3.0%
Operating Expenditures	91,512,495	112,045,540	111,926,960	98.9%	-0.1%
Capital Outlay Expenditures	43,809	42,665	42,665	0.0%	0.0%
Interfund Transfers	-	-		0.0%	0.0%
Total	92,603,727	113,269,268	113,186,266	100%	-0.1%

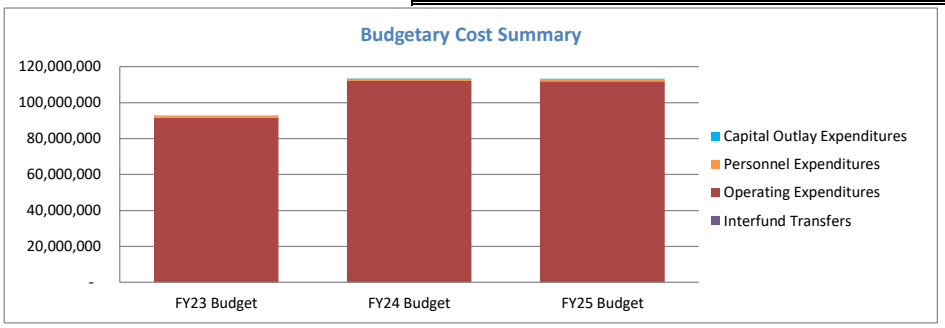

	Adopted FY23 Budget	Adopted FY24 Budget	Proposed FY25 Budget	FY25 Change
FTE History	11.00	11.00	11.00	-
FY24 Proposed Changes	No changes			
FY25 Proposed Changes	No changes			

B.O.C.C.

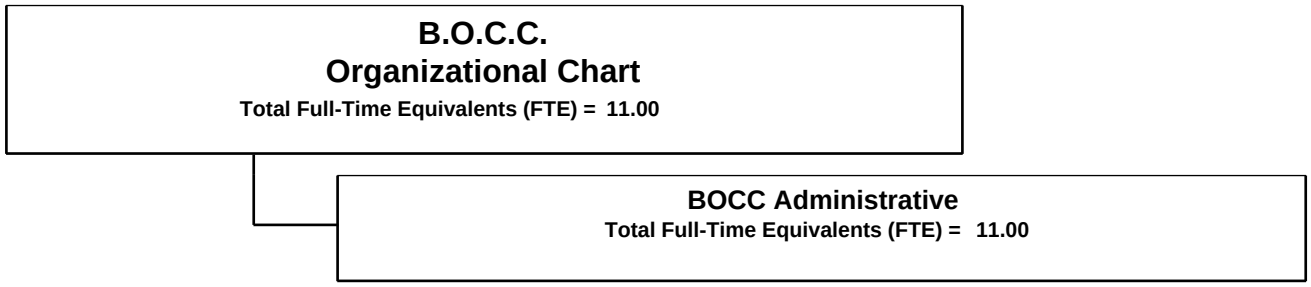
B.O.C.C.
Organizational Chart
Total Full-Time Equivalents (FTE) = 11.00
BOCC Administrative
Total Full-Time Equivalents (FTE) = 11.00

B.O.C.C.

Vision

Creating a better life every day for everyone in the Florida Keys

Mission Statement

To enhance quality of life by providing outstanding public service responsive to the needs of our citizens, our unique community and our environment

Strategic Goals

Quality of Life: Areas of Concern & Priority
Community Character-
Smart Growth
Respectful Redevelopment
Illegal Transient Rentals
Collaboration with municipalities and other synergistic agencies

Viability-
Workforce Housing
Traffic and Road Safety on US1
Enhanced Public Transportation
Address Infrastructure concerns related to Climate Change and future storm resiliency
Wind and Flood Insurance Rates

Services to All-
Parks and Recreation
Access to water for economy and recreation
Services to Special Needs Populations highlighting Mental Health, Seniors, Drug Dependency/Opioid Crisis, Homelessness, Children/Teens in crisis

Environment: Areas of Concern & Priority
Conservation-
Coral Reef conservation
Nearshore Water Quality
Strengthen Strategic Environment Partnership (i.e.- FL Keys National Marine Sanctuary, Army Corp, etc.)
Reuse/Reduction/Recycling of solid waste

Protection-
Enforcement of Regulatory Statutes: local, state and federal
Nearshore Water and Benthic monitoring
Pursue Protective Ordinances
Canal Protection

Restoration-
Irma Recovery
Canal Restoration
Nearshore Water Quality and Benthic Restoration
Florida Bay and Everglades projects and advocacy

Resiliency-
Adaptation plans to help plant, animals and humans adapt to climate change impacts
Mitigation plans to help avoid climate change impacts
Stormwater Solutions

Economy: Areas of Concern & Priority
Workforce-
Workforce Housing
Workforce Transportation- Alternative Solutions

Infrastructure-
Quality of the Keys Experience- Upkeep of our attractions including Environment, Historical Sites and Beautification
Tourism Transportation- Alternative Solutions

B.O.C.C.

Budgetary Cost Summary	FY 2022 Actual	FY 2023 Actual	FY 2024 Adopted	FY 2024 Amended	FY 2025 Proposed	FY 2025 Change
Personnel Expenditures	1,051,007	1,218,461	1,181,063	1,181,063	1,216,641	3.0%
Operating Expenditures	62,380,614	79,366,306	112,045,540	112,045,540	111,926,960	(0.1)%
Capital Outlay Expenditures	5,643	97,447	42,665	42,665	42,665	-%
Total Budget	**63,437,263**	**80,682,215**	**113,269,268**	**113,269,268**	**113,186,266**	**(0.1)%**

Appropriations by Department	FY 2022 Actual	FY 2023 Actual	FY 2024 Adopted	FY 2024 Amended	FY 2025 Proposed	FY 2025 Change
2003 Revenue Bond	18,504,534	18,500,067	23,010,918	23,010,918	23,008,795	-%
BOCC Administrative	1,777,874	2,107,091	2,487,757	2,487,757	2,682,984	8%
BOCC Miscellaneous	10,118,374	6,537,647	7,445,121	7,445,121	7,362,713	(1)%
Budgeted Transfers	30,043,109	50,077,612	40,686,230	40,686,230	40,238,513	(1)%
Housing Assistance	616,221	818,295	2,623,591	2,623,591	3,525,927	34%
Human Service Advisory Board Funding	2,041,727	2,126,245	2,203,225	2,203,225	2,203,226	-%
Office of Management & Budget	72,066	223,796	-	-	-	-%
Other Non-profit Funding (Not HSAB)	118,843	133,046	143,347	143,347	138,141	(4)%
Quasi-external Services	144,516	158,418	230,000	230,000	230,000	-%
Reserves	-	-	34,439,079	34,439,079	33,795,967	(2)%
Total Budget	**63,437,263**	**80,682,215**	**113,269,268**	**113,269,268**	**113,186,266**	**-%**

Revenue Sources	FY 2022 Actual	FY 2023 Actual	FY 2024 Adopted	FY 2024 Amended	FY 2025 Proposed	FY 2025 Change
General Fund	5,493,537	16,339,763	21,491,452	21,491,452	10,146,025	(52.8)%
Affordable Housing Programs	-	-	317,850	317,850	317,850	-%
Fine & Forfeiture Fund	1,321,929	1,519,232	5,812,863	5,812,863	5,985,000	3.0%
Road And Bridge Fund	408,919	408,919	2,644,876	2,644,876	2,358,919	(10.8)%
Middle Keys Health Care MSTU	1,982,985	2,328,364	2,701,948	2,701,948	3,336,887	23.5%
TDC District Two Penny	72,713	72,713	72,713	72,713	72,713	-%
TDC Admin & Promo 2 Cent	114,278	114,278	114,278	114,278	114,278	-%
TDC District 1 Third Cent	54,392	54,392	54,392	54,392	54,392	-%
TDC District 2 Third Cent	14,975	14,975	14,975	14,975	14,975	-%
TDC District 3 Third Cent	13,595	13,595	13,595	13,595	13,595	-%
TDC District 4 Third Cent	13,002	13,002	13,002	13,002	13,002	-%
TDC District 5 Third Cent	26,318	26,318	26,318	26,318	26,318	-%
Governmental Fund Type Grants	5,364,170	1,301,623	-	-	-	-%
Impact Fees Fund - Libraries	-	143,538	-	-	-	-%
Fire & Ambulance, District #1 - Lower and Middle Keys	1,178,309	1,219,110	2,450,778	2,450,778	2,273,110	(7.2)%
Unincorporated Svc District - Parks & Recreation	331,776	331,776	574,477	574,477	581,776	1.3%
Unincorporated Svc District - Planning, Building, and Zoning	1,392,847	1,412,580	676,118	676,118	700,000	3.5%
Municipal Policing	-	14,338	1,022,902	1,022,902	1,014,338	(0.8)%
Duck Key Security District	107,959	110,570	160,000	160,000	160,000	-%
Local Housing Assistance Trust Fund	510,263	817,797	2,333,591	2,333,591	3,235,927	38.7%
Boating Improvement Fund (BIF)	-	7,363	475,000	475,000	475,000	-%

B.O.C.C.

Miscellaneous Special Revenue Fund	138,989	140,909	2,417,323	2,417,323	2,162,536	(10.5)%
Environmental Restoration Fund	-	2,449	250,700	250,700	250,000	(0.3)%
Law Enforcement Trust (600)	-	-	23,750	23,750	23,750	-%
Court Facilities Fees Trust (602)	-	-	95,000	95,000	95,000	-%
Clerk's Drug Abuse Trust (603)	40,044	54,977	65,000	65,000	65,000	-%
Marathon Municipal Service Taxing Unit	-	2,736	-	-	-	-%
Bay Point Wastewater Municipal Service Taxing Unit	-	48,024	-	-	-	-%
Big Coppitt Wastewater Municipal Service Taxing Unit	-	531	-	-	-	-%
Key Largo Wastewater Municipal Service Taxing Unit	-	9,119	-	-	-	-%
Stock Island Wastewater MSTU	-	1,375,831	-	-	-	-%
Conch Key Municipal Service Taxing Unit	-	595	-	-	-	-%
Long Key, Layton Municipal Service Taxing Unit	-	261,727	-	-	-	-%
Duck Key Municipal Service Taxing Unit	-	45,760	-	-	-	-%
Canal Special Assessments	-	-	15,000	15,000	25,000	66.7%
Building Fund	538,659	538,659	638,659	638,659	638,659	-%
Debt Service Fund	18,504,534	18,500,067	24,010,918	24,010,918	24,008,795	-%
One Cent Infrastructure Surtax	19,207,766	22,921,647	26,177,837	26,177,837	26,627,626	1.7%
Infrastructure Revenue Bonds Series 2007	-	186,086	-	-	-	-%
Big Coppitt Waste Water Project	-	126,536	-	-	-	-%
Duck Key Waste Water Project	-	664,405	-	-	-	-%
Cudjoe Regional WW Project	2,125,740	4,128,796	-	-	-	-%
Infrastructure Revenue Bonds Series 2014	-	1,538,160	-	-	-	-%
Long Key Wastewater	-	398,300	-	-	-	-%
Land Acquisition	-	-	150,000	150,000	150,000	-%
Card Sound Bridge	79,776	79,776	850,594	850,594	579,776	(31.8)%
Marathon Airport	137,385	137,385	347,385	347,385	347,385	-%
Key West International Airport	499,097	477,280	490,579	490,579	5,552,280	1,031.8%
General Airport Revenue Bond	-	-	2,864,750	2,864,750	2,864,750	-%
PFC & Oper Restrictions	2,737,010	1,682,853	2,445,000	2,445,000	7,597,463	210.7%
MSD Solid Waste Management	235,202	235,202	3,775,639	3,775,639	3,735,202	(1.1)%
Worker's Compensation	-	69,064	298,756	298,756	294,064	(1.6)%
Group Insurance Fund	127,936	127,936	4,796,502	4,796,502	4,877,936	1.7%
Risk Management Fund	133,720	133,720	1,684,895	1,684,895	1,500,000	(11.0)%
Fleet Management Fund	529,439	529,439	882,353	882,353	879,439	(0.3)%
Fire & EMS LOSAP Trust Fund	-	-	17,500	17,500	17,500	-%
Total Revenue	**63,437,263**	**80,682,215**	**113,269,268**	**113,269,268**	**113,186,266**	**(0.1)%**

Position Summary by Department	FY 2022 Actual	FY 2023 Actual	FY 2024 Adopted	FY 2025 Proposed	FY 2025 Variance
BOCC Administrative	11.00	11.00	11.00	11.00	-
Total Full-Time FTE	11.00	11.00	11.00	11.00	-
Total FTE	**11.00**	**11.00**	**11.00**	**11.00**	**-**

B.O.C.C.

BOCC Administrative

Mission Statement

Serve as the chief legislative and policy-making body for Monroe County, Florida. The five-member body enacts legislation and sets policy to improve the County and the welfare of its residents.

Description and Services Provided

Constitutional Establishment Article VIII, Section 1(e) of the Florida Constitution states that except when otherwise provided by county charter, the governing body of each county shall be a Board of County Commissioners composed of five members serving staggered terms of four years. After each decennial census, the BOCC shall divide the county into districts of contiguous territory as nearly equal in population as practical. One commissioner residing in each district shall be elected by voters. Below are some of the services provided by the BOCC:

-Review and pass the County budget and levy taxes. The budget is approved every year in September.
-Make appropriations for the operation of the County as identified in the budget.
-Authorize bonds for capital improvement projects.
-Manage County properties through the County Administrator.
-Confirm division and department heads appointed by the County Administrator and appoint members to special boards and committees.
-Establish policies which, through the County Administrator, filters down to department heads and others who execute them.
-Present ordinances to the public for hearings and then vote whether or not to adopt them for inclusion in the County Code.

The Board meets on the third Wednesday and (if needed) Thursday of every month at 9:00am at one of the following three locations: Murray E. Nelson Government Center in Key Largo, Marathon Government Center in Marathon, and Harvey Government Center in Key West.

Monroe County Website address: www.monroecounty-fl.gov

Budgetary Cost Summary	FY 2022 Actual	FY 2023 Actual	FY 2024 Adopted	FY 2024 Amended	FY 2025 Proposed	FY 2025 Change
Personnel Expenditures	952,867	1,107,714	1,181,063	1,181,063	1,216,641	3.0%
Operating Expenditures	825,006	906,204	1,264,029	1,264,029	1,423,678	12.6%
Capital Outlay Expenditures	-	93,173	42,665	42,665	42,665	-%
Total Budget	**1,777,874**	**2,107,091**	**2,487,757**	**2,487,757**	**2,682,984**	**7.8%**

Revenue Sources	FY 2022 Actual	FY 2023 Actual	FY 2024 Adopted	FY 2024 Amended	FY 2025 Proposed	FY 2025 Change
General Fund	1,777,874	2,107,091	2,487,757	2,487,757	2,511,832	1.0%
Miscellaneous Special Revenue Fund	-	-	-	-	171,152	-%
Total Revenue	**1,777,874**	**2,107,091**	**2,487,757**	**2,487,757**	**2,682,984**	**7.8%**

Position Summary	FY 2022 Actual	FY 2023 Actual	FY 2024 Adopted	FY 2025 Proposed	FY 2025 Variance
Administrative Support	6.00	6.00	6.00	6.00	-
Officials & Administrators	5.00	5.00	5.00	5.00	-
Total Full-Time FTE	11.00	11.00	11.00	11.00	-
Total FTE	**11.00**	**11.00**	**11.00**	**11.00**	**-**

B.O.C.C.

Housing Assistance

Description and Services Provided

These programs include SHIP and CDBG grant funding. The CDBG grants include Disaster Recovery, Small Cities and DREF programs.

Advisory Board:

• Housing Financial Authority

Budgetary Cost Summary	FY 2022 Actual	FY 2023 Actual	FY 2024 Adopted	FY 2024 Amended	FY 2025 Proposed	FY 2025 Change
Personnel Expenditures	98,139	110,748	-	-	-	-%
Operating Expenditures	518,081	706,343	2,623,591	2,623,591	3,525,927	34.4%
Capital Outlay Expenditures	-	1,204	-	-	-	-%
Total Budget	**616,221**	**818,295**	**2,623,591**	**2,623,591**	**3,525,927**	**34.4%**

Revenue Sources	FY 2022 Actual	FY 2023 Actual	FY 2024 Adopted	FY 2024 Amended	FY 2025 Proposed	FY 2025 Change
Affordable Housing Programs	-	-	290,000	290,000	290,000	-%
Governmental Fund Type Grants	105,958	498	-	-	-	-%
Local Housing Assistance Trust Fund	510,263	817,797	2,333,591	2,333,591	3,235,927	38.7%
Total Revenue	**616,221**	**818,295**	**2,623,591**	**2,623,591**	**3,525,927**	**34.4%**

B.O.C.C.

Other Non-profit Funding (Not HSAB)

Mission Statement

To provide support to essential non-profit service providers.

Description and Services Provided

All non-profit programs are funded with Ad Valorem Property Tax Revenue.

The following Agencies receive additional funding from Monroe County through other programs:

•Council of the Arts- $100,000 from TDC plus $87,800 from B.O.C.C Non-HSAB funding, for a total of $187,800 in County funding. In addition, the Board provides free office space to the Arts Council in the Gato Building.
•Guidance Care Center - B.O.C.C. Direct funding $33,841 (Grant Match)

Major Variances

This budget includes the following funding:

•AARP Big Pine $4,000
•AARP Lower Keys $4,000
•AARP Middle Keys $4,000
•AARP Upper Keys $4,000
•Council of the Arts $87,800
•Guidance Care Center Transportation Disadv. Comm. Program $33,841
•Older American Volunteer Program $500

Total $138,141

Budgetary Cost Summary	FY 2022 Actual	FY 2023 Actual	FY 2024 Adopted	FY 2024 Amended	FY 2025 Proposed	FY 2025 Change
Operating Expenditures	118,843	133,046	143,347	143,347	138,141	(3.6)%
Total Budget	**118,843**	**133,046**	**143,347**	**143,347**	**138,141**	**(3.6)%**

Revenue Sources	FY 2022 Actual	FY 2023 Actual	FY 2024 Adopted	FY 2024 Amended	FY 2025 Proposed	FY 2025 Change
General Fund	118,843	133,046	143,347	143,347	138,141	(3.6)%
Total Revenue	**118,843**	**133,046**	**143,347**	**143,347**	**138,141**	**(3.6)%**

B.O.C.C.

Human Service Advisory Board Funding

Mission Statement

The mission of the Human Service Advisory Board (H.S.A.B.) is to annually make funding recommendations to the BOCC for county-wide human services from eligible non-profit organizations. The H.S.A.B. Boards accepts and reviews numerous applications from Monroe County non-profit human service organizations and provides recommendations to the BOCC.

Description and Services Provided

The services provided from the H.S.A.B include medical and health services, child care and mentoring, food, clothing, literacy training and services for the elderly and disabled.

Advisory Board
Human Service Advisory Board
The 5 members of the HSAB are each appointed by a County Commissioner.

Major Variances

All non-profit programs are funded with Ad Valorem Property Tax Revenue.

The Human Service Advisory Board met to make funding recommendations to the Board of County Commissioners for the FY25 budget. Funding recommendation is for twenty-eight organizations as follows:

o AIDS Help: $100,000
o Anchors Aweigh: $15,000
o Autism Society of the Keys (ASK): $45,000
o Boys and Girls Club: $85,000
o Burton Memorial UMC: $15,000
o Domestic Abuse Shelter: $97,742
o Florida Keys Area Health Education Ctr. (AHEC): $195,000
o Florida Keys Children's Shelter: $150,000
o Florida Keys Healthy Start Coalition: $110,000
o Florida Keys Outreach Coalition: $110,000
o GCC Heron: $45,000
o Good Health Clinic: $100,000
o Grace Jones Community Center: $60,000
o Independence Cay: $45,000
o Keys Area Interdenominational Resources: $45,000
o Keys to be the Change: $42,000
o Literacy Volunteers: $45,000
o Heart of the Keys/Marathon Recreation Center: $50,000
o Monroe Assoc. for Retarded Citizens (MARC): $205,000
o Samuel's House: $110,000
o Star of the Sea Foundation: $90,000
o Wesley House: $113,000
o Womankind: $160,000
o Special Olympics: $27,742
o A Positive Step: $55,000
o Kids Come First In The Florida Keys, Inc.: $37,742
o Key West Community Sailing: $25,000
o Rural Health Network: $15,000
o Presents in Paradise: $5,000
o The Hammock House at St. Columba Episcopal: $5,000

Total: $2,203,226

Budgetary Cost Summary	FY 2022 Actual	FY 2023 Actual	FY 2024 Adopted	FY 2024 Amended	FY 2025 Proposed	FY 2025 Change
Operating Expenditures	2,041,727	2,126,245	2,203,225	2,203,225	2,203,226	-%
Total Budget	**2,041,727**	**2,126,245**	**2,203,225**	**2,203,225**	**2,203,226**	**-%**

B.O.C.C.

Revenue Sources	FY 2022 Actual	FY 2023 Actual	FY 2024 Adopted	FY 2024 Amended	FY 2025 Proposed	FY 2025 Change
General Fund	2,041,727	2,126,245	2,203,225	2,203,225	2,203,226	-%
Total Revenue	**2,041,727**	**2,126,245**	**2,203,225**	**2,203,225**	**2,203,226**	**-%**

B.O.C.C.

BOCC Miscellaneous

Description and Services Provided

To account for State mandated and miscellaneous programs.

Major Variances

This budget includes the following funding:

From the General Fund (001)- Ad Valorem funds
> Promotional Advertising: $5,000 (Conch certificates and other awards)
> Value Adjustment Board: $35,000
> Hurricane: $100,000
> Firm Study: $50,000
> Lower Keys Medical Center-Baker Act: $83,333 (State Mandate 394.76 F.S.)
> Guidance Care Center-Baker Act Transportation: $210,740 (State Mandate 394.76 F.S.)
> Guidance Care Center-Substance Abuse Mental Health: $875,000 (State Mandate F.S. 394.76)
> Historic FL Keys Foundation: $32,450
> Guidance Care Center- Jail Incarceration Program (JIP): $221,303 (Grant match)

From Fine & Forfeiture Fund (101)- Ad Valorem funds
> Juvenile Detention Cost Share: $250,000 (State mandate, Section 985.686, F.S.)
>Tax Increment Payment: $1,900,000

From Middle Keys Health Care MSTU Fund (104)- Ad Valorem fund
> Middle Keys Health Care: $3,310,993 (Ordinance 012-2018)

From Duck Key Security District Fund (152) -Special Revenue Fund
> Duck Key Security Special District $115,000 (Governed by the Duck Key Security Advisory Board)

From Miscellaneous Special Revenue Fund (158)
> FL Keys Council of Handicapped: $3,000
> Ord 016-2004 Legal Aid: $40,000
> Ord 021-2002 Traffic Education Fund: $50,000

From Drug Abuse Fund (164) -Special Revenue Fund
> Drug Abuse Trust $55,000

Total: $7,336,819

Governmental Fund Type Grants will be rolled over into the FY2025 budget when the prior year's expenditures are reconciled.

Budgetary Cost Summary	FY 2022 Actual	FY 2023 Actual	FY 2024 Adopted	FY 2024 Amended	FY 2025 Proposed	FY 2025 Change
Operating Expenditures	10,112,731	6,534,576	7,445,121	7,445,121	7,362,713	(1.1)%
Capital Outlay Expenditures	5,643	3,071	-	-	-	-%
Total Budget	**10,118,374**	**6,537,647**	**7,445,121**	**7,445,121**	**7,362,713**	**(1.1)%**

B.O.C.C.

Revenue Sources	FY 2022 Actual	FY 2023 Actual	FY 2024 Adopted	FY 2024 Amended	FY 2025 Proposed	FY 2025 Change
General Fund	1,340,321	1,339,973	2,845,173	2,845,173	1,612,826	(43.3)%
Fine & Forfeiture Fund	1,321,929	1,485,524	1,750,000	1,750,000	2,150,000	22.9%
Middle Keys Health Care MSTU	1,982,985	2,328,364	2,626,948	2,626,948	3,336,887	27.0%
Governmental Fund Type Grants	5,186,146	1,077,330	-	-	-	-%
Duck Key Security District	107,959	110,570	115,000	115,000	115,000	-%
Miscellaneous Special Revenue Fund	138,989	140,909	53,000	53,000	93,000	75.5%
Clerk's Drug Abuse Trust (603)	40,044	54,977	55,000	55,000	55,000	-%
Total Revenue	**10,118,374**	**6,537,647**	**7,445,121**	**7,445,121**	**7,362,713**	**(1.1)%**

B.O.C.C.
Reserves

Description and Services Provided

Each fund is set up with a Reserves budget, generally with contingency and cash balance line items.

Contingency items can be budgeted for up to 10% of the total operating fund budget and can be used for unexpected expenditures. The BOCC must approve resolutions to transfer funds from contingency.

Emergency Reserves in the General Fund include $10M for natural and/or man-made disasters.

Budgetary Cost Summary	FY 2022 Actual	FY 2023 Actual	FY 2024 Adopted	FY 2024 Amended	FY 2025 Proposed	FY 2025 Change
Operating Expenditures	-	-	34,439,079	34,439,079	33,795,967	(1.9)%
Total Budget	**-**	**-**	**34,439,079**	**34,439,079**	**33,795,967**	**(1.9)%**

Revenue Sources	FY 2022 Actual	FY 2023 Actual	FY 2024 Adopted	FY 2024 Amended	FY 2025 Proposed	FY 2025 Change
General Fund	-	-	3,381,950	3,381,950	3,250,000	(3.9)%
Affordable Housing Programs	-	-	27,850	27,850	27,850	-%
Fine & Forfeiture Fund	-	-	4,029,529	4,029,529	3,800,000	(5.7)%
Road And Bridge Fund	-	-	2,235,957	2,235,957	1,950,000	(12.8)%
Middle Keys Health Care MSTU	-	-	75,000	75,000	-	(100.0)%
Fire & Ambulance, District #1 - Lower and Middle Keys	-	-	1,277,668	1,277,668	1,100,000	(13.9)%
Unincorporated Svc District - Parks & Recreation	-	-	242,701	242,701	250,000	3.0%
Unincorporated Svc District - Planning, Building, and Zoning	-	-	676,118	676,118	700,000	3.5%
Municipal Policing	-	-	1,008,564	1,008,564	1,000,000	(0.8)%
Duck Key Security District	-	-	45,000	45,000	45,000	-%
Boating Improvement Fund (BIF)	-	-	475,000	475,000	475,000	-%
Miscellaneous Special Revenue Fund	-	-	1,252,117	1,252,117	1,252,117	-%
Environmental Restoration Fund	-	-	250,700	250,700	250,000	(0.3)%
Law Enforcement Trust (600)	-	-	23,750	23,750	23,750	-%
Court Facilities Fees Trust (602)	-	-	95,000	95,000	95,000	-%
Clerk's Drug Abuse Trust (603)	-	-	10,000	10,000	10,000	-%
Canal Special Assessments	-	-	15,000	15,000	25,000	66.7%
Building Fund	-	-	100,000	100,000	100,000	-%
Debt Service Fund	-	-	1,000,000	1,000,000	1,000,000	-%
One Cent Infrastructure Surtax	-	-	3,548,024	3,548,024	4,000,000	12.7%
Land Acquisition	-	-	150,000	150,000	150,000	-%
Card Sound Bridge	-	-	770,818	770,818	500,000	(35.1)%
Marathon Airport	-	-	210,000	210,000	210,000	-%
Key West International Airport	-	-	13,299	13,299	75,000	464.0%
General Airport Revenue Bond	-	-	2,864,750	2,864,750	2,864,750	-%
PFC & Oper Restrictions	-	-	300,000	300,000	300,000	-%
MSD Solid Waste Management	-	-	3,540,437	3,540,437	3,500,000	(1.1)%
Worker's Compensation	-	-	229,692	229,692	225,000	(2.0)%
Group Insurance Fund	-	-	4,668,566	4,668,566	4,750,000	1.7%
Risk Management Fund	-	-	1,551,175	1,551,175	1,500,000	(3.3)%
Fleet Management Fund	-	-	352,914	352,914	350,000	(0.8)%
Fire & EMS LOSAP Trust Fund	-	-	17,500	17,500	17,500	-%
Total Revenue	**-**	**-**	**34,439,079**	**34,439,079**	**33,795,967**	**(1.9)%**

B.O.C.C.

Budgeted Transfers

Description and Services Provided

To account for interfund transfers such as Workers Comp, Group Insurance, Risk Management, Fleet Management (vehicle maintenance), Cost Allocation and Debt Service charges along with grant matches.

Major Variances

Budget changes are from Governmental Grant Fund rollovers and unanticipated Grant revenues. Rollovers are not part of the budget adoption process. By resolutions, Grants are budgeted in October. Later in the fiscal year when Grants are reconciled by Finance, resolutions will be approved to amend the October rollover amounts to an exact amount. OMB calls this action, a true-up process.

Budgetary Cost Summary	FY 2022 Actual	FY 2023 Actual	FY 2024 Adopted	FY 2024 Amended	FY 2025 Proposed	FY 2025 Change
Operating Expenditures	30,043,109	50,077,612	40,686,230	40,686,230	40,238,513	(1.1)%
Total Budget	**30,043,109**	**50,077,612**	**40,686,230**	**40,686,230**	**40,238,513**	**(1.1)%**

B.O.C.C.

Revenue Sources	FY 2022 Actual	FY 2023 Actual	FY 2024 Adopted	FY 2024 Amended	FY 2025 Proposed	FY 2025 Change
General Fund	70,256	10,474,992	10,200,000	10,200,000	200,000	(98.0)%
Fine & Forfeiture Fund	-	33,708	33,334	33,334	35,000	5.0%
Road And Bridge Fund	408,919	408,919	408,919	408,919	408,919	-%
TDC District Two Penny	72,713	72,713	72,713	72,713	72,713	-%
TDC Admin & Promo 2 Cent	114,278	114,278	114,278	114,278	114,278	-%
TDC District 1 Third Cent	54,392	54,392	54,392	54,392	54,392	-%
TDC District 2 Third Cent	14,975	14,975	14,975	14,975	14,975	-%
TDC District 3 Third Cent	13,595	13,595	13,595	13,595	13,595	-%
TDC District 4 Third Cent	13,002	13,002	13,002	13,002	13,002	-%
TDC District 5 Third Cent	26,318	26,318	26,318	26,318	26,318	-%
Impact Fees Fund - Libraries	-	143,538	-	-	-	-%
Fire & Ambulance, District #1 - Lower and Middle Keys	1,178,309	1,219,110	1,173,110	1,173,110	1,173,110	-%
Unincorporated Svc District - Parks & Recreation	331,776	331,776	331,776	331,776	331,776	-%
Unincorporated Svc District - Planning, Building, and Zoning	1,392,847	1,412,580	-	-	-	-%
Municipal Policing	-	14,338	14,338	14,338	14,338	-%
Boating Improvement Fund (BIF)	-	7,363	-	-	-	-%
Miscellaneous Special Revenue Fund	-	-	1,112,206	1,112,206	646,267	(41.9)%
Environmental Restoration Fund	-	2,449	-	-	-	-%
Marathon Municipal Service Taxing Unit	-	2,736	-	-	-	-%
Bay Point Wastewater Municipal Service Taxing Unit	-	48,024	-	-	-	-%
Big Coppitt Wastewater Municipal Service Taxing Unit	-	531	-	-	-	-%
Key Largo Wastewater Municipal Service Taxing Unit	-	9,119	-	-	-	-%
Stock Island Wastewater MSTU	-	1,375,831	-	-	-	-%
Conch Key Municipal Service Taxing Unit	-	595	-	-	-	-%
Long Key, Layton Municipal Service Taxing Unit	-	261,727	-	-	-	-%
Duck Key Municipal Service Taxing Unit	-	45,760	-	-	-	-%
Building Fund	538,659	538,659	538,659	538,659	538,659	-%
One Cent Infrastructure Surtax	19,207,766	22,921,647	22,629,813	22,629,813	22,627,626	-%
Infrastructure Revenue Bonds Series 2007	-	186,086	-	-	-	-%
Big Coppitt Waste Water Project	-	126,536	-	-	-	-%
Duck Key Waste Water Project	-	664,405	-	-	-	-%
Cudjoe Regional WW Project	2,125,740	4,128,796	-	-	-	-%
Infrastructure Revenue Bonds Series 2014	-	1,538,160	-	-	-	-%
Long Key Wastewater	-	398,300	-	-	-	-%
Card Sound Bridge	79,776	79,776	79,776	79,776	79,776	-%
Marathon Airport	137,385	137,385	137,385	137,385	137,385	-%
Key West International Airport	499,097	477,280	477,280	477,280	5,477,280	1,047.6%
PFC & Oper Restrictions	2,737,010	1,682,853	2,145,000	2,145,000	7,297,463	240.2%
MSD Solid Waste Management	235,202	235,202	235,202	235,202	235,202	-%
Worker's Compensation	-	69,064	69,064	69,064	69,064	-%
Group Insurance Fund	127,936	127,936	127,936	127,936	127,936	-%
Risk Management Fund	133,720	133,720	133,720	133,720	-	(100.0)%
Fleet Management Fund	529,439	529,439	529,439	529,439	529,439	-%
Total Revenue	**30,043,109**	**50,077,612**	**40,686,230**	**40,686,230**	**40,238,513**	**(1.1)%**

B.O.C.C.

2003 Revenue Bond

Description and Services Provided

Debt Service for 2014 and 2016 Revenue Bond, Clean Water State Revolving Fund (SRF) Loans for Big Coppitt Wastewater Project and Cudjoe Regional Wastewater project, Key Largo Wastewater Treatment District - Mayfield Loan and Line of Credit for the Hurricane.

See the Debt Service section for details.

Budgetary Cost Summary	FY 2022 Actual	FY 2023 Actual	FY 2024 Adopted	FY 2024 Amended	FY 2025 Proposed	FY 2025 Change
Operating Expenditures	18,504,534	18,500,067	23,010,918	23,010,918	23,008,795	-%
Total Budget	**18,504,534**	**18,500,067**	**23,010,918**	**23,010,918**	**23,008,795**	**-%**

Revenue Sources	FY 2022 Actual	FY 2023 Actual	FY 2024 Adopted	FY 2024 Amended	FY 2025 Proposed	FY 2025 Change
Debt Service Fund	18,504,534	18,500,067	23,010,918	23,010,918	23,008,795	-%
Total Revenue	**18,504,534**	**18,500,067**	**23,010,918**	**23,010,918**	**23,008,795**	**-%**

B.O.C.C.

Quasi-external Services

Description and Services Provided

General Fund expenditures (postage, phone, and courier services) that are reimbursed by outside agencies

Budgetary Cost Summary	FY 2022 Actual	FY 2023 Actual	FY 2024 Adopted	FY 2024 Amended	FY 2025 Proposed	FY 2025 Change
Operating Expenditures	144,516	158,418	230,000	230,000	230,000	-%
Total Budget	**144,516**	**158,418**	**230,000**	**230,000**	**230,000**	**-%**

Revenue Sources	FY 2022 Actual	FY 2023 Actual	FY 2024 Adopted	FY 2024 Amended	FY 2025 Proposed	FY 2025 Change
General Fund	144,516	158,418	230,000	230,000	230,000	-%
Total Revenue	**144,516**	**158,418**	**230,000**	**230,000**	**230,000**	**-%**

FY25 Proposed Budget

County Administrator

County Administrator

Proposed FY25:

FY25 Revenue Source

General Fund	$4,243,932
Non Ad Valorem Funds	$470,723
Road & Bridge Fund	$100,000
	$4,814,655

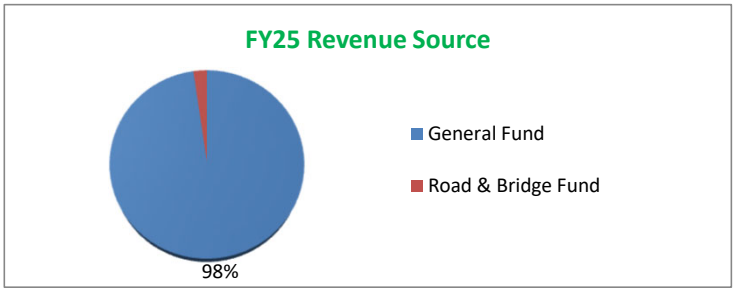

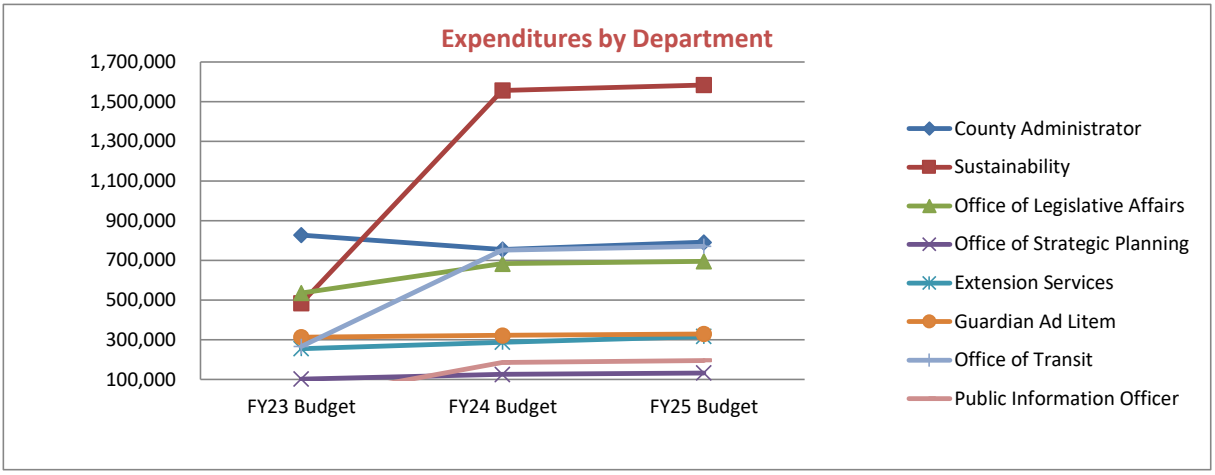

Expenditures by Department

	Adopted FY23 Budget	Adopted FY24 Budget	Proposed FY25 Budget	FY25 Change
County Administrator	827,578	754,128	791,071	4.90%
Extension Services	255,112	286,482	316,330	10.42%
Guardian Ad Litem	312,165	321,783	328,901	2.21%
Office of Legislative Affairs	535,231	682,452	695,938	1.98%
Office of Strategic Planning	102,390	124,593	132,218	6.12%
Sustainability	483,458	1,555,684	1,583,871	1.81%
Office of Transit	265,429	751,262	771,076	2.64%
Public Information Officer	-	184,488	195,250	0.00%
Total	2,781,363	4,660,872	4,814,655	3.30%

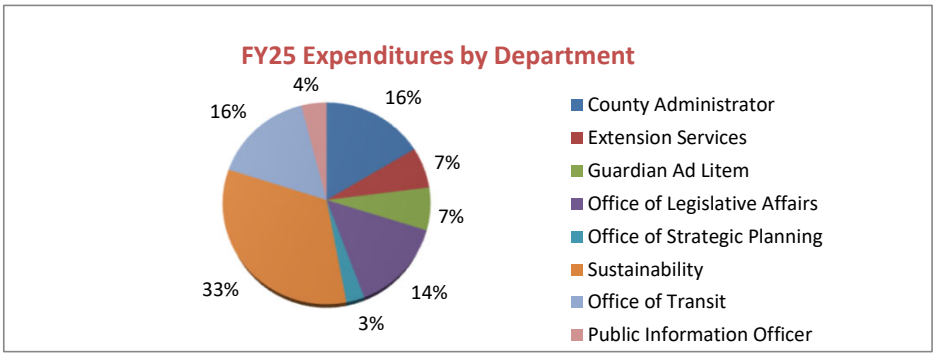

County Administrator

Budgetary Cost Summary

	Adopted FY23 Budget	Adopted FY24 Budget	Proposed FY25 Budget	FY25 % of Total	FY25 Change
Personnel Expenditures	1,734,201	2,082,676	2,153,838	44.7%	3.4%
Operating Expenditures	1,038,862	2,569,896	2,652,317	55.1%	3.2%
Capital Outlay Expenditures	8,300	8,300	8,500	0.2%	2.4%
Total	2,781,363	4,660,872	4,814,655	100%	3.3%

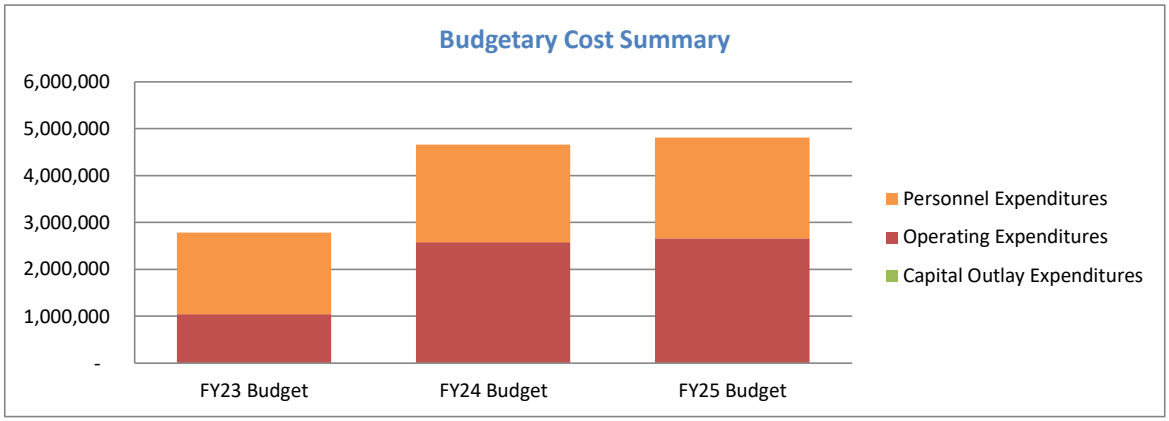

	Adopted FY23 Budget	Adopted FY24 Budget	Proposed FY25 Budget	FY25 Change
FTE History	10.50	11.50	10.50	(1.00)

FY23 Change	+ 1 FTE: position reallocation - Assistant County Admin + 1 FTE: Guardian ad Litem - Exec Admin + 1 FTE: readded Deputy Director Emergency Mgmt - 0.5 FTE: result of FTE splits/reallocations
FY24 Change	+ 1 FTE: Grants Coordinator reallocated from Budget & Finance to Sustainability
FY25 Proposed Changes	Eliminated 1 FTE: from Guardian Ad Litem

County Administrator

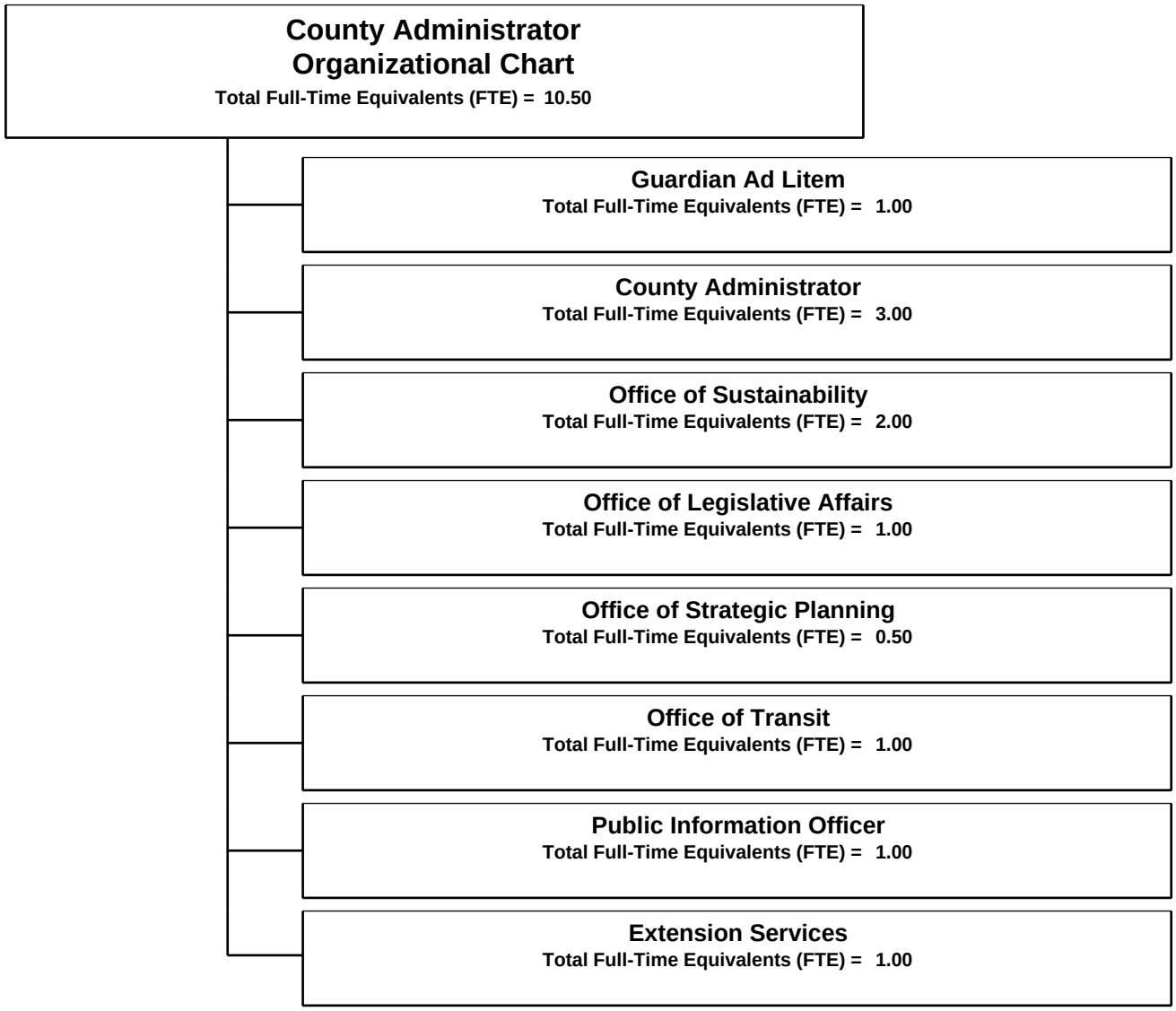

County Administrator

Mission Statement

The mission of the County Administrator is to run day to day operations of the County and direct the implementation of Board of County Commissioner's (BOCC) policies to the operating units of County government as prescribed by the Administrative Code.

Services Provided

The County Administrator serves as the administrative head of Monroe County government, and is appointed by the Board of County Commissioners. The County Administrator directs the day to day operations of the County, carries out the directives and policies of the Board of County Commissioners and enforces all orders, resolutions, ordinances, and regulations of the Board of County Commissioners, directs the preparation of the annual operating budget and the Capital Improvement Program, executes the budget and capital programs, proposes policies to the Board of County Commissioners, appoints department directors, and coordinates the management of all departments. The County Administrator also represents County interests to the local, state and federal governments.

Strategic Goals

Monroe County BOCC Strategic Plan Areas of Concern and Priority related Actions:

> County Administrator

• Quality of Life: Services to All- Parks and Recreation

- Action: The County Administrator's Office will explore the feasibility of the creation of a Parks and Recreation Department
- Performance Measure: Begin operations of new Parks and Recreation Department
- Target Metric: Completed or Not Completed

Monroe County BOCC Strategic Plan Areas of Concern and Priority related Actions:

> Extension Services

• Environment: Protection- Nearshore Water and Benthic monitoring

- Action: Extension Services will teach a volunteer-based water quality-monitoring program for local citizens and school groups to test local waters for dissolved oxygen, pH, salinity, turbidity, nitrate, phosphate and temperature.
- Performance Measure: Maintain the number of sites monitored as a result of additional qualified monitors
- Target Metric: 50 monitored sites

• Economy: Infrastructure- Quality of the Keys Experience- Upkeep of our attractions including Environment, Historical Sites and Beautification

- Action: Extension Services will develop and maintain a community volunteer educational effort
- Performance Measure: Maintain the number of community volunteer hours
- Target Metric: 2000 hours

Department Goals & Actions:

• Goal: Increased efficiency

- Action: Work with county staff to develop an implementation strategy for the Energy Efficiency Conservation Strategy including monitoring of water and energy use in county buildings
- Performance Measure: Creation and Implementation of strategy
- Target Metric: Completed or Not Completed

- Action: Hire a Summer Intern to assist
- Performance Measure: Develop training material for conservation
- Target Metric: number of training materials developed

• Goal: Increased Environmental Education

- Action- Environmental -Aid/Educate Monroe County Staff and residents in plant and insect identification and problems and their controls.
- Performance Measure: maintain the number of identifications and resolved issues over the previous year
- Target Metric: 250 Identifications/resolutions

Monroe County BOCC Strategic Plan Areas of Concern and Priority related Actions:

> Guardian ad Litem

County Administrator

• Quality of Life: Services to All- Services to Special Needs Populations highlighting Mental Health, Seniors, Drug Dependency/Opioid Crisis, Homelessness, Children/Teens in crisis

- Action: The Guardian ad Litem will ensure the provision of the highest quality of advocacy for children through increased funding that will allow for the recruitment and retention of adequate qualified staff and volunteers
- Performance Measure: Accomplish full staffing of all vacancies.
- Target Metric: Completed or Not Completed

Department Goals, Actions and Measures:

• Goal: Increase retention & recruitment of Staff & Volunteers through the following:

- Action: Lobby legislators for an increase in CAD (Cost Area Differential) that will allow for Economic sustainability as well as quality of Life.
- Performance Measure: Increase advocacy efforts dedicated to CAD increase.
- Target Metric: Completed or Not Completed

- Action: Increase salaries to a sustainable living wage and reasonable workloads. This is crucial to maintain a stable workforce leading to positive recruitment and retention as well as significant cost saving efficiencies. The minimum learning curve is 1 year with highly qualified individuals.
- Performance Measure: Adjust the salary and/or workload of at least 15% of department staff.
- Target Metric: Completed or Not Completed

- Action: Implement creative incentives for employees such as a four-day work schedule thus giving employee's more down time to spend with families and recreational pursuits, provide cost savings for county and employee, be more eco-friendly and reduce traffic.
- Performance Measure: Implement non-monetary employment incentives such as alternative work schedule of at least 15% of department staff
- Target Metric: Completed or Not Completed

- Action: Explore the feasibility of additional positions to alleviate and/or ameliorate overtime or heavy workloads.
- Performance Measure: Complete feasibility review for additional positions
- Target Metric: Completed or Not Completed

Monroe County BOCC Strategic Plan Areas of Concern and Priority related Actions:

> Office of Legislative Affairs

• Action: The Office of Legislative Affairs will advance Monroe County's federal and state legislative priorities and appropriations requests related to all 'Areas of Concern and Priority'. Specifically:

- Quality of Life issues including but not limited to short term rentals, affordable/workforce housing, Overseas Heritage Trail, and the protection of wind and flood insurance affordability and availability.
Performance Measure: Worked to advance community Quality of Life issues
Target Metric: Completed or Not Completed

- Environment and conservation issues and programs, including but not limited to legislation related to growth restrictions, Stewardship funding for land acquisition and canal restoration, pump out program funding, derelict vessel reduction, coral reef protection, oil drilling, Endangered Species Act, PILT, FKWQIP, Everglades Restoration.
Performance Measure: Worked to advance environment and conservation issues
Target Metric: Completed or Not Completed

• Quality of Life: Community Character- Illegal Transient Rentals

- Action: The Office of Legislative Affairs will advance Monroe County's federal and state legislative priorities related to quality of life issues including but not limited to short term rentals.
- Performance Measure: Worked to advance community Quality of Life issues such as those related to short term rentals
- Target Metric: Completed or Not Completed

• Quality of Life: Viability- Workforce Housing

County Administrator

- Action: The Office of Legislative Affairs will advance Monroe County's federal and state legislative priorities related to quality of life issues including but not limited to affordable workforce housing.
- Performance Measure: Worked to advance community Quality of Life issues such as those related to affordable workforce housing
- Target Metric: Completed or Not Completed

• Quality of Life: Viability- Wind and Flood Insurance Rates

- Action: The Office of Legislative Affairs will advance Monroe County's federal and state legislative priorities related to the protection of wind and flood insurance affordability and availability.
- Performance Measure: Worked to advance legislative priorities related to wind and flood insurance
- Target Metric: Completed or Not Completed

• Environment: Conservation- Coral Reef conservation

- Action: The Office of Legislative Affairs will advance Monroe County's federal and state legislative priorities and appropriations requests related to environment and conservation issues and programs, including but not limited to legislation related to coral reef protection.
- Performance Measure: Worked to advance Environmental issues such as those related to coral reef protection
- Target Metric: Completed or Not Completed

• Environment: Protection- Pursue Protective Ordinances

- Action: The Office of Legislative Affairs will advance Monroe County's federal and state legislative priorities and appropriations requests related to environment and conservation issues and programs, including but not limited to legislation related to growth restrictions, Stewardship funding for land acquisition and canal restoration, pump out program funding, derelict vessel reduction, coral reef protection, oil drilling, Endangered Species Act, PILT, FKWQIP, Everglades Restoration.
- Performance Measure: Worked to advance Environmental issues
- Target Metric: Completed or Not Completed

• Environment: Restoration- Canal Restoration

- Action: The Office of Legislative Affairs will advance Monroe County's federal and state legislative priorities and appropriations requests related to environment and conservation issues and programs, including but not limited to legislation canal restoration.
- Performance Measure: Worked to advance Environmental issues such as those related to canal restoration
- Target Metric: Completed or Not Completed

• Environment: Restoration- Florida Bay and Everglades projects and advocacy

- Action: The Office of Legislative Affairs will advance Monroe County's federal and state legislative priorities and appropriations requests related to environment and conservation issues and programs, including but not limited to legislation related to Everglades Restoration.
- Performance Measure: Worked to advance Environmental issues such as those related to Everglades Restoration
- Target Metric: Completed or Not Completed

• Economy: Infrastructure- Quality of the Keys Experience- Upkeep of our attractions including Environment, Historical Sites and Beautification

- Action: The Office of Legislative Affairs will advance Monroe County's federal and state legislative priorities related to quality of life issues including but not limited to the Overseas Heritage Trail.
- Performance Measure: Worked to advance Economic issues such as those related to the Overseas Heritage Trail
- Target Metric: Completed or Not Completed

Department Goals, Actions and Measures:

• Goal: Improve and refine delivery of all ongoing services within the Office of Legislative Affairs

- Action: Increase and Improve communication material as appropriate
- Performance Measure: Communication material Increased and Improved as appropriate
- Target Metric: Completed or Not Completed

- Action: Rework Reporting requirements for team as needed
- Performance Measure: Reporting requirements for team reworked as needed
- Target Metric: Completed or Not Completed

County Administrator

Monroe County BOCC Strategic Plan Areas of Concern and Priority related Actions:

> Office of Strategic Planning

• Action: The Office of Strategic Planning will initiate a series of Stakeholder Conversations on any or all 'Areas of Concern and Priority' to explore shared concerns and build consensus in the hope of finding mutually beneficial solutions.

• Quality of Life: Community Character-Collaboration with municipalities and other synergistic agencies

- Action: The Office of Strategic Planning will provide Strategic Planning expertise as requested and appropriate to our municipal partners and other local agencies.
- Performance Measure: Provide assistance to all our partners as appropriate
- Target Metric: Completed or Not Completed

Department Goals, Actions and Measures:

• Goal: Maximize accountability of activities and progress related to the 2020 Monroe County Strategic Plan and the Annual County Business Plan Goals and Actions

- Action: Acquire and implement performance management tool
- Performance Measure: Acquire and Implement performance management tool
- Target Metric: Completed or Not Completed

- Action: Provide personalized training to Department on the development and use of Goals, Actions and Performance Measures to Departments
- Performance Measure: Provided individualized training to Departments
- Target Metric: Completed or Not Completed

• Goal: Increase community feedback opportunities

- Action: Work with the PIO to incorporate community feedback opportunities into our social media and mobile application
- Performance Measure: Worked with PIO on community feedback opportunities
- Target Metric: Completed or Not Completed

- Action: Explore and recommend implementation of best practice ideas to maximize community engagement with Board of County Commissioners, leadership and departments
- Performance Measure: Provided recommendations on and advocacy for community engagement opportunities
- Target Metric: Completed or Not Completed

Monroe County BOCC Strategic Plan Areas of Concern and Priority related Actions:

> Office of Sustainability

• Quality of Life: Viability- Address Infrastructure concerns related to Climate Change and future storm resiliency

- Action: The Office of Sustainability will implement the following initiatives:
- Collection of mobile LiDAR elevation data for County roads and buildings Performance Measure: Collection of mobile LiDAR elevation data for County roads and buildings
Target Metric: Completed or Not Completed
- Applications for Vulnerability Assessment Analysis Grants
- Performance Measure: Applications for Vulnerability Assessment Analysis Grants
- Target Metric: Completed or Not Completed
- Participation in SE FL Climate Compact planning activities related to the Regional Climate Action Plan
- Performance Measure: Participation in SE FL Climate Compact planning
activities related to the Regional Climate Action Plan Target Metric: Completed or Not Completed
- Action: Plan for future Climate Leadership Summits
- Target Metric: Completed or Not Completed
- Action: Engagement of the community to help the County better understand the residents' concerns about sea level rise and the efforts needed to be taken to make the County more resilient.
- Performance Measure: Encourage Community engagement
- Target Metric: Completed or Not Completed
- Applicable GreenKeys Project:

County Administrator

i. Electric Vehicle Charging Stations
- Performance Measure: Implement Charging Stations Target Metric: Completed or Not Completed

ii. Community Outreach Workshops
- Performance Measure: Community Workshops held Target Metric: Completed or Not Completed

iii. Update vulnerability assessments on County facilities Performance Measure: Facility vulnerability assessments updated
- Target Metric: Completed or Not Completed

iv. Conduct feasibility study for alternative energy at County Performance Measure: Alternative Energy feasibility study completed
- Target Metric: Completed or Not Completed

v. Develop adaptation alternatives for vulnerable County facilities Ph.1 Performance Measure: Developed adaptation alternatives for identified County facilities
- Target Metric: Completed or Not Completed

vi. Identify intact corridors for future tidal wetland migration corridors as a potential criterion for future land purchase and flood mitigation initiatives Phase 1
- Performance Measure: Intact corridors Identified for future tidal wetland migration corridors as a potential criterion for future land purchase and flood mitigation initiatives Phase 1
- Target Metric: Completed or Not Completed

vii. Create a database of all elevation data for County and utility facilities and assets
- Performance Measure: County and Utility facilities elevation database created
- Target Metric: Completed or Not Completed

viii. Develop a ranking process to identify the most vulnerable neighborhoods and establish levels of service each road gets based upon a tolerable level of nuisance flooding.
- Performance Measure: Develop process for prioritization of neighborhood roads experiencing flooding
- Target Metric: Completed or Not Completed

ix. Countywide Roads Elevation Vulnerability Analysis and Capital Plan to evaluate the impacts of sea level rise on 311 miles of County roads and development of conceptual designs for elevation
- Performance Measure: Completed countywide Roads Elevation Vulnerability Analysis and Capital Plan
- Target Metric: Completed or Not Completed

• Environment: Protection- Nearshore Water and Benthic monitoring

- Action: The Office of Sustainability will engage in Reasonable Assurance Document “RAD” water quality monitoring to help determine which areas in the County meet and do not meet State water quality standards.
- Performance Measure: Identify those areas of the County that do and do not meet state water quality standards. Two Year Project
- Target Metric: Completed or Not Completed Year 1

- Action: The Office of Sustainability will engage in water quality monitoring to measure the effects that water quality in canals may have on nearshore waters.
- Performance Measure: Engage water quality monitoring -Two Year Project
- Target Metric: Completed or Not Completed Year 1

• Environment: Protection- Canal Protection

- Action: The Office of Sustainability will continually employ new technologies as appropriate and funding is available to support the ongoing work of canal restoration
- Performance Measure: Utilize new technologies in ongoing canal restoration
- Target Metric: Completed or Not Completed

• Environment: Restoration- Irma Recovery

- Action: The Office of Sustainability will implement Irma Marine Debris Removal, Hurricane-related Sediment Removal and Monitoring contracts based upon funds appropriated and canals approved by NRCS or FDEP.
- Performance Measure: Implement appropriate Irma Marine Debris Removal, Hurricane-related Sediment Removal and Monitoring contracts
- Target Metric: Completed or Not Completed

• Environment: Restoration- Canal Restoration

- Action: The Office of Sustainability will finalize the Canal Masterplan to guide canal restoration projects and activities
- Performance Measure: Completed Canal Masterplan

- Target Metric: Completed or Not Completed

• Environment: Restoration- Nearshore Water Quality and Benthic Restoration

- Action: The Office of Sustainability will implement a new Reasonable Assurance Document "RAD" water quality monitoring program in partnership with FDEP to help determine which areas in the County meet and do not meet State water quality standards.
- Performance Measure: Implement new RAD water quality monitoring program Two year project
- Target Metric: Completed or Not Completed- Year 1

- Action: The Office of Sustainability will implement a new water quality monitoring program to measure the effects that water quality in canals may have on nearshore waters.
- Performance Measure: Implement new canal water quality monitoring program two year
- Target Metric: Completed or Not Completed year 1

• Environment: Resiliency- Mitigation plans to help avoid climate change impacts

- Action: The Office of Sustainability guides the County in becoming more environmentally sustainable through Climate mitigation measures to reduce the County's energy footprint and resulting impact on the climate. Initiatives include:
- Action: Development of sustainability policy formulation and plan development
- Performance Measure: Develop sustainability policy formulation and plan development
- Target Metric: Completed or Not Completed

- Action: Energy management and reduction initiatives listed in the GreenKeys Plan
- Performance Measure: County implementation of GreenKeys Plan energy management and reduction initiatives
- Target Metric: Completed or Not Completed

- Action: Alternative energy and fuel source options
- Performance Measure: County utilizing alternative energy and fuel source options
- Target Metric: Completed or Not Completed

- Action: Green purchasing policy development and guidance
- Performance Measure: County developing a green purchasing policy
- Target Metric: Completed or Not Completed

- Action: Sustainable capital development processes.
- Performance Measure: Development of County sustainable capital development process
- Target Metric: Completed or Not Completed

Department Goals, Actions and Measures:

• Goal: Efficiently and effectively advance the County's sustainability agenda

- Action: Utilize Sr. Project Manager of Sustainability to implement GreenKey's Initiatives and assist with co-hosting responsibilities for 2019 Climate Change Summit
- Performance Measure: Hire Sr. Project Manager of Sustainability
- Target Metric: Completed or Not Completed

Monroe County BOCC Strategic Plan Areas of Concern and Priority related Actions:

> Public Information Officer

• Quality of Life: Viability- Wind and Flood Insurance Rates

- Action: The Public Information Office will develop and publish a hurricane preparation guide for Monroe County residents and inform the public of resiliency programs via www.monroecountyem.com. The office will also create informative how-to videos for storm preparation.
- Performance Measure: Not Available
- Target Metric: Not Available

• Environment: Restoration- Irma Recovery

- Action: The Public Information Office will work with all departments to make sure the public is informed of programs and grants that promote

County Administrator

Hurricane Irma Recovery.
- Performance Measure: Not Available
- Target Metric: Not Available

• Economy: Infrastructure- Quality of the Keys Experience- Upkeep of our attractions including Environment, Historical Sites and Beautification

- Action: The Public Information Office will promote the County's mobile app and add County park, beach and boat ramp information to the app.
- Performance Measure: Not Available
- Target Metric: Not Available

Department Goals, Actions and Measures:

• Goal: Make sure the public is aware of the ways to stay connected with Monroe County

- Action: Create a rack card with ways to stay connected with the County to bring to chambers, rotary clubs, leave at libraries, etc.
- Performance Measure: Not Available
- Target Metric: Not Available

• Goal: Make Monroe County's website ADA accessible

- Action: Work with County Attorney to put out an RFP to fix reoccurring issues with the website.
- Performance Measure: Not Available
- Target Metric: Not Available

Budgetary Cost Summary	FY 2022 Actual	FY 2023 Actual	FY 2024 Adopted	FY 2024 Amended	FY 2025 Proposed	FY 2025 Change
Personnel Expenditures	1,316,731	1,790,590	2,082,676	2,082,676	2,153,838	3.4%
Operating Expenditures	4,941,609	7,493,299	2,569,896	2,569,896	2,652,317	3.2%
Capital Outlay Expenditures	7,395	10,124	8,300	8,300	8,500	2.4%
Total Budget	**6,265,736**	**9,294,012**	**4,660,872**	**4,660,872**	**4,814,655**	**3.3%**

Appropriations by Department	FY 2022 Actual	FY 2023 Actual	FY 2024 Adopted	FY 2024 Amended	FY 2025 Proposed	FY 2025 Change
County Administrator	752,583	819,436	754,128	754,128	791,071	5%
Extension Services	214,997	227,511	286,482	286,482	316,330	10%
Guardian Ad Litem	212,309	247,697	321,783	321,783	328,901	2%
Office of Legislative Affairs	645,592	685,707	682,452	682,452	695,938	2%
Office of Strategic Planning	90,698	101,599	124,593	124,593	132,218	6%
Office of Sustainability	4,349,557	6,749,467	1,555,684	1,555,684	1,583,871	2%
Office of Transit	-	462,596	751,262	751,262	771,076	3%
Public Information Officer	-	-	184,488	184,488	195,250	6%
Total Budget	**6,265,736**	**9,294,012**	**4,660,872**	**4,660,872**	**4,814,655**	**3%**

County Administrator

Revenue Sources	FY 2022 Actual	FY 2023 Actual	FY 2024 Adopted	FY 2024 Amended	FY 2025 Proposed	FY 2025 Change
General Fund	2,270,410	2,970,804	4,090,149	4,090,149	4,243,932	3.8%
Road And Bridge Fund	411,883	58,502	100,000	100,000	100,000	-%
Governmental Fund Type Grants	3,583,443	6,264,706	414,008	414,008	414,008	-%
Miscellaneous Special Revenue Fund	-	-	56,715	56,715	56,715	-%
Total Revenue	**6,265,736**	**9,294,012**	**4,660,872**	**4,660,872**	**4,814,655**	**3.3%**

Position Summary by Department	FY 2022 Actual	FY 2023 Actual	FY 2024 Adopted	FY 2025 Proposed	FY 2025 Variance
Guardian Ad Litem	2.00	2.00	2.00	1.00	(1.00)
County Administrator	5.00	5.00	3.00	3.00	-
Office of Sustainability	1.00	1.00	2.00	2.00	-
Office of Legislative Affairs	1.00	1.00	1.00	1.00	-
Office of Strategic Planning	0.50	0.50	0.50	0.50	-
Office of Transit	-	-	1.00	1.00	-
Public Information Officer	-	-	1.00	1.00	-
Extension Services	1.00	1.00	1.00	1.00	-
Total Full-Time FTE	10.50	10.50	11.50	10.50	(1.00)
Total FTE	**10.50**	**10.50**	**11.50**	**10.50**	**(1.00)**

County Administrator

Guardian Ad Litem

Mission Statement

The Guardian ad Litem Program is appointed by the Court to represent the Child's best interest & is the only one in the case that focuses exclusively on the child.

Description and Services Provided

We will continue to be a powerful and effective voice advocating for the best interest of Florida's abused, abandoned and neglected children and be recognized and respected as a partnership of community advocates and professional staff. To the fullest extent possible, this vision will be realized through volunteers who will advocate as Guardians ad Litem for the children we serve. We are committed to the Core values of our program:

1) Commitment to Children- the children for whom we advocate are our most important priority.
2) Communication Built on Trust- we have a culture of open communication, active listening, teamwork, and regard for the view of others. This includes being honest and straightforward with the children we represent in keeping with their level of age and maturity.
3) Collective Empowerment- the program has the authority and responsibility to make and implement the best decisions to meet the children's needs. This empowerment must extended and passed on to volunteers, attorney's and staff alike.
4) Collaboration- We proactively seek to develop relationships that promote the well-being of the whole child.
5) Courtesy- the program values all who engage in this challenging work and ensures they are treated with respect and dignity.

Budgetary Cost Summary	FY 2022 Actual	FY 2023 Actual	FY 2024 Adopted	FY 2024 Amended	FY 2025 Proposed	FY 2025 Change
Personnel Expenditures	104,709	132,452	168,823	168,823	106,241	(37.1)%
Operating Expenditures	103,701	113,836	149,660	149,660	219,160	46.4%
Capital Outlay Expenditures	3,900	1,409	3,300	3,300	3,500	6.1%
Total Budget	**212,309**	**247,697**	**321,783**	**321,783**	**328,901**	**2.2%**

Revenue Sources	FY 2022 Actual	FY 2023 Actual	FY 2024 Adopted	FY 2024 Amended	FY 2025 Proposed	FY 2025 Change
General Fund	212,309	247,697	321,783	321,783	328,901	2.2%
Total Revenue	**212,309**	**247,697**	**321,783**	**321,783**	**328,901**	**2.2%**

Position Summary	FY 2022 Actual	FY 2023 Actual	FY 2024 Adopted	FY 2025 Proposed	FY 2025 Variance
Administrative Support	2.00	2.00	2.00	1.00	(1.00)
Total Full-Time FTE	2.00	2.00	2.00	1.00	(1.00)
Total FTE	**2.00**	**2.00**	**2.00**	**1.00**	**(1.00)**

County Administrator

County Administrator

Mission Statement

The mission of the County Administrator is to run day to day operations of the County and direct the implementation of Board of County Commissioner's (BOCC) policies to the operating units of County government as prescribed by the Administrative Code.

Description and Services Provided

The County Administrator serves as the administrative head of Monroe County government, and is appointed by the Board of County Commissioners. The County Administrator directs the day to day operations of the County, carries out the directives and policies of the Board of County Commissioners and enforces all orders, resolutions, ordinances, and regulations of the Board of County Commissioners, directs the preparation of the annual operating budget and the Capital Improvement Program, executes the budget and capital programs, proposes policies to the Board of County Commissioners, appoints department directors, and coordinates the management of all departments. The County Administrator also represents County interests to the local, state and federal governments.

Budgetary Cost Summary	FY 2022 Actual	FY 2023 Actual	FY 2024 Adopted	FY 2024 Amended	FY 2025 Proposed	FY 2025 Change
Personnel Expenditures	675,878	735,552	663,840	663,840	705,736	6.3%
Operating Expenditures	76,705	76,785	85,288	85,288	80,335	(5.8)%
Capital Outlay Expenditures	-	7,099	5,000	5,000	5,000	-%
Total Budget	**752,583**	**819,436**	**754,128**	**754,128**	**791,071**	**4.9%**

Revenue Sources	FY 2022 Actual	FY 2023 Actual	FY 2024 Adopted	FY 2024 Amended	FY 2025 Proposed	FY 2025 Change
General Fund	752,583	819,436	754,128	754,128	791,071	4.9%
Total Revenue	**752,583**	**819,436**	**754,128**	**754,128**	**791,071**	**4.9%**

Position Summary	FY 2022 Actual	FY 2023 Actual	FY 2024 Adopted	FY 2025 Proposed	FY 2025 Variance
Administrative Support	3.00	2.00	1.00	1.00	-
Officials & Administrators	2.00	3.00	2.00	2.00	-
Total Full-Time FTE	5.00	5.00	3.00	3.00	-
Total FTE	**5.00**	**5.00**	**3.00**	**3.00**	**-**

County Administrator
Office of Sustainability

Mission Statement
The mission of the Office of Sustainability is to create resilient and environmental improvements that continue to foster a safe and livable community and a sustainable future.

Description and Services Provided
The Office of Sustainability prepares the County to be more resilient to the effects of climate change and the resulting sea level rise. These climate adaptation preparations include:
• Gathering research and modeling the effects of sea level rise on County roads and facilities
• Collaboration with the SE FL Climate Change Compact to keep abreast of updates on the projections of sea level rise and to help communities implement mitigation and adaptation measures
• Collecting elevation and other types of data to more accurately measure the potential inundation to County roads and infrastructure
• Developing new or revised policies to set standards for implementation of adaptation measures to prepare for sea level rise
• Implementing projects to mitigate against the effects of climate change. These areas include:
o Collection of mobile LiDAR elevation data for County roads and buildings;
o A streets analysis to evaluate the impacts of sea level rise on 311 miles of County roads and development of conceptual designs for elevation;
o Community engagement to help the County better understand the residents' concerns about sea level rise and to educate them on the County's preparations to mitigate. The Green Keys Plan contains specific projects for Resilience preparation.

The Office of Sustainability also guides the County in becoming more environmentally sustainable through Climate mitigation measures. These mitigation measures include:
• Development of sustainability policy formulation and plan development
• Energy management and reduction initiatives listed in the GreenKeys Plan
• Alternative energy and fuel source options
• Green purchasing policy development and guidance
• Sustainable capital development processes.

Finally, projects are implemented in the environmental restoration area that supports the County's sustainability initiatives. Sustainability is the quality of not being harmful to the environment nor depleting natural resources, thereby supporting long-term ecological balance. The County's goal is to continually employ new technologies to protect the environment and best serve the residents and visitors. A canal restoration program is underway that is restoring the water of the canals throughout the Keys.Initiatives include:

• Reasonable Assurance Document "RAD" water quality monitoring to help determine which areas in the County meet and do not meet State water quality standards.
• Water quality monitoring to measure the effects that water quality in canals may have on nearshore waters.
• Canal restoration projects to improve the water quality in the canals.
• Cleanup of marine debris and sediment in canals caused by the impacts of Hurricane Irma.

Budgetary Cost Summary	FY 2022 Actual	FY 2023 Actual	FY 2024 Adopted	FY 2024 Amended	FY 2025 Proposed	FY 2025 Change
Personnel Expenditures	187,843	244,304	349,961	349,961	373,398	6.7%
Operating Expenditures	4,159,714	6,505,163	1,205,723	1,205,723	1,210,473	0.4%
Capital Outlay Expenditures	2,000	-	-	-	-	-%
Total Budget	**4,349,557**	**6,749,467**	**1,555,684**	**1,555,684**	**1,583,871**	**1.8%**

Revenue Sources	FY 2022 Actual	FY 2023 Actual	FY 2024 Adopted	FY 2024 Amended	FY 2025 Proposed	FY 2025 Change
General Fund	354,231	426,258	984,961	984,961	1,013,148	2.9%
Road And Bridge Fund	411,883	58,502	100,000	100,000	100,000	-%
Governmental Fund Type Grants	3,583,443	6,264,706	414,008	414,008	414,008	-%
Miscellaneous Special Revenue Fund	-	-	56,715	56,715	56,715	-%
Total Revenue	**4,349,557**	**6,749,467**	**1,555,684**	**1,555,684**	**1,583,871**	**1.8%**

County Administrator

Position Summary	FY 2022 Actual	FY 2023 Actual	FY 2024 Adopted	FY 2025 Proposed	FY 2025 Variance
Officials & Administrators	1.00	1.00	1.00	1.00	-
Professionals	-	-	1.00	1.00	-
Total Full-Time FTE	1.00	1.00	2.00	2.00	-
Total FTE	**1.00**	**1.00**	**2.00**	**2.00**	**-**

County Administrator

Office of Legislative Affairs

Mission Statement

The mission of the Office of Legislative Affairs is to oversee and manage the legislative and intergovernmental initiatives and functions for the County.

Description and Services Provided

The Office of Legislative Affairs develops Monroe County's state and federal legislative agendas; coordinates County positions and responses to legislation; supports advancement of the County's legislative priorities and appropriations; prepares resolutions, talking points, issue briefs and legislative updates; organizes/manages advocacy trips to Tallahassee and DC. The Office also advocates at the state and federal agency level on behalf of the County's issues and needs.

The Office oversees the Restore Act Program; development and monitoring of the Local Multi- Year Implementation Plan and monitoring of the Gulf Consortium's State Expenditure Plan; management of local pot and Consortium pot grant funds; development and submission of applications for this funding; participation in monthly Gulf Consortium meetings and conference calls.

The Office also monitors regional issues with local impacts including ongoing implementation of Everglades Restoration, and the licensing and remediation plan activities related to the Turkey Point Nuclear Facility.

Budgetary Cost Summary	FY 2022 Actual	FY 2023 Actual	FY 2024 Adopted	FY 2024 Amended	FY 2025 Proposed	FY 2025 Change
Personnel Expenditures	182,120	208,343	223,152	223,152	236,638	6.0%
Operating Expenditures	463,472	475,748	459,300	459,300	459,300	-%
Capital Outlay Expenditures	-	1,616	-	-	-	-%
Total Budget	**645,592**	**685,707**	**682,452**	**682,452**	**695,938**	**2.0%**

Revenue Sources	FY 2022 Actual	FY 2023 Actual	FY 2024 Adopted	FY 2024 Amended	FY 2025 Proposed	FY 2025 Change
General Fund	645,592	685,707	682,452	682,452	695,938	2.0%
Total Revenue	**645,592**	**685,707**	**682,452**	**682,452**	**695,938**	**2.0%**

Position Summary	FY 2022 Actual	FY 2023 Actual	FY 2024 Adopted	FY 2025 Proposed	FY 2025 Variance
Administrative Support	1.00	1.00	1.00	1.00	-
Total Full-Time FTE	1.00	1.00	1.00	1.00	-
Total FTE	**1.00**	**1.00**	**1.00**	**1.00**	**-**

County Administrator

Office of Strategic Planning

Mission Statement

The Office of Strategic Planning works with the Community and County staff/ administration/ Commissioners to develop plans and initiatives that create organizational excellence through government accountability, organizational efficiency and continuous improvement.

Description and Services Provided

Monroe County is committed to serving our community with excellence, government accountability, organizational efficiency and continuous improvement. An essential component is this effort is strategic planning and management. The Office of Strategic Planning is responsible for the overall strategic planning process. The Strategic Plan guides the scope and direction of County services and aligns departmental efforts with the County's strategic priorities.

The Office of Strategic Planning utilizes a cyclical approach to strategic planning and management that incorporates clearly defined goals and actions, standardized performance measurements, collection and analysis of progress, internal and external environmental scanning. These results and feedback drive improvement and creation of new goals and actions. Annual Departmental Business Plans link the high-level goals and priorities of The BOCC Strategic Plan with budget-based department level goals and actions. The Office of Strategic Planning provides technical assistance to departments regarding the development of meaningful goals, actions and performance measures.

The Office of Strategic Planning serves as an internal resource for improving governmental efficiency and effectiveness. At request or direction, this includes conducting reviews and analysis of management, operational, organizational or business processes of County functions or services and providing recommendations and implementation support to increasing efficiency and effectiveness. Any Department or unit can request this support from the Office of Strategic Planning.

The Office of Strategic Planning has a stewardship role for the County government's performance based/results oriented culture. This includes ongoing networking and scans if the environment, both internally and externally, to identify issues of strategic importance to Monroe County and an ongoing awareness of current community concerns and priorities. When opportunities or needs are identified, the Office makes recommendations to Department Directors, County Administration and/or Board of County Commissioners as appropriate.

Budgetary Cost Summary	FY 2022 Actual	FY 2023 Actual	FY 2024 Adopted	FY 2024 Amended	FY 2025 Proposed	FY 2025 Change
Personnel Expenditures	87,876	97,497	118,593	118,593	125,318	5.7%
Operating Expenditures	2,822	4,102	6,000	6,000	6,900	15.0%
Total Budget	**90,698**	**101,599**	**124,593**	**124,593**	**132,218**	**6.1%**

Revenue Sources	FY 2022 Actual	FY 2023 Actual	FY 2024 Adopted	FY 2024 Amended	FY 2025 Proposed	FY 2025 Change
General Fund	90,698	101,599	124,593	124,593	132,218	6.1%
Total Revenue	**90,698**	**101,599**	**124,593**	**124,593**	**132,218**	**6.1%**

Position Summary	FY 2022 Actual	FY 2023 Actual	FY 2024 Adopted	FY 2025 Proposed	FY 2025 Variance
Officials & Administrators	0.50	0.50	0.50	0.50	-
Total Full-Time FTE	0.50	0.50	0.50	0.50	-
Total FTE	**0.50**	**0.50**	**0.50**	**0.50**	**-**

County Administrator

Office of Transit

Budgetary Cost Summary	FY 2022 Actual	FY 2023 Actual	FY 2024 Adopted	FY 2024 Amended	FY 2025 Proposed	FY 2025 Change
Personnel Expenditures	-	284,615	311,662	311,662	331,476	6.4%
Operating Expenditures	-	177,981	439,600	439,600	439,600	-%
Total Budget	**-**	**462,596**	**751,262**	**751,262**	**771,076**	**2.6%**

Revenue Sources	FY 2022 Actual	FY 2023 Actual	FY 2024 Adopted	FY 2024 Amended	FY 2025 Proposed	FY 2025 Change
General Fund	-	462,596	751,262	751,262	771,076	2.6%
Total Revenue	**-**	**462,596**	**751,262**	**751,262**	**771,076**	**2.6%**

Position Summary	FY 2022 Actual	FY 2023 Actual	FY 2024 Adopted	FY 2025 Proposed	FY 2025 Variance
Officials & Administrators	-	-	1.00	1.00	-
Total Full-Time FTE	-	-	1.00	1.00	-
Total FTE	**-**	**-**	**1.00**	**1.00**	**-**

County Administrator

Public Information Officer

Budgetary Cost Summary	FY 2022 Actual	FY 2023 Actual	FY 2024 Adopted	FY 2024 Amended	FY 2025 Proposed	FY 2025 Change
Personnel Expenditures	-	-	150,638	150,638	160,480	6.5%
Operating Expenditures	-	-	33,850	33,850	34,770	2.7%
Total Budget	**-**	**-**	**184,488**	**184,488**	**195,250**	**5.8%**

Revenue Sources	FY 2022 Actual	FY 2023 Actual	FY 2024 Adopted	FY 2024 Amended	FY 2025 Proposed	FY 2025 Change
General Fund	-	-	184,488	184,488	195,250	5.8%
Total Revenue	**-**	**-**	**184,488**	**184,488**	**195,250**	**5.8%**

Position Summary	FY 2022 Actual	FY 2023 Actual	FY 2024 Adopted	FY 2025 Proposed	FY 2025 Variance
Administrative Support	-	-	1.00	1.00	-
Total Full-Time FTE	-	-	1.00	1.00	-
Total FTE	**-**	**-**	**1.00**	**1.00**	**-**

County Administrator

Extension Services

Mission Statement

The Monroe County Extension Service is committed to providing objective science-based youth and adult informal community educational programs and services in horticulture, family and consumer sciences, and marine areas that help residents to improve their quality of life and surrounding environment.

Description and Services Provided

The University of Florida Institute of Food and Agricultural Sciences' Monroe County Extension Service is your front door to the experts and to research from across the state and at the university. We provide educational programs in four program areas; Marine, Climate Change, Environmental Horticulture and Community Development.

In the Keys, we provide timely and relevant solutions to improve your life. Extension is dedicated to bringing you current, science-based answers to all your questions —for free. We focus on horticulture, climate change, energy, small business and water quality right here in your community.

UF- IFAS Monroe County Extension conducts research and provides education to the Keys community. Are you interested in science? We have several citizen science programs that can help you become a researcher for your community. Are you interested in Natural Resources, Gardening or Sustainability? We offer UF certification programs in the Keys. Our office is supported by both Monroe County (37%) and UF (56%) and the state Department of Agriculture (7%).

We provide great programs, including: Master Gardeners, Sustainable Floridians, Florida Keys Water Watch and the Florida Master Naturalist Program.

Budgetary Cost Summary	FY 2022 Actual	FY 2023 Actual	FY 2024 Adopted	FY 2024 Amended	FY 2025 Proposed	FY 2025 Change
Personnel Expenditures	78,307	87,826	96,007	96,007	114,551	19.3%
Operating Expenditures	135,196	139,685	190,475	190,475	201,779	5.9%
Capital Outlay Expenditures	1,495	-	-	-	-	-%
Total Budget	**214,997**	**227,511**	**286,482**	**286,482**	**316,330**	**10.4%**

Revenue Sources	FY 2022 Actual	FY 2023 Actual	FY 2024 Adopted	FY 2024 Amended	FY 2025 Proposed	FY 2025 Change
General Fund	214,997	227,511	286,482	286,482	316,330	10.4%
Total Revenue	**214,997**	**227,511**	**286,482**	**286,482**	**316,330**	**10.4%**

Position Summary	FY 2022 Actual	FY 2023 Actual	FY 2024 Adopted	FY 2025 Proposed	FY 2025 Variance
Administrative Support	1.00	1.00	1.00	1.00	-
Total Full-Time FTE	1.00	1.00	1.00	1.00	-
Total FTE	**1.00**	**1.00**	**1.00**	**1.00**	**-**

FY25 Proposed Budget

Emergency Management

Emergency Management

Proposed FY25:

FY25 Revenue Source

General Fund	$1,651,513
Gov Fund Type Grants	$0
	$1,651,513

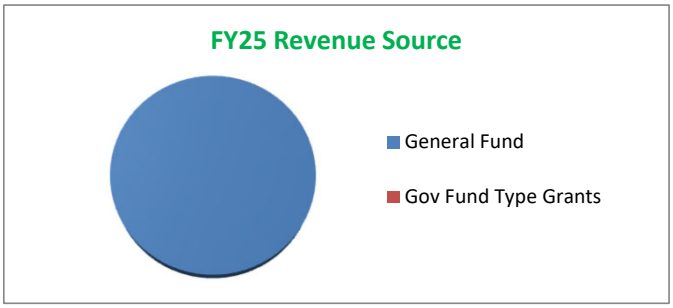

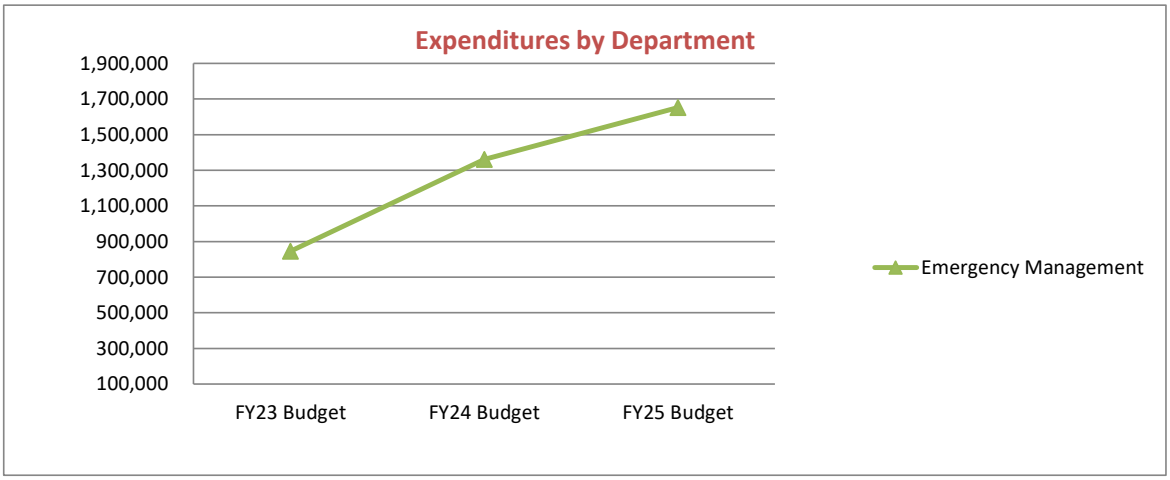

Expenditures by Department

	Adopted FY23 Budget	Adopted FY24 Budget	Proposed FY25 Budget	FY25 Change
Emergency Management	845,865	1,360,728	1,651,513	21.37%
Total	845,865	1,360,728	1,651,513	21.37%

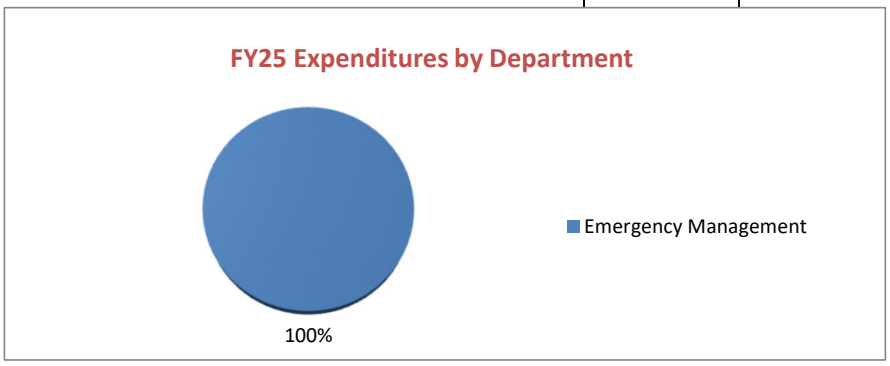

Emergency Management

Budgetary Cost Summary

	Adopted FY23 Budget	Adopted FY24 Budget	Proposed FY25 Budget	FY25 % of Total	FY25 Change
Personnel Expenditures	527,502	642,704	686,104	41.5%	6.8%
Operating Expenditures	253,363	398,979	673,214	40.8%	68.7%
Capital Outlay Expenditures	65,000	319,045	292,195	17.7%	-8.4%
Total	845,865	1,360,728	1,651,513	100%	21.4%

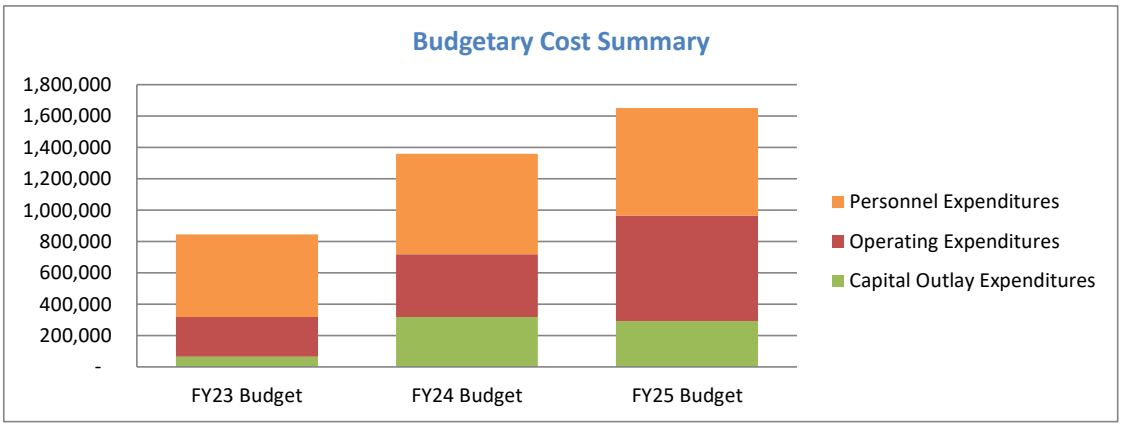

		Adopted FY23 Budget	Adopted FY24 Budget	Proposed FY25 Budget	FY25 Change
FTE History		4.06	4.27	4.27	-
FY23 Change	Eliminated: + 0.02 FTE: As a result of FTE splits/reallocations				
FY24 Change	Added: + 0.21 FTE: As a result of FTE splits/reallocations				
FY25 Proposed Changes	No Changes				

Emergency Management

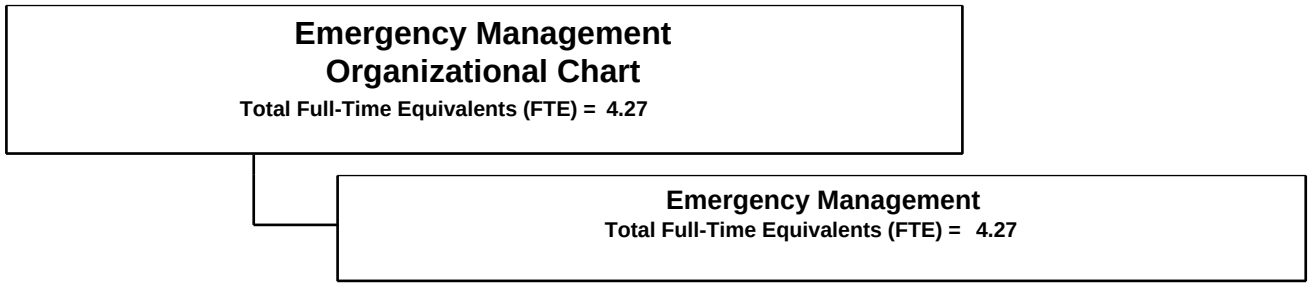

Emergency Management

Mission Statement

Emergency Management is committed to serving our community with the highest level of life and property protection to meet the needs of our residents and visitors in the Florida Keys.

Services Provided

The Emergency Management Department provides planning, preparedness and coordination of response activities to events that might impact the infrastructure of Monroe County or the safety of its residents and visitors, such as:

- Hurricanes, tornadoes, waterspouts;
- Mass immigration;
- Hazardous materials accidents;
- Terrorist activities;
- Large fires;
- Air crashes;
- Civil disorders;
- Possible accidents at the FP&L Turkey Point Nuclear Power Plant;
- Nuclear attack .

Budgetary Cost Summary	FY 2022 Actual	FY 2023 Actual	FY 2024 Adopted	FY 2024 Amended	FY 2025 Proposed	FY 2025 Change
Personnel Expenditures	650,190	831,059	642,704	642,704	686,104	6.8%
Operating Expenditures	368,996	581,029	398,979	398,979	673,214	68.7%
Capital Outlay Expenditures	114,730	188,564	319,045	319,045	292,195	(8.4)%
Total Budget	**1,133,916**	**1,600,652**	**1,360,728**	**1,360,728**	**1,651,513**	**21.4%**

Appropriations by Department	FY 2022 Actual	FY 2023 Actual	FY 2024 Adopted	FY 2024 Amended	FY 2025 Proposed	FY 2025 Change
Emergency Management	1,133,916	1,600,652	1,360,728	1,360,728	1,651,513	21%
Total Budget	**1,133,916**	**1,600,652**	**1,360,728**	**1,360,728**	**1,651,513**	**21%**

Revenue Sources	FY 2022 Actual	FY 2023 Actual	FY 2024 Adopted	FY 2024 Amended	FY 2025 Proposed	FY 2025 Change
General Fund	580,581	749,538	1,360,728	1,360,728	1,651,513	21.4%
Governmental Fund Type Grants	553,336	851,114	-	-	-	-%
Total Revenue	**1,133,916**	**1,600,652**	**1,360,728**	**1,360,728**	**1,651,513**	**21.4%**

Position Summary by Department	FY 2022 Actual	FY 2023 Actual	FY 2024 Adopted	FY 2025 Proposed	FY 2025 Variance
Emergency Management	4.04	4.06	4.27	4.27	-
Total Full-Time FTE	4.04	4.06	4.27	4.27	-
Total FTE	**4.04**	**4.06**	**4.27**	**4.27**	**-**

Emergency Management

Emergency Management

Major Variances

For the FY 2025 Emergency Management proposed budget reflects an increase of approximately $313,484.00 in operating expense from FY 2024 due to the lease expense for the new Monroe County Emergency Operations Center on the Marathon Airport property.

In addition to the proposed FY 2025 budget, there is one other essential funding need for Emergency Management that is not yet incorporated into this year's budget submittal. The Senior Planner, Technology is anticipated to retire and may incur an unused time payout of approximately $5,000.00.

All other budget line items remain the same as FY 2024.

Budgetary Cost Summary	FY 2022 Actual	FY 2023 Actual	FY 2024 Adopted	FY 2024 Amended	FY 2025 Proposed	FY 2025 Change
Personnel Expenditures	650,190	831,059	642,704	642,704	686,104	6.8%
Operating Expenditures	368,996	581,029	398,979	398,979	673,214	68.7%
Capital Outlay Expenditures	114,730	188,564	319,045	319,045	292,195	(8.4)%
Total Budget	**1,133,916**	**1,600,652**	**1,360,728**	**1,360,728**	**1,651,513**	**21.4%**

Revenue Sources	FY 2022 Actual	FY 2023 Actual	FY 2024 Adopted	FY 2024 Amended	FY 2025 Proposed	FY 2025 Change
General Fund	580,581	749,538	1,360,728	1,360,728	1,651,513	21.4%
Governmental Fund Type Grants	553,336	851,114	-	-	-	-%
Total Revenue	**1,133,916**	**1,600,652**	**1,360,728**	**1,360,728**	**1,651,513**	**21.4%**

Position Summary	FY 2022 Actual	FY 2023 Actual	FY 2024 Adopted	FY 2025 Proposed	FY 2025 Variance
Administrative Support	1.00	1.00	1.00	1.37	0.37
Officials & Administrators	0.90	0.90	0.90	0.90	-
Professionals	2.14	2.16	2.37	2.00	(0.37)
Total Full-Time FTE	4.04	4.06	4.27	4.27	-
Total FTE	**4.04**	**4.06**	**4.27**	**4.27**	**-**

FY25 Proposed Budget

Employee Services

Employee Services



Employee Services

Vision

Our mission is to provide guidance and essential information to County employees and the public as the County navigates through the challenges of a changing workforce by proactive management of the services.

Mission Statement

The Employee Services Department provides guidance and information the County's BOCC employees, Constitutional Officer employees, retirees, in the areas of Group Insurance Benefits, Human Resources, and Workers' Compensation & Safety.

Services Provided

The department includes Group Insurance Benefits, Human Resources, and Workers' Compensation and Safety. Responsibilities include:

Human Resources

Manages all matters relating to the County's most valuable resource, its 634 full and part-time BOCC employees, and is responsible for:

* Managing job recruitment, selection, and promotion
* Developing, promoting, and enforcing personnel policies
* Promoting employee career development and job training
* Promoting orientation programs for new hires
* Providing guidance regarding disciplinary actions

In addition to serving County employees, the Group Insurance Benefits and Safety offices provide services to the Monroe County Land Authority and the five Constitutional Officer Agencies: Monroe County Sheriff's Office, Property Appraiser, Clerk of Court, Tax Collector, and Supervisor of Elections.

Group Insurance Benefits

Provides and administers health, prescription, dental, vision, and life coverage to more than 2,650 BOCC and Constitutional Officer employees, retirees, and dependent spouses and children. The County continues to offer health plan participants an opportunity to reduce the cost of employee premiums via the Passport to Wellness Program. Participants can save $300 each year by participating in preventative health screenings. Despite healthcare industry costs rising, the department has been able to maintain employee/retiree costs for medical, dental, vision, and supplemental life.

Workers' Compensation and Safety

Provides safety training and administers Workers' Compensation program for more than 1,700 BOCC and Constitutional Officer employees. Manages security programs and systems for County employees, buildings, and other assets. The County continues to work towards enhancing safety and security for employees, the public, and county assets by expanding access control systems.

Strategic Goals

Department Goals, Actions and Measures:

a. Resolution 1:

i. Goal: Our department wants to increase Wellness Program participation and wellness/wellbeing educational offerings (webinars, Lunch & Learn, etc.).
ii. Action: To accomplish this, we will offer more webinars and Lunch & Learn sessions to encourage healthy lifestyles and preventative health screenings for employees.
iii. Performance Measure: We will know we succeeded by an increased number of employees qualifying for reward, attending wellness events, and utilizing education/tools.

In FY24, Group Benefits had great success with improving and supporting the health and wellness of our employees:

a. Over 350 employees attended the annual Health and Wellness Fairs throughout the Keys and participated in learning opportunities and events. Employees (participating employers) earned four hours of paid time off by attending our Health and Wellness Fairs.

b. Lunch & Learn Wellness sessions were very popular and educated employees on ways to improve their health and well-being.

c. Over 370 employees visited their personal physician for age-appropriate preventive screenings and will be granted a $25/month premium reduction savings for the entire next year (a total savings of $300).
Marathon & Key Largo events had record breaking attendance.

Employee Services

b. Resolution 2:

i. Goal: Our department wants to enhance Training and Development opportunities for employees to strengthen job performance and enable future career growth.
ii. Action: To accomplish this, we will research and execute available and economical training opportunities such as online courses, seminars, and workshops.
iii. Performance Measure: We will know we succeeded by developing programs that are focused on professional growth and will accommodate all the departments under Monroe County BOCC.

In FY24, Human Resources finalized the new Performance Evaluation System, focused on enhancing recruitment strategies, and continuously worked to streamline business process.

c. Resolution 3:

i. Goal: Our department wants to improve public safety and security systems at County buildings.
ii. Action: To accomplish this, we will expand into the next phase of projects developed based on Facility Security Vulnerability Assessment.
iii. Performance Measure: We will know we succeeded by completion of improved safety measures.

In FY24, the Safety and Security Office completed the installation and implementation of Access Control systems at the Key West Library and the Marathon Government Center and both systems are now live and operational. They are now in the design and installation stages for the next three County facilities to have Access Control and Video Management Systems installed.

Budgetary Cost Summary	FY 2022 Actual	FY 2023 Actual	FY 2024 Adopted	FY 2024 Amended	FY 2025 Proposed	FY 2025 Change
Personnel Expenditures	1,582,218	1,916,399	2,179,264	2,179,264	2,293,165	5.2%
Operating Expenditures	23,286,318	22,654,671	35,233,610	35,233,610	38,716,395	9.9%
Capital Outlay Expenditures	33,503	14,585	578,148	578,148	504,500	(12.7)%
Total Budget	**24,902,039**	**24,585,655**	**37,991,022**	**37,991,022**	**41,514,060**	**9.3%**

Appropriations by Department	FY 2022 Actual	FY 2023 Actual	FY 2024 Adopted	FY 2024 Amended	FY 2025 Proposed	FY 2025 Change
Employee Services - Group Insurance	20,809,535	20,438,582	30,512,160	30,512,160	34,097,464	12%
Employee Services - Loss Control	902,544	1,000,910	1,341,961	1,341,961	1,231,184	(8)%
Employee Services - Personnel	621,049	882,231	816,475	816,475	852,675	4%
Employee Services - Worker's Comp	2,568,912	2,263,932	5,320,426	5,320,426	5,332,737	-%
Total Budget	**24,902,039**	**24,585,655**	**37,991,022**	**37,991,022**	**41,514,060**	**9%**

Revenue Sources	FY 2022 Actual	FY 2023 Actual	FY 2024 Adopted	FY 2024 Amended	FY 2025 Proposed	FY 2025 Change
General Fund	621,049	882,231	816,475	816,475	852,675	4.4%
Worker's Compensation	2,647,959	2,358,955	5,437,559	5,437,559	5,456,762	0.4%
Group Insurance Fund	20,809,535	20,438,582	30,512,160	30,512,160	34,097,464	11.8%
Risk Management Fund	823,497	905,887	1,224,828	1,224,828	1,107,159	(9.6)%
Total Revenue	**24,902,039**	**24,585,655**	**37,991,022**	**37,991,022**	**41,514,060**	**9.3%**

Employee Services

Position Summary by Department	FY 2022 Actual	FY 2023 Actual	FY 2024 Adopted	FY 2025 Proposed	FY 2025 Variance
Employee Services - Loss Control	1.35	1.35	2.35	2.35	-
Employee Services - Personnel	4.98	4.97	4.97	4.97	-
Employee Services - Worker's Comp	1.28	1.28	1.28	1.28	-
Employee Services - Group Insurance	3.43	3.43	3.43	3.43	-
Total Full-Time FTE	11.03	11.02	12.02	12.02	-
Total FTE	**11.03**	**11.02**	**12.02**	**12.02**	**-**

Employee Services

Employee Services - Loss Control

Mission Statement

Description and Services Provided

Provide occupational safety training, inspections and investigations of accidents and analyze trends. Produce and enforce Safety Policies that ensure compliance of the driving policy and provide professional safety consultation to staff including constitutional officers.

MANDATES:
County Code Article XVII Risk Management Program
Section 2-323

Major Variances

Safety and Security: presenting a flat budget for FY2025

Budgetary Cost Summary	FY 2022 Actual	FY 2023 Actual	FY 2024 Adopted	FY 2024 Amended	FY 2025 Proposed	FY 2025 Change
Personnel Expenditures	146,802	239,784	372,293	372,293	396,997	6.6%
Operating Expenditures	726,446	748,567	398,020	398,020	334,187	(16.0)%
Capital Outlay Expenditures	29,296	12,560	571,648	571,648	500,000	(12.5)%
Total Budget	**902,544**	**1,000,910**	**1,341,961**	**1,341,961**	**1,231,184**	**(8.3)%**

Revenue Sources	FY 2022 Actual	FY 2023 Actual	FY 2024 Adopted	FY 2024 Amended	FY 2025 Proposed	FY 2025 Change
Worker's Compensation	79,047	95,023	117,133	117,133	124,025	5.9%
Risk Management Fund	823,497	905,887	1,224,828	1,224,828	1,107,159	(9.6)%
Total Revenue	**902,544**	**1,000,910**	**1,341,961**	**1,341,961**	**1,231,184**	**(8.3)%**

Position Summary	FY 2022 Actual	FY 2023 Actual	FY 2024 Adopted	FY 2025 Proposed	FY 2025 Variance
Administrative Support	0.60	0.10	1.60	1.60	-
Officials & Administrators	0.75	0.75	0.75	0.75	-
Professionals	-	0.50	-	-	-
Total Full-Time FTE	1.35	1.35	2.35	2.35	-
Total FTE	**1.35**	**1.35**	**2.35**	**2.35**	**-**

Employee Services

Employee Services - Personnel

Description and Services Provided

Apply and carry out personnel policies and regulations as adopted by the Board of County Commissioners for recruiting, hiring, and career advancement of qualified personnel.

MANDATES:
Federal Labor Laws
County Code Article II 2-213 Policies and Procedures Board
69 Career Service
Florida Statute Title X Public Officers, Employees and Records
Title XXXI Labor
Ordinance 007-2013 - Security Sensitive Background Screenings

Major Variances

Human Resources: presenting a flat budget for FY2025

Budgetary Cost Summary	FY 2022 Actual	FY 2023 Actual	FY 2024 Adopted	FY 2024 Amended	FY 2025 Proposed	FY 2025 Change
Personnel Expenditures	556,197	754,473	665,358	665,358	705,205	6.0%
Operating Expenditures	60,645	125,733	146,117	146,117	144,470	(1.1)%
Capital Outlay Expenditures	4,207	2,025	5,000	5,000	3,000	(40.0)%
Total Budget	**621,049**	**882,231**	**816,475**	**816,475**	**852,675**	**4.4%**

Revenue Sources	FY 2022 Actual	FY 2023 Actual	FY 2024 Adopted	FY 2024 Amended	FY 2025 Proposed	FY 2025 Change
General Fund	621,049	882,231	816,475	816,475	852,675	4.4%
Total Revenue	**621,049**	**882,231**	**816,475**	**816,475**	**852,675**	**4.4%**

Position Summary	FY 2022 Actual	FY 2023 Actual	FY 2024 Adopted	FY 2025 Proposed	FY 2025 Variance
Administrative Support	3.63	2.62	3.62	3.62	-
Officials & Administrators	1.35	2.35	1.35	1.35	-
Total Full-Time FTE	4.98	4.97	4.97	4.97	-
Total FTE	**4.98**	**4.97**	**4.97**	**4.97**	**-**

Employee Services

Employee Services - Worker's Comp

Description and Services Provided

Ensure that any injured worker gets medical treatment and is returned to work at the first available opportunity. Work in tandem with the Loss Control Office to ensure a safe work environment.

MANDATES:
Florida Statute Title XXXI Labor Chapter 440
Title XXXVII Insurance Requirements

Major Variances

Workers' Compensation: presenting a flat budget for FY2025

Budgetary Cost Summary	FY 2022 Actual	FY 2023 Actual	FY 2024 Adopted	FY 2024 Amended	FY 2025 Proposed	FY 2025 Change
Personnel Expenditures	514,419	526,161	696,917	696,917	710,262	1.9%
Operating Expenditures	2,054,493	1,737,771	4,623,509	4,623,509	4,622,475	-%
Total Budget	**2,568,912**	**2,263,932**	**5,320,426**	**5,320,426**	**5,332,737**	**0.2%**

Revenue Sources	FY 2022 Actual	FY 2023 Actual	FY 2024 Adopted	FY 2024 Amended	FY 2025 Proposed	FY 2025 Change
Worker's Compensation	2,568,912	2,263,932	5,320,426	5,320,426	5,332,737	0.2%
Total Revenue	**2,568,912**	**2,263,932**	**5,320,426**	**5,320,426**	**5,332,737**	**0.2%**

Position Summary	FY 2022 Actual	FY 2023 Actual	FY 2024 Adopted	FY 2025 Proposed	FY 2025 Variance
Administrative Support	0.65	0.15	0.65	0.65	-
Officials & Administrators	0.63	0.63	0.63	0.63	-
Professionals	-	0.50	-	-	-
Total Full-Time FTE	1.28	1.28	1.28	1.28	-
Total FTE	**1.28**	**1.28**	**1.28**	**1.28**	**-**

Employee Services

Employee Services - Group Insurance

Description and Services Provided

Provide insurance benefits to active employees, retirees, and their eligible dependents in accordance with BOCC policies.
MANDATES:
County Code Article II Chapter 63 & 76 Group Insurance
Florida Statute Chapter 112 - General Provisions
Title XXXVII Insurance Requirements
Resolution 388-2013 Retirees
339-2017 Rule of 70 Subsidy
081-1998 Domestic Partners
120-2010 AFLAC
049-2017 Wellness
Patient Protection Affordable Care Act (PPACA)
Annual Notices:
*Medicare Part D Drug Plan
*Womens Health and Cancer Rights
*CHIP - State Premium Assistance
*Mental Health Parity Exemption Notice
*HIPPA Election Rights Notice (every 3 years)
IRS Section 6055 & 6056 Reporting

Major Variances

For FY2025 the budget request is a mostly flat budget with only moderate increases proportional to the unavoidable increased cost of anticipated services, office equipment, and supplies

502-08002 (Group Insurance Operations):

The proposed FY 2025 budget includes a $75,558 increase for the 2025 renewal of the Bestco Benefit Plans, LLC-d/b/a Benistar; Blue Cross and Blue Shield of Capital Rx, Inc.; Cleartrack HR, LLC.
The proposed FY 2025 budget includes a $78,042 increase for the 2025 renewal of the Minnesota Life Insurance Company.

502-08003 (Group Insurance Claims):

The proposed FY 2025 budget includes a $3,000,000 increase for the 2025 forecasted higher claim expenses recommended by the County's benefits actuary, Gallagher Benefits Services, and with the knowledge that a single million dollar claim beyond the forecast is likely in today's medical/pharmacy arena.

502-08004 (Group Insurance Asserted Claims)

The proposed FY 2025 budget includes a $359,736 increase for forecasted higher claim expenses.

502-08008 (Medicare Eligible Retiree Stipend)

The proposed FY 2025 budget includes a $39,000 increase for forecasted higher claim expense recommended by the County's benefits actuary, Gallagher Benefits Services.

Budgetary Cost Summary	FY 2022 Actual	FY 2023 Actual	FY 2024 Adopted	FY 2024 Amended	FY 2025 Proposed	FY 2025 Change
Personnel Expenditures	364,800	395,981	444,696	444,696	480,701	8.1%
Operating Expenditures	20,444,734	20,042,601	30,065,964	30,065,964	33,615,263	11.8%
Capital Outlay Expenditures	-	-	1,500	1,500	1,500	-%
Total Budget	**20,809,535**	**20,438,582**	**30,512,160**	**30,512,160**	**34,097,464**	**11.8%**

Revenue Sources	FY 2022 Actual	FY 2023 Actual	FY 2024 Adopted	FY 2024 Amended	FY 2025 Proposed	FY 2025 Change
Group Insurance Fund	20,809,535	20,438,582	30,512,160	30,512,160	34,097,464	11.8%
Total Revenue	**20,809,535**	**20,438,582**	**30,512,160**	**30,512,160**	**34,097,464**	**11.8%**

Employee Services

Position Summary	FY 2022 Actual	FY 2023 Actual	FY 2024 Adopted	FY 2025 Proposed	FY 2025 Variance
Administrative Support	2.15	2.15	2.15	2.15	-
Officials & Administrators	1.28	1.28	1.28	1.28	-
Total Full-Time FTE	3.43	3.43	3.43	3.43	-
Total FTE	**3.43**	**3.43**	**3.43**	**3.43**	**-**

FY25 Proposed Budget

Veterans Affairs

Veterans Affairs

Proposed FY25:

FY25 Revenue Source

General Fund	$1,087,752
	$1,087,752

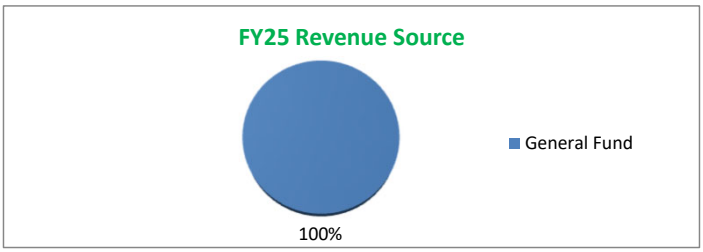

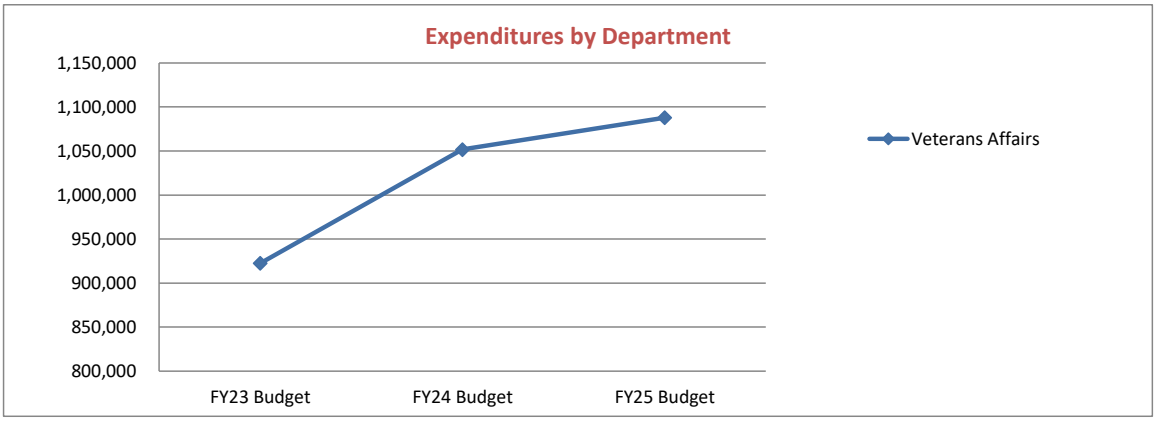

Expenditures by Department

	Adopted FY23 Budget	Adopted FY24 Budget	Proposed FY25 Budget	FY25 Change
Veterans Affairs	922,554	1,051,667	1,087,752	3.4%
Total	922,554	1,051,667	1,087,752	3.4%

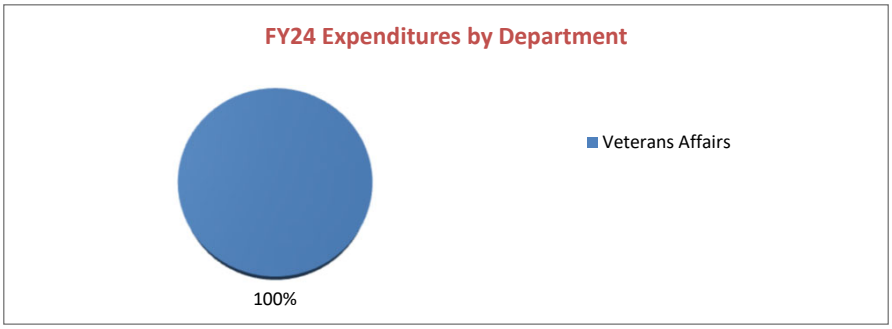

Veterans Affairs

Budgetary Cost Summary

	Adopted FY23 Budget	Adopted FY24 Budget	Proposed FY25 Budget	FY25 % of Total	FY24 Change
Personnel Expenditures	856,840	935,265	1,008,655	92.7%	7.8%
Operating Expenditures	65,714	78,984	79,097	7.3%	0.1%
Capital Outlay Expenditures	-	40,000		0.0%	0.0%
Total	922,554	1,054,249	1,087,752	100%	3.2%

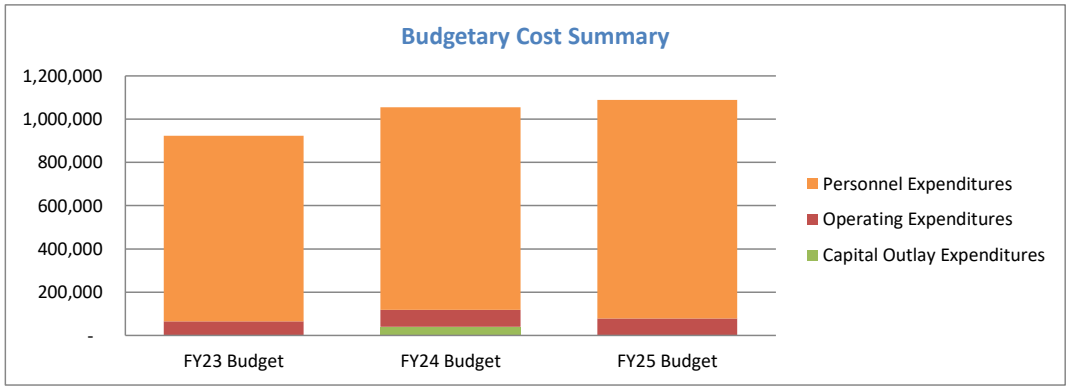

	Adopted FY23 Budget	Adopted FY24 Budget	Proposed FY25 Budget	FY25 Change
FTE History	8.00	8.00	8.00	-
FY23 Change	No change			
FY24 Change	No change			
FY25 Proposed Changes	No changes			

Veterans Affairs



Veterans Affairs

Mission Statement

The mission of the Veterans Affairs Department is to enhance the quality of life for Veterans, survivors, dependents, and family members by assisting them in the preparation, presentation, and prosecution of claims and appellate representation before the Board of Veterans Appeals for benefits and entitlements from federal, state, and local levels of government while advocating for Veteran's interests in the community.

Services Provided

The Veterans Affairs Department has eight employees providing in-person and virtual services from its Key Largo, Marathon (Satellite), and Key West offices to approximately 7,000 full-time veterans, 2,500 seasonal veterans, military personnel, their survivors, dependents, and family members in the Florida Keys. Department staff receives training per the Code of Federal Regulations Title 38, Florida Statute 292.11, and the Florida Department of Veterans Affairs. Each year the Veterans Affairs Department has over 18,500 client interactions while providing a wide variety of services including:

Monetary Compensation
- Service-related disabilities
- Non-service connected pensions
- Burial benefits
- Survivor's benefits
- Educational and vocational rehabilitation benefits
- VA home loan eligibility assistance
- Appeals of any denied benefit
- Board of Veterans Appeals Virtual Hearing Representation

Nonmonetary Benefits
- Military service medal, decoration, and award issuance or replacement
- Military service records or document requisitions
- VA Healthcare application assistance
- Courtesy Veterans Transportation Program
- Virtual Medical Examination and Virtual Office Appointment Services

Documentation assistance in conjunction with the Department of Veterans Affairs for:
- Disabled veteran's license tags
- Property tax exemptions
- Educational benefits

Strategic Goals

Monroe County BOCC Strategic Plan Areas of Concern and Priority-related Actions:
Department Goals, Actions, and Measures:

- Goal: Implement professional innovative technological advancements while reducing environmental waste and creating cost savings for the department

- Action: Employ efficient processes to streamline department productivity
- Performance Measure: Reduce in-house workflow steps for veteran benefit management
- Target Metric: 25%

- Action: Utilize innovative technology to reduce printing waste
- Performance Measure: Implement new technology to reduce printing in using applications and hardware
- Target Metric: Completed or not completed

- Action: Establish a paperless process for most client services
- Performance Measure: Paperless processes implemented
- Target Metric: 75%

- Goal: Augment internal department monthly statistical reporting practices for increased efficiency and collaboration

- Action: Consolidate reporting activities to a uniform process utilizing technology
- Performance Measure: Internal reporting activities merged for tracking specialty services and appellate cases
- Target Metric: Completed or not completed

- Action: Educate staff on proper reporting practices
- Performance Measure: All staff trained in proper departmental reporting
- Target Metric: Completed or not completed

Veterans Affairs

Budgetary Cost Summary	FY 2022 Actual	FY 2023 Actual	FY 2024 Adopted	FY 2024 Amended	FY 2025 Proposed	FY 2025 Change
Personnel Expenditures	778,813	840,703	935,265	935,265	1,008,655	7.8%
Operating Expenditures	37,866	58,381	78,984	78,984	79,097	0.1%
Capital Outlay Expenditures	1,599	-	40,000	40,000	-	(100.0)%
Total Budget	**818,278**	**899,084**	**1,054,249**	**1,054,249**	**1,087,752**	**3.2%**

Appropriations by Department	FY 2022 Actual	FY 2023 Actual	FY 2024 Adopted	FY 2024 Amended	FY 2025 Proposed	FY 2025 Change
Veteran Affairs	818,278	899,084	1,054,249	1,054,249	1,087,752	3%
Total Budget	**818,278**	**899,084**	**1,054,249**	**1,054,249**	**1,087,752**	**3%**

Revenue Sources	FY 2022 Actual	FY 2023 Actual	FY 2024 Adopted	FY 2024 Amended	FY 2025 Proposed	FY 2025 Change
General Fund	818,278	899,084	1,054,249	1,054,249	1,087,752	3.2%
Total Revenue	**818,278**	**899,084**	**1,054,249**	**1,054,249**	**1,087,752**	**3.2%**

Position Summary by Department	FY 2022 Actual	FY 2023 Actual	FY 2024 Adopted	FY 2025 Proposed	FY 2025 Variance
Veteran Affairs	8.00	8.00	8.00	8.00	-
Total Full-Time FTE	8.00	8.00	8.00	8.00	-
Total FTE	**8.00**	**8.00**	**8.00**	**8.00**	**-**

Veterans Affairs

Veteran Affairs

Mission Statement

The mission of the Veterans Affairs Department is to enhance the quality of life for veterans, survivors, dependents, and family members by assisting them in the preparation, presentation, and prosecution of claims for benefits and entitlements from federal, state, and local levels of government while advocating for veteran's interests in the community.

Description and Services Provided

The Monroe County Veterans Affairs Department is proposing a budget for approval with a 94.94% reduction for FY 2025. The budget decrease is primarily due to a reduction in capital outlay expenditure for the vehicle requested in FY24. Reductions were made throughout the budget to offset the increases where possible. However, there is still a need for a 5.06% increase in operating expenditures to maintain current Veteran Service Officer (VSO) accreditations and continue community engagement and service delivery enhancements aligned with the strategic plan.

Cost Center	Sub-Total of Expenditure	2024 Adopted Budget	2025 Proposed Budget	$ Variance	% Variance
67001/67003	Operating	$78,984.00	$82,984.00	$4,000.00	5.06%
67001/67003	Capital Outlay	$40,000.00	$0.00	($40,000.00)	(100)%
	Total	$118,984.00	$82,984.00	$36,000.00	(94.94)%

Personnel Expenditure:
The department anticipates a Personnel Expenditure for the retirement payout of position VAVA005-Executive Assistant, effective July 1, 2025.

Operating Expenditure:
The departments' VSOs maintain their accreditation with the National Association of County Veterans Service Officers and the Florida Department of Veterans Affairs IAW with F.S. 292.11 through conference attendance. In FY 24, the Florida County Veterans Service Officers Association raised conference fees by 25%. In addition, the need for essential computer equipment <$1k replacement and continuing current software is required for FY25 at a 31% increase over FY24.

Budgetary Cost Summary	FY 2022 Actual	FY 2023 Actual	FY 2024 Adopted	FY 2024 Amended	FY 2025 Proposed	FY 2025 Change
Personnel Expenditures	778,813	840,703	935,265	935,265	1,008,655	7.8%
Operating Expenditures	37,866	58,381	78,984	78,984	79,097	0.1%
Capital Outlay Expenditures	1,599	-	40,000	40,000	-	(100.0)%
Total Budget	**818,278**	**899,084**	**1,054,249**	**1,054,249**	**1,087,752**	**3.2%**

Revenue Sources	FY 2022 Actual	FY 2023 Actual	FY 2024 Adopted	FY 2024 Amended	FY 2025 Proposed	FY 2025 Change
General Fund	818,278	899,084	1,054,249	1,054,249	1,087,752	3.2%
Total Revenue	**818,278**	**899,084**	**1,054,249**	**1,054,249**	**1,087,752**	**3.2%**

Position Summary	FY 2022 Actual	FY 2023 Actual	FY 2024 Adopted	FY 2025 Proposed	FY 2025 Variance
Administrative Support	2.00	2.00	4.00	4.00	-
Officials & Administrators	2.00	2.00	2.00	2.00	-
Technicians	2.00	2.00	1.00	1.00	-
Professionals	2.00	2.00	1.00	1.00	-
Total Full-Time FTE	8.00	8.00	8.00	8.00	-
Total FTE	**8.00**	**8.00**	**8.00**	**8.00**	**-**

FY25 Proposed Budget

Airports

Airport Services

Proposed FY25:

FY25 Revenue Source

Non Ad Valorem Funds

Marathon Airport	$3,514,192
Key West Int'l Airport	$27,224,695
Key West AIP Series 2006 Bond	$39,402,000
PFC & Oper Restrictions	$5,000,000
	$75,140,887

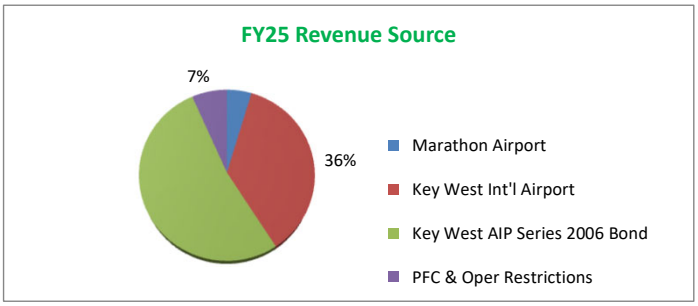

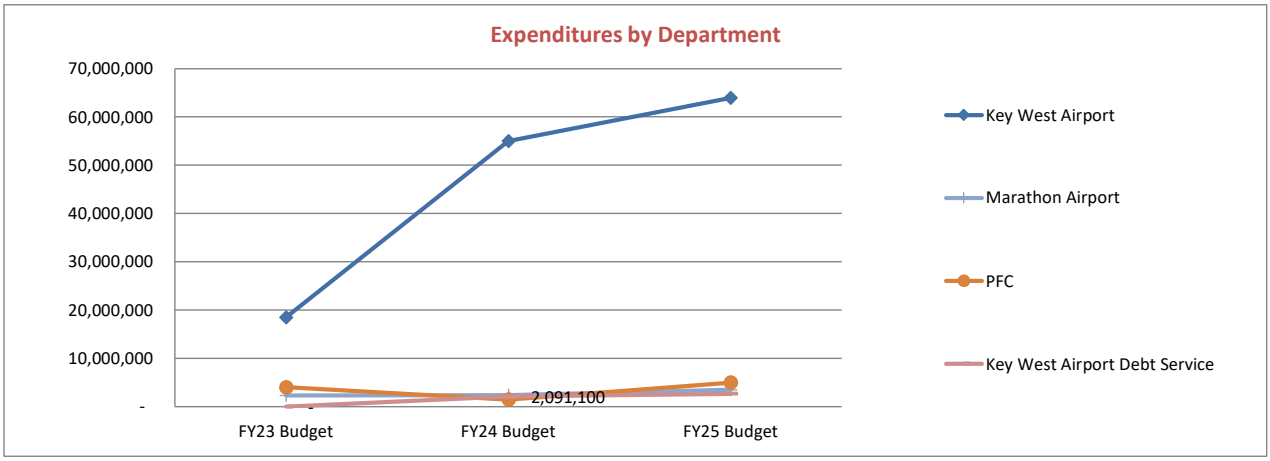

Expenditures by Department

	Adopted FY23 Budget	Adopted FY24 Budget	Proposed FY25 Budget	FY25 Change
Key West Airport	18,498,018	54,992,256	63,935,695	16.3%
Marathon Airport	2,308,921	2,401,631	3,514,192	46.3%
PFC	4,020,000	1,500,000	5,000,000	233.3%
Key West Airport Debt Service	-	2,091,100	2,691,000	0.0%
Total	24,826,939	60,984,987	75,140,887	23.2%

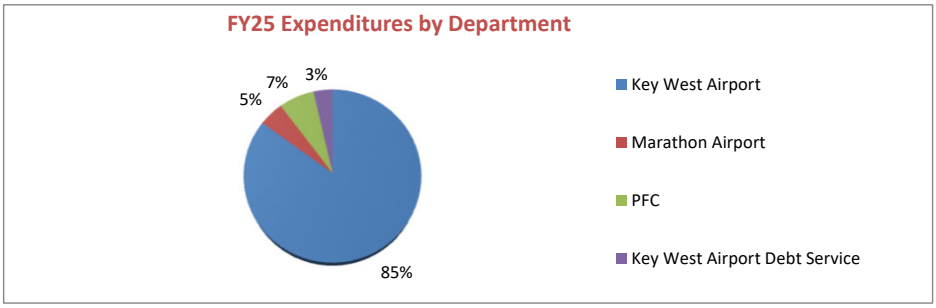

Airport Services

Budgetary Cost Summary

	Adopted FY23 Budget	Adopted FY24 Budget	Proposed FY25 Budget	FY25 % of Total	FY25 Change
Personnel Expenditures	3,345,449	3,669,937	4,219,515	5.6%	15.0%
Operating Expenditures	7,462,490	45,870,050	50,759,372	67.6%	10.7%
Capital Outlay Expenditures	14,019,000	11,445,000	20,162,000	26.8%	76.2%
Total	24,826,939	60,984,987	75,140,887	100%	23.2%

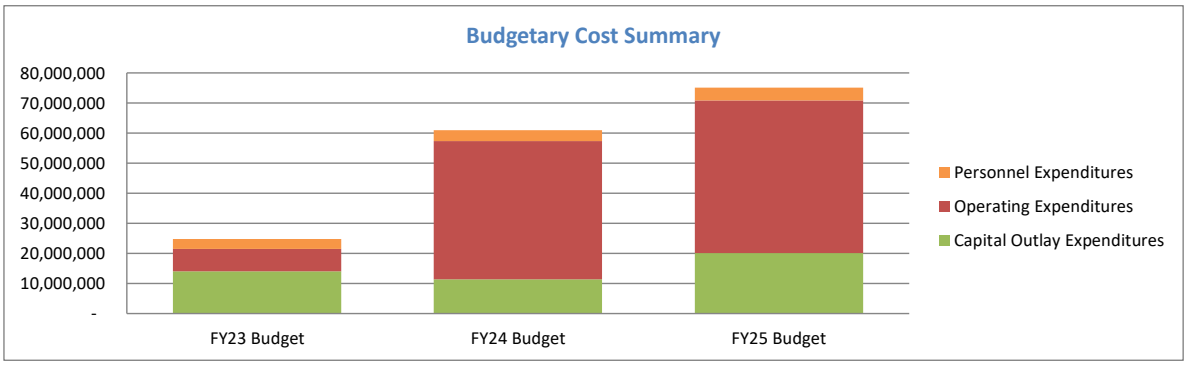

Added: 1 FTE: Officials & Administrators 1 FTE: Skilled Craft Workers

	FY23 Budget	Adopted FY24 Budget	Proposed FY25 Budget	FY25 Change
FTE History	24.00	24.00	26.00	2.00

FY23 Change	+ 1 FTE: Executive Assistant 2.16.22 BOCC + 1 FTE: Assistant Coordinator - Airport Maintenance 4.20.22 BOCC + 1 FTE: Assistant Manager - Airport Operations & Security 10.20.21 BOCC
FY24 Change	No changes
FY25 Proposed Changes	Added: 4 FTE: Administrative Support Eliminated: 1 FTE: Officials & Administrators Eliminated: 1 FTE: Skilled Craft Workers

Airport Services

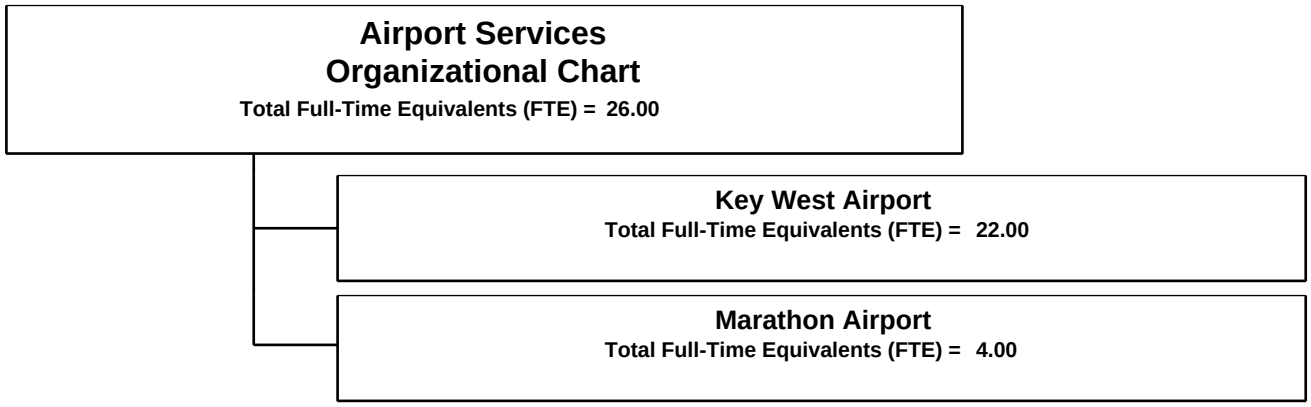

Airport Services

Mission Statement

The mission of the Airports is to provide and maintain world-class facilities for tourism, residents and business passengers.

Services Provided

The Department of Airports provides and maintains facilities for both Commercial Airlines and General Aviation activities at the Key West International Airport and the Florida Keys Marathon International Airport. The Department is responsible for day-to-day operations of the airports including administrative services, building and field maintenance, security and emergency response. Both airports are Federal Aviation Administration Part 139 certified and are staffed and maintained to that standard. Commercial Air Service in Key West and General Aviation activity in Marathon are vital to the economic wellbeing of both communities. More than 600 people are employed by agencies and businesses that serve the airports.

Strategic Goals

Monroe County BOCC Strategic Plan Areas of Concern and Priority related Actions:

• Economy: Infrastructure- Quality of the Keys Experience- Upkeep of our attractions including Environment, Historical Sites and Beautification

- Action: The Department of Airports will complete the critically necessary Concourse A capital project to better serve our passengers
- Performance Measure: Complete Concourse A capital project
- Target Metric: 100% completed

• Economy: Infrastructure- Tourism Transportation- Alternative Solutions

- Action: The Department of Airports will increase total number of destinations served
- Performance Measure: Increase in destinations served
- Target Metric: 1 new destination

Department Goals, Actions and Measures:

• Goal: Increase total airline seats in the Key West International Airport marketplace
- Action: Meet with airlines and promote air service development.
- Performance Measure: Meet with Airlines
- Target Metric: 5

• Goal: Complete critically necessary capital projects at the Key West International Airport.
- Action: Coordinate with the FAA, FDOT, Airport Engineers and Financial Consultants to fund and execute capital projects
- Performance Measure: FAA approval of funding for capital improvements program
- Target Metric: Fund 90%

• Goal: Relocate Runway 7/25 at the Florida Keys Marathon International Airport
- Action: Award bid and contract for the project
- Performance Measure: Secure FAA and FDOT grant funding for the project
- Target Metric: Funding received or not received

Budgetary Cost Summary	FY 2022 Actual	FY 2023 Actual	FY 2024 Adopted	FY 2024 Amended	FY 2025 Proposed	FY 2025 Change
Personnel Expenditures	2,960,439	3,618,341	3,669,937	3,669,937	4,219,515	15.0%
Operating Expenditures	31,340,380	76,663,316	45,870,050	45,870,050	50,759,372	10.7%
Capital Outlay Expenditures	552,708	578,601	11,445,000	11,445,000	20,162,000	76.2%
Total Budget	**34,853,526**	**80,860,257**	**60,984,987**	**60,984,987**	**75,140,887**	**23.2%**

Airport Services

Appropriations by Department	FY 2022 Actual	FY 2023 Actual	FY 2024 Adopted	FY 2024 Amended	FY 2025 Proposed	FY 2025 Change
Key West Airport	24,969,352	54,949,946	54,992,256	54,992,256	63,935,695	16%
Key West Airport Debt Service - Interest & Other Debt Costs	755,381	1,151,221	2,091,100	2,091,100	2,691,000	29%
Marathon Airport	5,446,631	24,017,533	2,401,631	2,401,631	3,514,192	46%
PFC	3,682,162	741,557	1,500,000	1,500,000	5,000,000	233%
Total Budget	**34,853,526**	**80,860,257**	**60,984,987**	**60,984,987**	**75,140,887**	**23%**

Revenue Sources	FY 2022 Actual	FY 2023 Actual	FY 2024 Adopted	FY 2024 Amended	FY 2025 Proposed	FY 2025 Change
Debt Service Fund	24,776	-	-	-	-	-%
Marathon Airport	5,446,631	23,996,701	2,401,631	2,401,631	3,514,192	46.3%
Key West International Airport	24,944,576	24,317,410	19,590,516	19,590,516	27,224,695	39.0%
General Airport Revenue Bond	755,381	31,783,757	37,492,840	37,492,840	39,402,000	5.1%
PFC & Oper Restrictions	3,682,162	762,389	1,500,000	1,500,000	5,000,000	233.3%
Total Revenue	**34,853,526**	**80,860,257**	**60,984,987**	**60,984,987**	**75,140,887**	**23.2%**

Position Summary by Department	FY 2022 Actual	FY 2023 Actual	FY 2024 Adopted	FY 2025 Proposed	FY 2025 Variance
Key West Airport	17.00	20.00	20.00	22.00	2.00
Marathon Airport	4.00	4.00	4.00	4.00	-
Total Full-Time FTE	21.00	24.00	24.00	26.00	2.00
Total FTE	**21.00**	**24.00**	**24.00**	**26.00**	**2.00**

Airport Services
Key West Airport

Major Variances

Key West International Airport:

The Key West International Airport continues fantastic passenger growth and new aircraft technology generating an increased index requiring a new $1.4M ARFF Fire Truck.

Overall the proposed budget is up approximately $6.4M over FY 2024 due primarily to on-going and upcoming construction projects, such as Concourse A, Customs Phase 3B, West Overflow Apron, Commercial Apron and Taxiway A.

● Bond Fund 405 includes $25M for construction, $6M for professional services for construction administration (CA) and Resident Project Representative (RPR) Services, $5.7M for Concourse A Apron work, $2,191,100 for Bond debt service, $600k for PNC line of credit interest, and $2,864,750 in required reserves.

● Personnel expenditures include proposed COLA/Merit adjustments and the two (2) new Security positions that are currently being recruited (BOCC approved 1.31.2024).

● Proposed Operating Expenditures include additional funding for Utilities and Contractual Services for anticipated increases due to the opening of Concourse A during FY 2025, added funding for the parking management contract (currently out out for bids), and added funding for required mitigation site monitoring fees. The MCSO Security contract is increased by $162k for FY 2025.

● Capital Outlay budget is up $4M over FY 2024 due to grant match funding for the following projects:

1. $2.4M for the Customs Phase 3B;
2. $1.9M for the Commercial Apron & Taxiway A;
3. $1.2M for the West Overflow Apron Parking;
4. $1.1M for Outbound Baggage System upgrades;
5. $1M for Concourse A Seating and Furniture;
6. $675k for Planning Studies;
7. $508k for Building & Security Improvements (Relocation of East Landside Utilities and Salt Pond Security Fencing);
8. $375k for Terminal Improvements (Elevated Electrical Vault);
9. $275k for Security Fencing & Lighting;
10. $250k for Noise Improvement Program; and
11. $235k for Mitigation Site Monitoring Year 1.
12. $205k for first year of new ARFF Fire Truck lease purchase.

▪ Capital Outlay accounts also include:

1) $750k for unanticipated major repairs;
2) $750k for match for unanticipated FDOT grants;
3) $500k to update airfield lighting and generator; and
4) $90k to replace two of the oldest Airport pickup trucks.

Budgetary Cost Summary	FY 2022 Actual	FY 2023 Actual	FY 2024 Adopted	FY 2024 Amended	FY 2025 Proposed	FY 2025 Change
Personnel Expenditures	2,540,341	3,146,941	3,164,701	3,164,701	3,673,524	16.1%
Operating Expenditures	22,113,756	51,425,238	42,767,555	42,767,555	47,122,171	10.2%
Capital Outlay Expenditures	315,254	377,767	9,060,000	9,060,000	13,140,000	45.0%
Total Budget	**24,969,352**	**54,949,946**	**54,992,256**	**54,992,256**	**63,935,695**	**16.3%**

Revenue Sources	FY 2022 Actual	FY 2023 Actual	FY 2024 Adopted	FY 2024 Amended	FY 2025 Proposed	FY 2025 Change
Debt Service Fund	24,776	-	-	-	-	-%
Key West International Airport	24,944,576	24,317,410	19,590,516	19,590,516	27,224,695	39.0%
General Airport Revenue Bond	-	30,632,536	35,401,740	35,401,740	36,711,000	3.7%
Total Revenue	**24,969,352**	**54,949,946**	**54,992,256**	**54,992,256**	**63,935,695**	**16.3%**

Airport Services

Position Summary	FY 2022 Actual	FY 2023 Actual	FY 2024 Adopted	FY 2025 Proposed	FY 2025 Variance
Administrative Support	3.00	4.00	5.00	9.00	4.00
Officials & Administrators	7.00	7.00	6.00	5.00	(1.00)
Skilled Craft Workers	6.00	8.00	8.00	7.00	(1.00)
Professionals	1.00	1.00	1.00	1.00	-
Total Full-Time FTE	17.00	20.00	20.00	22.00	2.00
Total FTE	**17.00**	**20.00**	**20.00**	**22.00**	**2.00**

Airport Services
Marathon Airport

Major Variances

Florida Keys Marathon International Airport:

● Personnel expenditures include proposed COLA/Merit adjustments.

● Operating budget is relatively flat over FY 2024.

Overall budget increase is due to capital outlay grant match requirements.

● Capital Outlay includes grant match funds for the following projects:
1) $1.6M for Runway 7/25 Relocation;
2) $165k for Hurricane Impact Windows & Doors;
3) $75k for Planning Studies;
4) $60k for Mitigation Site Monitoring Year 1; and

● Capital Outlay account also includes the following proposed funding:
1) $50,000 for unanticipated FDOT grant match;
2) $50,000 for unanticipated major repairs; and
3) $22,000 for one new pickup truck.

Budgetary Cost Summary	FY 2022 Actual	FY 2023 Actual	FY 2024 Adopted	FY 2024 Amended	FY 2025 Proposed	FY 2025 Change
Personnel Expenditures	420,098	471,400	505,236	505,236	545,991	8.1%
Operating Expenditures	4,789,080	23,345,299	1,011,395	1,011,395	946,201	(6.4)%
Capital Outlay Expenditures	237,453	200,835	885,000	885,000	2,022,000	128.5%
Total Budget	**5,446,631**	**24,017,533**	**2,401,631**	**2,401,631**	**3,514,192**	**46.3%**

Revenue Sources	FY 2022 Actual	FY 2023 Actual	FY 2024 Adopted	FY 2024 Amended	FY 2025 Proposed	FY 2025 Change
Marathon Airport	5,446,631	23,996,701	2,401,631	2,401,631	3,514,192	46.3%
PFC & Oper Restrictions	-	20,832	-	-	-	-%
Total Revenue	**5,446,631**	**24,017,533**	**2,401,631**	**2,401,631**	**3,514,192**	**46.3%**

Position Summary	FY 2022 Actual	FY 2023 Actual	FY 2024 Adopted	FY 2025 Proposed	FY 2025 Variance
Officials & Administrators	2.00	2.00	2.00	2.00	-
Skilled Craft Workers	2.00	2.00	2.00	2.00	-
Total Full-Time FTE	4.00	4.00	4.00	4.00	-
Total FTE	**4.00**	**4.00**	**4.00**	**4.00**	**-**

Airport Services

PFC

Description and Services Provided

The Passenger Facility Charge (PFC) Program allows the collection of PFC fees for every boarded passenger at commercial airports controlled by public agencies. Airports use these fees to fund FAA-approved projects/grants that enhance safety, security, or capacity; reduce noise; or increase air carrier competition. Some of our Grant projects have included Runway Safety, Noise Improvement, Drainage Rehab and Underground Utilities Master Plan.

Major Variances

Passenger Facility Charge (PFC) program:

Overall increase of $1.5M from FY 2024 is for the following PFC projects:

1) $1.2M for Customs Phase 3B;
2) $1M for Concourse A seating & furniture; and
3) $600k for PNC Bank LOC interest; and
4) $95k for PFC Administration (PFC application amendments, close outs, etc.).

Budgetary Cost Summary	FY 2022 Actual	FY 2023 Actual	FY 2024 Adopted	FY 2024 Amended	FY 2025 Proposed	FY 2025 Change
Operating Expenditures	3,682,162	741,557	-	-	-	-%
Capital Outlay Expenditures	-	-	1,500,000	1,500,000	5,000,000	233.3%
Total Budget	**3,682,162**	**741,557**	**1,500,000**	**1,500,000**	**5,000,000**	**233.3%**

Revenue Sources	FY 2022 Actual	FY 2023 Actual	FY 2024 Adopted	FY 2024 Amended	FY 2025 Proposed	FY 2025 Change
PFC & Oper Restrictions	3,682,162	741,557	1,500,000	1,500,000	5,000,000	233.3%
Total Revenue	**3,682,162**	**741,557**	**1,500,000**	**1,500,000**	**5,000,000**	**233.3%**

Airport Services

Key West Airport Debt Service - Interest & Other Debt Costs

Budgetary Cost Summary	FY 2022 Actual	FY 2023 Actual	FY 2024 Adopted	FY 2024 Amended	FY 2025 Proposed	FY 2025 Change
Operating Expenditures	755,381	1,151,221	2,091,100	2,091,100	2,691,000	28.7%
Total Budget	**755,381**	**1,151,221**	**2,091,100**	**2,091,100**	**2,691,000**	**28.7%**

Revenue Sources	FY 2022 Actual	FY 2023 Actual	FY 2024 Adopted	FY 2024 Amended	FY 2025 Proposed	FY 2025 Change
General Airport Revenue Bond	755,381	1,151,221	2,091,100	2,091,100	2,691,000	28.7%
Total Revenue	**755,381**	**1,151,221**	**2,091,100**	**2,091,100**	**2,691,000**	**28.7%**

FY25 Proposed Budget

Emergency Services

Emergency Services

Proposed FY25:

FY25 Revenue Source

General Fund	$745,981
Other Ad Valorem Funds	
Fire & Ambulance L&M Key	$17,460,660
Non Ad Valorem Funds	
Fire & EMS LOSAP Trust Fund	$48,000
MSTD - Plan/Bldg/Code/Fire Mar	$3,163,536
Miscellaneous Special Revenue	$0
Key West Intl Airport	$2,413,583
Fine & Forfeiture Fund	$11,111,542
Capital Funds	
Impact Fees Fund: Fire & EMS	$184,490
	$35,127,792

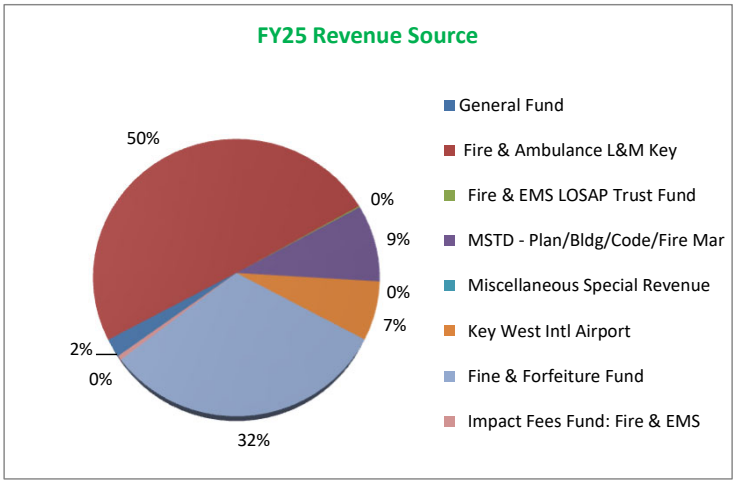

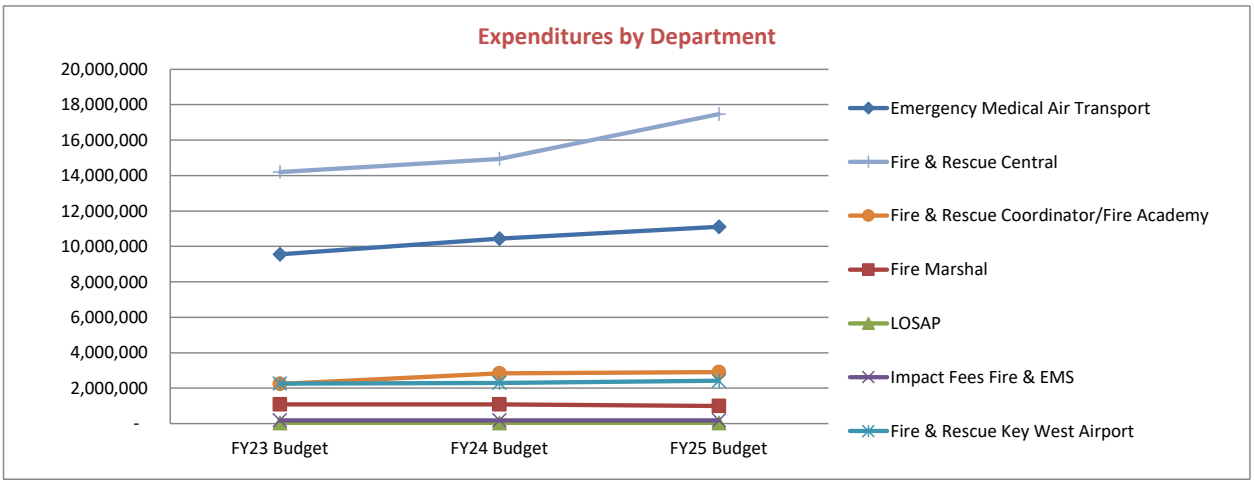

Expenditures by Department

	Adopted FY23 Budget	Adopted FY24 Budget	Proposed FY25 Budget	FY25 Change
Emergency Medical Air Transport	9,548,281	10,442,235	11,111,542	6.4%
Fire & Rescue Central	14,201,648	14,931,629	17,460,660	16.9%
Fire & Rescue Coordinator/Fire Academy	2,238,613	2,835,931	2,913,514	2.7%
Fire & Rescue Key West Airport	2,257,899	2,300,629	2,413,583	4.9%
Fire Marshal	1,093,574	1,092,294	996,003	-8.8%
Impact Fees Fire & EMS	190,478	191,739	184,490	-3.8%
LOSAP	48,000	48,000	48,000	0.0%
Total	29,578,493	31,842,457	35,127,792	10.3%

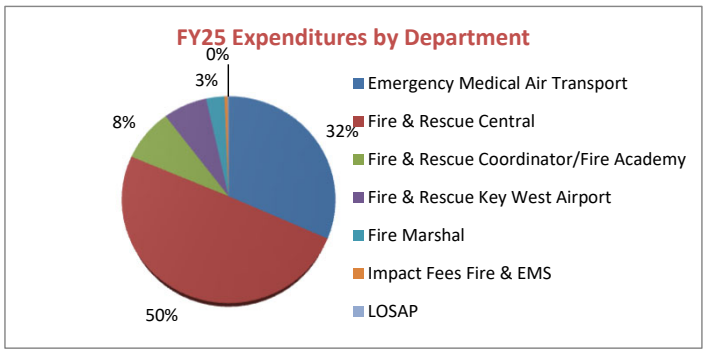

Emergency Services

Budgetary Cost Summary

	Adopted FY23 Budget	Adopted FY24 Budget	Proposed FY25 Budget	FY25 % of Total	FY25 Change
Personnel Expenditures	19,316,453	20,385,083	23,534,103	67.0%	15.4%
Operating Expenditures	9,674,940	10,601,364	10,878,811	31.0%	2.6%
Capital Outlay Expenditures	587,100	856,010	714,878	2.0%	-16.5%
Total	29,578,493	31,842,457	35,127,792	100%	10.3%

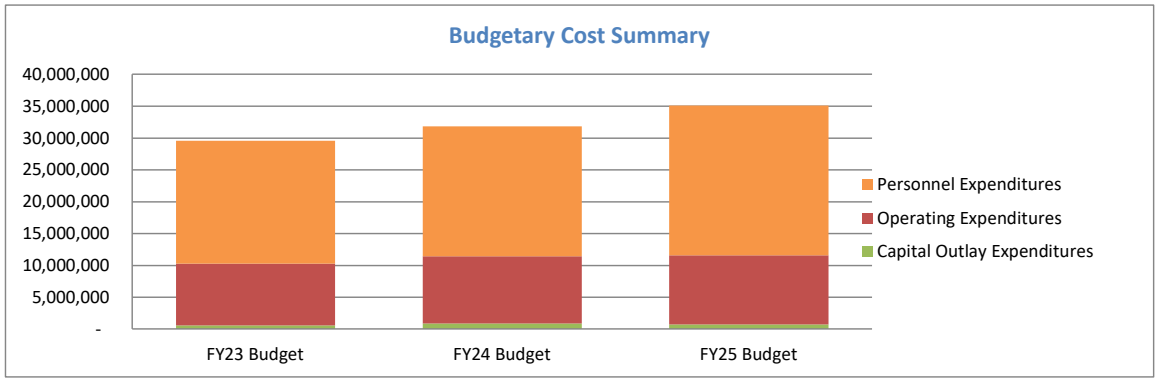

	Adopted FY23 Budget	Adopted FY24 Budget	Proposed FY25 Budget	FY25 Change
FTE History	152.00	154.02	179.02	25.00

FY23 Change	-0.02 FTE: As a result of FTE splits/reallocations
FY24 Change	+2.02 FTE
FY25 Proposed Changes	+24 FTE Fire & Rescue Cenral & +1 FTE Fire Rescue Coord/Fire Acad

Emergency Services

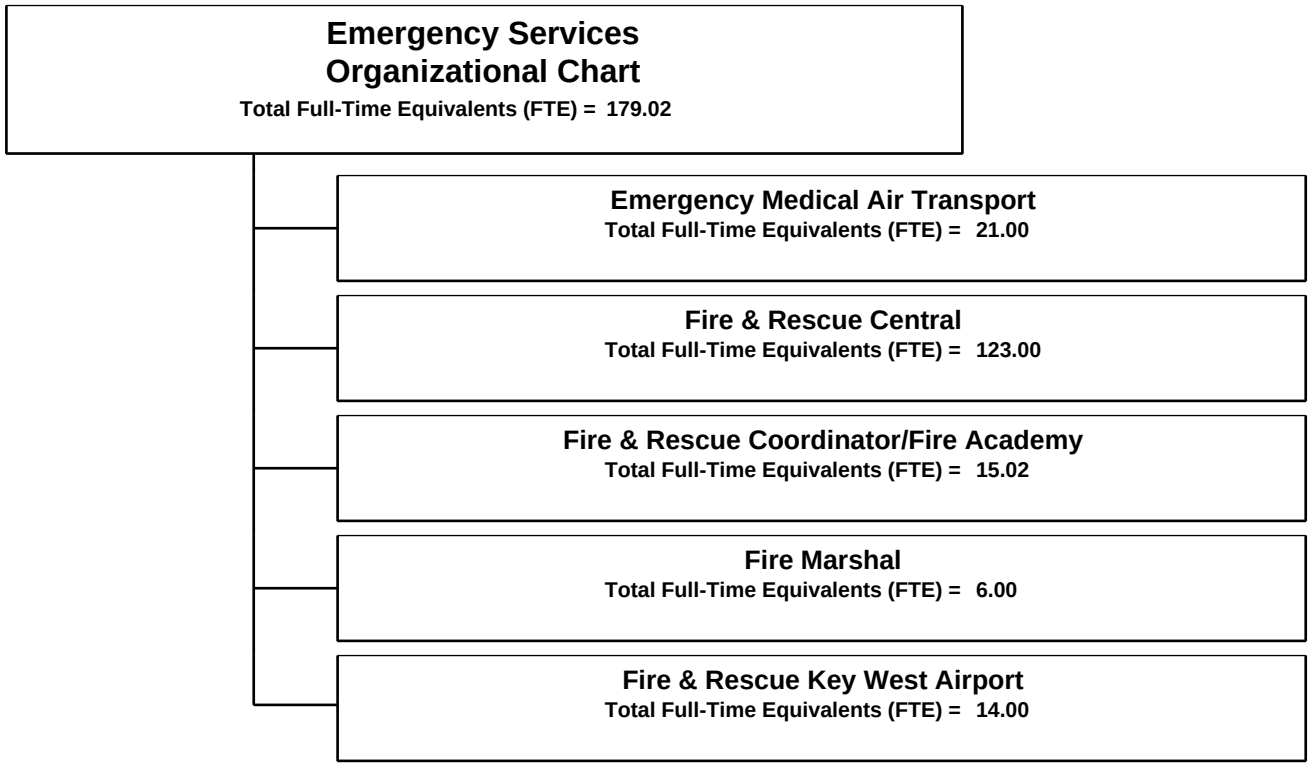

Emergency Services

Mission Statement

Emergency Services is committed to serving our community with the highest level of life and property protection to meet the needs of our residents and visitors in the Florida Keys.

Services Provided

The Emergency Services Department plans for, responds to and mitigates the effects of most any emergency situation, including natural and man-made events. These responsibilities include:

• Fire suppression and Aircraft Emergency Response (ARFF);
• Advanced emergency medical response and transportation (air and ground);
• Fire prevention and safety education;
• Fire Investigation for Cause & Origin;
• Hurricane preparedness and response;
• Countywide firefighting and Emergency Medical Services (EMS) training.

Strategic Goals

Department Goals, Actions and Measures:

• Goal: Improve infrastructure for the delivery of Fire/EMS services to the Sugarloaf and Layton/Long Key communities.

- Action: Continue funding for construction of new Fire Station 10, Sugarloaf Key.
- Performance Measure: Successful submission of funding requests for construction of new fire station on Sugarloaf (Station 10).
- Target Metric: Completed or Not Completed; Completed engineering design plan for Fire Station 10.

- Action: Resubmit funding request for engineering design of new Fire Station 18, Layton/Long Key.
- Performance Measure: Successful submission of engineering design and BOCC approval of new fire station on Layton (Station 18).
- Target Metric: Completed or Not Completed; Not Funded

• Goal: Reduce employee turnover by 20% and increase percentage of MCFR firefighters that reside in Monroe County.

- Action: Continue to offer “local’s tuition fee waiver” to qualified local residents to attend MCFR Training Academy and utilize our fire training staff officers to provide coordination and instruction of fire minimum standards training program.
- Performance Measure: Continue local’s tuition fee waiver program.
- Target Metric: Completed or Not Completed; Completed - Continue "Hot Shots" Program; 54% of department's employees live in Monroe County.

• Goal: Improve the quality of fire and emergency medical services provided.

- Action: Implement advanced training and stringent quality assurance standards.
- Performance Measure: Offer at least one in-house training certification course per month by the department's fire training academy.
- Target Metric: Completed or Not Completed; Completed, Courses offered every month published on the training calendar for the year.

- Action: Implement an in-house Emergency Medical Services (EMS) Quality Control Program.
- Performance Measure: Review at least 40 patient care reports written by charge paramedics on a monthly basis.
- Target Metric: Completed or Not Completed; Completed, Over 40 patient care reports are being reviewed on a monthly basis.

• Goal: Increase Promotion of Fire Safety and Prevention throughout Monroe County.

- Action: Provide grade specific fire safety and prevention strategies utilizing approved School District objectives.
- Performance Measure: Reach at least 500 students through grade specific fire safety and prevention events to school aged children in Monroe County schools.
- Target Metric: Completed or Not Completed; Completed, Reached over 500 daycare/school age children presenting fire safety information.

- Action: Reduce the number of preventable fire hazards through comprehensive pre-incident planning.
- Performance Measure: Complete in-service company pre-incident plans on at least 2,000 commercial businesses.
- Target Metric: Completed or Not Completed; Completed over 2,000 in-service company pre-incident plans performed.

- Action: Continue to improve availability of water sources by increasing installation of additional fire hydrants.
- Performance Measure: Install additional fire hydrants in Monroe County Fire Rescue response areas.
- Target Metric: Completed or Not Completed; Not Completed, Bid issued, however, no bids received.

In Support of the 2020 BOCC Strategic Plan Emergency Services seeks to add the following services/programs/projects in FY25:

Emergency Services

1) Name of Project: Continue progress on new Fire Station 10, Sugarloaf Key by providing funding for construction.
a) Brief Description: Design for new fire station completed through Public Private Partnership (P3) project and funds for construction are required to complete the project.
b) Budget Enhancement Amount: $9.6 million for construction.
c) BOCC Strategic Priority this aligns with: Section 1. B. iv. Address Infrastructure concerns related to Climate Change and future storm resiliency.
d) Management Priority this aligns with: N/A
e) Department Goal: Improve infrastructure for the delivery of Fire/EMS services to the Sugarloaf community.

2) Name of Project: Complete Engineering Design Plan for Fire Station 18, Layton/Long Key.
a) Brief Description: Funding requested for completion of engineering design of replacement Fire Station 18, Layton/Long Key.
b) Budget Enhancement Amount: Requested $10,000,000 for engineering design.
c) BOCC Strategic Priority this aligns with: Section 1. B. iv. Address Infrastructure concerns related to Climate Change and future storm resiliency.
d) Management Priority this aligns with: N/A
e) Department Goal: Improve infrastructure for the delivery of Fire/EMS services to the Layton/Long Key community.

3) Name of Project: Continue progress on new Training Burn Simulator at the County Fire Training Academy.
a) Brief Description: Funding requested for completion of construction of Training Burn Simulator providing controlled environment for training firefighters in live fire operations.
b) Budget Enhancement Amount: Requested $935,000 for construction.
c) BOCC Strategic Priority this aligns with: Section 1. B. iv. Address Infrastructure concerns related to Climate Change and future storm resiliency.
d) Management Priority this aligns with: N/A
e) Department Goal: Improve infrastructure for training firefighters in the delivery of Fire/EMS services to the Florida Keys community.

4) Training Academy Metal Shed $80,000.

5) Name of Project: Installation of Fire Hydrants/Fire Wells Within Primary Response Zones.
a) Brief Description: Continue funding installation of fire hydrants and fire wells in areas that would benefit from improved water supply for firefighting operations. Dedicated water sources will support the ability to provide excellent fire protection services and enhance the ISO rating correlates to lower property owner insurance costs.
b) Budget Enhancement Amount: $150,000
c) BOCC Strategic Priority this aligns with: N/A
d) Management Priority this aligns with: Increased Efficiencies
e) Department goal: MCFR is committed to serving our community with the highest level of life and property protection to meet the needs of our residents and visitors in the Florida Keys. The installation of dedicated water sources to support firefighting operations will enhance the department’s ability to provide the highest level of firefighting services to the Florida Keys community.

Emergency Services

Budgetary Cost Summary	FY 2022 Actual	FY 2023 Actual	FY 2024 Adopted	FY 2024 Amended	FY 2025 Proposed	FY 2025 Change
Personnel Expenditures	18,811,577	21,029,715	20,385,083	20,385,083	23,534,103	15.4%
Operating Expenditures	7,885,506	9,255,109	10,601,364	10,601,364	10,878,811	2.6%
Capital Outlay Expenditures	477,584	317,253	856,010	856,010	714,878	(16.5)%
Total Budget	**27,174,667**	**30,602,078**	**31,842,457**	**31,842,457**	**35,127,792**	**10.3%**

Appropriations by Department	FY 2022 Actual	FY 2023 Actual	FY 2024 Adopted	FY 2024 Amended	FY 2025 Proposed	FY 2025 Change
Emergency Medical Air Transport	8,454,916	9,413,934	10,442,235	10,442,235	11,111,542	6%
Fire & Rescue Central	13,943,855	16,099,021	14,931,629	14,931,629	17,460,660	17%
Fire & Rescue Coordinator/Fire Academy	1,941,185	2,030,438	2,835,931	2,835,931	2,913,514	3%
Fire & Rescue Key West Airport	1,885,374	2,080,387	2,300,629	2,300,629	2,413,583	5%
Fire Marshal	917,147	888,637	1,092,294	1,092,294	996,003	(9)%
Impact Fees Fire & EMS	-	-	191,739	191,739	184,490	(4)%
LOSAP	32,190	89,660	48,000	48,000	48,000	-%
Total Budget	**27,174,667**	**30,602,078**	**31,842,457**	**31,842,457**	**35,127,792**	**10%**

Revenue Sources	FY 2022 Actual	FY 2023 Actual	FY 2024 Adopted	FY 2024 Amended	FY 2025 Proposed	FY 2025 Change
General Fund	638,085	620,905	1,057,372	1,057,372	745,981	(29.4)%
Fine & Forfeiture Fund	8,454,916	9,413,934	10,442,235	10,442,235	11,111,542	6.4%
Governmental Fund Type Grants	954,903	1,994,190	-	-	-	-%
Impact Fees Fund - Fire & EMS	-	-	191,739	191,739	184,490	(3.8)%
Fire & Ambulance, District #1 - Lower and Middle Keys	12,988,952	14,104,832	14,931,629	14,931,629	17,460,660	16.9%
Unincorporated Svc District - Planning, Building, and Zoning	2,220,247	2,298,171	2,865,853	2,865,853	3,163,536	10.4%
Miscellaneous Special Revenue Fund	-	-	5,000	5,000	-	(100.0)%
Key West International Airport	1,885,374	2,080,387	2,300,629	2,300,629	2,413,583	4.9%
Fire & EMS LOSAP Trust Fund	32,190	89,660	48,000	48,000	48,000	-%
Total Revenue	**27,174,667**	**30,602,078**	**31,842,457**	**31,842,457**	**35,127,792**	**10.3%**

Emergency Services

Position Summary by Department	FY 2022 Actual	FY 2023 Actual	FY 2024 Adopted	FY 2025 Proposed	FY 2025 Variance
Emergency Medical Air Transport	20.34	21.00	21.00	21.00	-
Fire & Rescue Central	99.66	99.00	99.00	123.00	24.00
Fire & Rescue Coordinator/Fire Academy	12.02	12.00	14.02	15.02	1.00
Fire Marshal	6.00	6.00	6.00	6.00	-
Fire & Rescue Key West Airport	14.00	14.00	14.00	14.00	-
Total Full-Time FTE	152.02	152.00	154.02	179.02	25.00
Total FTE	**152.02**	**152.00**	**154.02**	**179.02**	**25.00**

Emergency Medical Air Transport

Mission Statement

Emergency Services is committed to serving our community with the highest level of life and property protection to meet the needs of our residents and visitors in the Florida Keys.

Description and Services Provided

Through a partnership between Monroe County Emergency Services and Monroe County Sheriff's Office, provide a fully-staffed and operational air medical transport service in Monroe County for trauma scene response and medically necessary hospital-to-hospital transfers.

Budgetary Cost Summary	FY 2022 Actual	FY 2023 Actual	FY 2024 Adopted	FY 2024 Amended	FY 2025 Proposed	FY 2025 Change
Personnel Expenditures	2,926,783	3,038,029	3,322,538	3,322,538	3,475,840	4.6%
Operating Expenditures	5,513,154	6,319,808	6,950,734	6,950,734	7,477,429	7.6%
Capital Outlay Expenditures	14,979	56,096	168,963	168,963	158,273	(6.3)%
Total Budget	**8,454,916**	**9,413,934**	**10,442,235**	**10,442,235**	**11,111,542**	**6.4%**

Revenue Sources	FY 2022 Actual	FY 2023 Actual	FY 2024 Adopted	FY 2024 Amended	FY 2025 Proposed	FY 2025 Change
Fine & Forfeiture Fund	8,454,916	9,413,934	10,442,235	10,442,235	11,111,542	6.4%
Total Revenue	**8,454,916**	**9,413,934**	**10,442,235**	**10,442,235**	**11,111,542**	**6.4%**

Position Summary	FY 2022 Actual	FY 2023 Actual	FY 2024 Adopted	FY 2025 Proposed	FY 2025 Variance
Administrative Support	2.34	3.00	3.00	3.00	-
Officials & Administrators	-	1.00	2.00	2.00	-
Protective Service Workers	11.00	8.00	10.00	10.00	-
Service - Maintenance	-	9.00	-	-	-
Professionals	7.00	-	6.00	6.00	-
Total Full-Time FTE	20.34	21.00	21.00	21.00	-
Total FTE	**20.34**	**21.00**	**21.00**	**21.00**	**-**

Emergency Services

Fire & Rescue Central

Mission Statement

Emergency Services is committed to serving our community with the highest level of life and property protection to meet the needs of our residents and visitors in the Florida Keys.

Description and Services Provided

The Emergency Services Department plans for, responds to and mitigates the effects of most any emergency situation, including natural and man-made events. These responsibilities include:

- Fire suppression and Aircraft Emergency Response (ARFF);
- Advanced emergency medical response and transportation (air and ground);
- Fire prevention and safety education;
- Fire Investigation for Cause & Origin;
- Hurricane preparedness and response;
- Countywide firefighting and Emergency Medical Services (EMS) training.

Budgetary Cost Summary	FY 2022 Actual	FY 2023 Actual	FY 2024 Adopted	FY 2024 Amended	FY 2025 Proposed	FY 2025 Change
Personnel Expenditures	11,794,739	13,825,784	12,130,668	12,130,668	15,003,683	23.7%
Operating Expenditures	1,742,325	2,078,910	2,311,971	2,311,971	2,144,977	(7.2)%
Capital Outlay Expenditures	406,791	194,327	488,990	488,990	312,000	(36.2)%
Total Budget	**13,943,855**	**16,099,021**	**14,931,629**	**14,931,629**	**17,460,660**	**16.9%**

Revenue Sources	FY 2022 Actual	FY 2023 Actual	FY 2024 Adopted	FY 2024 Amended	FY 2025 Proposed	FY 2025 Change
Governmental Fund Type Grants	954,903	1,994,190	-	-	-	-%
Fire & Ambulance, District #1 - Lower and Middle Keys	12,988,952	14,104,832	14,931,629	14,931,629	17,460,660	16.9%
Total Revenue	**13,943,855**	**16,099,021**	**14,931,629**	**14,931,629**	**17,460,660**	**16.9%**

Position Summary	FY 2022 Actual	FY 2023 Actual	FY 2024 Adopted	FY 2025 Proposed	FY 2025 Variance
Administrative Support	0.66	-	-	-	-
Officials & Administrators	-	1.00	-	-	-
Protective Service Workers	99.00	53.00	99.00	123.00	24.00
Service - Maintenance	-	45.00	-	-	-
Total Full-Time FTE	99.66	99.00	99.00	123.00	24.00
Total FTE	**99.66**	**99.00**	**99.00**	**123.00**	**24.00**

Emergency Services

Fire & Rescue Coordinator/Fire Academy

Mission Statement

Emergency Services is committed to serving our community with the highest level of life and property protection to meet the needs of our residents and visitors in the Florida Keys.

Description and Services Provided

- Managerial Oversight
- Budgetary Control and Management
- Program Development
- Policy Development and Enforcement
- Development and Delivery of Training Programs
- Safety Program Compliance
- Supply and Equipment Purchasing, Delivery and Repairs
- Facilities and Apparatus Maintenance Coordination
- Provide in-house training and certification programs

Budgetary Cost Summary	FY 2022 Actual	FY 2023 Actual	FY 2024 Adopted	FY 2024 Amended	FY 2025 Proposed	FY 2025 Change
Personnel Expenditures	1,678,829	1,687,355	2,227,385	2,227,385	2,385,748	7.1%
Operating Expenditures	233,454	278,709	450,672	450,672	447,621	(0.7)%
Capital Outlay Expenditures	28,901	64,374	157,874	157,874	80,145	(49.2)%
Total Budget	**1,941,185**	**2,030,438**	**2,835,931**	**2,835,931**	**2,913,514**	**2.7%**

Revenue Sources	FY 2022 Actual	FY 2023 Actual	FY 2024 Adopted	FY 2024 Amended	FY 2025 Proposed	FY 2025 Change
General Fund	638,085	620,905	1,057,372	1,057,372	745,981	(29.4)%
Unincorporated Svc District - Planning, Building, and Zoning	1,303,100	1,409,533	1,773,559	1,773,559	2,167,533	22.2%
Miscellaneous Special Revenue Fund	-	-	5,000	5,000	-	(100.0)%
Total Revenue	**1,941,185**	**2,030,438**	**2,835,931**	**2,835,931**	**2,913,514**	**2.7%**

Position Summary	FY 2022 Actual	FY 2023 Actual	FY 2024 Adopted	FY 2025 Proposed	FY 2025 Variance
Administrative Support	5.00	5.00	5.00	6.02	1.02
Officials & Administrators	1.00	1.00	2.00	2.00	-
Protective Service Workers	4.00	2.00	5.00	5.00	-
Service - Maintenance	-	2.00	-	-	-
Skilled Craft Workers	2.00	2.00	2.00	2.00	-
Professionals	0.02	-	0.02	-	(0.02)
Total Full-Time FTE	12.02	12.00	14.02	15.02	1.00
Total FTE	**12.02**	**12.00**	**14.02**	**15.02**	**1.00**

Emergency Services

Fire Marshal

Mission Statement

Emergency Services is committed to serving our community with the highest level of life and property protection to meet the needs of our residents and visitors in the Florida Keys.

Description and Services Provided

- Fire and Life Safety Code Enforcement
- Site Plan Review
- Building Plan Review
- Fire Protection Systems Plan Review
- Certificate of Occupancy Inspections for Fire Code Compliance
- Community Education Programs and Outreach Events
- Fire Investigations for Cause & Origin

Budgetary Cost Summary	FY 2022 Actual	FY 2023 Actual	FY 2024 Adopted	FY 2024 Amended	FY 2025 Proposed	FY 2025 Change
Personnel Expenditures	778,548	757,111	878,270	878,270	761,063	(13.3)%
Operating Expenditures	132,711	130,328	199,787	199,787	176,426	(11.7)%
Capital Outlay Expenditures	5,888	1,199	14,237	14,237	58,514	311.0%
Total Budget	**917,147**	**888,637**	**1,092,294**	**1,092,294**	**996,003**	**(8.8)%**

Revenue Sources	FY 2022 Actual	FY 2023 Actual	FY 2024 Adopted	FY 2024 Amended	FY 2025 Proposed	FY 2025 Change
Unincorporated Svc District - Planning, Building, and Zoning	917,147	888,637	1,092,294	1,092,294	996,003	(8.8)%
Total Revenue	**917,147**	**888,637**	**1,092,294**	**1,092,294**	**996,003**	**(8.8)%**

Position Summary	FY 2022 Actual	FY 2023 Actual	FY 2024 Adopted	FY 2025 Proposed	FY 2025 Variance
Administrative Support	1.00	1.00	1.00	1.00	-
Protective Service Workers	5.00	4.00	5.00	5.00	-
Service - Maintenance	-	1.00	-	-	-
Total Full-Time FTE	6.00	6.00	6.00	6.00	-
Total FTE	**6.00**	**6.00**	**6.00**	**6.00**	**-**

Emergency Services

LOSAP

Mission Statement

Emergency Services is committed to serving our community with the highest level of life and property protection to meet the needs of our residents and visitors in the Florida Keys.

Description and Services Provided

LOSAP (Length of Service Award Plan) was implemented on June 21, 1999 by Ordinance 026-1999. LOSAP provides benefits to certain eligible firefighters and emergency medical services volunteers who have achieved at least 10 years of active service and have reached the age of 60.

Budgetary Cost Summary	FY 2022 Actual	FY 2023 Actual	FY 2024 Adopted	FY 2024 Amended	FY 2025 Proposed	FY 2025 Change
Operating Expenditures	32,190	89,660	48,000	48,000	48,000	-%
Total Budget	**32,190**	**89,660**	**48,000**	**48,000**	**48,000**	**-%**

Revenue Sources	FY 2022 Actual	FY 2023 Actual	FY 2024 Adopted	FY 2024 Amended	FY 2025 Proposed	FY 2025 Change
Fire & EMS LOSAP Trust Fund	32,190	89,660	48,000	48,000	48,000	-%
Total Revenue	**32,190**	**89,660**	**48,000**	**48,000**	**48,000**	**-%**

Emergency Services

Impact Fees Fire & EMS

Description and Services Provided

Impact fees are collected as an assessment on building permits issued for projects in unincorporated Monroe County and are used exclusively for the capital expansion of the county's fire infrastructure in a manner consistent with the capital improvements plan of the comprehensive plan, including the installation and retrofit of fire hydrants and wells. Chapter 126 of the Monroe County Code establishes the collection of impact fees. The disbursal of such funds require the approval of the Board of County Commissioners.

Budgetary Cost Summary	FY 2022 Actual	FY 2023 Actual	FY 2024 Adopted	FY 2024 Amended	FY 2025 Proposed	FY 2025 Change
Operating Expenditures	-	-	191,739	191,739	184,490	(3.8)%
Total Budget	**-**	**-**	**191,739**	**191,739**	**184,490**	**(3.8)%**

Revenue Sources	FY 2022 Actual	FY 2023 Actual	FY 2024 Adopted	FY 2024 Amended	FY 2025 Proposed	FY 2025 Change
Impact Fees Fund - Fire & EMS	-	-	191,739	191,739	184,490	(3.8)%
Total Revenue	**-**	**-**	**191,739**	**191,739**	**184,490**	**(3.8)%**

Emergency Services

Fire & Rescue Key West Airport

Mission Statement

Emergency Services is committed to serving our community with the highest level of life and property protection to meet the needs of our residents and visitors in the Florida Keys.

Description and Services Provided

- Emergency Response to Aircraft Emergencies
- EMS Support at the Airport
- Respond to all Unknown Hazardous Incidents Connected to the Airport

Budgetary Cost Summary	FY 2022 Actual	FY 2023 Actual	FY 2024 Adopted	FY 2024 Amended	FY 2025 Proposed	FY 2025 Change
Personnel Expenditures	1,632,679	1,721,435	1,826,222	1,826,222	1,907,769	4.5%
Operating Expenditures	231,671	357,695	448,461	448,461	399,868	(10.8)%
Capital Outlay Expenditures	21,025	1,257	25,946	25,946	105,946	308.3%
Total Budget	**1,885,374**	**2,080,387**	**2,300,629**	**2,300,629**	**2,413,583**	**4.9%**

Revenue Sources	FY 2022 Actual	FY 2023 Actual	FY 2024 Adopted	FY 2024 Amended	FY 2025 Proposed	FY 2025 Change
Key West International Airport	1,885,374	2,080,387	2,300,629	2,300,629	2,413,583	4.9%
Total Revenue	**1,885,374**	**2,080,387**	**2,300,629**	**2,300,629**	**2,413,583**	**4.9%**

Position Summary	FY 2022 Actual	FY 2023 Actual	FY 2024 Adopted	FY 2025 Proposed	FY 2025 Variance
Protective Service Workers	13.00	4.00	13.00	13.00	-
Service - Maintenance	-	9.00	-	-	-
Skilled Craft Workers	1.00	1.00	1.00	1.00	-
Total Full-Time FTE	14.00	14.00	14.00	14.00	-
Total FTE	**14.00**	**14.00**	**14.00**	**14.00**	**-**

FY25 Proposed Budget

Budget & Finance

Budget & Finance

Proposed FY25:

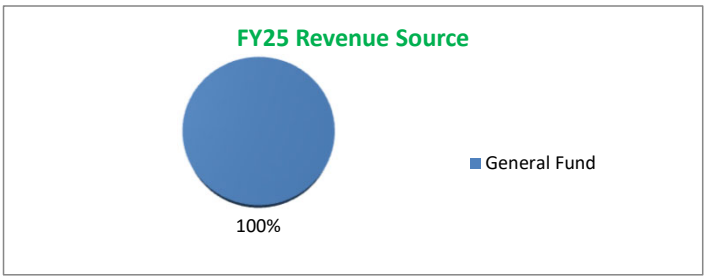

FY25 Revenue Source

General Fund	$1,959,730
	$1,959,730

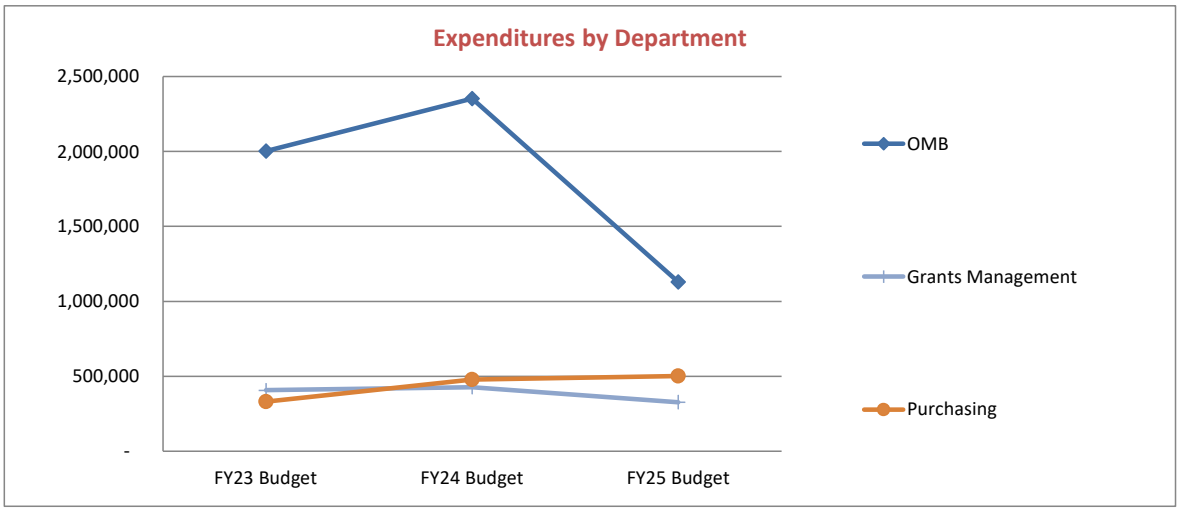

Expenditures by Department

	Adopted FY23 Budget	Adopted FY24 Budget	Proposed FY25 Budget	FY25 Change
Grants Management	407,456	426,930	327,833	-23.2%
OMB	2,003,226	2,353,834	1,129,874	-52.0%
Purchasing	332,094	478,966	502,023	4.8%
Total	2,742,776	3,259,730	1,959,730	-39.9%

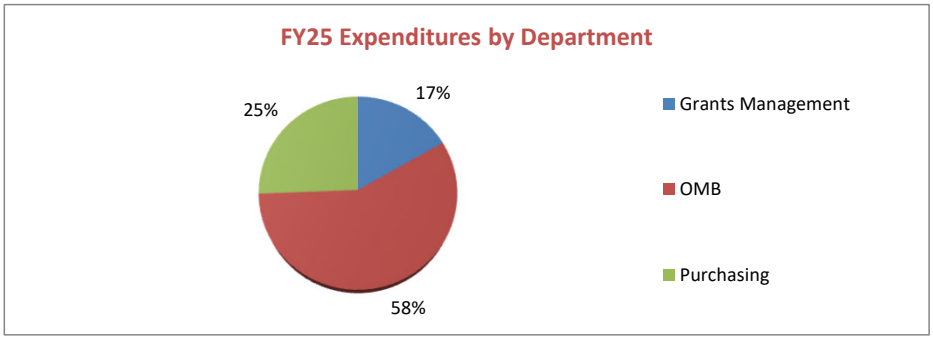

Budget & Finance

Budgetary Cost Summary

	Adopted FY23 Budget	Adopted FY24 Budget	Proposed FY25 Budget	FY25 % of Total	FY25 Change
Personnel Expenditures	1,548,552	1,422,755	1,547,692	79.0%	8.8%
Operating Expenditures	1,191,724	1,834,475	409,538	20.9%	-77.7%
Capital Outlay Expenditures	2,500	2,500	2,500	0.1%	0.0%
Total	2,742,776	3,259,730	1,959,730	100%	-39.9%

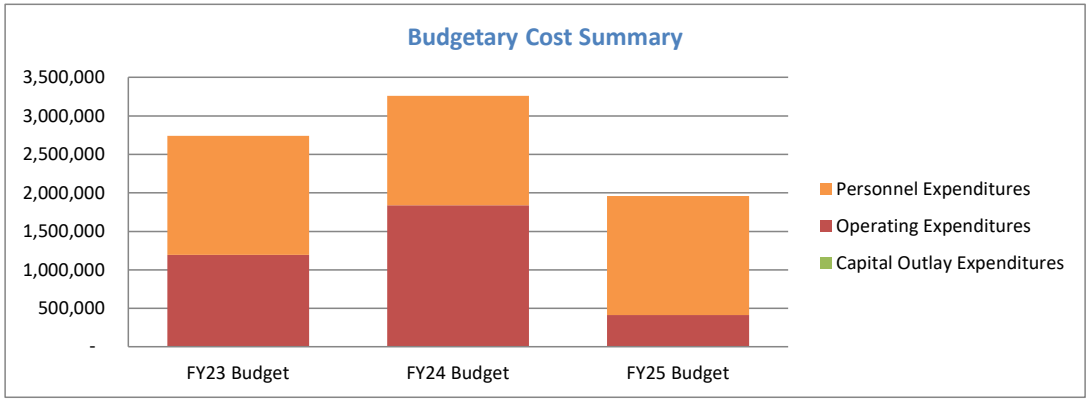

	Adopted FY23 Budget	Adopted FY24 Budget	Proposed FY25 Budget	FY25 Change
FTE History	11.00	10.00	9.00	(1.00)

FY23 Change	No change
FY24 Change	Eliminated: -1 FTE: Grants Coordinator reallocated from Budget & Finance to Sustainability
FY25 Proposed Changes	1 FTE Eliminated: Grants Coordinator

Budget & Finance

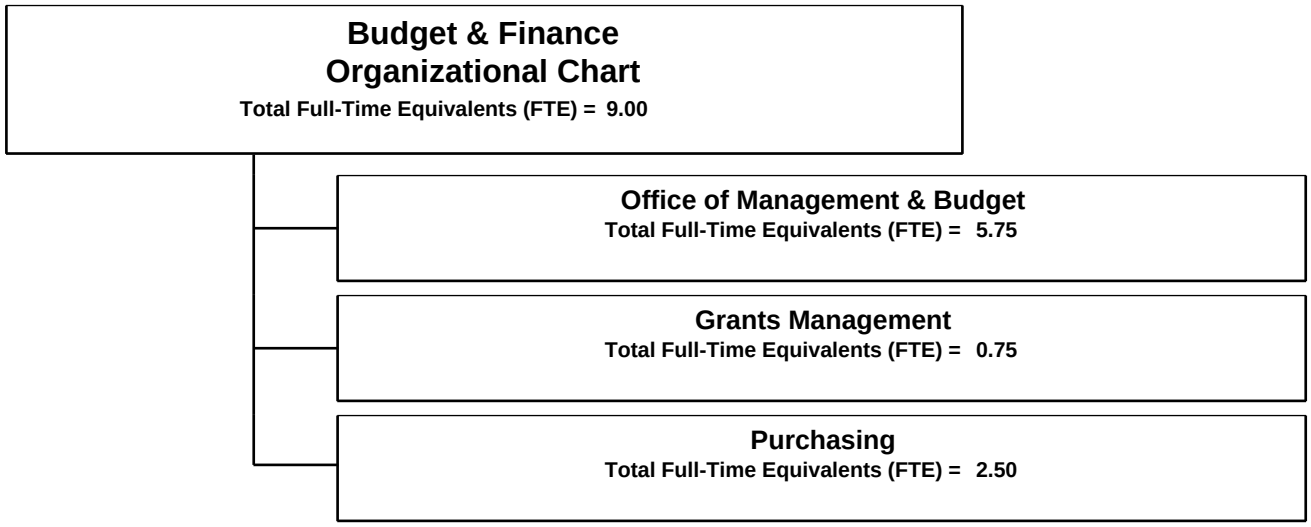

Budget & Finance

Mission Statement

The mission of the Budget and Finance Department is to provide effective development and implementation of Monroe County's budget; promote efficient, sound financial management; ensure governmental procurement regulations are followed countywide; facilitate financially responsible grant funding; and maintain the highest standards of ethics, integrity, and prudent expenditure of public funds .

Services Provided

The Budget and Finance Department encompasses the following areas and responsibilities:

• Office of Management and Budget
- Collaborate and consult with Monroe County departments to develop the annual operating and capital budgets
- Publish, administer and monitor all Monroe County budgets
- Provide financial analysis, multi-year forecasting, and financial reporting

• Grants Management
- Oversee County funding of nonprofit organizations
- Provide grant administrative assistance to Monroe County departments
- Pursue financially-responsible funding opportunities that promote the economic well-being of the County

• Purchasing
- Provide high quality, best value purchasing and procurement activities to maximize the purchasing power of public funds and promote fair and open competition
- Ensure governmental procurement regulations are followed countywide
- Provide procurement support in a timely and professional manner to all County departments

Strategic Goals

Monroe County BOCC Strategic Plan Areas of Concern and Priority related Actions:

> Action: The Department of Budget and Finance will maximize revenue generated through ad valorem taxes, non-ad Valorem assessments, sales tax, State and Federal grants, fees for services, and other sources to address all 'Areas of Concern and Priority' that require funding

• Quality of Life: Services to All- Services to Special Needs Populations highlighting Mental Health, Seniors, Drug Dependency/Opioid Crisis, Homelessness, Children/Teens in crisis

- Action: The Department of Budget and Finance will facilitate grant funding focused on quality of life, medical services, and core services

- Performance Measure: Develop a summary compilation of the Annual Performance Reports submitted by non-profit Human Services Organization that are funded by the County.
- Target Metric: Completed or Not Completed

• Environment: Restoration- Irma Recovery

- Action: The Department of Budget and Finance will analyze projections, actual expenses, insurance proceeds, and FEMA reimbursements to ensure funding is available to repair and replace County assets that were damaged by Hurricane Irma
- Performance Measure: FEMA reimbursements
- Target Metric: Percent of Hurricane Irma expenses reimbursed

Department Goals, Actions, and Measures:

Goal: Increase efficiencies and reduce costs by instituting a paperless purchasing and procurement process by the end of FY 2025.

Action: Conduct the selection process for the new online procurement platform for small purchase procurement and bid solicitations

Target Measure: Platform is selected

Goal: Increase efficiencies and reduce costs by evaluating existing mail and courier services to current needs by the end of FY 2025.

Action: Determine the existing need for courier services

Target Measure: RFP courier services are advertised for bids

Budget & Finance

Goal: Increase efficiencies and reduce costs by improving the disaster procurement process by the end of FY 2025.

Action: Research new resources from the Workday and Web EOC platforms

Target Measure: Make recommendations for a new process

Goal: Increase efficiencies and reduce costs by establishing a self-service solution for constituents to obtain public records by the end of FY 2025.

Action: Research self-service platforms

Target Measure: Proposal on a self-service solution for public records

Goal: Increase efficiencies and reduce costs by creating a decentralized budget process by the end of FY 2025.

Action: Work with GovMax to reclassify data based on the new budget structure in Workday

Target Measure: GovMax is updated

Action: Train key staff throughout the County on how to maximize the use of GovMax

Target Measure: Complete GovMax training for identified key county staff

Action: Provide training on how to better manage department budgets

Target Measure: Provide budget management training to identified departments

Budgetary Cost Summary	FY 2022 Actual	FY 2023 Actual	FY 2024 Adopted	FY 2024 Amended	FY 2025 Proposed	FY 2025 Change
Personnel Expenditures	1,028,576	1,255,051	1,422,755	1,422,755	1,547,692	8.8%
Operating Expenditures	292,271	8,785,750	1,834,475	1,834,475	409,538	(77.7)%
Capital Outlay Expenditures	185,600	514,435	2,500	2,500	2,500	-%
Total Budget	**1,506,447**	**10,555,237**	**3,259,730**	**3,259,730**	**1,959,730**	**(39.9)%**

Appropriations by Department	FY 2022 Actual	FY 2023 Actual	FY 2024 Adopted	FY 2024 Amended	FY 2025 Proposed	FY 2025 Change
Grants Management	135,649	140,253	426,930	426,930	327,833	(23)%
Office of Management & Budget	997,175	9,894,992	2,353,834	2,353,834	1,129,874	(52)%
Purchasing	373,623	519,991	478,966	478,966	502,023	5%
Total Budget	**1,506,447**	**10,555,237**	**3,259,730**	**3,259,730**	**1,959,730**	**(40)%**

Budget & Finance

Revenue Sources	FY 2022 Actual	FY 2023 Actual	FY 2024 Adopted	FY 2024 Amended	FY 2025 Proposed	FY 2025 Change
General Fund	1,149,297	1,427,384	3,259,730	3,259,730	1,959,730	(39.9)%
Governmental Fund Type Grants	357,150	9,127,853	-	-	-	-%
Total Revenue	**1,506,447**	**10,555,237**	**3,259,730**	**3,259,730**	**1,959,730**	**(39.9)%**

Position Summary by Department	FY 2022 Actual	FY 2023 Actual	FY 2024 Adopted	FY 2025 Proposed	FY 2025 Variance
Office of Management & Budget	6.30	6.30	5.75	5.75	-
Grants Management	3.20	3.20	1.75	0.75	(1.00)
Purchasing	1.50	1.50	2.50	2.50	-
Total Full-Time FTE	11.00	11.00	10.00	9.00	(1.00)
Total FTE	**11.00**	**11.00**	**10.00**	**9.00**	**(1.00)**

Budget & Finance

Office of Management & Budget

Mission Statement

The mission of Budget & Finance is to provide support to all county departments with regard to budget, grant, and purchasing needs in accordance with policies determined by the Board of County Commissioners and Florida statutes.

Description and Services Provided

The Monroe County Office of Management and Budget (OMB)is a high-performance office with a true commitment to public service. Our staff shares a focus on community values and the rising expectations of our customers.

We realize the need for increased accountability and are dedicated to operational excellence.

Budgetary Cost Summary	FY 2022 Actual	FY 2023 Actual	FY 2024 Adopted	FY 2024 Amended	FY 2025 Proposed	FY 2025 Change
Personnel Expenditures	613,721	729,498	856,428	856,428	1,057,405	23.5%
Operating Expenditures	197,855	8,652,618	1,497,406	1,497,406	72,469	(95.2)%
Capital Outlay Expenditures	185,600	512,876	-	-	-	-%
Total Budget	**997,175**	**9,894,992**	**2,353,834**	**2,353,834**	**1,129,874**	**(52.0)%**

Revenue Sources	FY 2022 Actual	FY 2023 Actual	FY 2024 Adopted	FY 2024 Amended	FY 2025 Proposed	FY 2025 Change
General Fund	640,025	767,139	2,353,834	2,353,834	1,129,874	(52.0)%
Governmental Fund Type Grants	357,150	9,127,853	-	-	-	-%
Total Revenue	**997,175**	**9,894,992**	**2,353,834**	**2,353,834**	**1,129,874**	**(52.0)%**

Position Summary	FY 2022 Actual	FY 2023 Actual	FY 2024 Adopted	FY 2025 Proposed	FY 2025 Variance
Administrative Support	1.00	1.00	1.00	1.00	-
Officials & Administrators	2.30	2.30	2.25	2.25	-
Professionals	3.00	3.00	2.50	2.50	-
Total Full-Time FTE	6.30	6.30	5.75	5.75	-
Total FTE	**6.30**	**6.30**	**5.75**	**5.75**	**-**

Budget & Finance

Grants Management

Mission Statement

The mission of the Grants Administration Department is to monitor grant applications and implementation, to oversee county funding of nonprofit organizations, and to apply for and administer certain pass-through grants.

Description and Services Provided

The Grants Department provides oversight of all contracts related to grant awards distributed or received by the County; to include:

Direct County funding of nonprofits
Facilitation of HSAB meetings and funding of nonprofits
Facilitation of SAPAB meetings and application, implementation and monitoring of FDLE funding

The Grants Department also provides grant administrative assistance to County departments and human service organizations, pursues funding opportunities and writes grant proposals, and ensures a coordinated response to hurricane recovery grant assistance through FEMA and the state.

Budgetary Cost Summary	FY 2022 Actual	FY 2023 Actual	FY 2024 Adopted	FY 2024 Amended	FY 2025 Proposed	FY 2025 Change
Personnel Expenditures	131,814	116,270	221,830	221,830	122,733	(44.7)%
Operating Expenditures	3,835	23,984	202,600	202,600	202,600	-%
Capital Outlay Expenditures	-	-	2,500	2,500	2,500	-%
Total Budget	**135,649**	**140,253**	**426,930**	**426,930**	**327,833**	**(23.2)%**

Revenue Sources	FY 2022 Actual	FY 2023 Actual	FY 2024 Adopted	FY 2024 Amended	FY 2025 Proposed	FY 2025 Change
General Fund	135,649	140,253	426,930	426,930	327,833	(23.2)%
Total Revenue	**135,649**	**140,253**	**426,930**	**426,930**	**327,833**	**(23.2)%**

Position Summary	FY 2022 Actual	FY 2023 Actual	FY 2024 Adopted	FY 2025 Proposed	FY 2025 Variance
Officials & Administrators	2.20	2.20	1.25	0.25	(1.00)
Professionals	1.00	1.00	0.50	0.50	-
Total Full-Time FTE	3.20	3.20	1.75	0.75	(1.00)
Total FTE	**3.20**	**3.20**	**1.75**	**0.75**	**(1.00)**

Budget & Finance

Purchasing

Mission Statement

The mission of the Purchasing Office is to provide quality purchasing and contracting support to all county departments in a timely, cost-effective, and professional manner.

Description and Services Provided

Responsibilities

The Purchasing Office is a service-oriented agency for the operating departments of Monroe County's government.

It is the responsibility of the Purchasing Office to ensure that all procurement activities are conducted in compliance with policies, applicable laws, and regulations in a manner that supports the best interests of the County.

Budgetary Cost Summary	FY 2022 Actual	FY 2023 Actual	FY 2024 Adopted	FY 2024 Amended	FY 2025 Proposed	FY 2025 Change
Personnel Expenditures	283,042	409,283	344,497	344,497	367,554	6.7%
Operating Expenditures	90,581	109,149	134,469	134,469	134,469	-%
Capital Outlay Expenditures	-	1,559	-	-	-	-%
Total Budget	**373,623**	**519,991**	**478,966**	**478,966**	**502,023**	**4.8%**

Revenue Sources	FY 2022 Actual	FY 2023 Actual	FY 2024 Adopted	FY 2024 Amended	FY 2025 Proposed	FY 2025 Change
General Fund	373,623	519,991	478,966	478,966	502,023	4.8%
Total Revenue	**373,623**	**519,991**	**478,966**	**478,966**	**502,023**	**4.8%**

Position Summary	FY 2022 Actual	FY 2023 Actual	FY 2024 Adopted	FY 2025 Proposed	FY 2025 Variance
Officials & Administrators	0.50	0.50	1.50	1.50	-
Professionals	1.00	1.00	1.00	1.00	-
Total Full-Time FTE	1.50	1.50	2.50	2.50	-
Total FTE	**1.50**	**1.50**	**2.50**	**2.50**	**-**

FY25 Proposed Budget

Information Technology

Information Technology

Proposed FY25:

FY25 Revenue Source

General Fund	$3,803,672
	$3,803,672

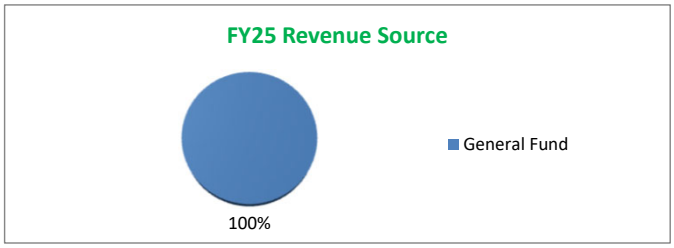

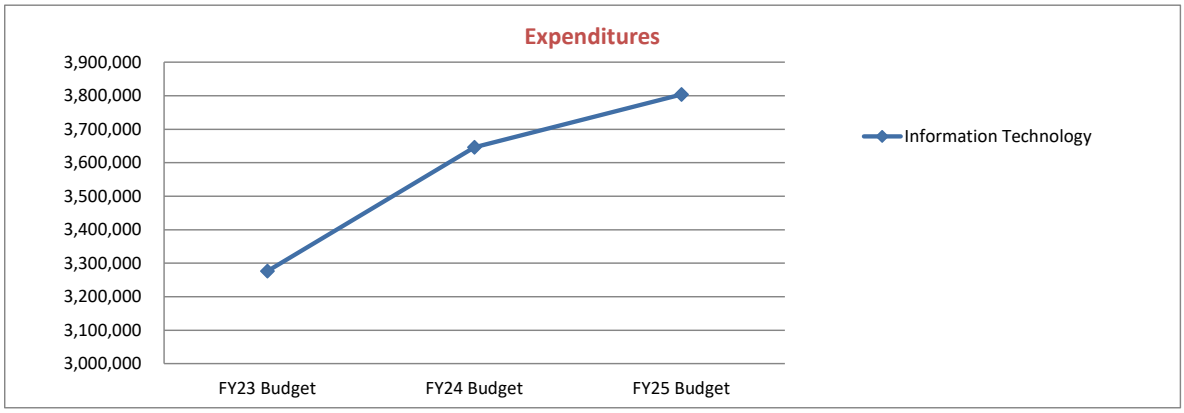

Expenditures by Department

Information Technology
Total

Adopted FY23 Budget	Adopted FY24 Budget	Proposed FY25 Budget	FY25 Change
3,276,447	3,646,023	3,803,672	4.3%
3,276,447	3,646,023	3,803,672	4.3%

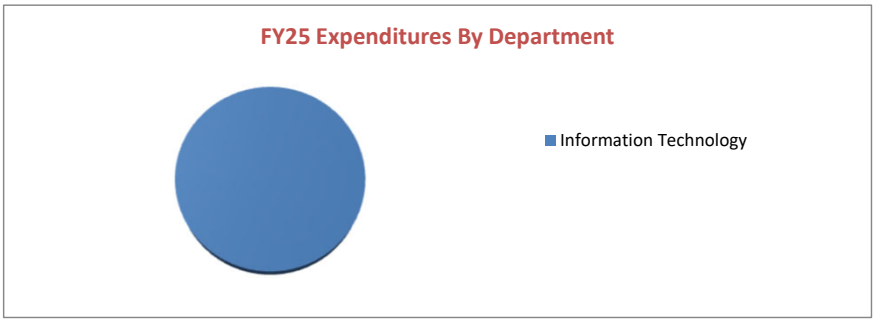

Information Technology

Budgetary Cost Summary

	Adopted FY23 Budget	Adopted FY24 Budget	Proposed FY25 Budget	FY25 % of Total	FY25 Change
Personnel Expenditures	1,812,798	1,811,684	2,062,390	54.2%	13.8%
Operating Expenditures	1,197,688	1,377,489	1,361,282	35.8%	-1.2%
Capital Outlay Expenditures	265,961	456,850	380,000	10.0%	-16.8%
Total	3,276,447	3,646,023	3,803,672	100%	4.3%

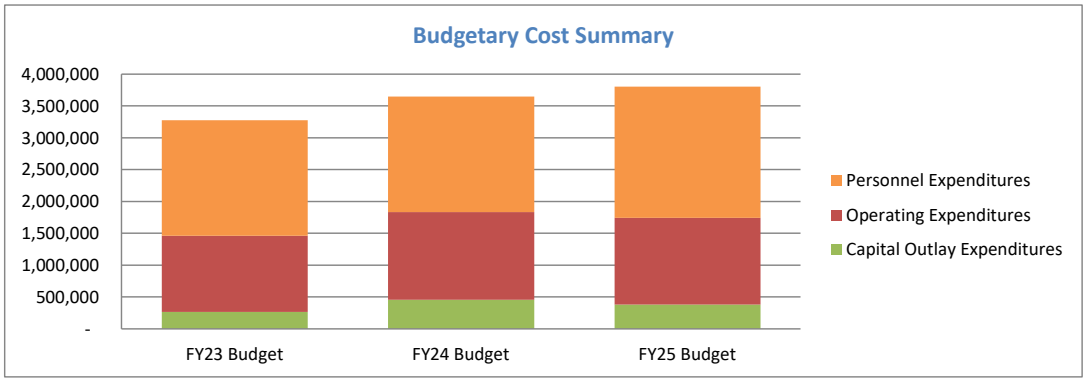

	Adopted FY23 Budget	Adopted FY24 Budget	Proposed FY25 Budget	FY25 Change
FTE History	14.00	13.00	13.00	-

FY23 Change	
FY24 Change	Eliminated: -1 FTE: System Security Admin reallocated from IT to Emp Svs
FY25 Proposed Changes	No change

Information Technology



Information Technology

Mission Statement

Monroe County Information Technology (IT) provides efficient, reliable and cost-effective technology, data network, telephone and video services to County Employees, Constitutional Offices as well as other governmental offices, and in some instances, the public.

Services Provided

Services offered by the Monroe County IT department include:

- End user computing support from the Service Desk (e.g. desktops/laptops, monitors, phones, software, printers, etc.)
- Technical support services for IT infrastructure (e.g. data center, networks, telecommunications, hardware, etc.)
- IT applications support (e.g. enterprise software, business systems, web/integration)
- IT services (IT project management, IT procurement)
- TV broadcast and audio-visual needs through Monroe County Television (MCTV)

Strategic Goals

Monroe County BOCC Strategic Plan Areas of Concern and Priority related Actions:

- Quality of Life: Viability- Address Infrastructure concerns related to Climate Change and future storm resiliency

- Action: Information Technology will provide technical guidance and search for innovative alternatives to improve Monroe County's technical infrastructure for future storm resiliency
- Performance Measure: Analyze, architect and implement communication improvements at the current EOC – making sure to incorporate newly viable technical innovations.
- Target Metric: Completed

- Action: Information Technology will develop and confirm design planning for Monroe County's planned EOC Operations Center
- Performance Measure: Provide IT expertise on design for new EOC
- Target Metric: Completed

Department Goals, Actions and Measures:

- Goal: Assist other departments in researching, identifying and implementing automation opportunities

- Action: Assist the Planning Department in identifying and implementing an appropriate Electronic Plan Review application
- Performance Measure: Provide IT expertise on selection and implementation of new process system
- Target Metric: Completed

- Goal: Improve Monroe County's technology security standards and tools

- Action: Replace our existing enterprise firewalls with more capable alternatives
- Performance Measure: Replace enterprise firewalls
- Target Metric: Completed

- Goal: Maintain, optimize and improve Monroe County's technical infrastructure

- Action: Replace the 2 backup servers with modern equivalent hardware
- Performance Measure: Replace identified backup servers
- Target Metric: Completed

- Action: Research, select and implement technology which would support a disaster recovery approach for critical server functionality (such as Community Plus)
- Performance Measure: Implement disaster recovery capability for Community Plus
- Target Metric: Completed

- Action: Replace aging and obsolete broadcast equipment in the Marathon BOCC chamber and broadcast booth
- Performance Measure: Replace aging and obsolete Marathon BOCC broadcast equipment
- Target Metric: Completed

Information Technology

Budgetary Cost Summary	FY 2022 Actual	FY 2023 Actual	FY 2024 Adopted	FY 2024 Amended	FY 2025 Proposed	FY 2025 Change
Personnel Expenditures	1,547,968	1,715,634	1,811,684	1,811,684	2,062,390	13.8%
Operating Expenditures	1,258,365	1,354,345	1,377,489	1,377,489	1,361,282	(1.2)%
Capital Outlay Expenditures	94,551	95,824	456,850	456,850	380,000	(16.8)%
Total Budget	**2,900,883**	**3,165,803**	**3,646,023**	**3,646,023**	**3,803,672**	**4.3%**

Appropriations by Department	FY 2022 Actual	FY 2023 Actual	FY 2024 Adopted	FY 2024 Amended	FY 2025 Proposed	FY 2025 Change
Information Technology	2,900,883	3,165,803	3,646,023	3,646,023	3,803,672	4%
Total Budget	**2,900,883**	**3,165,803**	**3,646,023**	**3,646,023**	**3,803,672**	**4%**

Revenue Sources	FY 2022 Actual	FY 2023 Actual	FY 2024 Adopted	FY 2024 Amended	FY 2025 Proposed	FY 2025 Change
General Fund	2,900,883	3,165,803	3,646,023	3,646,023	3,803,672	4.3%
Total Revenue	**2,900,883**	**3,165,803**	**3,646,023**	**3,646,023**	**3,803,672**	**4.3%**

Position Summary by Department	FY 2022 Actual	FY 2023 Actual	FY 2024 Adopted	FY 2025 Proposed	FY 2025 Variance
Information Technology	14.00	14.00	13.00	13.00	-
Total Full-Time FTE	14.00	14.00	13.00	13.00	-
Total FTE	**14.00**	**14.00**	**13.00**	**13.00**	**-**

Information Technology

Information Technology

Description and Services Provided

The Information Technology Department is responsible for the installation, support and maintenance of the County's technology infrastructure including: all applications, technology infrastructure, desktop/laptop computers, printers, multifunctional devices, telephones and mobile devices. The Department supports approximately 90 applications and more than 80 Windows based servers serving more than 40 locations throughout the Keys. IT also maintains and archives the emails of all users and provides network/internet access for approximately 1,100 users - including the Property Appraiser, Monroe County Sherriff, the 16th Judicial Circuit Court and the Clerk of Courts. The IT Department operates the Monroe County Television Cable Channel (MCTV), which broadcasts local government programming throughout the Florida Keys. MCTV also provides a digital stream of the broadcast on the County's website and maintains a video on demand archive of all meetings that have been aired.

Budgetary Cost Summary	FY 2022 Actual	FY 2023 Actual	FY 2024 Adopted	FY 2024 Amended	FY 2025 Proposed	FY 2025 Change
Personnel Expenditures	1,547,968	1,715,634	1,811,684	1,811,684	2,062,390	13.8%
Operating Expenditures	1,258,365	1,354,345	1,377,489	1,377,489	1,361,282	(1.2)%
Capital Outlay Expenditures	94,551	95,824	456,850	456,850	380,000	(16.8)%
Total Budget	**2,900,883**	**3,165,803**	**3,646,023**	**3,646,023**	**3,803,672**	**4.3%**

Revenue Sources	FY 2022 Actual	FY 2023 Actual	FY 2024 Adopted	FY 2024 Amended	FY 2025 Proposed	FY 2025 Change
General Fund	2,900,883	3,165,803	3,646,023	3,646,023	3,803,672	4.3%
Total Revenue	**2,900,883**	**3,165,803**	**3,646,023**	**3,646,023**	**3,803,672**	**4.3%**

Position Summary	FY 2022 Actual	FY 2023 Actual	FY 2024 Adopted	FY 2025 Proposed	FY 2025 Variance
Administrative Support	1.00	1.00	1.00	1.00	-
Officials & Administrators	3.00	3.00	2.00	2.00	-
Technicians	1.00	1.00	1.00	1.00	-
Professionals	9.00	9.00	9.00	9.00	-
Total Full-Time FTE	14.00	14.00	13.00	13.00	-
Total FTE	**14.00**	**14.00**	**13.00**	**13.00**	**-**

FY25 Proposed Budget

County Attorney

County Attorney

Proposed FY25:

FY25 Revenue Source

General Fund	$2,359,695
Non Ad Valorem Funds	
MSTD - Plng/Bldg/Code/Fire Mar	$1,206,969
Building Fund	$50,607
Risk Mgmt Fund	$11,351,579
	$14,968,850

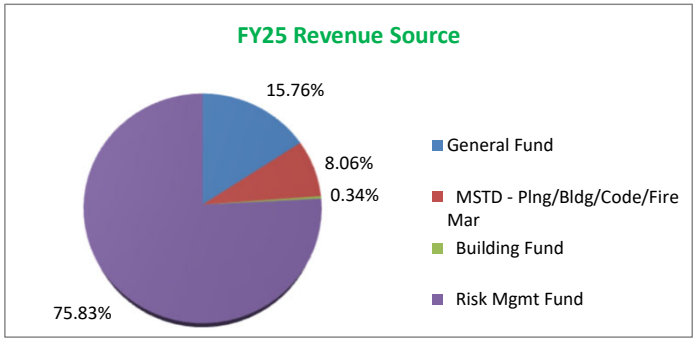

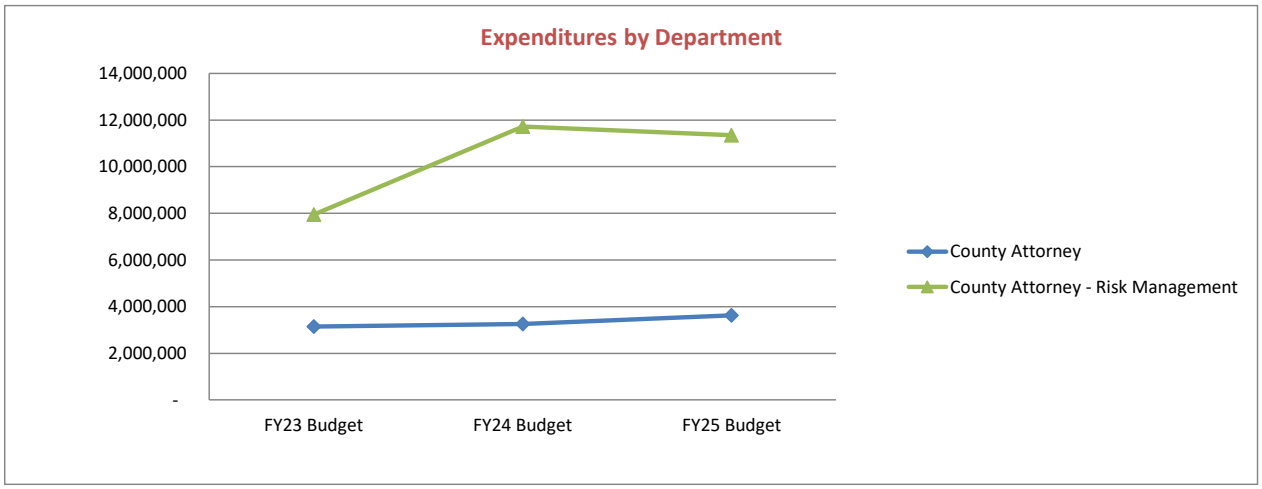

Expenditures by Department

	Adopted FY23 Budget	Adopted FY24 Budget	Proposed FY25 Budget	FY25 Change
County Attorney	3,137,728	3,248,841	3,617,271	11.3%
County Attorney - Risk Management	7,939,128	11,715,395	11,351,579	-3.1%
Total	11,076,856	14,964,236	14,968,850	0.0%

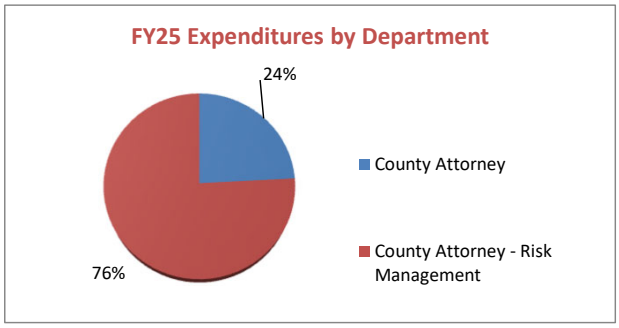

County Attorney

Budgetary Cost Summary

	Adopted FY23 Budget	Adopted FY24 Budget	Proposed FY25 Budget	FY25 % of Total	FY25 Change
Personnel Expenditures	2,474,881	2,571,042	2,973,492	19.9%	15.7%
Operating Expenditures	8,591,975	12,303,209	11,918,523	79.6%	-3.1%
Capital Outlay Expenditures	10,000	89,985	76,835	0.5%	-14.6%
Total	11,076,856	14,964,236	14,968,850	100%	0.0%

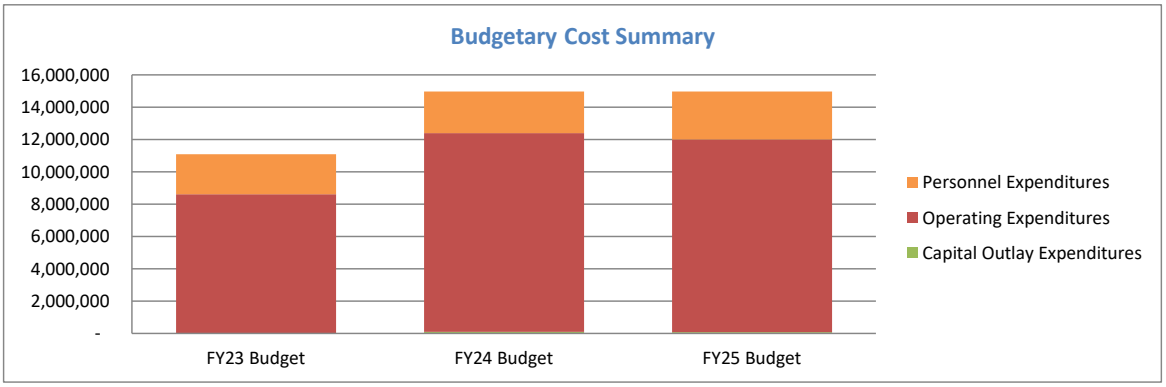

		Adopted FY23 Budget	Adopted FY24 Budget	Proposed FY25 Budget	FY25 Change
FTE History		14.60	14.55	14.55	-
FY23 Change	No change				
FY24 Change	Eliminated: As a result of FTE splits/reallocations				
FY25 Proposed Changes	No change				

County Attorney

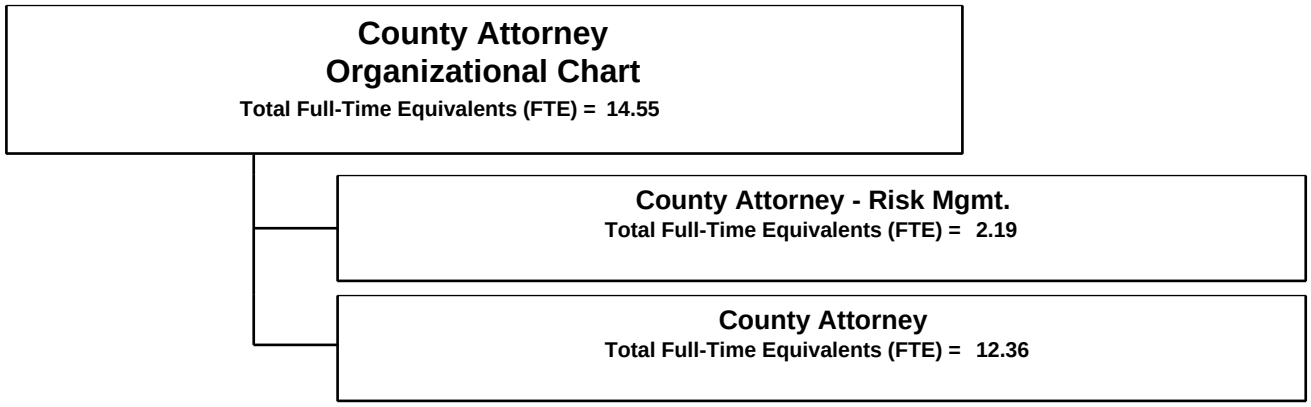

County Attorney

Mission Statement

The mission of the County Attorney's Office is to provide high quality legal services to the Board of County Commissioners, Monroe County's Constitutional Officers, and the County Administration in a timely, efficient, and cost-effective manner.

Services Provided

The County Attorney is the legal advisor to the Board of County Commissioners, the County Administrator, County Departments, and all County regulatory and advisory boards in all matters relating to their official County duties. With its staff of highly trained and experienced attorneys and skilled support staff, the County Attorney's Office is committed to providing legal services in a professional manner, while upholding the highest standard of ethics.

The overarching goal is to ensure that County receives effective legal counsel in all matters and is in compliance with all applicable laws, regulations, and obligations. The office is tasked with providing competent, cost-effective, responsive legal services to the County Commission and staff while ensuring transparency in County government.

Each staff attorney is assigned to represent at least one County department as primary counsel. The attorney is tasked with ensuring the legality of all contracts and programs within their assigned departments.

The County Attorney and his Assistant County Attorneys:
- Approve all contracts, bonds, and written instruments for legal sufficiency
- Draft and review ordinances and resolutions
- Prosecute and defend all lawsuits brought by and against the county
- Render legal opinions upon request to the Board of County Commissioners, the County's five Constitutional Officers, the County Administrator and staff, and County Advisory Boards
- Represent the County at administrative hearings
- Represent the County Canvassing Board during federal, state, and county-wide elections

Administrative Staff:
- Review all BOCC approved agenda items for submission to the Clerk
- Research and provide prompt responses to public records requests
- Serve as the County's Records Management Liaison Officer for the County

F.S. 125.01(1)(b), MCC Sections 2-175 et seq.

Budgetary Cost Summary	FY 2022 Actual	FY 2023 Actual	FY 2024 Adopted	FY 2024 Amended	FY 2025 Proposed	FY 2025 Change
Personnel Expenditures	2,075,857	2,332,028	2,571,042	2,571,042	2,973,492	15.7%
Operating Expenditures	6,347,977	5,764,147	12,303,209	12,303,209	11,918,523	(3.1)%
Capital Outlay Expenditures	15,657	881,868	89,985	89,985	76,835	(14.6)%
Total Budget	**8,439,491**	**8,978,044**	**14,964,236**	**14,964,236**	**14,968,850**	**-%**

Appropriations by Department	FY 2022 Actual	FY 2023 Actual	FY 2024 Adopted	FY 2024 Amended	FY 2025 Proposed	FY 2025 Change
County Attorney	2,386,466	3,597,891	3,248,841	3,248,841	3,617,271	11%
County Attorney - Risk Mgmt.	6,053,026	5,380,153	11,715,395	11,715,395	11,351,579	(3)%
Total Budget	**8,439,491**	**8,978,044**	**14,964,236**	**14,964,236**	**14,968,850**	**-%**

County Attorney

Revenue Sources	FY 2022 Actual	FY 2023 Actual	FY 2024 Adopted	FY 2024 Amended	FY 2025 Proposed	FY 2025 Change
General Fund	1,444,744	2,513,397	2,076,495	2,076,495	2,359,695	13.6%
Unincorporated Svc District - Planning, Building, and Zoning	898,515	1,042,021	1,126,368	1,126,368	1,206,969	7.2%
Miscellaneous Special Revenue Fund	4,900	100	-	-	-	-%
Building Fund	38,307	42,374	45,978	45,978	50,607	10.1%
Risk Management Fund	6,053,026	5,380,153	11,715,395	11,715,395	11,351,579	(3.1)%
Total Revenue	**8,439,491**	**8,978,044**	**14,964,236**	**14,964,236**	**14,968,850**	**-%**

Position Summary by Department	FY 2022 Actual	FY 2023 Actual	FY 2024 Adopted	FY 2025 Proposed	FY 2025 Variance
County Attorney - Risk Mgmt.	2.23	2.19	2.19	2.19	-
County Attorney	12.37	12.41	12.36	12.36	-
Total Full-Time FTE	14.60	14.60	14.55	14.55	-
Total FTE	**14.60**	**14.60**	**14.55**	**14.55**	**-**

County Attorney

County Attorney - Risk Mgmt.

Mission Statement

Risk Management creates and implements decisions that will avoid hazardous risks to citizens and employees and strives to minimize the adverse effects of any accidental losses of the County.

Description and Services Provided

Responsible for all claims including investigation, settlement, payments and litigation.

- Ensures all county property is properly insured.
- Reviews all contracts providing the required insurance guidelines.
- Monitors insurance coverage for ongoing contracts.
- Advises of insurance requirements for use of county property.
- Manages Risk Management program fund under MCC Sections 2-323 et seq.

Major Variances

The County Attorney's Office is submitting a flat operating budget subject to an increase of $150,000.00 to the personnel cost.
Risk Management's budget incorporates an overall decrease of $785,145 partially due to the completion of the county building appraisals, but moreover due to new options in the marketplace that allowed for lower premiums of the County's insurance policies.

Budgetary Cost Summary	FY 2022 Actual	FY 2023 Actual	FY 2024 Adopted	FY 2024 Amended	FY 2025 Proposed	FY 2025 Change
Personnel Expenditures	320,150	359,733	368,023	368,023	392,061	6.5%
Operating Expenditures	5,730,122	5,012,017	11,340,872	11,340,872	10,959,518	(3.4)%
Capital Outlay Expenditures	2,754	8,403	6,500	6,500	-	(100.0)%
Total Budget	**6,053,026**	**5,380,153**	**11,715,395**	**11,715,395**	**11,351,579**	**(3.1)%**

Revenue Sources	FY 2022 Actual	FY 2023 Actual	FY 2024 Adopted	FY 2024 Amended	FY 2025 Proposed	FY 2025 Change
Risk Management Fund	6,053,026	5,380,153	11,715,395	11,715,395	11,351,579	(3.1)%
Total Revenue	**6,053,026**	**5,380,153**	**11,715,395**	**11,715,395**	**11,351,579**	**(3.1)%**

Position Summary	FY 2022 Actual	FY 2023 Actual	FY 2024 Adopted	FY 2025 Proposed	FY 2025 Variance
Administrative Support	0.78	1.74	1.74	1.74	-
Officials & Administrators	1.35	0.35	0.35	0.35	-
Professionals	0.10	0.10	0.10	0.10	-
Total Full-Time FTE	2.23	2.19	2.19	2.19	-
Total FTE	**2.23**	**2.19**	**2.19**	**2.19**	**-**

County Attorney

County Attorney

Mission Statement

The mission of the County Attorney's Office is to provide high quality legal services to the Board of County Commissioners, Monroe County's Constitutional Officers, and the County Administration in a timely, efficient, and cost-effective manner.

Description and Services Provided

The County Attorney is the legal advisor to the Board of County Commissioners, the County Administrator, County Departments, and all County regulatory and advisory boards in all matters relating to their official County duties. With its staff of highly trained and experienced attorneys and skilled support staff, the County Attorney's Office is committed to providing legal services in a professional manner, while upholding the highest standard of ethics.

The overarching goal is to ensure that County receives effective legal counsel in all matters and is in compliance with all applicable laws, regulations, and obligations. The office is tasked with providing competent, cost-effective, responsive legal services to the County Commission and staff while ensuring transparency in County government.

Each staff attorney is assigned to represent at least one County department as primary counsel. The attorney is tasked with ensuring the legality of all contracts and programs within their assigned departments.

The County Attorney and his Assistant County Attorneys:
- Approve all contracts, bonds, and written instruments for legal sufficiency
- Draft and review ordinances and resolutions
- Prosecute and defend all lawsuits brought by and against the county
- Render legal opinions upon request to the Board of County Commissioners, the County's five Constitutional Officers, the County Administrator and staff, and County Advisory Boards
- Represent the County at administrative hearings
- Represent the County Canvassing Board during federal, state, and county-wide elections

Administrative Staff:
- Review all BOCC approved agenda items for submission to the Clerk
- Research and provide prompt responses to public records requests
- Serve as the County's Records Management Liaison Officer for the County

F.S. 125.01(1)(b), MCC Sections 2-175 et seq.

Major Variances

The County Attorney's Office is submitting a flat operating budget for the County Attorney's cost centers. Any line item increases are supported by decreases in others.

Budgetary Cost Summary	FY 2022 Actual	FY 2023 Actual	FY 2024 Adopted	FY 2024 Amended	FY 2025 Proposed	FY 2025 Change
Personnel Expenditures	1,755,708	1,972,295	2,203,019	2,203,019	2,581,431	17.2%
Operating Expenditures	617,854	752,131	962,337	962,337	959,005	(0.3)%
Capital Outlay Expenditures	12,903	873,465	83,485	83,485	76,835	(8.0)%
Total Budget	**2,386,466**	**3,597,891**	**3,248,841**	**3,248,841**	**3,617,271**	**11.3%**

Revenue Sources	FY 2022 Actual	FY 2023 Actual	FY 2024 Adopted	FY 2024 Amended	FY 2025 Proposed	FY 2025 Change
General Fund	1,444,744	2,513,397	2,076,495	2,076,495	2,359,695	13.6%
Unincorporated Svc District - Planning, Building, and Zoning	898,515	1,042,021	1,126,368	1,126,368	1,206,969	7.2%
Miscellaneous Special Revenue Fund	4,900	100	-	-	-	-%
Building Fund	38,307	42,374	45,978	45,978	50,607	10.1%
Total Revenue	**2,386,466**	**3,597,891**	**3,248,841**	**3,248,841**	**3,617,271**	**11.3%**

County Attorney

Position Summary	FY 2022 Actual	FY 2023 Actual	FY 2024 Adopted	FY 2025 Proposed	FY 2025 Variance
Administrative Support	4.22	4.26	4.26	3.26	(1.00)
Officials & Administrators	7.35	7.35	7.30	8.30	1.00
Professionals	0.80	0.80	0.80	0.80	-
Total Full-Time FTE	12.37	12.41	12.36	12.36	-
Total FTE	**12.37**	**12.41**	**12.36**	**12.36**	**-**

FY25 Proposed Budget

Social Services

Social Services

Proposed FY25:

FY25 Revenue Source

General Fund	$4,201,581
Non Ad Valorem Funds	
Misc Special Revenue: Bayshore Donations	$1,557
	$4,203,138

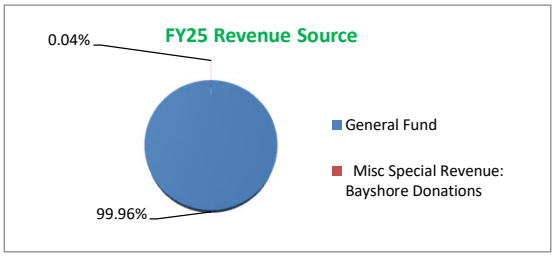

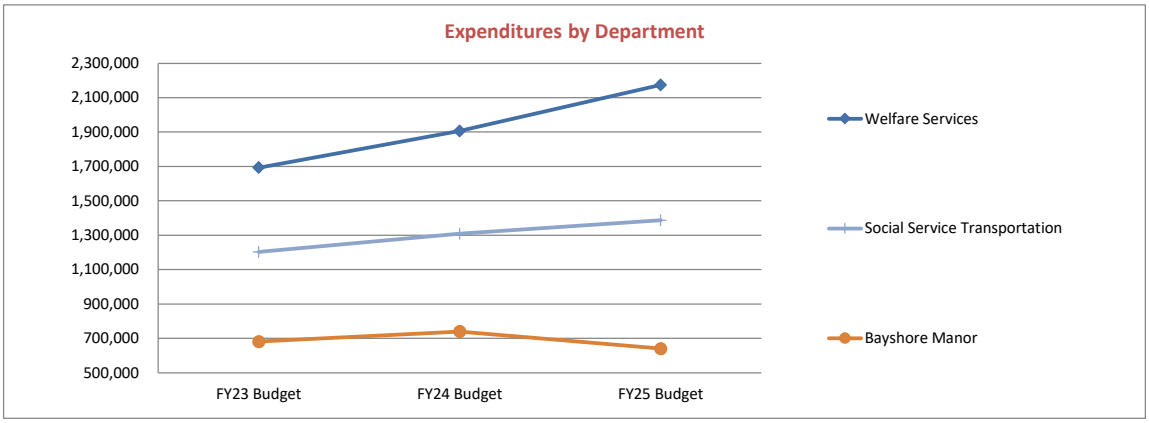

Expenditures by Department

	Adopted FY23 Budget	Adopted FY24 Budget	Proposed FY25 Budget	FY25 Change
Bayshore Manor	682,596	741,497	641,195	-13.5%
Social Service Transportation	1,203,246	1,308,785	1,388,004	6.1%
Welfare Services	1,693,859	1,905,917	2,173,939	14.1%
Total	3,579,701	3,956,199	4,203,138	6.2%

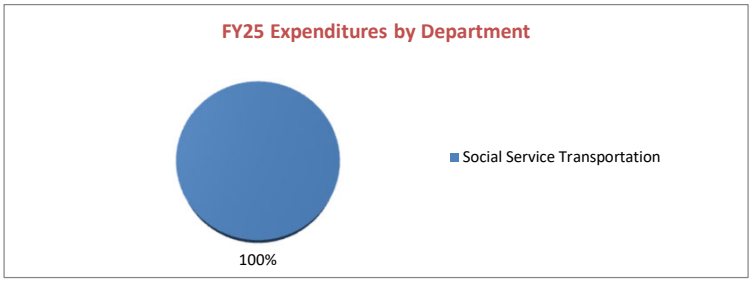

Social Services

Budgetary Cost Summary

	Adopted FY23 Budget	Adopted FY24 Budget	Proposed FY25 Budget	FY25 % of Total	FY25 Change
Personnel Expenditures	1,444,489	1,495,279	1,668,105	39.7%	11.6%
Operating Expenditures	2,135,212	2,460,920	2,535,033	60.3%	3.0%
Capital Outlay Expenditures	-	-		0.0%	0.0%
Total	3,579,701	3,956,199	4,203,138	100%	6.2%

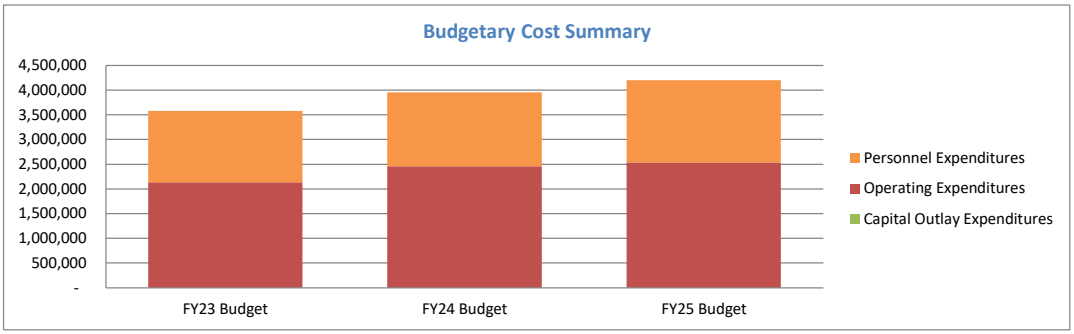

		Adopted FY23 Budget	Adopted FY24 Budget	Proposed FY25 Budget	FY25 Change
FTE History		14.59	14.59	14.59	-
FY23 Change	Elimated: - 10.20 FTE: Bayshore Manor Employees + 1.90 FTE: Bayshore Manor FTE's kept and moved to SS Operating - 0.06 FTE: As a result of splits/reallocations				
FY24 Changes	No changes				
FY25 Proposed Changes	No change				

Social Services

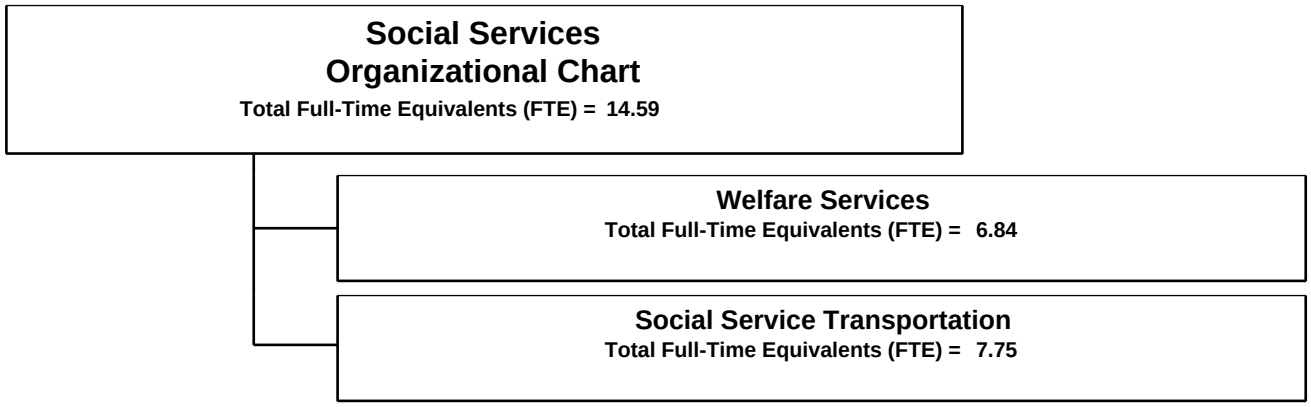

Social Services

Mission Statement

The Social Services Department provides a holistic approach to case management, interim financial assistance, medical assistance, and other life-sustaining supportive assistance, to eligible individuals and families in need of services throughout Monroe County.

Services Provided

Assistive Device Loaner Program: Loan equipment to families and individuals who could not otherwise afford item(s): wheelchairs, walkers, hospital beds, electric wheelchairs/scooters, shower chairs, bedside commodes, etc. Need-based, not eligibility-based.

Bayshore Manor Assisted Living Facility: 16-bedroom facility supporting elderly citizens in maintaining independence and avoiding nursing home placement by providing safe, competent, and caring residential services 24/7/365 in an assisted living setting. Adult daytime respite services are also provided Monday through Friday from 8AM to 5 PM for up to 10 guests per day.

Consumable Supplies: Provide consumable supplies to eligible individuals who could not otherwise afford them: adult diapers, bed pads, wipes, gloves, nutritional drinks, etc.
Energy Assistance: Low Income Home Energy Assistance Program (LIHEAP)
Health Care Responsibility Act (HCRA) Program: Eligibility Determination for HCRA
In-Home Services: Homemaking, Personal Care, Chore, Companionship for Elderly, Shopping Assistance, In-Home Respite, Facility-Based Respite, Group and Individual Caregiver Training

Legislatively Mandated Medicaid Reimbursement for Hospitals & Nursing Homes

Legislatively Mandated Indigent/Pauper Cremations and Burials: Cover final cremation or burial expenses for individuals who are deemed eligible as Indigent/Pauper

Medical Assistance: Pay for Medical or Dental Procedures in Emergency Situations

Monroe County Transit (MCT): Transportation provides the elderly, disabled and transportation disadvantaged a means of remaining independent by assisting citizens with para-transit (door-to-door) service

Nutrition Services: Congregate Meals, Home-Delivered Meals

Prescription Medication Assistance: Cover cost of prescription medication or over-the-counter medications as prescribed by a physician for eligible individuals who either have no insurance, inadequate insurance, or cannot afford the co-payment.

Strategic Goals

Monroe County BOCC Strategic Plan Areas of Concern and Priority related Actions:

• Quality of Life: Viability- Enhanced Public Transportation

- Action: Social Services will increase MCT's ridership across all areas of Monroe County, with a focus on increasing ridership in and around the Middle Keys, by a minimum of ten (10) new registered riders.
- Performance Measure: Increased ridership for MCT
- Target Metric: 10 new riders

• Quality of Life: Services to All- Services to Special Needs Populations highlighting Mental Health, Seniors, Drug Dependency/Opioid Crisis, Homelessness, Children/Teens in crisis

- Action: Social Services will maintain 100% occupancy at Bayshore Manor for at least two (2) quarters.
- Performance Measure: Maintain full of occupancy at Bayshore Manor at least half the year
- Target Metric: 6 of 12 months

- Action: Social Services will ensure processing times for all Health Care Responsibility Act applications (HCRAs) that exceeds the state requirement in 100% of cases
- Performance Measure: Exceed the state required processing time for HCRA applications in all cases
- Target Metric: 100%

Department Goals, Actions and Measures:

• Goal: Add more fresh meals into our rotation of frozen meals at the Key West Meal Site; thus increasing the freshly prepared meal offerings from one (1) fresh meal per week to three (3).

- Performance Measure: Increase the number of fresh meals served at the Key West Meal site

Social Services

- Target Metric: 200%
- Action: Hire a contractor or contractors who will be able to prepare high quality, fresh meals at an affordable price for our Key West Meal Site.
- Performance Measure: Hire contractor who will meet the needs of our Key West Meal site
- Target Metric: Completed or Not Completed

• Goal: Re-open the newly renovated Marathon Social Services office at 63rd Street that has been closed since Hurricane Irma.

- Action: Relocate staff member to the Marathon Social Services Office. Train staff member on expectations, community, program requirements, eligibility, etc.
- Performance Measure: Staff relocation and training for Marathon Social Services Office
- Target Metric: Completed or Not Completed

- Action: Ensure that the successful food donation program from the Upper Keys Social Services office is initiated to even a minimal extent in the Marathon Social Services Office.
- Performance Measure: Food Donation program established at Marathon Social Services Office
- Target Metric: Completed or Not Completed

- Action: Begin to serve citizens immediately in the Marathon Social Services Office, producing at a minimum LIHEAP, Welfare Rent, Welfare RX, and In-Home Services cases.
- Performance Measure: Marathon Social Services Office operational and providing services to the community
- Target Metric: Completed or Not Completed

Budgetary Cost Summary	FY 2022 Actual	FY 2023 Actual	FY 2024 Adopted	FY 2024 Amended	FY 2025 Proposed	FY 2025 Change
Personnel Expenditures	2,407,030	2,450,900	1,495,279	1,495,279	1,668,105	11.6%
Operating Expenditures	2,726,243	2,905,837	2,460,920	2,460,920	2,535,033	3.0%
Capital Outlay Expenditures	1,382	-	-	-	-	-%
Total Budget	**5,134,655**	**5,356,737**	**3,956,199**	**3,956,199**	**4,203,138**	**6.2%**

Appropriations by Department	FY 2022 Actual	FY 2023 Actual	FY 2024 Adopted	FY 2024 Amended	FY 2025 Proposed	FY 2025 Change
Bayshore Manor	1,023,162	659,987	741,497	741,497	641,195	(14)%
Social Service Transportation	1,175,776	1,181,069	1,308,785	1,308,785	1,388,004	6%
Welfare Services	2,935,717	3,515,682	1,905,917	1,905,917	2,173,939	14%
Total Budget	**5,134,655**	**5,356,737**	**3,956,199**	**3,956,199**	**4,203,138**	**6%**

Revenue Sources	FY 2022 Actual	FY 2023 Actual	FY 2024 Adopted	FY 2024 Amended	FY 2025 Proposed	FY 2025 Change
General Fund	3,816,879	3,703,114	3,954,642	3,954,642	4,201,581	6.2%
Governmental Fund Type Grants	1,317,776	1,653,623	-	-	-	-%
Miscellaneous Special Revenue Fund	-	-	1,557	1,557	1,557	-%
Total Revenue	**5,134,655**	**5,356,737**	**3,956,199**	**3,956,199**	**4,203,138**	**6.2%**

Social Services

Position Summary by Department	FY 2022 Actual	FY 2023 Actual	FY 2024 Adopted	FY 2025 Proposed	FY 2025 Variance
Welfare Services	5.05	5.84	5.84	6.84	1.00
Social Service Transportation	7.70	7.75	7.75	7.75	-
Bayshore Manor	10.20	1.00	1.00	-	(1.00)
Total Full-Time FTE	22.95	14.59	14.59	14.59	-
Total FTE	**22.95**	**14.59**	**14.59**	**14.59**	**-**

Social Services

Welfare Services

Description and Services Provided

Assistive Device Loaner Program: Loan equipment to families and individuals who could not otherwise afford item(s): wheelchairs, walkers, hospital beds, electric wheelchairs/scooters, shower chairs, bedside commodes, etc. Need-based, not eligibility-based.

Bayshore Manor Assisted Living Facility: 16-bedroom facility supporting elderly citizens in maintaining independence and avoiding nursing home placement by providing safe, competent, and caring residential services 24/7/365 in an assisted living setting. Adult daytime respite services are also provided Monday through Friday from 8AM to 5 PM for up to 10 guests per day.

Consumable Supplies: Provide consumable supplies to eligible individuals who could not otherwise afford them: adult diapers, bed pads, wipes, gloves, nutritional drinks, etc.
Energy Assistance: Low Income Home Energy Assistance Program (LIHEAP)
Health Care Responsibility Act (HCRA) Program: Eligibility Determination for HCRA
In-Home Services: Homemaking, Personal Care, Chore, Companionship for Elderly, Shopping Assistance, In-Home Respite, Facility-Based Respite, Group and Individual Caregiver Training

Legislatively Mandated Medicaid Reimbursement for Hospitals & Nursing Homes

Legislatively Mandated Indigent/Pauper Cremations and Burials: Cover final cremation or burial expenses for individuals who are deemed eligible as Indigent/Pauper

Medical Assistance: Pay for Medical or Dental Procedures in Emergency Situations

Nutrition Services: Congregate Meals, Home-Delivered Meals

Prescription Medication Assistance: Cover cost of prescription medication or over-the-counter medications as prescribed by a physician for eligible individuals who either have no insurance, inadequate insurance, or cannot afford the co-payment.

Budgetary Cost Summary	FY 2022 Actual	FY 2023 Actual	FY 2024 Adopted	FY 2024 Amended	FY 2025 Proposed	FY 2025 Change
Personnel Expenditures	1,430,887	1,746,435	712,377	712,377	901,178	26.5%
Operating Expenditures	1,504,830	1,769,247	1,193,540	1,193,540	1,272,761	6.6%
Total Budget	**2,935,717**	**3,515,682**	**1,905,917**	**1,905,917**	**2,173,939**	**14.1%**

Revenue Sources	FY 2022 Actual	FY 2023 Actual	FY 2024 Adopted	FY 2024 Amended	FY 2025 Proposed	FY 2025 Change
General Fund	1,617,941	1,862,058	1,904,360	1,904,360	2,172,382	14.1%
Governmental Fund Type Grants	1,317,776	1,653,623	-	-	-	-%
Miscellaneous Special Revenue Fund	-	-	1,557	1,557	1,557	-%
Total Revenue	**2,935,717**	**3,515,682**	**1,905,917**	**1,905,917**	**2,173,939**	**14.1%**

Position Summary	FY 2022 Actual	FY 2023 Actual	FY 2024 Adopted	FY 2025 Proposed	FY 2025 Variance
Administrative Support	1.30	1.60	1.60	1.60	-
Officials & Administrators	1.75	1.90	1.90	1.90	-
Service Maintenance	-	0.40	0.40	0.40	-
Professionals	2.00	1.94	1.94	2.94	1.00
Total Full-Time FTE	5.05	5.84	5.84	6.84	1.00
Total FTE	**5.05**	**5.84**	**5.84**	**6.84**	**1.00**

Social Services

Social Service Transportation

Description and Services Provided

Monroe County Transit (MCT): Transportation provides the elderly, disabled and transportation disadvantaged a means of remaining independent by assisting citizens with para-transit (door-to-door) service

Budgetary Cost Summary	FY 2022 Actual	FY 2023 Actual	FY 2024 Adopted	FY 2024 Amended	FY 2025 Proposed	FY 2025 Change
Personnel Expenditures	602,270	687,141	695,618	695,618	766,927	10.3%
Operating Expenditures	572,124	493,928	613,167	613,167	621,077	1.3%
Capital Outlay Expenditures	1,382	-	-	-	-	-%
Total Budget	**1,175,776**	**1,181,069**	**1,308,785**	**1,308,785**	**1,388,004**	**6.1%**

Revenue Sources	FY 2022 Actual	FY 2023 Actual	FY 2024 Adopted	FY 2024 Amended	FY 2025 Proposed	FY 2025 Change
General Fund	1,175,776	1,181,069	1,308,785	1,308,785	1,388,004	6.1%
Total Revenue	**1,175,776**	**1,181,069**	**1,308,785**	**1,308,785**	**1,388,004**	**6.1%**

Position Summary	FY 2022 Actual	FY 2023 Actual	FY 2024 Adopted	FY 2025 Proposed	FY 2025 Variance
Administrative Support	2.00	2.00	2.00	2.00	-
Officials & Administrators	0.70	0.75	0.75	0.75	-
Technicians	5.00	5.00	5.00	5.00	-
Total Full-Time FTE	7.70	7.75	7.75	7.75	-
Total FTE	**7.70**	**7.75**	**7.75**	**7.75**	**-**

Social Services

Bayshore Manor

Mission Statement

Description and Services Provided

Bayshore Manor Assisted Living Facility: 16-bedroom facility supporting elderly citizens in maintaining independence and avoiding nursing home placement by providing safe, competent, and caring residential services 24/7/365 in an assisted living setting. Adult daytime respite services are also provided Monday through Friday from 8AM to 5 PM for up to 10 guests per day.

Budgetary Cost Summary	FY 2022 Actual	FY 2023 Actual	FY 2024 Adopted	FY 2024 Amended	FY 2025 Proposed	FY 2025 Change
Personnel Expenditures	373,873	17,324	87,284	87,284	-	(100.0)%
Operating Expenditures	649,289	642,663	654,213	654,213	641,195	(2.0)%
Total Budget	**1,023,162**	**659,987**	**741,497**	**741,497**	**641,195**	**(13.5)%**

Revenue Sources	FY 2022 Actual	FY 2023 Actual	FY 2024 Adopted	FY 2024 Amended	FY 2025 Proposed	FY 2025 Change
General Fund	1,023,162	659,987	741,497	741,497	641,195	(13.5)%
Total Revenue	**1,023,162**	**659,987**	**741,497**	**741,497**	**641,195**	**(13.5)%**

Position Summary	FY 2022 Actual	FY 2023 Actual	FY 2024 Adopted	FY 2025 Proposed	FY 2025 Variance
Administrative Support	1.00	-	-	-	-
Officials & Administrators	0.20	-	-	-	-
Skilled Craft Workers	1.00	-	-	-	-
Service Maintenance	2.00	-	-	-	-
Professionals	6.00	1.00	1.00	-	(1.00)
Total Full-Time FTE	10.20	1.00	1.00	-	(1.00)
Total FTE	**10.20**	**1.00**	**1.00**	**-**	**(1.00)**

FY25 Proposed Budget

Library Services

Library Services

Proposed FY25:

FY25 Revenue Source

General Fund	$6,486,622
Non Ad Valorem	
Misc Special Revenue	$30,000
Capital Funds	
Impact Fees	
	$6,516,622

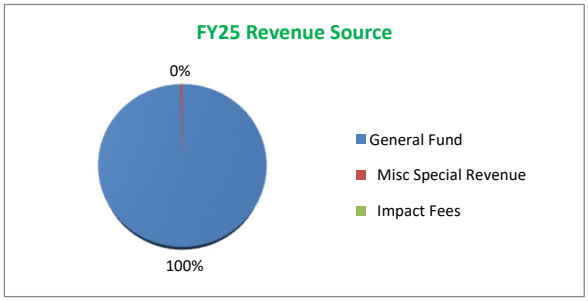

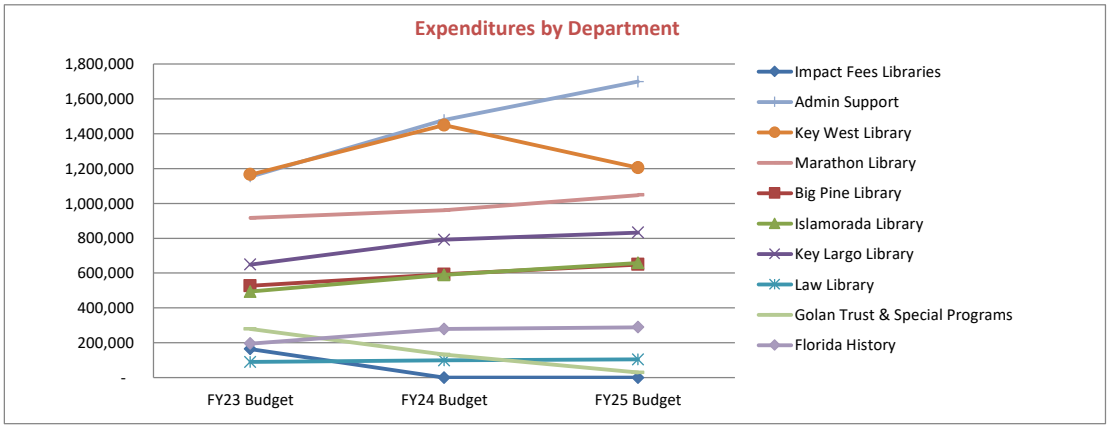

Expenditures by Department

	Adopted FY23 Budget	Adopted FY24 Budget	Proposed FY25 Budget	FY25 Change
Impact Fees Libraries	164,512	-	-	#DIV/0!
Admin Support	1,154,191	1,478,850	1,698,416	14.8%
Key West Library	1,165,663	1,449,200	1,204,364	-16.9%
Marathon Library	917,023	959,751	1,048,085	9.2%
Big Pine Library	527,218	592,723	649,233	9.5%
Islamorada Library	494,696	589,173	658,924	11.8%
Key Largo Library	649,104	792,120	832,868	5.1%
Law Library	90,719	99,042	104,992	6.0%
Golan Trust & Special Programs	280,000	131,864	30,000	-77.2%
Florida History	195,655	279,377	289,740	3.7%
Total	5,443,126	6,372,100	6,516,622	2.3%

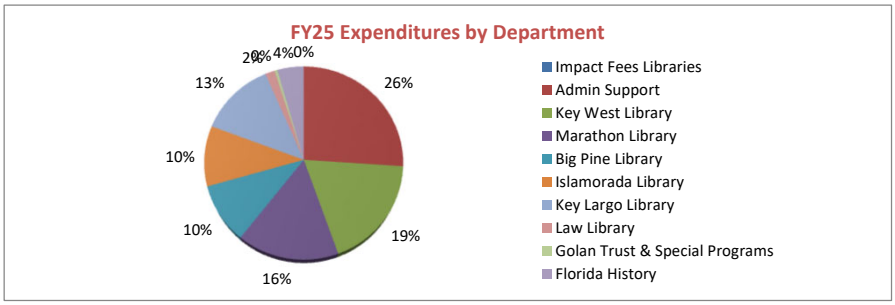

Library Services

Budgetary Cost Summary	Adopted FY23 Budget	Adopted FY24 Budget	Proposed FY25 Budget	FY25 % of Total	FY25 Change
Personnel Expenditures	3,885,650	4,156,350	4,375,707	67.1%	5.3%
Operating Expenditures	1,174,545	1,317,975	1,291,565	19.8%	-2.0%
Capital Outlay Expenditures	638,050	944,158	849,350	13.0%	-10.0%
Total	5,698,245	6,418,483	6,516,622	100%	1.5%

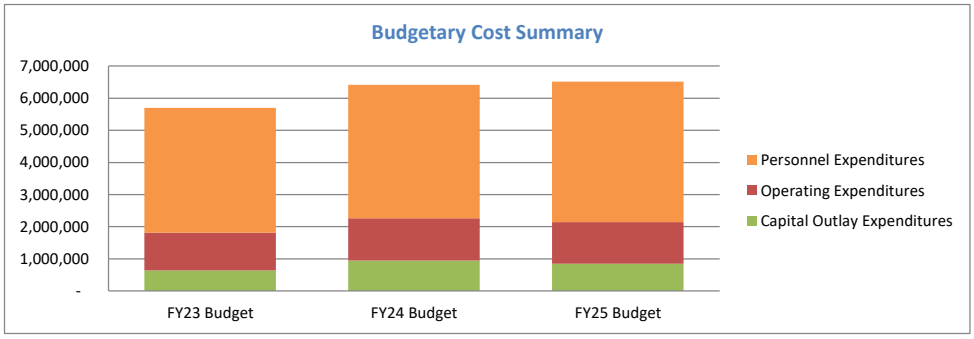

		Adopted FY23 Budget	Adopted FY24 Budget	Proposed FY25 Budget	FY25 Change
FTE History		45.25	45.25	45.25	-
FY23 Change	+ 0.03 FTE: As a result of splits/reallocations + 0.06 FTE: As a result of splits/reallocations + 1 FTE: Library Assistant 4.20.22 BOCC + 1 FTE: Library Associate 4.20.22 BOCC + 1 FTE: Community Affairs Administrator 4.20.22 BOCC				
FY24 Change	No changes				
FY25 Proposed Changes	No changes				

Library Services



Library Services

Mission Statement

The mission of the Monroe County Public Library is to meet the changing needs of our communities for information, education and recreation, in a variety of materials, formats and technologies

Services Provided

The Monroe County Public Library has a unique place in Florida history, as the oldest Library in South Florida, with beginnings dated as far back as 1853. The Key West Branch, which became the Headquarters Library, moved into its present location in 1959, with a major expansion in 1992. The Marathon Branch began operation in 1962 and took up its current location in 1982. The Key Largo Branch was started in the Key Largo Civic Club Building in 1962, moving once in 1967, and taking up its current location in 1989. Islamorada's Branch opened in 1966, with expansions in 1983 and 1997. The most recent Branch was established in Big Pine Key in 1995, with an expansion completed in 2003. In FY21, the County completed construction of a new Library building to replace the current Marathon Branch, the new facility features increased space to meet the growing needs of the community. Each branch reflects its own community, with its distinct interests and needs. Library service is ad valorem tax-based, funded by the General Fund of the Monroe County budget. Each of the five branches provide on-site services six days and one evening each week, including internet service, and our website www.keyslibraries.org provides 24/7 access to the full Library catalog, including renewal and request services, as well as to our many databases. Our collection includes a variety of media, ranging from the traditional print through e-books and digital databases. . The Library responds to the needs of users of all ages and diversity by providing equal, easy and open access to current materials and expanding services delivered in an efficient, timely, and professional manner by staff members who are friendly, helpful, and knowledgeable, in buildings that are inviting, comfortable, and fitted for technological growth and development.
Our services include:

- Free Library cards for County residents, providing access to all Library privileges
- Provision of books, periodicals, audio and video materials for circulation to Library patrons and in-house use
- Programs for children, ranging from toddlers through school-aged, both in-house and through outreach activities
- Programs for adults, covering a wide range of interests
- Inter-Library Loan services to obtain patron-requested materials from libraries around the country
- Reference services in person, by telephone inquiry, and through electronic transmission
- Public access to internet information through a computer network; wireless access also available onsite
- 24/7 access to the Library catalog through our website, providing off-site ability for patrons to renew and request Library materials
- 24/7 access through the Library website to our collection of databases, free to our patrons
- 24/7 access for our patrons to a growing collection of digital materials for downloading to a reading, viewing, or listening devices

Strategic Goals

Monroe County BOCC Strategic Plan Areas of Concern and Priority related Actions:

- Quality of Life: Community Character-Collaboration with municipalities and other synergistic agencies

- Action: The Library Department will create a community partnership with Florida State Parks to create a program that will offer "Day Use Passes for Checkout" to our patrons
- Performance Measure: Day Passes available for checkout to patrons
- Target Metric: Completed or Not Completed

- Quality of Life: Viability- Address Infrastructure concerns related to Climate Change and future storm resiliency

- Action: The Library Department will work with Emergency Management, IT, and the County PIO to equip all Library buildings to serve as communication hubs before, during and after disaster situations. These hubs would be utilized as locations to collect and disseminate information to the public, providing internet access for communication purposes, and more as appropriate and applicable.
- Performance Measure: Library Facilities established as communication hubs during declared County emergencies
- Target Metric: Completed or Not Completed

- Quality of Life: Services to All- Services to Special Needs Populations highlighting Mental Health, Seniors, Drug Dependency/Opioid Crisis, Homelessness, Children/Teens in crisis

- Action: The Library Department will provide a schedule of programs and speakers, especially from inside the County, dealing with the Services to Special Needs Populations
- Performance Measure: Special Needs Services program scheduled implemented
- Target Metric: At 3 branches

- Action: The Library Department will update print information (brochures) and train staff on programs available for social assistance at the Federal and State level, such as Florida Department of Children and Families/Access Florida for food stamps and other assistance, Florida Department of Economic Opportunity for Unemployment Compensation, SafeLink Wireless for mobile phones, etc.

- Performance Measure: Material and training in place for social assistance resources at one branch
- Target Metric: Completed or Not Completed

Library Services

- Action: The Library Department will prioritize community workforce support by training staff on employment databases local career services, resume creation, and provide well equipped business, homework and job centers
- Performance Measure: Workforce information available to all with 20% of staff trained and one dedicated center established in all branches
- Target Metric: Completed or Not Completed

• Economy: Infrastructure- Quality of the Keys Experience- Upkeep of our attractions including Environment, Historical Sites and Beautification

- Action: The Library Department will provide improved access to cultural artifacts, especially those reflecting the unique qualities of Keys history including updating the format of our oral history, lecture and event collection.
- Performance Measure: Key West Florida History staff work with branches in assessing collections and establishing priorities for preservation with two locations beginning digitization of their collection
- Target Metric: Completed or Not Completed

Department Goals, Actions and Measures:

• Goal: Provide color copier and printing services

- Action: Lease color copiers ($20,000 for lease + $0.09pp service charge) for each Library location (Note that the library copier charges earned the General Fund $14,000 in FY18)
- Performance Measure: Acquisition of color copiers is in process for all branches
- Target Metric: Completed or Not Completed

- Action: Provide color printers for each Library location
- Performance Measure: Color printers in place at each library branch
- Target Metric: Completed or Not Completed

• Goal: Increase availability & circulation of language-learning materials/software

- Action: Purchase Mango for Public Libraries software (estimated $ 3800/year)
- Performance Measure: Mango Language product available to Monroe County Library patrons
- Target Metric: Completed or Not Completed

• Goal: Improve and increase communication and collaboration among Library Managers and Supervisors

- Action: Schedule regular in-person meetings quarterly to address changing needs of our communities and developing Library trends and service expansion
- Performance Measure: Quarterly Inter-Library Manager/Supervisor meetings held via Zoom
- Target Metric: 3 meetings

- Action: Establish a procedure and training to utilize ZOOM for meetings for Managers and Supervisors schedule as needed for collaborative meetings among staff working in similar service areas
- Performance Measure: Establish meeting procedures and provide training to all Managers and Supervisors on ZOOM
- Target Metric: Completed or Not Completed

• Goal: Complete construction phase of the Marathon Branch Library and implementation of move and transition plan

- Action: Secure additional staff necessary for safety and full service at all times in the new building. Such staff should be hired in advance of the move to begin training and to assist in the transition
- Performance Measure: Appropriate staff levels for transition to new branch facility
- Target Metric: Completed or Not Completed

- Action: Implement transition and move plan created in FY19
- Performance Measure: Implementation of transition plan
- Target Metric: Completed or Not Completed

• Goal: Provide system-wide technological growth and development, to meet the changing needs of our communities in their quality of life

- Action: Create Long-Term Technology Plan in collaboration with IT
- Performance Measure: Complete long-term Technology Plan
- Target Metric: Completed or Not Completed

Library Services

• Goal: Increase usage of Children's Departments and Young Adult resources and environment to and encourage families, students, and teachers/tutors to utilize the library as a center that is appealing for all age groups

- Action: Create an effective learning environment for children and teens, providing computers, new flooring, comfortable seating, furniture that is attractive and engaging, creating a relaxed environment for encouraging teens to enjoy our resources
- Performance Measure: Remodel/Redecorate Children and Teen spaces at all locations
- Target Metric: Completed or Not Completed

- Action: Provide a media gaming area where possible
- Performance Measure: Gaming area installed in at least one library facility
- Target Metric: Completed or Not Completed

• Goal: Increase public participation on all age levels in an increased schedule of programs, classes, author presentations, arts and crafts, writing workshops, and similar offerings much in demand

- Action: Create an area for Maker Spaces, for such activities as digital photography, video editing, music production, web development, 3D printing, nautical navigation, with funding for essential hardware and equipment
- Performance Measure: Creation of spaces at all locations
- Target Metric: Completed or Not Completed

- Action: Expand our offerings of computer and tablet classes across the system, as well as creative software usage
- Performance Measure: Increase number of computer and tablet classes
- Target Metric: Completed or Not Completed

- Action: Increase our cultural programs, such as film series, live music, lecture series presenting local sources as well as outside presenters
- Performance Measure: Increase number of cultural programs
- Target Metric: by 3%

• Goal: Implement more efficient use of existing material budget

- Action: Use circulation and other relevant statistics to increase and justify amounts spent in all collection areas and adjust collection purchases to reflect patron usage
- Performance Measure: Increase circulation per capita
- Target Metric: By 10%

- Action: Use circulation and other relevant statistics to trim and modify each branch list of Automatically Yours Authors; avoid unnecessary duplication or orders
- Performance Measure: Decreased duplication based on statistics of usage and a smaller AY list, producing savings of funds in this area
- Target Metric: Completed or Not Completed

• Goal: Improve the quality of the Collections

- Action: Evaluate and use recognized sources for purchase recommendations, as well as patron and staff recommendations
- Performance Measure: Access for staff to preferred review sources and elimination of less valued sources
- Target Metric: Completed or Not Completed

- Action: Weed all collections areas regularly, using CREW guidelines; fill gaps created by weeding as needed
- Performance Measure: Updated collection in areas of greatest change
- Target Metric: Completed or Not Completed

• Goal: Increase visibility and awareness of Library services in the community

- Action: Expand the program of outreach activities, from daycare centers to adult care centers, presenting programs designed for each age group
- Performance Measure: Expand number of outreach activities
- Target Metric: Completed or Not Completed

• Goal: Cultivate a learning organization

- Action: Invest in development and retention of staff by providing opportunities to learn new skills through continuing education, including attendance at library related conferences

Library Services

- Performance Measure: Increase staff participation in professional development
- Target Metric: by 10%

- Action: Develop a process for regular and information and knowledge sharing within the organization
- Performance Measure: Implement a systematic process to track sharing of information and knowledge within the organization; survey staff on observed results or lack of results
- Target Metric: Completed or Not Completed

- Action: Encourage staff participation in professional State and national Library organizations and attendance at their conferences
- Performance Measure: Encourage staff to join State and National Library organizations and attending such conferences.
- Target Metric: Completed or Not Completed

• Goal: Enhance and improve public access to Library materials collections in all the branches

- Action: Expand the training and role of the Cataloging Unit as a key support center in increasing and improving system-wide findability of materials
- Performance Measure: Increase cataloging staff visits to branches
- Target Metric: At least one visit to each branch

- Action: Double our digital contributions of historic and cultural artifacts to Digital Public Library of America to ensure these images are accessible to researchers, authors, local students, architects, use the Library's primary source materials; Digitization of audio- visual materials from the vault has been sidelined in favor of preservation and digitization of more fragile and older paper-based artifacts.
- Performance Measure: Increase contribution to Digital Public Library of America
- Target Metric: By 100%

Budgetary Cost Summary	FY 2022 Actual	FY 2023 Actual	FY 2024 Adopted	FY 2024 Amended	FY 2025 Proposed	FY 2025 Change
Personnel Expenditures	3,142,269	3,667,231	4,156,350	4,156,350	4,375,707	5.3%
Operating Expenditures	776,239	1,153,514	1,317,975	1,317,975	1,291,565	(2.0)%
Capital Outlay Expenditures	1,348,643	663,360	944,158	944,158	849,350	(10.0)%
Total Budget	**5,267,151**	**5,484,105**	**6,418,483**	**6,418,483**	**6,516,622**	**1.5%**

Appropriations by Department	FY 2022 Actual	FY 2023 Actual	FY 2024 Adopted	FY 2024 Amended	FY 2025 Proposed	FY 2025 Change
Impact Fees Libraries	26,796	146,246	-	-	-	-%
Libraries	5,240,355	5,337,860	6,418,483	6,418,483	6,516,622	2%
Total Budget	**5,267,151**	**5,484,105**	**6,418,483**	**6,418,483**	**6,516,622**	**2%**

Revenue Sources	FY 2022 Actual	FY 2023 Actual	FY 2024 Adopted	FY 2024 Amended	FY 2025 Proposed	FY 2025 Change
General Fund	4,359,158	5,007,759	6,189,619	6,189,619	6,486,622	4.8%
Governmental Fund Type Grants	881,197	60,531	-	-	-	-%
Impact Fees Fund - Libraries	26,796	-	-	-	-	-%
Miscellaneous Special Revenue Fund	-	269,570	228,864	228,864	30,000	(86.9)%
One Cent Infrastructure Surtax	-	146,246	-	-	-	-%
Total Revenue	**5,267,151**	**5,484,105**	**6,418,483**	**6,418,483**	**6,516,622**	**1.5%**

Library Services

Position Summary by Department	FY 2022 Actual	FY 2023 Actual	FY 2024 Adopted	FY 2025 Proposed	FY 2025 Variance
Libraries	42.16	45.25	45.25	45.25	-
Total Full-Time FTE	42.16	45.25	45.25	45.25	-
Total FTE	**42.16**	**45.25**	**45.25**	**45.25**	**-**

Impact Fees Libraries

Description and Services Provided

Funds are used exclusively for the capital expansion of the county's library facilities in a manner consistent with the capital improvements plan of the comprehensive plan. The disbursal of such funds shall require the approval of the BOCC.

Budgetary Cost Summary	FY 2022 Actual	FY 2023 Actual	FY 2024 Adopted	FY 2024 Amended	FY 2025 Proposed	FY 2025 Change
Operating Expenditures	13,141	53,780	-	-	-	-%
Capital Outlay Expenditures	13,655	92,466	-	-	-	-%
Total Budget	**26,796**	**146,246**	**-**	**-**	**-**	**-%**

Revenue Sources	FY 2022 Actual	FY 2023 Actual	FY 2024 Adopted	FY 2024 Amended	FY 2025 Proposed	FY 2025 Change
Impact Fees Fund - Libraries	26,796	-	-	-	-	-%
One Cent Infrastructure Surtax	-	146,246	-	-	-	-%
Total Revenue	**26,796**	**146,246**	**-**	**-**	**-**	**-%**

Library Services
Libraries

Mission Statement

The mission of the Monroe County Public Library is to meet the changing needs of our communities for information, education and recreation, in a variety of materials, formats and technologies

Description and Services Provided

The Monroe County Public Library has a unique place in Florida history, as the oldest Library in South Florida, with beginnings dated as far back as 1853. The Key West Branch, which became the Headquarters Library, moved into its present location in 1959, with a major expansion in 1992. The Marathon Branch began operation in 1962 and took up its current location in 1982. The Key Largo Branch was started in the Key Largo Civic Club Building in 1962, moving once in 1967, and taking up its current location in 1989. Islamorada's Branch opened in 1966, with expansions in 1983 and 1997. The most recent Branch was established in Big Pine Key in 1995, with an expansion completed in 2003. In FY21, the County completed construction of a new Library building to replace the current Marathon Branch, the new facility features increased space to meet the growing needs of the community. Each branch reflects its own community, with its distinct interests and needs. Library service is ad valorem tax-based, funded by the General Fund of the Monroe County budget. Each of the five branches provide on-site services six days and one evening each week, including internet service, and our website www.keyslibraries.org provides 24/7 access to the full Library catalog, including renewal and request services, as well as to our many databases. Our collection includes a variety of media, ranging from the traditional print through e-books and digital databases. . The Library responds to the needs of users of all ages and diversity by providing equal, easy and open access to current materials and expanding services delivered in an efficient, timely, and professional manner by staff members who are friendly, helpful, and knowledgeable, in buildings that are inviting, comfortable, and fitted for technological growth and development.

Our services include:

- Free Library cards for County residents, providing access to all Library privileges
- Provision of books, periodicals, audio and video materials for circulation to Library patrons and in-house use
- Programs for children, ranging from toddlers through school-aged, both in-house and through outreach activities
- Programs for adults, covering a wide range of interests
- Inter-Library Loan services to obtain patron-requested materials from libraries around the country
- Reference services in person, by telephone inquiry, and through electronic transmission
- Public access to internet information through a computer network; wireless access also available onsite
- 24/7 access to the Library catalog through our website, providing off-site ability for patrons to renew and request Library materials
- 24/7 access through the Library website to our collection of databases, free to our patrons
- 24/7 access for our patrons to a growing collection of digital materials for downloading to a reading, viewing, or listening devices

Budgetary Cost Summary	FY 2022 Actual	FY 2023 Actual	FY 2024 Adopted	FY 2024 Amended	FY 2025 Proposed	FY 2025 Change
Personnel Expenditures	3,142,269	3,667,231	4,156,350	4,156,350	4,375,707	5.3%
Operating Expenditures	763,098	1,099,734	1,317,975	1,317,975	1,291,565	(2.0)%
Capital Outlay Expenditures	1,334,988	570,894	944,158	944,158	849,350	(10.0)%
Total Budget	**5,240,355**	**5,337,860**	**6,418,483**	**6,418,483**	**6,516,622**	**1.5%**

Revenue Sources	FY 2022 Actual	FY 2023 Actual	FY 2024 Adopted	FY 2024 Amended	FY 2025 Proposed	FY 2025 Change
General Fund	4,359,158	5,007,759	6,189,619	6,189,619	6,486,622	4.8%
Governmental Fund Type Grants	881,197	60,531	-	-	-	-%
Miscellaneous Special Revenue Fund	-	269,570	228,864	228,864	30,000	(86.9)%
Total Revenue	**5,240,355**	**5,337,860**	**6,418,483**	**6,418,483**	**6,516,622**	**1.5%**

Position Summary	FY 2022 Actual	FY 2023 Actual	FY 2024 Adopted	FY 2025 Proposed	FY 2025 Variance
Administrative Support	21.72	23.75	25.75	24.75	(1.00)
Officials & Administrators	8.50	10.50	8.50	8.50	-
Professionals	11.94	11.00	11.00	12.00	1.00
Total Full-Time FTE	42.16	45.25	45.25	45.25	-
Total FTE	**42.16**	**45.25**	**45.25**	**45.25**	**-**

FY25 Proposed Budget

Building Department

Building

Proposed FY25:

FY25 Revenue Source

Non Ad Valorem Funds

Misc Special Revenu	$70,000
Building Fund	$6,550,657
	$6,620,657

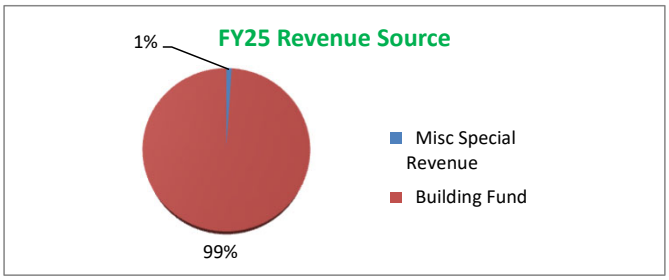

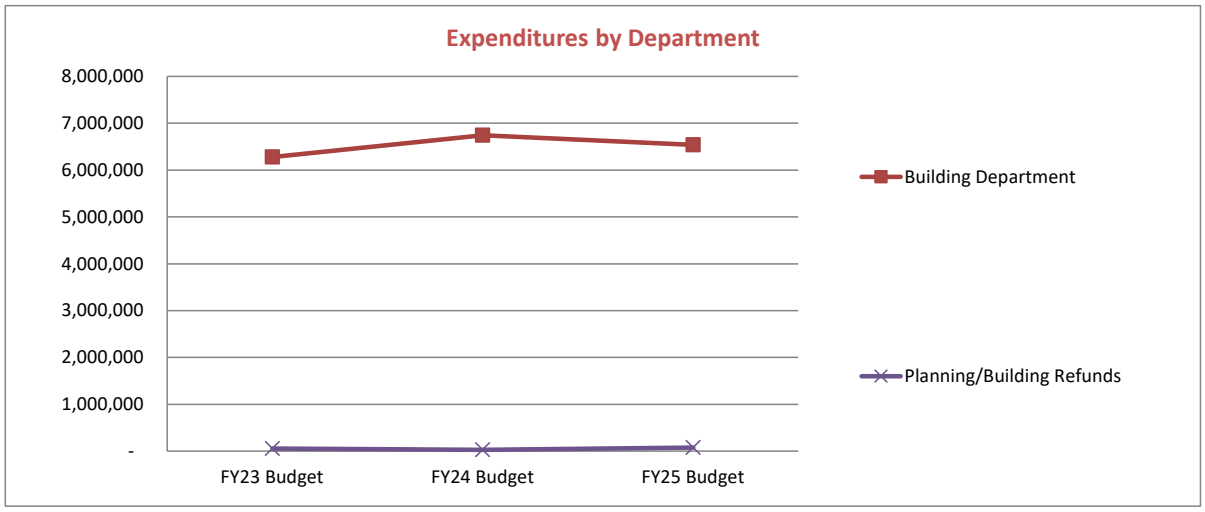

Expenditures by Department

	Adopted FY23 Budget	Adopted FY24 Budget	Proposed FY25 Budget	FY25 Change
Building Department	6,281,030	6,745,453	6,540,657	-3.0%
Planning/Building Refunds	60,000	30,000	80,000	166.7%
Total	6,341,030	6,775,453	6,620,657	-2.3%

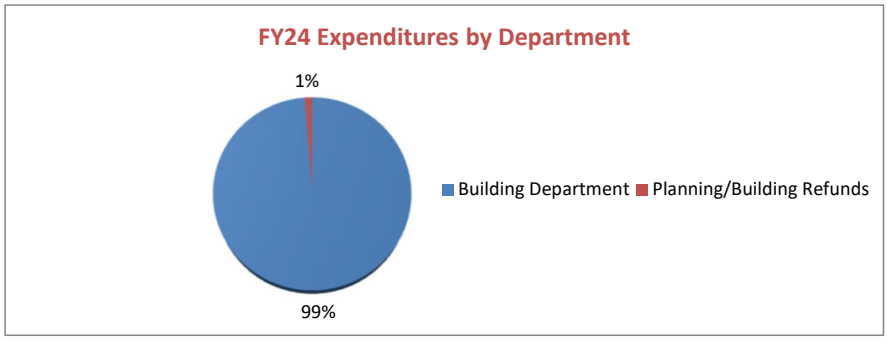

Building

Budgetary Cost Summary

	Adopted FY23 Budget	Adopted FY24 Budget	Proposed FY25 Budget	FY25 % of Total	FY25 Change
Personnel Expenditures	5,246,723	5,646,686	5,564,452	84.0%	-1.5%
Operating Expenditures	1,233,456	999,767	927,205	14.0%	-7.3%
Capital Outlay Expenditures	74,000	129,000	129,000	1.9%	0.0%
Total	6,554,179	6,775,453	6,620,657	100%	-2.3%

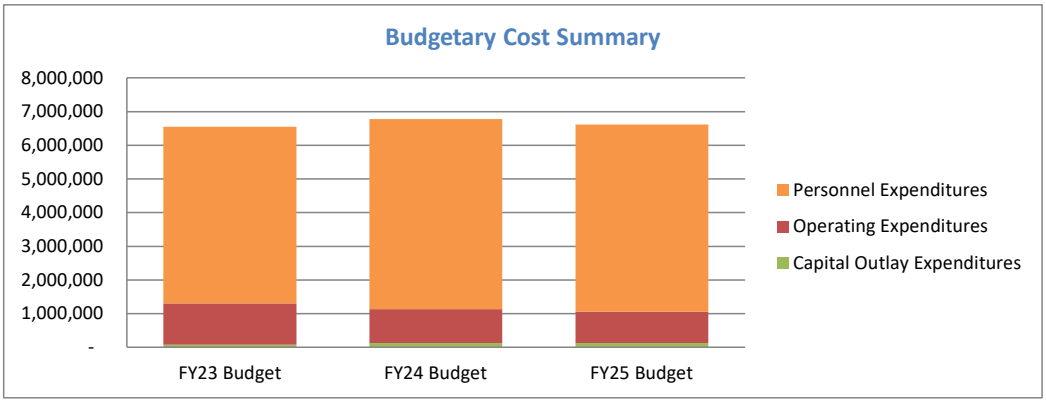

	Adopted FY23 Budget	Adopted FY24 Budget	Proposed FY25 Budget	FY25 Change
FTE History	46.31	46.31	42.31	(4.00)

FY23 Change	- 1 FTE: As a result of FTE splits/reallocation - Mitigation Administrator
FY24 Change	No changes
FY25 Proposed Changes	Eliminated 4 FTE

Building Department



Building Department

Mission Statement

To protect public health and safety, property, and the environment by providing an efficient, effective, and considerate permitting and code administration system in accordance with the Monroe County Code and the Florida Statutes that is consistent with and furthers the Monroe County Comprehensive Plan.

Services Provided

Provides planning, reviewing, and permitting services for compliance with the Florida Building Code, the Monroe County Code, and all other life safety codes.

Coordinates unsafe structure abatement with the Code Compliance Department and the Office of the County Attorney.

Provides inspection services in accordance with the Florida Building Code.

Provides a contractor licensing and testing program.

Provide staff support for the Contractors Examining Board and the Board of Adjustment and Appeals.

Provides coordinated administration and enforcement of County's Floodplain regulations including management of the County's Flood Insurance Inspection and Compliance Program .

Strategic Goals

Monroe County BOCC Strategic Plan Areas of Concern and Priority-related Actions:

• Quality of Life: Viability- Wind and Flood Insurance Rates

- Action: The Building Department will explore the application of freeboard up to three feet (3') total. This freeboard requirement would mandate up to an additional three (3) feet of height over and above the Base
Flood Elevation requirements for all development in Special Flood Hazard Areas (SFHAs) in Monroe County.
- Performance Measure: Complete exploratory work on the application of the new freeboard requirement and present it to the Board of County Commissioners
- Target Metric: Completed or Not Completed

- Action: The Building Department will work with FEMA to unveil the new Flood Maps, promote public awareness through community meetings, gather public input, and communicate that to FEMA.
- Performance Measure: Increase public awareness and understanding of the new Flood Maps throughout Unincorporated Monroe.
- Target Metric: Completed or Not Completed

Department Goals, Actions, and Measures:

• Goal: Increase the Departments's internal hurricane preparedness for a more effective and professional response in an emergency

- Action: Develop and implement an Internal Hurricane Preparedness Plan for distribution to staff explaining what is expected of them as storms develop and threaten.
- Performance Measure: Update Plan with development of GIS Damage Assessment Tool
- Target Metric: Completed or Not Completed

• Goal: Increase Departments' ability to respond efficiently to workload demands through increased cross-training of the team.

- Action: Plan Reviewers and Inspectors to gain cross-discipline certifications
- Performance Measure: Number of staff who possess cross-discipline certifications
- Target Metric: 50% in the 1st of 2 years

- Action: Certification of Customer Service Representatives as Permit Technicians.
- Performance Measure: Number of Customer Service Representatives certified as Permit Technicians
- Target Metric: 35% in the 1st of 2 years

Building Department

Budgetary Cost Summary	FY 2022 Actual	FY 2023 Actual	FY 2024 Adopted	FY 2024 Amended	FY 2025 Proposed	FY 2025 Change
Personnel Expenditures	4,598,058	5,007,499	5,646,686	5,646,686	5,564,452	(1.5)%
Operating Expenditures	1,011,232	1,126,090	999,767	999,767	927,205	(7.3)%
Capital Outlay Expenditures	163,617	25,431	129,000	129,000	129,000	-%
Total Budget	**5,772,907**	**6,159,020**	**6,775,453**	**6,775,453**	**6,620,657**	**(2.3)%**

Appropriations by Department	FY 2022 Actual	FY 2023 Actual	FY 2024 Adopted	FY 2024 Amended	FY 2025 Proposed	FY 2025 Change
Building Department	5,729,803	6,021,583	6,745,453	6,745,453	6,540,657	(3)%
Building Refunds	43,104	137,437	30,000	30,000	80,000	167%
Total Budget	**5,772,907**	**6,159,020**	**6,775,453**	**6,775,453**	**6,620,657**	**(2)%**

Revenue Sources	FY 2022 Actual	FY 2023 Actual	FY 2024 Adopted	FY 2024 Amended	FY 2025 Proposed	FY 2025 Change
Miscellaneous Special Revenue Fund	31,509	45,639	70,000	70,000	70,000	-%
Building Fund	5,741,398	6,113,381	6,705,453	6,705,453	6,550,657	(2.3)%
Total Revenue	**5,772,907**	**6,159,020**	**6,775,453**	**6,775,453**	**6,620,657**	**(2.3)%**

Position Summary by Department	FY 2022 Actual	FY 2023 Actual	FY 2024 Adopted	FY 2025 Proposed	FY 2025 Variance
Building Department	47.31	46.31	46.31	42.31	(4.00)
Total Full-Time FTE	47.31	46.31	46.31	42.31	(4.00)
Total FTE	**47.31**	**46.31**	**46.31**	**42.31**	**(4.00)**

Building Department

Building Department

Mission Statement

To protect public health and safety, property, and the environment by providing an efficient, effective, and considerate permitting and code administration system in accordance with the Monroe County Code and the Florida Statutes that is consistent with and furthers the Monroe County Comprehensive Plan .

Description and Services Provided

Provides planning, reviewing, and permitting services for compliance with the Florida Building Code, the Monroe County Code, and all other life safety codes.

Coordinates unsafe structure abatement with the Code Compliance Department and the Office of the County Attorney.

Provides inspection services in accordance with the Florida Building Code.

Provides a contractor licensing and testing program.

Provide staff support for the Contractors Examining Board and the Board of Adjustment and Appeals.

Provides coordinated administration and enforcement of County's Floodplain regulations including management of the County's Flood Insurance Inspection and Compliance Program .

Major Variances

FY25 Budget Request includes:

Fund 180 is a self-supported fee-funded cost center. The chart on page 2 illustrates the revenue and expenditure comparison from FY14 through FY23.2.

REVENUE AND EXPENSE

In FY23 the adopted revenue was $5,853,000 and the actual revenue was $6,973,967 while actual expenses were $6,694,414, which included a transfer out of $538,659 to Cost Allocation Recovery, resulting in a surplus of $279,553.

Based on FY24 March OMB data, the FY24 estimated revenue is about $5,900,000 and expenses are estimated to be about $6,850,000, a deficit of $950,000.

For FY25 expenses are projected to be $6,540,657. Matching revenue would be expected to be achieved based on 3-year trending permitting activity (notwithstanding the FY23 Key West International Airport with a $65M permit job value and about $1M fees paid) and the fee resolution amended with its expected 3.4% CPI adjustment on October 1, 2024 along with a 12% increase in permit fees.

Total Expenses for Cost Center 52502 / Fund 180 is projected at $6,540,657, comprised of:

- $ 5,564,452 for Personal Services (includes elimination of four positions);
- $ 847,205 for Operating Expenditures; and
- $ 129,000 for Capital Outlay.

Budgetary Cost Summary	FY 2022 Actual	FY 2023 Actual	FY 2024 Adopted	FY 2024 Amended	FY 2025 Proposed	FY 2025 Change
Personnel Expenditures	4,598,058	5,007,499	5,646,686	5,646,686	5,564,452	(1.5)%
Operating Expenditures	968,128	988,653	969,767	969,767	847,205	(12.6)%
Capital Outlay Expenditures	163,617	25,431	129,000	129,000	129,000	-%
Total Budget	**5,729,803**	**6,021,583**	**6,745,453**	**6,745,453**	**6,540,657**	**(3.0)%**

Building Department

Revenue Sources	FY 2022 Actual	FY 2023 Actual	FY 2024 Adopted	FY 2024 Amended	FY 2025 Proposed	FY 2025 Change
Miscellaneous Special Revenue Fund	31,509	45,639	70,000	70,000	70,000	-%
Building Fund	5,698,295	5,975,944	6,675,453	6,675,453	6,470,657	(3.1)%
Total Revenue	**5,729,803**	**6,021,583**	**6,745,453**	**6,745,453**	**6,540,657**	**(3.0)%**

Position Summary	FY 2022 Actual	FY 2023 Actual	FY 2024 Adopted	FY 2025 Proposed	FY 2025 Variance
Administrative Support	22.98	22.98	22.98	21.98	(1.00)
Officials & Administrators	2.33	1.33	1.33	1.33	-
Service - Maintenance	2.00	3.00	3.00	3.00	-
Professionals	20.00	19.00	19.00	16.00	(3.00)
Total Full-Time FTE	47.31	46.31	46.31	42.31	(4.00)
Total FTE	**47.31**	**46.31**	**46.31**	**42.31**	**(4.00)**

Building Department

Building Refunds

Description and Services Provided

A budget is setup to account for refunds of permit fees.

Budgetary Cost Summary	FY 2022 Actual	FY 2023 Actual	FY 2024 Adopted	FY 2024 Amended	FY 2025 Proposed	FY 2025 Change
Operating Expenditures	43,104	137,437	30,000	30,000	80,000	166.7%
Total Budget	**43,104**	**137,437**	**30,000**	**30,000**	**80,000**	**166.7%**

Revenue Sources	FY 2022 Actual	FY 2023 Actual	FY 2024 Adopted	FY 2024 Amended	FY 2025 Proposed	FY 2025 Change
Building Fund	43,104	137,437	30,000	30,000	80,000	166.7%
Total Revenue	**43,104**	**137,437**	**30,000**	**30,000**	**80,000**	**166.7%**

FY25 Proposed Budget

Planning & Environmental Resources

Planning & Environmental Resources

Proposed FY25:

FY25 Revenue Source

Non Ad Valorem Funds

MSTD - Plng/Bldg/Code/Fire Mar	$4,838,125
Affordable Housing Initiatives	$78,578
Boating Improvement Fund	$1,160,211
Misc Special Revenue	$48,800
Environmental Restoration	$1,414,491
	$7,540,205

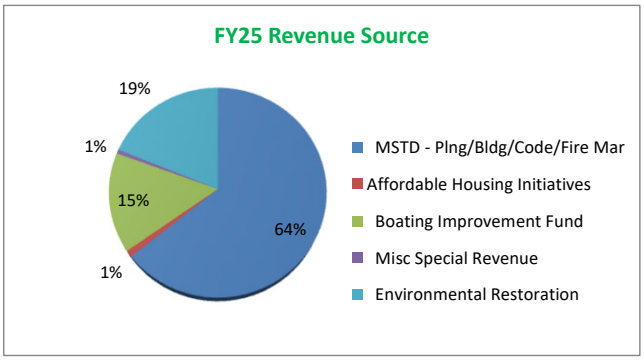

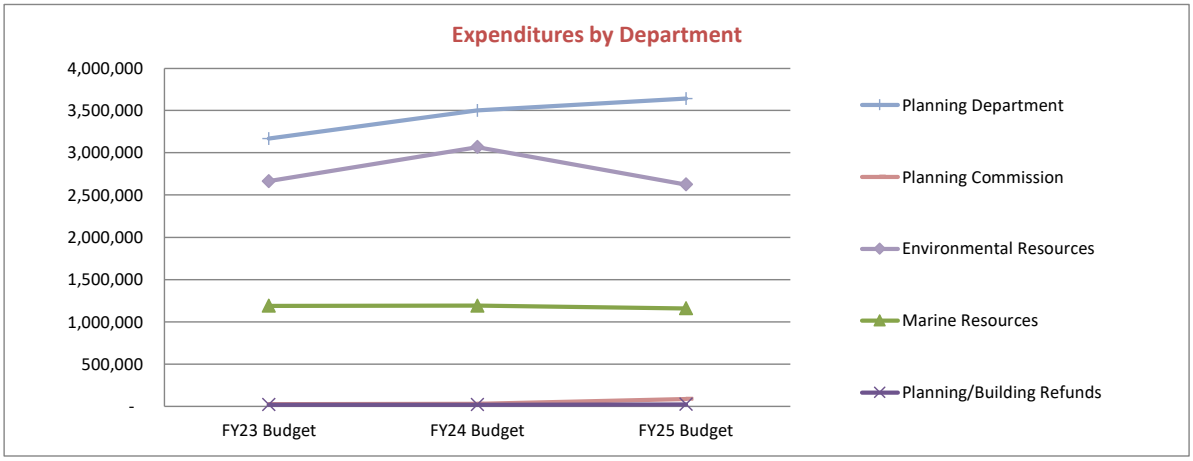

Expenditures by Department

	Adopted FY23 Budget	Adopted FY24 Budget	Proposed FY25 Budget	FY25 Change
Environmental Resources	2,664,269	3,068,589	2,625,531	-14.4%
Marine Resources	1,190,116	1,192,485	1,160,211	-2.7%
Planning Commission	27,402	30,209	88,225	192.0%
Planning Department	3,168,513	3,500,127	3,641,238	4.0%
Planning/Building Refunds	20,000	20,000	25,000	25.0%
Total	7,070,300	7,811,410	7,540,205	-3.5%

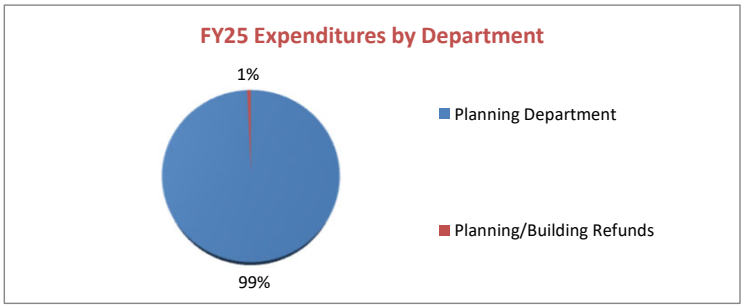

Planning & Environmental Resources

Budgetary Cost Summary

	Adopted FY23 Budget	Adopted FY24 Budget	Proposed FY25 Budget	FY25 % of Total	FY25 Change
Personnel Expenditures	4,127,989	4,449,464	4,513,962	59.9%	1.4%
Operating Expenditures	2,512,071	2,819,527	2,591,224	34.4%	-8.1%
Capital Outlay Expenditures	430,240	542,419	435,019	5.8%	-19.8%
Total	7,070,300	7,811,410	7,540,205	100%	-3.5%

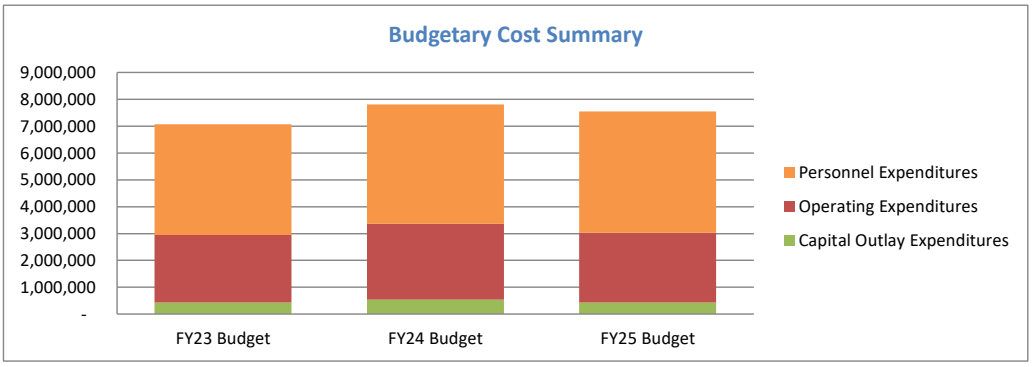

	Adopted FY23 Budget	Adopted FY24 Budget	Proposed FY25 Budget	FY25 Change
FTE History	36.88	36.88	32.88	(4.00)
FY23 Change	+ 1 FTE: As a result of FTE splits/reallocation - Mitigation Administrator			
FY24 Change	No changes			
FY25 Proposed Changes	Eliminated 4 FTE: 1 Planning Dept & 3 Environmental Resources			

Planning & Environmental Resources

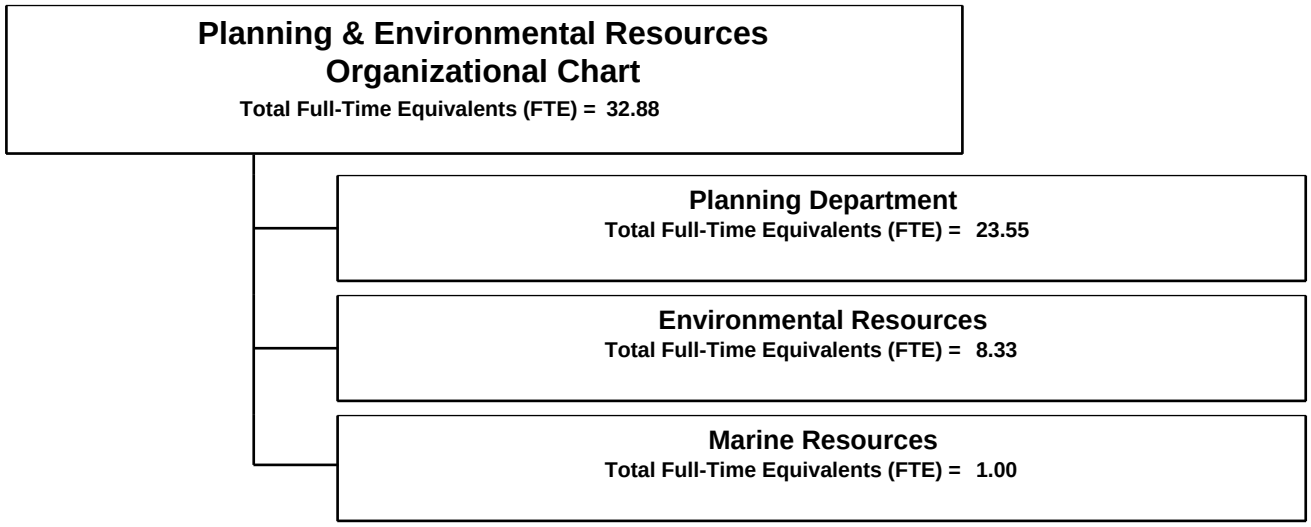

Planning & Environmental Resources

Mission Statement

The Monroe County Planning and Environmental Resources Department is to foster sustainable, quality development in the county while conserving and promoting stewardship of the county's fragile environment and the unique character of its diverse island communities.

Services Provided

Planning:
The Planning and Environmental Resources Department fosters sustainable, quality development in Monroe County while conserving and promoting stewardship of the County's fragile environment and the unique character of its diverse island communities. The Department is responsible for the administration of the adopted Monroe County Year 2030 Comprehensive Plan and Land Development Code thorough review of all development proposals for compliance with these plans, including community character, growth management provisions, and environmental compliance; and processing of amendments to the Comprehensive Plan and Land Development Codes based on changing conditions and applicant requests. The Department services also include transportation planning, administration of the County's affordable housing programs, and Geographical Information Systems (GIS) administration for both the Department and other County entities as needed.

Environmental Resources:
The Environmental Resources Office conducts a review of applications for compliance with environmental regulations, such as habitat identification, landscaping, stormwater, land clearing, and FEMA required review of potential endangered species impacts under the Permit Referral Process. Environmental Resources staff works to protect the sensitive environment and endangered species of the county, in coordination with state and federal environmental agencies. In addition, this office works in coordination with the Monroe County Land Authority, the Land Steward, and the Florida Department of Environmental Protection on land acquisition initiatives for conservation and retirement of development rights.

Marine Resources:
The Marine Resources Office works to protect the nearshore marine environment, ensure public water access, and provide waterway infrastructure for the recreational boating public. The Office manages Boating Improvement Funds and secures marine-related grants, which are used to remove derelict vessels, maintain channel markers, and provide pump-out service throughout the Keys. The Office also develops boating regulations, in coordination with FWC, for boater safety as well as anchoring and mooring management.

Marker Maintenance- $60,000 per year
Derelict Vessel Removal- $348,263 per year
Mobile Vessel Pumpout Program- $574,000 per year

Environmental Restoration:
The Land Steward manages the County's habitat restoration and improvement projects to enhance and preserve county-managed lands and partners with state and federal agencies on management issues. The Land Steward's focus includes invasive exotic species removal, habitat restoration, debris removal, and wildfire hazard reduction. The Land Steward also contributes to land acquisition efforts for both conservation purposes and the retirement of development rights.

Strategic Goals

Monroe County BOCC Strategic Plan Areas of Concern and Priority related Actions:

• Quality of Life: Community Character-Smart Growth

- Action: The Planning and Environmental Resources Department will collaborate with FDEP on additional land acquisition for conservation and the retirement of development rights.
- Performance Measure: Ongoing collaboration with FDEP; 100% response to requests from FDEP related to acquisition within 7 days.
- Target Metric: completed/not completed

• Quality of Life: Community Character-Respectful Redevelopment

- Action: Pending a 5-year Capital Improvement Plan (CIP) completion by OMB, the Planning and Environmental Resources Department will complete an Impact Fee study.
- Performance Measure: Completed Impact Fee Study
- Target Metric: 50% Completed (assume 2 years)

• Quality of Life: Viability- Workforce Housing

Planning & Environmental Resources

- Action: The Planning and Environmental Resources Department will reserve 36% of ROGO allocations annually for affordable workforce housing units.
- Performance Measure: Reserve identified ROGO allocations annually for affordable housing units
- Target Metric: 36% annually (averaged over the total ROGO allocations awarded through 2023)

- Action: The Planning and Environmental Resources Department will amend the Comprehensive Plan and Land Development Code to require all affordable housing to be workforce housing.
- Performance Measure: Bring proposal to public hearing
- Target Metric: Completed or Not Completed

• Quality of Life: Viability- Traffic and Road Safety on US1

- Action: The Planning and Environmental Resources Department will advocate to secure funding for a Transportation Strategy Master Plan, incorporating intermodal transportation options, including mass transit, and climate change considerations to increase transportation effectiveness and efficiency within the County.
- Performance Measure: secure funding
- Target Metric: 100% funded at $350,000

• Quality of Life: Services to All- Access to water for economy and recreation

- Action: The Planning and Environmental Resources Department, in cooperation with the Project Management Department, will set aside BIF funding to prioritize the restoration of public boat ramps with the County.
- Performance Measure: Discussion by staff and/or BOCC of boat ramp restoration opportunities
- Target Metric: Completed or Not Completed

• Environment: Conservation- Nearshore Water Quality

- Action: The Planning and Environmental Resources Department will increase the annual number of vessel sewage pump outs to further improve and protect water quality.
- Performance Measure: Increase the vessel sewage pump outs
- Target Metric: Increase above previous year

• Environment: Protection- Nearshore Water and Benthic monitoring

- Action: The Planning and Environmental Resources Department will prioritize removal of derelict and sunken vessels Keys-wide.
- Performance Measure: Continue Derelict Vessel Removal program
- Target Metric: Removal of 100% of identified vessels annually

• Environment: Restoration- Irma Recovery

- Action: The Planning and Environmental Resources Department will implement planned housing assistance projects related to Hurricane Irma recovery.
- Performance Measure: Implement CDBG-DR, Tiny Homes, and HMGP projects.
- Target Metric: Completed or Not Completed

• Environment: Resiliency- Adaptation plans to help plant, animals and humans adapt to climate change impacts

- Action: The Planning and Environmental Resources Department will initiate the process to define and identify proposed Adaptation Action Areas (AAAs) or a similar concept in order to help address climate change impacts
- Performance Measure: Apply for State Grant and Coordinate timeline for AAAs with other sea level rise and peril of flood projects.
- Target Metric: completed

• Environment: Resiliency- Stormwater Solutions

- Action: The Planning and Environmental Resources Department will initiate and review Storm Water Management Regulations for consistency with best management practices, in anticipation of adopting updated regulations.
- Performance Measure: Hire consultant and initiate process
- Target Metric: completed

Planning & Environmental Resources

• Economy: Workforce- Workforce Housing

- Action: The Planning and Environmental Resources Department will begin the public input process for implementation of inclusionary housing requirements for nonresidential and transient/hotel development and redevelopment within the County.
- Performance Measure: initiate public hearings
- Target Metric: completed

• Economy: Infrastructure- Quality of the Keys Experience- Upkeep of our attractions including Environment, Historical Sites and Beautification

- Action: The Planning and Environmental Resources Department will expand environmental restoration and maintenance efforts on County owned and managed properties.
- Performance Measure: incorporate additional county owned land into management plan
- Target Metric: increase number/acres of property managed by County

Department Goals, Actions and Measures:

• Goal: Recruit a full Department staff based on our organizational chart.

- Action: Increase scope of advertising and promotion of open positions in various forums.
- Performance Measure: advertise in forums beyond county website and APA.
- Target Metric: Completed

• Goal: Provide improved career opportunities for existing staff.

- Action: Evaluate need for changes to structure of department.
- Performance Measure: Complete evaluation department structure
- Target Metric: Completed or not completed

- Action: Survey staff regarding their career goals and current Department opportunities.
- Performance Measure: Complete staff survey
- Target Metric: Completed or not completed

• Goal: Investigate project management software for use within Department to improve efficiencies.

- Action: Identify potential software options.
- Performance Measure: Identify potential software solutions for increased operational efficiencies
- Target Metric: Completed or not completed

- Action: Determine potential benefits vs costs of such programs.
- Performance Measure: Complete cost benefit analysis of software solutions for increased operational efficiencies
- Target Metric: Completed or not completed

• Goal: Promote and expand existing certification incentive program.

- Action: Educate existing and new staff on program details.
- Performance Measure: All Staff trained on certification incentive program
- Target Metric: Completed or not completed

- Action: Identify additional certifications that could be beneficial to the Department.
- Performance Measure: Additional certifications identified for certification incentive program
- Target Metric: Completed or not completed

- Action: Advocate for inclusion of additional certifications in the program.
- Performance Measure: Advocate for inclusion of additional identified certifications
- Target Metric: Completed or not completed

• Goal: Maximize use of staff for most essential tasks

- Action: Consider and evaluate option of using contractors for additional Department tasks, such as biannual channel marker surveys.
- Performance Measure: Identify cost and potential scope of work for contractor Involvement
- Target Metric: Completed or not completed

Planning & Environmental Resources

Budgetary Cost Summary	FY 2022 Actual	FY 2023 Actual	FY 2024 Adopted	FY 2024 Amended	FY 2025 Proposed	FY 2025 Change
Personnel Expenditures	3,739,761	4,079,656	4,449,464	4,449,464	4,513,962	1.4%
Operating Expenditures	2,655,304	2,847,510	2,819,527	2,819,527	2,591,224	(8.1)%
Capital Outlay Expenditures	5,382,583	3,537,212	542,419	542,419	435,019	(19.8)%
Total Budget	**11,777,648**	**10,464,379**	**7,811,410**	**7,811,410**	**7,540,205**	**(3.5)%**

Appropriations by Department	FY 2022 Actual	FY 2023 Actual	FY 2024 Adopted	FY 2024 Amended	FY 2025 Proposed	FY 2025 Change
Environmental Resources	6,546,852	5,816,266	3,068,589	3,068,589	2,625,531	(14)%
Marine Resources	2,205,974	1,402,092	1,192,485	1,192,485	1,160,211	(3)%
Planning Commission	75,274	79,449	30,209	30,209	88,225	192%
Planning Department	2,928,748	3,135,514	3,500,127	3,500,127	3,641,238	4%
Planning Refunds	20,801	31,058	20,000	20,000	25,000	25%
Total Budget	**11,777,648**	**10,464,379**	**7,811,410**	**7,811,410**	**7,540,205**	**(3)%**

Revenue Sources	FY 2022 Actual	FY 2023 Actual	FY 2024 Adopted	FY 2024 Amended	FY 2025 Proposed	FY 2025 Change
Governmental Fund Type Grants	6,843,585	5,182,182	-	-	-	-%
Unincorporated Svc District - Planning, Building, and Zoning	3,530,176	4,056,846	4,943,870	4,943,870	4,838,125	(2.1)%
Affordable Housing Initiatives	-	-	15,232	15,232	78,578	415.9%
Boating Improvement Fund (BIF)	974,951	650,451	1,192,485	1,192,485	1,160,211	(2.7)%
Miscellaneous Special Revenue Fund	29,413	35,638	53,500	53,500	48,800	(8.8)%
Environmental Restoration Fund	399,523	539,261	1,606,323	1,606,323	1,414,491	(11.9)%
Total Revenue	**11,777,648**	**10,464,379**	**7,811,410**	**7,811,410**	**7,540,205**	**(3.5)%**

Position Summary by Department	FY 2022 Actual	FY 2023 Actual	FY 2024 Adopted	FY 2025 Proposed	FY 2025 Variance
Planning Department	23.55	24.55	24.55	23.55	(1.00)
Environmental Resources	11.33	11.33	11.33	8.33	(3.00)
Marine Resources	1.00	1.00	1.00	1.00	-
Total Full-Time FTE	35.88	36.88	36.88	32.88	(4.00)
Total FTE	**35.88**	**36.88**	**36.88**	**32.88**	**(4.00)**

Planning & Environmental Resources

Planning Department

Mission Statement

The Planning and Environmental Resources Department is responsible for the administration of the adopted Monroe County Year 2030 Comprehensive Plan and Land Development Code through review of all development proposals for compliance with these plans

Description and Services Provided

Provide development review services for projects to ensure compliance with Comprehensive Plan and Land Development Regulations.
Enhance and maintain the County's permit allocation system for residential and non-residential development.
Implement Livable CommuniKeys Program and adopted community master plans through amendments to Land Development Regulations and other actions identified in these plans.
Maintain and update the County Comprehensive Plan in accordance with Chapters 163 and 380 Florida Statutes .
Maintain and amend the Land Development Regulations in accordance with the Comprehensive Plan, requirements resulting from community master planning efforts and regulatory streamlining efforts.
Prepare revised policy and regulatory framework, including amendments to the Comprehensive Plan and Land Development Regulations needed to implement Goal 105, Smart Growth/Tier System and appropriate recommendations of the Florida Keys Carrying Capacity.
Provide policy recommendations on the Comprehensive Plan and County's compliance with State Comprehensive Plan mandates to the BOCC, County Administrator, Directors and other County agencies.
Compile and disseminate policy, demographic, socio-economic, environmental and planning information to public and other County and public agencies.
Provide staff administrative support to Development Review Committee, Planning Commission, Historic Preservation Commission, Beneficial Use and Vesting Officer and special ad hoc committees.

Budgetary Cost Summary	FY 2022 Actual	FY 2023 Actual	FY 2024 Adopted	FY 2024 Amended	FY 2025 Proposed	FY 2025 Change
Personnel Expenditures	2,532,599	2,731,239	2,977,108	2,977,108	3,162,240	6.2%
Operating Expenditures	389,953	346,558	496,169	496,169	478,998	(3.5)%
Capital Outlay Expenditures	6,195	57,716	26,850	26,850	-	(100.0)%
Total Budget	**2,928,748**	**3,135,514**	**3,500,127**	**3,500,127**	**3,641,238**	**4.0%**

Revenue Sources	FY 2022 Actual	FY 2023 Actual	FY 2024 Adopted	FY 2024 Amended	FY 2025 Proposed	FY 2025 Change
Governmental Fund Type Grants	166,083	178,509	-	-	-	-%
Unincorporated Svc District - Planning, Building, and Zoning	2,762,665	2,957,005	3,484,895	3,484,895	3,562,660	2.2%
Affordable Housing Initiatives	-	-	15,232	15,232	78,578	415.9%
Total Revenue	**2,928,748**	**3,135,514**	**3,500,127**	**3,500,127**	**3,641,238**	**4.0%**

Position Summary	FY 2022 Actual	FY 2023 Actual	FY 2024 Adopted	FY 2025 Proposed	FY 2025 Variance
Administrative Support	5.01	5.01	8.01	10.01	2.00
Officials & Administrators	7.34	8.34	8.34	6.34	(2.00)
Professionals	11.20	11.20	8.20	7.20	(1.00)
Total Full-Time FTE	23.55	24.55	24.55	23.55	(1.00)
Total FTE	**23.55**	**24.55**	**24.55**	**23.55**	**(1.00)**

Planning & Environmental Resources

Planning Commission

Description and Services Provided

The primary function of the Planning Commission and planning staff members is serving the needs of the residents by following the Goals and Objectives of the Monroe County 2030 Comprehensive Plan and the Land Development Regulations as follows:

- Serve as the “local planning agency” pursuant to Section 163.3174; F.S
- Hold public hearings
- Review applications and comprehensive plan and land development code amendments
- Prepare recommendation for the Board of County Commissioners

Budgetary Cost Summary	FY 2022 Actual	FY 2023 Actual	FY 2024 Adopted	FY 2024 Amended	FY 2025 Proposed	FY 2025 Change
Personnel Expenditures	56,854	57,220	-	-	58,666	-%
Operating Expenditures	18,421	22,229	30,209	30,209	29,559	(2.2)%
Total Budget	**75,274**	**79,449**	**30,209**	**30,209**	**88,225**	**192.0%**

Revenue Sources	FY 2022 Actual	FY 2023 Actual	FY 2024 Adopted	FY 2024 Amended	FY 2025 Proposed	FY 2025 Change
Unincorporated Svc District - Planning, Building, and Zoning	75,274	79,449	30,209	30,209	88,225	192.0%
Total Revenue	**75,274**	**79,449**	**30,209**	**30,209**	**88,225**	**192.0%**

Planning & Environmental Resources

Environmental Resources

Description and Services Provided

Review and process of development applications consistent with 2030 Comp Plan and Land Development Regulations
Provide timely and courteous customer assistance
Pre & post development site analyses and inspections
Conduct habitat analyses and delineations
Review conditional use, administrative relief variances, beneficial use determination reviews and reports
Interdivisional coordination with Building Dept., Code Enforcement, Marine Resources, Planning
Interdepartmental coordination with Engineering, Public Works, County Attorney, Airports
Interagency coordination (FWS, ACOE, DEP, FWC, DCA, SFWMD, EPA, DOD) on environmentally related issues
Conduct tier designation reviews and updates
Complete Key Deer HCP monitoring and reporting
Review and draft Comprehensive Plan amendments and updates
Review applications under the Permit Referral Process
Assist in evaluating acquisitions strategies and reviewing properties for acquisition

Budgetary Cost Summary	FY 2022 Actual	FY 2023 Actual	FY 2024 Adopted	FY 2024 Amended	FY 2025 Proposed	FY 2025 Change
Personnel Expenditures	946,224	1,172,706	1,349,413	1,349,413	1,162,521	(13.8)%
Operating Expenditures	732,303	1,164,065	1,588,626	1,588,626	1,413,010	(11.1)%
Capital Outlay Expenditures	4,868,325	3,479,496	130,550	130,550	50,000	(61.7)%
Total Budget	**6,546,852**	**5,816,266**	**3,068,589**	**3,068,589**	**2,625,531**	**(14.4)%**

Revenue Sources	FY 2022 Actual	FY 2023 Actual	FY 2024 Adopted	FY 2024 Amended	FY 2025 Proposed	FY 2025 Change
Governmental Fund Type Grants	5,446,479	4,252,032	-	-	-	-%
Unincorporated Svc District - Planning, Building, and Zoning	671,437	989,335	1,408,766	1,408,766	1,162,240	(17.5)%
Miscellaneous Special Revenue Fund	29,413	35,638	53,500	53,500	48,800	(8.8)%
Environmental Restoration Fund	399,523	539,261	1,606,323	1,606,323	1,414,491	(11.9)%
Total Revenue	**6,546,852**	**5,816,266**	**3,068,589**	**3,068,589**	**2,625,531**	**(14.4)%**

Position Summary	FY 2022 Actual	FY 2023 Actual	FY 2024 Adopted	FY 2025 Proposed	FY 2025 Variance
Administrative Support	-	-	1.00	1.00	-
Officials & Administrators	2.33	2.33	3.33	3.33	-
Professionals	9.00	9.00	7.00	4.00	(3.00)
Total Full-Time FTE	11.33	11.33	11.33	8.33	(3.00)
Total FTE	**11.33**	**11.33**	**11.33**	**8.33**	**(3.00)**

Planning & Environmental Resources

Marine Resources

Mission Statement

The mission of the Marine Resources Office is to help protect and conserve the marine environment of the Florida Keys within Monroe County in a manner consistent with the Monroe County 2030 Comprehensive Plan and to provide for the adequate and appropriate use of the Keys' marine resources.

Description and Services Provided

In coordination with other county offices and state and federal agencies, the Marine Resources Office provides the following primary services:

Derelict and Abandoned Vessel Removal
Vessel Pump-Out Services
Anchoring and Mooring Management
Waterway Marker Maintenance

Budgetary Cost Summary	FY 2022 Actual	FY 2023 Actual	FY 2024 Adopted	FY 2024 Amended	FY 2025 Proposed	FY 2025 Change
Personnel Expenditures	204,084	118,491	122,943	122,943	130,535	6.2%
Operating Expenditures	1,493,827	1,283,601	684,523	684,523	644,657	(5.8)%
Capital Outlay Expenditures	508,064	-	385,019	385,019	385,019	-%
Total Budget	**2,205,974**	**1,402,092**	**1,192,485**	**1,192,485**	**1,160,211**	**(2.7)%**

Revenue Sources	FY 2022 Actual	FY 2023 Actual	FY 2024 Adopted	FY 2024 Amended	FY 2025 Proposed	FY 2025 Change
Governmental Fund Type Grants	1,231,023	751,641	-	-	-	-%
Boating Improvement Fund (BIF)	974,951	650,451	1,192,485	1,192,485	1,160,211	(2.7)%
Total Revenue	**2,205,974**	**1,402,092**	**1,192,485**	**1,192,485**	**1,160,211**	**(2.7)%**

Position Summary	FY 2022 Actual	FY 2023 Actual	FY 2024 Adopted	FY 2025 Proposed	FY 2025 Variance
Administrative Support	1.00	1.00	1.00	1.00	-
Total Full-Time FTE	1.00	1.00	1.00	1.00	-
Total FTE	**1.00**	**1.00**	**1.00**	**1.00**	**-**

Planning & Environmental Resources

Planning Refunds

Description and Services Provided

A budget is setup to account for refunds of permit fees.

Budgetary Cost Summary	FY 2022 Actual	FY 2023 Actual	FY 2024 Adopted	FY 2024 Amended	FY 2025 Proposed	FY 2025 Change
Operating Expenditures	20,801	31,058	20,000	20,000	25,000	25.0%
Total Budget	**20,801**	**31,058**	**20,000**	**20,000**	**25,000**	**25.0%**

Revenue Sources	FY 2022 Actual	FY 2023 Actual	FY 2024 Adopted	FY 2024 Amended	FY 2025 Proposed	FY 2025 Change
Unincorporated Svc District - Planning, Building, and Zoning	20,801	31,058	20,000	20,000	25,000	25.0%
Total Revenue	**20,801**	**31,058**	**20,000**	**20,000**	**25,000**	**25.0%**

FY25 Proposed Budget

Code Compliance

Code Compliance

Proposed FY25:

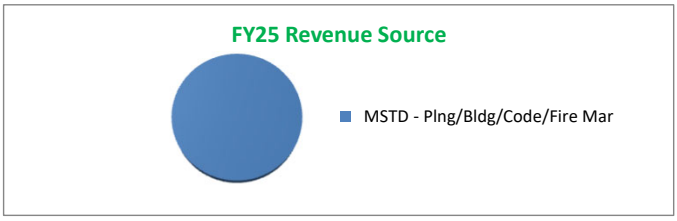

FY25 Revenue Source

Non Ad Valorem

MSTD - Plng/Bldg/Code/Fire Mar	$2,382,925
	$2,382,925

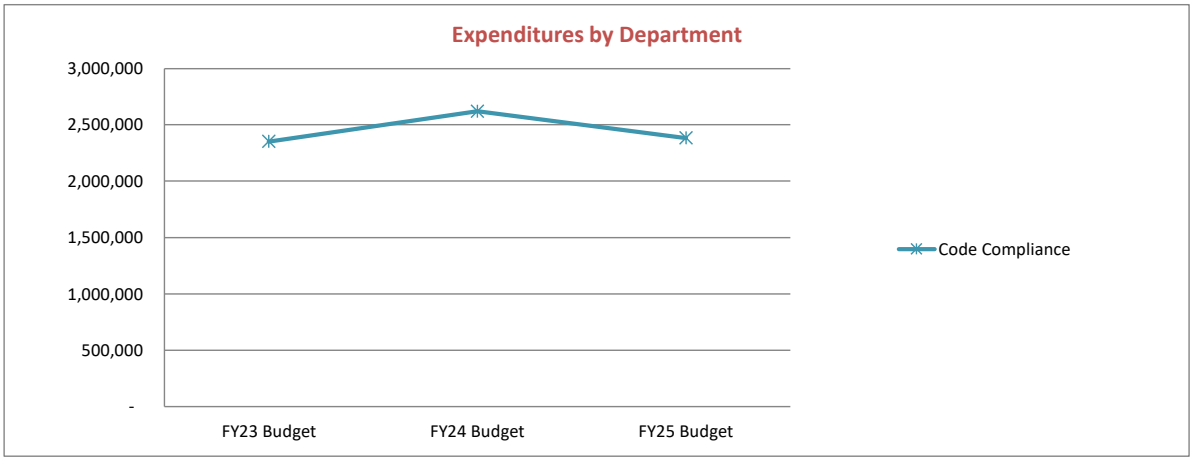

Expenditures by Department

	Adopted FY23 Budget	Adopted FY24 Budget	Proposed FY25 Budget	FY25 Change
Code Compliance	2,352,378	2,620,025	2,382,925	-9.0%
Total	2,352,378	2,620,025	2,382,925	-9.0%

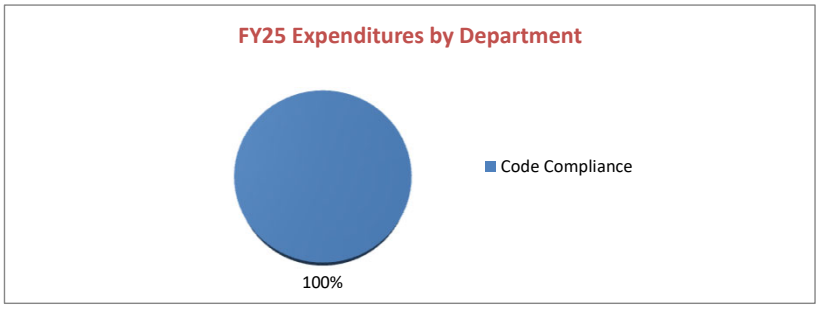

Code Compliance

Budgetary Cost Summary

	Adopted FY23 Budget	Adopted FY24 Budget	Proposed FY25 Budget	FY25 % of Total	FY25 Change
Personnel Expenditures	1,892,842	2,014,748	1,817,914	76.3%	-9.8%
Operating Expenditures	432,756	578,427	565,011	23.7%	-2.3%
Capital Outlay Expenditures	26,780	26,850		0.0%	-100.0%
Total	2,352,378	2,620,025	2,382,925	100%	-9.0%

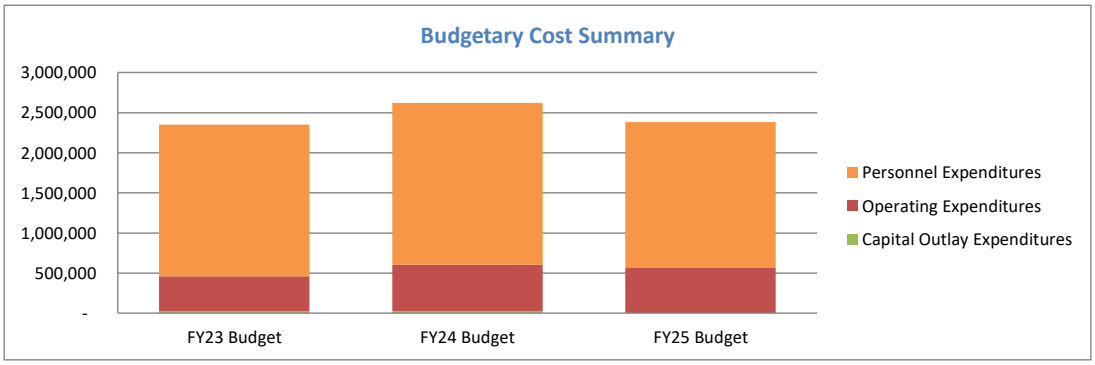

		Adopted FY23 Budget	Adopted FY24 Budget	Proposed FY25 Budget	FY25 Change
FTE History		19.00	19.00	16.00	(3.00)
FY23 Change	No change				
FY24 Change	No changes				
FY25 Proposed Changes	Eliminated 3 FTE				

Code Compliance



Code Compliance

Mission Statement

The mission of the Code Compliance Department is to enhance and sustain the quality of life of citizens and the environment through effective, expeditious, and equitable enforcement and compliance with building, zoning, land development, environmental, and other codes and ordinances that protect public health, life, safety, welfare, and natural resources.

Services Provided

The Code Compliance Department performs field inspections and investigates complaints relating to ordinance violations.

- Prioritizes violations related to unsafe structures, work without permits, land clearing, sewer connections, and vacation rental violations
- Coordinates removal of abandoned vehicles/vessels, trash & debris, maintenance of overgrown lots
- Issues Courtesy Notices for less egregious violations and/or Notices of Violation
- Emphasis is placed on voluntary compliance but will proceed with enforcement measures to achieve compliance
- Provides assistance and information to Special Magistrate and the public regarding Monroe County Code of Ordinances
- Coordinates litigation efforts with the County Attorney's office
- Provides collections of fines/liens
- Coordinates with Real Estate Industry when sales of properties with violations or fines occur

Strategic Goals

Monroe County BOCC Strategic Plan Areas of Concern and Priority-related Actions:

- Quality of Life: Community Character- Illegal Transient Rentals

- Action: Code Compliance will prioritize vacation rental enforcement, dedicate personnel to utilize software to identify illegal vacation rentals, will enhance the educational component of illegal vacation rental enforcement, and work toward encouraging property owners to obtain permits for vacation rentals
- Performance Measure: Proactively identify and cite illegal or unpermitted vacation rental cases to be presented on a monthly basis before the Special Magistrate; attend citizen meetings upon request to discuss VR regulations.
- Target Metric: 25-30 cases per month; attend 100%

- Environment: Conservation- Nearshore Water Quality

- Action: Code Compliance will dedicate personnel to ensure wastewater connection compliance.
- Performance Measure: Assign adequate personnel resources to wastewater connection to ensure compliance
- Target Metric: Completed or Not Completed

- Environment: Conservation- Strengthen Strategic Environment Partnership (i.e.- FL Keys National Marine Sanctuary, Army Corp, etc.)

- Action: Code Compliance will work with Florida Keys Aqueduct Authority (FKAA) and Key Largo Wastewater Treatment District (KLWTD) to ensure properties are connected to central wastewater upon availability
- Performance Measure: Cite all properties referred to the department by the utilities for failing to connect to the central wastewater system.
- Target Metric: 100% of referrals

- Environment: Protection- Enforcement of Regulatory Statutes: local, state, and federal

- Action: Code Compliance will establish an annual meeting between local, state, and federal enforcement agencies operating in Monroe County, to review regulatory changes from each annual legislative session
- Performance Measure: Successful hosting of the annual meeting
- Target Metric: Completed or Not Completed

- Action: Code Compliance will focus on the adjudication of the remaining Irma-related cases for unsafe structures, work without permits, work beyond the scope of permit, and land clearing
- Performance Measure: Schedule cases before the Special Magistrate on a monthly basis.
- Target Metric: 50 cases per month

Department Goals, Actions, and Measures:

- Goal: Strengthen Department Communication, Cohesion, and Direction

- Action: Hold Bi-monthly staff meetings in Marathon focused on department policies, procedures, and current issues as appropriate
- Performance Measure: Held bi-monthly staff meetings
- Target Metric: Five staff meetings

- Action: Update Department SOPs

Code Compliance

- Performance Measure: Assign senior staff to review/revise key departmental SOPs
- Target Metric: Completed or Not Completed

- Action: Recruit two new code inspectors with expertise in complex violations related to land use and environmental regulations
- Performance Measure: Hired
- Target Metric: Completed or Not Completed

Budgetary Cost Summary	FY 2022 Actual	FY 2023 Actual	FY 2024 Adopted	FY 2024 Amended	FY 2025 Proposed	FY 2025 Change
Personnel Expenditures	1,253,793	1,367,885	2,014,748	2,014,748	1,817,914	(9.8)%
Operating Expenditures	418,101	213,477	578,427	578,427	565,011	(2.3)%
Capital Outlay Expenditures	52,920	5,059	26,850	26,850	-	(100.0)%
Total Budget	**1,724,814**	**1,586,422**	**2,620,025**	**2,620,025**	**2,382,925**	**(9.0)%**

Appropriations by Department	FY 2022 Actual	FY 2023 Actual	FY 2024 Adopted	FY 2024 Amended	FY 2025 Proposed	FY 2025 Change
Code Compliance	1,724,814	1,586,422	2,620,025	2,620,025	2,382,925	(9)%
Total Budget	**1,724,814**	**1,586,422**	**2,620,025**	**2,620,025**	**2,382,925**	**(9)%**

Revenue Sources	FY 2022 Actual	FY 2023 Actual	FY 2024 Adopted	FY 2024 Amended	FY 2025 Proposed	FY 2025 Change
Unincorporated Svc District - Planning, Building, and Zoning	1,724,814	1,586,422	2,620,025	2,620,025	2,382,925	(9.0)%
Total Revenue	**1,724,814**	**1,586,422**	**2,620,025**	**2,620,025**	**2,382,925**	**(9.0)%**

Position Summary by Department	FY 2022 Actual	FY 2023 Actual	FY 2024 Adopted	FY 2025 Proposed	FY 2025 Variance
Code Compliance	19.00	19.00	19.00	16.00	(3.00)
Total Full-Time FTE	19.00	19.00	19.00	16.00	(3.00)
Total FTE	**19.00**	**19.00**	**19.00**	**16.00**	**(3.00)**

Code Compliance

Code Compliance

Mission Statement

The mission of the Code Compliance Department is to enhance and sustain the quality of life of citizens and the environment through effective, expeditious, and equitable enforcement and compliance with building, zoning, land development, environmental, and other codes and ordinances that protect public health, life, safety, welfare, and natural resources.

Description and Services Provided

The Code Compliance Department performs field inspections and investigates complaints relating to ordinance violations.

- Prioritizes violations related to unsafe structures, work without permits, land clearing, sewer connections, and vacation rental violations
- Coordinates removal of abandoned vehicles/vessels, trash & debris, maintenance of overgrown lots
- Issues Courtesy Notices for less egregious violations and/or Notices of Violation
- Emphasis is placed on voluntary compliance but will proceed with enforcement measures to achieve compliance
- Provides assistance and information to Special Magistrate and the public regarding Monroe County Code of Ordinances
- Coordinates litigation efforts with the County Attorney's office
- Provides collections of fines/liens
- Coordinates with Real Estate Industry when sales of properties with violations or fines occur

Budgetary Cost Summary	FY 2022 Actual	FY 2023 Actual	FY 2024 Adopted	FY 2024 Amended	FY 2025 Proposed	FY 2025 Change
Personnel Expenditures	1,253,793	1,367,885	2,014,748	2,014,748	1,817,914	(9.8)%
Operating Expenditures	418,101	213,477	578,427	578,427	565,011	(2.3)%
Capital Outlay Expenditures	52,920	5,059	26,850	26,850	-	(100.0)%
Total Budget	**1,724,814**	**1,586,422**	**2,620,025**	**2,620,025**	**2,382,925**	**(9.0)%**

Revenue Sources	FY 2022 Actual	FY 2023 Actual	FY 2024 Adopted	FY 2024 Amended	FY 2025 Proposed	FY 2025 Change
Unincorporated Svc District - Planning, Building, and Zoning	1,724,814	1,586,422	2,620,025	2,620,025	2,382,925	(9.0)%
Total Revenue	**1,724,814**	**1,586,422**	**2,620,025**	**2,620,025**	**2,382,925**	**(9.0)%**

Position Summary	FY 2022 Actual	FY 2023 Actual	FY 2024 Adopted	FY 2025 Proposed	FY 2025 Variance
Administrative Support	4.00	4.00	4.00	4.00	-
Officials & Administrators	2.00	2.00	2.00	2.00	-
Service - Maintenance	11.00	11.00	11.00	9.00	(2.00)
Professionals	2.00	2.00	2.00	1.00	(1.00)
Total Full-Time FTE	19.00	19.00	19.00	16.00	(3.00)
Total FTE	**19.00**	**19.00**	**19.00**	**16.00**	**(3.00)**

FY25 Proposed Budget

Project Management

Project Management

Proposed FY25:

FY25 Revenue Source

General Fund	$2,291,364
Other Ad Valorem	$0
Non Ad Valorem	$1,652,344
Capital Funds	$57,835,940
	$61,779,648

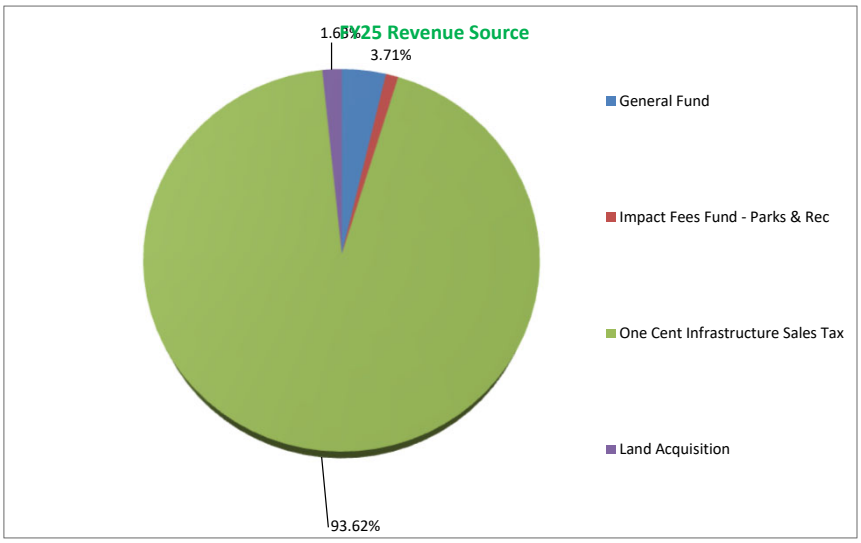

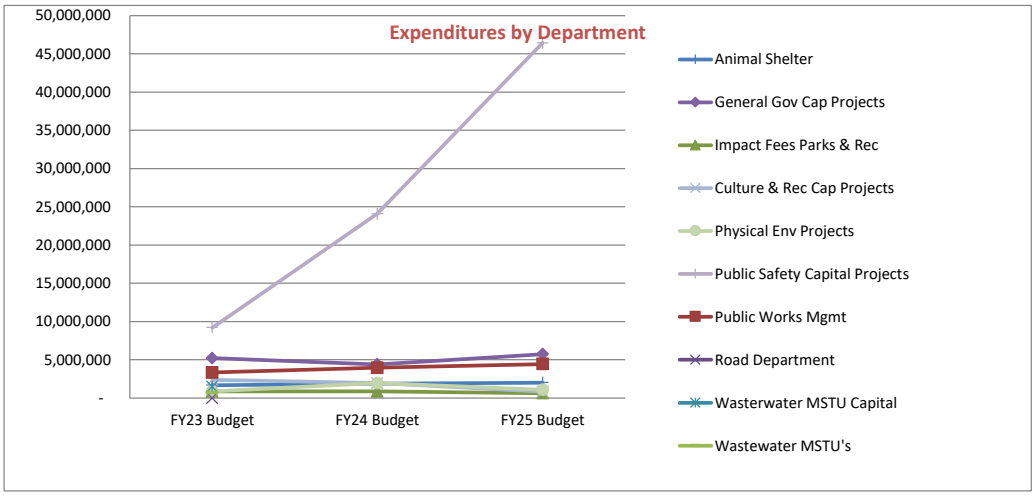

Expenditures by Department

	Adopted FY23 Budget	Adopted FY24 Budget	Proposed FY25 Budget	FY25 Change
Animal Shelter	1,710,280	1,882,237	2,028,653	7.8%
Culture & Rec Cap Projects	2,382,866	1,950,754	840,050	-56.9%
General Gov Cap Projects	5,240,127	4,412,740	5,765,222	30.6%
Impact Fees Parks & Rec	877,229	860,359	647,270	-24.8%
Other Capital Projects	2,013,232	500,000	500,000	0.0%
Physical Env Projects	912,275	1,976,857	1,105,074	-44.1%
Public Safety Capital Projects	9,228,768	24,094,693	46,436,995	92.7%
Public Works Management	3,348,826	3,986,043	4,456,384	11.8%
Wastewater MSTU Capital	1,500,923	-		0.0%
Wastewater MSTU's	721,084	-		0.0%
Total	27,935,610	39,663,683	61,779,648	55.8%

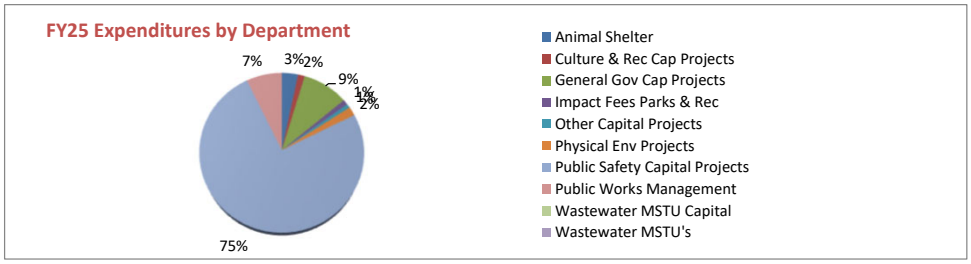

Project Management

Budgetary Cost Summary	Adopted FY23 Budget	Adopted FY24 Budget	Proposed FY25 Budget	FY25 % of Total	FY25 Change
Personnel Expenditures	2,587,542	2,733,702	2,952,013	4.8%	8.0%
Operating Expenditures	16,584,011	9,731,726	6,330,405	10.2%	-35.0%
Capital Outlay Expenditures	8,764,057	27,198,255	52,497,230	85.0%	93.0%
Interfund Transfers	-	-		0.0%	0.0%
Total	27,935,610	39,663,683	61,779,648	100%	55.8%

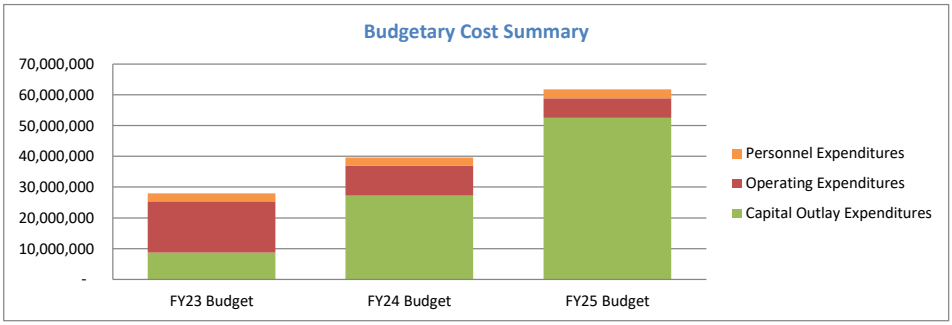

	Adopted FY23 Budget	Adopted FY24 Budget	Proposed FY25 Budget	FY24 Change
FTE History	16.22	16.27	16.90	0.63

FY23 Change	+ 1 FTE: As a result of FTE splits/reallocations moved to Engineering
FY24 Change	Added: As a result of FTE splits/reallocations
FY25 Proposed Changes	Added: 0.63 Professional Public Works

Project Management



Project Management

Mission Statement

The Project Management Department's mission is to provide a standardized approach and successful delivery of capital funded, grant funded and government-mandated projects and programs .

Services Provided

The Project Management Department teams with our internal clients in order to provide the leadership and technical knowledge during the life cycle every project follows conception, development, construction, and operational transition.

The Project Management Department provides our internal clients the information and resources needed to make informed decisions. The services we provide include:
- Capital improvement Construction
- Facility Relocation
- Capital Expansion Construction
- Cost Forecasting
- Scheduling

Strategic Goals

Monroe County BOCC Strategic Plan Areas of Concern and Priority related Actions:

• Quality of Life: Viability- Address Infrastructure concerns related to Climate Change and future storm resiliency

- Action: The Project Management Department will develop a plan to standardize and harden critical facilities back up generation.
- Performance Measure: Complete plan for standardization and hardening of Generators
- Target Metric: Completed or not completed

• Quality of Life: Services to All- Services to Special Needs Populations highlighting Mental Health, Seniors, Drug Dependency/Opioid Crisis, Homelessness, Children/Teens in crisis

- Action: The Project Management Department will assess current implementation status of ADA Master Plan and create multi-year completion calendar.
- Performance Measure: Complete assessment of ADA Master Plan and identify the next three years of projects.
- Target Metric: Completed or not completed

• Environment: Conservation- Reuse/Reduction/Recycling of solid waste

- Action: The Project Management Department will develop a plan to encourage construction site recycling
- Performance Measure: Implement plan for construction site recycling Target
- Metric: Completed or not completed

• Environment: Restoration- Irma Recovery

- Action: The Project Management Department will complete the repair of damage done to County facilities during Hurricane Irma
- Performance Measure: Complete Irma related damage at all County facilities.
- Target Metric: 75%

• Environment: Resiliency- Mitigation plans to help avoid climate change impacts

- Action: The Project Management Department will create mitigation plans to help avoid climate change impacts
- Performance Measure: Complete mitigation plan for County Projects to prevent damage to exposed mechanical systems and prevent wind driven rain intrusion.
- Target Metric: Completed or not completed

• Economy: Infrastructure- Quality of the Keys Experience- Upkeep of our attractions including Environment, Historical Sites and Beautification

- Action: The Project Management Department will complete the final phase of the drainage project at East Martello
- Performance Measure: Complete East Martello drainage project
- Target Metric: Completed or not completed

Department Goals, Actions and Measures:

• Goal: Increase the capacity for Emergency response among the Project Management Staff

Project Management

- Action: All Staff will certify in 100, 200, 700 & 800 ICS level
- Performance Measure: All staff certifications completed.
- Target Metric: Completed or not completed

- Action: All Staff will receive an assigned responsibility in case of a county-wide emergency
- Performance Measure: All staff know assignments during county-wide emergencies
- Target Metric: Completed or not completed

• Goal: Ensure continuity of operations, efficient processes and reduction in missed funding opportunities

- Action: Create an administrative alert system and calendar for essential Project Management department functions
- Performance Measure: Department emergency alert system and calendar in place
- Target Metric: Completed or not completed

• Goal: Create an archive for the purposes of records retention and storage

- Action: Create plan for digitization and migration of records utilizing state-mandated “naming nomenclature”
- Performance Measure: Detailed and implementable plan for digitization and migration of Department records
- Target Metric: Completed or not completed

Budgetary Cost Summary	FY 2022 Actual	FY 2023 Actual	FY 2024 Adopted	FY 2024 Amended	FY 2025 Proposed	FY 2025 Change
Personnel Expenditures	2,161,905	2,295,212	2,733,702	2,733,702	2,952,013	8.0%
Operating Expenditures	11,286,660	8,426,062	9,731,726	9,731,726	11,835,605	21.6%
Capital Outlay Expenditures	1,819,796	821,616	27,198,255	27,198,255	47,847,230	75.9%
Total Budget	**15,268,361**	**11,542,890**	**39,663,683**	**39,663,683**	**62,634,848**	**57.9%**

Appropriations by Department	FY 2022 Actual	FY 2023 Actual	FY 2024 Adopted	FY 2024 Amended	FY 2025 Proposed	FY 2025 Change
Animal Shelters	1,754,353	1,670,593	1,882,237	1,882,237	2,028,653	8%
County Engineering Capital	56,452	-	-	-	-	-%
Culture & Recreation Capital Projects	2,235,466	1,363,401	1,950,754	1,950,754	840,050	(57)%
Economic Environment Capital Projects	-	-	-	-	2,303,000	-%
General Gov Cap Projects	3,084,457	4,430,754	4,412,740	4,412,740	1,895,472	(57)%
Impact Fees Parks & Recreation	31,877	7,149	860,359	860,359	647,270	(25)%
Other Capital Projects	-	-	500,000	500,000	2,921,950	484%
Physical Environment Projects	480,705	473,907	1,976,857	1,976,857	1,105,074	(44)%
Public Safety Capital Projects	4,271,215	660,538	24,094,693	24,094,693	46,436,995	93%
Public Works Management	2,499,935	2,936,548	3,986,043	3,986,043	4,456,384	12%
Wastewater MSTU Capital	847,358	-	-	-	-	-%
Wastewater MSTUs	6,542	-	-	-	-	-%
Total Budget	**15,268,361**	**11,542,890**	**39,663,683**	**39,663,683**	**62,634,848**	**58%**

Project Management

Revenue Sources	FY 2022 Actual	FY 2023 Actual	FY 2024 Adopted	FY 2024 Amended	FY 2025 Proposed	FY 2025 Change
General Fund	1,845,898	1,746,325	2,148,335	2,148,335	2,291,364	6.7%
Governmental Fund Type Grants	113,338	780,770	-	-	-	-%
Impact Fees Fund - Parks & Recreation	31,877	7,149	860,359	860,359	647,270	(24.8)%
Stock Island Wastewater MSTU	3,565	-	-	-	-	-%
Long Key, Layton Municipal Service Taxing Unit	1,218	-	-	-	-	-%
Duck Key Municipal Service Taxing Unit	1,759	-	-	-	-	-%
One Cent Infrastructure Surtax	7,902,187	8,628,741	34,718,132	34,718,132	58,691,140	69.1%
Big Coppitt Waste Water Project	701,736	-	-	-	-	-%
Duck Key Waste Water Project	350	-	-	-	-	-%
Cudjoe Regional WW Project	145,273	-	-	-	-	-%
Infrastructure Revenue Bonds Series 2014	4,174,952	-	-	-	-	-%
Land Acquisition	346,208	379,905	1,936,857	1,936,857	1,005,074	(48.1)%
Total Revenue	**15,268,361**	**11,542,890**	**39,663,683**	**39,663,683**	**62,634,848**	**57.9%**

Position Summary by Department	FY 2022 Actual	FY 2023 Actual	FY 2024 Adopted	FY 2025 Proposed	FY 2025 Variance
Public Works Management	16.32	15.32	16.27	16.90	0.63
Wastewater MSTU Capital	0.91	0.91	-	-	-
Total Full-Time FTE	17.22	16.22	16.27	16.90	0.63
Total FTE	**17.22**	**16.22**	**16.27**	**16.90**	**0.63**

Project Management

Public Works Management

Description and Services Provided

Public Works Management provides public services through various department functions such as Facilities Maintenance, Engineering services, Project Management services, Solid Waste Management, and wastewater.

Budgetary Cost Summary	FY 2022 Actual	FY 2023 Actual	FY 2024 Adopted	FY 2024 Amended	FY 2025 Proposed	FY 2025 Change
Personnel Expenditures	2,044,252	2,287,480	2,733,702	2,733,702	2,952,013	8.0%
Operating Expenditures	448,609	641,327	1,252,341	1,252,341	1,326,726	5.9%
Capital Outlay Expenditures	7,074	7,741	-	-	177,645	-%
Total Budget	**2,499,935**	**2,936,548**	**3,986,043**	**3,986,043**	**4,456,384**	**11.8%**

Revenue Sources	FY 2022 Actual	FY 2023 Actual	FY 2024 Adopted	FY 2024 Amended	FY 2025 Proposed	FY 2025 Change
General Fund	91,546	75,732	266,098	266,098	262,711	(1.3)%
Governmental Fund Type Grants	55,328	104,418	-	-	-	-%
One Cent Infrastructure Surtax	2,353,062	2,756,399	3,719,945	3,719,945	4,193,673	12.7%
Total Revenue	**2,499,935**	**2,936,548**	**3,986,043**	**3,986,043**	**4,456,384**	**11.8%**

Position Summary	FY 2022 Actual	FY 2023 Actual	FY 2024 Adopted	FY 2025 Proposed	FY 2025 Variance
Administrative Support	2.58	5.73	5.85	5.85	-
Officials & Administrators	4.19	4.19	4.32	4.32	-
Technicians	0.30	0.30	1.00	1.00	-
Professionals	9.25	5.10	5.10	5.73	0.63
Total Full-Time FTE	16.32	15.32	16.27	16.90	0.63
Total FTE	**16.32**	**15.32**	**16.27**	**16.90**	**0.63**

Project Management

Animal Shelters

Description and Services Provided

Animal care, receiving surrendered and abandoned pets, return of lost pets, pet adoptions, animal law enforcement, education, licensing, and low-cost spay and neuter programs.

Budgetary Cost Summary	FY 2022 Actual	FY 2023 Actual	FY 2024 Adopted	FY 2024 Amended	FY 2025 Proposed	FY 2025 Change
Operating Expenditures	1,754,353	1,670,593	1,882,237	1,882,237	2,028,653	7.8%
Total Budget	**1,754,353**	**1,670,593**	**1,882,237**	**1,882,237**	**2,028,653**	**7.8%**

Revenue Sources	FY 2022 Actual	FY 2023 Actual	FY 2024 Adopted	FY 2024 Amended	FY 2025 Proposed	FY 2025 Change
General Fund	1,754,353	1,670,593	1,882,237	1,882,237	2,028,653	7.8%
Total Revenue	**1,754,353**	**1,670,593**	**1,882,237**	**1,882,237**	**2,028,653**	**7.8%**

Project Management

Physical Environment Projects

Description and Services Provided

Projects in this category include Wastewater, canals and land acquisition. Capital infrastructure projects of which have a life expectancy in excess of five years.

Budgetary Cost Summary	FY 2022 Actual	FY 2023 Actual	FY 2024 Adopted	FY 2024 Amended	FY 2025 Proposed	FY 2025 Change
Operating Expenditures	335,773	113,763	48,647	48,647	100,000	105.6%
Capital Outlay Expenditures	144,932	360,144	1,928,210	1,928,210	1,005,074	(47.9)%
Total Budget	**480,705**	**473,907**	**1,976,857**	**1,976,857**	**1,105,074**	**(44.1)%**

Revenue Sources	FY 2022 Actual	FY 2023 Actual	FY 2024 Adopted	FY 2024 Amended	FY 2025 Proposed	FY 2025 Change
One Cent Infrastructure Surtax	134,497	94,002	40,000	40,000	100,000	150.0%
Land Acquisition	346,208	379,905	1,936,857	1,936,857	1,005,074	(48.1)%
Total Revenue	**480,705**	**473,907**	**1,976,857**	**1,976,857**	**1,105,074**	**(44.1)%**

Project Management
General Gov Cap Projects

Description and Services Provided

Services provided by the legislative and administrative branches of local government for the benefit of the public and the governmental body as a whole. Projects in this category include courthouses and administrative offices. Capital infrastructure projects of which have a life expectancy in excess of five years.

Major Variances

The completion of approved projects from the previous budgets is a major priority this year. The Public Defender/Simonton Property project has begun work and will continue work into the fiscal year 2025. Additional projects are expected to begin in the fiscal year 2025.

Budgetary Cost Summary	FY 2022 Actual	FY 2023 Actual	FY 2024 Adopted	FY 2024 Amended	FY 2025 Proposed	FY 2025 Change
Personnel Expenditures	1,559	7,732	-	-	-	-%
Operating Expenditures	1,465,629	4,423,022	2,297,388	2,297,388	1,327,956	(42.2)%
Capital Outlay Expenditures	1,617,269	-	2,115,352	2,115,352	567,516	(73.2)%
Total Budget	**3,084,457**	**4,430,754**	**4,412,740**	**4,412,740**	**1,895,472**	**(57.0)%**

Revenue Sources	FY 2022 Actual	FY 2023 Actual	FY 2024 Adopted	FY 2024 Amended	FY 2025 Proposed	FY 2025 Change
Governmental Fund Type Grants	1,559	676,352	-	-	-	-%
One Cent Infrastructure Surtax	3,082,898	3,754,402	4,412,740	4,412,740	1,895,472	(57.0)%
Total Revenue	**3,084,457**	**4,430,754**	**4,412,740**	**4,412,740**	**1,895,472**	**(57.0)%**

Project Management

Culture & Recreation Capital Projects

Description and Services Provided

Quality of life, capital infrastructure park and beaches projects that have a life expectancy in excess of five years.

Budgetary Cost Summary	FY 2022 Actual	FY 2023 Actual	FY 2024 Adopted	FY 2024 Amended	FY 2025 Proposed	FY 2025 Change
Operating Expenditures	2,235,466	909,670	1,950,754	1,950,754	720,050	(63.1)%
Capital Outlay Expenditures	-	453,731	-	-	120,000	-%
Total Budget	**2,235,466**	**1,363,401**	**1,950,754**	**1,950,754**	**840,050**	**(56.9)%**

Revenue Sources	FY 2022 Actual	FY 2023 Actual	FY 2024 Adopted	FY 2024 Amended	FY 2025 Proposed	FY 2025 Change
One Cent Infrastructure Surtax	2,235,466	1,363,401	1,950,754	1,950,754	840,050	(56.9)%
Total Revenue	**2,235,466**	**1,363,401**	**1,950,754**	**1,950,754**	**840,050**	**(56.9)%**

Project Management

Economic Environment Capital Projects

Budgetary Cost Summary	FY 2022 Actual	FY 2023 Actual	FY 2024 Adopted	FY 2024 Amended	FY 2025 Proposed	FY 2025 Change
Operating Expenditures	-	-	-	-	2,303,000	-%
Total Budget	**-**	**-**	**-**	**-**	**2,303,000**	**-%**

Revenue Sources	FY 2022 Actual	FY 2023 Actual	FY 2024 Adopted	FY 2024 Amended	FY 2025 Proposed	FY 2025 Change
One Cent Infrastructure Surtax	-	-	-	-	2,303,000	-%
Total Revenue	**-**	**-**	**-**	**-**	**2,303,000**	**-%**

Project Management

Public Safety Capital Projects

Description and Services Provided

Projects in this category include fire/ambulance stations, Emergency Operations Center (EOC) and detention facilities. Projects must have a life expectancy in excess of five years.

Major Variances

Fund 304 includes the purchase of (3) Trauma Star Air Ambulances, Hydrants for District 1, and funding for a new Sugarloaf fire station. The Plantation Key Jail and Courthouse was completed in the Fiscal Year 2023, and Fund 314 was closed.

Budgetary Cost Summary	FY 2022 Actual	FY 2023 Actual	FY 2024 Adopted	FY 2024 Amended	FY 2025 Proposed	FY 2025 Change
Operating Expenditures	4,220,694	660,538	940,000	940,000	460,000	(51.1)%
Capital Outlay Expenditures	50,521	-	23,154,693	23,154,693	45,976,995	98.6%
Total Budget	**4,271,215**	**660,538**	**24,094,693**	**24,094,693**	**46,436,995**	**92.7%**

Revenue Sources	FY 2022 Actual	FY 2023 Actual	FY 2024 Adopted	FY 2024 Amended	FY 2025 Proposed	FY 2025 Change
One Cent Infrastructure Surtax	96,264	660,538	24,094,693	24,094,693	46,436,995	92.7%
Infrastructure Revenue Bonds Series 2014	4,174,952	-	-	-	-	-%
Total Revenue	**4,271,215**	**660,538**	**24,094,693**	**24,094,693**	**46,436,995**	**92.7%**

Project Management

Other Capital Projects

Budgetary Cost Summary	FY 2022 Actual	FY 2023 Actual	FY 2024 Adopted	FY 2024 Amended	FY 2025 Proposed	FY 2025 Change
Operating Expenditures	-	-	500,000	500,000	2,921,950	484.4%
Total Budget	**-**	**-**	**500,000**	**500,000**	**2,921,950**	**484.4%**

Revenue Sources	FY 2022 Actual	FY 2023 Actual	FY 2024 Adopted	FY 2024 Amended	FY 2025 Proposed	FY 2025 Change
One Cent Infrastructure Surtax	-	-	500,000	500,000	2,921,950	484.4%
Total Revenue	**-**	**-**	**500,000**	**500,000**	**2,921,950**	**484.4%**

Project Management

Impact Fees Parks & Recreation

Description and Services Provided

Funds are used exclusively for the capital expansion of the county's community park facilities. Funds must be expended in the sub-district from which they are collected. Expenditures must be consistent with the capital improvements plan of the comprehensive plan. The expenditure of such funds requires the approval of the Board of County Commissioners.

Major Variances

Budgets are adjusted to reflect available funding. Impact Fees Parks & Recreation Fund 131 district budgets are listed in the Capital Improvement Plans.

Budgetary Cost Summary	FY 2022 Actual	FY 2023 Actual	FY 2024 Adopted	FY 2024 Amended	FY 2025 Proposed	FY 2025 Change
Operating Expenditures	31,877	7,149	860,359	860,359	647,270	(24.8)%
Total Budget	**31,877**	**7,149**	**860,359**	**860,359**	**647,270**	**(24.8)%**

Revenue Sources	FY 2022 Actual	FY 2023 Actual	FY 2024 Adopted	FY 2024 Amended	FY 2025 Proposed	FY 2025 Change
Impact Fees Fund - Parks & Recreation	31,877	7,149	860,359	860,359	647,270	(24.8)%
Total Revenue	**31,877**	**7,149**	**860,359**	**860,359**	**647,270**	**(24.8)%**

Project Management
Wastewater MSTUs

Description and Services Provided

Engineering/Administrative work for district waste water projects.

Big Coppitt WW MSTU District: Fund was closed in FY2023.

Key Largo WW MSTU District: Fund was closed in FY2023.

Stock Island WW MSTU: Fund was closed in FY2023.

Big Pine WW MSTU: Fund was closed in FY2023.

Long Key-Layton WW MSTU: Fund was closed in FY2023.

Conch Key WW MSTU: Fund was closed in FY2023.

Major Variances

Any residual - special assessment fees will be added to Fund 304.

Budgetary Cost Summary	FY 2022 Actual	FY 2023 Actual	FY 2024 Adopted	FY 2024 Amended	FY 2025 Proposed	FY 2025 Change
Operating Expenditures	6,542	-	-	-	-	-%
Total Budget	**6,542**	**-**	**-**	**-**	**-**	**-%**

Revenue Sources	FY 2022 Actual	FY 2023 Actual	FY 2024 Adopted	FY 2024 Amended	FY 2025 Proposed	FY 2025 Change
Stock Island Wastewater MSTU	3,565	-	-	-	-	-%
Long Key, Layton Municipal Service Taxing Unit	1,218	-	-	-	-	-%
Duck Key Municipal Service Taxing Unit	1,759	-	-	-	-	-%
Total Revenue	**6,542**	**-**	**-**	**-**	**-**	**-%**

Project Management
Wastewater MSTU Capital

Description and Services Provided

Engineering/Administrative work for district waste water projects.

Big Coppitt WW MSTU: Fund was closed in FY2023.

Summerland/Cudjoe-Sugarloaf WW MSTU: Fund was closed in FY2023.

Duck Key WW MSTU: All remaining debt service payments will be made from Fund 304.

Budgetary Cost Summary	FY 2022 Actual	FY 2023 Actual	FY 2024 Adopted	FY 2024 Amended	FY 2025 Proposed	FY 2025 Change
Personnel Expenditures	116,094	-	-	-	-	-%
Operating Expenditures	731,264	-	-	-	-	-%
Total Budget	**847,358**	**-**	**-**	**-**	**-**	**-%**

Revenue Sources	FY 2022 Actual	FY 2023 Actual	FY 2024 Adopted	FY 2024 Amended	FY 2025 Proposed	FY 2025 Change
Big Coppitt Waste Water Project	701,736	-	-	-	-	-%
Duck Key Waste Water Project	350	-	-	-	-	-%
Cudjoe Regional WW Project	145,273	-	-	-	-	-%
Total Revenue	**847,358**	**-**	**-**	**-**	**-**	**-%**

Position Summary	FY 2022 Actual	FY 2023 Actual	FY 2024 Adopted	FY 2025 Proposed	FY 2025 Variance
Administrative Support	0.13	0.13	-	-	-
Officials & Administrators	0.08	0.08	-	-	-
Technicians	0.70	0.70	-	-	-
Total Full-Time FTE	0.91	0.91	-	-	-
Total FTE	**0.91**	**0.91**	**-**	**-**	**-**

FY25 Proposed Budget

Facilities Maintenance

Facilities Maintenance

Proposed FY25:

FY25 Revenue Source

General Fund	$13,323,893
	$13,323,893

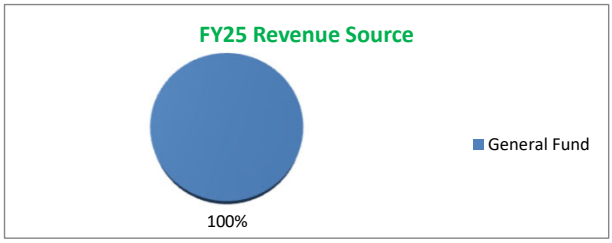

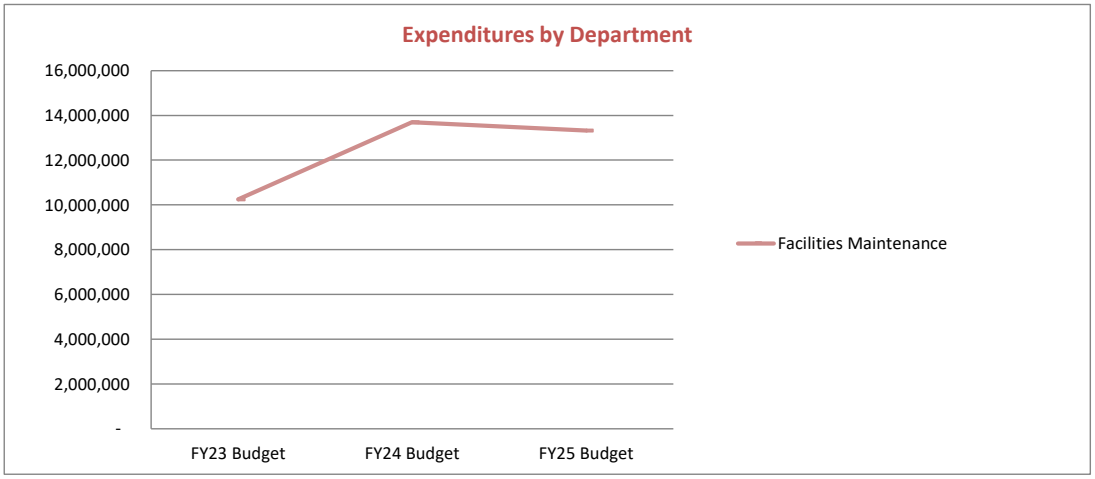

Expenditures by Department

Facilities Maintenance
Total

Adopted FY23 Budget	Adopted FY24 Budget	Proposed FY25 Budget	FY25 Change
10,249,675	13,693,808	13,323,893	-2.7%
10,249,675	13,693,808	13,323,893	-2.7%

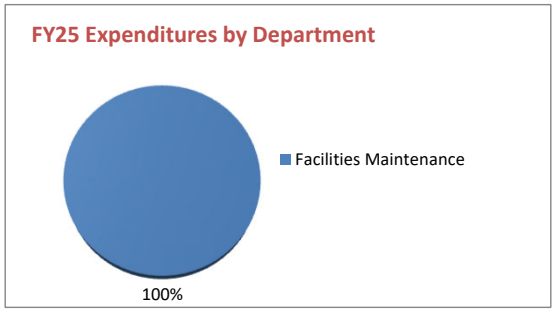

Facilities Maintenance

Budgetary Cost Summary

	Adopted FY23 Budget	Adopted FY24 Budget	Proposed FY25 Budget	FY25 % of Total	FY25 Change
Personnel Expenditures	4,048,578	4,547,365	4,850,904	36.4%	6.7%
Operating Expenditures	6,107,781	8,344,342	8,235,989	61.8%	-1.3%
Capital Outlay Expenditures	93,316	802,101	237,000	1.8%	-70.5%
Total	10,249,675	13,693,808	13,323,893	100%	-2.7%

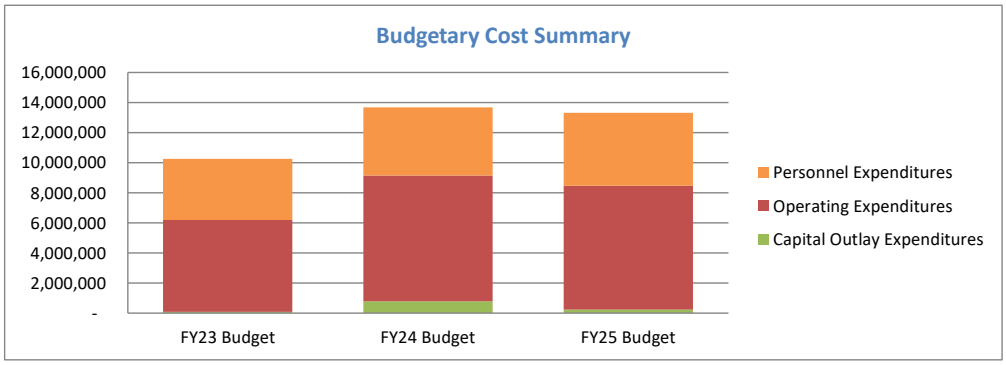

		Adopted FY23 Budget	Adopted FY24 Budget	Proposed FY25 Budget	FY25 Change
FTE History		51.15	54.15	55.15	1.00
FY23 Change	+ 2.65 FTE's - As a result of FTE splits/reallocations				
FY24 Change	Added: + 2 FTE's - Maintenance Worker 2 + 1 FTE - Maintenance Worker 3				
FY25 Proposed Changes	Added: +1 FTE Service Maintenance				

Facilities Maintenance



Facilities Maintenance

Mission Statement

The mission of the Facilities Maintenance Department is to maintain all county buildings and grounds constitutional offices at the highest level of quality and in the most efficient manner to provide employees, citizens, and visitors with clean, safe, and comfortable facilities.

Services Provided

The Facilities Maintenance Department maintains all of Monroe County's existing buildings. In addition to in-house maintenance, Facilities also solicits requests for qualifications, proposals, and solicitations for work from outside vendors. Facilities act as an owner's representative for key stakeholders, and track and monitor scope, schedule, and cost while maintaining a budget.

Strategic Goals

Monroe County BOCC Strategic Plan Areas of Concern and Priority-related Actions:

• Economy: Infrastructure- Quality of the Keys Experience- Upkeep our attractions including Environment, Historical Sites, and Beautification

- Action: The Facilities Maintenance Department will initiate a Park, Beach, and Boat Ramp Informational Signage Project (i.e.- static signage, interactive information kiosks, integration with the County's mobile app) in collaboration with Project Management, Sustainability, Environmental Resources, Extension Services, PIO and others as appropriate to improve the quality of our facilities and our resident and visitors' experience.
- Performance Measure: Collaborated with appropriate departments to create a plan of action and request necessary funding.
- Target Metric: Completed or Not Completed

Department Goals, Actions, and Measures:

• Goal: Increased organizational efficiency through the selection and implementation of a consolidated work order system

- Action: PHASE1: Collaborate with appropriate departments on selection of new consolidated work order system
- Performance Measure: Collaborated with appropriate departments to choose an effective cross-departmental work order system
- Target Metric: Completed or Not Completed

• Goal: Become proactive in preventative maintenance to reduce emergency/unforeseen repairs that result in increased costs and strain on resources

- Action: Create a proposal for the creation of a Preventative Maintenance Team for each geographical area (Upper, Middle, Lower) generally comprised of 4-5 staff (Bi-lingual PM Clerk, plumber, electrician, carpenter and AC tech) and seek funding.
- Performance Measure: Proposal presenting and funding requested
- Target Metric: Completed or Not Completed

• Goal: Improve Workforce Recruitment

- Action: Support and Implementation of Evergreen recommendations as appropriate and identified by Employee Services
- Performance Measure: Implement as recommendations as appropriate and available.
- Target Metric: Completed or Not Completed

- Action: Increased participation in local job fairs
- Performance Measure: Participate in all library-hosted job fairs
- Target Metric: 100%

• Goal: Improve Workforce Retention

- Action: Tuition Reimbursement for skills that will provide benefit to the department and County including Journeyman 1 and English as a Second Language courses
- Performance Measure: Support all reimbursements requests that support the department and County objectives
- Target Metric: 100%

Facilities Maintenance

Budgetary Cost Summary	FY 2022 Actual	FY 2023 Actual	FY 2024 Adopted	FY 2024 Amended	FY 2025 Proposed	FY 2025 Change
Personnel Expenditures	3,832,816	4,387,840	4,547,365	4,547,365	4,850,904	6.7%
Operating Expenditures	5,420,102	4,921,834	8,344,342	8,344,342	8,235,989	(1.3)%
Capital Outlay Expenditures	51,867	143,787	802,101	802,101	237,000	(70.5)%
Total Budget	**9,304,785**	**9,453,460**	**13,693,808**	**13,693,808**	**13,323,893**	**(2.7)%**

Appropriations by Department	FY 2022 Actual	FY 2023 Actual	FY 2024 Adopted	FY 2024 Amended	FY 2025 Proposed	FY 2025 Change
Facilities Maintenance	9,304,785	9,453,460	13,693,808	13,693,808	13,323,893	(3)%
Total Budget	**9,304,785**	**9,453,460**	**13,693,808**	**13,693,808**	**13,323,893**	**(3)%**

Revenue Sources	FY 2022 Actual	FY 2023 Actual	FY 2024 Adopted	FY 2024 Amended	FY 2025 Proposed	FY 2025 Change
General Fund	9,304,785	9,453,460	13,693,808	13,693,808	13,323,893	(2.7)%
Total Revenue	**9,304,785**	**9,453,460**	**13,693,808**	**13,693,808**	**13,323,893**	**(2.7)%**

Position Summary by Department	FY 2022 Actual	FY 2023 Actual	FY 2024 Adopted	FY 2025 Proposed	FY 2025 Variance
Facilities Maintenance	48.50	51.15	54.15	55.15	1.00
Total Full-Time FTE	48.50	51.15	54.15	55.15	1.00
Total FTE	**48.50**	**51.15**	**54.15**	**55.15**	**1.00**

Facilities Maintenance

Facilities Maintenance

Mission Statement

The mission of Facilities Maintenance Department is to maintain all county buildings, grounds constitutional offices, parks and beaches at the highest level of quality and in the most efficient manner to provide employees, citizens, and visitors with clean, safe and comfortable facilities.

Description and Services Provided

The Facilities Maintenance Department maintains all of Monroe County's existing buildings. In addition to in-house maintenance, Facilities also solicits requests for qualifications, proposals, and solicitations for work from outside vendors. Facilities act as an owner's representative for key stakeholders, and track and monitor scope, schedule, and cost while maintaining a budget.

Major Variances

20501- Facilities:

Contractual Services: All existing contracts receive between 3% and 6.5% CPIU increases depending on the terms of the contract. Several contracts fixed cost and additional services for repairs have been increased to accommodate additional buildings and services. The landscaping Contract will be going back out to bid on Demand Star and we anticipate it will be approx. $296,000 annually. We have 4 HVAC contracts going back out to bid in the next few months, thus we anticipate increased costs. There is an increase to monitoring and maintenance of the Siemens Sole Source Contract that had 4 buildings added in March 2024, however the retrofit funds to incorporate new buildings that we asked for last year as part of the contract, are being asked for as a capital expense this year. Our total increase is $118,398.00 from FY24.

Utilities: The FY24 Budget is $2,098,463.00. In FY23 we spent 1,989,609.22 in utilities. Utilities for the new EOC are still under the contractor at this time, but we should be taking them over in May. The new Public Defender Office in Key West opened in February 2024 and we are utilizing the old PK courthouse as a community center now. Also the new BPK Community Center picked up on its usage in FY24. In light of all of these increased expenses we are asking for a 5% increase ($104,834) to FY24 budget for a total of $2,201,500.00.

Operating Supplies: Due to inflation in the cost of materials and supplies, and the increased janitorial and preventative maintenance demands (such as air filters) for the new buildings that came online in FY24, we are asking for a $43,000 increase to FY24 budget for a total of $258,000.

Repair and Maintenance (non building): Due to inflation in the cost of materials we are asking for an increase from FY24 for a total of $78,000.

Repair and Maintenance (Building): Due to inflation in the cost of materials and contractors and considering the upkeep of new buildings, we are asking for a $80,000 increase from FY24 for a total of $580,000.

Communications: As more buildings are increasing and upgrading their Wifi connectivity, communications costs have gone up. We are asking for an increase of $5,500 to FY24 budget for a total of $23,500.

Airport Rentals: The airport is projecting a 5% CPI for FY25. Also our rental square footage footprint has changed and SF reallocated between departments in Marathon. The increase from FY24 is $9,173.11 for a total of $80,521.11.

Diesel: In FY23 we spent $17,180.00. Only $9,000 was awarded for FY24. We are on track to spend more than double that. Diesel prices are increasing and new Generators are coming online this year. Thus we are asking to increase our budget by $15,000 to a new total of $22,000.

Overtime: There are several factors for this- we are still shorthanded due to the split from Parks & Beaches, there are several jobs, such as monthly pest control, fire alarm testing and pressure washing that cannot be done during working hours at our buildings, and many of our bigger jobs such as build outs need to be worked on daily (including weekends) to meet completion deadlines. Additionally all 3 Government Centers continue to increase their after hours meeting/ community theater rentals requiring staff to be onsite.

Below is a list of all CIP requests we have turned in for FY25. The top 9 are our absolute urgent needs that our department can realistically get accomplished in FY25 and the remainder are just as important but can be deferred to FY26 if necessary.

*Spalling Repair and Exterior Painting of Marathon Professional Bldg. - $74,000.
*Transfer Switch Upgrades for several Generators County Wide - $370,000.
*Replace Generator at Medical Examiner's Office - $193,000.
*Siemens Retrofit for Medical Examiner's Office - $169,000.
*Spalling and Railing replacement for Ellis Building – $97,000.
*Replace Roof at PK Garage - $92,000.
*Replace 3 Daikin AC Compressors at Medical Examiner Office - $82,000.
*Spalling Repairs and Exterior Painting at Harvey Govt Center – $170,000.
*Lester Building Exterior Painting - $149,000.
Repave Parking Lot and Drive Thru Harvey Govt Center - $219,000.
Replace Ductwork & Air Flow Balance at Lester Building - $176,000.
Spalling Repair and Exterior Painting of 63rd St Annex - $72,000.

Facilities Maintenance

Ruth Ivins Exterior Painting - $45,000.
Replace Carpet Lester Building 3rd Floor - $38,000.
Murray Nelson Building Exterior Painting - $200,000.
Jackson Square- Landscaping - $103,000.
Landscaping at Harvey Govt Center- $70,000.
Harvey Govt Center – Historic Exterior Lighting Repairs & LED upgrades - $215,000.
Stock Island Fire Station #8 Exterior Painting & Mural Touch Up - $125,000.
Freeman Justice Center Phase 2 Carpet Replacement - $144,000.
Magnolia Public Works Complex Exterior Painting - $120,000.
Tavernier Fire Station #22 Exterior Painting - $120,000.
Murray Nelson Replace Flooring- $150,000.
LED Lighting Upgrades at Conch Key Fire Station - $35,000.
LED Lighting Upgrade at Joe London Fire Training - $23,000.
Exterior Painting at Marathon Courthouse - $50,000.
Replace siding and wall repairs to Marathon Carpenter Shop - $45,000.
LED lighting upgrades to multiple locations in Lower Keys- $140,000.
Demolition of Big Pine Road Prison - $128,000.
Paint Exterior of Marathon Clerk of Courts - $45,000.
Paint Exterior of Conch Key Fire Station - $75,000.

Budgetary Cost Summary	FY 2022 Actual	FY 2023 Actual	FY 2024 Adopted	FY 2024 Amended	FY 2025 Proposed	FY 2025 Change
Personnel Expenditures	3,832,816	4,387,840	4,547,365	4,547,365	4,850,904	6.7%
Operating Expenditures	5,420,102	4,921,834	8,344,342	8,344,342	8,235,989	(1.3)%
Capital Outlay Expenditures	51,867	143,787	802,101	802,101	237,000	(70.5)%
Total Budget	**9,304,785**	**9,453,460**	**13,693,808**	**13,693,808**	**13,323,893**	**(2.7)%**

Revenue Sources	FY 2022 Actual	FY 2023 Actual	FY 2024 Adopted	FY 2024 Amended	FY 2025 Proposed	FY 2025 Change
General Fund	9,304,785	9,453,460	13,693,808	13,693,808	13,323,893	(2.7)%
Total Revenue	**9,304,785**	**9,453,460**	**13,693,808**	**13,693,808**	**13,323,893**	**(2.7)%**

Position Summary	FY 2022 Actual	FY 2023 Actual	FY 2024 Adopted	FY 2025 Proposed	FY 2025 Variance
Administrative Support	12.15	15.15	14.15	14.15	-
Officials & Administrators	1.85	2.00	2.00	2.00	-
Skilled Craft Workers	27.50	27.00	30.00	30.00	-
Service Maintenance	6.00	6.00	7.00	8.00	1.00
Professionals	1.00	1.00	1.00	1.00	-
Total Full-Time FTE	48.50	51.15	54.15	55.15	1.00
Total FTE	**48.50**	**51.15**	**54.15**	**55.15**	**1.00**

FY25 Proposed Budget

Engineering Services & Roads

Engineering Service/Roads

Proposed FY25:

FY25 Revenue Source

Road and Bridge Fund - Gas Tax	$9,674,640
Impact Fees Fund - Roadway	$598,515
One Cent Infrastructure Sales Tax	$12,852,101
Card Sound Bridge	$7,852,460
	$30,977,716

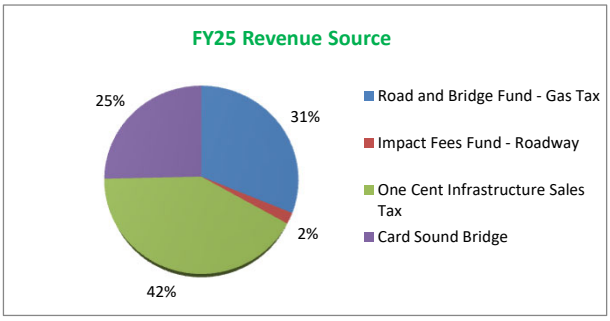

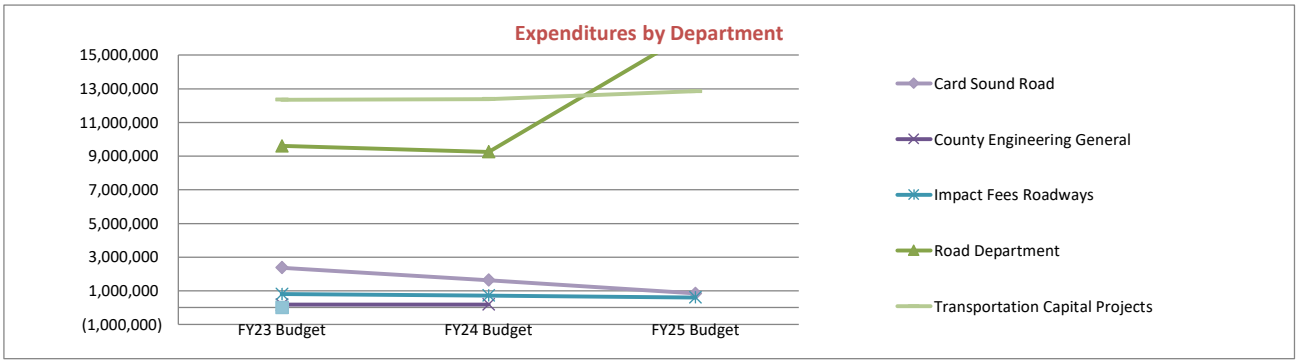

Expenditures by Department

	Adopted FY23 Budget	Adopted FY24 Budget	Proposed FY25 Budget	FY25 Change
Card Sound Road	2,371,584	1,631,246	836,934	-48.7%
County Engineering General	173,144	184,485		-100.0%
County Engineering Capital	-	-	197,144	
Impact Fees Roadways	798,843	720,192	598,515	-16.9%
Road Department	9,603,031	9,249,469	16,493,022	78.3%
Transportation Capital Projects	12,348,175	12,393,569	12,852,101	3.7%
Total	25,294,777	24,178,961	30,977,716	28.1%

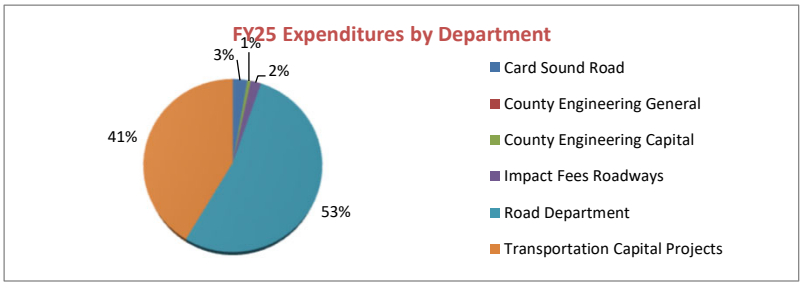

Engineering Service/Roads

Budgetary Cost Summary	Adopted FY23 Budget	Adopted FY24 Budget	Proposed FY25 Budget	FY25 % of Total	FY25 Change
Personnel Expenditures	3,753,644	4,177,588	4,429,566	14.3%	6.0%
Operating Expenditures	18,274,275	18,198,973	24,445,398	78.9%	34.3%
Capital Outlay Expenditures	3,266,858	1,802,400	2,102,752	6.8%	16.7%
Total	25,294,777	24,178,961	30,977,716	100%	28.1%

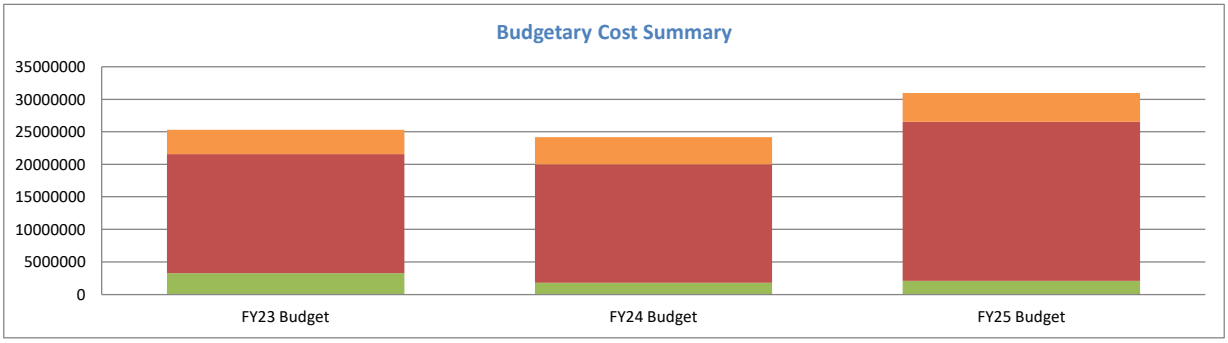

	Adopted FY23 Budget	Adopted FY24 Budget	Proposed FY25 Budget	FY25 Change
FTE History	40.38	38.38	38.38	-
FY23 Change	+ 1 FTE: As a result of FTE splits/reallocations moved from Project Management			
FY24 Change	Eliminated 2 FTE			
FY25 Proposed Changes	No changes			

Engineering Services/Roads

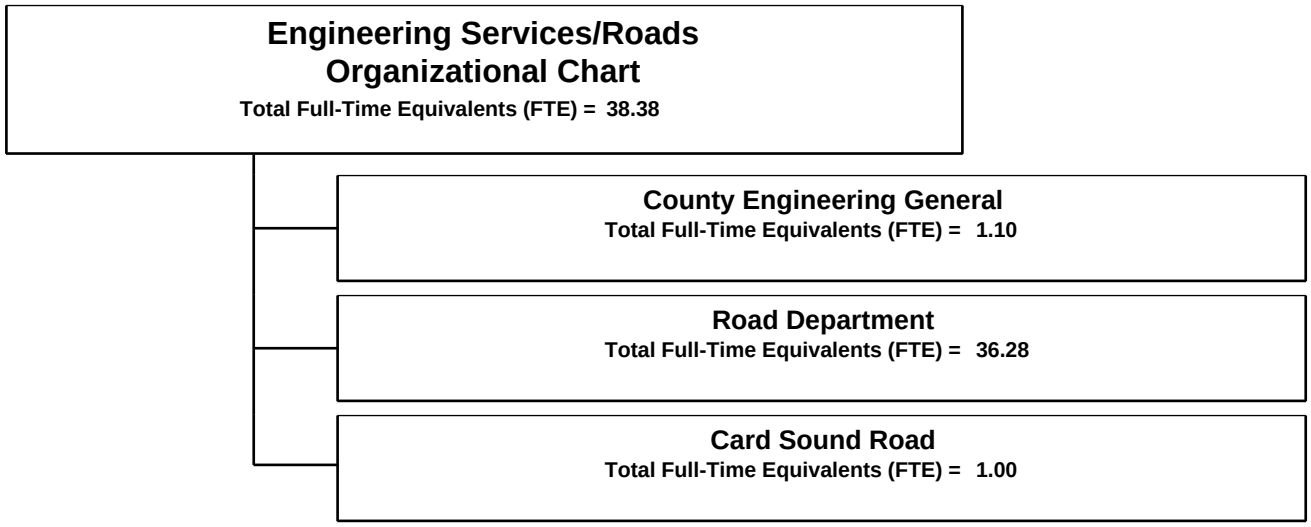

Engineering Services/Roads

Mission Statement

The mission of the Engineering Services and Roads Department is to provide residents and travelers with visibly enjoyable, safe and well-maintained roads, bridges, sidewalks and pedestrian/bicycle paths on which to travel.

Services Provided

The department includes Engineering Services, Upper and Lower Keys Roads Maintenance Departments and Card Sound Toll Authority. Responsibilities include:

• Management of engineering design, permitting and construction of county transportation infrastructure including roads, sidewalks, bridges, shared use paths and associated stormwater management systems.
• Review of right of way permit applications, issuance of permits and inspection of work for conformance to county requirements.
• Review of property development/redevelopment applications and road abandonment applications for impacts to county roads and rights-of-way.
• Performing ongoing maintenance on 312 miles of county maintained roads and 26 bridges including cutting vegetation, fixing potholes, cleaning storm drains, repairing roadway shoulders, addressing flooding complaints, installing signage, sweeping and maintaining bicycle and shared use paths.
• Operating and maintaining the Card Sound Toll All Electronic Tolling System.

Strategic Goals

Monroe County BOCC Strategic Plan Areas of Concern and Priority related Actions:

• Quality of Life: Viability- Enhanced Public Transportation

- Action: The Engineering Services and Roads Maintenance Department will improve existing transportation infrastructure to better serve alternative modes of transportation (bicyclists and pedestrians) as well as vehicular traffic.
- Performance Measure: Design phase of roadway improvement and bridge projects initiated will evaluate need to add sidewalks and/or bicycle facilities as part of the project scope(s); include in design scope wherever evaluation indicates need and inclusion is feasible based on site constraints and design guidance.
- Target Metric: Evaluate need for 100% of projects

Department Goals, Actions and Measures:

• Goal: Improve timing and delivery of road infrastructure maintenance services

- Action: Implement GIS based roadway asset management and maintenance system to identify road assets, proactively plan maintenance, document work completed and budget for future needs.
- Performance Measure: GIS based roadway asset management and maintenance system in place. Evaluate alternatives, identify and procure selected software system; initiate asset data collection and input into system.
- Target Metric: Completed or Not Completed

• Goal: Extend service life of roads and reduce amount of money spent on asphalt road rehabilitation.

- Action: Continue proactive pavement maintenance program with treatments (other than mill and resurface) to extend and improve asphalt life.
- Performance Measure: Develop multi-year program for surface treatment of recently resurfaced roads (past 5 years); Continue rejuvenation program and implement additional treatment techniques.
- Target Metric: Completed or Not Completed

Budgetary Cost Summary	FY 2022 Actual	FY 2023 Actual	FY 2024 Adopted	FY 2024 Amended	FY 2025 Proposed	FY 2025 Change
Personnel Expenditures	3,076,039	3,444,092	4,177,588	4,177,588	4,429,566	6.0%
Operating Expenditures	11,271,378	11,993,002	18,198,973	18,198,973	24,445,398	34.3%
Capital Outlay Expenditures	621,234	227,376	1,802,400	1,802,400	2,102,752	16.7%
Total Budget	**14,968,652**	**15,664,470**	**24,178,961**	**24,178,961**	**30,977,716**	**28.1%**

Engineering Services/Roads

Appropriations by Department	FY 2022 Actual	FY 2023 Actual	FY 2024 Adopted	FY 2024 Amended	FY 2025 Proposed	FY 2025 Change
Card Sound Road	724,899	776,163	1,631,246	1,631,246	836,934	(49)%
County Engineering Capital	27,978	-	-	-	-	-%
County Engineering General	152,079	170,745	184,485	184,485	197,144	7%
Impact Fees Roadways	324,884	214,343	720,192	720,192	598,515	(17)%
Road Department	10,860,039	7,951,913	9,249,469	9,249,469	16,493,022	78%
Transportation Capital Projects	2,878,773	6,551,305	12,393,569	12,393,569	12,852,101	4%
Total Budget	**14,968,652**	**15,664,470**	**24,178,961**	**24,178,961**	**30,977,716**	**28%**

Revenue Sources	FY 2022 Actual	FY 2023 Actual	FY 2024 Adopted	FY 2024 Amended	FY 2025 Proposed	FY 2025 Change
Road And Bridge Fund	8,213,254	7,077,471	8,870,018	8,870,018	9,674,640	9.1%
Governmental Fund Type Grants	2,674,763	874,442	-	-	-	-%
Impact Fees Fund - Roadways	324,884	214,343	720,192	720,192	598,515	(16.9)%
One Cent Infrastructure Surtax	2,878,773	6,551,305	12,393,569	12,393,569	12,852,101	3.7%
Card Sound Bridge	876,978	946,908	2,195,182	2,195,182	7,852,460	257.7%
Total Revenue	**14,968,652**	**15,664,470**	**24,178,961**	**24,178,961**	**30,977,716**	**28.1%**

Position Summary by Department	FY 2022 Actual	FY 2023 Actual	FY 2024 Adopted	FY 2025 Proposed	FY 2025 Variance
County Engineering General	1.20	1.20	1.10	1.10	-
Road Department	35.18	36.18	36.28	36.28	-
Card Sound Road	3.00	3.00	1.00	1.00	-
Total Full-Time FTE	39.38	40.38	38.38	38.38	-
Total FTE	**39.38**	**40.38**	**38.38**	**38.38**	**-**

Engineering Services/Roads

County Engineering Capital

Description and Services Provided

Engineering services, including construction management, surveying, and inspection of a variety of county projects, and management of the County's 7-Year Roadway/Bicycle Path Plan, ADA Transition Plan and Capital Improvement Projects.

Budgetary Cost Summary	FY 2022 Actual	FY 2023 Actual	FY 2024 Adopted	FY 2024 Amended	FY 2025 Proposed	FY 2025 Change
Operating Expenditures	27,978	-	-	-	-	-%
Total Budget	**27,978**	**-**	**-**	**-**	**-**	**-%**

Revenue Sources	FY 2022 Actual	FY 2023 Actual	FY 2024 Adopted	FY 2024 Amended	FY 2025 Proposed	FY 2025 Change
Governmental Fund Type Grants	27,978	-	-	-	-	-%
Total Revenue	**27,978**	**-**	**-**	**-**	**-**	**-%**

Engineering Services/Roads
County Engineering General

Budgetary Cost Summary	FY 2022 Actual	FY 2023 Actual	FY 2024 Adopted	FY 2024 Amended	FY 2025 Proposed	FY 2025 Change
Personnel Expenditures	150,364	168,341	181,506	181,506	192,881	6.3%
Operating Expenditures	1,715	2,404	2,979	2,979	4,263	43.1%
Total Budget	**152,079**	**170,745**	**184,485**	**184,485**	**197,144**	**6.9%**

Revenue Sources	FY 2022 Actual	FY 2023 Actual	FY 2024 Adopted	FY 2024 Amended	FY 2025 Proposed	FY 2025 Change
Card Sound Bridge	152,079	170,745	184,485	184,485	197,144	6.9%
Total Revenue	**152,079**	**170,745**	**184,485**	**184,485**	**197,144**	**6.9%**

Position Summary	FY 2022 Actual	FY 2023 Actual	FY 2024 Adopted	FY 2025 Proposed	FY 2025 Variance
Administrative Support	0.25	0.45	0.45	0.45	-
Officials & Administrators	0.45	0.45	0.35	0.35	-
Technicians	0.15	0.15	0.15	0.15	-
Professionals	0.35	0.15	0.15	0.15	-
Total Full-Time FTE	1.20	1.20	1.10	1.10	-
Total FTE	**1.20**	**1.20**	**1.10**	**1.10**	**-**

Engineering Services/Roads

Road Department

Description and Services Provided

Plan, oversee and administer road and bridge improvement/repair contracts. Incorporate the Florida Department of Transportation's 5 Year Work Program into the Capital Improvement Plan and when needed, find the necessary Grant matches for those State projects. Maintenance of 312 county miles including: cleaning and mowing of the rights-of-way, street patching, guardrail maintenance, street sweeping, stormwater drainage installation and maintenance, and maintaining signs and markings.

Budgetary Cost Summary	FY 2022 Actual	FY 2023 Actual	FY 2024 Adopted	FY 2024 Amended	FY 2025 Proposed	FY 2025 Change
Personnel Expenditures	2,718,715	3,084,404	3,903,153	3,903,153	4,138,486	6.0%
Operating Expenditures	7,522,082	4,641,269	3,609,915	3,609,915	10,307,668	185.5%
Capital Outlay Expenditures	619,243	226,239	1,736,401	1,736,401	2,046,868	17.9%
Total Budget	**10,860,039**	**7,951,913**	**9,249,469**	**9,249,469**	**16,493,022**	**78.3%**

Revenue Sources	FY 2022 Actual	FY 2023 Actual	FY 2024 Adopted	FY 2024 Amended	FY 2025 Proposed	FY 2025 Change
Road And Bridge Fund	8,213,254	7,077,471	8,870,018	8,870,018	9,674,640	9.1%
Governmental Fund Type Grants	2,646,785	874,442	-	-	-	-%
Card Sound Bridge	-	-	379,451	379,451	6,818,382	1,696.9%
Total Revenue	**10,860,039**	**7,951,913**	**9,249,469**	**9,249,469**	**16,493,022**	**78.3%**

Position Summary	FY 2022 Actual	FY 2023 Actual	FY 2024 Adopted	FY 2025 Proposed	FY 2025 Variance
Administrative Support	9.75	11.40	11.40	10.40	(1.00)
Officials & Administrators	2.08	2.08	1.18	1.18	-
Service - Maintenance	-	-	1.00	2.00	1.00
Skilled Craft Workers	15.00	15.00	15.00	15.00	-
Technicians	1.85	1.85	2.85	2.85	-
Service Maintenance	4.00	4.00	3.00	3.00	-
Professionals	2.50	1.85	1.85	1.85	-
Total Full-Time FTE	35.18	36.18	36.28	36.28	-
Total FTE	**35.18**	**36.18**	**36.28**	**36.28**	**-**

Engineering Services/Roads

Card Sound Road

Budgetary Cost Summary	FY 2022 Actual	FY 2023 Actual	FY 2024 Adopted	FY 2024 Amended	FY 2025 Proposed	FY 2025 Change
Personnel Expenditures	206,961	191,346	92,929	92,929	98,199	5.7%
Operating Expenditures	517,938	583,680	1,472,318	1,472,318	682,851	(53.6)%
Capital Outlay Expenditures	-	1,137	65,999	65,999	55,884	(15.3)%
Total Budget	**724,899**	**776,163**	**1,631,246**	**1,631,246**	**836,934**	**(48.7)%**

Revenue Sources	FY 2022 Actual	FY 2023 Actual	FY 2024 Adopted	FY 2024 Amended	FY 2025 Proposed	FY 2025 Change
Card Sound Bridge	724,899	776,163	1,631,246	1,631,246	836,934	(48.7)%
Total Revenue	**724,899**	**776,163**	**1,631,246**	**1,631,246**	**836,934**	**(48.7)%**

Position Summary	FY 2022 Actual	FY 2023 Actual	FY 2024 Adopted	FY 2025 Proposed	FY 2025 Variance
Administrative Support	1.00	1.00	1.00	1.00	-
Technicians	1.00	1.00	-	-	-
Professionals	1.00	1.00	-	-	-
Total Full-Time FTE	3.00	3.00	1.00	1.00	-
Total FTE	**3.00**	**3.00**	**1.00**	**1.00**	**-**

Engineering Services/Roads

Transportation Capital Projects

Description and Services Provided

The County's transportation capital projects include roadway and drainage improvement projects that were identified and prioritized using the County's 2014 Asphalt Pavement Assessment results. The county is continuing to maintain its 26 bridges using the priority ranking that was developed in the 2014 Bridge Assessment Study, with scheduled replacement of four county maintained bridges over the next few years.

Budgetary Cost Summary	FY 2022 Actual	FY 2023 Actual	FY 2024 Adopted	FY 2024 Amended	FY 2025 Proposed	FY 2025 Change
Operating Expenditures	2,876,782	6,551,305	12,393,569	12,393,569	12,852,101	3.7%
Capital Outlay Expenditures	1,991	-	-	-	-	-%
Total Budget	**2,878,773**	**6,551,305**	**12,393,569**	**12,393,569**	**12,852,101**	**3.7%**

Revenue Sources	FY 2022 Actual	FY 2023 Actual	FY 2024 Adopted	FY 2024 Amended	FY 2025 Proposed	FY 2025 Change
One Cent Infrastructure Surtax	2,878,773	6,551,305	12,393,569	12,393,569	12,852,101	3.7%
Total Revenue	**2,878,773**	**6,551,305**	**12,393,569**	**12,393,569**	**12,852,101**	**3.7%**

Engineering Services/Roads

Impact Fees Roadways

Description and Services Provided

Funds are used exclusively for the capital expansion of the county's major road network system in the district from which the moneys were collected, with the exception that a portion of the funds from each district may be allocated to projects outside of the district, on U.S. 1, Card Sound Road, and C-905 in Key Largo, and the proceeds are used in a manner consistent with the capital improvements plan of the comprehensive plan.

The funds shall be used solely for the purpose of acquisition, expansion and development of the major road network system determined to be needed to serve new development, including but not limited to:

1) Planning, design and construction plan preparation;
2) Right-of-way acquisition;
3) Construction of new through lanes;
4) Construction of new turn lanes;
5) Construction of new bridges;
6) Construction of new drainage facilities in conjunction with new roadway construction;
7) Purchase and installation of traffic signalization;
8) Construction of new curbs, medians and shoulders;
9) Construction of new bicycle paths;
10) Construction of new pedestrian pathways and sidewalks;
11) Installation of new landscaping in conjunction with any of the projects listed above.

The disbursal of such funds requires the approval of the Board of County Commissioners. To follow the level of service goals and objectives of Element #3, Traffic Circulation.

Budgetary Cost Summary	FY 2022 Actual	FY 2023 Actual	FY 2024 Adopted	FY 2024 Amended	FY 2025 Proposed	FY 2025 Change
Operating Expenditures	324,884	214,343	720,192	720,192	598,515	(16.9)%
Total Budget	**324,884**	**214,343**	**720,192**	**720,192**	**598,515**	**(16.9)%**

Revenue Sources	FY 2022 Actual	FY 2023 Actual	FY 2024 Adopted	FY 2024 Amended	FY 2025 Proposed	FY 2025 Change
Impact Fees Fund - Roadways	324,884	214,343	720,192	720,192	598,515	(16.9)%
Total Revenue	**324,884**	**214,343**	**720,192**	**720,192**	**598,515**	**(16.9)%**

FY25 Proposed Budget

Solid Waste

Solid Waste

Proposed FY25:

FY25 Revenue Source

General Fund	$0
Other Ad Valorem Funds	$0
Non Ad Valorem Funds	$0
MSD Solid Waste Mgmt	$33,283,106
Capital Funds	$0
Impact Fees - Solid Waste	$137,615
	$33,420,721

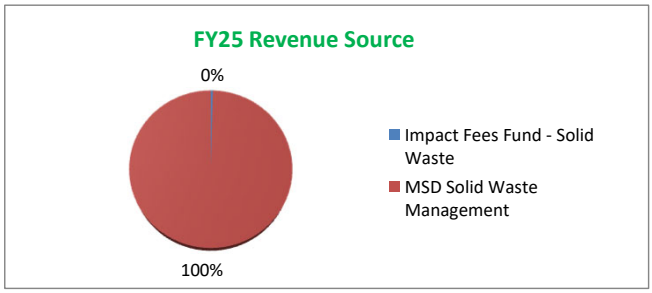

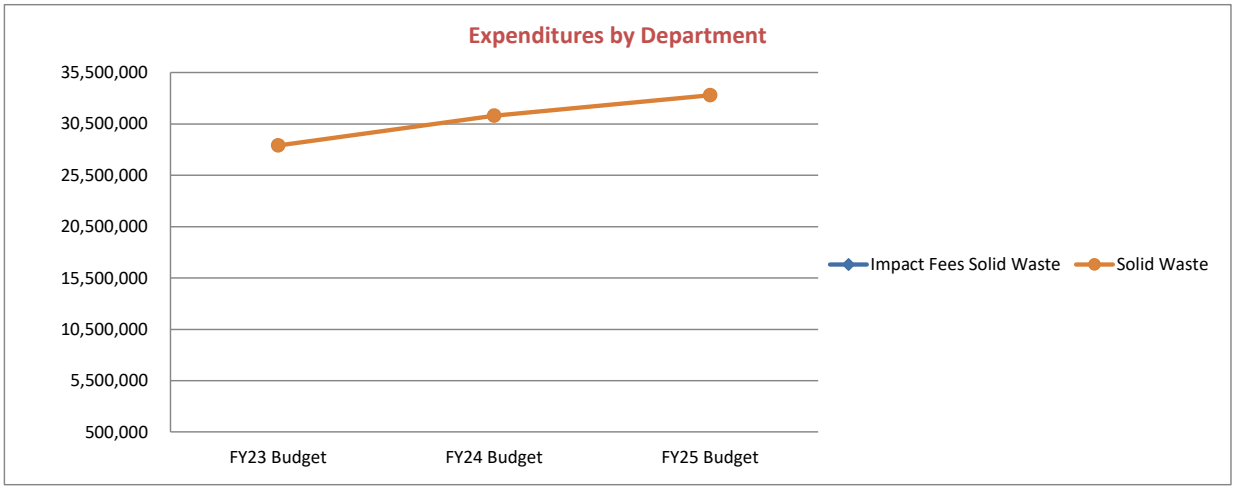

Expenditures by Department

	Adopted FY23 Budget	Adopted FY24 Budget	Proposed FY25 Budget	FY25 Change
Impact Fees Solid Waste	128,575	135,285	137,615	1.7%
Solid Waste	28,395,342	31,299,883	33,283,106	6.3%
Total	28,523,917	31,435,168	33,420,721	6.3%

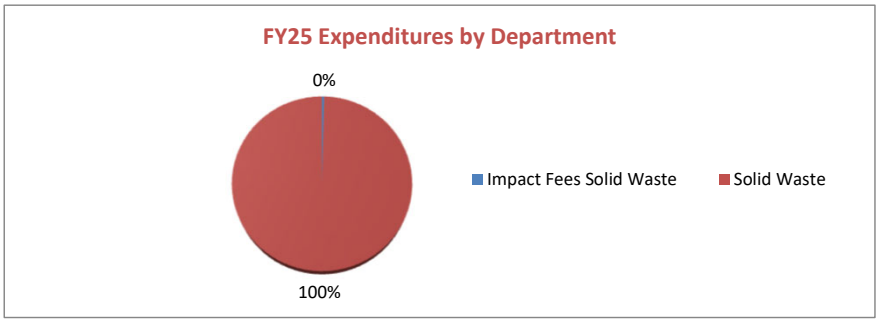

Solid Waste

Budgetary Cost Summary

	Adopted FY23 Budget	Adopted FY24 Budget	Proposed FY25 Budget	FY25 % of Total	FY25 Change
Personnel Expenditures	1,488,346	1,610,937	1,721,772	5.2%	6.9%
Operating Expenditures	25,310,765	29,440,518	30,147,457	90.2%	2.4%
Capital Outlay Expenditures	1,701,400	383,713	1,551,492	4.6%	304.3%
Total	28,500,511	31,435,168	33,420,721	100%	6.3%

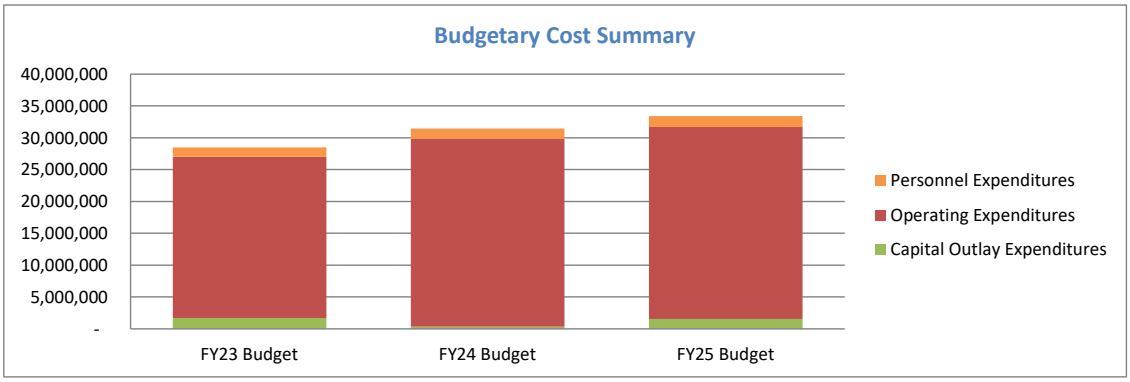

		Adopted FY23 Budget	Adopted FY24 Budget	Proposed FY25 Budget	FY25 Change
FTE History		17.10	17.10	17.10	-
FY23 Change	- 1 FTE - As a result of FTE splits/reallocations				
FY24 Change	No changes				
FY25 Proposed Changes	No changes				

Solid Waste

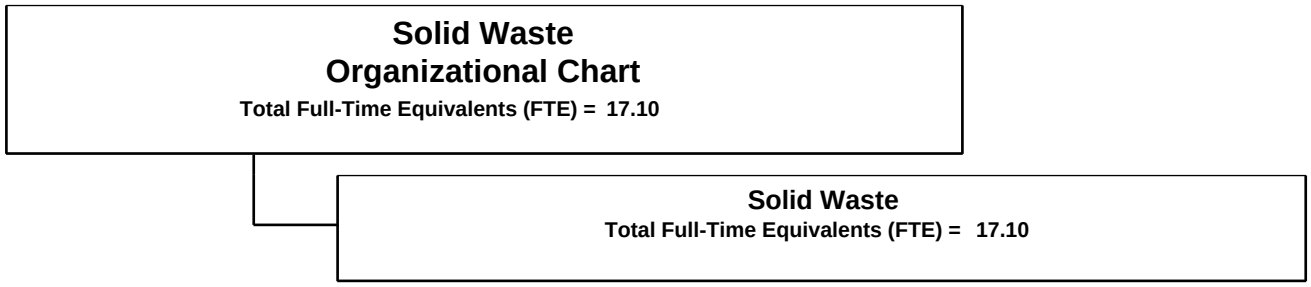
Solid Waste
Organizational Chart
Total Full-Time Equivalents (FTE) = 17.10
Solid Waste
Total Full-Time Equivalents (FTE) = 17.10

Solid Waste

Services Provided

The Solid Waste Department provides comprehensive, convenient and reliable services/programs, residential and commercial, for the collection and disposal of the different types of waste, including garbage, recyclables, yard waste, white goods, tires, household hazardous waste, electronic waste, and litter.

Strategic Goals

Monroe County BOCC Strategic Plan Areas of Concern and Priority related Actions:

• Environment: Conservation- Strengthen Strategic Environment Partnership (i.e.- FL Keys National Marine Sanctuary, Army Corp, etc.)

- Action: The Solid Waste Department will collaborate/work with other County Agencies & Municipalities to improve the environment by identifying areas and neighborhoods throughout Monroe County that are repeated illegal dumpsites.
- Performance Measure: Identified “illegal dumping” sites countywide in collaboration with municipalities and agencies.
- Target Metric: Completed or Not Completed

• Environment: Conservation- Reuse/Reduction/Recycling of solid waste

- Action: The Solid Waste Department will educate, inform and enhance the role that Reduce/ Reuse/ Recycling of Solid Waste plays in our daily life, by helping to initiate programs in the schools and community to bring awareness of why, how and the benefits of recycling.
- Performance Measure: Created a school recycling program
- Target Metric At least three (3) schools in the Keys – preferably 1 in each area of upper, middle, lower.

Department Goals, Actions and Measures:

• Goal: Create Recycling Education Program

- Action: Hire Recycling Coordinator
- Performance Measure: Recycling Coordinator hired
- Target Metric: Completed or Not Completed

- Action: Sponsor and/or create a visual presence at community events that focus on Reduce/Reuse/Recycle
- Performance Measure: Provide educational presence at community event
- Target Metric: 3 Events

• Goal: Reduce and effectively manage illegal dumping sites/areas

- Action: Develop Outreach Programs/education; identify needs of Business/Private sectors
- Performance Measure: Develop Outreach program for businesses
- Target Metric: Completed or Not Completed

- Action: Post signage and possible purchase of surveillance equipment where possible, at most problematic illegal-dumping sites
- Performance Measure: Signage installed, and surveillance equipment utilized
- Target Metric: at least 10 sites

- Action: Placement of receptacle containers in heavily littered areas
- Performance Measure: Trash receptacles placed in most areas of littering
- Target Metric: Completed or not completed

Budgetary Cost Summary	FY 2022 Actual	FY 2023 Actual	FY 2024 Adopted	FY 2024 Amended	FY 2025 Proposed	FY 2025 Change
Personnel Expenditures	1,298,059	1,443,380	1,610,937	1,610,937	1,721,772	6.9%
Operating Expenditures	19,901,678	22,381,287	29,440,518	29,440,518	30,147,457	2.4%
Capital Outlay Expenditures	55,866	156,398	383,713	383,713	1,551,492	304.3%
Total Budget	**21,255,602**	**23,981,065**	**31,435,168**	**31,435,168**	**33,420,721**	**6.3%**

Solid Waste

Appropriations by Department	FY 2022 Actual	FY 2023 Actual	FY 2024 Adopted	FY 2024 Amended	FY 2025 Proposed	FY 2025 Change
Impact Fees Solid Waste	-	-	135,285	135,285	137,615	2%
Solid Waste	21,255,602	23,981,065	31,299,883	31,299,883	33,283,106	6%
Total Budget	**21,255,602**	**23,981,065**	**31,435,168**	**31,435,168**	**33,420,721**	**6%**

Revenue Sources	FY 2022 Actual	FY 2023 Actual	FY 2024 Adopted	FY 2024 Amended	FY 2025 Proposed	FY 2025 Change
Impact Fees Fund - Solid Waste	-	-	135,285	135,285	137,615	1.7%
MSD Solid Waste Management	21,255,602	23,981,065	31,299,883	31,299,883	33,283,106	6.3%
Total Revenue	**21,255,602**	**23,981,065**	**31,435,168**	**31,435,168**	**33,420,721**	**6.3%**

Position Summary by Department	FY 2022 Actual	FY 2023 Actual	FY 2024 Adopted	FY 2025 Proposed	FY 2025 Variance
Solid Waste	18.10	17.10	17.10	17.10	-
Total Full-Time FTE	18.10	17.10	17.10	17.10	-
Total FTE	**18.10**	**17.10**	**17.10**	**17.10**	**-**

Solid Waste

Impact Fees Solid Waste

Description and Services Provided

Funds are used solely for the purpose of construction and expansion of solid waste facilities in Monroe County, including but not limited to:

1) Design and construction plan preparation;
2) Land acquisition; and
3) Acquisition of trucks and housing building equipment.

The funds shall not be used to maintain existing solid waste facilities. Funds shall be used in a manner consistent with the capital improvements plan (Element #8, Solid Waste) of the comprehensive plan. The disbursal of such funds shall require the approval of the BOCC.

The Public Works/Engineering Division, Department of Solid Waste/Recycling overseas the solid waste disposal and recovery program for the County.

Major Variances

This budget has been adjusted to reflect available revenue. Impact Fees Solid Waste Fund 133 budgets are also listed under the Capital Improvement Plans.

Budgetary Cost Summary	FY 2022 Actual	FY 2023 Actual	FY 2024 Adopted	FY 2024 Amended	FY 2025 Proposed	FY 2025 Change
Operating Expenditures	-	-	-	-	137,615	-%
Capital Outlay Expenditures	-	-	135,285	135,285	-	(100.0)%
Total Budget	**-**	**-**	**135,285**	**135,285**	**137,615**	**1.7%**

Revenue Sources	FY 2022 Actual	FY 2023 Actual	FY 2024 Adopted	FY 2024 Amended	FY 2025 Proposed	FY 2025 Change
Impact Fees Fund - Solid Waste	-	-	135,285	135,285	137,615	1.7%
Total Revenue	**-**	**-**	**135,285**	**135,285**	**137,615**	**1.7%**

Solid Waste

Solid Waste

Description and Services Provided

The Solid Waste Program provides comprehensive, convenient, and reliable services/programs, residential and commercial, for the collection and disposal of different types of waste, including garbage, recyclables, yard waste, white goods, tires, household hazardous waste, electronic waste, and litter.

Major Variances

FY2025 Requested Budget - $33,283,106.00

Recommendation for FY2025 Solid Waste Assessment per unit: $548.58 (approximately 35,200 units)
** Current Non-Ad Valorem Assessment: $457.15
** Recommendation to increase to $548.58 per residential unit.
Justification: Contractual Increase

Budgetary Cost Summary	FY 2022 Actual	FY 2023 Actual	FY 2024 Adopted	FY 2024 Amended	FY 2025 Proposed	FY 2025 Change
Personnel Expenditures	1,298,059	1,443,380	1,610,937	1,610,937	1,721,772	6.9%
Operating Expenditures	19,901,678	22,381,287	29,440,518	29,440,518	30,009,842	1.9%
Capital Outlay Expenditures	55,866	156,398	248,428	248,428	1,551,492	524.5%
Total Budget	**21,255,602**	**23,981,065**	**31,299,883**	**31,299,883**	**33,283,106**	**6.3%**

Revenue Sources	FY 2022 Actual	FY 2023 Actual	FY 2024 Adopted	FY 2024 Amended	FY 2025 Proposed	FY 2025 Change
MSD Solid Waste Management	21,255,602	23,981,065	31,299,883	31,299,883	33,283,106	6.3%
Total Revenue	**21,255,602**	**23,981,065**	**31,299,883**	**31,299,883**	**33,283,106**	**6.3%**

Position Summary	FY 2022 Actual	FY 2023 Actual	FY 2024 Adopted	FY 2025 Proposed	FY 2025 Variance
Administrative Support	2.10	2.10	2.10	2.10	-
Officials & Administrators	1.00	1.00	1.00	1.00	-
Service - Maintenance	6.00	6.00	6.00	6.00	-
Skilled Craft Workers	5.00	4.00	4.00	4.00	-
Technicians	1.00	1.00	1.00	1.00	-
Professionals	3.00	3.00	3.00	3.00	-
Total Full-Time FTE	18.10	17.10	17.10	17.10	-
Total FTE	**18.10**	**17.10**	**17.10**	**17.10**	**-**

FY25 Proposed Budget

Fleet Management

Fleet Management

Proposed FY25:

FY25 Revenue Source

General Fund	$0
Other Ad Valorem Funds	$0
Non Ad Valorem Funds	$0
Fleet Mgmt Fund	$4,729,040
Capital Funds	$0
	$4,729,040

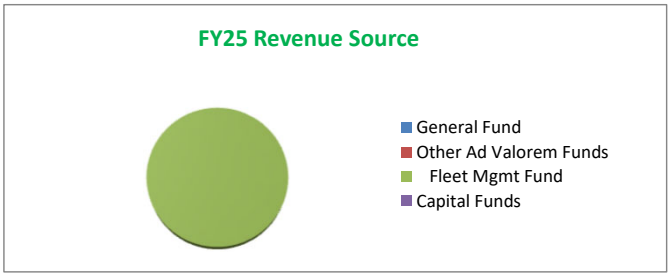

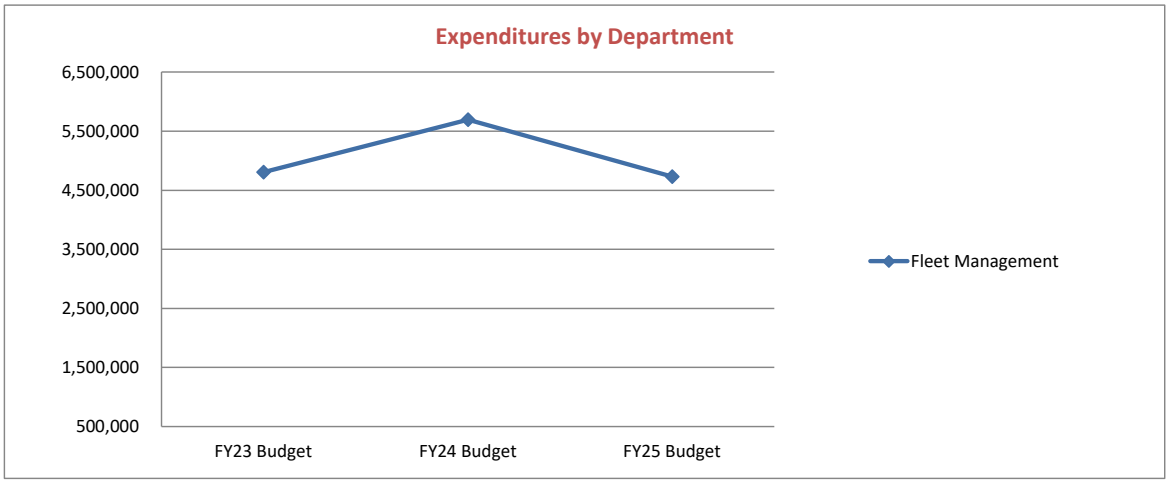

Expenditures by Department

Fleet Management
Total

Adopted FY23 Budget	Adopted FY24 Budget	Proposed FY25 Budget	FY25 Change
4,807,112	5,691,382	4,729,040	-16.9%
4,807,112	5,691,382	4,729,040	-16.9%

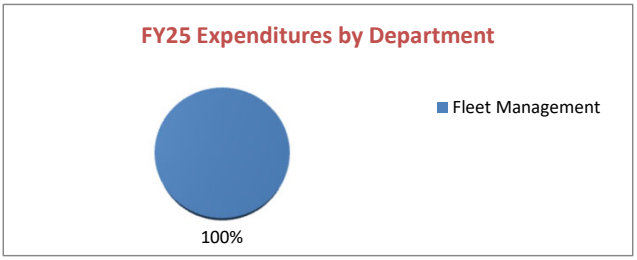

Fleet Management

Budgetary Cost Summary

	Adopted FY23 Budget	Adopted FY24 Budget	Proposed FY25 Budget	FY25 % of Total	FY25 Change
Personnel Expenditures	2,517,166	2,757,846	2,927,205	61.9%	6.1%
Operating Expenditures	2,181,841	2,459,536	1,699,835	35.9%	-30.9%
Capital Outlay Expenditures	108,105	474,000	102,000	2.2%	-78.5%
Total	4,807,112	5,691,382	4,729,040	100%	-16.9%

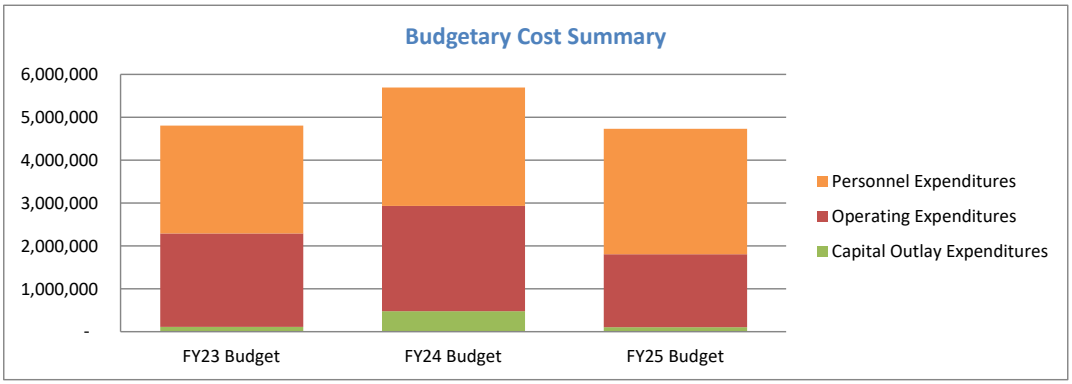

		Adopted FY23 Budget	Adopted FY24 Budget	Proposed FY25 Budget	FY25 Change
FTE History		21.05	22.05	22.05	-
FY23 Change	No change				
FY24 Change	+1 FTE				
FY25 Propsed Changes	No change				

Fleet Management



Fleet Management

Mission Statement

The Mission of the Fleet Management Department is to provide fleet services, fuel, safe county vehicles, equipment and facilities in the most effective and efficient means possible.

Services Provided

Fleet Department services vehicles and equipment out of three county garages located in Key West, Marathon, and Plantation Key.

The Department provides safety inspections, maintenance, and repairs for approximately 850 units which include approximately 230 sheriff department units and more than 70 emergency power generators.

Maintains safety and environmental accountability of 3 garages, 3 large capacity fuel tanks with fuel pumps located at 3 separate fueling facilities in Key West, Marathon, and Plantation Key.

Are responsible for acquiring, replacing, and disposing of more than 600 county vehicle/equipment units.

Resolves manufacturers vehicle and equipment safety recalls.

Manages outside warranty and specialty contract maintenance and repairs.

Operates and maintains a preventative maintenance and repair tracking system, and a fuel management tracking system.

Strategic Goals

Monroe County BOCC Strategic Plan Areas of Concern and Priority related Actions:

• Environment: Resiliency- Stormwater Solutions

- Action: Fleet Management will expand the Department's current Storm Water Pollution Prevention Plan (SWPP) into a comprehensive departmental program that includes County-wide training of fleet personnel and annual documentation of preventative actions used in maintaining hazard storage areas that can be used as a best practice by others in the community.
- Performance Measure: Departmental program established
- Target Metric: Completed or Not Completed

Department Goals, Actions and Measures:

• Goal: Identify and promote ECO Driving practices for all county vehicle operators.

- Action: Provide ECO driving information bulletins for fleet department liaisons to share with department operators.
- Performance Measure: Send bulletins with every fuel bill and mass email
- Target Metric: 12

- Action: Provide simple driving practices and basic operator maintenance steps that can help save money and help protect the environment at the same time.
- Performance Measure: Send bulletins with every fuel bill and mass emails
- Target Metric: 12

• Goal: Reduce the consumption of fuel and carbon dioxide emissions for the Monroe County fleet through the promotion of best practices for operators and fleet management.

- Action: Encourage reduced vehicle idling times when safe and practical.
- Performance Measure: Send bulletins with every fuel bill and mass email
- Target Metric: 12

- Action: Encourage operators to check tire air pressure monthly.
- Performance Measure: Send bulletins with every fuel bill and mass email
- Target Metric: 12

- Action: Encourage county vehicle operators to ease into acceleration and brake smoothly around corners, avoid tailgating and rapid starts and stops.
- Performance Measure: Send bulletins with every fuel bill and mass email
- Target Metric: 12

Fleet Management

- Action: Purchase fuel efficient replacement tires for county vehicles for all applications that are safe and practical.
- Performance Measure: Purchase Fuel efficient tires based on availability
- Target Metric: Completed or Not Completed

- Action: Purchase and use re-refined motor oils in county vehicles; for all applications that are practical, and manufacturer warranty compatible.
- Performance Measure: Purchase and use re-refined motor oils in county vehicles
- Target Metric: Completed or Not Completed

• Goal: Ensure all vehicles receive annual inspection according to scheduled parameters.

- Action: Provide vehicle/safety inspections and maintenance measurements through monthly “Preventative Maintenance Due” reports.
- Performance Measure: Conduct scheduled preventive maintenance on County vehicles
- Target Metric: At least 80%

• Goal: Control surplus vehicle inventory at minimum levels.

- Action: Manage timely surplus vehicle sales and disposal. Measured by running surplus unit inventory reports.
- Performance Measure: Reduction in number of units in surplus
- Target Metric: Less than 20

• Goal: Ensure efficient and effective operations through high quality fleet work order documentation.

- Action: Manage and operate preventative maintenance and repair work order tracking system. Measured by running individual mechanics accountability reports, and by random review of individual work orders.
- Performance Measure: Monitor all direct hours charged to work order in FASTER
- Target Metric: Completed or Not Completed

• Goal: Expedite resolution of vehicle and equipment safety recalls.

- Action: Resolve of all manufacturer’s vehicle and equipment safety recalls. Can be measured by viewing spread sheet data reports and saved documents for county vehicle recalls.
- Performance Measure: Ensure reasonable turnaround time on resolution of safety recalls
- Target Metric: within 30 days

• Goal: Ensure garages are subject to written inspections a minimum of 3 times annually and all repairs from inspection are completed and documented.

- Action: Provide garage facility safety inspections; provide repairs from inspection. Can be measured by reviewing garage safety inspection files.
- Performance Measure: Regular inspection for each garage facility
- Target Metric: 3 inspections per facility, per year

- Performance Measure: Complete repairs for each garage facility identified during safety inspections.
- Target Metric: 100%

- Action: Provide routine facility inspections, clean up, and documentation; for all areas utilized for working with and/or storing oils, lubricants, and other hazardous materials.
- Performance Measure: Regular inspection, cleanup and documentation for each garage facility
- Target Metric: Completed or Not Completed

Budgetary Cost Summary	FY 2022 Actual	FY 2023 Actual	FY 2024 Adopted	FY 2024 Amended	FY 2025 Proposed	FY 2025 Change
Personnel Expenditures	2,332,806	2,434,025	2,757,846	2,757,846	2,927,205	6.1%
Operating Expenditures	1,485,790	2,292,088	2,459,536	2,459,536	1,699,835	(30.9)%
Capital Outlay Expenditures	25,664	196,221	474,000	474,000	102,000	(78.5)%
Total Budget	**3,844,261**	**4,922,333**	**5,691,382**	**5,691,382**	**4,729,040**	**(16.9)%**

Fleet Management

Appropriations by Department	FY 2022 Actual	FY 2023 Actual	FY 2024 Adopted	FY 2024 Amended	FY 2025 Proposed	FY 2025 Change
Fleet Management	3,844,261	4,922,333	5,691,382	5,691,382	4,729,040	(17)%
Total Budget	**3,844,261**	**4,922,333**	**5,691,382**	**5,691,382**	**4,729,040**	**(17)%**

Revenue Sources	FY 2022 Actual	FY 2023 Actual	FY 2024 Adopted	FY 2024 Amended	FY 2025 Proposed	FY 2025 Change
Fleet Management Fund	3,844,261	4,922,333	5,691,382	5,691,382	4,729,040	(16.9)%
Total Revenue	**3,844,261**	**4,922,333**	**5,691,382**	**5,691,382**	**4,729,040**	**(16.9)%**

Position Summary by Department	FY 2022 Actual	FY 2023 Actual	FY 2024 Adopted	FY 2025 Proposed	FY 2025 Variance
Fleet Management	21.05	21.05	22.05	22.05	-
Total Full-Time FTE	21.05	21.05	22.05	22.05	-
Total FTE	**21.05**	**21.05**	**22.05**	**22.05**	**-**

Fleet Management

Fleet Management

Mission Statement

The mission of the Fleet Management Department is to provide fleet management services in the most economical and efficient means possible.

Description and Services Provided

• Fleet Department services vehicles and equipment out of 3 garages located in Rockland Key, Marathon, and Plantation Key.

• The Department provides safety inspections, maintenance, and repairs for 852 units which include 308 sheriff department units, and more than 70 emergency power generators.

• Monroe County Fleet Management is Nationally recognized for:

o NAFA's 100 Best Fleets in the Americas (Yes, the Western Hemisphere) program recognizes peak-performing public fleet operations. 11th in 2022 and 14th in 2023.

o Government Fleet's Leading Fleets awards program, co-produced with the American Public Works Association, recognizes operations that are performing at a high level, particularly in fleet leadership, competitiveness, and efficiency, planning for the future, and overcoming challenges. Notable Fleet for 2022 and 2023. For 2024 Monroe County Fleet has been recognized as a Top 50 Leading Fleet in North America. (In the United States alone, there are just over 38,000 Government Fleets)

o ASE's Blue Seal of Excellence recognition achievement for each garage for 2022, 2023 and 2024.

o The Monroe County Fleet Director has been nominated four times and a finalist for the Government Fleet Manager of the Year.

o The Monroe County Fleet Director has been nominated for the Public Fleet Hall of Fame for 2022, 2023 and 2024.

Budgetary Cost Summary	FY 2022 Actual	FY 2023 Actual	FY 2024 Adopted	FY 2024 Amended	FY 2025 Proposed	FY 2025 Change
Personnel Expenditures	2,332,806	2,434,025	2,757,846	2,757,846	2,927,205	6.1%
Operating Expenditures	1,485,790	2,292,088	2,459,536	2,459,536	1,699,835	(30.9)%
Capital Outlay Expenditures	25,664	196,221	474,000	474,000	102,000	(78.5)%
Total Budget	**3,844,261**	**4,922,333**	**5,691,382**	**5,691,382**	**4,729,040**	**(16.9)%**

Revenue Sources	FY 2022 Actual	FY 2023 Actual	FY 2024 Adopted	FY 2024 Amended	FY 2025 Proposed	FY 2025 Change
Fleet Management Fund	3,844,261	4,922,333	5,691,382	5,691,382	4,729,040	(16.9)%
Total Revenue	**3,844,261**	**4,922,333**	**5,691,382**	**5,691,382**	**4,729,040**	**(16.9)%**

Position Summary	FY 2022 Actual	FY 2023 Actual	FY 2024 Adopted	FY 2025 Proposed	FY 2025 Variance
Administrative Support	3.05	3.05	3.05	3.05	-
Officials & Administrators	2.00	2.00	2.00	2.00	-
Skilled Craft Workers	15.00	15.00	16.00	16.00	-
Technicians	1.00	1.00	1.00	1.00	-
Total Full-Time FTE	21.05	21.05	22.05	22.05	-
Total FTE	**21.05**	**21.05**	**22.05**	**22.05**	**-**

FY25 Proposed Budget

Corrections Facilities

Corrections Facilities

Proposed FY25:

FY25 Revenue Source

General Fund	$0
Other Ad Valorem Funds	
Fine & Forfeiture Fund	$4,491,686
Non Ad Valorem Funds	$0
Capital Funds	$0
	$4,491,686

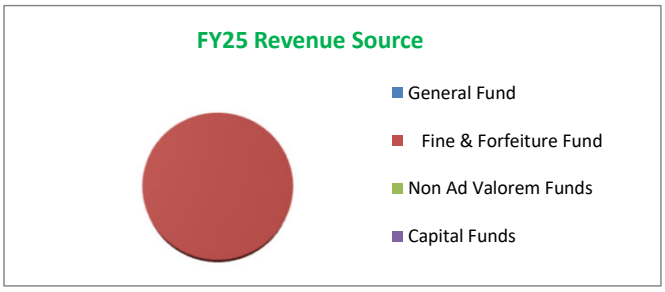

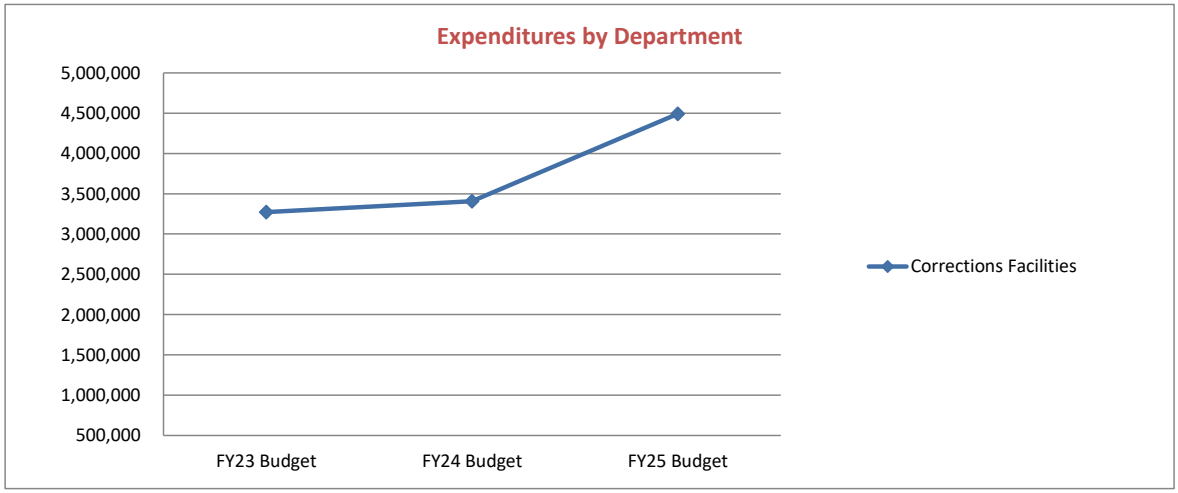

Expenditures by Department

Corrections Facilities
Total

Adopted FY23 Budget	Adopted FY24 Budget	Proposed FY25 Budget	FY25 Change
3,271,568	3,406,307	4,491,686	31.9%
3,271,568	3,406,307	4,491,686	31.9%

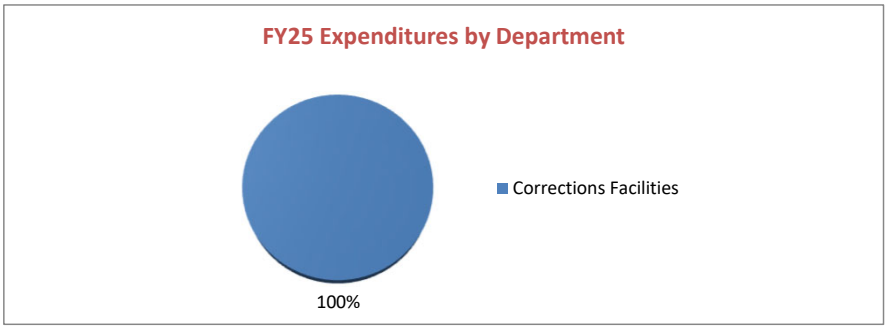

Corrections Facilities

Budgetary Cost Summary

	Adopted FY23 Budget	Adopted FY24 Budget	Proposed FY25 Budget	FY25 % of Total	FY25 Change
Personnel Expenditures	1,053,348	1,227,370	1,305,620	29.1%	6.4%
Operating Expenditures	2,130,357	2,098,387	3,186,066	70.9%	51.8%
Capital Outlay Expenditures	87,863	80,550	-	0.0%	0.0%
Total	3,271,568	3,406,307	4,491,686	100%	31.9%

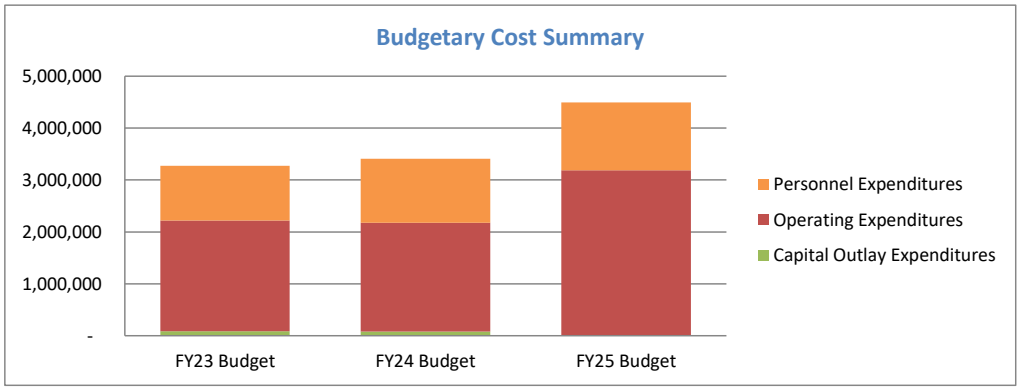

		Adopted FY23 Budget	Adopted FY24 Budget	Proposed FY25 Budget	FY25 Change
FTE History		11.00	12.00	12.00	-
FY23 Change	+ 0.85 FTE - As a result of FTE splits/reallocations				
FY24 Change	Added: + 1 FTE - Maintenance Worker 4				
FY25 Proposed Changes	No change				

Corrections Facilities



Corrections Facilities

Mission Statement

The Correction Facilities Department provides 24-hour, routine and emergency maintenance to three detention facilities, three substations, a Headquarters building and Hanger.

Services Provided

The Monroe County Correction Facilities Department consist of ten personnel ranging in maintenance skills from plumbing to locksmith who provide the best support services for maintaining multiple well- functioning and safe facilities throughout Monroe County. Our methods of assessment includes regular on-site inspections and preventative maintenance of our facilities, maintaining regular dialog with relevant Monroe County Sheriff's Office (MCSO) staff and professionals to ensure Accreditation standards are being met and/or improvements are communicated to guarantee efficient standards and compliance are met.

The Correction Facilities Department provides 24 hour, routine and emergency maintenance to three detention facilities, three MCSO substations, the MCSO Headquarters and MCSO hanger at the Marathon International Airport. We work closely with contractors on large capital improvement projects and self- perform small in-house jobs.

• Provide routine maintenance to all MCSO buildings.
• Ensure that all accreditation standards are met by Correction Public works employees.
• Assist with the development of new MCSO buildings and improvements.

Strategic Goals

Monroe County BOCC Strategic Plan Areas of Concern and Priority related Actions:

• Environment: Conservation- Strengthen Strategic Environment Partnership (i.e.- FL Keys National Marine Sanctuary, Army Corp, etc.)

- Action: Corrections Facilities will reduce water consumption by installing I-Con water control equipment on all toilets, showers and sinks
- Performance Measure: Water reduction equipment installed.
- Target Metric: 50% of the equipment installed.

• Economy: Workforce- Workforce Transportation- Alternative Solutions

- Action: Corrections Facilities will work towards a car pool for employees to reduce the carbon footprint and offer Alternative transportation solutions for the Workforce.
- Performance Measure: Increase the amount of work shifts employees carpool
- Target Metric: 80% of shifts

Department Goals, Actions and Measures:

• Goal: Improve staff capabilities for increased operational efficiencies

- Action: Provide staff development opportunities in skills needed by the department including lock smith training, HVAC and plumbing
- Performance Measure: Number of staff who acquire additional certifications
- Target Metric: 50% of the staff receive additional training

• Goal: Expand County-wide use of Facility Dude for increased efficiency for facility maintenance needs

- Action: Enroll and train all County employees in the program
- Performance Measure: All County Employees enrolled and trained on FacilityDude
- Target Metric: 99% of employee enrolled, 80% trained.

Budgetary Cost Summary	FY 2022 Actual	FY 2023 Actual	FY 2024 Adopted	FY 2024 Amended	FY 2025 Proposed	FY 2025 Change
Personnel Expenditures	903,952	1,105,055	1,227,370	1,227,370	1,305,620	6.4%
Operating Expenditures	1,627,625	1,900,763	2,098,387	2,098,387	3,186,066	51.8%
Capital Outlay Expenditures	5,833	44,492	80,550	80,550	-	(100.0)%
Total Budget	**2,537,410**	**3,050,310**	**3,406,307**	**3,406,307**	**4,491,686**	**31.9%**

Corrections Facilities

Appropriations by Department	FY 2022 Actual	FY 2023 Actual	FY 2024 Adopted	FY 2024 Amended	FY 2025 Proposed	FY 2025 Change
Correction Facilities	2,537,410	3,050,310	3,406,307	3,406,307	4,491,686	32%
Total Budget	**2,537,410**	**3,050,310**	**3,406,307**	**3,406,307**	**4,491,686**	**32%**

Revenue Sources	FY 2022 Actual	FY 2023 Actual	FY 2024 Adopted	FY 2024 Amended	FY 2025 Proposed	FY 2025 Change
Fine & Forfeiture Fund	2,537,410	3,050,310	3,406,307	3,406,307	4,491,686	31.9%
Total Revenue	**2,537,410**	**3,050,310**	**3,406,307**	**3,406,307**	**4,491,686**	**31.9%**

Position Summary by Department	FY 2022 Actual	FY 2023 Actual	FY 2024 Adopted	FY 2025 Proposed	FY 2025 Variance
Correction Facilities	10.15	11.00	12.00	12.00	-
Total Full-Time FTE	10.15	11.00	12.00	12.00	-
Total FTE	**10.15**	**11.00**	**12.00**	**12.00**	**-**

Corrections Facilities

Correction Facilities

Mission Statement

The Correction Facilities Department provides 24-hour, routine and emergency maintenance to three detention facilities, three substations, a Headquarters building and Hanger.

Description and Services Provided

The Monroe County Correction Facilities Department consist of ten personnel ranging in maintenance skills from plumbing to locksmith who provide the best support services for maintaining multiple well- functioning and safe facilities throughout Monroe County. Our methods of assessment includes regular on-site inspections and preventative maintenance of our facilities, maintaining regular dialog with relevant Monroe County Sheriff's Office (MCSO) staff and professionals to ensure Accreditation standards are being met and/or improvements are communicated to guarantee efficient standards and compliance are met.

The Correction Facilities Department provides 24 hour, routine and emergency maintenance to three detention facilities, three MCSO substations, the MCSO Headquarters and MCSO hanger at the Marathon International Airport. We work closely with contractors on large capital improvement projects and self- perform small in-house jobs.

- Provide routine maintenance to all MCSO buildings.
- Ensure that all accreditation standards are met by Correction Public works employees.
- Assist with the development of new MCSO buildings and improvements.

Major Variances

The FY2025 Budget request includes:

- Salary & Wages-Overtime- Increase from $25,000 to $40,000. For after hours phone, and monitoring contractors on the weekends and after hours.

- Contractual Services- All existing contracts received CPI increase $200,000 for Siemens an additional $320,000 for Gary's plumbing to continue and complete the piping under the jail.

- Utilities- We have incorporated a CPI increase to the budget to accommodate new buildings and an anticipated price increase from the Utility Companies increase $150,000

- Operating Supplies– With the rise in gas prices and anticipating it will continue to rise, we are asking to increase this budget by $15,000 annually.

- Operating Supplies- Requesting to increase the Cost Center an additional $15,000 for the increase in the amount of New and Duplicate Keys, for all County Buildings.

- Repair & Maintenance-Requesting to increase the Cost Center an additional $15,000 for the increase in the amount of New Cores and Locks for all County Buildings, add an additional increase $100,000 for repairs, including 25 deteriorating windows that must be repaired and can't wait.

- Capital Building Outlay – We are requesting $57,000 to complete a few small Capital Building improvements that do not meet the threshold for Capital Improvement Plans. This will include carpet replacement in the MCSO Detention Center Admin area of the main jail.

Budgetary Cost Summary	FY 2022 Actual	FY 2023 Actual	FY 2024 Adopted	FY 2024 Amended	FY 2025 Proposed	FY 2025 Change
Personnel Expenditures	903,952	1,105,055	1,227,370	1,227,370	1,305,620	6.4%
Operating Expenditures	1,627,625	1,900,763	2,098,387	2,098,387	3,186,066	51.8%
Capital Outlay Expenditures	5,833	44,492	80,550	80,550	-	(100.0)%
Total Budget	**2,537,410**	**3,050,310**	**3,406,307**	**3,406,307**	**4,491,686**	**31.9%**

Corrections Facilities

Revenue Sources	FY 2022 Actual	FY 2023 Actual	FY 2024 Adopted	FY 2024 Amended	FY 2025 Proposed	FY 2025 Change
Fine & Forfeiture Fund	2,537,410	3,050,310	3,406,307	3,406,307	4,491,686	31.9%
Total Revenue	**2,537,410**	**3,050,310**	**3,406,307**	**3,406,307**	**4,491,686**	**31.9%**

Position Summary	FY 2022 Actual	FY 2023 Actual	FY 2024 Adopted	FY 2025 Proposed	FY 2025 Variance
Administrative Support	2.00	1.00	1.00	1.00	-
Officials & Administrators	0.15	-	-	-	-
Skilled Craft Workers	4.00	6.00	7.00	7.00	-
Service Maintenance	3.00	3.00	3.00	3.00	-
Professionals	1.00	1.00	1.00	1.00	-
Total Full-Time FTE	10.15	11.00	12.00	12.00	-
Total FTE	**10.15**	**11.00**	**12.00**	**12.00**	**-**

FY25 Proposed Budget

Medical Examiner

Medical Examiner

Proposed FY25:

FY25 Revenue Source

General Fund	$936,717
Other Ad Valorem	$0
Non Ad Valorem	$0
	$936,717

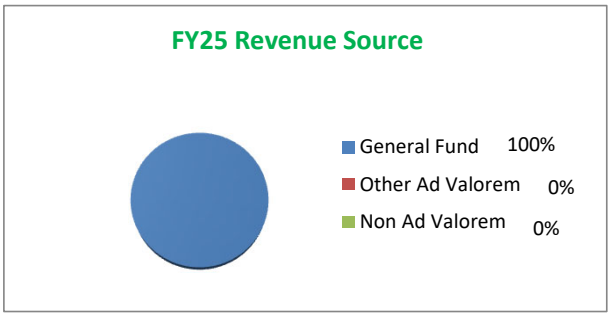

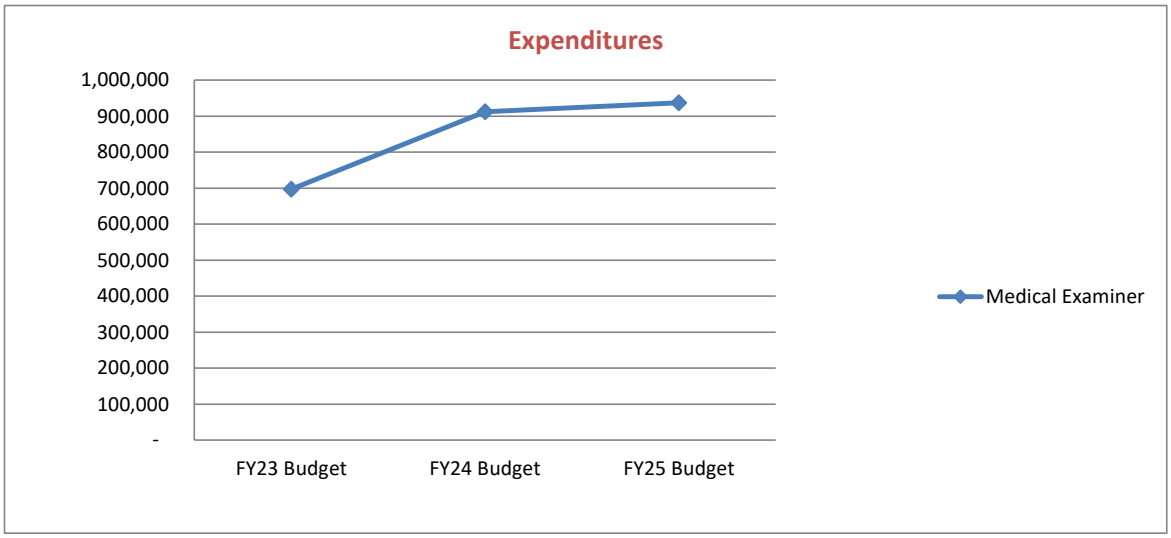

Expenditures by Department

	Adopted FY23 Budget	Adopted FY24 Budget	Proposed FY25 Budget	FY25 Change
Medical Examiner	697,085	912,501	936,717	2.65%
Total	697,085	912,501	936,717	2.65%

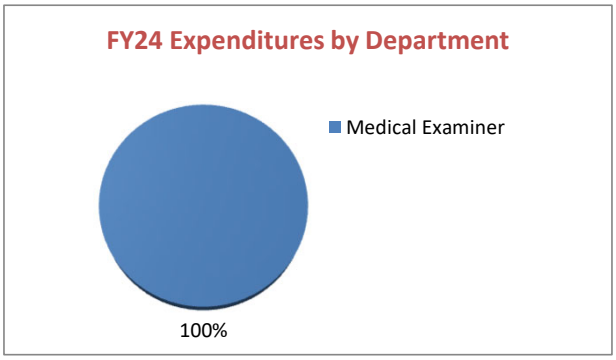

Medical Examiner

Budgetary Cost Summary

	Adopted FY23 Budget	Adopted FY24 Budget	Proposed FY25 Budget	FY25 Change
Personnel Expenditures	-	682,127	711,462	4.3%
Operating Expenditures	697,085	227,374	222,255	-2.25%
Capital Outlay Expenditures	-	3,000	3,000	0.00%
Total	697,085	912,501	936,717	2.65%

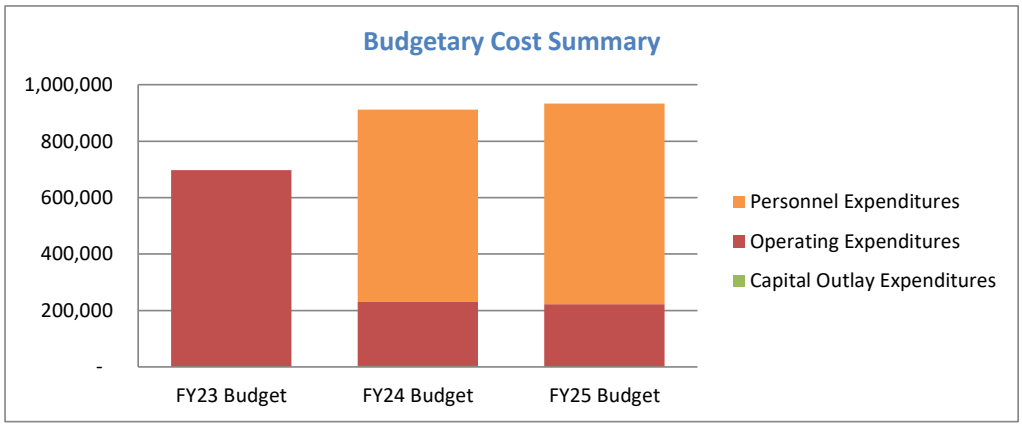

	Adopted FY23 Budget	Adopted FY24 Budget	Proposed FY25 Budget	FY25 Change
FTE History	-	2.00	2.00	-
FY24 Change	Added: +2 FTE's: BOCC Approved the Medical Examiner as Dept.			
FY25 Proposed Changes	No change			

Medical Examiner

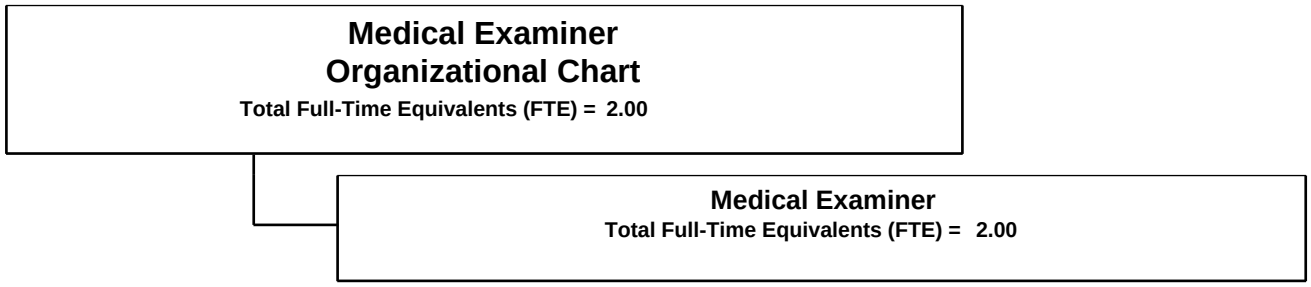

Medical Examiner

Services Provided

Acting under the authority of Florida Statute 406, the Medical Examiner provides accurate, timely, dignified and professional death investigation services for the residents of Monroe County.

Budgetary Cost Summary	FY 2022 Actual	FY 2023 Actual	FY 2024 Adopted	FY 2024 Amended	FY 2025 Proposed	FY 2025 Change
Personnel Expenditures	-	253,060	682,127	682,127	711,462	4.3%
Operating Expenditures	560,006	411,366	227,374	227,374	222,255	(2.3)%
Capital Outlay Expenditures	-	-	3,000	3,000	3,000	-%
Total Budget	**560,006**	**664,426**	**912,501**	**912,501**	**936,717**	**2.7%**

Appropriations by Department	FY 2022 Actual	FY 2023 Actual	FY 2024 Adopted	FY 2024 Amended	FY 2025 Proposed	FY 2025 Change
Medical Examiner	560,006	664,426	912,501	912,501	936,717	3%
Total Budget	**560,006**	**664,426**	**912,501**	**912,501**	**936,717**	**3%**

Revenue Sources	FY 2022 Actual	FY 2023 Actual	FY 2024 Adopted	FY 2024 Amended	FY 2025 Proposed	FY 2025 Change
General Fund	560,006	664,426	912,501	912,501	936,717	2.7%
Total Revenue	**560,006**	**664,426**	**912,501**	**912,501**	**936,717**	**2.7%**

Position Summary by Department	FY 2022 Actual	FY 2023 Actual	FY 2024 Adopted	FY 2025 Proposed	FY 2025 Variance
Medical Examiner	-	-	2.00	2.00	-
Total Full-Time FTE	-	-	2.00	2.00	-
Total FTE	**-**	**-**	**2.00**	**2.00**	**-**

Medical Examiner

Medical Examiner

Description and Services Provided

Provide Medical Examiner services to District 16, Monroe County.

Major Variances

The requested Medical Examiner Budget for the fiscal year 2024-2025 is $936,717

Budgetary Cost Summary	FY 2022 Actual	FY 2023 Actual	FY 2024 Adopted	FY 2024 Amended	FY 2025 Proposed	FY 2025 Change
Personnel Expenditures	-	253,060	682,127	682,127	711,462	4.3%
Operating Expenditures	560,006	411,366	227,374	227,374	222,255	(2.3)%
Capital Outlay Expenditures	-	-	3,000	3,000	3,000	-%
Total Budget	**560,006**	**664,426**	**912,501**	**912,501**	**936,717**	**2.7%**

Revenue Sources	FY 2022 Actual	FY 2023 Actual	FY 2024 Adopted	FY 2024 Amended	FY 2025 Proposed	FY 2025 Change
General Fund	560,006	664,426	912,501	912,501	936,717	2.7%
Total Revenue	**560,006**	**664,426**	**912,501**	**912,501**	**936,717**	**2.7%**

Position Summary	FY 2022 Actual	FY 2023 Actual	FY 2024 Adopted	FY 2025 Proposed	FY 2025 Variance
Service - Maintenance	-	-	2.00	2.00	-
Total Full-Time FTE	-	-	2.00	2.00	-
Total FTE	**-**	**-**	**2.00**	**2.00**	**-**

FY25 Proposed Budget

Parks & Recreation

Parks and Recreation

Proposed FY25:

FY25 Revenue Source

General Fund	$175,824
Other Ad Valorem	$5,000,557
Non Ad Valorem	$26,300
Capital Funds	$0
	$5,202,681

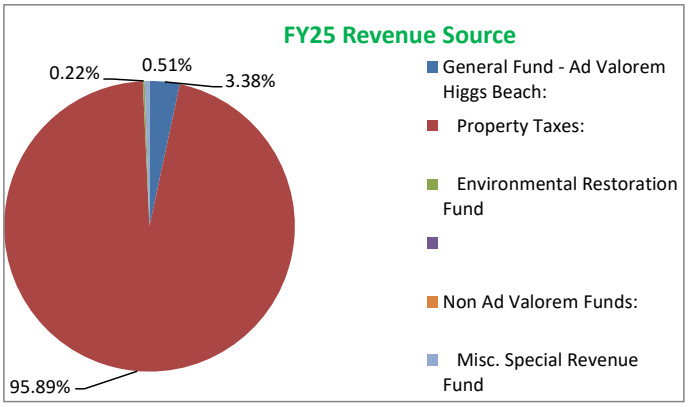

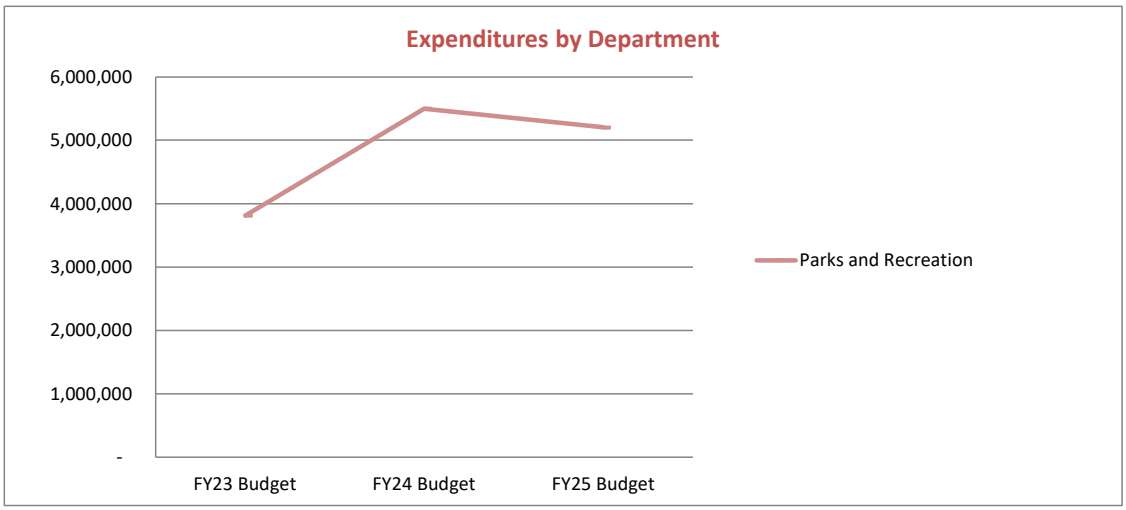

Expenditures by Department

	Adopted FY23 Budget	Adopted FY24 Budget	Proposed FY25 Budget	FY25 Change
Parks and Recreation	3,810,389	5,495,850	5,202,681	-5.3%
Total	3,810,389	5,495,850	5,202,681	-5.3%

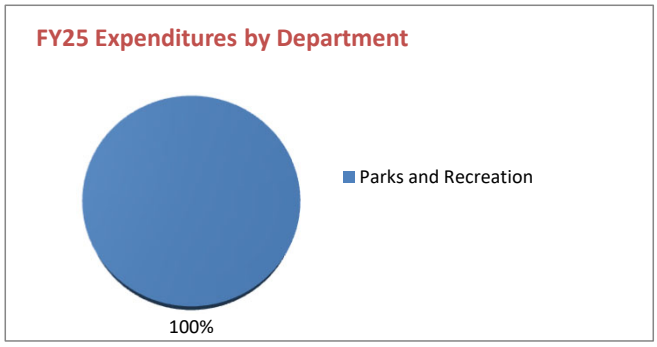

Parks and Recreation

Budgetary Cost Summary

	Adopted FY23 Budget	Adopted FY24 Budget	Proposed FY25 Budget	FY25 % of Total	FY25 Change
Personnel Expenditures	1,249,196	1,930,261	1,747,917	33.6%	-9.4%
Operating Expenditures	2,340,808	3,141,562	3,372,864	64.8%	7.4%
Capital Outlay Expenditures	220,385	424,027	81,900	1.6%	-80.7%
Total	3,810,389	5,495,850	5,202,681	100%	-5.3%

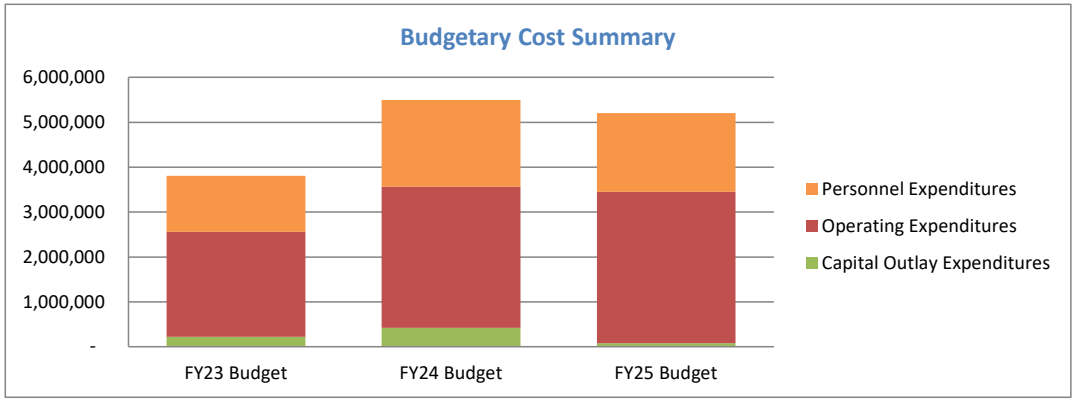

		Adopted FY23 Budget	Adopted FY24 Budget	Proposed FY25 Budget	FY25 Change
FTE History		15.78	16.78	16.78	-
FY23 Change	+ 1 FTE - Executive				
FY24 Change	Added: +1 FTE: Maintenance Worker 2				
FY25 Proposed Changes	No change				

Parks & Recreation

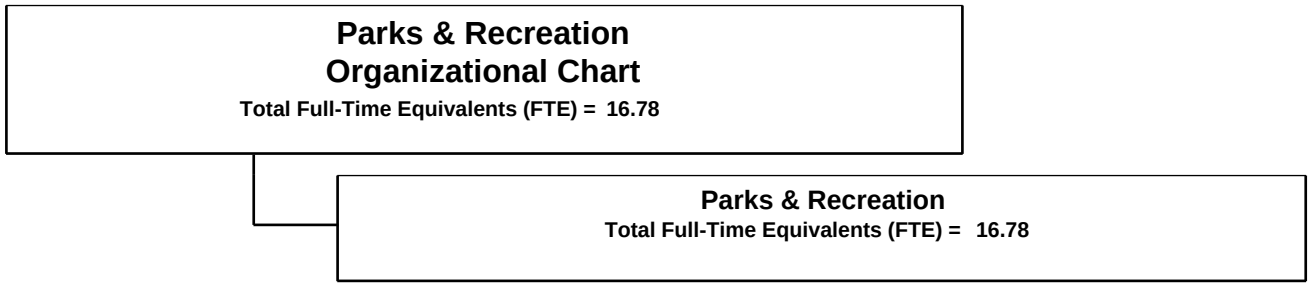

Parks & Recreation

Mission Statement

To provide quality parks, beaches, facilities, amenities, and services to meet the recreation needs of the entire Florida Keys community by utilizing the resources of our team, volunteers, and partners. We create opportunities to enjoy life, explore nature, and energize your health.

Enjoy, Explore, Energize

Services Provided

The Parks & Recreation Department maintains all of Monroe County's existing parks, beaches, and oat ramps.

Budgetary Cost Summary	FY 2022 Actual	FY 2023 Actual	FY 2024 Adopted	FY 2024 Amended	FY 2025 Proposed	FY 2025 Change
Personnel Expenditures	1,289,855	1,741,796	1,930,261	1,930,261	1,747,917	(9.4)%
Operating Expenditures	1,917,110	2,010,109	3,141,562	3,141,562	3,372,864	7.4%
Capital Outlay Expenditures	168,180	38,654	424,027	424,027	81,900	(80.7)%
Total Budget	**3,375,145**	**3,790,559**	**5,495,850**	**5,495,850**	**5,202,681**	**(5.3)%**

Appropriations by Department	FY 2022 Actual	FY 2023 Actual	FY 2024 Adopted	FY 2024 Amended	FY 2025 Proposed	FY 2025 Change
Parks & Recreation	3,375,145	3,790,559	5,495,850	5,495,850	5,202,681	(5)%
Total Budget	**3,375,145**	**3,790,559**	**5,495,850**	**5,495,850**	**5,202,681**	**(5)%**

Revenue Sources	FY 2022 Actual	FY 2023 Actual	FY 2024 Adopted	FY 2024 Amended	FY 2025 Proposed	FY 2025 Change
General Fund	99,526	93,251	176,729	176,729	175,824	(0.5)%
Unincorporated Svc District - Parks & Recreation	3,176,819	3,689,960	5,305,038	5,305,038	4,989,074	(6.0)%
Miscellaneous Special Revenue Fund	-	750	2,600	2,600	26,300	911.5%
Environmental Restoration Fund	-	6,597	11,483	11,483	11,483	-%
One Cent Infrastructure Surtax	98,800	-	-	-	-	-%
Total Revenue	**3,375,145**	**3,790,559**	**5,495,850**	**5,495,850**	**5,202,681**	**(5.3)%**

Position Summary by Department	FY 2022 Actual	FY 2023 Actual	FY 2024 Adopted	FY 2025 Proposed	FY 2025 Variance
Parks & Recreation	17.28	15.78	16.78	16.78	-
Total Full-Time FTE	17.28	15.78	16.78	16.78	-
Total FTE	**17.28**	**15.78**	**16.78**	**16.78**	**-**

Parks & Recreation

Parks & Recreation

Budgetary Cost Summary	FY 2022 Actual	FY 2023 Actual	FY 2024 Adopted	FY 2024 Amended	FY 2025 Proposed	FY 2025 Change
Personnel Expenditures	1,289,855	1,741,796	1,930,261	1,930,261	1,747,917	(9.4)%
Operating Expenditures	1,917,110	2,010,109	3,141,562	3,141,562	3,372,864	7.4%
Capital Outlay Expenditures	168,180	38,654	424,027	424,027	81,900	(80.7)%
Total Budget	**3,375,145**	**3,790,559**	**5,495,850**	**5,495,850**	**5,202,681**	**(5.3)%**

Revenue Sources	FY 2022 Actual	FY 2023 Actual	FY 2024 Adopted	FY 2024 Amended	FY 2025 Proposed	FY 2025 Change
General Fund	99,526	93,251	176,729	176,729	175,824	(0.5)%
Unincorporated Svc District - Parks & Recreation	3,176,819	3,689,960	5,305,038	5,305,038	4,989,074	(6.0)%
Miscellaneous Special Revenue Fund	-	750	2,600	2,600	26,300	911.5%
Environmental Restoration Fund	-	6,597	11,483	11,483	11,483	-%
One Cent Infrastructure Surtax	98,800	-	-	-	-	-%
Total Revenue	**3,375,145**	**3,790,559**	**5,495,850**	**5,495,850**	**5,202,681**	**(5.3)%**

Position Summary	FY 2022 Actual	FY 2023 Actual	FY 2024 Adopted	FY 2025 Proposed	FY 2025 Variance
Administrative Support	4.00	5.50	7.00	8.00	1.00
Service - Maintenance	-	-	1.00	1.00	-
Skilled Craft Workers	12.28	9.28	7.78	6.78	(1.00)
Professionals	1.00	1.00	1.00	1.00	-
Total Full-Time FTE	17.28	15.78	16.78	16.78	-
Total FTE	**17.28**	**15.78**	**16.78**	**16.78**	**-**

FY25 Proposed Budget

Tourist Development Council

The Florida Keys & Key West come as you are®
MONROE COUNTY TOURIST DEVELOPMENT COUNCIL

Date: June 28, 2024

To: Monroe County Board of County Commissioners

From: Tina Boan, Acting TDC Chief Financial Officer

Senior Director, BOCC Office of Management & Budget

Maxine Pacini, TDC Office Manager

RE: **FY 2025 TDC Line Item Budget**

During the June 18th, 2024 TDC Meeting, the Board approved the following FY 25 line Item budget. Attached is a line item summary of the final proposed budget.

Revenue

Projected FY 2025 Annual Four Penny Revenue	**$ 60,000,000**
$15,000,000 per penny	
Less 5% non-collection allowance (F.S.129.01)	$ (3,000,000)
Total FY25 Bed tax revenue	**$ 57,000,000**

Fund Balance Forward	
Unexpended Capital Resources	$ 1,507,294
Unexpended Event Resources	$ 829,499
Outstanding FY 24 capital agreements brought forward	$ 8,931,184
Outstanding FY 24 event agreements brought forward	$ 1,356,693
Total est. unexpended contracts/resources fund balance forward	**$ 12,624,670**

Fund Balance Forward
SB 1456 Title- Counties Designated as Areas of Critical State Concern
Affordable Housing (Previously included in TDC budget under "Special Public Facilities Projects Category")

The bill passage allows (1) A county that has been designated as an area of critical state concern that levies a tourist development tax may use any accumulated surplus from such taxes collected through September 30, 2024, not to exceed $35,000,000 for the purpose of providing housing that is: (a) Affordable, as defined in s. 420.0004, Florida Statutes; and (b) Available to employees of private sector tourism related businesses in the county. Any housing financed with funds from the surplus described in subsection (1) may be used only to provide housing that is affordable, as defined in s. 420.0004, Florida Statutes, for a period of no less than 99 years. This act shall take effect July 1, 2024.

Currently the funds for this line item are held within each of the district's budgets (The current Monroe County Code only allows for this type of expenditure from the 3rd/4th pennies) and were taken from unappropriated revenue/expense variance (fund balance). It is anticipated that these amounts will be transferred to a County or Land Authority line item during FY 25.

Total Private Sector Tourism Affordable housing fund balance forward	**$ 35,000,000**

Fund Balance Forward
Emergency Disaster Funds
As per the TDC policy approved April 2023, up to $12,000,000 may be set aside for emergency contingency reserves.

An emergency reserve for special advertising and capital projects as needed to respond to economic disasters or other emergency events that directly or indirectly affect the Florida Keys and the promotion of tourism within the Florida Keys. The BOCC and TDC are responsible for ensuring adequate funds are available. Beginning with Fiscal Year 2024, The emergency reserve fund account balance should maintain a minimum of $4 million and a maximum of $12 million. In the event these funds fall below the set amount an action plan to begin the replenishment to the appropriate level will be addressed in the ensuing budget year.

Emergency reserve funds under the 1st and 2nd penny are allowed to be used for capital and generic promotional advertising resources in response to an emergency, natural or economic disasters or other economic disruptions which is held in account and requires TDC and BOCC approval.

Emergency reserve funds under 3rd and 4th pennies are allowed to be used upon approval by the DACs for capital and promotional advertising resources in response to an emergency, natural or economic disasters or other economic disruptions. The emergency reserve amounts are contingency funds and are set aside based upon usage for promotional and capital project purposes in prior years, the potential needs of tourist facilities and the estimated cost of construction related services for repairs to those tourist facilities.

The FY25 budget plan is as follows:

Events Promotion	
(Fund 115/Generic Two Penny: Need TDC/BOCC approval to spend)	$ 1,081,783
Advertising and Promotion	
(Fund 116/Generic Two Penny: Need TDC/BOCC approval to spend)	$ 6,000,000
Administration	
(Fund 116/Generic Two Penny: Need TDC/BOCC approval to spend)	$ 825,000
Capital Economic Disaster Fund	
(Fund 117-121 Districts – Only need DAC approval to spend)	$ 2,730,900
Promotional Advertising	
(Fund 117-121 Districts – Only need DAC approval to spend)	$ 1,362,317
Total Emergency/Contingency Reserves fund balance forward	**$ 12,000,000**
Total Revenue/projected FY25 Budget	**$ 116,624,670**

CAPITAL PROJECT FUNDING

FY24 Capital project agreements funded but not completed *$4,688,158 is City/County/Municipalities contracts.* *$4,243,026 is for non-profit tourist business project contracts.*	$ 8,931,184
NEW Capital Project Resources for FY 2025	$12,000,000
Unexpended FY 2024 Capital Resources	$ 1,507,294
Total Capital Resources Available in FY 2025	**$13,507,294**

- FY25 available capital resources is based on 20%, $12,000,000, of projected FY25 revenue as well as unallocated FY24 funds, $1,507,294.
- Capital project funds are funded from the two penny DAC budgets.
- Capital project contractors that have indicated their contract amount will not be expended on or before September 30, 2024, will be brought forward to the FY25 budget beginning on October 1, 2024.

SPECIAL PUBLIC FACILITIES PROJECTS
The TDC budget is to be formulated in accordance with the Monroe County Tourism Development Plan as set forth Sec. 23-200, Monroe County Code.

Every year as part of the formulation of the TDC budget, an amount that will be determined based upon the details as set forth herein and as agreed upon by the OMB and the TDC administrative office will be allocated for special public facility projects within the district budgets. These public facility project funds shall be taken

from the previous end of year Unappropriated fund balance and brought forward for the public facility project fund.
Example: FY 23 Unappropriated fund balance amount which has been agreed upon shall be placed in the FY 25 Special Public Facility Projects line item.

The special public facility projects funds should stay in the fund/account for that purpose unless the District Advisory Committee (DAC) and TDC makes a special request to the BOCC to move those funds into other line items within the DAC budget where the tourist development tax was collected.

The special public facility projects will require TDC and BOCC approval but will not be processed through the capital application process.

CULTURAL/FISHING/DIVE COMMITTEES
We have allocated the following amounts to each of the committees as follows:

- Cultural Umbrella: $1,500,000 Fishing Advisory Committee: $1,500,000
- Dive Umbrella: $1,500,000

STAFF MERIT/CPI INCREASES
We have set aside 5% of the staff salary for staff COLA & merit increases from the Administrative Services line item. There may be a future adjustment to the budget request to correspond with the BOCC's final decision concerning annual salary increases.

In addition to the COLA & merit increase, funding is being requested for increases and costs related to a professional full classification and compensation study. In keeping with our commitment to attracting and retaining staff necessary to provide high quality services a compensation study is needed to better understand and support our current condition and needs moving forward. This study will combine qualitative and quantitative data analysis to produce recommendations that maximize fairness and competitiveness of our compensation structure and practices.

GOVERNMENT FULL COST ALLOCATION TRANSFER

- TDC projects $309,273 for county government end of year indirect cost allocation transfers. To identify indirect costs incurred in support of special fund activities, Monroe County has developed, through a qualified outside CPA firm, this central services cost allocation plan. This includes operating costs for services provided by the BOCC to the TDC but not directly charged to TDC funds. Cost pool items include services for the County Administrator's Office, Finance Department, County Attorney's Office, Technical Services, OMB, Purchasing Department, Public Works, and the Board of County Commissioners.
- Per FL. Stat. 192.01 To offset the expenses relating to the collection and administration of the bed tax revenue by the Tax Collector, up to 3% of the bed tax revenue is provided for this purpose.

BUDGET AMENDMENTS
The TDC budget provides the flexibility to make operational modifications throughout the budget year, any budget amendment would require TDC & BOCC approval.

SUMMARY OF GENERIC AND DISTRICT BUDGETS

FY 2025 REVENUE:		Annual Projected Revenue	Less 5%	BBF DAC FY 24 Event Resources	BBF Contract Commitments	Generic Emergency/ Contingency Funds - DAC promotional and Economic Capital Disaster Funds	BBF DAC FY 24 Capital Resources	Affordable Houseing/Special Public Facilities Projects From 3rd/4th Penny DAC Budgets	Total BBF	Total Budget
GENERIC BUDGET										
	115	$9,765,000	($488,250)	$0	$1,356,693	$1,081,783		$0	$2,438,476	**$11,715,226**
	116	$20,235,000	($1,011,750)	$0	$0	$6,825,000		$0	$6,825,000	**$26,048,250**
		$30,000,000	**($1,500,000)**	**$0**	**$1,356,693**	**$7,906,783**		**$0**	**$9,263,476**	**$37,763,476**
DISTRICT BUDGETS										
DAC I	117	$13,986,000	($699,300)	829,499	$3,614,646	$1,160,900	$1,207,789	$16,256,833	$23,069,667	**$36,356,367**
DAC II	118	$2,433,000	($121,650)	0	$0	$270,000	$180,932	$2,438,825	$2,889,757	**$5,201,107**
DAC III	119	$5,532,000	($276,600)	0	$1,690,044	$865,886	$260,778	$7,599,804	$10,416,512	**$15,671,912**
DAC IV	120	$3,369,000	($168,450)	0	$958,055	$687,039	$1,050	$4,119,377	$5,765,521	**$8,966,071**
DAC V	121	$4,680,000	($234,000)	0	$2,354,477	$1,109,392	$170,707	$4,585,161	$8,219,737	**$12,665,737**
		$30,000,000	**($1,500,000)**	**829,499**	**$8,617,222**	**$4,093,217**	**$1,821,256**	**$35,000,000**	**$50,361,194**	**$78,861,194**
	Total	**$60,000,000**	**($3,000,000)**	**829,499**	**$9,973,915**	**$12,000,000**	**$1,821,256**	**$35,000,000**	**$59,624,670**	**$116,624,670**

2024/2025 TDC TWO PENNY GENERIC PROPOSED BUDGET (Fund 115)	FY 2025
REVENUE	**9,765,000**
5% RESERVE STATE STATUTE 129.01	(488,250)
	9,276,750
FUND BALANCE FORWARD UNAPPROPRIATED REVENUE/EXPENSE VARIANCE	0
FUND BALANCE FORWARD - Contracted Commitments	1,356,693
EVENT RESOURCES	0
FUND BALANCE FORWARD - EMERGENCY CONTINGENCY	1,081,783
BUDGET TO BE ALLOCATED	11,715,226

EVENTS (35%):

TWO PENNY GENERIC EVENTS

75035• EVENT RESOURCES (contingency)	**100,000**
86529• COUNTY COST ALLOCATION	72,713
75036• FINANCE SALARY & RELATED COSTS	16,275
75035• FULFILLMENT - CONSUMER (Phone Charges)	97,621
75037• FILM COMMISSION OFFICE	425,000
75038• PUBLIC RELATIONS FEES	733,688
75038• PUBLIC RELATIONS EXPENSES	1,750,000
75038- PUBLIC RELATIONS STRINGER FEES	98,861
75039• RESEARCH/SALARY/BENEFITS	731,000
75011 CULTURAL UMBRELLA	1,500,000
75022• FISHING ADVISORY	1,500,000
75033• DIVE UMBRELLA	1,500,000
75040-FLORIDA KEYS COUNCIL OF THE ARTS	100,000
CULTURAL EVENTS BBF	**53,693**
FISHING EVENTS BBF	8,000
75361• DAC I SPECIAL PROJECTS	**0**
75361 - CFK SWIM AROUND KEY WEST AND SWIM MEETS 24	**10,000**
75360 - FANTASY FEST 24	**200,000**
75361 - KEY WEST BREWFEST 24	**25,000**
75361 - KEY WEST END OF PROHIBITION CELEBRATION 24	**10,000**
75361 - KEY WEST FILM FEST 24	**35,000**
75361 - KEY WEST HOLIDAY FEST 24	**50,000**
75361 - KEY WEST PADDLE CLASSIC 24	**10,000**
75361 - KEY WEST TRIATHLON 24	**25,000**
75361 - KEY WEST TROPICAL HEAT 24	**25,000**
75361 - KEY WEST WINTER WONDERLAND 24	**50,000**
75361 - KEY WEST WOMENFEST 24	**35,000**
75361 - NEW YEARS EVE SHOE DROP 24	**35,000**
75361 - RAMS HEAD PRESENTS 24	**100,000**
75361 - RUN CONCH REPUBLIC SOUTHERNMOST 5K/10K 24	**25,000**
75361 - RWO OFFSHORE WORLD CHAMPIONSHIP 24	**175,000**
75360 - THE REMARCABLE TOUR DE KEYS 24	**10,000**
75361 - TRUMAN WATERFRONT FARMERS MARKET 24	**10,000**
75361 - KEY WEST LITERARY SEMINAR 25	75,000
75361 - KEY WEST PRIDE 25	75,000
75361 - KEY WEST SONGWRITERS 25	150,000
75361 - TRUMAN WATERFRONT FARMERS MARKET 25	3,772

TWO PENNY GENERIC EVENTS

75362• DAC II SPECIAL PROJECTS	**0**
75362 - FANTASY FEST 24	**25,000**
75360 - RWO OFFSHORE WORLD CHAMPIONSHIP 24	**25,000**
75362 - KEY WEST RUM FESTIVAL 24	**20,000**
75360 - HEMINGWAY LOOK-ALIKE CONTEST 25	20,000
75360 - MILE 0 FEST 25	20,000
75360 - SEACAMP 60TH REUNION 25	12,844
75363• DAC III SPECIAL PROJECTS	**0**
75360 - FANTASY FEST 24	**30,000**
75363 - HEROES SALUTE TRIBUTE WEEKEND 24	**30,000**
75360 - MIAMI BOAT RALLY 24	**40,000**
75363 - PIGEON KEY HOLIDAY SPECTACULAR 24	**40,000**
75363 - THE REMARCABLE TOUR DE KEYS 24	**5,000**
75363 - I CARE TRASH DERBY 24	**10,000**
75360 - KEY WEST HALF MARATHON 25	20,000
75360 - 7 MILE OFFSHORE GRAN PRIX 25	50,000
75360 - ICARE TRASH DERBY 25	20,000
75360 - NAS AIR SHOW 25	30,000
75360 - TOUR DE KEYS 25	154
75364• DAC IV SPECIAL PROJECTS	**0**
75360 - FANTASY FEST 24	**10,000**
75364 - ISLAMORADA HALF MARATHON, 10K 24	**40,000**
75360 -SWIM FOR ALLIGATOR LIGHTHOUSE 24	**40,000**
75364 - OLD HWY RUN/WALK 24	**10,000**
75360 - GIGANTIC NAUTICAL MARKET 25	20,000
75360 - ICARE TRASH DERBY 25	13,174
75360 - SWIM FOR ALLIGATOR LIGHTHOUSE 25	40,000
75365• DAC V SPECIAL PROJECTS	**0**
75365 - KEY LARGO BRIDGE RUN 24	**30,000**
75365 - KEY LARGO TRIATHLON RACE SERIES 24	**10,000**
75360 - MIAMI BOAT RALLY 24	**20,000**
75365 - ORANGE BOWL 24	**40,000**
75365 - REEF FEST 24	**20,000**
75365 - SWIM FOR ALLIGATOR LIGHTHOUSE 24	**10,000**
75360 - THE REMARCABLE TOUR DE 24	**10,000**
75360 - FANTASY FEST 25	10,000
75360 - GIGANTIC NAUTICAL MARKET 25	10,000
75360 - ICARE TRASH DERBY 25	30,000
75360 - KEY LARGO TRIATHLON 25	11,648
75360 - NAS AIR SPECTACULAR 25	10,000
75360 - SWIM FOR ALLIGATOR LIGHTHOUSE 25	20,000
75360 - TOUR DE KEYS 25	10,000
75090• EMERGENCY CONTINGENCY RESERVES (Reduced by $746,050 to meet $12m max Emergency in TDC budget)	**1,081,783**
TWO PENNY GENERIC EVENTS:	11,715,226

Fund 116	FY 2025
REVENUE	**20,235,000**
5% RESERVE STATE STATUTE 129.01	(1,011,750)
	19,223,250
FUND BALANCE FORWARD UNAPPROPRIATED REV/EXPENSE VARIANCE	0
RESOURCES	0
FUND BALANCE FORWARD - EMERGENCY CONTINGENCY	6,825,000
BUDGET TO BE ALLOCATED	**26,048,250**

ADMINISTRATIVE (7%)

TWO PENNY GENERIC ADMINISTRATIVE

76007• ADMINISTRATIVE RESOURCES (Contingency)	**143,273**
76007• ADMINISTRATIVE SERVICES	1,200,000
76007• LEGAL SALARIES & BENEFITS	142,005
76007• ADVERTISING	25,000
76007• BOARD/ADMINISTRATIVE TRAVEL	50,000
76007• BUSINESS LEASE	150,000
76007• COMMUNICATIONS (remote staff payment of internet services)	15,000
76007• DUES & SUBSCRIPTIONS	15,000
76007• EQUIPMENT RENTAL/LEASES	15,000
76080• FINANCE STAFF SALARY AND RELATED COSTS	33,725
76007• OFFICE SUPPLIES	30,000
76007• VIS SOFTWARE (new software licences for staff computers)	5,000
76007• COURIER SERVICE	1,000
76007• JANITORIAL SERVICES	20,000
76007• CAPITAL EXPENDITURES/OPERATING SUPPLIES	40,000
76007• REPAIRS/MAINTENANCE	50,000
86530 COUNTY COST ALLOCATION	39,997
76007 OPERATING SUPPLIES	10,000
76007• VISIT FLORIDA (Access to Marketing programs and Destination reports)	10,000
76090• EMERGENCY CONTINGENCY RESERVES	**825,000**
TWO PENNY GENERIC ADMINISTRATIVE:	2,820,000

TWO PENNY
GENERIC ADVERTISING & PROMOTION

ADVERTISING & PROMOTION (65%):

76064• CONTINGENCY	**400,000**
86530• COUNTY COST ALLOCATION	74,281
76065• ADVERTISING - PROMOTIONAL	13,250,772
76066• SALES & MARKETING EXPENSES	1,247,800
76081• SALES & MARKETING STAFF	1,500,000
76079• EUROPEAN SALES AGENCY	521,200
76078• WEBSITE RELATED EXPENSES	200,000
76065• MAIL FULFILLMENT - TRADE	34,197
76661• DAC I SPECIAL PROJECTS	**0**
76661• DAC I - ADVERTISING CAMPAIGN	
766620• DAC II - SPECIAL PROJECTS	**0**
76662• DAC II - ADVERTISING CAMPAIGN	
76663• DAC III - SPECIAL PROJECTS	**0**
76663• DAC III - ADVERTISING CAMPAIGN	
76664• DAC IV - SPECIAL PROJECTS	**0**
76664• DAC IV -ADVERTISING CAMPAIGN	
76665• DAC V - SPECIAL PROJECTS	**0**
76665• DAC V - ADVERTISING CAMPAIGN	
76090• EMERGENCY CONTINGENCY RESERVES	**6,000,000**
	23,228,250

2024/2025 DISTRICT I TWO PENNY PROPOSED BUDGET - FUND 117

DISTRICT I TWO PENNY

TWO PENNY	FY 2025
REVENUE	**13,986,000**
5% RESERVE STATE STATUTE 129.01	(699,300)
	13,286,700
FUND BALANCE FORWARD UNAPPROPRIATED REVENUE/EXPENSE VARIANCE	0
FUND BALANCE FORWARD - Commitments (EVENTS/CAPITAL)	3,614,646
FUND BALANCE FORWARD - SPECIAL BEACH FUND	313,962
EVENT RESOURCES BROUGHT FORWARD	829,499
CAPITAL RESOURCES BROUGHT FORWARD	893,827
FUND BALANCE FORWARD - PROMOTIONAL RESOURCES	500,000
FUND BALANCE FORWARD - CAPITAL ECONOMIC DISASTER	660,900
FUND BALANCE FORWARD - SPECIAL PUBLIC FACILITIES	16,256,833
	36,356,367
ADMINISTRATIVE	
77003 ADMINISTRATIVE SERVICES	324,395
86531-COUNTY COST ALLOCATION	54,392
FINANCE SALARY & RELATED COSTS	23,310
77003 - UTILITIES	17,483
77003 - ADMINISTRATIVE RESOURCES	
	419,580
ADVERTISING	
77010 - VISITOR INFORMATION SERVICES	350,450
77012 - GAY & LESBIAN VIS	57,882
77020 - DAC I AD CAMPAIGN:	6,328,498
77020 - DAC I WEBCAMS	26,800
77020 - DAC I PROMOTIONAL RESOURCES	**500,000**
TOTAL PROMOTIONAL/VIS	**7,263,630**
CAPITAL/MAINTENANCE/SPECIAL PROJECTS	
77042 - CAPITAL PROJECT RESOURCES	**0**
77011 - HIGGS BCH CLEAN/MAINTENANCE - MONROE COUNTY PW	215,393
77011 - HIGGS BCH SAND - MONROE COUNTY PW	40,000
77011 - HIGGS BCH UTILITIES - MONROE COUNTY PW	108,900
77041 - HIGGS BCH SALARIES - MONROE COUNTY PW (Roberts - 100%)	105,519
77011 - HIGGS BCH SAND/REPAIR/MAINTENANCE - MONROE COUNTY PW	20,000
77011 - HIGGS BCH OPERATING SUPPLIES - MONROE COUNTY PW	20,000
77011 - HIGGS BCH EMERGENCY 2ND BEACH CLEANING	28,675
77011 - WEST MARTELLO MUSEUM MAINTENANCE - MONROE COUNTY PW	15,000
77041 - BEACH SALARY & BENEFITS - MONROE COUNTY PW . (SANDS - 100%)	83,531
77011 - WEST MARTELLO MUSEUM - UTILITIES - MONROE COUNTY PW	29,040
77011 - MUSEUMS - RISK MGMT. - MONROE COUNTY PW	996
77044 - SMATHERS & REST BEACHES	
CLEAN/MAINTENANCE - CITY OF KEY WEST(to 9/30/29 FY26=$900,000; FY 27=$995,000; FY 28=$970,000; FY 29=$1,005,000)	865,000
77043 - ECONOMIC/NATURAL DISASTER CAPITAL RESOURCE	**660,900**
77040 - KEY WEST WILDLIFE BUILDING FY 22	**161,250**
77040 - PAVILIONS AT SMATHERS BEACH 23	**198,000**
77039 - WEST MARTELLO AC AND ELECTRICAL 23	**250,000**
77040 - SOUTHERNMOST PLAZA 24 (Public Facilities)	**994,000**
77040 - CUSTOM HOUSE ELEVATOR 24	**175,695**
77056 - EAST MARTELLO MAIN GALLERY 24	**1,178,576**
77051 - EAST MARTELLO NE WALL BRICK REPAIR 24	**307,125**
77052 - KEY WEST LIGHTHOUSE ADA BATHROOMS 24	**250,000**
77040 - SAN CARLOS STRUCTURAL REPAIRS 24	**100,000**
77040 - SOUTHERMOST PLAZA PHASE 2 FY 25	1,501,302
77040 - CUSTOM HOUSE FIRE SUPPRESSION FY 25	282,500
77040 - CUSTOM HOUSE SITE WORK PARKING LOT FY 25	242,880
77040 - ELIZABETH BISHOP GARDEN FY 25	762,336
77040 - WATERFRONT PLAYHOUSE REPAIRS FY 25	247,820
77040 - HELLINGS HOUSE PHASE 4 FY 25	191,000
77053 - FORT EAST MARTELLO EXTERIOR LIGHTING FY 25	187,185
77054 - KW LIGHTHOUSE ADA BATHROOMS SUPPLEMENTAL FY 25	336,500
77055 - WEST MARTELLO HVAC ELECTRIACL UPGRADE SUPPLE FY 25	125,000
77040 - OLDEST HOUSE REPAIRS/CATERING KITCHEN FY 25	310,000
77040 - REEF RENEWAL FY 25	21,000
77040 - FKCC AQUATIC CENTER GEO THERMAL FY 25	142,000
77040 - CRF KEY WEST FY 25	106,650
77040 - MEL FISHER FY 25	500,000
77040 -	
	10,763,773
	1,628,945

DISTRICT I TWO PENNY

EVENTS	
77030 - NEW EVENTS	
77030 - EVENTS RESOURCES	**494,361**
77030 - HISTORIC DAYS CELEBRATION 25	**17,000**
77030 - FLORIDA KEYS SEAFOOD 25	**25,000**
77030 - TENNESSEE WILLIAMS FESTIVAL 25	**10,000**
77030 - KEY WEST HALF MARATHON & RUNFEST 25	**75,000**
77030 - HEMINGWAY 5K SUNSET 25	**17,000**
77030 - SWIM AROUND KEY WEST 25	**10,000**
77030 - HEMINGWAY LOOK ALIKE 25	**50,000**
77030 - ICARE TRASH DERBY 25	**17,000**
77030 - JUST A FEW FRIENDS KEY WEST 25	**75,000**
77030 - KELLY MCGILLIS 25	**17,000**
77030 - KEY WEST WOMENFEST 25	**35,000**
77030 - MILE 0 FEST 25	**120,000**
77030 - NAS AIR SHOW 25	**75,000**
77030 - PRESIDENTIAL FAMILIES WEEKEND 25	**10,000**
77030 - RUN CONCH REPUBLIC 25	**25,000**
77030 - THE KEY LIME FESTIVAL 25	**75,000**
77030 - THE SOUTHERNMOST REGATTA 25	**75,000**
77030 - TOUR DE KEYS 25	**10,000**
77030 - TROPICAL HEAT 25	**25,000**
77030 - TRUMAN WATERFRONT MARKET 25	**6,228**
77030 - ZOMBIE BIKE RIDE 25	**75,000**
TOTAL EVENTS	**1,338,589**
77050 - HIGGS BEACH SPECIAL FUND	
TOTAL HIGGS BEACH SPECIAL FUND/Designated to Sand on 6/29/16	**313,962**
86541 - SPECIAL PUBLIC FACILITY PROJECTS/AFFORDABLE HOUSING	**16,256,833**
TOTAL DAC I TWO PENNY BUDGET	**36,356,367**

2024/2025 DISTRICT II TWO PENNY PROPOSED BUDGET - FUND 118

DISTRICT II TWO PENNY

	FY 2025
FUND BALANCE FORWARD UNAPPROPRIATED REVENUE/EXPENSE VARIANCE	0
FUND BALANCE FORWARD - Commitments(EVENTS/CAPITAL)	0
EVENT RESOURCES BROUGHT FORWARD	0
CAPITAL RESOURCES BROUGHT FORWARD	180,932
FUND BALANCE FORWARD - PROMOTIONAL RESOURCES	100,000
FUND BALANCE FORWARD - CAPITAL ECONOMIC DISASTER	170,000
FUND BALANCE FORWARD - SPECIAL PUBLIC FACILITIES	2,438,825
BUDGET TO BE ALLOCATED	**5,201,107**
ADMINISTRATIVE	
78003 - ADMINISTRATIVE SERVICES	50,919
86532-COUNTY COST ALLOCATION	14,975
78003 -FINANCE SALARY & RELATED COSTS	4,055
78003 - UTILITIES	3,041
78003 - LEGAL SALARY AND BENEFITS	0
78003 - ADMINISTRATIVE RESOURCES	0
	72,990
ADVERTISING	
78010 - VISITOR INFORMATION SERVICES	100,548
78020 - DAC II AD CAMPAIGN	1,043,251
78020 - DAC II WEBCAM	32,800
78020 - DAC II PROMOTIONAL RESOURCES	**100,000**
TOTAL PROMOTIONAL/VIS	**1,276,599**
CAPITAL/MAINTENANCE/SPECIAL PROJECTS	
78042 - LITTLE DUCK KEY MAINTENANCE - SALARIES/BENEFITS - MONROE COUNTY PW (3 WORKERS)	126,808
78044 - LITTLE DUCK KEY BEACH (VETERAN'S PARK) UTILITIES/SUPPLIES/REPAIRS - MONROE COUNTY PW	9,680
78044 - LITTLE DUCK KEY BEACH (VETERAN'S PARK) CLEANING - MONROE COUNTY PW	8,272
78041 - REEF RENEWAL CORAL FY 25	40,250
78041 - CORAL RESTORATION FY 25	55,800
78043 - ECONOMIC/NATURAL DISASTER CAPITAL RESOURCE	**170,000**
78040 - CAPITAL PROJECT RESOURCES	913,322
TOTAL CAPITAL/SPECIAL PROJECTS	**1,324,132**
EVENTS	
78030 - EVENT RESOURCES	**1,405**
78030 -ANNUAL NAUTICAL EXPO 25	15,000
78030 - KEY WEST HALF MARATHON & RUNFEST 25	20,000
78030 - 7 MILE OFFSHORE GRAN PRIX 25	20,000
78030 - ANNUAL SPANISH FLY MUSIC FESTIVAL 25	10,000
78030 - ICARE TRASH DERBY 25	10,000
78030 - KELLY MCGILLIS CLASSIC 25	5,000
78030 - NAS AIR SHOW 25	2,156
78030 - SEACAMP 60TH REUNION 25	5,000
TOTAL EVENTS/PR STRINGER	**88,561**
86542 - SPECIAL PUBLIC FACILITY PROJECTS/AFFORDABLE HOUSING	**2,438,825**
	5,201,107

2024/2025 DISTRICT III TWO PENNY PROPOSED BUDGET - FUND 119

DISTRICT III TWO PENNY

		FY 2025
TWO PENNY		
REVENUE		**5,532,000**
5% RESERVE STATE STATUTE 129.01		(276,600)
		5,255,400
FUND BALANCE FORWARD UNAPPROPRITED REVENUE/EXPENSE VARIANCE		0
FUND BALANCE FORWARD - Commitments (EVENTS/CAPITAL)		1,690,044
EVENT RESOURCES BROUGHT FORWARD		0
CAPITAL RESOURCES BROUGHT FORWARD		260,778
FUND BALANCE FORWARD - PROMOTIONAL RESOURCES		365,886
FUND BALANCE FORWARD - CAPITAL ECONOMIC DISASTER		500,000
FUND BALANCE FORWARD - SPECIAL PUBLIC FACILITIES		7,599,804
BUDGET TO BE ALLOCATED		**15,671,912**
ADMINISTRATIVE		
79003 - ADMINISTRATIVE SERVICES		136,230
86533-COUNTY COST ALLOCATION		13,595
79003 - FINANCE SALARY & RELATED COSTS		9,220
79003 - UTILITIES		6,915
79003 - ADMINISTRATIVE RESOURCES		
		165,960
ADVERTISING		
79010 - VISITOR INFORMATION SERVICES		176,400
79020 - DAC III AD CAMPAIGN		2,570,394
79020 - DAC III WEBCAM		15,000
79020 - DAC III PROMOTIONAL RESOURCES		**365,886**
	TOTAL PROMOTIONAL/VIS	**3,127,680**
CAPITAL/MAINTENANCE/SPECIAL PROJECTS		
79042 - BEACH MAINTENANCE **FY 23,24,25** (3 yr)		203,050
79042 - DRC RESTORE DOLPHIN LAGOON FY 20		**130,000**
79041 - ECONOMIC/NATURAL DISASTER CAPITAL RESOURCE		**500,000**
79042 - REEF CONSERVATION CENTER 24		**154,467**
79042- PIGEON KEY TRAIN ENTRY GATE FY 24 2ND ROUND		**63,162**
79042 - OCEANFRONT PARK FY 24 3RD ROUND		**201,495**
79042 - REEF RENEWAL CORAL RESTORATION FY 24 3RD ROUND		**69,000**
79042 - QUAY RESTROOM 23		**245,000**
79042 - PIGEON KEY ADA		**166,050**
79042 - SEA LION HABITAT 23		**488,655**
79042 - WELCOME CENTER RAILING 24		**172,215**
79042 -KCB PICKLEBALL COURT FY 25		50,000
79042 - CITY MARATHON 7 MILE MARINA FINGER DOCKS/SIGN FY 25		502,700
79042 - CITY MARATHON TENNNIS COURT FY 25		60,000
79042 - CITY MARATHON SOMBRERO BEACH INFORMATION & SEC STATION FY 25		150,000
79042 - CRANE POINT INTERACTIVE MUSEUM AND TOWER FY 25		305,240
79042 - MARINE PRESERVATION SOCIETY ANCHOR BUOYS FY 25		90,000
79042 - PIGEON KEY ELECTRICAL UPGRADES & EVENT LIGHTS FY 25		44,000
79042 - PIGEON KEY SOLAR ARRAY FY 25		57,500
79042 - REEF RENEWAL CORAL FY 25		43,750
79042 - CRF CORAL FY 25		80,700
79040 - CAPITAL PROJECTS RESOURCES		**886,638**
		4,663,622
EVENTS		
79030 - EVENT RESOURCES		0
79030 - FANTASY FEST 25		30,000
79030 - HEROES SALUTE 25		30,000
79030 - SEAFOOD FESTIVAL 25		40,000
79030 - SOMBRERO BEACH RUN 25		10,000
79030 - TOUR DE KEYS 25		4,846
	TOTAL EVENTS	**114,846**
86543 - SPECIAL PUBLIC FACILITY PROJECTS/AFFORDABLE HOUSING		**7,599,804**
TOTAL DAC III TWO PENNY BUDGET		15,671,912

2024/2025 DISTRICT IV TW0 PENNY DISTRICT PROPOSED BUDGET - FUND 120

DISTRICT IV TWO PENNY

		FY 2025
TWO PENNY		
REVENUE		**3,369,000**
5% RESERVE STATE STATUTE 129.01		(168,450)
		3,200,550
FUND BALANCE FORWARD UNAPPROPRIATED REVENUE/EXPENSE VARIANCE		0
FUND BALANCE FORWARD - Commitments (EVENTS/CAPITAL)		958,055
EVENT RESOURCES BROUGHT FORWARD		0
CAPITAL RESOURCES BROUGHT FORWARD		1,050
FUND BALANCE FORWARD - PROMOTIONAL RESOURCES		87,039
FUND BALANCE FORWARD - CAPITAL ECONOMIC DISASTER		600,000
FUND BALANCE FORWARD - SPECIAL PUBLIC FACILITIES		4,119,377
BUDGET TO BE ALLOCATED		**8,966,071**
ADMINISTRATIVE		
70003- ADMINISTRATIVE SERVICES		78,242
86534-COUNTY COST ALLOCATION		13,002
70003 - FINANCE SALARY & RELATED COSTS		5,615
70003 - UTILITIES		4,211
70003 - LEGAL SALARY AND BENEFITS		0
70003 - ADMINISTRATIVE RESOURCES		0
	TOTAL ADMINISTRATIVE	**101,070**
ADVERTISING		
70010 - VISITOR INFORMATION SERVICES		165,375
70020 - DAC IV AD CAMPAIGN		**1,431,073**
70020 - DAC IV WEBCAM		32,800
70020 - DAC IV PROMOTIONAL RESOURCE		87,039
	TOTAL PROMOTIONAL/VIS	**1,716,287**
CAPITAL/MAINTENANCE/SPECIAL PROJECTS		
70045 - ECONOMIC/NATURAL DISASTER CAPITAL RESOURCE		600,000
70041 - BEACH CLEANING (3 YEAR CONTRACT) to 9/30/26		99,000
70041 - ALLIGATOR REEF LIGHT STATION 23		115,000
70041 - MOTE 23		306,750
70041 - REEF CONSERVATION CENTER 23		201,805
70041 - ALLIGATOR REEF LIGHT STATION 24		100,000
70041 - REEF MARINE CONSERVATION CENTER 24		200,000
70041 - REEF RENEWAL LITTLE CONCH REEF 24		34,500
70041 - HISTORY & DISCOVERY WATER & ENERGY FY 25		192,000
70041 - WILD BIRD SANCTUARY BOARDWALK FY 25		11,000
70041 - WILD BIRD PLUMBING FY 25		40,000
70041 - ALLIGATOR REEF LIGHT STATION PHASE ii FY 25		207,000
70041 - FOUNDERS PARK PLAYGROUND FY 25		497,771
70041 - REEF EXPLORATION AV AND LIGHTS FY 25		201,042
70041 - REEF RENEWAL CORAL FY 25		19,250
70041 - CRF CORAL FY 25		39,375
70041 - DIVE MUSEUM ENTRY & TICKET COUNTER FY 25		42,212
70040 - CAPITAL RESOURCES		**0**
	TOTAL CAPITAL/SPECIAL PROJECTS	**2,906,705**
EVENTS		
70030 - EVENT RESOURCES		**806**
70030 - BAYGRASS BLUEGRASS 25		15,000
70030 - FLORIDA KEYS ISLAND FEST 25		20,000
70030 - ART UNDER OAKS 25		10,000
70030 - FLORIDA KEYS LIONFISH DERBY 25		10,000
70030 -ICARE TRASH DERBY 25		6,826
70030 - ISLAND BOAT SHOW 25		20,000
70030 - ST PADDY'S ISLAND 5K/10K		20,000
70030 - UM SPORTS HALL O F FAME 25		20,000
	TOTAL EVENTS/PR STRINGER	**122,632**
86576 - SPECIAL PUBLIC FACILITY PROJECTS/AFFORDABLE HOUSING		**4,119,377**
TOTAL DAC IV TWO PENNY BUDGET		**8,966,071**

2024/2025 DISTRICT V TWO PENNY PROPOSED BUDGET - FUND 121

DISTRICT V TWO PENNY

		FY 2025
TWO PENNY		
REVENUE		**4,680,000**
5% RESERVE STATE STATUTE 129.01		(234,000)
		4,446,000
FUND BALANCE FORWARD UNAPPROPRIATED REVENUE/EXPENSE VARIANCE		0
FUND BALANCE FORWARD - Commitments (EVENTS/CAPITAL)		2,354,477
EVENT RESOURCES BROUGHT FORWARD		0
CAPITAL RESOURCES BROUGHT FORWARD		170,707
FUND BALANCE FORWARD - PROMOTIONAL RESOURCES		309,392
FUND BALANCE FORWARD - CAPITAL ECONOMIC DISASTER		800,000
FUND BALANCE FORWARD - SPECIAL PUBLIC FACILITIES		4,585,161
		12,665,737
ADMINISTRATIVE		
71003 - ADMINISTRATIVE SERVICES		**100,432**
86535 - COUNTY COST ALLOCATION		26,318
71003 - UTILITIES		5,850
71003 - FINANCE SALARY & RELATED COSTS		7,800
71003 - ADMINISTRATIVE RESOURCES		0
		140,400
ADVERTISING RESOURCES		
71020 - DAC V ADVERTISING CAMPAIGN		**2,160,873**
71020 - DAC V WEBCAMS		33,000
71010 - VISITOR INFORMATION SERVICES		156,555
71020 - DAC V PROMOTIONAL RESOURCES		**309,392**
	TOTAL PROMOTIONAL/VIS	**2,659,820**
CAPITAL/MAINTENANCE/SPECIAL PROJECTS		
71056 - H. HARRIS PARK - UTILITIES - MONROE COUNTY PW		68,970
71056 - H. HARRIS PARK BEACH CLEANING - MONROE COUNTY PW		26,000
71045 - SETTLER'S PARK - SALARIES/BENEFITS - MCPW		56,035
71045 - H. HARRIS PARK - SALARIES/BENEFITS - MCPW 25%		28,291
71045 - H. HARRIS PARK - SALARIES/BENEFITS - MCPW 100%		85,220
71056 - H. HARRIS PARK - SAND		14,000
71056 - H.HARRIS PARK OPERATING SUPPLIES		20,000
71056 - H. HARRIS PARK - MAINTENANCE/REPAIRS		20,000
71045 - ROWELL'S SALARY - Maintenance worker 3 100%		94,923
71045 - ROWELL'S SALARY - Team Leader 100%		123,605
71057 - JACOBS AQUATIC CENTER MAINTENANCE/REPAIRS		50,000
71047 - ECONOMIC/NATURAL DISASTER CAPITAL RESOURCE		**800,000**
71040 - FLORIDA KEYS BIRD CENTER PELICAN POND 22		**30,000**
71055 - ROWELLS PHASE III		**500,000**
71040 - MOTE 23		**139,250**
71040 - REEF 23		**830,643**
71057 - JACOBS AQUATIC COUNTY POOL 24		**250,000**
71040 - REEF CONSERVATION CENTER 24		**604,584**
71040 - WILD BIRD SHOREBIRD ENCLOSURE FY 25		15,000
71040 - WILD BIRD BIRD ENCLOSURES FY 25		15,000
71040 - WILD BIRD SANCTUARY BOARDWALK FY 25		9,000
71040 - WILD BIRD EDUCATION DISPLAYS FY 25		12,000
71040 - JOHN PENNEKAMP MOORING BUOY ANCHORS FY 25		25,770
71040 - MARINE LAB SEAWALL & SIGN FY 25		245,000
71040 - JACOBS AQUATIC CENTER FY 25		360,000
71040 - REEF EXHIBITS/CABINETS FY 25		473,893
71040 - REEF CORAL FY 25		150,000
71040 - CRF CORAL FY 25		150,000
71041 - CAPITAL PROJECT RESOURCES		**0**
	TOTAL CAPITAL/SPECIAL PROJECTS	**5,197,184**
EVENTS		
71030 - CELEBRATING FREEDOM PARADE & FIREWORKS 25		30,000
71030 - KEY LARGO TRIATHLON 25		3,172
71030 - REEF FEST 25		20,000
71030 - TASTE THE KEYS 25		30,000
71030 - EVENT RESOURCES		0
	TOTAL EVENTS	**83,172**
86577 - SPECIAL PUBLIC FACILITY PROJECTS/AFFORDABLE HOUSING		**4,585,161**
71090 - EMERGENCY CONTINGENCY		
TOTAL DAC V TWO PENNY BUDGET		12,665,737

Tourist Development Council

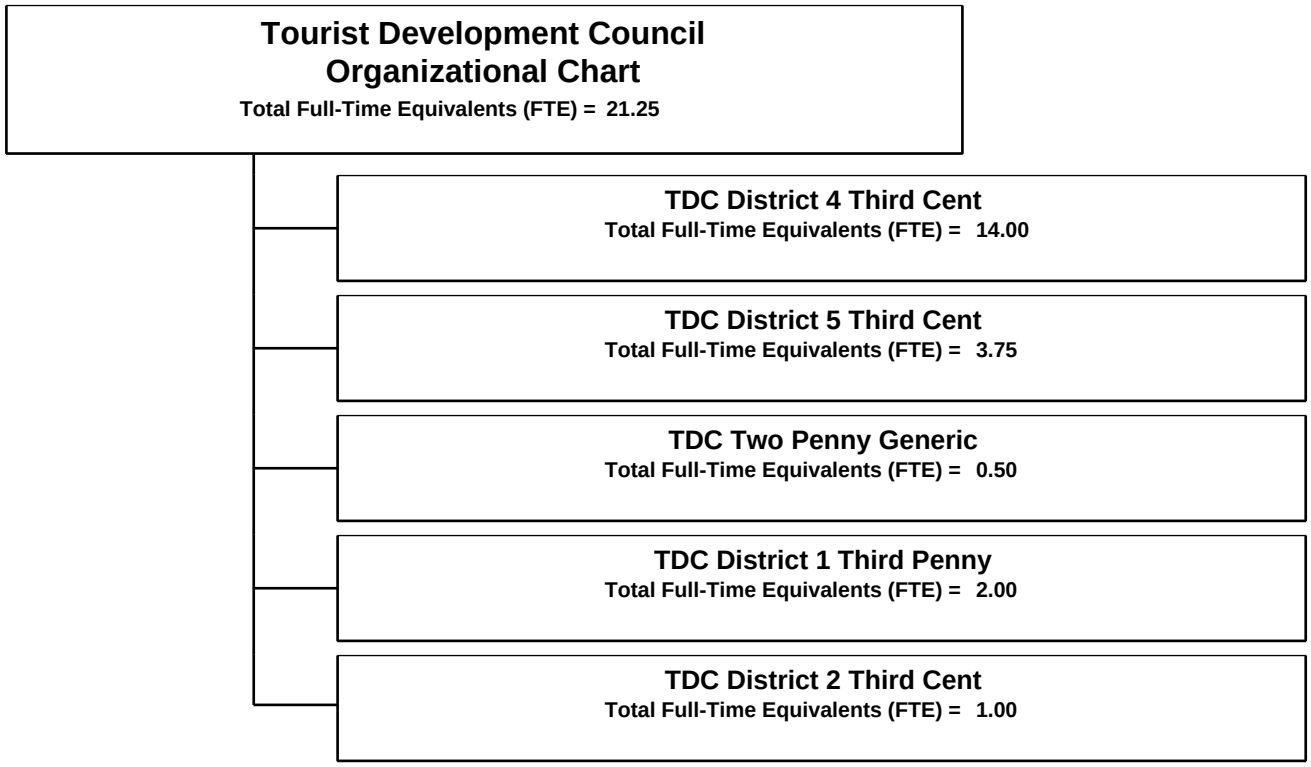

Tourist Development Council

Mission Statement

The mission of the Monroe County Tourist Development Council is to set an overall direction for the Monroe County tourism marketing effort in a manner that will assure long-term sustained growth in tourism revenues while also guaranteeing the sustainability and improvement of our product, including both our man-made and natural resources, and improvements to the quality of life of our residents.

Website: www.fla-keys.com

Budgetary Cost Summary	FY 2022 Actual	FY 2023 Actual	FY 2024 Adopted	FY 2024 Amended	FY 2025 Proposed	FY 2025 Change
Personnel Expenditures	494,790	610,818	737,039	737,039	845,937	14.8%
Operating Expenditures	36,019,117	46,802,190	124,893,890	124,893,890	115,429,460	(7.6)%
Capital Outlay Expenditures	-	20,434	12,000	12,000	40,000	233.3%
Total Budget	**36,513,907**	**47,433,442**	**125,642,929**	**125,642,929**	**116,315,397**	**(7.4)%**

Appropriations by Department	FY 2022 Actual	FY 2023 Actual	FY 2024 Adopted	FY 2024 Amended	FY 2025 Proposed	FY 2025 Change
TDC District 1 Third Penny	10,114,607	13,897,914	19,401,329	19,401,329	20,045,142	3%
TDC District 2 Third Cent	1,830,260	2,969,730	2,511,587	2,511,587	2,747,307	9%
TDC District 3 Third Cent	3,819,550	5,039,076	6,424,561	6,424,561	8,058,513	25%
TDC District 4 Third Cent	2,065,138	2,985,184	28,981,440	28,981,440	39,833,692	37%
TDC District 5 Third Cent	3,099,245	4,911,312	6,322,995	6,322,995	8,054,258	27%
TDC Special Projects	865,697	1,174,716	493,200	493,200	946,172	92%
TDC Two Penny Events	4,486,276	5,185,599	20,514,015	20,514,015	10,696,341	(48)%
TDC Two Penny Generic	10,233,133	11,269,911	40,993,802	40,993,802	25,933,972	(37)%
Total Budget	**36,513,907**	**47,433,442**	**125,642,929**	**125,642,929**	**116,315,397**	**(7)%**

Revenue Sources	FY 2022 Actual	FY 2023 Actual	FY 2024 Adopted	FY 2024 Amended	FY 2025 Proposed	FY 2025 Change
TDC District Two Penny	5,351,973	6,360,315	21,007,215	21,007,215	11,642,513	(44.6)%
TDC Admin & Promo 2 Cent	10,233,133	11,269,911	40,993,802	40,993,802	25,933,972	(36.7)%
TDC District 1 Third Cent	10,114,607	13,897,914	30,996,162	30,996,162	36,301,975	17.1%
TDC District 2 Third Cent	1,830,260	2,969,730	4,139,412	4,139,412	5,186,132	25.3%
TDC District 3 Third Cent	3,819,550	5,039,076	12,180,365	12,180,365	15,658,317	28.6%
TDC District 4 Third Cent	2,065,138	2,985,184	6,977,817	6,977,817	8,953,069	28.3%
TDC District 5 Third Cent	3,099,245	4,911,312	9,348,156	9,348,156	12,639,419	35.2%
Total Revenue	**36,513,907**	**47,433,442**	**125,642,929**	**125,642,929**	**116,315,397**	**(7.4)%**

Tourist Development Council

Position Summary by Department	FY 2022 Actual	FY 2023 Actual	FY 2024 Adopted	FY 2025 Proposed	FY 2025 Variance
TDC District 4 Third Cent	14.00	14.00	14.00	14.00	-
TDC District 5 Third Cent	1.75	1.75	3.75	3.75	-
TDC Two Penny Generic	0.50	0.50	0.50	0.50	-
TDC District 1 Third Penny	2.00	2.00	2.00	2.00	-
TDC District 2 Third Cent	1.00	1.00	1.00	1.00	-
Total FULL-TIME FTE	19.25	19.25	21.25	21.25	-
Total FTE	**19.25**	**19.25**	**21.25**	**21.25**	**-**

TDC District 4 Third Cent

Mission Statement

The geographical boundaries for District IV included the area between the Long Key Bridge and Mile Marker 90.939.

Description and Services Provided

Services provided to the District:
-Telemarketing, advertising and promotional campaigns
-Financial assistance for special events such as Mad Dog Mandish Fishing Class and Conch Scramble on the Water
-Brick & Mortar projects including beach cleaning and trash removal

Budgetary Cost Summary	FY 2022 Actual	FY 2023 Actual	FY 2024 Adopted	FY 2024 Amended	FY 2025 Proposed	FY 2025 Change
Operating Expenditures	2,065,138	2,985,184	28,981,440	28,981,440	39,833,692	37.4%
Total Budget	**2,065,138**	**2,985,184**	**28,981,440**	**28,981,440**	**39,833,692**	**37.4%**

Revenue Sources	FY 2022 Actual	FY 2023 Actual	FY 2024 Adopted	FY 2024 Amended	FY 2025 Proposed	FY 2025 Change
TDC District 1 Third Cent	-	-	11,594,833	11,594,833	16,256,833	40.2%
TDC District 2 Third Cent	-	-	1,627,825	1,627,825	2,438,825	49.8%
TDC District 3 Third Cent	-	-	5,755,804	5,755,804	7,599,804	32.0%
TDC District 4 Third Cent	2,065,138	2,985,184	6,977,817	6,977,817	8,953,069	28.3%
TDC District 5 Third Cent	-	-	3,025,161	3,025,161	4,585,161	51.6%
Total Revenue	**2,065,138**	**2,985,184**	**28,981,440**	**28,981,440**	**39,833,692**	**37.4%**

Position Summary	FY 2022 Actual	FY 2023 Actual	FY 2024 Adopted	FY 2025 Proposed	FY 2025 Variance
Authorized Positions	14.00	14.00	14.00	14.00	-
Total FULL-TIME FTE	14.00	14.00	14.00	14.00	-
Total FTE	**14.00**	**14.00**	**14.00**	**14.00**	**-**

Tourist Development Council

TDC District 5 Third Cent

Mission Statement

The geographical boundaries of District V include the areas between Mile Marker 90.940 to the Dade/Monroe County line and any mainland portions of Monroe County.

Description and Services Provided

Services provided to the District:
-Telemarketing, advertising and promotional campaigns
-Financial assistance for special events such as Orange Bowl Winter Training, Key Largo Food & Wine Festival, and Key Largo Stone Crab & Seafood Festival
-Brick & Mortar projects including Harry Harris Park utilities and cleaning

Budgetary Cost Summary	FY 2022 Actual	FY 2023 Actual	FY 2024 Adopted	FY 2024 Amended	FY 2025 Proposed	FY 2025 Change
Personnel Expenditures	129,129	195,171	339,149	339,149	388,074	14.4%
Operating Expenditures	2,970,116	4,716,141	5,983,846	5,983,846	7,666,184	28.1%
Total Budget	**3,099,245**	**4,911,312**	**6,322,995**	**6,322,995**	**8,054,258**	**27.4%**

Revenue Sources	FY 2022 Actual	FY 2023 Actual	FY 2024 Adopted	FY 2024 Amended	FY 2025 Proposed	FY 2025 Change
TDC District 5 Third Cent	3,099,245	4,911,312	6,322,995	6,322,995	8,054,258	27.4%
Total Revenue	**3,099,245**	**4,911,312**	**6,322,995**	**6,322,995**	**8,054,258**	**27.4%**

Position Summary	FY 2022 Actual	FY 2023 Actual	FY 2024 Adopted	FY 2025 Proposed	FY 2025 Variance
Administrative Support	-	0.50	1.50	1.50	-
Service - Maintenance	-	-	1.00	1.00	-
Skilled Craft Workers	1.75	1.25	1.25	1.25	-
Total Full-Time FTE	1.75	1.75	3.75	3.75	-
Total FTE	**1.75**	**1.75**	**3.75**	**3.75**	**-**

Tourist Development Council

TDC Two Penny Events

Description and Services Provided

Marketing research and financial assistance for cultural, fishing, diving and other countywide events.

Budgetary Cost Summary	FY 2022 Actual	FY 2023 Actual	FY 2024 Adopted	FY 2024 Amended	FY 2025 Proposed	FY 2025 Change
Operating Expenditures	4,486,276	5,185,599	20,514,015	20,514,015	10,696,341	(47.9)%
Total Budget	**4,486,276**	**5,185,599**	**20,514,015**	**20,514,015**	**10,696,341**	**(47.9)%**

Revenue Sources	FY 2022 Actual	FY 2023 Actual	FY 2024 Adopted	FY 2024 Amended	FY 2025 Proposed	FY 2025 Change
TDC District Two Penny	4,486,276	5,185,599	20,514,015	20,514,015	10,696,341	(47.9)%
Total Revenue	**4,486,276**	**5,185,599**	**20,514,015**	**20,514,015**	**10,696,341**	**(47.9)%**

Tourist Development Council

TDC Special Projects

Description and Services Provided

Funding for 18 events throughout the Keys which include Key Largo Stone Crab and Seafood Festival, P. Peterson's Key West Poker Run and other athletic, fishing and cultural events.

Budgetary Cost Summary	FY 2022 Actual	FY 2023 Actual	FY 2024 Adopted	FY 2024 Amended	FY 2025 Proposed	FY 2025 Change
Operating Expenditures	865,697	1,174,716	493,200	493,200	946,172	91.8%
Total Budget	**865,697**	**1,174,716**	**493,200**	**493,200**	**946,172**	**91.8%**

Revenue Sources	FY 2022 Actual	FY 2023 Actual	FY 2024 Adopted	FY 2024 Amended	FY 2025 Proposed	FY 2025 Change
TDC District Two Penny	865,697	1,174,716	493,200	493,200	946,172	91.8%
Total Revenue	**865,697**	**1,174,716**	**493,200**	**493,200**	**946,172**	**91.8%**

Tourist Development Council

TDC Two Penny Generic

Description and Services Provided

Administrative services and operations of the TDC
Funding for Monroe Council of the Arts
Sales & Marketing
Ad Campaigns

Budgetary Cost Summary	FY 2022 Actual	FY 2023 Actual	FY 2024 Adopted	FY 2024 Amended	FY 2025 Proposed	FY 2025 Change
Personnel Expenditures	97,758	102,363	116,822	116,822	142,005	21.6%
Operating Expenditures	10,135,375	11,151,453	40,864,980	40,864,980	25,751,967	(37.0)%
Capital Outlay Expenditures	-	16,095	12,000	12,000	40,000	233.3%
Total Budget	**10,233,133**	**11,269,911**	**40,993,802**	**40,993,802**	**25,933,972**	**(36.7)%**

Revenue Sources	FY 2022 Actual	FY 2023 Actual	FY 2024 Adopted	FY 2024 Amended	FY 2025 Proposed	FY 2025 Change
TDC Admin & Promo 2 Cent	10,233,133	11,269,911	40,993,802	40,993,802	25,933,972	(36.7)%
Total Revenue	**10,233,133**	**11,269,911**	**40,993,802**	**40,993,802**	**25,933,972**	**(36.7)%**

Position Summary	FY 2022 Actual	FY 2023 Actual	FY 2024 Adopted	FY 2025 Proposed	FY 2025 Variance
Officials & Administrators	0.50	0.50	0.50	0.50	-
Total Full-Time FTE	0.50	0.50	0.50	0.50	-
Total FTE	**0.50**	**0.50**	**0.50**	**0.50**	**-**

Tourist Development Council

TDC District 1 Third Penny

Mission Statement

The geographical boundaries of District 1 encompasses the city limits of Key West.

Description and Services Provided

Services provided to the District:
-Telemarketing, advertising and promotional campaigns
-Financial assistance for special events such as Fantasy Fest, Key West Race Week along with 27 other events held in Key West.
-Brick & Mortar projects including beach cleaning (Higg's and Smather's) and museum utilities and cleaning.
-Beach funds for Higgs Beach.

Budgetary Cost Summary	FY 2022 Actual	FY 2023 Actual	FY 2024 Adopted	FY 2024 Amended	FY 2025 Proposed	FY 2025 Change
Personnel Expenditures	158,001	178,803	161,236	161,236	189,050	17.3%
Operating Expenditures	9,956,606	13,714,772	19,240,093	19,240,093	19,856,092	3.2%
Capital Outlay Expenditures	-	4,339	-	-	-	-%
Total Budget	**10,114,607**	**13,897,914**	**19,401,329**	**19,401,329**	**20,045,142**	**3.3%**

Revenue Sources	FY 2022 Actual	FY 2023 Actual	FY 2024 Adopted	FY 2024 Amended	FY 2025 Proposed	FY 2025 Change
TDC District 1 Third Cent	10,114,607	13,897,914	19,401,329	19,401,329	20,045,142	3.3%
Total Revenue	**10,114,607**	**13,897,914**	**19,401,329**	**19,401,329**	**20,045,142**	**3.3%**

Position Summary	FY 2022 Actual	FY 2023 Actual	FY 2024 Adopted	FY 2025 Proposed	FY 2025 Variance
Skilled Craft Workers	2.00	2.00	2.00	2.00	-
Total Full-Time FTE	2.00	2.00	2.00	2.00	-
Total FTE	**2.00**	**2.00**	**2.00**	**2.00**	**-**

Tourist Development Council

TDC District 2 Third Cent

Mission Statement

The geographical boundaries of District II extend from the city limits of Key West to the west end of the Seven Mile Bridge.

Description and Services Provided

Services provided to the District:
-Telemarketing, advertising and promotional campaigns
-Financial assistance for special events such as Big Pine and Lower Keys Nautical Flea Market and Big Pine and Lower Keys Island Art Festival.
-Brick & Mortar projects including beach cleaning for Little Duck Key beach. Funds set aside for capital projects.

Budgetary Cost Summary	FY 2022 Actual	FY 2023 Actual	FY 2024 Adopted	FY 2024 Amended	FY 2025 Proposed	FY 2025 Change
Personnel Expenditures	109,902	134,480	119,832	119,832	126,808	5.8%
Operating Expenditures	1,720,358	2,835,250	2,391,755	2,391,755	2,620,499	9.6%
Total Budget	**1,830,260**	**2,969,730**	**2,511,587**	**2,511,587**	**2,747,307**	**9.4%**

Revenue Sources	FY 2022 Actual	FY 2023 Actual	FY 2024 Adopted	FY 2024 Amended	FY 2025 Proposed	FY 2025 Change
TDC District 2 Third Cent	1,830,260	2,969,730	2,511,587	2,511,587	2,747,307	9.4%
Total Revenue	**1,830,260**	**2,969,730**	**2,511,587**	**2,511,587**	**2,747,307**	**9.4%**

Position Summary	FY 2022 Actual	FY 2023 Actual	FY 2024 Adopted	FY 2025 Proposed	FY 2025 Variance
Administrative Support	-	-	0.50	0.50	-
Skilled Craft Workers	1.00	1.00	0.50	0.50	-
Total Full-Time FTE	1.00	1.00	1.00	1.00	-
Total FTE	**1.00**	**1.00**	**1.00**	**1.00**	**-**

Tourist Development Council

TDC District 3 Third Cent

Mission Statement

The geographical boundaries of District III include the area from the west end of the Seven Mile Bridge to the Long Key Bridge.

Description and Services Provided

Services provided to the District:
-Telemarketing, advertising and promotional campaigns
-Financial assistance for special events such as Marathon Grand Prix of the Sea, Original Marathon Seafood Festival and Sombrero Beach Run.
-Brick & Mortar projects.

Budgetary Cost Summary	FY 2022 Actual	FY 2023 Actual	FY 2024 Adopted	FY 2024 Amended	FY 2025 Proposed	FY 2025 Change
Operating Expenditures	3,819,550	5,039,076	6,424,561	6,424,561	8,058,513	25.4%
Total Budget	**3,819,550**	**5,039,076**	**6,424,561**	**6,424,561**	**8,058,513**	**25.4%**

Revenue Sources	FY 2022 Actual	FY 2023 Actual	FY 2024 Adopted	FY 2024 Amended	FY 2025 Proposed	FY 2025 Change
TDC District 3 Third Cent	3,819,550	5,039,076	6,424,561	6,424,561	8,058,513	25.4%
Total Revenue	**3,819,550**	**5,039,076**	**6,424,561**	**6,424,561**	**8,058,513**	**25.4%**

FY25 Proposed Budget

Debt Service

Debt Policy
The Board of County Commissioners debt policy is defined by general County ordinance Section 2-241:

> "The board is hereby authorized and empowered, in order to carry out the purpose of this article, to borrow money and issue certificates of indebtedness therefor upon such terms and at such rates of interest as the board may deem advisable and in accordance with the provision of article VII section 12 of the Florida Constitution of 1968 and Florida Statutes, chapter 125 and other special and general laws and said certificates of indebtedness may be a charge upon all revenues derived from taxes in that year or may be made payable from budgetary requirements in due course of law, as the board may elect."

Debt Capacity
The ability of the County to issue debt is a function of: (1) the revenues legally available to pledge as security for the debt; (2) limitations on the collection of that revenue which the bondholder will take into account in determining the principal amount of bonds which could be repaid; and (3) the market interest rates in effect at the time the debt is issued, together with the length of time for repayment. The debt capacity of the County's non-ad valorem revenue base is strong but restricted in practice because the revenues are also used for funding operations.

Annual debt service on Monroe County's direct debt shall not exceed the following annual median ratios for medium size counties published by Moody's Investment Services: debt to operating revenue, debt to assessed valuation, and debt per capita.

Ad Valorem Debt Capacity
Monroe County does not currently use ad valorem debt financing. The Florida Constitution does not limit the amount of ad valorem taxes a county may levy for the payment of bonds authorized by voters' referendum. The County is limited by Article VII, Section 9 of the Florida Constitution to a maximum levy of 10 mills (a mill is defined as $1/1000^{th}$ of a dollar, or $1 per every $1,000 of taxable value) of ad valorem real property taxes for the purposes other than the repayment of voted bonds. The County's countywide millage is below the statutory limit.

There are several different types of debt incurred by cities and counties in Florida, including general obligation debt, revenue debt and other debt including long-term leases and government loans. Following are descriptions of Monroe County's outstanding debt issues:

> **Clean Water State Revolving Fund Construction Loan Agreement WW602091 (Big Coppitt)** - This loan agreement with the Department of Environmental Protection is being used to fund a portion of the Big Coppitt Key Wastewater Project. The loan is being repaid from revenues generated by the One Cent Infrastructure Sales Surtax. The loan agreement was modified, and the principal amount was reduced. Special assessment revenue collection will now be used to pay down the loan.

> **Clean Water State Revolving Fund Construction Loan Agreement WW440710 (Cudjoe Regional)** - This loan agreement with the Department of Environmental Protection is being used to fund a portion of the Cudjoe Regional Wastewater Project. The agreement for the first allocation of $40 million, out of an eventual allocation of $90 million, was executed in May 2013. Amendment 1 to the agreement increasing the allocation to $65 million was executed in November 2013 and Amendment 2 to the agreement increasing the allocation to $71 million was executed in April 2014. Amendment 3, executed in October 2014, increased the allocation to $101 million. Amendment 4, executed in September 2015, increased the allocation to $120

million. Amendment 5, executed in June 2016, increased the allocation to $125 million. Amendment 6, executed in April 2018, increased the allocation to $127.2 million. The initial payment was in 2019 within six months of project completion. The loan will be repaid from revenues generated by the One Cent Infrastructure Sales Surtax as well as special assessment revenue. In 2020, due to COVID, the loan payment has been deferred with a revised amortization schedule approved at the May 8th BOCC meeting.

Infrastructure Sales Surtax Revenue Bond, Series 2016 – Revenue bond issued in 2016 to finance construction of a courthouse and jail to replace the existing facilities on Plantation Key, a Fire/Rescue Training Academy on Crawl Key, a library to replace the existing facility in Marathon, to rehabilitate the Jefferson Browne Building in Key West, to redevelop Bernstein Park in Stock Island, to build a fire station on Cudjoe Key, and to refinance the outstanding 2014 PNC Bank Line of Credit. This bond will be repaid from the One Cent Infrastructure Sales Surtax.

Lease Purchase Financing Trauma Star Helicopters – Closed May 23 to acquire 3 Leonardo AW139 air ambulance helicopters. The payments will be made from the One Cent Infrastructure sales surtax.

Refinancing of Debt

Management continually monitors the County's debt portfolio for opportunities to refinance or refund outstanding debt, as market conditions and debt covenants allow, maximizing financing cost savings. In 1993, Monroe County refinanced original revenue bond debt issued in 1983 and 1988. In 1998, Monroe County refinanced the Sales Tax Revenue Bonds – 1991, and in 2002, Monroe County refinanced the Refunding Bonds- 1993 (88), and the Solid Waste Revenue Bonds-1991 (88). In 2014, Monroe County refinanced the Infrastructure Sales Surtax Revenue Bond-Series 2003. In 2016, Monroe County refinanced the 2014 PNC Line of Credit.

Debt Service Summary by Type

	Principal Amount Issued	Interest & Other Costs	Total Debt Service	9/30/2024 Debt Paid	9/30/2024 Gross Debt Outstanding	FY2025 Less Debt Payments	9/30/2025 Net Debt Outstanding	Date of Maturity	Effective Interest Rate
General Obligation Bonds:									
Non Ad-Valorem Supported Debt:									
SRF Loan WW602091-Big Coppitt	19,500,540	3,667,722	23,168,262	19,417,602	3,750,660	681,938	3,068,722	03/15/30	2.71%
SRF Loan WW440710-Cudjoe Regional	136,958,110	41,205,700	178,163,810	42,161,340	136,002,470	9,379,481	126,622,989	12/15/38	2.39% to 3.07%
Infrastructure Sales Surtax Rev, 2016	16,065,000	2,091,476	18,156,476	7,353,696	10,802,781	5,403,042	5,399,739	04/01/26	2.22%
Trauma Star Air Ambulance Financing	53,000,000	14,561,279	67,561,279	4,507,013	63,054,265	4,504,224	58,550,041	09/30/38	3.26%

Debt Service Schedule

Infrastructure Sales Surtax
Series 2016

Year	Principal	Interest	Total
2025	5,225,000	133,890	5,358,890
2026	5,310,000	44,870	5,354,870
Total	10,535,000	178,760	10,713,760

Clean Water SRF Loan - Big Coppitt
DEP Agreement #WW602091

Year	Principal	Interest	Total
2025	592,080	89,858	681,938
2026	608,234	73,704	681,938
2027	624,829	57,109	681,938
2028	641,877	40,062	681,938
2029	659,389	22,549	681,938
2030	336,411	4,558	340,969
Total	3,462,820	287,840	3,750,660

Debt Service Schedule

Clean Water SRF - Cudjoe Regional
WW440710

Year	Principal	Interest	Total
2025	6,546,462	2,833,018	9,379,481
2026	6,719,613	2,659,868	9,379,481
2027	6,897,395	2,482,086	9,379,481
2028	7,079,935	2,299,546	9,379,481
2029	7,267,360	2,112,120	9,379,481
2030	7,459,805	1,919,676	9,379,481
2031	7,657,403	1,722,078	9,379,481
2032	7,860,296	1,519,185	9,379,481
2033	8,068,626	1,310,855	9,379,481
2034	8,282,541	1,096,940	9,379,481
2035	8,502,193	877,288	9,379,481
2036	8,727,737	651,744	9,379,481
2037	8,959,332	420,148	9,379,481
2038	9,197,144	182,336	9,379,481
Total	109,225,842	22,086,888	131,312,730

Trauma Star Air Ambulance Financing

Year	Principal	Interest	Total
2025	2,875,000	1,629,224	4,504,224
2026	2,970,000	1,535,525	4,505,525
2027	3,065,000	1,438,730	4,503,730
2028	3,165,000	1,338,838	4,503,838
2029	3,270,000	1,235,688	4,505,688
2030	3,375,000	1,129,115	4,504,115
2031	3,485,000	1,019,121	4,504,121
2032	3,600,000	905,541	4,505,541
2033	3,715,000	788,213	4,503,213
2034	3,835,000	667,138	4,502,138
2035	3,960,000	542,151	4,502,151
2036	4,090,000	413,091	4,503,091
2037	4,225,000	279,794	4,504,794
2038	4,360,000	142,097	4,502,097
Total	49,990,000	13,064,265	63,054,265

Debt Service Schedule

Total Debt Service

Year	Principal	Interest	Total
2025	15,238,543	4,685,990	19,924,533
2026	15,607,847	4,313,967	19,921,814
2027	10,587,224	3,977,925	14,565,149
2028	10,886,811	3,678,446	14,565,257
2029	11,196,750	3,370,357	14,567,107
2030	11,171,215	3,053,350	14,224,565
2031	11,142,403	2,741,198	13,883,601
2032	11,460,296	2,424,726	13,885,022
2033	11,783,626	2,099,068	13,882,694
2034	12,117,541	1,764,077	13,881,618
2035	12,462,193	1,419,439	13,881,632
2036	12,817,737	1,064,835	13,882,572
2037	13,184,332	699,942	13,884,274
2038	13,557,144	324,433	13,881,577
Total	173,213,662	35,617,753	208,831,415

FY25 Proposed Budget

Capital Projects

Capital Projects Plan

The *Capital Projects Plan* is designed to maintain existing infrastructure and accommodate future growth. Each year Monroe County devotes a large portion of the budget to capital projects. This financial investment, combined with the preservation of capital stock, is necessary in order to maintain and expand public facilities and infrastructure. Capital plans are developed in conjunction with the Monroe County Year 2030 Comprehensive Plan.

Each capital project is undertaken to acquire capital assets; defined as new or rehabilitated physical assets that are nonrecurring and have useful lives of more than five years. Examples of capital projects include construction and rehabilitation of public buildings, major street improvements, parks and recreation projects, and acquisition of fire trucks.

Monroe County's *Capital Projects Plan* is a multiyear plan that identifies each proposed capital project to be undertaken, the year in which it will be started, and the proposed method of financing the expenditures. This information is presented in summary form, by year, and disaggregated by funding source.

The *Capital Projects Plan* should not be confused with the capital budget. The capital budget represents the first year of the capital projects plan and is legally adopted by the Board of County Commissioners annually each fall. Projects and financing sources listed in the *Capital Projects Plan* beyond the current year are not authorized until the annual budgets for those "out years" are legally adopted.

The basic functions of the *Capital Projects Plan* are described as follows:

> **Formal mechanism for decision making**. The *Capital Projects Plan* provides Monroe County with an orderly process for planning and budgeting for capital needs. Answers to questions about what to build, when to build, and how much to spend are provided.
>
> **Link to long-range planning**. The *Capital Projects Plan* is developed, together with the comprehensive land use plan and other long-range, strategic plans. New demands, due to changes in population, employment patterns, demographics, and land use plans, require changes to the community's planning process.
>
> **Financial management tool**. Decisions must be made about the needs of the community, and how much money is available to fund these needs. By providing estimates of revenue sources and possible financing methods, projects can be prioritized to ensure financially constrained capital dollars are efficiently allocated.
>
> **Reporting document**. The *Capital Projects Plan* describes proposed projects and communicates to citizens, businesses, and other interested parties, Monroe County's capital priorities and expected sources of funds for the projects.

In summary, the *Capital Projects Plan* is designed to guide Monroe County's capital planning process, in order to promote financial stability and limit the need for dramatic tax increases, or reallocation of resources from other programs to cover unanticipated capital expenditures.

FY 2025 Proposed Budget
Total CIP $113,027,390

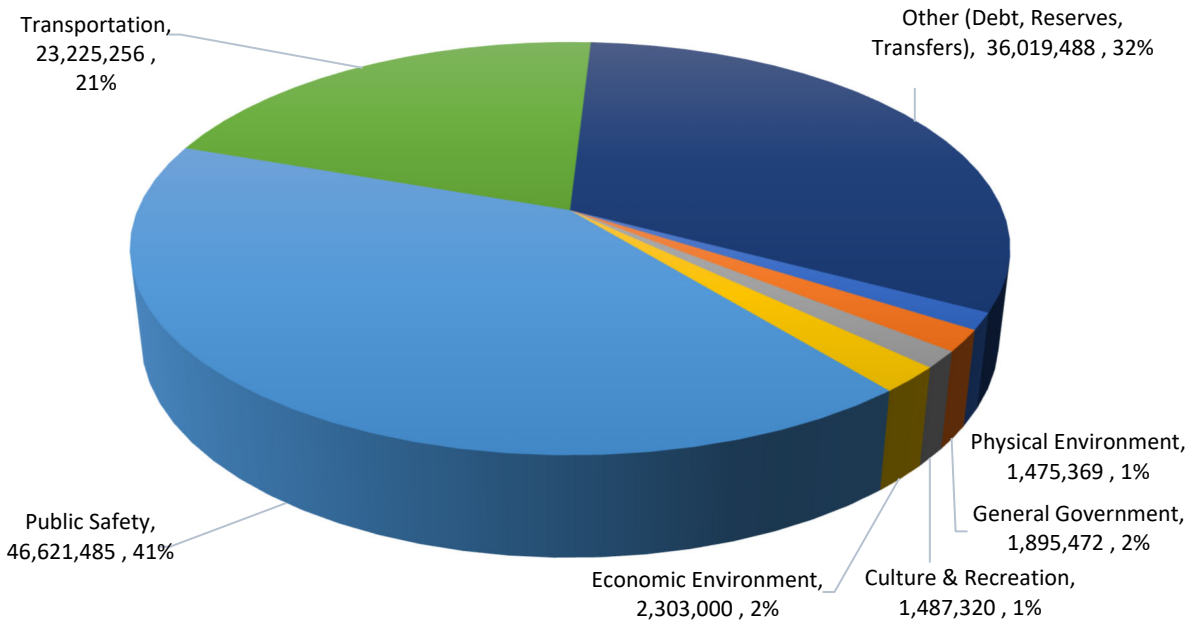

Five Year CIP Category Summary

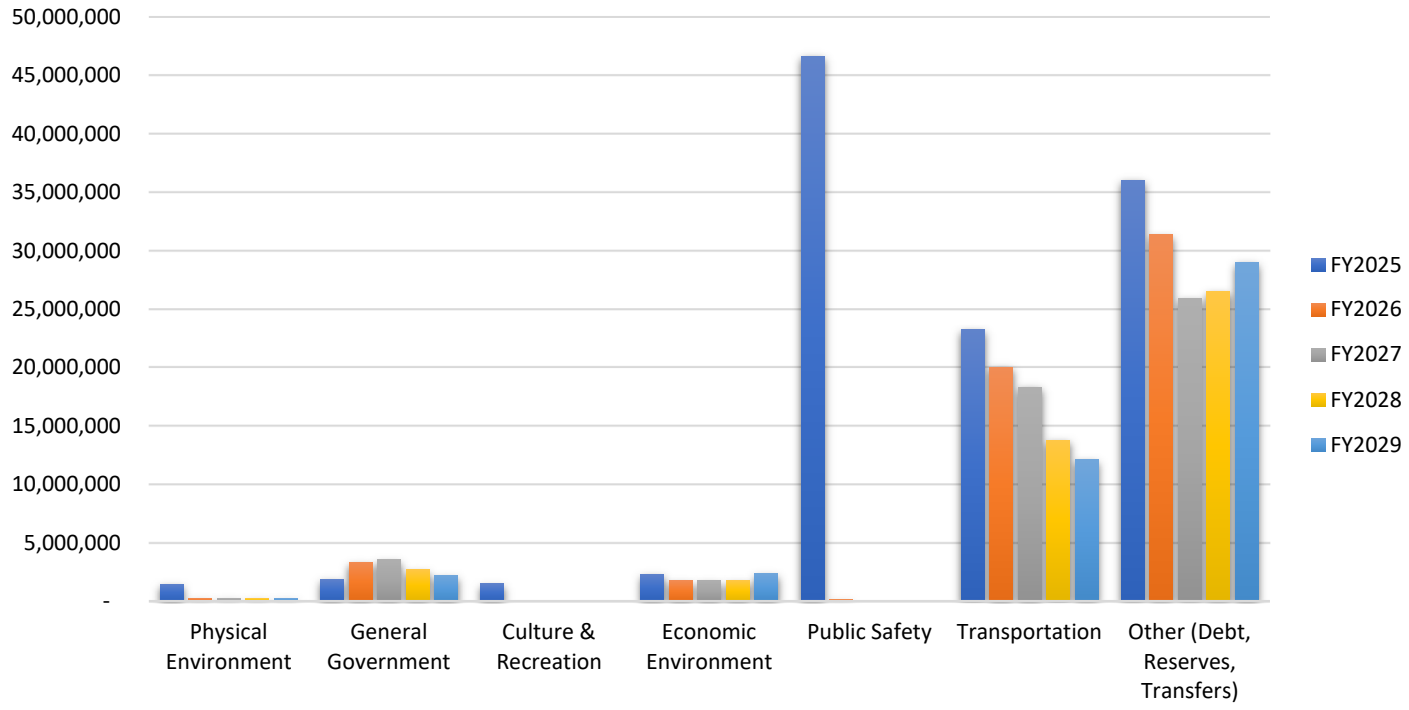

Capital Improvement Projects Summary Schedule

Funded by Sales Tax, Gas Taxes & Special Assessments

			FY2025 Proposed Budget	FY2026 Proposed Budget	FY2027 Proposed Budget	FY2028 Proposed Budget	FY2029 Proposed Budget
		Revenues					
Fund(s)							
102		Total Fuel Tax	3,025,000	3,025,000	3,025,000	3,025,000	3,025,000
304		Total Discretionary Sales Tax 1 Cent	31,500,000	31,500,000	31,500,000	31,500,000	31,500,000
130-135		Total Impact Fees	68,700				
304		Total Special Assessments CAP	2,685,400	2,685,400	2,685,400	2,293,511	2,290,400
102		Total State Shared Fuel Tax	3,750,000	3,750,000	3,750,000	3,750,000	3,750,000
102		Total Services - Transportation	3,700	3,700	3,700	3,700	3,700
102, 130-135, 304-316		Total Interest	81,000	75,000	75,000	75,000	75,000
316		Total Transfer in from Other Funds	646,267				
102, 130-135, 304-316		Total Less 5%	(2,055,690)	(2,051,955)	(2,051,955)	(2,032,361)	(2,032,205)
102, 130-135, 304-316		Total Fund Balance Forward	72,467,813	16,640,314	16,060,880	11,955,285	4,893,532
TOTAL REVENUES			112,172,190	55,627,459	55,048,025	50,570,135	43,505,427
		Appropriations					
Fund	**Cost Center**	**Project Name**					
Physical Environment							
133	30500	Solid Waste Impact Fees	137,615				
316	23013	Land Acquisition	1,005,074				
304	23016	Boca Chica Shore Side Facility	100,000				
304	22031	Big Coppitt Wastewater	51,680	51,680	51,680	51,680	51,680
304	22032	Duck Key Wastewater	31,000	31,000	31,000	31,000	
304	22033	Cudjoe Key Wastewater	150,000	150,000	150,000	150,000	150,000
		Total Physical Environment	1,475,369	232,680	232,680	232,680	201,680
General Government							
304	24005	Jefferson Browne/Jackson Square			3,072,701	2,700,000	2,200,000
304	24003	Ocean Reef ILA/Ambulance Purchase	361,700		497,100		
304	24010	HMGP Wind Retrofit	418,652	1,551,136			
304	24011	Gato Building Repairs	902,620				
304	24015	HMGP Generators	212,500	1,795,163			
		Total General Government	1,895,472	3,346,299	3,569,801	2,700,000	2,200,000
Culture & Recreation							
131	295*	Parks & Rec Impact Fees (All Districts)	647,270				
304	25001	Higgs Beach Atlantic Street Relocation	220,000				
304	25005	Rowell's Marina	100,000				
304	25012	Bernstein Park Renovations	520,050				
		Total Culture & Recreation	1,487,320	-	-	-	-
Economic Environment							
304	25502	Southcliff Estates	2,303,000	1,750,000	1,750,000	1,750,000	2,350,000
		Total Economic Environment	2,303,000	1,750,000	1,750,000	1,750,000	2,350,000
Public Safety							
135	315*	Fire & EMS Impact Fees (All Districts)	184,490				
304	26002	KL Fire Hydrants	150,000	150,000			
304	26003	Fire & Ambulance Fire Truck	1,304,785				
304	26001	Trauma Star Helicopter Replacement	38,193,200				
304	26011	MCSO Detention Center Spalling Repair	310,000				
304	26013	Sugarloaf Fire Station	6,479,010				
		Total Public Safety	46,621,485	150,000	-	-	-
Transportation							
102	225*	Roads & Bridges	9,774,640	8,242,772	8,242,772	8,242,772	8,242,772
102/304	22561/27012	Harbor Drive Bridge	1,040,976				
102/304	22564/27007	Seaview Ave Bridge	1,100,000				
130	290*	Roadway Impact Fee (All Districts)	518,829				
304/130	27010/29019	Key Largo III	322,541				
304	27001	Twin Lakes	6,941,057	3,383,339			
304	27020	Key Deer Blvd North of Watson Road Repair	400,000	437,539	1,774,351		
304	27015	No Name Key Bridge Repair		403,340	400,000	4,400,000	2,963,950
304	27016	Sugarloaf Blvd Bridge Replacement		3,480,191	1,160,064		
304	27018	Toms Harbor Channel Bridge	943,434				
304	27019	Crane Blvd Shared Use Path				1,150,000	914,247
304	27021	Conch Key Roads SLR	200,000	3,474,250	5,419,776		
304	27022	Ocean Bay Drive Embankment Repair	220,000		1,300,000		
304	27024	Flagler Ave Road Paving	625,000	574,964			
304	27017	Stillwright Point	1,138,779				
		Total Transportation	23,225,256	19,996,395	18,296,963	13,792,772	12,120,969
Other							
102		Reserves/Budgeted Transfers - 102	2,358,919	2,358,919	2,358,919	2,358,919	2,358,919
304		Project Management Admin	3,398,338	3,299,918	3,299,918	3,299,918	3,299,918
304		Finance Miscellaneous	2,921,950	500,000	500,000	500,000	500,000
304		Old 7 Mile Bridge	562,655	562,655	562,655	562,655	562,655
304		Reserves - Fund 304	4,000,000	4,000,000	4,000,000	4,588,993	7,160,239
304		Transfer to Other Funds & Debt Service - Fund 304	22,627,626	20,625,623	15,224,089	15,224,198	15,101,047
316		Reserves - Fund 316	150,000				
		Total Other	36,019,488	31,347,115	25,945,581	26,534,683	28,982,778
TOTAL ALL CATEGORIES-APPROPRIATIONS			113,027,390	56,822,489	49,795,025	45,010,135	45,855,427

**Annual budgets for Impact Fees are based on availability of funds.*

Road And Bridge Fund

Project Categories	Appropriated To Date	FY 2025 Proposed	*Un-Appropriated Subsequent Years* FY 2026	FY 2027	FY 2028	FY 2029	5 Year Total	CIP Total
Fund 102 Road & Bridge County-wide Capital Projects	14,225,891	2,482,558	2,482,558	2,482,558	2,482,558	2,482,558	12,412,790	26,638,681
102-22002 County Engineer R & B	545,054	1,150,558	1,150,558	1,150,558	1,150,558	1,150,558	5,752,790	6,297,844
102-22503 Local Opt Gas Tax Projects	0	582,000	582,000	582,000	582,000	582,000	2,910,000	2,910,000
102-22506 Const Gas Tax Projs 80%	0	650,000	650,000	650,000	650,000	650,000	3,250,000	3,250,000
102-22544 No Name Key Emg Brdg Repa	274,009	0	0	0	0	0	0	274,009
102-22548 Paving Backlog	2,970,195	0	0	0	0	0	0	2,970,195
102-22554 Sugarloaf Boulevard Bridge #9	658,655	0	0	0	0	0	0	658,655
102-22555 Garrison Bight Bridge	3,151	0	0	0	0	0	0	3,151
102-22556 Sustainability-Roads	1,695,400	100,000	100,000	100,000	100,000	100,000	500,000	2,195,400
102-22560 Bimini Drive Bridge #904603	2,594,588	0	0	0	0	0	0	2,594,588
102-22561 Harbor Drive Bridge Replacem	1,567,880	0	0	0	0	0	0	1,567,880
102-22562 Twin Lakes/Sands SLR Pilot P	890,506	0	0	0	0	0	0	890,506
102-22564 Seaview Ave Bridge #904606	1,261,688	0	0	0	0	0	0	1,261,688
102-22567 Key Largo/Burton Drive Road	330,817	0	0	0	0	0	0	330,817
102-22568 CR 905 Paving	984,279	0	0	0	0	0	0	984,279
102-22569 Quarry Partners	449,669	0	0	0	0	0	0	449,669
Fund 102 Road & Bridge Non-Capital	0	7,292,082	5,760,214	5,760,214	5,760,214	5,760,214	30,332,938	30,332,938
102-22500 Road Department	0	7,080,317	5,548,449	5,548,449	5,548,449	5,548,449	29,274,113	29,274,113
102-22504 Street Lighting, Loc Option Ga	0	211,765	211,765	211,765	211,765	211,765	1,058,825	1,058,825
Fund 102 Road & Bridge Other Appropriations	408,919	2,358,919	2,358,919	2,358,919	2,358,919	2,358,919	11,794,595	12,203,514
102-85504 Reserves 102	0	1,950,000	1,950,000	1,950,000	1,950,000	1,950,000	9,750,000	9,750,000
102-86501 Budgeted Transfers 102	408,919	408,919	408,919	408,919	408,919	408,919	2,044,595	2,453,514
Total Project Cost	29,269,620	12,133,559	10,601,691	10,601,691	10,601,691	10,601,691	54,540,323	83,809,943

Means of Financing	Appropriated To Date	FY 2025 Proposed	*Un-Appropriated Subsequent Years* FY 2026	FY 2027	FY 2028	FY 2029	5 Year Total	CIP Total
Fund 102 Fuel Taxes	545,054	3,025,000	3,025,000	3,025,000	3,025,000	3,025,000	15,125,000	15,670,054
Fund 102 Fund Balance Forward	14,089,756	5,670,044	4,138,176	4,138,176	4,138,176	4,138,176	22,222,748	36,312,504
Fund 102 Interest Income	0	25,000	25,000	25,000	25,000	25,000	125,000	125,000
Fund 102 Less 5%	0	-340,185	-340,185	-340,185	-340,185	-340,185	-1,700,925	-1,700,925
Fund 102 Services-Transportation	0	3,700	3,700	3,700	3,700	3,700	18,500	18,500
Fund 102 State Shared Revenues	0	3,750,000	3,750,000	3,750,000	3,750,000	3,750,000	18,750,000	18,750,000
Total Funding	14,634,810	12,133,559	10,601,691	10,601,691	10,601,691	10,601,691	54,540,323	69,175,133

Monroe County Board of County Commissioners

Fiscal Years 2025 thru 2029 Capital Improvement Program - CIP Appropriation Plan

Impact Fees Fund - Roadways

Project Categories	Appropriated To Date	FY 2025 Proposed	*Un-Appropriated Subsequent Years* FY 2026	FY 2027	FY 2028	FY 2029	5 Year Total	CIP Total
Fund 130 Impact Fees Fund - Roadways	1,520,872	598,515	0	0	0	0	598,515	2,119,387
130-29000 County-wide Roadway Project	0	24,229	0	0	0	0	24,229	24,229
130-29001 District 1 Roadway Projects	211,194	108,493	0	0	0	0	108,493	319,687
130-29002 District 2 Roadway Projects	0	298,181	0	0	0	0	298,181	298,181
130-29003 District 3 Roadway Projects	0	44,793	0	0	0	0	44,793	44,793
130-29004 Key Colony Bch Roadway Proj	0	43,133	0	0	0	0	43,133	43,133
130-29017 Bimini Drive Bridge Replacem	1,295,300	0	0	0	0	0	0	1,295,300
130-29018 Cudjoe Gardens Trail (FKOHT	14,378	0	0	0	0	0	0	14,378
130-29019 KLIII Roadway and Drainage I	0	79,686	0	0	0	0	79,686	79,686
Total Project Cost	3,041,744	598,515	0	0	0	0	598,515	3,640,259

Means of Financing	Appropriated To Date	FY 2025 Proposed	*Un-Appropriated Subsequent Years* FY 2026	FY 2027	FY 2028	FY 2029	5 Year Total	CIP Total
Fund 130 District 1 Impact Fees- Roadway	0	20,000	0	0	0	0	20,000	20,000
Fund 130 District 2 Impact Fees- Roadway	0	1,500	0	0	0	0	1,500	1,500
Fund 130 District 3 Impact Fees- Roadways	0	20,000	0	0	0	0	20,000	20,000
Fund 130 Fund Balance	1,520,872	558,140	0	0	0	0	558,140	2,079,012
FUND 130 Interest Earned	0	1,000	0	0	0	0	1,000	1,000
Fund 130 Less 5%	0	-2,125	0	0	0	0	-2,125	-2,125
Total Funding	1,520,872	598,515	0	0	0	0	598,515	2,119,387

Impact Fees Fund - Parks & Recreation

Project Categories	Appropriated To Date	FY 2025 Proposed	*Un-Appropriated Subsequent Years* FY 2026	FY 2027	FY 2028	FY 2029	5 Year Total	CIP Total
Fund 131 Impact Fees Fund - Parks & Recreation	238,849	647,270	0	0	0	0	647,270	886,119
131-29501 District 1 Parks & Rec. Project	0	315,829	0	0	0	0	315,829	315,829
131-29502 District 2 Parks & Rec. Project	0	307,122	0	0	0	0	307,122	307,122
131-29503 District 3 Parks & Rec. Project	0	24,319	0	0	0	0	24,319	24,319
131-29515 Bay Point Park	33,144	0	0	0	0	0	0	33,144
131-29516 Big Coppitt Park	13,355	0	0	0	0	0	0	13,355
131-29519 Bernstein Park	32,000	0	0	0	0	0	0	32,000
131-29521 Bay Pt Park Tennis Court	10,350	0	0	0	0	0	0	10,350
131-29523 Key Largo Park Pickleball Cou	150,000	0	0	0	0	0	0	150,000
Total Project Cost	477,698	647,270	0	0	0	0	647,270	1,124,968

Means of Financing	Appropriated To Date	FY 2025 Proposed	*Un-Appropriated Subsequent Years* FY 2026	FY 2027	FY 2028	FY 2029	5 Year Total	CIP Total
Fund 131 Dist. 1 Impact Fees- Parks & Rec	0	10,000	0	0	0	0	10,000	10,000
Fund 131 Dist. 2 Impact Fees- Parks & Rec	0	1,000	0	0	0	0	1,000	1,000
Fund 131 Dist. 3 Impact Fees- Park & Rec.	0	10,000	0	0	0	0	10,000	10,000
Fund 131 Fund Balance- Park & Rec.	238,849	627,320	0	0	0	0	627,320	866,169
Fund 131 Less 5% Park & Rec	0	-1,050	0	0	0	0	-1,050	-1,050
Total Funding	238,849	647,270	0	0	0	0	647,270	886,119

Impact Fees Fund - Solid Waste

Project Categories	Appropriated To Date	FY 2025 Proposed	*Un-Appropriated Subsequent Years* FY 2026	FY 2027	FY 2028	FY 2029	5 Year Total	CIP Total
Fund 133 Impact Fees Fund - Solid Waste	220,450	137,615	0	0	0	0	137,615	358,065
133-30500 Countywide Solid Waste Proje	220,450	137,615	0	0	0	0	137,615	358,065
Total Project Cost	440,900	137,615	0	0	0	0	137,615	578,515

Means of Financing	Appropriated To Date	FY 2025 Proposed	*Un-Appropriated Subsequent Years* FY 2026	FY 2027	FY 2028	FY 2029	5 Year Total	CIP Total
Fund 133 Fund Balance	220,450	137,615	0	0	0	0	137,615	358,065
Total Funding	220,450	137,615	0	0	0	0	137,615	358,065

Monroe County Board of County Commissioners

Fiscal Years 2025 thru 2029 Capital Improvement Program - CIP Appropriation Plan

Impact Fees Fund - Fire & EMS

Project Categories	Appropriated To Date	FY 2025 Proposed	*Un-Appropriated Subsequent Years* FY 2026	FY 2027	FY 2028	FY 2029	5 Year Total	CIP Total
Fund 135 Impact Fees Fund - Fire Facilities	421,856	184,490	0	0	0	0	184,490	606,346
135-31501 District 1 Fire & EMS Projects	152,087	80,325	0	0	0	0	80,325	232,412
135-31502 District 2 Fire & EMS Projects	22,161	6,690	0	0	0	0	6,690	28,851
135-31503 District 3 Fire & EMS Projects	223,573	96,375	0	0	0	0	96,375	319,948
135-31504 Key Colony Bch Fire & EMS P	24,035	1,100	0	0	0	0	1,100	25,135
Total Project Cost	843,712	184,490	0	0	0	0	184,490	1,028,202

Means of Financing	Appropriated To Date	FY 2025 Proposed	*Un-Appropriated Subsequent Years* FY 2026	FY 2027	FY 2028	FY 2029	5 Year Total	CIP Total
Fund 135 Dist. 1 Fire/EMS Impact Fees	0	3,500	0	0	0	0	3,500	3,500
Fund 135 Dist. 2 Fire/EMS Impact Fees	0	200	0	0	0	0	200	200
Fund 135 Dist. 3 Fire/EMS Impact Fees	0	2,500	0	0	0	0	2,500	2,500
Fund 135 Fund Balance Forward	421,856	178,600	0	0	0	0	178,600	600,456
Fund 135 Less 5%	0	-310	0	0	0	0	-310	-310
Total Funding	421,856	184,490	0	0	0	0	184,490	606,346

Monroe County Board of County Commissioners

Fiscal Years 2025 thru 2029 Capital Improvement Program - CIP Appropriation Plan

One Cent Infrastructure Surtax

Project Categories	Appropriated To Date	FY 2025 Proposed	*Un-Appropriated Subsequent Years* FY 2026	FY 2027	FY 2028	FY 2029	5 Year Total	CIP Total
Fund 304 Administrative & Misc.	72,688,248	33,743,249	29,220,876	23,819,342	24,408,444	26,825,539	138,017,450	210,705,698
304-16Bond 2016 Revenue Bond	1,558,890	0	0	0	0	0	0	1,558,890
304-22004 Administrative, Engineering, L	1,935,083	3,398,338	3,299,918	3,299,918	3,299,918	3,299,918	16,598,010	18,533,093
304-22005 Finance Miscellaneous	0	2,921,950	500,000	500,000	500,000	500,000	4,921,950	4,921,950
304-22022 Old 7 Mile Bridge Annual Cou	0	562,655	562,655	562,655	562,655	562,655	2,813,275	2,813,275
304-22031 Big Coppitt Wastewater	0	51,680	51,680	51,680	51,680	51,680	258,400	258,400
304-22032 Duck Key Wastewater	0	31,000	31,000	31,000	31,000	0	124,000	124,000
304-22033 Cudjoe Key Wastewater	0	150,000	150,000	150,000	150,000	150,000	750,000	750,000
304-590125 Budgeted Transfers to 125	1,612,615	0	0	0	0	0	0	1,612,615
304-590207 Debt Service Payments	32,349,745	22,093,749	20,091,746	14,690,212	14,690,321	14,567,170	86,133,198	118,482,943
304-590310 Budgeted Transfers to 310	500,000	0	0	0	0	0	0	500,000
304-590314 Budgeted Transfers to 314	22,895,000	0	0	0	0	0	0	22,895,000
304-590316 Land Acquisition	7,250,000	0	0	0	0	0	0	7,250,000
304-590910 Cost Allocation - 86502	2,136,915	533,877	533,877	533,877	533,877	533,877	2,669,385	4,806,300
304-590990 Contingency Reserves	0	1,500,000	1,500,000	1,500,000	2,088,993	2,625,429	9,214,422	9,214,422
304-590991 Cash Balance	0	2,500,000	2,500,000	2,500,000	2,500,000	4,534,810	14,534,810	14,534,810
304-IRMA Transfer to 125-Hurricane Irma	1,500,000	0	0	0	0	0	0	1,500,000
86502 Clerk ERP Clerk ERP System	700,000	0	0	0	0	0	0	700,000
CM2001 College of FLK Upper Keys	250,000	0	0	0	0	0	0	250,000
Fund 304 Culture & Recreation	1,367,482	840,050	0	0	0	0	840,050	2,207,532
304-25001 Higg's Beach Master Plan	717,178	220,000	0	0	0	0	220,000	937,178
304-25005 Rowell's Waterfront Park	0	100,000	0	0	0	0	100,000	100,000
304-25012 Bernstein Park Renovations	0	520,050	0	0	0	0	520,050	520,050
CC1701 Big Pine Swimming Hole	173,200	0	0	0	0	0	0	173,200
CC1902 Pigeon Key	477,104	0	0	0	0	0	0	477,104
Fund 304 Economic Environment	200,806	2,303,000	1,750,000	1,750,000	1,750,000	2,350,000	9,903,000	10,103,806
304-25502 Southcliff Estates	0	2,303,000	1,750,000	1,750,000	1,750,000	2,350,000	9,903,000	9,903,000
CE1901 Tiny House	200,806	0	0	0	0	0	0	200,806
Fund 304 General Government	11,347,838	1,895,472	3,346,299	3,569,801	2,700,000	2,200,000	13,711,572	25,059,410
304-24005 Jackson Square Chiller Buildin	450,379	0	0	0	0	0	0	450,379
304-24007 Public Defender Office Key W	4,964,384	0	0	0	0	0	0	4,964,384
304-24009 Rockland Key Public Works F	2,879,749	0	0	0	0	0	0	2,879,749
304-24010 HMGP Wind Retrofit	1,053,529	418,652	1,551,136	0	0	0	1,969,788	3,023,317
304-24011 Gato Building Repairs	151,750	902,620	0	0	0	0	902,620	1,054,370
304-24015 HMGP Generators	165,350	212,500	1,795,163	0	0	0	2,007,663	2,173,013
304-24016 Historic Courthouse Brick Rep	31,763	0	0	0	0	0	0	31,763
CG1901 Ocean Reef ILA/Ambulance Pur	800,000	361,700	0	497,100	0	0	858,800	1,658,800
CG1902 Jefferson B. Browne/Jackson Sq	333,934	0	0	3,072,701	2,700,000	2,200,000	7,972,701	8,306,635
CG2001 Guidance Care Center Project	200,000	0	0	0	0	0	0	200,000
CG2002 Senior Nutrition Center	67,000	0	0	0	0	0	0	67,000
CG2004 Building Automation Replaceme	250,000	0	0	0	0	0	0	250,000
Fund 304 Physical Environment	163,230	100,000	0	0	0	0	100,000	263,230
304-26016 Boca Chica Shore Side Facilit	0	100,000	0	0	0	0	100,000	100,000
PE1901 Canal Monitoring	163,230	0	0	0	0	0	0	163,230
Fund 304 Public Safety	7,168,517	46,436,995	150,000	0	0	0	46,586,995	53,755,512
304-26004 MCSO Generator Building	1,391,448	0	0	0	0	0	0	1,391,448
304-26010 MCSO Marathon Substation	370,000	0	0	0	0	0	0	370,000
304-26011 MCSO Detention Center Spalli	0	310,000	0	0	0	0	310,000	310,000
304-26013 Sugarloaf Fire Station Replace	2,999,265	6,479,010	0	0	0	0	6,479,010	9,478,275
CP1403 KL Fire Hydrants	989,225	150,000	150,000	0	0	0	300,000	1,289,225
CP1901 Fire & Ambulance Fire Truck	1,418,579	1,304,785	0	0	0	0	1,304,785	2,723,364

Monroe County Board of County Commissioners

Fiscal Years 2025 thru 2029 Capital Improvement Program - CIP Appropriation Plan

One Cent Infrastructure Surtax

Project Categories	Appropriated To Date	FY 2025 Proposed	*Un-Appropriated Subsequent Years* FY 2026	FY 2027	FY 2028	FY 2029	5 Year Total	CIP Total
Fund 304 Public Safety	7,168,517	46,436,995	150,000	0	0	0	46,586,995	53,755,512
CP2202 Trauma Star Helicopter Replace	0	38,193,200	0	0	0	0	38,193,200	38,193,200
Fund 304 Transportation	3,999,380	12,852,101	11,753,623	10,054,191	5,550,000	3,878,197	44,088,112	48,087,492
304-27010 Key Largo III	0	242,855	0	0	0	0	242,855	242,855
304-27012 Harbor Drive Bridge Replacem	0	1,040,976	0	0	0	0	1,040,976	1,040,976
304-27015 No Name Key Bridge Repair	0	0	403,340	400,000	4,400,000	2,963,950	8,167,290	8,167,290
304-27016 Sugarloaf Blvd Bridge Replace	0	0	3,480,191	1,160,064	0	0	4,640,255	4,640,255
304-27017 Stillwright Point	0	1,138,779	0	0	0	0	1,138,779	1,138,779
304-27018 Toms Harbor Channel Bridge	0	943,434	0	0	0	0	943,434	943,434
304-27019 Crane Blvd Shared Use Path	0	0	0	0	1,150,000	914,247	2,064,247	2,064,247
304-27020 Key Deer Blvd North of Watso	0	400,000	437,539	1,774,351	0	0	2,611,890	2,611,890
304-27021 Conch Key Roads SLR	0	200,000	3,474,250	5,419,776	0	0	9,094,026	9,094,026
304-27022 Ocean Bay Drive Embankmen	0	220,000	0	1,300,000	0	0	1,520,000	1,520,000
304-27024 Flagler Ave Road Paving	0	625,000	574,964	0	0	0	1,199,964	1,199,964
CR1605 1st Street/Bertha Ave Improvem	3,290,971	0	0	0	0	0	0	3,290,971
CR1902 Koehn Sub Division	708,409	0	0	0	0	0	0	708,409
CR2201 Seaview Drive Bridge Replacem	0	1,100,000	0	0	0	0	1,100,000	1,100,000
CR2202 Twin Lakes	0	6,941,057	3,383,339	0	0	0	10,324,396	10,324,396
Total Project Cost	193,871,002	98,170,867	46,220,798	39,193,334	34,408,444	35,253,736	253,247,179	447,118,181

Means of Financing	Appropriated To Date	FY 2025 Proposed	*Un-Appropriated Subsequent Years* FY 2026	FY 2027	FY 2028	FY 2029	5 Year Total	CIP Total
Fund 304 1 Cent Infrastructure Sales Tax	56,936,453	37,979,010	31,500,000	31,500,000	31,500,000	31,500,000	163,979,010	220,915,463
Fund 304 Fund Balance Forward	39,367,963	59,168,227	13,697,168	6,669,704	2,257,109	3,105,356	84,897,564	124,265,527
Fund 304 Interest Earnings	105,000	50,000	50,000	50,000	50,000	50,000	250,000	355,000
Fund 304 Less 5%	0	-1,711,770	-1,711,770	-1,711,770	-1,692,176	-1,692,020	-8,519,506	-8,519,506
Fund 304 Miscellaneous Revenue	526,085	2,685,400	2,685,400	2,685,400	2,293,511	2,290,400	12,640,111	13,166,196
Total Funding	96,935,501	98,170,867	46,220,798	39,193,334	34,408,444	35,253,736	253,247,179	350,182,680

Monroe County Board of County Commissioners

Fiscal Years 2025 thru 2029 Capital Improvement Program - CIP Appropriation Plan

Title: **Administrative, Engineering, Legal Costs**
Project: **304-22004**
Category: **Fund 304 Administrative & Misc.**
Status: **Adopted**
Office: **Engineering Services/Roads**
LMS: **N/A**

Comprehensive Plan Information

CIE Project: N/A
Plan Reference:
LOS/Concurrency: N/A
Project Need: N/A

Project Location

District:
Location:

Programmed Funding

Programmed Funding	Appropriated To Date	Budgeted FY 2025	*Non-Appropriated Programmed CIP Funding* FY 2026	FY 2027	FY 2028	FY 2029	Future Funding
18,533,093	1,935,083	3,398,338	3,299,918	3,299,918	3,299,918	3,299,918	(6,320,107)

Description and Scope

Rationale

Project Map

Schedule of Activities

Project Activities	From - To	Amount
Project Management	10/19 - 09/26	12,212,986
	Total Budgetary Cost Estimate:	**12,212,986**

Means of Financing

Funding Source	Amount
Fund 304 1 Cent Infrastructure Sales Tax	25,117,516
Fund 304 Fund Balance Forward	1,830,083
Fund 304 Interest Earnings	105,000
Fund 304 Less 5%	(8,519,506)
Total Programmed Funding:	**18,533,093**
Future Funding Requirements:	**(6,320,107)**

Monroe County Board of County Commissioners

Fiscal Years 2025 thru 2029 Capital Improvement Program - CIP Appropriation Plan

Title: **HMGP Wind Retrofit**
Project: **304-24010**
Category: **Fund 304 General Government**
Status: **Adopted**
Office: **Project Management**
LMS:

Comprehensive Plan Information

CIE Project: N/A
Plan Reference:
LOS/Concurrency:
Project Need:

Project Location

District:
Location: Various

Programmed Funding

Programmed Funding	Appropriated To Date	Budgeted FY 2025	*Non-Appropriated Programmed CIP Funding* FY 2026	FY 2027	FY 2028	FY 2029	Future Funding
3,023,317	**1,053,529**	**418,652**	**1,551,136**	**0**	**0**	**0**	**(2,208,817)**

Description and Scope

Protection of all exterior openings with impact windows and doors of 10 county buildings and retrofitting the existing roof of 7 of those 10 buildings.

Rationale

HMGP Grant received to protect 10 public facilities in Monroe County.

Funding Strategy

HMGP Grant in the amount of $732,505.00 provides 75% funding with 25% match from County Fund 304
125-22578 (HMGP Grant)
304-24010

Project Map

Schedule of Activities

Project Activities	From - To	Amount
Design/Architecture	10/22 - 09/26	814,500
	Total Budgetary Cost Estimate:	**814,500**

Means of Financing

Funding Source	Amount
Fund 304 1 Cent Infrastructure Sales Tax	3,023,317
Total Programmed Funding:	**3,023,317**
Future Funding Requirements:	**(2,208,817)**

Monroe County Board of County Commissioners

Fiscal Years 2025 thru 2029 Capital Improvement Program - CIP Appropriation Plan

Title: **Gato Building Repairs**
Project: **304-24011**
Category: **Fund 304 General Government**
Status: **Adopted**
Office: **Project Management**
LMS:

Comprehensive Plan Information

CIE Project: N/A
Plan Reference:
LOS/Concurrency:
Project Need:

Project Location

District:
Location: 1100 Simonton Street, Key West

Programmed Funding

Programmed Funding	Appropriated To Date	Budgeted FY 2025	*Non-Appropriated Programmed CIP Funding* FY 2026	FY 2027	FY 2028	FY 2029	Future Funding
1,054,370	151,750	902,620	0	0	0	0	(902,620)

Description and Scope

The Historic Gato building has developed spalling concrete on the interior and exterior of the building. It has experienced this due to corroding reinforcements, requiring concrete repair.

Rationale

Funding Strategy

Fund 304

Project Map



Schedule of Activities

Project Activities	From - To	Amount
Project Mgmt	10/22 - 09/25	5,000
Design/Architecture	10/22 - 09/25	46,750
Site Work Improvement	10/22 - 09/25	100,000
	Total Budgetary Cost Estimate:	**151,750**

Means of Financing

Funding Source	Amount
Fund 304 1 Cent Infrastructure Sales Tax	651,750
Fund 304 Fund Balance Forward	402,620
Total Programmed Funding:	**1,054,370**
Future Funding Requirements:	**(902,620)**

Monroe County Board of County Commissioners

Fiscal Years 2025 thru 2029 Capital Improvement Program - CIP Appropriation Plan

Title: **HMGP Generators**
Project: **304-24015**
Category: **Fund 304 General Government**
Status: **Adopted**
Office: **Project Management**
LMS:

Comprehensive Plan Information

CIE Project: N/A
Plan Reference:
LOS/Concurrency:
Project Need:

Project Location

District:
Location: Multiple

Programmed Funding

Programmed Funding	Appropriated To Date	Budgeted FY 2025	*Non-Appropriated Programmed CIP Funding* FY 2026	FY 2027	FY 2028	FY 2029	Future Funding
2,173,013	**165,350**	**212,500**	**1,795,163**	**0**	**0**	**0**	**(2,029,113)**

Description and Scope

The Florida Division of Emergency Management (FDEM), Mitigation Bureau, Hazard Mitigation Grant Program has awarded funding for Phase I which includes but is not limited to surveying, engineering, designing, plans preparation, permitting and bidding for the proposed project, for Phase II approval. The project is for the purchase and installation of an emergency system to reduce and/or mitigate the damage threat might otherwise occur from severe weather or other hazards. The design for Phase II scope shall include purchasing and installing 21 permanent generators and 14 portable generators.

Rationale

Funding Strategy

125-22579 (Phase I HMGP Grant)
304-24015 (HMGP Grant Match)
Phase II funded by different HMGP Grant

Project Map

Schedule of Activities

Project Activities	From - To	Amount
Design/Engineering	10/21 - 09/26	143,900
Total Budgetary Cost Estimate:		**143,900**

Means of Financing

Funding Source	Amount
Fund 304 1 Cent Infrastructure Sales Tax	2,173,013
Total Programmed Funding:	**2,173,013**
Future Funding Requirements:	**(2,029,113)**

Monroe County Board of County Commissioners

Fiscal Years 2025 thru 2029 Capital Improvement Program - CIP Appropriation Plan

Title: **Higg's Beach Master Plan**
Project: **304-25001**
Category: **Fund 304 Culture & Recreation**
Status: **Adopted**
Office: **Project Management**
LMS: **N/A**

Comprehensive Plan Information

CIE Project: Yes
Plan Reference: Element #12 Goal 1201
LOS/Concurrency: No
Project Need: Growth, Deficiency

Project Location

District:
Location: 1000 Atlantic Blvd., Key West, FL 33040

Programmed Funding

Programmed Funding	Appropriated To Date	Budgeted FY 2025	*Non-Appropriated Programmed CIP Funding* FY 2026	FY 2027	FY 2028	FY 2029	Future Funding
937,178	717,178	220,000	0	0	0	0	3,745,603

Description and Scope

Design, permitting, and construction of the relocation of Atlantic Avenue at Higgs Beach. The plan includes: Visitor & Nature Center, relocation of the internal road and White Street enhancements, relocation of parking lots, addition of bicycle lanes, expansion of the beach area, relocation and expansion of children's playground, addition of pedestrian sidewalks, two maintenance buildings, two volleyball courts and two pickle ball courts, removal of two tennis courts, relocation of small dog park revision of large dog park, revision of outdoor lighting fixtures, addition of sculpture garden and renovation of Whistling Duck Pond.

Rationale

Higg's Beach is owned by Monroe County and is located within the jurisdictional boundaries of the City of Key West.
On March 10, 2010, the BOCC authorized the development of the Higg's Beach Master Plan, which comprised of two phases. The first phase included a planning and design process to gather community and stakeholder input, which was coordinated with City of Key West staff. A new boundary survey was acquired, and a ground penetrating radar survey was also conducted, in order to locate impact archaeological resources.
Monroe County and the City of Key West entered into a Development Agreement (Master Plan) on June 18, 2012. This plan will remain in effect for ten years unless the County seeks an extension.

Funding Strategy

Monroe County is responsible for securing funding and the City shall provide assistance as needed. Some funding will be from District 1, Tourist Development Council (TDC) bed taxes, and from the One Cent Infrastructure Sales Surtax fund.

Operating Budget Impacts

There is no operating budget impact in the current five year outlook.

Project Map



Schedule of Activities

Project Activities	From - To	Amount
Project Mgmt	10/19 - 09/23	10,000
Construction	10/19 - 09/27	4,672,781
	Total Budgetary Cost Estimate:	**4,682,781**

Means of Financing

Funding Source	Amount
Fund 304 1 Cent Infrastructure Sales Tax	937,178
Total Programmed Funding:	**937,178**
Future Funding Requirements:	**3,745,603**

Monroe County Board of County Commissioners

Fiscal Years 2025 thru 2029 Capital Improvement Program - CIP Appropriation Plan

Title: **Rowell's Waterfront Park**
Project: **304-25005**
Category: **Fund 304 Culture & Recreation**
Status: **Adopted**
Office: **Project Management**
LMS: **N/A**

Comprehensive Plan Information

CIE Project: N/A
Plan Reference:
LOS/Concurrency: N/A
Project Need: N/A

Project Location

District:
Location: 104550 Overseas Hwy, Key Largo, FL 33037

Programmed Funding

Programmed Funding	Appropriated To Date	Budgeted FY 2025	*Non-Appropriated Programmed CIP Funding* FY 2026	FY 2027	FY 2028	FY 2029	Future Funding
100,000	0	100,000	0	0	0	0	(100,000)

Description and Scope

Scenic Vista, walk and bike path, bathroom, parking lot, and landscaping

Rationale

Funding Strategy

One Cent Infrastructure Sales Tax - Fund 304; CDBG-CV grant; multiple TDC grants

Project Map



Schedule of Activities

Project Activities	From - To	Amount
Total Budgetary Cost Estimate:		**0**

Means of Financing

Funding Source	Amount
Fund 304 1 Cent Infrastructure Sales Tax	100,000
Total Programmed Funding:	**100,000**
Future Funding Requirements:	**(100,000)**

Monroe County Board of County Commissioners

Fiscal Years 2025 thru 2029 Capital Improvement Program - CIP Appropriation Plan

Title: **Bernstein Park Renovations**
Project: **304-25012**
Category: **Fund 304 Culture & Recreation**
Status: **Adopted**
Office: **Project Management**
LMS:

Comprehensive Plan Information

CIE Project: N/A
Plan Reference:
LOS/Concurrency:
Project Need:

Project Location

District:
Location: 6751 5TH Street, Stock Island, FL 33040

Programmed Funding

Programmed Funding	Appropriated To Date	Budgeted FY 2025	*Non-Appropriated Programmed CIP Funding* FY 2026	FY 2027	FY 2028	FY 2029	Future Funding
520,050	0	520,050	0	0	0	0	(520,050)

Description and Scope

Re-grade all athletic fields and install natural turf grass more suitable to heavy sports use. Review landscaping and replace expired plants as needed. Review irrigation and revise or upgrade as needed for new turf and landscaping. Evaluate feasibility of reclaimed water for irrigation. Review hardscape and provide more shaded sitting areas. Refurbishment of turf grass needed to repair damages and minimize future maintenance costs.

Rationale

Project Map

Schedule of Activities

Project Activities	From - To	Amount
	Total Budgetary Cost Estimate:	**0**

Means of Financing

Funding Source	Amount
Fund 304 1 Cent Infrastructure Sales Tax	520,050
Total Programmed Funding:	**520,050**
Future Funding Requirements:	**(520,050)**

Monroe County Board of County Commissioners

Fiscal Years 2025 thru 2029 Capital Improvement Program - CIP Appropriation Plan

Title: **Southcliff Estates**
Project: **304-25502**
Category: **Fund 304 Economic Environment**
Status: **Adopted**
Office: **Project Management**
LMS:

Comprehensive Plan Information

CIE Project: N/A
Plan Reference:
LOS/Concurrency:
Project Need:

Project Location

District:
Location:

Programmed Funding

Programmed Funding	Appropriated To Date	Budgeted FY 2025	*Non-Appropriated Programmed CIP Funding* FY 2026	FY 2027	FY 2028	FY 2029	Future Funding
9,903,000	0	2,303,000	1,750,000	1,750,000	1,750,000	2,350,000	(9,903,000)

Description and Scope

Affordable housing units located in Key Largo.

Rationale

Project Map

Schedule of Activities

Project Activities	From - To	Amount
	Total Budgetary Cost Estimate:	**0**

Means of Financing

Funding Source	Amount
Fund 304 1 Cent Infrastructure Sales Tax	1,876,828
Fund 304 Fund Balance Forward	8,026,172
Total Programmed Funding:	**9,903,000**
Future Funding Requirements:	**(9,903,000)**

Monroe County Board of County Commissioners

Fiscal Years 2025 thru 2029 Capital Improvement Program - CIP Appropriation Plan

Title: **MCSO Detention Center Spalling Repairs**
Project: **304-26011**
Category: **Fund 304 Public Safety**
Status: **Proposed**
Office: **Project Management**
LMS:

Comprehensive Plan Information

CIE Project: N/A
Plan Reference:
LOS/Concurrency:
Project Need:

Project Location

District:
Location: 5501 College Rd., Key West 33040

Programmed Funding

Programmed Funding	Appropriated To Date	Budgeted FY 2025	*Non-Appropriated Programmed CIP Funding* FY 2026	FY 2027	FY 2028	FY 2029	Future Funding
310,000	0	310,000	0	0	0	0	(310,000)

Description and Scope

This project is to include approximately 13,000 SF of stucco that needs to be removed, replaced and repainted to match the existing surroundings. The newly painted stucco will not be included in the SI Jail Painting Project upcoming in FY25, pending approval.

Rationale

Project Map

Schedule of Activities

Project Activities	From - To	Amount
	Total Budgetary Cost Estimate:	**0**

Means of Financing

Funding Source	Amount
Fund 304 1 Cent Infrastructure Sales Tax	310,000
Total Programmed Funding:	**310,000**
Future Funding Requirements:	**(310,000)**

Monroe County Board of County Commissioners

Fiscal Years 2025 thru 2029 Capital Improvement Program - CIP Appropriation Plan

Title: **Sugarloaf Fire Station Replacement**
Project: **304-26013**
Category: **Fund 304 Public Safety**
Status: **Adopted**
Office: **Project Management**
LMS:

Comprehensive Plan Information

CIE Project: N/A
Plan Reference:
LOS/Concurrency:
Project Need:

Project Location

District:
Location: 17175 Overseas Hwy, Sugarloaf Key

Programmed Funding

Programmed Funding	Appropriated To Date	Budgeted FY 2025	*Non-Appropriated Programmed CIP Funding* FY 2026	FY 2027	FY 2028	FY 2029	Future Funding
9,478,275	2,999,265	6,479,010	0	0	0	0	(6,479,010)

Description and Scope

Fire Station needs replacement. (project assumes no addition of an emergency signal on US1, no community room, and provides 3 Bay - 4 Bunk Approx 10,000 sq ft) Project will require an elevator as some space will need to be over bays. Wetlands within close proximity.

Rationale

Project Map

Schedule of Activities

Project Activities	From - To	Amount
Project Mgmt	10/23 - 09/26	4,000
Design/Engineering	10/23 - 09/25	588,265
Site Work Improvement	10/23 - 09/25	2,407,000
	Total Budgetary Cost Estimate:	**2,999,265**

Means of Financing

Funding Source	Amount
Fund 304 1 Cent Infrastructure Sales Tax	9,478,275
Total Programmed Funding:	**9,478,275**
Future Funding Requirements:	**(6,479,010)**

Monroe County Board of County Commissioners

Fiscal Years 2025 thru 2029 Capital Improvement Program - CIP Appropriation Plan

Title: **Boca Chica Shore Side Facility**
Project: **304-26016**
Category: **Fund 304 Physical Environment**
Status: **Adopted**
Office: **Project Management**
LMS:

Comprehensive Plan Information

CIE Project: N/A
Plan Reference:
LOS/Concurrency:
Project Need:

Project Location

District:
Location: 6633 Maloney Ave., Stock Island, FL 33040

Programmed Funding

Programmed Funding	Appropriated To Date	Budgeted FY 2025	*Non-Appropriated Programmed CIP Funding* FY 2026	FY 2027	FY 2028	FY 2029	Future Funding
100,000	0	100,000	0	0	0	0	(100,000)

Description and Scope

New construction of shore side facilities to support the new mooring field in Boca Chica Basis off the east side of Stock Island. The mooring field will be a newly permitted field with approximately 40 mooring balls, to be developed by the County Marine Resources Department. The site for the shore side facilities may include a dinghy dock, wastewater facilities to support the County's pump out boat, a dockmaster's office, restrooms, showers and laundry facilities, recycling station and limited parking.

Rationale

Project Map

Schedule of Activities

Project Activities	From - To	Amount
Total Budgetary Cost Estimate:		**0**

Means of Financing

Funding Source	Amount
Fund 304 Fund Balance Forward	100,000
Total Programmed Funding:	**100,000**
Future Funding Requirements:	**(100,000)**

Monroe County Board of County Commissioners

Fiscal Years 2025 thru 2029 Capital Improvement Program - CIP Appropriation Plan

Title: **Key Largo III**
Project: **304-27010**
Category: **Fund 304 Transportation**
Status: **Proposed**
Office: **Engineering Services/Roads**
LMS:

Comprehensive Plan Information		Project Location	
CIE Project: N/A	**Plan Reference:**	**District:**	
LOS/Concurrency:	**Project Need:**	**Location:**	

Programmed Funding

Programmed Funding	Appropriated To Date	Budgeted FY 2025	*Non-Appropriated Programmed CIP Funding* FY 2026	FY 2027	FY 2028	FY 2029	Future Funding
242,855	0	242,855	0	0	0	0	(242,855)

Description and Scope

Rationale

Project Map

Schedule of Activities

Project Activities	From - To	Amount
Total Budgetary Cost Estimate:		**0**

Means of Financing

Funding Source	Amount
Fund 304 1 Cent Infrastructure Sales Tax	242,855
Total Programmed Funding:	**242,855**
Future Funding Requirements:	**(242,855)**

Monroe County Board of County Commissioners

Fiscal Years 2025 thru 2029 Capital Improvement Program - CIP Appropriation Plan

Title: **Harbor Drive Bridge Replacement**
Project: **304-27012**
Category: **Fund 304 Transportation**
Status: **Proposed**
Office: **Engineering Services/Roads**
LMS:

Comprehensive Plan Information

CIE Project: N/A
Plan Reference:
LOS/Concurrency:
Project Need:

Project Location

District:
Location:

Programmed Funding

Programmed Funding	Appropriated To Date	Budgeted FY 2025	*Non-Appropriated Programmed CIP Funding* FY 2026	FY 2027	FY 2028	FY 2029	Future Funding
1,040,976	0	1,040,976	0	0	0	0	(1,040,976)

Description and Scope

Rationale

Project Map

Schedule of Activities

Project Activities	From - To	Amount
	Total Budgetary Cost Estimate:	**0**

Means of Financing

Funding Source	Amount
Fund 304 Fund Balance Forward	1,040,976
Total Programmed Funding:	**1,040,976**
Future Funding Requirements:	**(1,040,976)**

Monroe County Board of County Commissioners

Fiscal Years 2025 thru 2029 Capital Improvement Program - CIP Appropriation Plan

Title: **Stillwright Point**
Project: **304-27017**
Category: **Fund 304 Transportation**
Status: **Proposed**
Office: **Engineering Services/Roads**
LMS:

Comprehensive Plan Information

CIE Project: N/A
Plan Reference:
LOS/Concurrency:
Project Need:

Project Location

District:
Location:

Programmed Funding

Programmed Funding	Appropriated To Date	Budgeted FY 2025	*Non-Appropriated Programmed CIP Funding* FY 2026	FY 2027	FY 2028	FY 2029	Future Funding
1,138,779	0	1,138,779	0	0	0	0	(1,138,779)

Description and Scope

Rationale

Project Map

Schedule of Activities

Project Activities	From - To	Amount
	Total Budgetary Cost Estimate:	**0**

Means of Financing

Funding Source	Amount
Fund 304 Fund Balance Forward	1,138,779
Total Programmed Funding:	**1,138,779**
Future Funding Requirements:	**(1,138,779)**

Monroe County Board of County Commissioners

Fiscal Years 2025 thru 2029 Capital Improvement Program - CIP Appropriation Plan

Title: **Toms Harbor Channel Bridge**
Project: **304-27018**
Category: **Fund 304 Transportation**
Status: **Adopted**
Office: **Engineering Services/Roads**
LMS:

Comprehensive Plan Information		Project Location	
CIE Project: N/A	**Plan Reference:**	**District:**	
LOS/Concurrency:	**Project Need:**	**Location:**	

Programmed Funding

Programmed Funding	Appropriated To Date	Budgeted FY 2025	*Non-Appropriated Programmed CIP Funding* FY 2026	FY 2027	FY 2028	FY 2029	Future Funding
943,434	0	943,434	0	0	0	0	(943,434)

Description and Scope

Rationale

Project Map

Schedule of Activities

Project Activities	From - To	Amount
	Total Budgetary Cost Estimate:	**0**

Means of Financing

Funding Source	Amount
Fund 304 1 Cent Infrastructure Sales Tax	943,434
Total Programmed Funding:	**943,434**
Future Funding Requirements:	**(943,434)**

Monroe County Board of County Commissioners

Fiscal Years 2025 thru 2029 Capital Improvement Program - CIP Appropriation Plan

Title: **Key Deer Blvd North of Watson Road Repair**
Project: **304-27020**
Category: **Fund 304 Transportation**
Status: **Adopted**
Office: **Engineering Services/Roads**
LMS:

Comprehensive Plan Information		Project Location	
CIE Project: N/A	**Plan Reference:**	**District:**	
LOS/Concurrency:	**Project Need:**	**Location:**	

Programmed Funding

Programmed Funding	Appropriated To Date	Budgeted FY 2025	*Non-Appropriated Programmed CIP Funding* FY 2026	FY 2027	FY 2028	FY 2029	Future Funding
2,611,890	**0**	**400,000**	**437,539**	**1,774,351**	**0**	**0**	**(2,611,890)**

Description and Scope

Key Deer Boulevard is in need of repair. SCOP funds have been awarded for construction phase. North end of the Key Deer will not require stormwater improvements per information obtained during SLR vulnerability study.

Rationale

Project Map

Schedule of Activities

Project Activities	From - To	Amount
	Total Budgetary Cost Estimate:	**0**

Means of Financing

Funding Source	Amount
Fund 304 1 Cent Infrastructure Sales Tax	2,611,890
Total Programmed Funding:	**2,611,890**
Future Funding Requirements:	**(2,611,890)**

Monroe County Board of County Commissioners

Fiscal Years 2025 thru 2029 Capital Improvement Program - CIP Appropriation Plan

Title: **Conch Key Roads SLR**
Project: **304-27021**
Category: **Fund 304 Transportation**
Status: **Adopted**
Office: **Engineering Services/Roads**
LMS:

Comprehensive Plan Information

CIE Project: N/A
Plan Reference:
LOS/Concurrency:
Project Need:

Project Location

District:
Location:

Programmed Funding

Programmed Funding	Appropriated To Date	Budgeted FY 2025	*Non-Appropriated Programmed CIP Funding* FY 2026	FY 2027	FY 2028	FY 2029	Future Funding
9,094,026	0	200,000	3,474,250	5,419,776	0	0	(9,094,026)

Description and Scope

Rationale

Project Map

Schedule of Activities

Project Activities	From - To	Amount

Total Budgetary Cost Estimate: **0**

Means of Financing

Funding Source	Amount
Fund 304 1 Cent Infrastructure Sales Tax	9,094,026

Total Programmed Funding: **9,094,026**
Future Funding Requirements: **(9,094,026)**

Monroe County Board of County Commissioners

Fiscal Years 2025 thru 2029 Capital Improvement Program - CIP Appropriation Plan

Title: **Ocean Bay Drive Embankment Repair**
Project: **304-27022**
Category: **Fund 304 Transportation**
Status: **Adopted**
Office: **Engineering Services/Roads**
LMS:

Comprehensive Plan Information		Project Location	
CIE Project: N/A	**Plan Reference:**	**District:**	
LOS/Concurrency:	**Project Need:**	**Location:**	

Programmed Funding

Programmed Funding	Appropriated To Date	Budgeted FY 2025	*Non-Appropriated Programmed CIP Funding* FY 2026	FY 2027	FY 2028	FY 2029	Future Funding
1,520,000	0	220,000	0	1,300,000	0	0	(1,520,000)

Description and Scope

Propeller wash from adjacent marina has eroded roadway shoulder along approximately 500 LF of Ocean Bay Drive. Mitigation is needed to prevent further erosion and collapse of guardrail and shoulder.

Rationale

Project Map

Schedule of Activities

Project Activities	From - To	Amount
	Total Budgetary Cost Estimate:	**0**

Means of Financing

Funding Source	Amount
Fund 304 1 Cent Infrastructure Sales Tax	1,520,000
Total Programmed Funding:	**1,520,000**
Future Funding Requirements:	**(1,520,000)**

Monroe County Board of County Commissioners

Fiscal Years 2025 thru 2029 Capital Improvement Program - CIP Appropriation Plan

Title: **Flagler Ave Road Paving**
Project: **304-27024**
Category: **Fund 304 Transportation**
Status: **Adopted**
Office: **Engineering Services/Roads**
LMS:

Comprehensive Plan Information

CIE Project: N/A
Plan Reference:
LOS/Concurrency:
Project Need:

Project Location

District:
Location: Flagler Ave, Key West

Programmed Funding

Programmed Funding	Appropriated To Date	Budgeted FY 2025	*Non-Appropriated Programmed CIP Funding* FY 2026	FY 2027	FY 2028	FY 2029	Future Funding
1,199,964	**0**	**625,000**	**574,964**	**0**	**0**	**0**	**(1,199,964)**

Description and Scope

Flagler Avenue Sea Level Rise resiliency project to make road more resilient and upgrade stormwater management from gravity outfalls to pump station.

Rationale

Project Map

Schedule of Activities

Project Activities	From - To	Amount
	Total Budgetary Cost Estimate:	**0**

Means of Financing

Funding Source	Amount
Fund 304 1 Cent Infrastructure Sales Tax	1,199,964
Total Programmed Funding:	**1,199,964**
Future Funding Requirements:	**(1,199,964)**

Monroe County Board of County Commissioners

Fiscal Years 2025 thru 2029 Capital Improvement Program - CIP Appropriation Plan

Title: **Debt Service Payments**
Project: **304-590207**
Category: **Fund 304 Administrative & Misc.**
Status: **Adopted**
Office: **B.O.C.C.**
LMS: **N/A**

Comprehensive Plan Information		Project Location	
CIE Project: N/A	**Plan Reference:**	**District:**	
LOS/Concurrency: N/A	**Project Need:** N/A	**Location:**	

Programmed Funding

Programmed Funding	Appropriated To Date	Budgeted FY 2025	*Non-Appropriated Programmed CIP Funding* FY 2026	FY 2027	FY 2028	FY 2029	Future Funding
118,482,943	**32,349,745**	**22,093,749**	**20,091,746**	**14,690,212**	**14,690,321**	**14,567,170**	**(28,396,214)**

Description and Scope

Transfer of funds from 304 to Debt Service Fund 207.

Rationale

Project Map

Schedule of Activities

Project Activities	From - To	Amount
Project Management	10/14 - 09/27	90,086,729
	Total Budgetary Cost Estimate:	**90,086,729**

Means of Financing

Funding Source	Amount
Fund 304 1 Cent Infrastructure Sales Tax	73,493,087
Fund 304 Fund Balance Forward	32,349,745
Fund 304 Miscellaneous Revenue	12,640,111
Total Programmed Funding:	**118,482,943**
Future Funding Requirements:	**(28,396,214)**

Monroe County Board of County Commissioners

Fiscal Years 2025 thru 2029 Capital Improvement Program - CIP Appropriation Plan

Title: **Cost Allocation - 86502**
Project: **304-590910**
Category: **Fund 304 Administrative & Misc.**
Status: **Adopted**
Office: **B.O.C.C.**
LMS: **N/A**

Comprehensive Plan Information

CIE Project: N/A
Plan Reference:
LOS/Concurrency: N/A
Project Need: N/A

Project Location

District:
Location:

Programmed Funding

Programmed Funding	Appropriated To Date	Budgeted FY 2025	*Non-Appropriated Programmed CIP Funding* FY 2026	FY 2027	FY 2028	FY 2029	Future Funding
4,806,300	2,136,915	533,877	533,877	533,877	533,877	533,877	(271,685)

Description and Scope

Indirect costs paid out of the General Fund 001.

Rationale

Project Map

Schedule of Activities

Project Activities	From - To	Amount
Project Management	10/14 - 09/26	4,534,615
	Total Budgetary Cost Estimate:	**4,534,615**

Means of Financing

Funding Source	Amount
Fund 304 1 Cent Infrastructure Sales Tax	2,428,091
Fund 304 Fund Balance Forward	2,378,209
Total Programmed Funding:	**4,806,300**
Future Funding Requirements:	**(271,685)**

Monroe County Board of County Commissioners

Fiscal Years 2025 thru 2029 Capital Improvement Program - CIP Appropriation Plan

Title: **Ocean Reef ILA/Ambulance Purchase**
Project: **CG1901**
Category: **Fund 304 General Government**
Status: **Proposed**
Office: **B.O.C.C.**
LMS: **N/A**

Comprehensive Plan Information

CIE Project: N/A
Plan Reference:
LOS/Concurrency: N/A
Project Need: N/A

Project Location

District:
Location: Key Largo, FL

Programmed Funding

Programmed Funding	Appropriated To Date	Budgeted FY 2025	*Non-Appropriated Programmed CIP Funding* FY 2026	FY 2027	FY 2028	FY 2029	Future Funding
1,658,800	800,000	361,700	0	497,100	0	0	(458,800)

Description and Scope

Reimbursement for the purchase of an Ambulance

Rationale

Funding Strategy

One Cent Infrastructure Sales Tax-Fund 304

Project Map



Schedule of Activities

Project Activities	From - To	Amount
Project Mgmt	10/18 - 09/20	1,200,000
	Total Budgetary Cost Estimate:	**1,200,000**

Means of Financing

Funding Source	Amount
Fund 304 1 Cent Infrastructure Sales Tax	1,658,800
Total Programmed Funding:	**1,658,800**
Future Funding Requirements:	**(458,800)**

Monroe County Board of County Commissioners

Fiscal Years 2025 thru 2029 Capital Improvement Program - CIP Appropriation Plan

Title: **Jefferson B. Browne/Jackson Square**
Project: **CG1902**
Category: **Fund 304 General Government**
Status: **Adopted**
Office: **Project Management**
LMS: **N/A**

Comprehensive Plan Information		Project Location	
CIE Project: N/A	**Plan Reference:**	**District:**	
LOS/Concurrency: N/A	**Project Need:** N/A	**Location:**	

Programmed Funding

Programmed Funding	Appropriated To Date	Budgeted FY 2025	*Non-Appropriated Programmed CIP Funding* FY 2026	FY 2027	FY 2028	FY 2029	Future Funding
8,306,635	333,934	0	0	3,072,701	2,700,000	2,200,000	(7,972,701)

Description and Scope

A new Chiller Building to service Jackson Square buildings (Historic Jail, Historic Courthouse, Freeman Justice, Courthouse Annex). The current chiller is past life expectancy. The generator is running on a temporary trailer (after its' failure in 2019). And the equipment is housed on the Jefferson Browne roof (which is marked for demolition in a couple years).

Rationale

Project Map

Schedule of Activities

Project Activities	From - To	Amount
Project Mgmt	10/19 - 09/20	333,934
	Total Budgetary Cost Estimate:	**333,934**

Means of Financing

Funding Source	Amount
Fund 304 1 Cent Infrastructure Sales Tax	7,972,701
Fund 304 Fund Balance Forward	333,934
Total Programmed Funding:	**8,306,635**
Future Funding Requirements:	**(7,972,701)**

Monroe County Board of County Commissioners

Fiscal Years 2025 thru 2029 Capital Improvement Program - CIP Appropriation Plan

Title: **KL Fire Hydrants**
Project: **CP1403**
Category: **Fund 304 Public Safety**
Status: **Adopted**
Office: **Project Management**
LMS: **N/A**

Comprehensive Plan Information

CIE Project: N/A
Plan Reference:
LOS/Concurrency: N/A
Project Need: N/A

Project Location

District:
Location: Key Largo

Programmed Funding

Programmed Funding	Appropriated To Date	Budgeted FY 2025	*Non-Appropriated Programmed CIP Funding* FY 2026	FY 2027	FY 2028	FY 2029	Future Funding
1,289,225	989,225	150,000	150,000	0	0	0	(150,000)

Description and Scope

An interlocal agreement between the County and Key Largo Fire Rescue & Emergency Medical Service District was approved on August 20, 2014 by the BOCC. The purpose of the agreement is for the County to reimburse the District for the purchase and installation of thirty three (33) fire hydrants using infrastructure sales surtax funds. The hydrant locations shall be selected in coordination/concurrence with the Monroe County Fire Marshall.

Rationale

Funding Strategy

The appropriations will be $150,000 per fiscal year.

Operating Budget Impacts

There is no operating budget impact in the current five year outlook.

Project Map



Schedule of Activities

Project Activities	From - To	Amount
Construction	10/19 - 09/21	1,139,225
	Total Budgetary Cost Estimate:	**1,139,225**

Means of Financing

Funding Source	Amount
Fund 304 1 Cent Infrastructure Sales Tax	1,289,225
Total Programmed Funding:	**1,289,225**
Future Funding Requirements:	**(150,000)**

Monroe County Board of County Commissioners

Fiscal Years 2025 thru 2029 Capital Improvement Program - CIP Appropriation Plan

Title: **Fire & Ambulance Fire Truck**
Project: **CP1901**
Category: **Fund 304 Public Safety**
Status: **Adopted**
Office: **Project Management**
LMS: **N/A**

Comprehensive Plan Information		Project Location	
CIE Project: N/A	**Plan Reference:**	**District:**	
LOS/Concurrency: N/A	**Project Need:** N/A	**Location:**	

Programmed Funding

Programmed Funding	Appropriated To Date	Budgeted FY 2025	*Non-Appropriated Programmed CIP Funding* FY 2026	FY 2027	FY 2028	FY 2029	Future Funding
2,723,364	**1,418,579**	**1,304,785**	**0**	**0**	**0**	**0**	**(539,785)**

Description and Scope

Replacement of Fire Rescue emergency vehicles.

Rationale

Project Map

Schedule of Activities

Project Activities	From - To	Amount
Vehicle Replacement	10/18 - 09/22	2,183,579
	Total Budgetary Cost Estimate:	**2,183,579**

Means of Financing

Funding Source	Amount
Fund 304 1 Cent Infrastructure Sales Tax	2,723,364
Total Programmed Funding:	**2,723,364**
Future Funding Requirements:	**(539,785)**

Monroe County Board of County Commissioners

Fiscal Years 2025 thru 2029 Capital Improvement Program - CIP Appropriation Plan

Title: **Trauma Star Helicopter Replacement**
Project: **CP2202**
Category: **Fund 304 Public Safety**
Status: **Proposed**
Office: **Project Management**
LMS:

Comprehensive Plan Information		Project Location	
CIE Project: N/A	**Plan Reference:**	**District:**	
LOS/Concurrency:	**Project Need:**	**Location:**	

Programmed Funding

Programmed Funding	Appropriated To Date	Budgeted FY 2025	*Non-Appropriated Programmed CIP Funding* FY 2026	FY 2027	FY 2028	FY 2029	Future Funding
38,193,200	**0**	**38,193,200**	**0**	**0**	**0**	**0**	**(38,193,200)**

Description and Scope

Replacement of (3) helicopters for the Trauma Star Air Ambulance program.

Rationale

Project Map

Schedule of Activities

Project Activities	From - To	Amount
	Total Budgetary Cost Estimate:	**0**

Means of Financing

Funding Source	Amount
Fund 304 Fund Balance Forward	38,193,200
Total Programmed Funding:	**38,193,200**
Future Funding Requirements:	**(38,193,200)**

Monroe County Board of County Commissioners

Fiscal Years 2025 thru 2029 Capital Improvement Program - CIP Appropriation Plan

Title: **Seaview Drive Bridge Replacement**
Project: **CR2201**
Category: **Fund 304 Transportation**
Status: **Proposed**
Office: **Engineering Services/Roads**
LMS:

Comprehensive Plan Information

CIE Project: N/A
Plan Reference:
LOS/Concurrency:
Project Need:

Project Location

District:
Location:

Programmed Funding

Programmed Funding	Appropriated To Date	Budgeted FY 2025	*Non-Appropriated Programmed CIP Funding* FY 2026	FY 2027	FY 2028	FY 2029	Future Funding
1,100,000	0	1,100,000	0	0	0	0	3,496,563

Description and Scope

Bridge needs to be replaced; cost includes temporary strengthening phase necessary due to weight restrictions.

Rationale

Funding Strategy

Partially Funded by 102.

Project Map

Schedule of Activities

Project Activities	From - To	Amount
Construction	10/20 - 09/24	4,596,563
	Total Budgetary Cost Estimate:	**4,596,563**

Means of Financing

Funding Source	Amount
Fund 304 Fund Balance Forward	1,100,000
Total Programmed Funding:	**1,100,000**
Future Funding Requirements:	**3,496,563**

Monroe County Board of County Commissioners

Fiscal Years 2025 thru 2029 Capital Improvement Program - CIP Appropriation Plan

Title: **Twin Lakes**
Project: **CR2202**
Category: **Fund 304 Transportation**
Status: **Proposed**
Office: **Engineering Services/Roads**
LMS:

Comprehensive Plan Information

CIE Project: N/A
Plan Reference:
LOS/Concurrency:
Project Need:

Project Location

District:
Location:

Programmed Funding

Programmed Funding	Appropriated To Date	Budgeted FY 2025	*Non-Appropriated Programmed CIP Funding* FY 2026	FY 2027	FY 2028	FY 2029	Future Funding
10,324,396	0	6,941,057	3,383,339	0	0	0	(10,324,396)

Description and Scope

Rationale

Project Map

Schedule of Activities

Project Activities	From - To	Amount

Total Budgetary Cost Estimate: **0**

Means of Financing

Funding Source	Amount
Fund 304 Fund Balance Forward	10,324,396

Total Programmed Funding: **10,324,396**
Future Funding Requirements: **(10,324,396)**

Land Acquisition

Project Categories	Appropriated To Date	FY 2025 Proposed	*Un-Appropriated Subsequent Years* FY 2026	FY 2027	FY 2028	FY 2029	5 Year Total	CIP Total
Fund 316 Land Acquisition	7,602,820	1,155,074	0	0	0	0	1,155,074	8,757,894
316-590990 Reserves	0	150,000	0	0	0	0	150,000	150,000
PE1602 Land Acquistion Match	7,602,820	1,005,074	0	0	0	0	1,005,074	8,607,894
Total Project Cost	15,205,640	1,155,074	0	0	0	0	1,155,074	16,360,714

Means of Financing	Appropriated To Date	FY 2025 Proposed	*Un-Appropriated Subsequent Years* FY 2026	FY 2027	FY 2028	FY 2029	5 Year Total	CIP Total
Fund 316 Fund Balance Forward	0	354,057	0	0	0	0	354,057	354,057
Fund 316 Interest Earnings	202,820	155,000	0	0	0	0	155,000	357,820
Fund 316 Less 5%	0	-250	0	0	0	0	-250	-250
Fund 316 Transfer in Fm Other Funds	7,400,000	646,267	0	0	0	0	646,267	8,046,267
Total Funding	7,602,820	1,155,074	0	0	0	0	1,155,074	8,757,894

Monroe County Board of County Commissioners

Fiscal Years 2025 thru 2029 Capital Improvement Program - CIP Appropriation Plan

Title: **Land Acquistion Match**
Project: **PE1602**
Category: **Fund 316 Land Acquisition**
Status: **Proposed**
Office: **Project Management**
LMS: **N/A**

Comprehensive Plan Information

CIE Project: N/A
Plan Reference:
LOS/Concurrency: N/A
Project Need: N/A

Project Location

District:
Location:

Programmed Funding

Programmed Funding	Appropriated To Date	Budgeted FY 2025	*Non-Appropriated Programmed CIP Funding* FY 2026	FY 2027	FY 2028	FY 2029	Future Funding
8,607,894	7,602,820	1,005,074	0	0	0	0	1,392,106

Description and Scope

Rationale

Project Map

Schedule of Activities

Project Activities	From - To	Amount
Land	10/19 - 09/23	10,000,000
	Total Budgetary Cost Estimate:	**10,000,000**

Means of Financing

Funding Source	Amount
Fund 316 Fund Balance Forward	354,057
Fund 316 Interest Earnings	207,820
Fund 316 Less 5%	(250)
Fund 316 Transfer in Fm Other Funds	8,046,267
Total Programmed Funding:	**8,607,894**
Future Funding Requirements:	**1,392,106**

FY25 Proposed Budget

Glossary & Acronyms

Glossary

ACCOUNT: An expenditure category such as salaries, supplies or contractual services.

ACCRUAL BASIS: The basis of accounting whereby revenues are recognized when earned and measurable regardless of when collected; and expenses are recorded on a matching basis when incurred. All proprietary, expendable trust and agency funds use the accrual basis of accounting.

ADOPTED BUDGET: The budget approved by the Board of County Commissioners after two public hearings prior to the beginning of each fiscal year.

AD VALOREM TAXES: Property taxes based on the assessed value of real property.

AGENCY FUNDS: Agency funds are used to account for the assets held as an agent for individuals, private organizations, other governments, and/or other funds or accounts. Agency funds are purely custodial in nature.

AGGREGATE MILLAGE RATE: An average of all County taxes including dependent districts and municipal service taxing districts. The exception to this average are those amounts which were approved by a voter referendum for debt service expenses.

ARTICLE V: Article V of the Florida Constitution. Revision 7 of this article shifts the responsibility for many court-related items from the County to the State.

APPROPRIATION UNIT: A category of authorized expenditures including personnel services, operating expenses, capital outlay, transfers and reserves.

APPROPRIATION: An authorization made by the legislative body of a government which permits officials to incur obligations against and to make expenditures of governmental resources. Appropriations are usually made for fixed amounts and are typically granted for a one-year period.

ASSESSED VALUATION: A valuation set upon real estate and certain personal property by the Property Appraiser as a basis for levying property taxes. State law requires that assessed value be equal to the true market value of each property.

BALANCED BUDGET: A budget with total expenditures not exceeding total revenues and monies available in fund balance or fund equity within an individual fund.

BASIS OF ACCOUNTING: The methodology and timing of when revenues and expenditures or expenses are recognized in the accounts and reported in the financial statements.

BOARD OF COUNTY COMMISSIONERS (BOCC): Five (5) County officials elected by districts whose responsibility includes establishing County policy, adopting a County-wide budget and establishing a County millage rate.

BUDGET: A comprehensive financial plan of operation which attempts to rationalize the allocation of limited revenues among competing expenditure requirements for a given time period. Most local governments have two types of budgets - the "operating" budget and the "capital improvement" budget.

CAPITAL ASSET: Assets of significant value and having a useful life of several years. Capital assets are also called fixed assets.

CAPITAL BUDGET: A plan of proposed capital expenditures and the means of financing them, based on the first year of the *Capital Projects Plan* and legally adopted as a part of the complete annual budget which includes both operating and capital outlays.

CAPITAL OUTLAY: Expenditures for equipment, vehicles or machinery that results in the acquisition or addition to fixed assets with a value greater than $1,000.

Glossary

CAPITAL PROJECTS: Projects that purchase, construct, or renovate capital assets. Typically, a capital project encompasses a purchase of land and/or the construction of a building, road or facility.

CAPITAL PROJECT PLAN: A multiyear plan that identifies each proposed capital project to be undertaken, when it will be started, and the proposed method of financing the expenditures. This information is presented in summary form, by year, and disaggregated by funding source.

CARRY FORWARD: Another name for Fund Balance since it represents the dollars left at the end of one year to be carried forward as revenue in the next year.

CONSTITUTIONAL OFFICERS: The Property Appraiser, Tax Collector, Supervisor of Elections, Sheriff and Clerk of Court are all independently elected County officials as per State constitution.

CONTRACT AGENCIES: Independent organizations which have a contract with the County to provide services to County residents in return for receiving some funding from the County.

CONTRIBUTIONS: A grant provided by the County to another government or non-profit agency which provides services to County residents.

CONTINGENCY RESERVE: A budgetary reserve set aside for emergencies or unforeseen expenditures not otherwise budgeted for.

COST ALLOCATION: The process of assigning indirect costs to cost objects.

DEBT SERVICE: Payment of interest and repayment of principal to holders of a government's debt instruments (bonds and loans).

DEPARTMENT: An organizational unit of the County which is functionally unique in its delivery of services. Department heads are hired by the County Administrator and confirmed by the BOCC.

DIVISION: An organizational unit composed of several departments responsible for carrying out a major governmental function such as Public Safety or Public Works.

ENTERPRISE FUND: A fund established to account for operations financed in a manner similar to a private business enterprise where the costs of providing goods and services to the public are financed or recovered through user charges. A good example of this type of fund is the Key West Airport Fund where the cost of operations is supported by the revenues generated.

EXPANDED FUNDING LEVEL: Funding for new services, enhancements to existing services and programs which were not already approved in the prior year budget to represent the cost of growth.

EXPENDITURE: The payment of cash on the transfer of property or services for the purpose of acquiring an asset, service or settling a loss.

FISCAL YEAR: Any consecutive 12-month period designated as a budget year. The County's budget year begins October 1 and ends September 30 of the following calendar year.

FORECAST: An estimate of revenue and expenses for the current fiscal year to be used to determine the expected balances at the end of the year.

FULL TIME EQUIVALENT: A term to describe manpower requirements in terms of full-time or eight hour days. For example, an employee who works 40 hours per week is a 1.0 FTE employee and an employee who works 20 hours per week at a job would be a .5 FTE.

Glossary

FUND BALANCE: It is the resources remaining from prior years and which are available to be budgeted in the current year.

FUND: An independent fiscal and accounting entity with a self-balancing set of accounts within which revenues must equal expenditures, segregated for the purpose of carrying on specific activities of attaining certain objectives.

GENERAL FUND: A fund containing the revenues such as property taxes not designed by law for any one specific purpose. Some of the functions that are a part of the General Fund include the Tax Collector, Property Appraiser, Court Operations and Public Safety.

GENERAL OBLIGATION BONDS: When a government pledges its full faith and credit to the repayment of a bond. The term is usually used to refer to bonds which will be repaid from taxes and other general revenue sources.

GRANT: A contribution of assets (usually cash) by a governmental unit or other organization to another. Typically, these contributions are made to local governments from the state and federal governments. They are usually designated for specific purposes.

HOMESTEAD EXEMPTION: A $25,000.00 deduction from the total assessed value of owner occupied property. The taxable value of such a home is $25,000.00 less than the assessed value.

HUMAN SERVICE ORGANIZATION: Agencies, either County sponsored or non-profit in nature, for which the County provides partial funding.

IMPACT FEES: Monetary payments made by builders or developers to jurisdictions in order to defray the public costs of providing infrastructure services to the development.

INDIRECT SERVICE CHARGE: A revenue to the General Fund paid by other County funds for administrative services provided, such as risk management and data processing.

INFRASTRUCTURE: The basic physical and organizational structures and facilities (e.g., buildings, roads, and power supplies) needed for the operation of a society or enterprise.

INTERFUND TRANSFER: Amount transferred from one fund to another whereby a budget transfer represents an appropriation in one fund and a revenue in the other.

INTERNAL SERVICE FUND: A fund used to account for the financing of goods or services provided by one department to other departments on a reimbursement basis. Monroe County currently operates four (4) internal service funds: Worker's Compensation, Group Insurance, Risk Management and Fleet Management.

LEVY: To impose taxes, special assessments or service charges for the support of County activities.

MANDATE: Any responsibility, action or procedure that is imposed by one sphere of government on another through constitutional, legislative, administrative, executive or judicial action as a direct order or that is required as a condition of aid.

MILL: The property tax rate which is based on the valuation of property. A tax rate of one mill produces one dollar of taxes for each $1,000 of taxable property value.

MODIFIED ACCRUAL BASIS: The basis of accounting under which expenditures, whether paid or unpaid, are formally recognized when incurred, but revenues are recognized only when they become both measurable and available to finance expenditures of the current accounting period and expenditures are recognized when the fund liability is incurred. All governmental, expendable trust and agency funds use the modified accrual basis of accounting.

Glossary

MUNICIPAL SERVICE TAXING DISTRICT: A district established to provide a specific service to a specific location within the unincorporated area.

MUNICIPAL SERVICE TAXING UNIT: A district established to provide a specific service to a specific location within the unincorporated area.

OBJECTS OF EXPENDITURE: As used in expenditure classification, this term applies to the character of the article purchased or the service obtained (rather than the purpose for which the article or service was purchased or obtained).

OFFICE OF MANAGEMENT & BUDGET: The County's department responsible for preparing and monitoring the budget document.

OPERATING BUDGET: A plan of financial operation which encompasses an estimate of proposed expenditures for the calendar year and the proposed means of financing them (revenues).

OPERATING TRANSFER: Transfer of cash or other assets from one County fund to another County fund.

PERMANENT POSITIONS: Total number of authorized employees including full-time and part-time positions who work on an annual basis.

PERSONAL SERVICES: Costs related to compensating County employees including salaries, wages, overtime pay, holiday pay and employee benefits costs such as social security, retirement, health insurance, life insurance and workers compensation.

PRODUCTIVITY: Maximizing the use of resources (personnel and dollars) to achieve an effective result at the least possible cost.

PROPERTY TAX: A tax levied on the assessed value of real property. Also referred to as Ad Valorem Taxes.

PROPRIETARY FUNDS: Funds operated like a business and charging user fees. Enterprise and Internal Service Funds fall within this classification.

REFERENDUM: Presenting an issue to the voters of the County where a majority of voters decide on the issue.

RESERVE: An account used to indicate that a portion of fund equity is legally restricted for a specific purpose.

RESOURCES: Total dollars available for appropriations including estimated revenues, fund transfers and beginning fund balances.

REVENUE BONDS: When a government issues bonds which do not pledge the full faith and credit of the jurisdiction, it issues limited liability revenue bonds. Typically, pledges are made to dedicate one specific revenue source to repay these bonds. Revenue bonds do not require voter approval under state law.

REVENUE ESTIMATES: A formal estimate of how much revenue will be earned from a specific revenue source from some future period.

REVENUE: Financial resources received from taxes, user charges and other levels of government such as state revenue sharing.

ROLLED BACK RATE: The rate that would generate the same amount of property tax revenues as approved for the prior year. (Less allowances for new construction, additions, deletions annexations, and improvements increasing value by at least 100% and tangible personal property value in excess of 115% of the previous year's value.)

Glossary

SPECIAL REVENUE FUNDS: To account for specific sources of revenue such as gas taxes or building permit fees that are legally restricted for expenditures of specific purposes.

TAX LEVY: The total amount to be raised by general property taxes.

TAX RATE: The amount of taxes (mills) levied for each $1,000 of assessed valuation.

TAX ROLL: The certification of assessed/taxable values prepared by the Property Appraiser and presented to the taxing authority by July 1 of each year.

TENTATIVE BUDGET: The preliminary budget approved by the Board of County Commissioners for the purpose of establishing a millage rate to be mailed to property owners prior to final adoption of a millage rate and budget.

TRANSFER: A budget revenue or appropriation to reflect the transfer of dollars from one County fund to another County fund. Revenue transfers reflect transfers from other funds while appropriation transfers reflect transfers to other funds.

TRUST FUNDS: A trust fund is an account for cash set aside in a trustee capacity such as donations for certain programs.

UNIT COST: The cost required to produce a specific product or unit of service such as the cost to process one ton of waste.

USER CHARGES: The payment of a fee for direct receipt of a public service by the person benefiting from the service such as utility charges and emergency medical fees. Also known as user fees.

Acronyms

ALS: Advanced Life Support

BOCC: Board of County Commissioners

CAFR: Comprehensive Annual Financial Report

CEMP: Comprehensive Emergency Management Plan

CIP: Capital Improvement Plan

COPCN: Certificate of Public Convenience and Necessity

CSB: Card Sound Bridge

ELMS: Environmental Lands Management

EMS: Emergency Medical Services

EMT: Emergency Medical Technician

FAA: Federal Aviation Administration

FACE: Florida Association of Code Enforcement

FDEP: Florida Department of Environmental Protection.

FDLE: Florida Department of Law Enforcement

FDOR: Department of Revenue

FDOT: Florida Department of Transportation

FKAA: Florida Keys Aqueduct Authority

FP&L: Florida Power & Light

FRS: Florida Retirement System

FS: Florida Statute

FTE: Full-time equivalents

FY: Fiscal Year

GA: General Aviation

GASB: Government Accounting Standards Board

GFOA: Government Finance Officers Association

GIS: Geographic Information System

HVAC: Heating, Ventilation and Air Conditioning

LCP: Livable CommuniKeys Program

LDR: Land Development Regulations

LK: Lower Keys

MARC: Monroe Association for Retarded Citizens

MCDC: Monroe County Detention Center

MCEF: Monroe County Education Foundation

MCSO: Monroe County Sheriff's Office

MK: Middle Keys

MSTD: Municipal Service Taxing District

MSTU: Municipal Service Taxing Unit

NFPA: National Fire Protection Association

O & M: Operation & Management

OMB: Office of Management & Budget

OSHA: Occupational Safety & Health Administration

PAX: Passengers (acronym used by the airport)

PFC: Passenger Facility Charge

R & B: Roads & Bridges

R & R: Renew & Replace

REP: Radiological Emergency Preparedness

RFP: Request for Proposal

RFQ: Request for Qualifications

ROGO: Rate of Growth Ordinance

SBA: State Board of Administration

TDC: Tourist Development Council

TRIM: Truth in Millage

UK: Upper Keys

VA: Veterans Affairs

VAB: Value Adjustment Board

FISCAL YEAR

2025

PROPOSED ANNUAL CONSTITUTIONAL OFFICERS BUDGET

HEALTH DEPARTMENT

LAND AUTHORITY

MONROE COUNTY, FLORIDA

BOARD OF COUNTY COMMISSIONERS

MONROE COUNTY
PROPERTY APPRAISER

SAM C. STEELE, CFC
Monroe County Tax Collector

Public Defender
SIXTEENTH JUDICIAL CIRCUIT OF FLORIDA
IN AND FOR MONROE COUNTY

Dennis W. Ward
State Attorney

Florida HEALTH
Monroe County

Total Elected Officials					
Elected Officials	**FY2023 Adopted Budget**	**FY2024 Adopted Budget**	**FY2025 Proposed Budget**	**Difference (FY24 to FY25)**	**Percent Change (FY24 to FY25)**
Clerk of Court	7,335,600	9,059,815	10,046,015	986,200	10.9%
Sheriff's Office	76,905,653	84,037,381	88,058,851	4,021,470	4.8%
Tax Collector	7,952,259	8,575,291	10,619,223	2,043,932	23.8%
Property Appraiser	5,843,693	6,365,708	6,688,369	322,661	5.1%
Supervisor of Elections	2,981,651	3,177,039	2,947,589	(229,450)	-7.2%
State Attorney	726,346	978,867	1,020,117	41,250	4.2%
Public Defender	737,048	839,821	656,051	(183,770)	-21.9%
Judicial Court Administration	3,315,563	3,479,451	2,958,547	(520,904)	-15.0%
Sub-Total	**105,797,813**	**116,513,373**	**122,994,762**	**6,481,389**	**5.6%**

Ad Valorem/Property Taxes Change					
Elected Officials	**FY2023 Adopted Budget**	**FY2024 Adopted Budget**	**FY2025 Proposed Budget**	**Difference (FY24 to FY25)**	**Percent Change (FY24 to FY25)**
Clerk of Court	7,235,600	8,959,815	10,046,015	1,086,200	12.1%
Sheriff's Office	72,714,349	80,068,479	83,043,885	2,975,406	3.7%
Tax Collector	7,944,811	8,573,143	10,617,075	2,043,932	23.8%
Property Appraiser	5,843,693	6,365,708	6,688,369	322,661	5.1%
Supervisor of Elections	2,981,651	3,177,039	2,947,589	(229,450)	-7.2%
State Attorney	416,346	828,867	830,117	1,250	0.2%
Public Defender	592,048	693,821	510,051	(183,770)	-26.5%
Judicial Court Administration	2,338,553	2,486,188	2,450,496	(35,692)	-1.4%
Sub-Total	**100,067,051**	**111,153,060**	**117,133,597**	**5,980,537**	5.4%

Special/Restricted Revenue Change					
Elected Officials	**FY2023 Adopted Budget**	**FY2024 Adopted Budget**	**FY2025 Proposed Budget**	**Difference (FY24 to FY25)**	**Percent Change (FY24 to FY25)**
Clerk of Court	100,000	100,000		(100,000)	-100.0%
Sheriff's Office	4,191,304	3,968,902	5,014,966	1,046,064	26.4%
Tax Collector	7,448	2,148	2,148	-	0.0%
Property Appraiser		-		-	
Supervisor of Elections		-		-	
State Attorney	310,000	150,000	190,000	40,000	
Public Defender	145,000	146,000	146,000	-	0.0%
Judicial Court Administration	977,010	993,263	508,051	(485,212)	-48.9%
Sub-Total	**5,730,762**	**5,360,313**	**5,861,165**	**500,852**	**9.3%**

FTE Change					
Elected Officials	**FY2023 Adopted Budget**	**FY2024 Proposed Budget**	**FY2025 Proposed Budget**	**Difference (FY24 to FY25)**	**Percent Change (FY24 to FY25)**
Clerk of Court	101.00	101.00	101.00	0.00	0.0%
Sheriff's Office	492.50	492.50	492.50	0.00	0.0%
Tax Collector	57.00	61.00	61.00	0.00	0.0%
Property Appraiser	45.00	42.00	41.00	(1.00)	-2.4%
Supervisor of Elections	12.00	12.00	12.00	0.00	0.0%
State Attorney	0.00	0.00	0.00	0.00	0.0%
Public Defender	2.00	2.00	2.00	0.00	0.0%
Judicial Court Administration	31.00	29.00	28.00	(1.00)	-3.4%
Sub-Total	**740.50**	**739.50**	**737.50**	**(2.00)**	**-0.3%**

Elected Officials

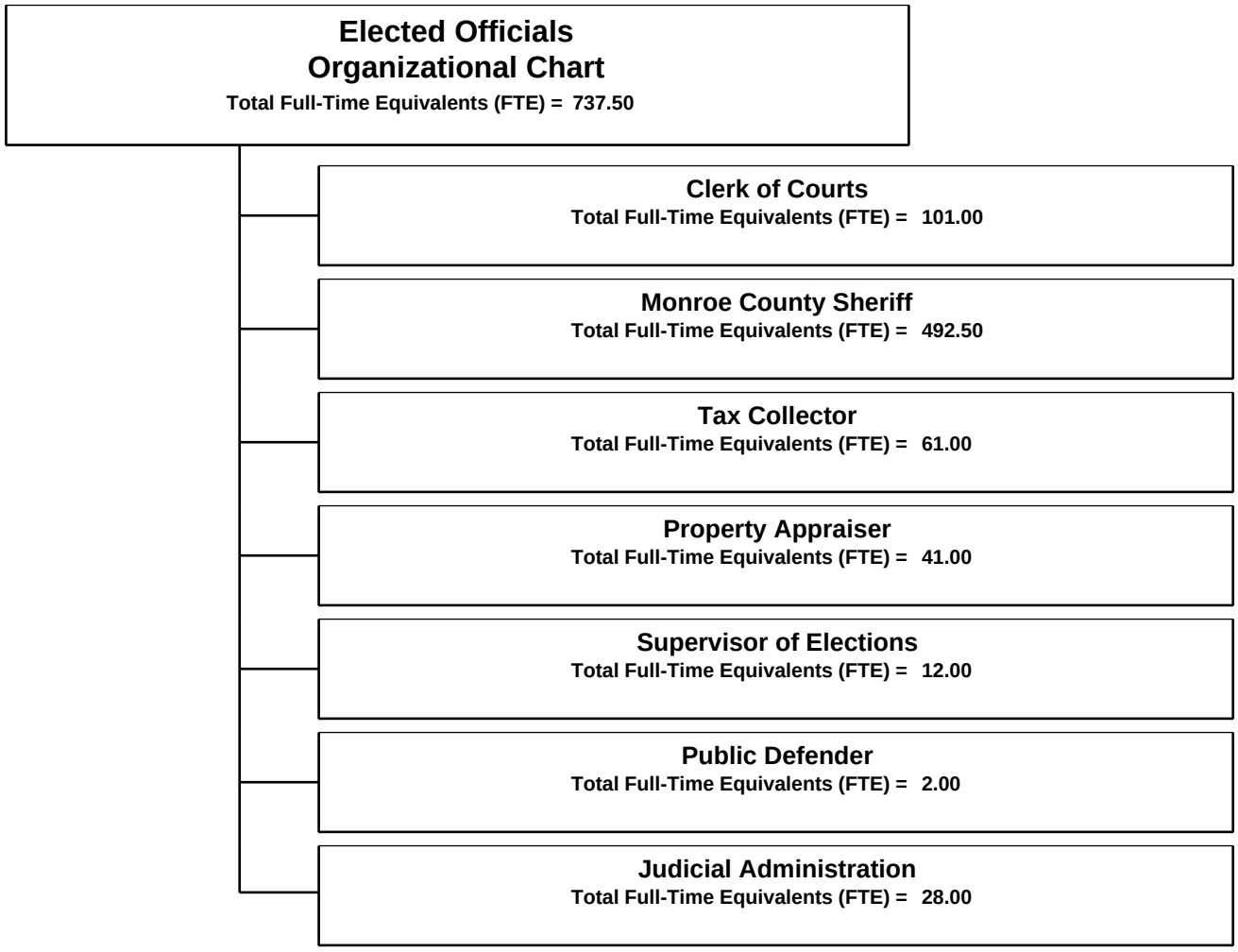

Elected Officials

Budgetary Cost Summary	FY 2022 Actual	FY 2023 Actual	FY 2024 Adopted	FY 2024 Amended	FY 2025 Proposed	FY 2025 Change
Personnel Expenditures	9,966,642	10,600,657	12,241,602	12,241,602	12,121,255	(1.0)%
Operating Expenditures	75,267,364	84,673,544	95,090,456	95,090,456	100,535,992	5.7%
Capital Outlay Expenditures	134,538	147,379	221,500	221,500	291,500	31.6%
Interfund Transfers	6,412,700	7,235,600	8,959,815	8,959,815	10,046,015	12.1%
Total Budget	**91,781,245**	**102,657,181**	**116,513,373**	**116,513,373**	**122,994,762**	**5.6%**

Appropriations by Department	FY 2022 Actual	FY 2023 Actual	FY 2024 Adopted	FY 2024 Amended	FY 2025 Proposed	FY 2025 Change
Clerk of Courts	6,412,700	7,235,600	8,959,815	8,959,815	10,046,015	12%
Communications	758,691	749,536	712,898	712,898	740,300	4%
Court Services Network System	-	572,984	100,000	100,000	-	(100)%
Court Technology Fund	155,621	109,291	119,755	119,755	132,066	10%
Judicial Administration	2,532,202	2,368,602	3,359,696	3,359,696	2,826,481	(16)%
Law Enforcement Trust	279,937	189,588	3,181,004	3,181,004	4,199,666	32%
LEEA	75,000	75,000	75,000	75,000	75,000	-%
Monroe County Sheriff	66,209,873	73,586,989	80,068,479	80,068,479	83,043,885	4%
Property Appraiser	5,113,204	5,865,699	6,365,708	6,365,708	6,688,369	5%
Public Defender	530,334	612,369	839,821	839,821	656,051	(22)%
State Attorney	436,600	409,699	978,867	978,867	1,020,117	4%
Supervisor of Elections	2,221,487	2,841,648	3,177,039	3,177,039	2,947,589	(7)%
Tax Collector	7,055,597	8,040,176	8,575,291	8,575,291	10,619,223	24%
Total Budget	**91,781,245**	**102,657,181**	**116,513,373**	**116,513,373**	**122,994,762**	**6%**

Elected Officials

Revenue Sources	FY 2022 Actual	FY 2023 Actual	FY 2024 Adopted	FY 2024 Amended	FY 2025 Proposed	FY 2025 Change
General Fund	22,272,337	25,666,201	29,743,139	29,743,139	32,660,474	9.8%
Fine & Forfeiture Fund	56,868,819	63,153,992	68,616,311	68,616,311	71,048,592	3.5%
Middle Keys Health Care MSTU	101,363	118,055	137,239	137,239	151,317	10.3%
Fire & Ambulance, District #1 - Lower and Middle Keys	645,823	682,334	750,284	750,284	805,128	7.3%
Unincorporated Svc District - Parks & Recreation	74,287	81,308	106,437	106,437	106,385	-%
Unincorporated Svc District - Planning, Building, and Zoning	44,846	49,592	53,731	53,731	60,634	12.8%
Municipal Policing	9,605,374	10,722,879	11,770,919	11,770,919	12,286,067	4.4%
911 Enhancement Fee	567,139	557,028	572,898	572,898	600,300	4.8%
Duck Key Security District	1,000	973	1,100	1,100	1,100	-%
Miscellaneous Special Revenue Fund	673,482	561,049	632,655	632,655	724,966	14.6%
Law Enforcement Trust (600)	279,937	189,588	3,181,004	3,181,004	4,199,666	32.0%
Court Facilities Fees Trust (602)	644,838	301,198	846,608	846,608	349,085	(58.8)%
Stock Island Wastewater MSTU	2,000	-	-	-	-	-%
Canal Special Assessments	-	-	1,048	1,048	1,048	-%
One Cent Infrastructure Surtax	-	572,984	-	-	-	-%
Clerks Rev Note, Capital	-	-	100,000	100,000	-	(100.0)%
Total Revenue	**91,781,245**	**102,657,181**	**116,513,373**	**116,513,373**	**122,994,762**	**5.6%**

Position Summary by Department	FY 2022 Actual	FY 2023 Actual	FY 2024 Adopted	FY 2025 Proposed	FY 2025 Variance
Clerk of Courts	96.00	101.00	101.00	101.00	-
Monroe County Sheriff	491.50	492.50	492.50	492.50	-
Tax Collector	61.00	61.00	61.00	61.00	-
Property Appraiser	45.00	45.00	42.00	41.00	(1.00)
Supervisor of Elections	12.00	12.00	12.00	12.00	-
Public Defender	2.00	2.00	2.00	2.00	-
Judicial Administration	29.00	29.00	29.00	28.00	(1.00)
Total FULL-TIME FTE	736.50	742.50	739.50	737.50	(2.00)
Total FTE	**736.50**	**742.50**	**739.50**	**737.50**	**(2.00)**

Elected Officials

Clerk of Courts

Description and Services Provided

The functions of the Monroe County Clerk of Circuit Court and Comptroller (the Clerk's Office) are governed by the Florida Constitution, by acts of the Florida Legislature, and by order of the Court. Specifically, the functions of the Clerk of the Circuit Court and Comptroller shall be Clerk of the Circuit Court, Clerk of the County Court, County Comptroller/Treasurer, County Auditor, County Recorder, and Secretary/Ex-officio Clerk to the Board of County Commissioners (BOCC).

The Clerk's Office has a bifurcated funding structure for its court-related activity. Florida Statutes identify which court-related costs are the responsibility of the County versus which court-related costs must be funded by the State through court fines, fees, and service charges. The budgets of the Clerk of the Circuit Court and County Court for court-related functions are contained in the Clerk's Court-Related Fund and the Clerk's Modernization Trust Fund.

The BOCC annually appropriates tax dollars to fund the Clerk's activity that supports the BOCC. The budget for the Clerk's BOCC activity is accounted for in the Clerk's General Fund.

Major Variances

The Clerk of Circuit Court and Comptroller's FY 2025 budget request includes the following:

A 5% wage adjustment for both court and non-court Clerk employees. This adjustment was influenced by the County's stated intention of providing similar pay adjustments to their employees for FY 2025.

In addition to the pay adjustment, funding is being requested for increases related to fringe benefits namely employer contribution increases for retirement.

The budget includes the costs associated for a new long-term storage arrangement. Clerk's records have been stored at the County's Jefferson B. Browne building for decades. However, this building is slated for demolition in FY 2025.

Finally, a request for budget adjustments for funding upgrades to the Office's Information Technology infrastructure and network including needed cybersecurity improvements.

Budgetary Cost Summary	FY 2022 Actual	FY 2023 Actual	FY 2024 Adopted	FY 2024 Amended	FY 2025 Proposed	FY 2025 Change
Interfund Transfers	6,412,700	7,235,600	8,959,815	8,959,815	10,046,015	12.1%
Total Budget	**6,412,700**	**7,235,600**	**8,959,815**	**8,959,815**	**10,046,015**	**12.1%**

Revenue Sources	FY 2022 Actual	FY 2023 Actual	FY 2024 Adopted	FY 2024 Amended	FY 2025 Proposed	FY 2025 Change
General Fund	6,412,700	7,235,600	8,959,815	8,959,815	10,046,015	12.1%
Total Revenue	**6,412,700**	**7,235,600**	**8,959,815**	**8,959,815**	**10,046,015**	**12.1%**

Position Summary	FY 2022 Actual	FY 2023 Actual	FY 2024 Adopted	FY 2025 Proposed	FY 2025 Variance
Authorized Positions	96.00	101.00	101.00	101.00	-
Total FULL-TIME FTE	96.00	101.00	101.00	101.00	-
Total FTE	**96.00**	**101.00**	**101.00**	**101.00**	**-**

Elected Officials

Court Services Network System

Description and Services Provided

For the use to upgrade the Clerk's computer network and software.

Budgetary Cost Summary	FY 2022 Actual	FY 2023 Actual	FY 2024 Adopted	FY 2024 Amended	FY 2025 Proposed	FY 2025 Change
Personnel Expenditures	-	483	-	-	-	-%
Operating Expenditures	-	572,501	100,000	100,000	-	(100.0)%
Total Budget	**-**	**572,984**	**100,000**	**100,000**	**-**	**(100.0)%**

Revenue Sources	FY 2022 Actual	FY 2023 Actual	FY 2024 Adopted	FY 2024 Amended	FY 2025 Proposed	FY 2025 Change
One Cent Infrastructure Surtax	-	572,984	-	-	-	-%
Clerks Rev Note, Capital	-	-	100,000	100,000	-	(100.0)%
Total Revenue	**-**	**572,984**	**100,000**	**100,000**	**-**	**(100.0)%**

Elected Officials

Communications

Mission Statement

The Monroe County Emergency Communication's Department provides maintenance, planning, engineering, procurement, protocol and installation of all communicaton systems for the Department under the Board of County Commissioners and the Sheriff's Department. The Department strives to provide consistent dependable wireless communications for the daily routine communications needed to provide services to Monroe County.The Department maintains high standards with redundant facilities to assure the necessary emergency communications required by emergency services in protecting the life and property of Monroe County citizens and visitors.

Description and Services Provided

- Provide 24/7 emergency radio system maintenance and repair for all County systems to and including the Sheriff's Department.
- Provide radio system design, construction, and support.
- Maintain County infrastructure of towers and radio facilities.
- Provide Countywide 911 coordination, budgeting, maintenance, planning and enhancement programs.
- Provide law enforcement calibration, maintenance and support of radar equipment.
- Provide maintenance and support the Public Safety Dispatch centers.

Major Variances

The budgets for 911 Enhancement are based on actual/historical amounts and can be amended with additional actual receipts. The revenue for this fund is based on a fee levied on each telephone access line in Monroe County for the enhancement of the 911 emergency telephone systems. F.S. 365 defines the distribution and restriction of funds.

Inter-Agency Communications Fund is restricted by F.S. 318.21(9).

Budgetary Cost Summary	FY 2022 Actual	FY 2023 Actual	FY 2024 Adopted	FY 2024 Amended	FY 2025 Proposed	FY 2025 Change
Operating Expenditures	758,691	749,536	712,898	712,898	740,300	3.8%
Total Budget	**758,691**	**749,536**	**712,898**	**712,898**	**740,300**	**3.8%**

Revenue Sources	FY 2022 Actual	FY 2023 Actual	FY 2024 Adopted	FY 2024 Amended	FY 2025 Proposed	FY 2025 Change
911 Enhancement Fee	567,139	557,028	572,898	572,898	600,300	4.8%
Miscellaneous Special Revenue Fund	191,551	192,508	140,000	140,000	140,000	-%
Total Revenue	**758,691**	**749,536**	**712,898**	**712,898**	**740,300**	**3.8%**

Elected Officials

Monroe County Sheriff

Mission Statement

Partnering with our community to provide exceptional service and safety in the Florida Keys.

Description and Services Provided

Law Enforcement and Operations
- Road Patrol and traffic Enforcement
- K-9 Unit
- Special Weapons and Tactics Team (S.W.A.T.)
- Dive Team
- Special Investigations (Narcotics and Homicide investigations along with Crimes Against Women and Children)

Community Relations
- Crime Watch
- Crime Prevention
- Public Information/Media Relations and Web Site Management
- School Resource Officers
- Juvenile Programs (Teen Court, IDDS, and Explorer/Cadets)

Corrections
Legal Division
Professional Standards
Internal Affairs
Administration
- Website: www.keysso.net

Major Variances

The requested Public Safety Budget for fiscal year 2024-2025 is *$70,997,191. This request represents an increase of 5.14% over the previous year. *(This amount does not include the cost of health care or workers' compensation which is budgeted directly by the BOCC).

This budget includes the following:

• Salary increases which average 7% for all union personnel per the collective bargaining agreement.
• Salary increases of 5% for all non-bargaining unit personnel.
• An increase of $711,117 in retirement contributions to the state. This increase is primarily due to the state increasing the contribution rates for participating employers.

Also, included in this document are separate budgets for the Sheriff's Office portion of the Trauma Star program and the Emergency Communications Department. The budget for the Trauma Star program for fiscal year 2024-2025 is $6,969,152. This request represents an increase of $516,005 over last year. The budget request for the Trauma Star program contains the following:

• A 5% salary increase for all Trauma Star pilots and mechanics.
• An increase in operating expenses of $320,000, which is primarily due to an increase in the insurance costs for the new aircraft.

The budget request for the Emergency Communications Department for fiscal year 2024-2025 is $1,277,139. This request represents an increase of $389,911 over the previous year. This budget contains the following:

• A 5% salary increase for all Emergency Communications employees.
• An increase in operating expenses of $375,000.

Budgetary Cost Summary	FY 2022 Actual	FY 2023 Actual	FY 2024 Adopted	FY 2024 Amended	FY 2025 Proposed	FY 2025 Change
Personnel Expenditures	6,572,548	7,174,988	8,067,717	8,067,717	7,937,542	(1.6)%
Operating Expenditures	59,637,325	66,412,001	72,000,762	72,000,762	75,106,343	4.3%
Total Budget	**66,209,873**	**73,586,989**	**80,068,479**	**80,068,479**	**83,043,885**	**3.7%**

Elected Officials

Revenue Sources	FY 2022 Actual	FY 2023 Actual	FY 2024 Adopted	FY 2024 Amended	FY 2025 Proposed	FY 2025 Change
Fine & Forfeiture Fund	56,793,819	63,078,992	68,541,311	68,541,311	70,973,592	3.5%
Municipal Policing	9,384,153	10,465,168	11,477,168	11,477,168	11,980,293	4.4%
Miscellaneous Special Revenue Fund	31,901	42,829	50,000	50,000	90,000	80.0%
Total Revenue	**66,209,873**	**73,586,989**	**80,068,479**	**80,068,479**	**83,043,885**	**3.7%**

Position Summary	FY 2022 Actual	FY 2023 Actual	FY 2024 Adopted	FY 2025 Proposed	FY 2025 Variance
Authorized Positions	491.50	492.50	492.50	492.50	-
Total FULL-TIME FTE	491.50	492.50	492.50	492.50	-
Total FTE	**491.50**	**492.50**	**492.50**	**492.50**	**-**

Elected Officials

LEEA

Mission Statement

Law Enforcement Education Assistance (LEEA) is administered under the Sheriff's Department.

Budgetary Cost Summary	FY 2022 Actual	FY 2023 Actual	FY 2024 Adopted	FY 2024 Amended	FY 2025 Proposed	FY 2025 Change
Operating Expenditures	75,000	75,000	75,000	75,000	75,000	-%
Total Budget	**75,000**	**75,000**	**75,000**	**75,000**	**75,000**	**-%**

Revenue Sources	FY 2022 Actual	FY 2023 Actual	FY 2024 Adopted	FY 2024 Amended	FY 2025 Proposed	FY 2025 Change
Fine & Forfeiture Fund	75,000	75,000	75,000	75,000	75,000	-%
Total Revenue	**75,000**	**75,000**	**75,000**	**75,000**	**75,000**	**-%**

Elected Officials

Law Enforcement Trust

Mission Statement

This fund accounts for expenditures to non-profit organizations to help deter drug use and juvenile delinquency and is restricted by F.S. 932.705, Law Enforcement trust funds.

Budgetary Cost Summary	FY 2022 Actual	FY 2023 Actual	FY 2024 Adopted	FY 2024 Amended	FY 2025 Proposed	FY 2025 Change
Operating Expenditures	279,937	189,588	3,181,004	3,181,004	4,199,666	32.0%
Total Budget	**279,937**	**189,588**	**3,181,004**	**3,181,004**	**4,199,666**	**32.0%**

Revenue Sources	FY 2022 Actual	FY 2023 Actual	FY 2024 Adopted	FY 2024 Amended	FY 2025 Proposed	FY 2025 Change
Law Enforcement Trust (600)	279,937	189,588	3,181,004	3,181,004	4,199,666	32.0%
Total Revenue	**279,937**	**189,588**	**3,181,004**	**3,181,004**	**4,199,666**	**32.0%**

Elected Officials

Tax Collector

Mission Statement

We are committed to providing the citizens of Monroe County and the local and state agencies for which we collect taxes with courteous, professional, accurate and efficient service, while providing an environment conducive to the professional and personal growth of the Tax Collector's employees.

Description and Services Provided

Collection of ad valorem taxes, non-ad valorem taxes, motor vehicle and vessel registration and title applications, collection of sales tax, issuance of hunting and fishing licenses, driver licenses, local business tax, and collection of tourist development taxes.

Website: www.monroetaxcollector.com

Budgetary Cost Summary	FY 2022 Actual	FY 2023 Actual	FY 2024 Adopted	FY 2024 Amended	FY 2025 Proposed	FY 2025 Change
Personnel Expenditures	699,548	730,338	827,188	827,188	885,352	7.0%
Operating Expenditures	6,356,049	7,309,838	7,748,103	7,748,103	9,733,871	25.6%
Total Budget	**7,055,597**	**8,040,176**	**8,575,291**	**8,575,291**	**10,619,223**	**23.8%**

Revenue Sources	FY 2022 Actual	FY 2023 Actual	FY 2024 Adopted	FY 2024 Amended	FY 2025 Proposed	FY 2025 Change
General Fund	6,375,001	7,300,353	7,719,420	7,719,420	9,675,020	25.3%
Middle Keys Health Care MSTU	63,119	73,186	88,626	88,626	100,172	13.0%
Fire & Ambulance, District #1 - Lower and Middle Keys	402,240	424,272	470,685	470,685	536,838	14.1%
Unincorporated Svc District - Parks & Recreation	74,287	81,308	106,437	106,437	106,385	-%
Municipal Policing	137,950	160,084	187,975	187,975	198,660	5.7%
Duck Key Security District	1,000	973	1,100	1,100	1,100	-%
Stock Island Wastewater MSTU	2,000	-	-	-	-	-%
Canal Special Assessments	-	-	1,048	1,048	1,048	-%
Total Revenue	**7,055,597**	**8,040,176**	**8,575,291**	**8,575,291**	**10,619,223**	**23.8%**

Position Summary	FY 2022 Actual	FY 2023 Actual	FY 2024 Adopted	FY 2025 Proposed	FY 2025 Variance
Authorized Positions	61.00	61.00	61.00	61.00	-
Total FULL-TIME FTE	61.00	61.00	61.00	61.00	-
Total FTE	**61.00**	**61.00**	**61.00**	**61.00**	**-**

Elected Officials

Property Appraiser

Description and Services Provided

The Monroe County Property Appraiser is responsible for identifying, locating, and fairly valuing all property, both real and personal, within the county for tax purposes. The market value of real property is based on the current real estate market. Finding the "market" value of your property means discovering the price most people would pay for your property. Determining a fair and equitable value is the only role of this office in the taxing process. The property appraiser does not create the value. People make the value by buying and selling real estate in the market place. The property appraiser has the legal responsibility to study those transactions and appraise your property accordingly.

The property appraiser also:

Tracks ownership changes
Maintains maps of parcel boundaries
Keeps descriptions of buildings and property characteristics up to date
Accepts and approves applications from individuals eligible for exemptions and other forms of property tax relief
Analyzes trends in sales prices, construction costs, and rents to best estimate the value of assessable property

A Computer Assisted Mass Appraisal (C.A.M.A.) system is used by experienced appraisers to ensure that fair values are set for all Monroe County property owners. Appraisers are also assisted by our Geographic Information System (GIS) which helps us to provide detailed and up-to-date property ownership maps for field appraisers. The GIS is frequently updated to reflect changes to the land in Monroe County. This information is also used to analyze property data and gives appraisers yet another tool for comparing similar properties.

Website: www.mcpafl.org

Major Variances

The FY25 budget request reflects a 5% COLA/merit increase.

The budget total of $6,688,369

Budgetary Cost Summary	FY 2022 Actual	FY 2023 Actual	FY 2024 Adopted	FY 2024 Amended	FY 2025 Proposed	FY 2025 Change
Personnel Expenditures	589,916	614,352	652,575	652,575	628,498	(3.7)%
Operating Expenditures	4,523,288	5,251,347	5,713,133	5,713,133	6,059,871	6.1%
Total Budget	**5,113,204**	**5,865,699**	**6,365,708**	**6,365,708**	**6,688,369**	**5.1%**

Revenue Sources	FY 2022 Actual	FY 2023 Actual	FY 2024 Adopted	FY 2024 Amended	FY 2025 Proposed	FY 2025 Change
General Fund	4,703,260	5,415,549	5,877,989	5,877,989	6,201,186	5.5%
Middle Keys Health Care MSTU	38,244	44,869	48,613	48,613	51,145	5.2%
Fire & Ambulance, District #1 - Lower and Middle Keys	243,583	258,062	279,599	279,599	268,290	(4.0)%
Unincorporated Svc District - Planning, Building, and Zoning	44,846	49,592	53,731	53,731	60,634	12.8%
Municipal Policing	83,270	97,628	105,776	105,776	107,114	1.3%
Total Revenue	**5,113,204**	**5,865,699**	**6,365,708**	**6,365,708**	**6,688,369**	**5.1%**

Position Summary	FY 2022 Actual	FY 2023 Actual	FY 2024 Adopted	FY 2025 Proposed	FY 2025 Variance
Authorized Positions	45.00	45.00	42.00	41.00	(1.00)
Total FULL-TIME FTE	45.00	45.00	42.00	41.00	(1.00)
Total FTE	**45.00**	**45.00**	**42.00**	**41.00**	**(1.00)**

Elected Officials

Supervisor of Elections

Mission Statement

The Monroe County Supervisors of Elections is promulgated by the Florida Constitution and exists to conduct fair, honest, and accurate elections. We provide voter education programs in our schools, as well as the private sectors of our county. Our voter outreach program exists to help our voters, and future voters, become familiar with our voting system and gain confidence that their votes are being tabulated accurately.

Our goal is to provide a service and equipment that accommodates all voters so that all voters may cast their ballot in secret and unassisted.

It is also our goal to provide voter registration services that enable all who wish to register to vote may do so conveniently without any undue influence.

We also maintain that all services are conducted within the confines of State and Federal Laws, and the policies of this office.

All citizens of Monroe County are treated fairly and with compassion.
Website: www.keys-elections.org

Description and Services Provided

We provide Voter Registration services.
We conduct voter and candidate informational seminars.
We are the repository for most financial disclosure required for some government employees and some government officials. (Form 1 Financial Disclosure).
We conduct Municipal, county, state, and federal elections.
We provide computer services for candidates and the public. We provide current and historical data regarding voters, candidates, and election results.

Offices in Monroe County:
Key West---530 Whitehead Street, Suite 101, Key West, FL 33040 (305) 292-3416
Marathon---MM 50.5, Marathon Government Annex, 490 63rd Street Ocean, Suite 130, Marathon, FL 33050
Key Largo---MM 102, Murray Nelson Center, 102050 Overseas Highway #137, Key Largo, FL 33037-2785

Major Variances

The FY25 budget request totals $2,947,589 and includes a 5% COLA/Merit adjustment.

The budget total includes:

- $174,726 in Personnel Expenses
- $2,772,863 in Operating Expenses

Budgetary Cost Summary	FY 2022 Actual	FY 2023 Actual	FY 2024 Adopted	FY 2024 Amended	FY 2025 Proposed	FY 2025 Change
Personnel Expenditures	146,693	2,219	161,215	161,215	174,726	8.4%
Operating Expenditures	2,074,794	2,839,429	3,015,824	3,015,824	2,772,863	(8.1)%
Total Budget	**2,221,487**	**2,841,648**	**3,177,039**	**3,177,039**	**2,947,589**	**(7.2)%**

Revenue Sources	FY 2022 Actual	FY 2023 Actual	FY 2024 Adopted	FY 2024 Amended	FY 2025 Proposed	FY 2025 Change
General Fund	2,221,487	2,841,648	3,177,039	3,177,039	2,947,589	(7.2)%
Total Revenue	**2,221,487**	**2,841,648**	**3,177,039**	**3,177,039**	**2,947,589**	**(7.2)%**

Position Summary	FY 2022 Actual	FY 2023 Actual	FY 2024 Adopted	FY 2025 Proposed	FY 2025 Variance
Authorized Positions	12.00	12.00	12.00	12.00	-
Total FULL-TIME FTE	12.00	12.00	12.00	12.00	-
Total FTE	**12.00**	**12.00**	**12.00**	**12.00**	**-**

Elected Officials

State Attorney

Mission Statement

Within the 16th Judicial Circuit Court, the State Attorney prosecutes or defends all law suits, applications, or motions, civil or criminal, in which the state is a party to. The State Attorney is an elected position and serves a term of 4 years as described by Florida Statutes 27.01-27.367.

Website address: www.keyssao.org

Major Variances

Our proposed budget is to request additional funds to be applied to our data processing spend account.

The FY 2025 budget request for State Attorney Dennis Ward is increased from last year.

We signed an agreement with the county several years ago that we would be reimbursed for the cost of an IT employee, rather than utilize an employee on the county payroll. At the present time, we have three full-time IT employees on our payroll. Currently, we are only reimbursed for our one IT Specialist, and not our IT Director or STAC Coordinator. Due to our paperless initiative amongst other projects, additional IT personnel will be needed in the near future.

Budgetary Cost Summary	FY 2022 Actual	FY 2023 Actual	FY 2024 Adopted	FY 2024 Amended	FY 2025 Proposed	FY 2025 Change
Operating Expenditures	434,367	409,699	938,867	938,867	940,117	0.1%
Capital Outlay Expenditures	2,233	-	40,000	40,000	80,000	100.0%
Total Budget	**436,600**	**409,699**	**978,867**	**978,867**	**1,020,117**	**4.2%**

Revenue Sources	FY 2022 Actual	FY 2023 Actual	FY 2024 Adopted	FY 2024 Amended	FY 2025 Proposed	FY 2025 Change
General Fund	187,151	269,142	828,867	828,867	830,117	0.2%
Miscellaneous Special Revenue Fund	249,449	140,556	150,000	150,000	190,000	26.7%
Total Revenue	**436,600**	**409,699**	**978,867**	**978,867**	**1,020,117**	**4.2%**

Elected Officials

Public Defender

Mission Statement

In accordance with Florida Statutes 27.40-27.61, the Public Defender represents indigent persons charged with criminal offenses in Circuit, County, Juvenile and Appeals Court. The position of Public Defender is an elected position and serves a term of 4 years. The Public Defender has three office locations in Monroe County; Key West, Marathon and Plantation Key.

Major Variances

The County provides an expenditure budget based on the Public Defender's request that is necessary for proper and efficient functions of their offices.

Funds collected by the Clerks of the Court and distributed to the Board of County Commissioners ($2.00) from the $4.00 per page additional service charge for each instrument listed in Section 28.222, F.S. pursuant to Section 28.24 (12) (e)1, F.S. The funds shall be used exclusively to fund court-related technology and court technology needs as defined in Section 29.008(1)(f)2 and (h), F.S. for the state trail courts, state attorney, public defender, and criminal and civil regional counsel in the county. In 2006, a Memorandum Of Agreement was approved to split the funds accordingly: the 16th Judicial Circuit Courts shall receive $1.00 per page of the $2.00 fee, while the State Attorney for the 16th Circuit shall receive $0.60 per page and the Public Defender for the 16th Circuit shall receive $0.40 per page. The fees collected are recorded under Fund 158 Misc. Special Revenue Fund and the budget is amended quarterly after being reconciled.

The FY 2025 Budget Request of $656,051 is for Fund 001 General Fund $510,051, and Fund 158 Misc Special Revenue $146,000 - "Court-Related Technology" (money collected in accordance with Section 28.24(12)(e))
*(Please note the additional $30,000 in spend category Vehicles to purchase an electric vehicle.)

•The PD budget request also includes:

- $223,536 in Personnel Expenses
- $252,515 in Operating Expenses
- $180,000 in Capital Outlay/Equipment expenses

Budgetary Cost Summary	FY 2022 Actual	FY 2023 Actual	FY 2024 Adopted	FY 2024 Amended	FY 2025 Proposed	FY 2025 Change
Personnel Expenditures	179,323	197,176	211,044	211,044	223,536	5.9%
Operating Expenditures	351,010	375,584	478,777	478,777	252,515	(47.3)%
Capital Outlay Expenditures	-	39,609	150,000	150,000	180,000	20.0%
Total Budget	**530,334**	**612,369**	**839,821**	**839,821**	**656,051**	**(21.9)%**

Revenue Sources	FY 2022 Actual	FY 2023 Actual	FY 2024 Adopted	FY 2024 Amended	FY 2025 Proposed	FY 2025 Change
General Fund	485,908	558,903	693,821	693,821	510,051	(26.5)%
Miscellaneous Special Revenue Fund	44,425	53,466	146,000	146,000	146,000	-%
Total Revenue	**530,334**	**612,369**	**839,821**	**839,821**	**656,051**	**(21.9)%**

Position Summary	FY 2022 Actual	FY 2023 Actual	FY 2024 Adopted	FY 2025 Proposed	FY 2025 Variance
Professionals	2.00	2.00	2.00	2.00	-
Total Full-Time FTE	2.00	2.00	2.00	2.00	-
Total FTE	**2.00**	**2.00**	**2.00**	**2.00**	**-**

Elected Officials

Judicial Administration

Mission Statement

The mission of the Florida judicial branch is to protect rights and liberties, uphold and interpret the law, and provide for the peaceful resolution of disputes.

Vision of the Florida Judicial Branch
Justice in Florida will be accessible, fair, effective, responsive and accountable.
To be accessible, the Florida justice system will be convenient, understandable, timely and affordable to everyone.
To be fair, it will respect the dignity of every person, regardless of race, class, gender or other characteristic, apply the law appropriately to the circumstances of individual cases, and include judges and court staff that reflect the community's diversity.
To be effective, it will uphold the law and apply rules and procedures consistently; and in a timely manner, resolve cases with finality and provide enforceable decisions.
To be responsive, it will anticipate and respond to the needs of all members of society, and provide a variety of dispute resolution methods.
To be accountable, the Florida justice system will use public resources efficiently, and in a way that the public can understand.

Monroe County is the 16th Judicial Circuit Court, which is composed of the Circuit and County courts.
Website address: www.keyscourts.net

Description and Services Provided

Courthouse locations:
Freeman Justice Center in Key West,
Marathon Branch Courthouse,
Upper Keys Government Center in Tavernier.

Major Variances

The Court's FY 2025 budget request is $2,826,481 which reflects a decrease from last fiscal year's adopted budget, which can be attributed to an increase in the personnel line items, including salaries and group insurance, as well as an increase in Risk Management expenses. We are requesting a 3% across-the-board salary increase for our county-funded court employees. Pending approval by the Governor, the Florida Legislature's FY 2025 budget includes this increase for all State of Florida employees, including Judicial Branch employees, effective July 1, 2024.

As in previous years, we are requesting a budget from the Court Facilities Fund, the Court Technology Fund, and the Court Innovations Fund. These funds are derived from fines and/or fees and have no effect on the general fund. We will continue to fund four janitorial staff from the Court Facilities Fund to ensure a full maintenance staff at the Freeman Justice Center and the new Plantation Key Government Center. Although these positions are funded by the Court, they are supervised and under the authority of Monroe County Public Works.

Budgetary Cost Summary	FY 2022 Actual	FY 2023 Actual	FY 2024 Adopted	FY 2024 Amended	FY 2025 Proposed	FY 2025 Change
Personnel Expenditures	1,751,660	1,881,046	2,321,863	2,321,863	2,271,601	(2.2)%
Operating Expenditures	691,418	394,255	1,029,833	1,029,833	546,880	(46.9)%
Capital Outlay Expenditures	89,124	93,302	8,000	8,000	8,000	-%
Total Budget	**2,532,202**	**2,368,602**	**3,359,696**	**3,359,696**	**2,826,481**	**(15.9)%**

Revenue Sources	FY 2022 Actual	FY 2023 Actual	FY 2024 Adopted	FY 2024 Amended	FY 2025 Proposed	FY 2025 Change
General Fund	1,886,830	2,045,006	2,486,188	2,486,188	2,450,496	(1.4)%
Miscellaneous Special Revenue Fund	534	22,398	26,900	26,900	26,900	-%
Court Facilities Fees Trust (602)	644,838	301,198	846,608	846,608	349,085	(58.8)%
Total Revenue	**2,532,202**	**2,368,602**	**3,359,696**	**3,359,696**	**2,826,481**	**(15.9)%**

Position Summary	FY 2022 Actual	FY 2023 Actual	FY 2024 Adopted	FY 2025 Proposed	FY 2025 Variance
Authorized Positions	27.00	25.00	25.00	24.00	(1.00)
Skilled Craft Workers	2.00	4.00	4.00	4.00	-
Total Full-Time FTE	29.00	29.00	29.00	28.00	(1.00)
Total FTE	**29.00**	**29.00**	**29.00**	**28.00**	**(1.00)**

Elected Officials

Court Technology Fund

Mission Statement

Funds collected by the Clerks of the Court and distributed to the Board of County Commissioners ($2.00) from the $4.00 per page additional service charge for each instrument listed in Section 28.222, F.S. pursuant to Section 28.24 (12) (e)1, F.S. The funds shall be used exclusively to fund court-related technology and court technology needs as defined in Section 29.008(1)(f)2 and (h), F.S. for the state trail courts, state attorney, public defender, and criminal and civil regional counsel in the county. In 2006, a Memorandum Of Agreement was approved to split the funds accordingly: the 16th Judicial Circuit Courts shall receive $1.00 per page of the $2.00 fee, while the State Attorney for the 16th Circuit shall receive $0.60 per page and the Public Defender for the 16th Circuit shall receive $0.40 per page. The fees collected are recorded under Fund 158 Misc. Special Revenue Fund.

Description and Services Provided

1) Server maintenance costs,
2) Software licenses,
3) Computers,
4) Network peripherals, cables & connections.

Major Variances

Revenue receipts are recorded quarterly and brought into the budget by an Unanticipated Revenue Resolution.

Budgetary Cost Summary	FY 2022 Actual	FY 2023 Actual	FY 2024 Adopted	FY 2024 Amended	FY 2025 Proposed	FY 2025 Change
Personnel Expenditures	26,954	56	-	-	-	-%
Operating Expenditures	85,485	94,766	96,255	96,255	108,566	12.8%
Capital Outlay Expenditures	43,181	14,468	23,500	23,500	23,500	-%
Total Budget	**155,621**	**109,291**	**119,755**	**119,755**	**132,066**	**10.3%**

Revenue Sources	FY 2022 Actual	FY 2023 Actual	FY 2024 Adopted	FY 2024 Amended	FY 2025 Proposed	FY 2025 Change
Miscellaneous Special Revenue Fund	155,621	109,291	119,755	119,755	132,066	10.3%
Total Revenue	**155,621**	**109,291**	**119,755**	**119,755**	**132,066**	**10.3%**

Elected Officials

Court Technology Fund

Mission Statement

Funds collected by the Clerks of the Court and distributed to the Board of County Commissioners ($2.00) from the $4.00 per page additional service charge for each instrument listed in Section 28.222, F.S. pursuant to Section 28.24 (12) (e)1, F.S. The funds shall be used exclusively to fund court-related technology and court technology needs as defined in Section 29.008(1)(f)2 and (h), F.S. for the state trail courts, state attorney, public defender, and criminal and civil regional counsel in the county. In 2006, a Memorandum Of Agreement was approved to split the funds accordingly: the 16th Judicial Circuit Courts shall receive $1.00 per page of the $2.00 fee, while the State Attorney for the 16th Circuit shall receive $0.60 per page and the Public Defender for the 16th Circuit shall receive $0.40 per page. The fees collected are recorded under Fund 158 Misc. Special Revenue Fund.

Description and Services Provided

1) Server maintenance costs,
2) Software licenses,
3) Computers,
4) Network peripherals, cables & connections.

Major Variances

Revenue receipts are recorded quarterly and brought into the budget by an Unanticipated Revenue Resolution.

Budgetary Cost Summary	FY 2022 Actual	FY 2023 Actual	FY 2024 Adopted	FY 2024 Amended	FY 2025 Proposed	FY 2025 Change
Personnel Expenditures	26,954	56	-	-	-	-%
Operating Expenditures	85,485	94,766	96,255	96,255	108,566	12.8%
Capital Outlay Expenditures	43,181	14,468	23,500	23,500	23,500	-%
Total Budget	**155,621**	**109,291**	**119,755**	**119,755**	**132,066**	**10.3%**

Revenue Sources	FY 2022 Actual	FY 2023 Actual	FY 2024 Adopted	FY 2024 Amended	FY 2025 Proposed	FY 2025 Change
Miscellaneous Special Revenue Fund	155,621	109,291	119,755	119,755	132,066	10.3%
Total Revenue	**155,621**	**109,291**	**119,755**	**119,755**	**132,066**	**10.3%**

Elected Officials

Proposed FY25:

FY25 Revenue Source

General Fund	$32,677,086
Other Ad Valorem	$84,323,263
Non Ad Valorem	$6,026,637
	$123,026,986

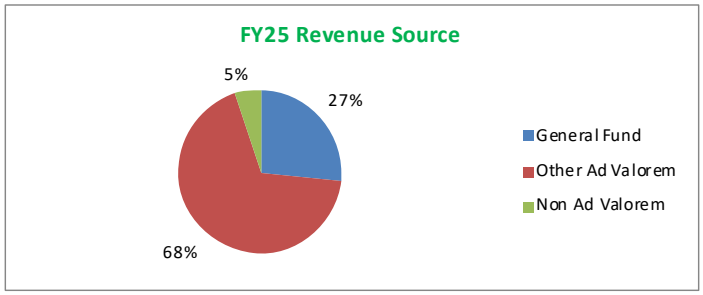

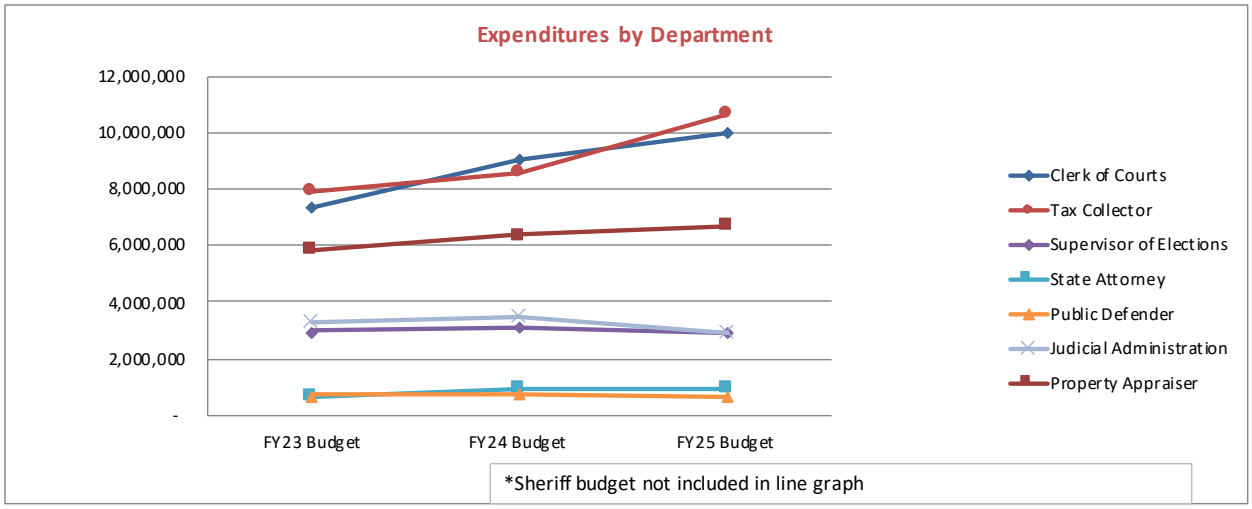

Expenditures by Department

	Adopted FY23 Budget	Adopted FY24 Budget	Proposed FY25 Budget	FY25 Change
Clerk of Courts	7,335,600	9,059,815	10,046,015	10.9%
Sheriff*	76,905,653	84,037,381	88,058,851	4.8%
Tax Collector	7,952,259	8,575,291	10,651,447	24.2%
Property Appraiser	5,843,693	6,365,708	6,688,369	5.1%
Supervisor of Elections	2,981,651	3,177,039	2,947,589	-7.2%
State Attorney	726,346	978,867	1,020,117	4.2%
Public Defender	737,048	839,821	656,051	-21.9%
Judicial Administration	3,315,563	3,479,451	2,958,547	-15.0%
Total	105,797,813	116,513,373	123,026,986	5.6%

Sheriff* Also includes 911 Enhancement, Police Facilities Impact Fees, LEEA, and Law Enforcement Trust (see next page)

Clerk of Courts* Also includes Court Services Network System & Court Technology Fund

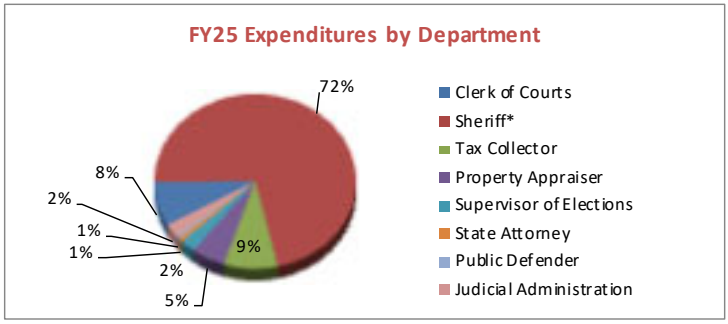

Elected Officials

Budgetary Cost Summary

	Adopted FY23 Budget	Adopted FY24 Budget	Proposed FY25 Budget	FY25 % of Total	FY25 Change
Personnel Expenditures*	11,800,924	12,241,602	12,121,255	9.9%	-1.0%
Operating Expenditures	86,466,766	95,090,456	100,568,216	81.7%	5.8%
Capital Outlay Expenditures	294,523	221,500	291,500	0.2%	31.6%
Interfund Transfers	7,235,600	8,959,815	10,046,015	8.2%	12.1%
Total	105,797,813	116,513,373	123,026,986	100%	5.6%

*Personnel Expenditures are only Sheriff's Group Insurance and Worker's Comp

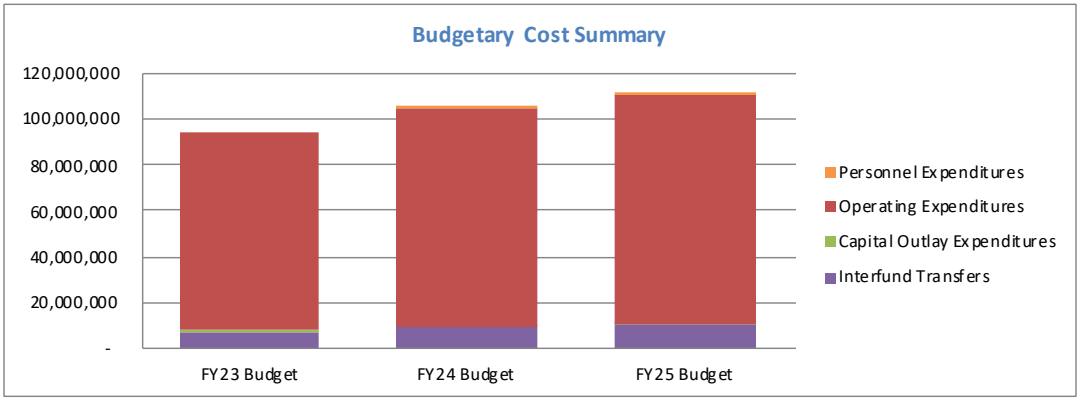

	Adopted FY23 Budget	Adopted FY24 Budget	Proposed FY25 Budget	FY25 Change
FTE History	740.50	739.50	737.50	(2.00)
FY24 Proposed Changes	Elimated: -1 FTE: from Propery Appraiser office			
FY25 Proposed Changes	Elimated: -2 FTE's: 1 from Propery Appraiser office & 1 from Judicial Administration			

Sheriff's Total Expenditures

	Adopted FY23 Budget	Adopted FY24 Budget	Proposed FY25 Budget	FY25 Change
Sheriff	72,714,349	80,068,479	83,043,885	3.7%
Communications- 911 Enhancement	705,300	712,898	740,300	3.8%
Police Facilities Impact Fees	0	0	0	0.0%
LEEA	75,000	75,000	75,000	0.0%
Law Enforcement Trust	3,411,004	3,181,004	4,199,666	32.0%
	76,905,653	84,037,381	88,058,851	4.8%

FY25 Proposed Budget

Clerk of Courts

`



MONROE COUNTY, FLORIDA
CLERK OF THE CIRCUIT COURT & COMPTROLLER

PROPOSED ADJUSTED BUDGET FOR FISCAL YEAR 2025

Presented by: Kevin Madok, CPA
Ex-Officio to the Board of County Commissioners

Submitted: June 1, 2024

Kevin Madok, CPA

Clerk of the Circuit Court & Comptroller – Monroe County, Florida

May 30, 2024

Mayor Holly Raschein
Members of the Board of County Commissioners
102050 Overseas Highway, Suite 234
Key Largo, FL 33037

Dear Mayor and Commissioners:

Enclosed is the Fiscal Year (FY) 2025 budget request for the Monroe County Clerk of the Circuit Court & Comptroller. This budget request is for both the non-court activities of the Clerk's Office and for certain court-related costs. Specifically, we are requesting the Board fund court-related costs including court-related costs that are required to be funded by the County under Section 29.008, F.S. (e.g., telephones, equipment, and information system costs).

Table 1 on page 4 of the enclosed budget proposal details the increase in our FY 2025 proposed operating budget. The requested funding level includes a 5% wage adjustment for both court and non-court Clerk employees. This adjustment was influenced by the County's other constitutional officers' stated intention of providing similar pay adjustments to their employees for FY 2025. We set our pay adjustments at the same level in the hopes that we will be competitive in attracting qualified employees as well as retaining our current employees.

In addition to the pay adjustment, funding is being requested for increases related to fringe benefits namely employer contribution increases for the retirement and health insurance. The increases to retirement contributions are legislatively mandated and the increases for the employer share of health insurance are set by the County. Both of these fringe benefits are outside of the Clerk's control.

In addition, I am requesting budget adjustments for strengthening cybersecurity and similar technology measures for my Office's Information Technology infrastructure. Finally, I am seeking funding for long-term storage of the Clerk's records. These records have been stored at the County's Jefferson B. Browne building for decades. However, this building is slated for demolition in FY 2025 due to public safety concerns so the Clerk' Office has been asked to relocate its record storage to another location. The budget includes the costs associated for a new long-term storage arrangement.

Section 28.36, F.S., requires that I submit budgets for court-related functions to the Clerk of Court Operations Corporation (CCOC). My Office will be working with the CCOC and the other clerks throughout the State to deliberate and finalize our budget request for inclusion in the CCOC budget that must be presented to the Legislative Budget Commission no later than August 1st. Typically I will not know my actual state budget appropriation until early October. Once our state budget is finalized, it will be made available to the BOCC as well as the public.

I welcome any questions or comments you may have.

Sincerely,

Kevin Madok

Kevin Madok, CPA
Clerk of the Circuit Court & Comptroller
Ex-officio Clerk to the Board of County Commissioners

Cc: County Administrator
Clerk's Finance Department

MONROE COUNTY, FLORIDA
CLERK OF THE CIRCUIT COURT & COMPTROLLER

Table of Contents
Proposed Operational Budget
For Fiscal Year 2025

Introduction **2**

Organization Chart 2

Function and Funding 3

Operational Budget Comparison **5**

Non-Court Departments' Annual Operating Budgets **6**

Clerk To BOCC-Finance and Administration 6

Internal Audit 12

Clerk Information Technology 14

Recording 17

Records Management 19

Court-Related Clerk Functions **21**

County-Funded Clerk of Court Operations 21

Summary of Clerk Full-Time Equivalent Positions 23

Other Clerk Funding Sources **24**

Public Records Modernization Trust Fund 24

INTRODUCTION

ORGANIZATION CHART

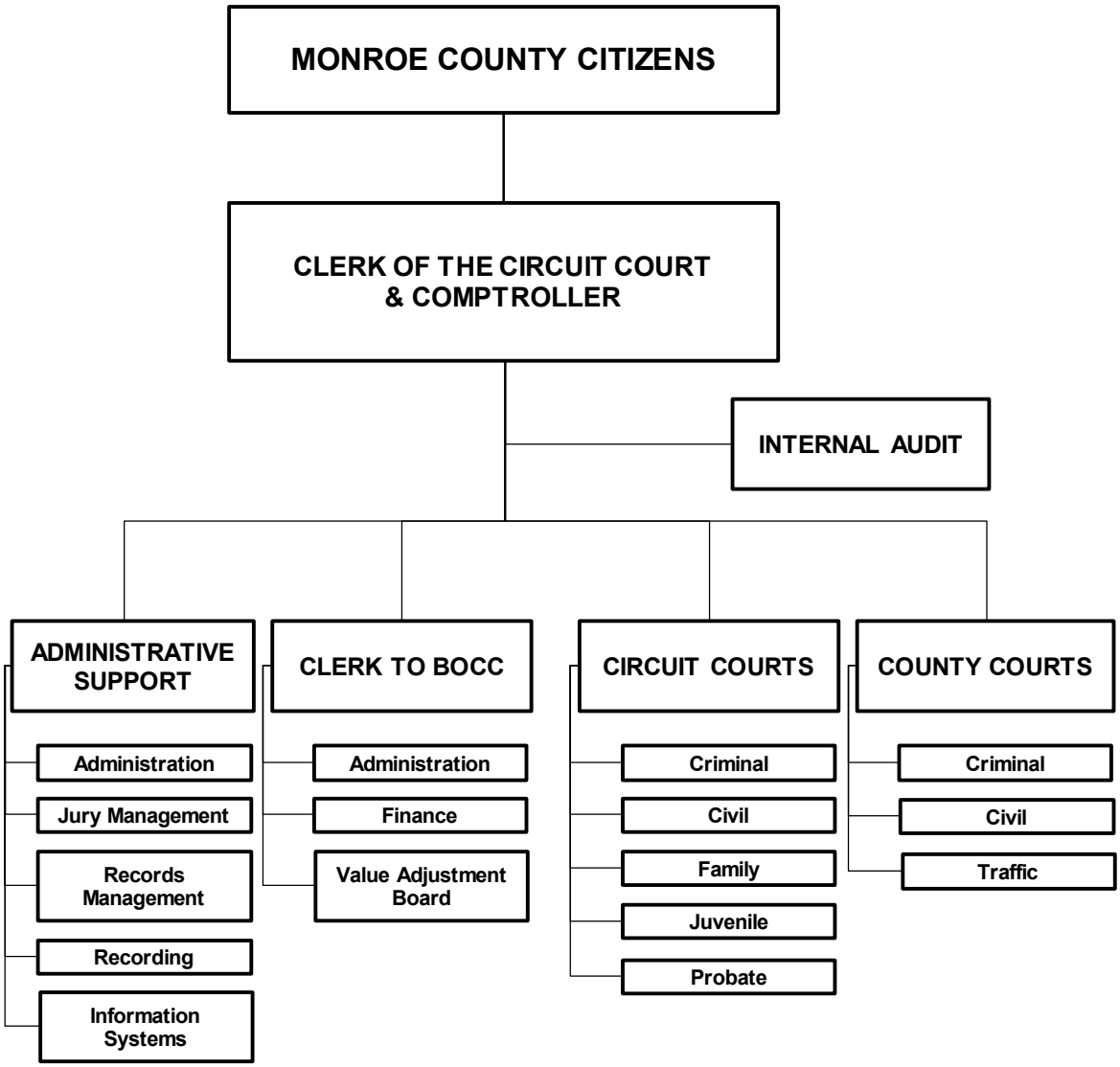

FUNCTIONS AND FUNDING

The functions of the Monroe County Clerk of Circuit Court and Comptroller (the Clerk's Office) are governed by the Florida Constitution, by acts of the Florida Legislature, and by order of the Court. Specifically, the functions of the Clerk of the Circuit Court and Comptroller shall be: Clerk of the Circuit Court, Clerk of the County Court, County Comptroller/Treasurer, County Auditor, County Recorder, and Secretary/Ex-officio Clerk to the Board of County Commissioners (BOCC).

The Clerk's Office has a bifurcated funding structure for its court-related activity. Florida Statutes identifies which court-related costs are the responsibility of the County versus which court-related costs must be funded by the State through court fines, fees, and service charges. The budgets of the Clerk of the Circuit Court and County Court for court-related functions are contained in the Clerk's Court-Related Fund and the Clerk's Modernization Trust Fund.

The BOCC annually appropriates tax dollars to fund the Clerk's activity that supports the BOCC. The budget for the Clerk's BOCC activity is accounted for in the Clerk's General Fund.

State Funding

Florida Statute Sections 28.35 and 28.36 established the Florida Clerks of Court Operations Corporation (CCOC) to review, certify, and recommend proposed state funding for each of Florida's 67 Clerks of Circuit Court. The CCOC works directly with all Clerks to develop a statewide budget that is submitted annually to the Legislative Budget Commission by August 1st. Final determination of Clerks' fiscal year state funding usually is not known until early October.

County Funding

County funding to the Clerk's Office is primarily from the County's General Revenue appropriation. The County provides funding to support the Clerk's work as the County's Comptroller/Treasurer, County Auditor, County Recorder, and Secretary/Ex-officio Clerk to the BOCC. The Clerk's Office also receives some funding from the Tourist Development Council (TDC) to support the Clerk's processing of the TDC's vendor payments. In addition, the County funds certain court-related costs as specified by statute – namely telephones, equipment, and information system costs.

For the last number of fiscal years, the BOCC has also provided much needed financial support to the Clerk's Office by appropriating funds for insurance costs and cost-of-living adjustments (COLA) for both non-court and court-related Clerk staff. The Clerk's Office uses this county appropriation only if court-related revenues are not sufficient to cover these operating costs. The Clerk's Office returns any unspent funds to the County through excess fees at fiscal year-end. The Clerk's Office will continue to expend all available state funding appropriated to Monroe County before using county funding to support court-related operations.

As shown in **Table 1**, the increase in our FY 2025 proposed General Fund operating budget includes a pay adjustment for Clerk employees along with adjustments related to employee fringe benefit costs. In addition, the budget proposal also includes needed increases for improvements to the Clerk's information technology infrastructure and networks which includes implementing cybersecurity improvements. Finally, funding is also being requested for the long-term record storage lease needed as a result of the impending demolition of the Jefferson B. Browne building. The long-term storage funding includes a nonrecurring request of $154,900 to install a fire/water suppression system at the storage site.

Table 1
Summary of Increase in FY 2025 Operating Budget

Components of Increase:	**Amount**
Adjustment due to annual pay increases	334,800
Adjustment due to increases for fringe benefits - increase in health insurance not captures in FY 24 budget and FRS rate increases	87,400
Funding for updating/upgrading IT infrastructure; improve cybersecurity measures, entering into a lease for long-term record storage arrangement due to FY 2025 demolition of Jefferson B. Browne building. Of the $669,100, $154,900 is a non-recurring cost for the installation of a fire/water suppression system at the storage site.	669,100
Total	**$ 1,091,300**

As always, the Clerk's Office will make every effort to be prudent with General Fund monies to maximize the Office's unspent appropriations which are typically returned to the County at fiscal year-end as excess fees.

MONROE COUNTY, FLORIDA
CLERK OF THE CIRCUIT COURT & COMPTROLLER

OPERATIONAL BUDGET COMPARISON
FISCAL YEAR 2025

	FY 2025 Proposed Budget	FY 2024 Approved Budget	Proposed Increase (Decrease)
Non-Court Clerk Functions			
Administration	$ 1,042,300	$ 607,400	$ 434,900
Clerk to BOCC	4,051,700	3,753,300	298,400
Internal Audit	716,300	635,400	80,900
Information Technology	1,518,100	1,227,500	290,600
Recording	465,300	669,400	(204,100)
Records Management	50,000	175,500	(125,500)
Total Non-Court Clerk Functions:	**7,843,700**	**7,068,500**	**775,200**
Court-Related Clerk Functions			
Court Related Salary Adjustments	1,497,100	1,262,100	235,000
Court Related Insurance	1,336,400	1,260,400	76,000
County Obligation per Statute	268,815	268,815	-
Total Court-Related Clerk Functions:	**3,102,315**	**2,791,315**	**311,000**
Total Clerk Function Expenditures	10,946,015	9,859,815	1,086,200
Less Non-Court Fees and Other Revenues	(900,000)	(900,000)	-
General Revenue Funding	**10,046,015**	**8,959,815**	**1,086,200**
TDC Functions			
Clerk Functions funded by TDC Revenues	101,100	96,000	5,100
Total Clerk Related TDC Functions:	**101,100**	**96,000**	**5,100**
Funded by General Fund and TDC Revenue	**$10,147,115**	**$ 9,055,815**	**$ 1,091,300**

NON-COURT DEPARTMENTS' ANNUAL OPERATING BUDGETS

CLERK TO BOCC- FINANCE AND ADMINISTRATION

FUNCTION:

The Florida Constitution provides that the Clerk of the Circuit Court shall be: Clerk of the Circuit Court, Clerk of the County Court, County Comptroller, County Auditor, County Recorder, and Ex-Officio Clerk to the Board of County Commissioners.

In addition, according to Florida Statute Sections 125.17 and 28.12, "the Clerk of the Circuit Court and Comptroller for the County shall be the Clerk and Accountant of the Board of County Commissioners" (BOCC). The Clerk "shall keep the minutes and accounts." As Clerk of the BOCC, the Clerk is also responsible to serve as Clerk to the Value Adjustment Board (VAB) created pursuant to Florida Statute Section 194.015.

DESCRIPTION/OBJECTIVE:

The Clerk to BOCC performs the accounting function and maintains property control for the BOCC (Clerk to the BOCC-Finance), records the minutes of the BOCC meetings (Clerk to the BOCC-Administration) and administers the VAB (Clerk to the BOCC-VAB).

Clerk to the BOCC-Finance:

The Clerk's Finance Department maintains the BOCC's accounting records including the accounting records of the Tourist Development Council (TDC) and the Clerk's court-related accounts in accordance with United States generally accepted governmental accounting principles and in compliance with statutory requirements. The Finance Department's responsibilities also include managing cash, investment, debt, and property management for the BOCC as well as processing the receipts and disbursements of Monroe County's funds, including payroll.

For the last thirty-five fiscal years, the Government Finance Officers Association of the United States and Canada (GFOA) awarded a Certificate of Achievement for Excellence in Financial Reporting to Monroe County for its Annual Comprehensive Financial Report (ACFR). The Certificate of Achievement is a prestigious national award recognizing conformance with the highest standards for preparation of the state and local government financial reports.

Clerk to the BOCC Admin:

The Clerk's Administration provides for the general management of all departments reporting to the Clerk of the Circuit Court and Comptroller. Administration is responsible for long-range planning, clerk budget preparation, and the development of policies and procedures. Administrative assistants provide secretarial and technical support.

Administrative staff maintains the accounting records for receipt and disbursement of the Clerk's court activities in accordance with United States generally accepted governmental accounting principles and in compliance with statutory requirements. This includes preparing the Clerk of the Circuit Court and Comptroller's annual budget; monitoring and processing operating expenditures; accounting for user fees charged by the Clerk of the Circuit Court and Comptroller and transferring these fees to the BOCC, the State of Florida and other local, state and federal agencies.

Administration prepares and indexes official minutes of regular and special meetings of the BOCC. In addition to preparing and processing ordinances and resolutions resulting from those meetings, the Clerk's Administration maintains all County contracts and custody of the County seal as well as affixes the seal to any paper or instrument as required by law. Finally, Administration is responsible for the custody and care of the BOCC's official documents and makes them available for public inspection.

Clerk to the BOCC-VAB:

The VAB meets in accordance with applicable Florida Statutes and Department of Revenue rules. VAB is charged with conducting hearings and making decisions pertaining to: petitions relating to ad valorem assessments; appeals relating to ad valorem tax exemptions; and appeals concerning ad valorem tax deferrals and classification. As authorized by Florida Statute Section 194.035, the VAB appoints special magistrates to take testimony from petitioners and make recommendations to VAB.

The Clerk's office, together with the contracted VAB attorney and the Property Appraiser's office, assists in VAB's operations. The Clerk's staff also provides education on VAB by providing general information and requirements through written materials and direct contact to taxpayers. Our primary goal is to be as helpful and cooperative as possible throughout the entire VAB process.

The Clerk's Office files all petitions, receives filing fees, assists in the process of obtaining services of special magistrates, schedules and notifies petitioners and parties of hearings before special magistrates and the VAB, attends and records special magistrate hearings and VAB meetings, documents and sends notification of final decisions of the VAB, and other duties as directed by law.

GOALS:

Clerk to the BOCC-Finance:

During FY 2025, the Clerk's Finance Department has identified number of goals for the fiscal year and will focus its efforts in the following areas:

- Documenting and finalizing the Finance Department's business processes in a Financial Procedures Manual.
- Revamping the process for developing the County's Annual Comprehensive Financial Report.
- Scanning remaining paper records so they are readily available electronically.
- Automating the processing of tax deeds and the Court Registry.

Clerk to the BOCC Admin:

The Administration will continue its work to improve its Document Imaging System which maintains minutes from 1980 to the present; resolutions from 1960 to the present; ordinances from 1970 to the present and marriage licenses issued from 1829-1996. In addition, Administration is working to organize paper files, scan those files and then destroy those files that are allowed by statute. Finally, Administration is responsible for seeking a new long-term storage location for the Clerk's records. In the past, the Clerk stored its paper records in the historic jail. However, with the planned demolition of this building, the Clerk was asked to find a new storage location. Administration is responsible for overseeing the project of securing a new site and systematically moving the records to the new location.

ADMINISTRATION BOCC

Departmental Allocated Position Authority	Positions 2024	Positions 2025	Positions Change	Budget Amount
Clerk of Court	0.50	0.50	-	70,900
Deputy Clerks	2.00	2.00	-	226,600
Subtotal:	2.50	2.50	-	**$ 297,500**
	Overtime/ Terminal Leave/Payouts			-
	COLA (5.0%)			14,900
			Total Salaries:	**$ 312,400**
	FICA, Retirement Contributions			90,100
	Life, Health & Workers' Compensation			53,800
			Total Fringe Benefits:	**$ 143,900**
			Totals:	**$ 456,300**

Workload Measures:	Fiscal Year 2021	Fiscal Year 2022	Fiscal Year 2023
CLERK TO BOCC - ADMIN			
- BOCC Meetings Held	20	16	17
- Pages of Minutes	295	273	279
- Resolutions Adopted	515	522	646
- Ordinances	27	31	28
- Contracts Executed	1,026	1,086	1,052
CLERK TO BOCC - VAB			
- VAB Meetings	2	2	1
- VAB Petitions	309	396	607
- Special Magistrate Hearings	4	5	6

Budget Summary:	Proposed 2025 Budget	Approved 2024 Budget	Proposed Increase (Decrease)	Percent Change
Personnel Services	$ 456,300	$ 445,300	$ 11,000	2.47%
Operating Expenses	$ 578,000	$ 154,100	$ 423,900	275.08%
Capital Outlay	$ 8,000	$ 8,000	$ -	0.00%
Totals:	$ 1,042,300	$ 607,400	$ 434,900	71.60%

CLERK FINANCE

Departmental Allocated Position Authority	Positions 2024	Positions 2025	Positions Change	Budget Amount
Deputy Clerks	21.00	21.00	-	1,747,900
Subtotal:	21.00	21.00	-	**$ 1,747,900**
	Overtime/ Terminal Leave/Payouts			55,000
	COLA (5.0%)			87,400
			Total Salaries:	**$ 1,890,300**
	FICA, Retirement Contributions			487,200
	Life, Health & Workers' Compensation			424,200
			Total Fringe Benefits:	**$ 911,400**
			Totals:	**$ 2,801,700**

Workload Measures:	Fiscal Year 2021	Fiscal Year 2022	Fiscal Year 2023
CLERK TO BOCC - FINANCE			
- Cash Receipts	4,107	5,701	5,042
- Payroll Checks / Direct Deposits	15,968	21,566	45,743
- Vendor Payment Transactions Processed	14,949	21,116	23,312
- Accounts Payable Lines Processed	37,029	42,577	22,431
- Journal Entries processed	2,233	1,926	1,461
- Grants Administered	96	96	97
- Cost Centers Maintained	540	971	1,013
- Funds Maintained	61	70	53
- Inventory Property Records	5,176	7,381	7,772

Budget Summary:	Proposed 2025 Budget	Approved 2024 Budget	Proposed Increase (Decrease)	Percent Change
Personnel Services	$ 2,801,700	$ 2,503,300	$ 298,400	11.92%
Operating Expenses	$ 1,250,000	$ 1,250,000	$ -	0.00%
Capital Outlay	$ -	$ -	$ -	
	$ 4,051,700	$ 3,753,300	$ 298,400	7.95%

TDC

Departmental Allocated Position Authority	Positions 2024	Positions 2025	Positions Change	Budget Amount
TDC Finance Clerk	1.00	1.00	-	55,000
Subtotal:	1.00	1.00	-	**$ 55,000**
	Overtime/ Terminal Leave/Payouts			-
	COLA (5.0%)			2,800
			Total Salaries:	**$ 57,800**
	FICA, Retirement Contributions			12,300
	Life, Health & Workers' Compensation			21,000
			Total Fringe Benefits:	**$ 33,300**
			Totals:	**$ 91,100**

Budget Summary:	Proposed 2025 Budget	Approved 2024 Budget	Proposed Increase (Decrease)	Percent Change
Personnel Services	$ 91,100	$ 86,000	$ 5,100	5.93%
Operating Expenses	$ 10,000	$ 10,000	$ -	0.00%
Capital Outlay	$ -	$ -	$ -	
	$ 101,100	$ 96,000	$ 5,100	5.31%

INTERNAL AUDIT

FUNCTION:

The Internal Audit Department performs audits as part of the constitutional responsibilities of the Monroe County Clerk of Circuit Court and Comptroller. The mission of the Internal Audit Department is to provide independent and objective reviews and assessments of Monroe County's business activities, operations, financial systems and internal controls.

DESCRIPTION/OBJECTIVE:

Comprehensive assurance audits and consulting services are designed to add value, increase the efficiency of operations, advance accountability, and improve stewardship of public resources. This is accomplished through a systematic and disciplined approach in which internal auditors actively work with applicable BOCC and Clerk of Court management in identifying risks, evaluating controls, and making recommendations that promote economical, efficient, and effective use of funds and delivery of services.

Internal Audit conducts audits and reviews of County departments and offices, Clerk of the Circuit Court, and all entities that receive County funds. In addition, Internal Audit reviews and investigates allegations of fraud, waste, abuse, and ethical misconduct (received via the fraud "hotline").

GOALS:

Internal Audit has been involved in many value-added projects this past year. The recommendations resulting from these audits and reviews are expected to have significant impacts and improvements on the operations of the County government. The goals of the Internal Audit Department include:

- Assist with identifying operational risks and evaluating regulatory compliance.
- Cash handling policies and procedures are reviewed as part of each department audit.
- Assist in implementing any improvements in processes, systems whenever possible.
- Cost reductions or increased revenue sources will be analyzed as part of each audit.
- Review and answer all inquiries from the BOCC and the Monroe County Administration.

INTERNAL AUDIT

Departmental Allocated Position Authority	Positions 2024	2025	Change	Budget Amount
Deputy Clerks	4.00	4.00	-	454,400
Subtotal:	4.00	4.00	-	**$ 454,400**
	Overtime/ Terminal Leave/Payouts			-
	COLA (5.0%)			22,800
			Total Salaries:	**$ 477,200**
	FICA, Retirement Contributions			132,200
	Life, Health & Workers' Compensation			85,900
			Total Fringe Benefits:	**$ 218,100**
			Totals:	**$ 695,300**

WORKLOAD MEASURES
Audits Completed, Planned or In Progress
Tourist Dvelopment Council (2023-002)
Tourist Development Council's Public Relation Services (2024-001)
Tourist Development Council's Advertising Services (2024-002)
Tourist Development Council's Digital Services
Personal Use of County Vehicles
Parks & Beaches Cash Management
Library Cash Management
Guardianships
Assistance and Guidance
Audits of various BOCC processes
Non-Audit/Administrative
Other Internal Audit Duties
Quality Control Reviews
Staff Development
Fraud Hotline Investigation and Development

Budget Summary:	Proposed 2025 Budget	Approved 2024 Budget	Proposed Increase (Decrease)	Percent Change
Personnel Services	$ 695,300	$ 614,400	$ 80,900	13.17%
Operating Expenses	$ 21,000	$ 21,000	$ -	0.00%
Capital Outlay	$ -	$ -	$ -	0.00%
	$ 716,300	$ 635,400	$ 80,900	12.73%

CLERK INFORMATION TECHNOLOGY

FUNCTION:

The role of the Clerk's Information Technology (IT) Department is to provide information technology support to all departments of the Clerk of the Circuit Court, as well as to the BOCC and eight other agencies that are a part of the Criminal Justice Information Systems (CJIS) network.

DESCRIPTION/OBJECTIVES:

The IT Department supports the following functions:

- Circuit Court: Civil, Probate, Jury Management
- County Court: Traffic, Civil/Small Claims
- Criminal Justice Information System (CJIS)
- Juvenile
- E-Filing
- Document Recording and Indexing
- Budgeting
- Clerk of Court's Accounting and Financial Reporting
- Clerk to the BOCC Accounting and Financial Reporting
- Clerk and BOCC Payroll
- Fixed and Moveable Assets
- Clerk to the BOCC Purchasing and Workflow
- Clerk Purchasing and Workflow

The Clerk's IT Department is responsible for maintaining an up-to-date IT infrastructure and network to ensure a secure and efficient technology network that interfaces and shares data with the Clerk's justice partners and BOCC stakeholders.

GOALS:

The IT Department will focus on continuing to upgrade the Clerk's IT environment. Some of the most notable initiatives for the department includes storing the Clerk's servers at an off-site facility, refreshing firewalls, setting up an equipment replacement plan that will ensure that the Clerk's IT equipment is maintained and replaced on a proper lifecycle. The IT Department also will continue its work on the following:

- Implement and improve cybersecurity measures over the Clerks IT infrastructure.
- Upgrade aging the Clerk's servers.
- Perform an external Security Audit on the Clerk's IT infrastructure.
- Review software business requirement and hardware needs for the Clerk's Office and prepare a strategic short-range and long-range implementation plans.

CLERK INFORMATION TECHNOLOGY

Departmental Allocated Position Authority	Positions 2024	Positions 2025	Positions Change	Budget Amount
Deputy Clerks	2.00	2.00	-	272,600
Subtotal:	2.00	2.00	-	**$ 272,600**
	Overtime/Terminal Leave/Payouts			5,000
	COLA (5.0%)			13,700
			Total Salaries:	**$ 291,300**
	FICA, Retirement Contributions			104,000
	Life, Health & Workers' Compensation			52,600
			Total Fringe Benefits:	**$ 156,600**
			Totals:	**$ 447,900**

Workload Measures:	Fiscal Year 2021	Fiscal Year 2022	Fiscal Year 2023
- Workstations and Laptops	167	154	174
- Servers	104	105	135
- Software Applications	22	26	25

Budget Summary:	Proposed 2025 Budget	Approved 2024 Budget	Proposed Increase (Decrease)	Percent Change
Personnel Services	$ 447,900	$ 402,500	$ 45,400	11.28%
Operating Expenses	$ 745,200	$ 500,000	$ 245,200	49.04%
Capital Outlay	$ 325,000	$ 325,000	$ -	0.00%
	$ 1,518,100	$ 1,227,500	$ 290,600	23.67%

RECORDING

FUNCTION:

The Florida Constitution provides that the Clerk of Court shall be responsible for recording all instruments authorized by law to be recorded in the Official Records of Monroe County.

DESCRIPTION/OBJECTIVES:

The Recording Division processes all documents that are recorded in the Official Records of Monroe County. The staff records documents and collects documentary and intangible taxes due to the State of Florida, Department of Revenue. The Recording Division also maintains a daily register of recorded documents and provides an index to the Official Records.

GOALS:

Public access to the Official Records Document Recording and Indexing System via the Clerk of Court's website has greatly enhanced the public usage of these records. An automated recording system allows the Clerk's Office to accept e-records from the general public and, in turn, accept credit cards as payment when a document is recorded for the County. The Clerk's Office will continue to evaluate its recording function and make improvements.

RECORDING

Departmental Allocated Position Authority	Positions 2024	Positions 2025	Positions Change	Budget Amount
Deputy Clerks	6.70	4.30	(2.40)	232,900
Subtotal:	6.70	4.30	(2.40)	**$ 232,900**
	Overtime/ Terminal Leave/Payouts			20,000
	COLA (5.0%)			11,700
			Total Salaries:	**$ 264,600**
	FICA, Retirement Contributions			51,700
	Life, Health & Workers' Compensation			89,900
			Total Fringe Benefits:	**$ 141,600**
			Totals:	**$ 406,200**

Workload Measures:	Fiscal Year 2021	Fiscal Year 2022	Fiscal Year 2023
- Documents Recorded	57,499	46,988	39,760
- Pages Recorded	199,087	149,875	114,398
- Marriage Licenses Issued	3,363	2,626	2,369

Budget Summary:	Proposed 2025 Budget	Approved 2024 Budget	Proposed Increase (Decrease)	Percent Change
Personnel Services	$ 406,200	$ 610,300	$ (204,100)	-33.44%
Operating Expenses	$ 59,100	$ 59,100	$ -	
Capital Outlay	$ -	$ -	$ -	
	$ 465,300	$ 669,400	$ (204,100)	-30.49%

RECORDS MANAGEMENT

FUNCTION:

The Florida Constitution provides that the Clerk of Court is responsible for the maintenance and protection of public records under his stewardship.

DESCRIPTION/OBJECTIVES:

The Records Management Division processes all Official Records, court records, and other miscellaneous records with imaging technology. Records are maintained until the retention period has been met. Once the retention period is met, the records are scanned and subsequently destroyed. In addition, the department provides Official Record document images and indexes to the public.

GOALS:

New documents filed in Monroe County court cases are redacted as required by Florida Statutes. The Official Records for 1985-1996 have been redacted by an outside vendor. The Court Record redaction software redacts sensitive information that is prohibited from being publicly available from official records. Preservation of historical court records was maintained by converting these files into electronic or another format.

RECORDS MANAGEMENT

Departmental Positions	Positions 2024	Positions 2025	Positions Change	Budget Amount
Deputy Clerks	1.00	-	(1.00)	-
Subtotal:	1.00	-	(1.00)	**$ -**
	Overtime/ Terminal Leave/Payouts			-
	COLA (5.0%)			-
			Total Salaries:	**$ -**
	FICA, Retirement Contributions			-
	Life, Health & Workers' Compensation			-
			Total Fringe Benefits:	**$ -**
			Totals:	**$ -**

Workload Measures:	Fiscal Year 2021	Fiscal Year 2022	Fiscal Year 2023
- Pages Microfilmed	198,971	166,261	N/A
- Efiled Cases	23,045	21,294	16,677

Budget Summary:	Proposed 2025 Budget	Approved 2024 Budget	Proposed Increase (Decrease)	Percent Change
Personnel Services	$ -	$ 125,500	$ (125,500)	-100.00%
Operating Expenses	$ 50,000	$ 50,000	$ -	
Capital Outlay	$ -	$ -	$ -	
	$ 50,000	$ 175,500	$ (125,500)	-71.51%

COURT-RELATED CLERK FUNCTIONS
COUNTY-FUNDED CLERK OF COURT OPERATIONS

Salary Increases and Related Fringe Benefits			
DIRECT COSTS	***Prior Year Funding***	***FY 2025***	***Total***
Circuit Court Juvenile	46,000	2,000	48,000
Circuit Court Civil	138,600	18,200	156,800
Circuit Court Criminal	187,500	30,200	217,700
Circuit Court Family	40,600	7,300	47,900
Circuit Court Probate	53,800	17,600	71,400
County Court Civil	78,800	16,700	95,500
County Court Criminal	178,400	21,800	200,200
County Court Traffic	245,200	44,400	289,600
Jury Management	32,400	5,600	38,000
TOTAL DIRECT COSTS:	**1,001,300**	**163,800**	**1,165,100**
INDIRECT COSTS			
Administration	249,600	71,200	320,800
Records Management	11,200	-	11,200
TOTAL INDIRECT COSTS:	**260,800**	**71,200**	**332,000**
TOTAL COSTS:	**1,262,100**	**235,000**	**1,497,100**

Employee Benefits				
DIRECT COSTS	***Health Ins***	***Workers' Comp***	***Risk Mgt***	***Total***
Circuit Court Juvenile	10,200	300	700	**11,200**
Circuit Court Civil	125,400	2,900	2,000	**130,300**
Circuit Court Criminal	174,300	4,700	3,300	**182,300**
Circuit Court Family	42,800	1,200	900	**44,900**
Circuit Court Probate	120,300	2,800	700	**123,800**
County Court Civil	117,200	2,700	1,800	**121,700**
County Court Criminal	147,800	3,500	2,700	**154,000**
County Court Traffic	283,300	7,000	3,500	**293,800**
Jury Management	32,700	900	400	**34,000**
TOTAL DIRECT COSTS:	**1,054,000**	**26,000**	**16,000**	**1,096,000**
INDIRECT COSTS				
Administration	214,000	22,300	3,700	**240,000**
Records Management	-	-	400	**400**
TOTAL INDIRECT COSTS:	**214,000**	**22,300**	**4,100**	**240,400**
TOTAL COSTS:	**1,268,000**	**48,300**	**20,100**	**1,336,400**

Statutory Obligations				
DIRECT COSTS	***Phones***	***Computers***	***Equip/ Leases***	***Total***
- Circuit Court Juvenile	200	10,340	1,150	**11,690**
- Circuit Court Civil	300	25,850	1,720	**27,870**
- Circuit Court Criminal	600	5,170	3,450	**9,220**
- Circuit Court Family	100	7,755	575	**8,430**
- Circuit Court Probate	100	7,755	575	**8,430**
- County Court Civil	600	51,700	3,450	**55,750**
- County Court Criminal	600	51,700	3,450	**55,750**
- County Court Traffic	800	51,700	4,600	**57,100**
- Jury Management	100	5,170	575	**5,845**
TOTAL DIRECT COSTS:	**3,400**	**217,140**	**19,545**	**240,085**
INDIRECT COSTS				
- Administration	100	5,170	1,150	**6,420**
- Records Management	300	15,510	6,500	**22,310**
TOTAL INDIRECT COSTS:	**400**	**20,680**	**7,650**	**28,730**
TOTAL COSTS:	**3,800**	**237,820**	**27,195**	**268,815**

SUMMARY OF CLERK FULL-TIME EQUIVALENT POSITIONS

Non-Court Related	# OF FTE	
Clerk to BOCC	23.50	
Internal Audit	4.00	
Information Systems	2.00	
Recording	4.30	
Records Management	-	
TDC	1.00	
Total Non-Court FTEs	**34.80**	**34.46%**
Court Related FTEs	61.20	**60.59%**
Records Modernization FTEs	5.00	**4.95%**
Total Clerk FTEs	**101.00**	**100.00%**
FTEs providing Direct Service	95.00	94.06%
FTEs providing Indrect Service	6.00	5.94%
Total Clerk Positions	**101.00**	**100.00%**

OTHER CLERK FUNDING SOURCES

PUBLIC RECORDS MODERNIZATION TRUST FUND

	Florida Stats. 28.24(12)(d)	Florida Stats. 28.24(12)(e)(1)
Revenues		
Recording Fees	56,855	164,346
Interest Income	27,800	111,400
Cash Carry Forward	1,040,777	2,468,552
Total Revenues	1,125,432	2,744,298
Expenditures		
Personnel Services	430,000	
Operating Expenses	125,000	900,000
Equipment		
Contingency		
Reserves		
Total Expenditures	555,000	900,000
Estimated ending balance	570,432	1,844,298

The Public Records ModernizationTrust Fund is authorized by Florida Statutes Section 28.24 (12)(d) and (e). The use of these funds is restricted as follows:

- Public Records Modernization Trust Funds [Florida Statute 28.24(12)(d)] are to be used for equipment, maintenance, personnel training, and technical assistance in modernizing the public records system of the Clerk's Office.

- Public Records Court Technology Funds [Florida Statute 28.24(12)(e)(1)] are to be used exclusively for the operation and support of an integrated computer system for judicial agencies and to support the operations and maintenance of the state court system.

FOR INFORMATIONAL PURPOSES ONLY

FY25 Proposed Budget

Sheriff's Office

MONROE COUNTY SHERIFF'S OFFICE
RICHARD A. RAMSAY, SHERIFF

May 31, 2024

Honorable Members
Monroe County Board of Commissioners
500 Whitehead Street
Key West, FL 33040

Dear Commissioners:

Pursuant to Florida Statute 30.49, I am required to prepare and submit a budget request to the Board of County Commissioners to meet the responsibilities of my Office. Enclosed please find the budget request for the Office of Sheriff for Fiscal Year 2024-2025.

The requested Public Safety Budget for fiscal year 2024-2025 is $70,997,191. This request represents an increase of 5.14% over the previous year.

This budget includes the following:

- Salary increases which average 7% for union personnel per the collective bargaining agreement.
- Salary increases of 5% for all non-bargaining unit personnel.
- An increase of $711,117 in retirement contributions to the state.
- An increase in operating expenses of $790,850.

Also, included in this document are separate budgets for the Sheriff's Office portion of the Trauma Star program and the Emergency Communications Department. The budget for the Trauma Star program for fiscal year 2024-2025 is $6,969,152. This request represents an increase of $516,005 over last year. The budget request for the Trauma Star program contains the following:

- A 5% salary increase for all Trauma Star pilots and mechanics.
- An increase in operating expenses of $320,000, which is primarily due to an increase in the insurance costs for the new aircraft.

The budget request for the Emergency Communications Department for the fiscal year 2024-2025 is $1,277,139. This request represents an increase of $389,911 over the previous year. This budget contains the following:

- A 5% salary increase for all Emergency Communications employees.
- An increase in operating expenses of $375,000.

Please feel free to contact me if I can provide you with any additional information.

Sincerely,

Richard A. Ramsay
Sheriff of Monroe County

Monroe County Sheriff's Office
Budget Request for Fiscal Year 2024 - 2025

TABLE OF CONTENTS

ADMINISTRATIVE SECTION

1-4	Budget Certificate

PUBLIC SAFETY SECTION

5	Sheriff's Office Organizational Chart
6	Public Safety Budget (PSB) By Function
7	Regional vs Municipal - Two Year Comparison
8	Regional – Two Year Comparison
9	Two Year Comparison - Unincorporated
10	Two Year Comparison - City of Marathon
11	Two Year Comparison – Islamorada Village of Islands
12	PSB - Two Year Comparison
13	PSB - Five Year Comparison

LAW ENFORCEMENT SECTION

14	Bureau of Law Enforcement Organizational Chart
15	Bureau of Administration Organizational Chart
16	Law Enforcement Budget (LEB) - Two Year Comparison
17	LEB - Five Year Comparison
18-19	LEB - Positions by Section

CORRECTIONS SECTION

20	Bureau of Corrections Organizational Chart
21	CB - Two Year Comparison
22	CB - Five Year Comparison
23	CB Positions by Section

Monroe County Sheriff's Office
Budget Request for Fiscal Year 2024 - 2025

TABLE OF CONTENTS
PAGE 2

COURT SECURITY SECTION

24	Court Security Organizational Chart
25	CS - Two Year Comparison
26	CS - Five Year Comparison
27	CS Positions by Section

TRAUMA STAR SECTION

28	Trauma Star Organizational Chart
29	Trauma Star - Two Year Comparison

EMERGENCY COMMUNICATIONS SECTION

30	Emergency Communications Organizational Chart
31	Emergency Communications - Two Year Comparison



MONROE COUNTY SHERIFF'S OFFICE
RICHARD A. RAMSAY, SHERIFF

May 29, 2024

MONROE COUNTY SHERIFF'S OFFICE

BUDGET CERTIFICATE
FISCAL YEAR 2024-2025

As required by Chapter 30.49(2)(a), I certify that the proposed budget expenditures is reasonable and necessary for the proper and efficient operations of the Sheriff's Office of Monroe County, Florida, for the fiscal year beginning October 1, 2024, and ending September 30, 2025.

The functional distribution is as follows:

LAW ENFORCEMENT

.10	Personal Services	$ 32,703,650
.30	Operating Expenses	4,739,584
.60	Capital Outlay	1,209,971
.90	Other Uses	140,000
	TOTAL	$ 38,793,205

CORRECTIONS

.10	Personal Services	$ 20,929,398
.30	Operating Expenses	8,538,602
.60	Capital Outlay	75,000
.90	Other Uses	-
	TOTAL	$ 29,543,000

BUDGET CERTIFICATE
FISCAL YEAR 2024-2025

COURT SECURITY

.10	Personal Services	$ 2,604,471
.30	Operating Expenses	56,515
.60	Capital Outlay	-
.90	Contingency	-
	TOTAL	$ 2,660,986

PUBLIC SAFETY

.10	Personal Services	$ 56,237,519
.30	Operating Expenses	13,334,701
.60	Capital Outlay	1,284,971
.90	Contingency	140,000
	TOTAL	$ 70,997,191

Respectfully submitted,

Richard A. Ramsay
Sheriff of Monroe County

MONROE COUNTY SHERIFF'S OFFICE
RICHARD A. RAMSAY, SHERIFF

May 29, 2024

MONROE COUNTY SHERIFF'S OFFICE

BUDGET CERTIFICATE
FISCAL YEAR 2024-2025

As required by Chapter 30.49(2)(a), I certify that the proposed budget expenditures is reasonable and necessary for the proper and efficient operations of the Sheriff's Office of Monroe County, Florida, for the fiscal year beginning October 1, 2024, and ending September 30, 2025.

The functional distribution is as follows:

Trauma Star

.10	Personal Services	$ 2,426,078
.30	Operating Expenses	4,528,074
.60	Capital Outlay	15,000
.90	Contingency	-
	TOTAL	$ 6,969,152

Radio Communications

.10	Personal Services	$ 278,111
.30	Operating Expenses	991,028
.60	Capital Outlay	8,000
.90	Contingency	-
	TOTAL	$ 1,277,139

BUDGET CERTIFICATE
FISCAL YEAR 2024-2025

PUBLIC SAFETY

.10	Personal Services	$ 2,704,189
.30	Operating Expenses	5,519,102
.60	Capital Outlay	23,000
.90	Contingency	-
	TOTAL	$ 8,246,291

Respectfully submitted,

Richard A. Ramsay
Sheriff of Monroe County

Public Safety Budget
Fiscal Year 2024 - 2025

*Law Enforcement

*Corrections

*Court Security



MONROE COUNTY SHERIFF'S OFFICE
ORGANIZATIONAL CHART



SHERIFF

- Sheriff's Aide
- General Counsel
  - Legal Assistant

UNDERSHERIFF

- Animal Farm / Landscaping
- Inspector General
  - Media Relations
- Training
- Internal Affairs
- Professional Standards / Staff Inspections

LIEUTENANT COLONEL

- Airport Security

Bureau of Administration — Chief

- Finance Executive Director
- Records Director (Central / Warrants/ Main Jail)
- Property & Evidence Director
- Grants Administration/ Risk Management
- Aviation Director
- Information Management Executive Director
- Emergency Communications Director
- Human Resources Executive Director
- Aviation Maintenance Director

Bureau of Law Enforcement — Major

- District One (Lower Keys) Commander
- District Six (Islamorada) Commander
- Major Crimes, Special Operations & VOCA
- Communications
- Reserve Unit Commander
- Bomb
- DIVE Team
- District Four/Five (Middle Keys) Commander
- District Seven (Upper Keys/Ocean Reef) Commander
- Intelligence, Civil & Court Security
- Juvenile Diversion Supervisor
- School Security
- SWAT
- CRISIS TEAM

Bureau of Corrections — Major

- Operations Commander
- Key West Security
- Marathon Site Commander
- Plantation Key Site Commander
- Accreditation
- Financial Assistant
- Support Services Commander
- Maintenance
- Inmate Services
- Classification
- Food Services
- PREA Coordinator
- Programs Director
- Commissary
- Work Release
- Visitation

Updated: February 8, 2024

29-May-24

Updated by: Jill Cranney-Black
PUBLIC SAFETY - BUDGET
BREAKDOWN BY FUNCTION

	TOTAL LAW ENFORCEMENT 521	TOTAL CORRECTIONS 523	TOTAL COURT SECURITY 516	TOTAL
PERSONNEL SERVICES				
Headcount	280.0	175.0	21.0	476.0
Executive Salary	181,662	-	-	181,662
Regular Salaries	23,403,491	13,924,105	1,840,187	39,167,783
Overtime	618,783	1,262,252	12,888	1,893,923
Incentive	122,876	49,559	12,120	184,554
Employer Taxes	1,863,679	1,166,050	142,687	3,172,416
Retirement Contribution	6,439,159	4,515,116	595,289	11,549,565
Life & Health Insurance	39,000	5,750	1,300	46,050
Unemployment Compensation	35,000	6,566	-	41,566
Total Personnel Services	32,703,650	20,929,398	2,604,471	56,237,519
OPERATING EXPENSES				
Expenses Other Than Salaries	-	-	-	-
Professional Services	54,650	5,041,529	5,100	5,101,279
Other Contractual Services	360,350	42,000	-	402,350
Investigations	30,000	-	-	30,000
Travel & Per Diem	53,000	15,172	1,000	69,172
Communications	292,500	22,000	-	314,500
Freight & Postage	20,400	5,000	-	25,400
Utility Services	105,000	1,525,000	-	1,630,000
Rentals	125,200	-	-	125,200
Insurance	560,600	170,000	27,000	757,600
Repairs & Maintenance	1,504,041	230,000	15,000	1,749,041
Printing	6,400	-	-	6,400
Advertising	7,400	-	-	7,400
Office Supplies	107,550	30,000	1,000	138,550
Operating Supplies	1,363,493	1,419,901	7,000	2,790,394
Books/Subscriptions/Memberships	29,000	3,000	-	32,000
Tuition	45,000	5,000	-	50,000
Training	75,000	30,000	415	105,415
Total Operating Expenses	4,739,584	8,538,602	56,515	13,334,701
CAPITAL OUTLAY				
Other Building Improvements	-	25,000	-	25,000
Automobiles/Machinery/Equip.	1,209,971	50,000	-	1,259,971
Total Capital Outlay	1,209,971	75,000	-	1,284,971
OTHER USES				
Aids to Government Agencies	-	-	-	-
Aids to Private Organizations	-	-	-	-
Intragovernmental Transfers	140,000	-	-	140,000
Total Other Uses	140,000	-	-	140,000
TOTAL	38,793,205	29,543,000	2,660,986	70,997,191

29-May-24

Updated by: Jill Cranney-Black
BUDGET - PUBLIC SAFETY
2 YEAR COMPARISON FOR FYE 2024 TO FYE 2025

	ADOPTED BUDGET FYE 2024	PROPOSED BUDGET FYE 2025	DIFFERENCE + OR (-)
PERSONNEL SERVICES			
Headcount	476.0	476.0	-
Executive Salary	173,679	181,662	7,983
Regular Salaries	37,382,498	39,167,783	1,785,285
Overtime	1,804,737	1,893,923	89,186
Incentive	237,853	184,554	(53,299)
Employer Taxes	3,032,485	3,172,416	139,930
Retirement Contribution	10,838,448	11,549,565	711,117
Life & Health Insurance	46,050	46,050	-
Unemployment Compensation	41,566	41,566	-
Total Personnel Services	53,557,316	56,237,519	2,680,203
OPERATING EXPENSES			
Expenses Other Than Salaries	-	-	-
Professional Services	4,626,279	5,101,279	475,000
Other Contractual Services	402,350	402,350	-
Investigations	30,000	30,000	-
Travel & Per Diem	69,172	69,172	-
Communications	314,500	314,500	-
Freight & Postage	25,400	25,400	-
Utility Services	1,630,000	1,630,000	-
Rentals	125,200	125,200	-
Insurance	702,000	757,600	55,600
Repairs & Maintenance	1,538,791	1,749,041	210,250
Printing	6,400	6,400	-
Advertising	7,400	7,400	-
Office Supplies	138,550	138,550	-
Operating Supplies	2,740,394	2,790,394	50,000
Books/Subscriptions/Memberships	32,000	32,000	-
Tuition	50,000	50,000	-
Training	105,415	105,415	-
Total Operating Expenses	12,543,851	13,334,701	790,850
CAPITAL OUTLAY			
Other Building Improvements	25,000	25,000	-
Automobiles/Machinery/Equip.	1,259,971	1,259,971	-
Total Capital Outlay	1,284,971	1,284,971	-
OTHER USES			
Aids to Government Agencies	-	-	-
Aids to Private Organizations	-	-	-
Intragovernmental Transfers	140,000	140,000	-
Total Other Uses	140,000	140,000	-
TOTAL	67,526,138	70,997,191	3,471,053
			5.14%

29-May-24

Updated by: Jill Cranney-Black
BUDGET - REGIONAL
2 YEAR COMPARISON FOR FYE 2024 TO FYE 2025

	ADOPTED BUDGET FYE 2024	PROPOSED BUDGET FYE 2025	DIFFERENCE + OR (-)
PERSONNEL SERVICES			
Headcount	401.0	401.0	-
Executive Salary	173,679	181,662	7,983
Regular Salaries	31,417,746	32,930,900	1,513,155
Overtime	1,555,637	1,632,368	76,731
Incentive	196,215	144,476	(51,739)
Employer Taxes	2,553,940	2,672,219	118,279
Retirement Contribution	8,891,433	9,478,233	586,799
Life & Health Insurance	39,250	39,250	-
Unemployment Compensation	41,566	41,566	-
Total Personnel Services	44,869,466	47,120,674	2,251,208
OPERATING EXPENSES			
Expenses Other Than Salaries	-	-	-
Professional Services	4,609,629	5,084,629	475,000
Other Contractual Services	402,000	402,000	-
Investigations	30,000	30,000	-
Travel & Per Diem	65,672	65,672	-
Communications	277,000	277,000	-
Freight & Postage	25,000	25,000	-
Utility Services	1,630,000	1,630,000	-
Rentals	125,200	125,200	-
Insurance	544,000	564,600	20,600
Repairs & Maintenance	1,173,100	1,323,100	150,000
Printing	6,400	6,400	-
Advertising	7,400	7,400	-
Office Supplies	131,000	131,000	-
Operating Supplies	2,441,740	2,491,740	50,000
Books/Subscriptions/Memberships	31,000	31,000	-
Tuition	50,000	50,000	-
Training	99,415	99,415	-
Total Operating Expenses	11,648,556	12,344,156	695,600
CAPITAL OUTLAY			
Other Building Improvements	25,000	25,000	-
Automobiles/Machinery/Equip.	633,806	633,806	-
Total Capital Outlay	658,806	658,806	-
OTHER USES			
Aids to Government Agencies	-	-	-
Aids to Private Organizations	-	-	-
Intragovernmental Transfers	140,000	140,000	-
Total Other Uses	140,000	140,000	-
TOTAL	57,316,828	60,263,636	2,946,808
			5.14%

29-May-24

Updated by: Jill Cranney-Black
BUDGET - UNINCORPORATED
2 YEAR COMPARISON FOR FYE 2024 TO FYE 2025

	ADOPTED BUDGET FYE 2024	PROPOSED BUDGET FYE 2025	DIFFERENCE + OR (-)
PERSONNEL SERVICES			
Headcount	40	40	-
Regular Salaries	3,082,997	3,196,614	113,617
Overtime	120,150	126,158	6,007
Incentive	20,399	18,479	(1,920)
Employer Taxes	246,601	255,606	9,004
Retirement Contribution	993,273	1,047,562	54,289
Life & Health Insurance	3,400	3,400	-
Unemployment Compensation	-	-	-
Total Personnel Services	4,466,821	4,647,818	180,998
OPERATING EXPENSES			
Expenses Other Than Salaries	-	-	-
Professional Services	8,200	8,200	-
Other Contractual Services	-	-	-
Investigations	-	-	-
Travel & Per Diem	-	-	-
Communications	20,000	20,000	-
Freight & Postage	100	100	-
Utility Services	-	-	-
Rentals	-	-	-
Insurance	80,000	95,000	15,000
Repairs & Maintenance	210,500	245,500	35,000
Printing	-	-	-
Advertising	-	-	-
Office Supplies	3,200	3,200	-
Operating Supplies	192,359	192,359	-
Books/Subscriptions/Memberships	-	-	-
Tuition	-	-	-
Training	-	-	-
Total Operating Expenses	514,359	564,359	50,000
CAPITAL OUTLAY			
Other Building Improvements	-	-	-
Automobiles/Machinery/Equip.	348,688	348,688	-
Total Capital Outlay	348,688	348,688	-
OTHER USES			
Aids to Government Agencies	-	-	-
Aids to Private Organizations	-	-	-
Intragovernmental Transfers	-	-	-
Total Other Uses	-	-	-
TOTAL	5,329,868	5,560,865	230,998
			4.33%

29-May-24

Updated by: Jill Cranney-Black
BUDGET - MARATHON
2 YEAR COMPARISON FOR FYE 2024 TO FYE 2025

	ADOPTED BUDGET FYE 2024	PROPOSED BUDGET FYE 2025	DIFFERENCE + OR (-)
PERSONNEL SERVICES			
Headcount	17	17	-
Executive Salary	-	-	-
Regular Salaries	1,306,384	1,375,341	68,956
Overtime	50,461	52,984	2,523
Incentive	8,640	8,400	(240)
Employer Taxes	104,460	109,909	5,450
Retirement Contribution	432,842	463,497	30,655
Life & Health Insurance	1,400	1,400	-
Unemployment Compensation	-	-	-
Total Personnel Services	1,904,187	2,011,531	107,344
OPERATING EXPENSES			
Expenses Other Than Salaries	-	-	-
Professional Services	3,700	3,700	-
Other Contractual Services	350	350	-
Investigations	-	-	-
Travel & Per Diem	2,000	2,000	-
Communications	8,000	8,000	-
Freight & Postage	200	200	-
Utility Services	-	-	-
Rentals	-	-	-
Insurance	35,000	45,000	10,000
Repairs & Maintenance	75,800	87,800	12,000
Printing	-	-	-
Advertising	-	-	-
Office Supplies	2,300	2,300	-
Operating Supplies	94,110	94,110	-
Books/Subscriptions/Memberships	-	-	-
Tuition	-	-	-
Training	4,000	4,000	-
Total Operating Expenses	225,460	247,460	22,000
CAPITAL OUTLAY			
Other Building Improvements	-	-	-
Automobiles/Machinery/Equip.	133,308	133,308	-
Total Capital Outlay	133,308	133,308	-
OTHER USES			
Aids to Government Agencies	-	-	-
Aids to Private Organizations	-	-	-
Intragovernmental Transfers	-	-	-
Total Other Uses	-	-	-
TOTAL SHERIFF'S BUDGET	2,262,955	2,392,299	129,344
COUNTY COSTS:*			
- Health Insurances	229,248	229,248	-
- Worker's Compensation	37,688	33,566	(4,122)
- County Allocation	-	-	-
Total County Expenses	266,936	262,814	(4,122)
***Estimates**			
TOTAL BUDGET	2,529,891	2,655,112	125,221
			4.95%

29-May-24

Updated by: Jill Cranney-Black
BUDGET - ISLAMORADA
2 YEAR COMPARISON FOR FYE 2024 TO FYE 2025

	ADOPTED BUDGET FYE 2024	PROPOSED BUDGET FYE 2025	DIFFERENCE + OR (-)
PERSONNEL SERVICES			
Headcount	18.0	18.0	-
Executive Salary	-	-	-
Regular Salaries	1,575,371	1,664,929	89,558
Overtime	78,489	82,413	3,925
Incentive	12,600	13,199	600
Employer Taxes	127,484	134,681	7,197
Retirement Contribution	520,899	560,273	39,374
Life & Health Insurance	2,000	2,000	-
Unemployment Compensation	-	-	-
Total Personnel Services	2,316,842	2,457,496	140,654
OPERATING EXPENSES			
Expenses Other Than Salaries	-	-	-
Professional Services	4,750	4,750	-
Other Contractual Services	-	-	-
Investigations	-	-	-
Travel & Per Diem	1,500	1,500	-
Communications	9,500	9,500	-
Freight & Postage	100	100	-
Utility Services	-	-	-
Rentals	-	-	-
Insurance	43,000	53,000	10,000
Repairs & Maintenance	79,391	92,641	13,250
Printing	-	-	-
Advertising	-	-	-
Office Supplies	2,050	2,050	-
Operating Supplies	12,185	12,185	-
Books/Subscriptions/Memberships	1,000	1,000	-
Tuition	-	-	-
Training	2,000	2,000	-
Total Operating Expenses	155,476	178,726	23,250
CAPITAL OUTLAY			
Other Building Improvements	-	-	-
Automobiles/Machinery/Equip.	144,169	144,169	-
Total Capital Outlay	144,169	144,169	-
OTHER USES			
Aids to Government Agencies	-	-	-
Aids to Private Organizations	-	-	-
Intragovernmental Transfers	-	-	-
Total Other Uses	-	-	-
TOTAL SHERIFF'S BUDGET	2,616,487	2,780,391	163,904
COUNTY COSTS:*			
- Health Insurances	257,904	257,904	-
- Worker's Compensation	42,708	41,383	(1,325)
- County Allocation	-	-	-
Total County Expenses	300,612	299,287	(1,325)
***Estimates**			
TOTAL BUDGET	2,917,099	3,079,678	162,579
			5.57%

Updated by: Jill Cranney-Black
BUDGET- REGIONAL - PUBLIC SAFETY
2 YEAR COMPARISON FOR FYE 2024 TO FYE 2025

		Total	Unincorporated	Less: Marathon	Islamorada	Regional
PERSONNEL SERVICES						
Headcount						
FYE 2025		476.0	40.0	17.0	18.0	401.0
FYE 2024		476.0	40.0	17.0	18.0	401.0
	Increase (Decrease)	-	-	-	-	-
Total Personal Services						
FYE 2025		56,237,519	4,647,818	2,011,531	2,457,496	47,120,674
FYE 2024		53,557,316	4,466,821	1,904,187	2,316,842	44,869,466
	Increase (Decrease)	2,680,203	180,998	107,344	140,654	2,251,208
Total Operating Expenses						
FYE 2025		13,334,701	564,359	247,460	178,726	12,344,156
FYE 2024		12,543,851	514,359	225,460	155,476	11,648,556
	Increase (Decrease)	790,850	50,000	22,000	23,250	695,600
Total Capital Outlay						
FYE 2025		1,284,971	348,688	133,308	144,169	658,806
FYE 2024		1,284,971	348,688	133,308	144,169	658,806
	Increase (Decrease)	-	-	-	-	-
Total Other Uses						
FYE 2025		140,000	-	-	-	140,000
FYE 2024		140,000	-	-	-	140,000
	Increase (Decrease)	-	-	-	-	-
TOTAL						
FYE 2025		70,997,191	5,560,865	2,392,299	2,780,391	60,263,636
FYE 2024		67,526,138	5,329,868	2,262,955	2,616,487	57,316,828
	Increase (Decrease)	3,471,053	230,998	129,344	163,904	2,946,808

29-May-24

Updated by: Jill Cranney-Black
BUDGET - PUBLIC SAFETY
FIVE YEAR EXPENDITURE COMPARISON
FY 2021 - FY 2025

	Adopted FY 2021	Adpoted FY 2022	Adopted FY 2023	Adopted FY 2024	Proposed Budget FY 2025
PERSONNEL SERVICES					
Executive Salary	127,733	133,672	158,918	173,679	181,662
Regular Salaries	30,227,237	32,330,729	35,193,466	37,382,498	39,167,783
Overtime	1,501,244	1,576,306	1,686,671	1,804,737	1,893,923
Incentive	232,573	237,013	239,293	237,853	184,554
Employer Taxes	2,457,972	2,625,425	2,854,973	3,032,485	3,172,416
Retirement Contribution	6,822,923	7,685,965	8,970,746	10,838,448	11,549,565
Life & Health Insurance	46,050.00	46,050	46,050	46,050	46,050
Unemployment Compensation	41,566	41,566	41,566	41,566	41,566
Total Personnel Services	41,457,298	44,676,727	49,191,683	53,557,316	56,237,519
OPERATING EXPENSES					
Expenses Other Than Salaries	-	-	-	-	-
Professional Services	3,726,279	3,726,279	4,476,279	4,626,279	5,101,279
Other Contractual Services	202,350	202,350	302,350	402,350	402,350
Investigations	30,000	30,000	30,000	30,000	30,000
Travel & Per Diem	69,172	69,172	69,172	69,172	69,172
Communications	314,500	314,500	314,500	314,500	314,500
Freight & Postage	25,400	25,400	25,400	25,400	25,400
Utility Services	1,530,000	1,530,000	1,530,000	1,630,000	1,630,000
Rentals	125,200	125,200	125,200	125,200	125,200
Insurance	556,050	556,050	556,050	702,000	757,600
Repairs & Maintenance	1,126,891	1,126,891	1,391,891	1,538,791	1,749,041
Printing	6,400	6,400	6,400	6,400	6,400
Advertising	7,400.00	7,400	7,400	7,400	7,400
Office Supplies	138,550	138,550	138,550	138,550	138,550
Operating Supplies	2,480,394	2,480,394	2,680,394	2,740,394	2,790,394
Books/Subscriptions/Memberships	32,000.00	32,000	32,000	32,000	32,000
Tuition	50,000.00	50,000	50,000	50,000	50,000
Training	105,415	105,415	105,415	105,415	105,415
Total Operating Expenses	10,526,001	10,526,001	11,841,001	12,543,851	13,334,701
CAPITAL OUTLAY					
Other Building Improvements	25,000	25,000	25,000	25,000	25,000
Automobiles/Machinery/Equipment	1,049,971	1,049,971	1,259,971	1,259,971	1,259,971
Total Capital Outlay	1,074,971	1,074,971	1,284,971	1,284,971	1,284,971
OTHER USES					
Aids to Government Agencies	-	-	-	-	-
Aids to Private Organizations	-	-	-	-	-
Intragovernmental Transfers	140,000	140,000	140,000	140,000	140,000
Total Other Uses	140,000	140,000	140,000	140,000	140,000
TOTAL	53,198,270	56,417,699	62,457,655	67,526,138	70,997,191
	2.87%	6.05%	10.71%	8.12%	5.14%

Law Enforcement Budget
Fiscal Year 2024 - 2025

COMPONENTS:

*Finance
*Information Systems
*Property & Evidence
*Central Records / Warrants / Detention Records
*Professional Standards
*Media Relations
*Criminal Investigations
*Major Crimes
*Communications
*Training
*Airport Security
*Human Resources
*Risk Management
*Civil
*Internal Affairs
*School Resources
*Road Patrol
*Special Operations
*Juvenile Diversion
*Intelligence
*Victim Advocates



Bureau of Law Enforcement Organizational Chart

Major
Bureau of Law Enforcement

- Commander of School Security
  - School Resource Officers (SRO)
- Captain/Commander Reserves
- Communications
- Specialty Team Commanders

- Captain/Commander District One
  - Administrative
  - Patrol
  - Criminal Investigations
  - Crime Scene
- Captain/Commander District Four/Five
  - Administrative
  - Patrol
  - Criminal Investigations
- Captain/Commander District Six
  - Administrative
  - Patrol
- Captain/Commander District Seven
  - Administrative
  - Patrol
  - Criminal Investigations
  - Ocean Reef
  - Crime Scene
- Director
  - Special Operations
  - Major Crimes
  - Traffic Enforcement
  - Victim Advocates
  - HIDTA
- Lieutenant
  - Homeland Security Intelligence
  - Court Security Key West
  - Court Security Marathon
  - Court Security Plantation Key
  - Crime Analysis
  - Civil

Updated: February 8, 2024

Bureau of Administration Organizational Chart



Bureau of Administration Chief

- Grants Administration/ Risk Management

- Finance Executive Director
  - Bonds
  - Payroll
  - Supply
  - Purchasing
  - Fleet
  - Inventory
  - Accounting
  - HIDTA Grant
- Records Director
  - Records: Central & Jail
  - Warrants
  - Inmate Property
  - Expungement
  - Main Control Support
  - Uniform Crime Reporting
- Information Systems Director
  - Computer Systems
- Emergency Communications Director
  - Radios Maintenance
  - 911 Database Coordinator
- Aviation Director
  - Pilots
- Aviation Maintenance Director
  - Aviation Fleet
- Human Resources Executive Director
  - Personnel
  - Backgrounds
  - Switchboard
- Evidence & Property Director
  - Central Evidence & Property
  - Satellite Evidence & Property

Updated: February 26, 2021

29-May-24

Updated by: Jill Cranney-Black
BUDGET - LAW ENFORCEMENT
2 YEAR COMPARISON FOR FYE 2024 TO FYE 2025

	ADOPTED BUDGET FYE 2024	PROPOSED BUDGET FYE 2025	DIFFERENCE + OR (-)
PERSONNEL SERVICES			
Headcount	280.0	280.0	-
Executive Salary	173,679	181,662	7,983
Regular Salaries	22,292,139	23,403,491	1,111,352
Overtime	590,318	618,783	28,465
Incentive	123,475	122,876	(599)
Employer Taxes	1,775,918	1,863,679	87,761
Retirement Contribution	6,000,704	6,439,159	438,456
Life & Health Insurance	39,000	39,000	-
Unemployment Compensation	35,000	35,000	-
Total Personnel Services	31,030,232	32,703,650	1,673,418
OPERATING EXPENSES			
Expenses Other Than Salaries	-	-	-
Professional Services	54,650	54,650	-
Other Contractual Services	360,350	360,350	-
Investigations	30,000	30,000	-
Travel & Per Diem	53,000	53,000	-
Communications	292,500	292,500	-
Freight & Postage	20,400	20,400	-
Utility Services	105,000	105,000	-
Rentals	125,200	125,200	-
Insurance	520,000	560,600	40,600
Repairs & Maintenance	1,303,791	1,504,041	200,250
Printing	6,400	6,400	-
Advertising	7,400	7,400	-
Office Supplies	107,550	107,550	-
Operating Supplies	1,363,493	1,363,493	-
Books/Subscriptions/Memberships	29,000	29,000	-
Tuition	45,000	45,000	-
Training	75,000	75,000	-
Total Operating Expenses	4,498,734	4,739,584	240,850
CAPITAL OUTLAY			
Other Building Improvements	-	-	-
Automobiles/Machinery/Equip.	1,209,971	1,209,971	-
Total Capital Outlay	1,209,971	1,209,971	-
OTHER USES			
Aids to Government Agencies	-	-	-
Aids to Private Organizations	-	-	-
Intragovernmental Transfers	140,000	140,000	-
Total Other Uses	140,000	140,000	-
TOTAL	36,878,937	38,793,205	1,914,268
			5.19%

29-May-24

Updated by: Jill Cranney-Black
BUDGET - LAW ENFORCEMENT
5 YEAR COMPARISON
FY 2021 - FY 2025

	Adopted FY 2021	Adopted FY 2022	Adopted FY 2023	Adopted FY 2024	Proposed FY 2025
PERSONNEL SERVICES					
Executive Salary	127,733	133,672	158,918	173,679	181,662
Regular Salaries	17,993,749	19,261,977	21,005,924	22,292,139	23,403,491
Overtime	491,034	515,586	551,699	590,318	618,783
Incentive	120,354	123,834	126,594	123,475	122,876
Employer Tax	1,435,742	1,535,360	1,673,677	1,775,918	1,863,679
Retirement Contribution	3,769,849	4,244,984	4,987,476	6,000,704	6,439,159
Life & Health Insurance	39,000	39,000	39,000	39,000	39,000
Unemployment Compensation	35,000	35,000	35,000	35,000	35,000
Total Personnel Services	24,012,461	25,889,413	28,578,289	31,030,232	32,703,650
OPERATING EXPENSES					
Expenses Other Than Salaries	-	-	-	-	-
Professional Services	54,650	54,650	54,650	54,650	54,650
Other Contractual Services	160,350	160,350	260,350	360,350	360,350
Investigations	30,000	30,000	30,000	30,000	30,000
Travel and Per Diem	53,000	53,000	53,000	53,000	53,000
Communications	292,500	292,500	292,500	292,500	292,500
Freight & Postage	20,400	20,400	20,400	20,400	20,400
Utility Services	105,000	105,000	105,000	105,000	105,000
Rentals	125,200	125,200	125,200	125,200	125,200
Insurance	441,050	441,050	441,050	520,000	560,800
Repairs & Maintenance	1,013,791	1,013,791	1,178,791	1,303,791	1,504,041
Printing	6,400	6,400	6,400	6,400	6,400
Advertising	7,400	7,400	7,400	7,400	7,400
Office Supplies	107,550	107,550	107,550	107,550	107,550
Operating Supplies	1,263,493	1,263,493	1,363,493	1,363,493	1,363,493
Books/Subscriptions/Memberships	29,000	29,000	29,000	29,000	29,000
Tuition	45,000	45,000	45,000	45,000	45,000
Training	75,000	75,000	75,000	75,000	75,000
Total Operating Expenses	3,829,784	3,829,784	4,194,784	4,498,734	4,739,584
CAPITAL OUTLAY					
Other Building Improvements	-	-	-	-	-
Automobiles/Machinery/Equipment	999,971	999,971	1,209,971	1,209,971	1,209,971
Total Capital Outlay	999,971	999,971	1,209,971	1,209,971	1,209,971
OTHER USES					
Aids to Government Agencies	-	-	-	-	-
Aids to Private Organizations	-	-	-	-	-
Intragovernmental Transfers	140,000	140,000	140,000	140,000	140,000
Total Other Uses	140,000	140,000	140,000	140,000	140,000
TOTAL	28,982,216	30,859,168	34,123,044	36,878,937	38,793,205
% Increase/(Decrease)	3.9%	6.5%	10.6%	8.1%	5.2%

29-May-24

Updated by: Jill Cranney-Black
BUDGET -- LAW ENFORCEMENT
BUDGETED POSITIONS BY SECTION
FYE 2024

	Section Number	Total Personnel	Sworn Personnel	Nonsworn Personnel
Office of the Sheriff	1000	1.9	1.0	0.9
Landscape Specialist	1004	0.5	-	0.5
Basic Law Enforcement Academy	1050	3.0	-	3.0
Bureau of Law Enforcement	1300	1.0	1.0	-
Inspector General's Office	1100	4.0	3.0	1.0
Accreditation	1140	3.0	2.0	1.0
Community Relation's Office				-
Public Information	1210	1.0	1.0	-
School Resource Officers	1240	2.0	3.0	(1.0)
Finance Office				-
Administration	1400	7.0	-	7.0
Fleet/Inventory/Supply	1410	4.0	-	4.0
Legal Review Office				-
Administration	1500	1.3	-	1.3
Civil	1510	6.0	3.0	3.0
Sector 1				
Administration	1310	4.0	2.0	2.0
Chief - Law Enforcement Operations	1355	2.0	1.0	1.0
Regional Service/ Road Patrol	1311	10.0	8.0	2.0
Marine Officer	1313	1.0	1.0	-
CIU	1319	5.0	6.0	(1.0)
Unincorporated Road Patrol	4100	18.0	18.0	-
Sector 4				
Administration	1320	2.0	2.0	-
Regional Service/ Road Patrol	1321	8.0	8.0	-
Communications	1322	22.0	1.0	21.0
Records	1325	2.0	-	2.0
CIU	1329	5.0	4.0	1.0
Marathon	4401	16.0	16.0	-
School Crossing Guard	4402	1.0	-	1.0
Sector 5				
Unincorporated Road Patrol	4500	3.0	3.0	-
Sector 6				-
Islamorada	4601	18.0	18.0	-
Regional Service/ Road Patrol	1328	2.0	2.0	-
Sector 7				-
Administration	1330	2.0	2.0	-
Regional Service/ Road Patrol	1331	10.0	8.0	2.0
Records	1335	2.0	-	2.0
CIU	1339	8.0	8.0	-
Unincorporated Road Patrol	4700	17.0	17.0	-
School Crossing Guard	4702	2.0	-	2.0
Division IV				
Administration	1340	1.0	-	1.0
Traffic	1341	9.0	9.0	-
Special Operations	1342	17.0	15.0	2.0
Homeland Security	1346	1.0	1.0	-
Aviation	1352	3.0	1.0	2.0
Administration	1350	1.9	-	1.9
Human Resources	1351	6.5	-	6.5
Property	1353	4.0	-	4.0
Information Management	1354	7.0	-	7.0
Training	1356	4.0	3.0	1.0
Jail Records	1357	18.0	-	18.0
Central Records	1358	6.0	-	6.0
Warrants	1359	6.0	-	6.0
Total		279.0	168.0	111.0

29-May-24

Updated by: Jill Cranney-Black
BUDGET -- LAW ENFORCEMENT
BUDGETED POSITIONS BY SECTION
FYE 2024

Total Approved Budgeted Positions October 1, 2024						280.0
Requested Budgeted Positions October 1, 2025						280.0
Personnel by Position:						
Sheriff		1.0				
Undersheriff		1.0				
Chief		1.0				
Major		1.0				
Captains		5.0				
Lieutenants		8.0				
Directors		10.0				
Legal		1.0				
Sergeants		25.0				
Inspectors		3.0				
Law Enforcement Cadettes		3.0				
Deputies\Detectives		127.0				
Support Staff		94.0				
		280.0				
	POSITIONS FUNDED BY OTHER SOURCES:					
1348	*- Victim Advocates***			4.0	-	4.0
1324	*- Airport Security (Key West)*			26.0	9.0	17.0
1415	*- HIDTA Admin *****			5.5	-	5.5
1395	*- Impact Support*			1.0	-	1.0
1260	*- Teen Court***			1.0	-	1.0
1250	*- iDDS Program***			2.0	-	2.0
1401	*- 911 Database Coordinator*			1.5	-	1.5
1241	*- School Resource Officers***			11.0	11.0	-
				52.0	20.0	32.0

**Health Ins/Wcomp is charged to County's fine and forfeiture fund and not the Special Revenue Funds

Corrections Budget
Fiscal Year 2024 - 2025

COMPONENTS:

*Key West Detention Facility
*Marathon Detention Facility
*Plantation Key Detention Facility
*Administration
*Security
*Intake & Release
*Accreditation
*Classification
*Inmate Programs
*Transportation
*Inmate Property
*Commissary







Bureau of Corrections Organizational Chart

Major
Bureau of Corrections

- Executive Assistant

Captain – Operations
Field Force Commander

- Lieutenant Key West Day Watch
- Lieutenant Key West Night Watch
- Lieutenant Marathon Facility
- Lieutenant Plantation Key Facility
- Administrative Assistant
- Accreditation
- Medical Services
- Main Control

Lieutenant– Support Services
PREA Coordinator

- Maintenance
- Food Service
- Transportation
- Classification
- Inmate Services
- Security Inspections

Programs Director

- Staff Assistant
- Laundry
- Inmate Mail
- Inmate Visitation
- Commissary
- Medical Deputy
- Identification
- Work Release
- Inmate Education
- Programs Liaison – Satellite Jail Facilities

Updated: April 29, 2022

29-May-24

Updated by: Jill Cranney-Black
BUDGET - CORRECTIONS
2 YEAR COMPARISON FOR FYE 2024 TO FYE 2025

	ADOPTED BUDGET FYE 2024	PROPOSED BUDGET FYE 2025	DIFFERENCE + OR (-)
PERSONNEL SERVICES			
Headcount	175.0	175.0	-
Executive Salary	-	-	-
Regular Salaries	13,390,144	13,924,105	533,961
Overtime	1,202,145	1,262,252	60,107
Incentive	105,739	49,559	(56,180)
Employer Taxes	1,124,901	1,166,050	41,148
Retirement Contribution	4,285,411	4,515,116	229,706
Life & Health Insurance	5,750	5,750	-
Unemployment Compensation	6,566	6,566	-
Total Personnel Services	20,120,656	20,929,398	808,742
OPERATING EXPENSES			
Expenses Other Than Salaries	-	-	-
Professional Services	4,566,529	5,041,529	475,000
Other Contractual Services	42,000	42,000	-
Investigations	-	-	-
Travel & Per Diem	15,172	15,172	-
Communications	22,000	22,000	-
Freight & Postage	5,000	5,000	-
Utility Services	1,525,000	1,525,000	-
Rentals	-	-	-
Insurance	160,000	170,000	10,000
Repairs & Maintenance	220,000	230,000	10,000
Printing	-	-	-
Advertising	-	-	-
Office Supplies	30,000	30,000	-
Operating Supplies	1,369,901	1,419,901	50,000
Books/Subscriptions/Memberships	3,000	3,000	-
Tuition	5,000	5,000	-
Training	30,000	30,000	-
Total Operating Expenses	7,993,602	8,538,602	545,000
CAPITAL OUTLAY			
Other Building Improvements	25,000	25,000	-
Automobiles/Machinery/Equip.	50,000	50,000	-
Total Capital Outlay	75,000	75,000	-
OTHER USES			
Aids to Government Agencies	-	-	-
Aids to Private Organizations	-	-	-
Intragovernmental Transfers	-	-	-
Total Other Uses	-	-	-
TOTAL	28,189,258	29,543,000	1,353,742
			4.80%

29-May-24

Updated by: Jill Cranney-Black
BUDGET - CORRECTIONS
FIVE YEAR EXPENDITURE COMPARISON
FY 2021 - FY 2025

	Adopted FY 2021	Adopted FY 2022	Adopted FY 2023	Adopted FY 2024	Proposed FY 2025
PERSONNEL SERVICES					
Executive Salary	-	-	-	-	-
Regular Salaries	11,629,227	11,629,227	12,590,938	13,390,144	13,924,105
Overtime	1,050,000	1,050,000	1,123,500	1,202,145	1,262,252
Incentive	104,060	104,060	104,539	105,739	49,559
Employer Taxes	978,424	978,424	1,057,654	1,124,901	1,166,050
Retirement Contribution	3,064,826	3,064,826	3,535,397	4,285,411	4,515,116
Life & Health Insurance	5,750.00	5,750	5,750	5,750	5,750
Unemployment Compensation	6,566	6,566	6,566	6,566	6,566
Total Personnel Services	15,625,577	16,838,852	18,424,344	20,120,656	20,929,398
OPERATING EXPENSES					
Expenses Other Than Salaries	-	-	-	-	-
Professional Services	3,666,529	3,666,529	4,416,529	4,566,529	5,041,529
Other Contractual Services	42,000	42,000	42,000	42,000	42,000
Investigations	-	-	-	-	-
Travel and Per Diem	15,172	15,172	15,172	15,172	15,172
Communications	22,000	22,000	22,000	22,000	22,000
Freight & Postage	5,000	5,000	5,000	5,000	5,000
Utility Services	1,425,000	1,425,000	1,425,000	1,525,000	1,525,000
Rentals	-	-	-	-	-
Insurance	100,000	100,000	100,000	160,000	170,000
Repairs & Maintenance	113,100	113,100	213,100	220,000	230,000
Printing	-	-	-	-	-
Advertising	-	-	-	-	-
Office Supplies	30,000	30,000	30,000	30,000	30,000
Operating Supplies	1,209,901	1,209,901	1,309,901	1,369,901	1,419,901
Books/Subscriptions/Memberships	3,000	3,000	3,000	3,000	3,000
Tuition	5,000	5,000	5,000	5,000	5,000
Training	30,000	30,000	30,000	30,000	30,000
Total Operating Expenses	6,666,702	6,666,702	7,616,702	7,993,602	8,538,602
CAPITAL OUTLAY					
Other Building Improvements	25,000	25,000	25,000	25,000	25,000
Automobiles/Machinery/Equipment	50,000	50,000	50,000	50,000	50,000
Total Capital Outlay	75,000	75,000	75,000	75,000	75,000
OTHER USES					
Aids to Government Agencies	-	-	-	-	-
Aids to Private Organizations	-	-	-	-	-
Intragovernmental Transfers	-	-	-	-	-
Total Other Uses	-	-	-	-	-
TOTAL	22,367,279	23,580,554	26,116,046	28,189,258	29,543,000
% Increase/(Decrease)	5.92%	5.42%	10.75%	7.94%	4.80%

5/29/2024

Updated by: Jill Cranney-Black
BUDGET -- CORRECTIONS
BUDGETED POSITIONS BY SECTION
FYE 2024

	Section Number	Total Personnel	Sworn Personnel	Nonsworn Personnel
Administration	3000	2.0	1.0	1.0
Corrections Academy	3170	12.0	-	12.0
Division I				
Programs	3110	6.0	4.0	2.0
Security Administration	3120	1.0	1.0	-
A	3121	26.0	26.0	-
B	3122	23.0	23.0	-
C	3123	26.0	26.0	-
D	3124	24.0	24.0	-
Transportation	3130	8.0	7.0	1.0
Sector 4				
Security	3220	17.0	17.0	-
Sector 7				
Security	3320	17.0	17.0	-
Technical Services				
Classification	3430	3.0	1.0	2.0
Support Services				
Administration	3510	6.0	2.0	4.0
Maintenance	3520	4.0	-	4.0
Total Public Safety Personnel		175.0	149.0	26.0
Total Approved Budgeted Positions October 1, 2024				175.0
Requested Budgeted Positions October 1, 2025				175.0

Sworn Personnel by Position:

Major	1.0
Captain	2.0
Lieutenants	4.0
Director	1.0
Sergeants	18.0
Detention Cadettes	12.0
Detention Deputies	123.0
Support Staff	14.0
	175.0

POSITIONS FUNDED BY OTHER SOURCES:
*- Commissary Personnel*** 5

**Health Ins/Wcomp is charged to County's fine and forfeiture fund and not the Special Revenue Funds

Court Services Budget
Fiscal Year 2024 - 2025

- **COMPONENTS:**

- *Administration
- *Courtroom Security
- *Video First Appearance
- *Holding
- *Visitor Screening



Court Security
Organizational Chart

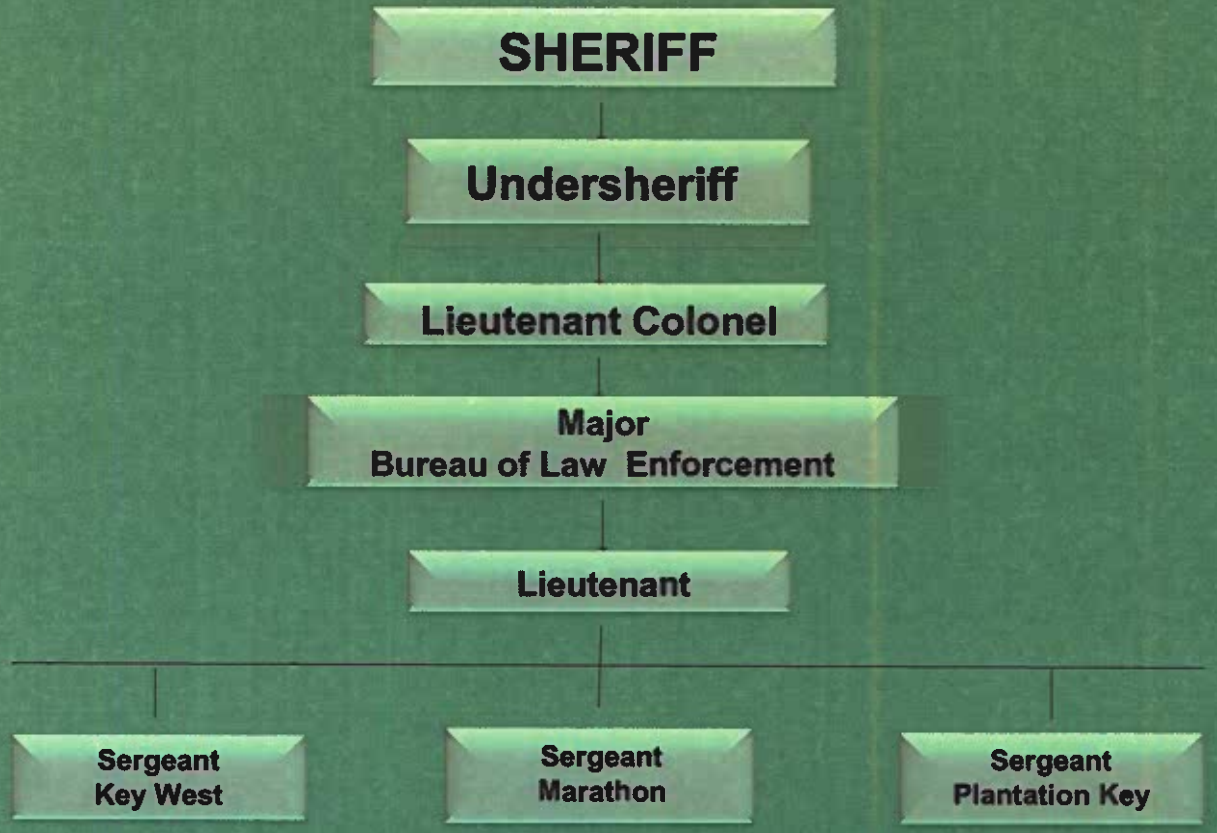

Updated: June 2, 2023

29-May-24

Updated by: Jill Cranney-Black
BUDGET - COURT SECURITY
2 YEAR COMPARISON FOR FYE 2024 TO FYE 2025

	ADOPTED BUDGET FYE 2024	PROPOSED BUDGET FYE 2025	DIFFERENCE + OR (-)
PERSONNEL SERVICES			
Headcount	21.0	21.0	-
Executive Salary	-	-	-
Regular Salaries	1,700,215	1,840,187	139,973
Overtime	12,274	12,888	614
Incentive	8,640	12,120	3,480
Employer Taxes	131,666	142,687	11,021
Retirement Contribution	552,333	595,289	42,956
Life & Health Insurance	1,300	1,300	-
Unemployment Compensation	-	-	-
Total Personnel Services	2,406,428	2,604,471	198,043
OPERATING EXPENSES			
Expenses Other Than Salaries	-	-	-
Professional Services	5,100	5,100	-
Other Contractual Services	-	-	-
Investigations	-	-	-
Travel & Per Diem	1,000	1,000	-
Communications	-	-	-
Freight & Postage	-	-	-
Utility Services	-	-	-
Rentals	-	-	-
Insurance	22,000	27,000	5,000
Repairs & Maintenance	15,000	15,000	-
Printing	-	-	-
Advertising	-	-	-
Office Supplies	1,000	1,000	-
Operating Supplies	7,000	7,000	-
Books/Subscriptions/Memberships	-	-	-
Tuition	-	-	-
Training	415	415	-
Total Operating Expenses	51,515	56,515	5,000
CAPITAL OUTLAY			
Other Building Improvements	-	-	-
Automobiles/Machinery/Equip.	-	-	-
Total Capital Outlay	-	-	-
OTHER USES			
Aids to Government Agencies	-	-	-
Aids to Private Organizations	-	-	-
Intragovernmental Transfers	-	-	-
Total Other Uses	-	-	-
TOTAL	2,457,943	2,660,986	203,043
			8.26%

29-May-24

Updated by: Jill Cranney-Black
BUDGET - COURT SECURITY
FIVE YEAR EXPENDITURE COMPARISON
FY 2021 - FY 2025

	Adopted FY 2021	Adpoted FY 2022	Adopted FY 2023	Adopted FY 2024	Proposed FY 2025
PERSONNEL SERVICES					
Executive Salary	-	-	-	-	-
Regular Salaries	1,358,010	1,439,525	1,596,604	1,700,215	1,840,187
Overtime	10,210	10,721	11,471	12,274	12,888
Incentive	9,120	9,120	8,160	8,640	12,120
Employer Taxes	105,366	111,641	123,642	131,666	142,687
Retirement Contribution	335,254	376,155	447,873	552,333	595,289
Life & Health Insurance	1,300	1,300	1,300	1,300	1,300
Unemployment Compensation	-	-	-	-	-
Total Personnel Services	1,819,259	1,948,462	2,189,050	2,406,428	2,604,471
OPERATING EXPENSES					
Expenses Other Than Salaries	-	-	-	-	-
Professional Services	5,100	5,100	5,100	5,100	5,100
Other Contractual Services	-	-	-	-	-
Investigations	-	-	-	-	-
Travel & Per Diem	1,000	1,000	1,000	1,000	1,000
Communications	-	-	-	-	-
Freight & Postage	-	-	-	-	-
Utility Services	-	-	-	-	-
Rentals	-	-	-	-	-
Insurance	15,000	15,000	15,000	22,000	27,000
Repairs & Maintenance	-	-	-	15,000	15,000
Printing	-	-	-	-	-
Advertising	-	-	-	-	-
Office Supplies	1,000	1,000	1,000	1,000	1,000
Operating Supplies	7,000	7,000	7,000	7,000	7,000
Books/Subscriptions/Memberships	-	-	-	-	-
Tuition	-	-	-	-	-
Training	415	415	415	415	415
Total Operating Expenses	29,515	29,515	29,515	51,515	56,515
CAPITAL OUTLAY					
Other Building Improvements	-	-	-	-	-
Automobiles/Machinery/Equipment	-	-	-	-	-
Total Capital Outlay	-	-	-	-	-
OTHER USES					
Aids to Government Agencies	-	-	-	-	-
Aids to Private Organizations	-	-	-	-	-
Intragovernmental Transfers	-	-	-	-	-
Total Other Uses	-	-	-	-	-
TOTAL	1,848,774	1,977,977	2,218,565	2,457,943	2,660,986
% Increase/(Decrease)	-2.9%	7.0%	12.2%	10.8%	8.3%

29-May-24

Updated by: Jill Cranney-Black
BUDGET -- COURT SECURITY
BUDGETED POSITIONS BY SECTION
FYE 2024

	Section Number	Total Personnel	Sworn Personnel	Nonsworn Personnel
Sector 1	2010	11.0	11.0	-
Sector 4	2020	3.0	3.0	-
Sector 7	2030	7.0	7.0	-
Total Public Safety Personnel		21.0	21.0	-

Total Approved Budgeted Positions October 1, 2024	21.0
Requested Budgeted Positions October 1, 2025	21.0

Sworn Personnel by Position:	
Court Deputies	18.0
Court Sergeants	3.0
	21.0

Trauma Star Budget
Fiscal Year 2024 - 2025







TRAUMA STAR
Organizational Chart

SHERIFF

Undersheriff

Chief
Bureau of Administration

Trauma Star

Updated: February 26, 2021

29-May-24

Updated by: Jill Cranney-Black
BUDGET - TRAUMA STAR
2 YEAR COMPARISON FOR FYE 2024 TO FYE 2025

	ADOPTED BUDGET FYE 2024	PROPOSED BUDGET FYE 2025	DIFFERENCE + OR (-)
PERSONNEL SERVICES			
Headcount	14.0	14.0	-
Executive Salary	-	-	-
Regular Salaries	1,461,280	1,597,675	136,395
Overtime	382,947	402,093	19,147
Incentive	-	-	-
Employer Taxes	141,083	152,982	11,899
Retirement Contribution	243,561	272,125	28,564
Life & Health Insurance	1,202	1,202	-
Unemployment Compensation	-	-	-
Total Personnel Services	2,230,073	2,426,078	196,005
OPERATING EXPENSES			
Expenses Other Than Salaries	-	-	-
Professional Services	1,440	1,440	-
Other Contractual Services	1,469	1,469	-
Investigations	-	-	-
Travel & Per Diem	12,176	12,176	-
Communications	1,910	1,910	-
Freight & Postage	9,416	9,416	-
Utility Services	-	-	-
Rentals	1,590	1,590	-
Insurance	92,158	372,158	280,000
Repairs & Maintenance	2,792,273	2,792,273	-
Printing	-	-	-
Advertising	-	-	-
Office Supplies	732	732	-
Operating Supplies	855,450	855,450	-
Books/Subscriptions/Memberships	15,080	15,080	-
Tuition	-	-	-
Training	424,380	464,380	40,000
Total Operating Expenses	4,208,074	4,528,074	320,000
CAPITAL OUTLAY			
Other Building Improvements	-	-	-
Automobiles/Machinery/Equip.	15,000	15,000	-
Total Capital Outlay	15,000	15,000	-
OTHER USES			
Aids to Government Agencies	-	-	-
Aids to Private Organizations	-	-	-
Intragovernmental Transfers	-	-	-
Total Other Uses	-	-	-
TOTAL	6,453,147	6,969,152	516,005
			8.00%

Emergency Communications Budget
Fiscal Year 2024 - 2025

COMPONENTS:

*Administration

*Design & Maintenance of Radio Systems:

-800 MHz - Sheriff's Office & Other Agencies
-UHF – Monroe County Fire Rescue
-Amateur Radio – Assists HAM Operators

*Maintenance of 911 System

*Site Management:
-Towers
-Buildings & Structures



*Emergency Operations Center (Support)

- Maintain & Prepare Licenses for the FAA & FCC

* Coordinates Radar Calibration and Repairs

EMERGENCY COMMUNICATIONS
Organizational Chart

SHERIFF

Undersheriff

Chief
Bureau of Administration

Emergency
Communications

Updated: February 26, 2021

29-May-24

Updated by: Jill Cranney-Black
BUDGET - EMERGENCY COMMUNICATIONS
2 YEAR COMPARISON FOR FYE 2024 TO FYE 2025

	ADOPTED BUDGET FYE 2024	PROPOSED BUDGET FYE 2025	DIFFERENCE + OR (-)
PERSONNEL SERVICES			
Headcount	2.5	2.5	-
Executive Salary	-	-	-
Regular Salaries	205,788	216,835	11,047
Overtime	2,260	2,373	113
Incentive	-	-	-
Employer Taxes	15,916	16,769	854
Retirement Contribution	39,087	41,984	2,897
Life & Health Insurance	150	150	-
Unemployment Compensation	-	-	-
Total Personnel Services	263,200	278,111	14,911
OPERATING EXPENSES			
Expenses Other Than Salaries	-	-	-
Professional Services	100	100	-
Other Contractual Services	-	-	-
Investigations	-	-	-
Travel & Per Diem	-	-	-
Communications	3,500	3,500	-
Freight & Postage	600	600	-
Utility Services	600	600	-
Rentals	9,200	9,200	-
Insurance	3,500	3,500	-
Repairs & Maintenance	579,733	954,733	375,000
Printing	-	-	-
Advertising	-	-	-
Office Supplies	1,000	1,000	-
Operating Supplies	9,250	9,250	-
Books/Subscriptions/Memberships	-	-	-
Tuition	-	-	-
Training	8,545	8,545	-
Total Operating Expenses	616,028	991,028	375,000
CAPITAL OUTLAY			
Other Building Improvements	-	-	-
Automobiles/Machinery/Equip.	8,000	8,000	-
Total Capital Outlay	8,000	8,000	-
OTHER USES			
Aids to Government Agencies	-	-	-
Aids to Private Organizations	-	-	-
Intragovernmental Transfers	-	-	-
Total Other Uses	-	-	-
TOTAL	887,228	1,277,139	389,911
			43.95%

FY25 Proposed Budget

Property Appraiser

MONROE COUNTY
PROPERTY APPRAISER
PO BOX 1176
KEY WEST, FLORIDA 33041-1176

Scott P. Russell, CFA
MONROE COUNTY PROPERTY APPRAISER
WWW.MCPAFL.ORG

June 3, 2024

Ms. Tina Boan
Senior Director, Budget & Finance
1100 Simonton St
Suite 2-213
Key West, FL 33040

Re: Florida Statute 192.091
Prorata share of the Property Appraiser's adopted FY 24-25 Budget

Dear Ms. Boan,

The Monroe County Property Appraiser's estimated FY 24-25 budget as submitted to the Department of Revenue is $6,518,954. The prorata share of the budget is subject to changes based on the final approved FY 24-25 budget, the districts allocated with the FY 24-25 budget, and the 2024 tax rolls. Documentation from the Department of Revenue is attached. The prorata share of this budget for the following districts using the 2023 tax rolls is as follows:

	BREAKDOWN 23 TAX ROLL	TOTAL TAX ROLL	% DISTRICTS	BUDGET	ALLOCATION
BCC	320,212,454.02	382,917,208.80	0.836244615	6,518,954.00	5,451,440.18
GPMSTD	3,561,563.09	382,917,208.80	0.009301131	6,518,954.00	60,633.65
L/M F/A #1	15,759,106.61	382,917,208.80	0.041155389	6,518,954.00	268,290.09
MC LAW ENF	6,291,760.33	382,917,208.80	0.016431124	6,518,954.00	107,113.74
MKHC MSTD	3,004,207.41	382,917,208.80	0.007845580	6,518,954.00	51,144.98
K/L F/R/E	6,280,084.70	382,917,208.80	0.016400633	6,518,954.00	106,914.97
MOSQ	18,178,800.03	382,917,208.80	0.047474492	6,518,954.00	309,484.03
SFWMD	9,629,232.61	382,917,208.80	0.025147035	6,518,954.00	163,932.36
	382,917,208.80		100.00%		6,518,954.00

Sincerely,

Scott P. Russell, CFA
Monroe County Property Appraiser
SPR/do

Key West
County Courthouse
500 Whitehead St.
(305) 292-3420
(305) 292-3431 (Fax)

Marathon
Marathon Government Center
2798 Overseas Hwy, Ste. 310
(305) 289-2550
(305) 289-2555 (Fax)

Plantation Key
Plantation Government Center
88700 Overseas Hwy.
(305) 852-7130
(305) 852-7131 (Fax)

FY25 Proposed Budget

Supervisor of Elections

R. JOYCE GRIFFIN
Supervisor of Elections

Monroe County, Florida
www.KeysElections.org

May 31, 2024

Office of Budget and Management
Tina Boan, Sr. Budget Manager
1100 Simonton Street
Key West, Fl 33040

Ms. Boan,

Attached you will find the Monroe County Supervisor of Elections budget request for the 2024/2025 budget year. My total budget will be $2,739,362.00.

I will follow the suggested 2% COLA and 3% merit raise adjustment for my employees this year.

.

If you have any questions, please call either,
Staci Ruble at ext 3064 or myself at ext 3416.

Sincerely,

R. Joyce Griffin

Monroe County Supervisor of Elections
2024/2025
Administrative and Election Budget

		Budget Request
	Personal Services	
519.100	**Official Salaries**	$153,700.00
519.120	**Regular Salaries**	$919,162.00
519.130	*Poll Worker Salaries (November 2024 Election)*	*$150,000.00*
519.140	*Overtime Salaries (November 2024 Election)*	*$35,000.00*
519.210	**Fica/Medicare Expense**	$89,000.00
519.220	**Official Retirement**	$90,500.00
519.220	**Employees Retirement**	$130,000.00
	Total Personal Services	$1,567,362.00
	Operating Expenses	
519.320	**Professional Services-Acctg**	$25,000.00
519.340	**Professional Services-Other**	$10,000.00
519.400	**Travel & Per Diem**	$15,000.00
519.410	**Phone**	$65,000.00
519.410	*Postage/Freight (November 2024 Election)*	*$40,000.00*
519.460	**Repair & Maint**	$125,000.00
519.460	**Maintenance Agreements & Software Licenses**	$165,000.00
519.440	**Rentals All**	$85,000.00
519.440	**Vehicle Rental**	$0.00
519.440	*Rentals All (November 2024 Election)*	*$6,000.00*
519.460	**Vehicle Maintenance**	$1,000.00
519.470	**Printing**	$35,000.00
519.470	*Printing (November 2024 Election)*	*$65,000.00*
519.490	**Miscellaneous Exp All**	$15,000.00
519.490	*Miscellaneous Exp All (November 2024 Election)*	*$6,000.00*
519.498	**Advertising**	$20,000.00
519.498	*Advertising (November 2024 Election)*	*$15,000.00*
519.510	**Office Supplies**	$50,000.00
519.521	**Gasoline**	$4,000.00
519.540	**Bks, Pubs, Subs, Educ & Mem**	$10,000.00
	Total Operating Expenses	$757,000.00
519.640	**Equipment**	$250,000.00
519.640	**Equipment Upgrades**	$140,000.00
519.990	**Contingency**	$25,000.00
	Total Non-Operating Disbursements	$415,000.00
	Total Expenditures	$2,739,362.00

Monroe County Supervisor of Elections
Salaries 2024/2025 budget Oct. 2024 5% Individual Adjust

	Hire Date	Annually	Hourly
Laurie Cook	7/9/2018	$73,034.85	37.45
Deris Behari	3/28/2022	$70,168.00	35.98
Hazel M Lopez	6/6/2005	$110,101	53.77
Vacant KW Office		$53,000	27.18
Orlando Acevedo DelValle	9/11/2023	$60,102	30.82
Kathy Salce	6/3/2024	$63,000	32.31
Donna A Robinson	2/12/1996	$101,315	51.96
Staci L Ruble	3/30/1992	$130,795	67.07
Belinda Brown	11/4/1992	$136,660	70.08
William Spizzirri	5/22/2023	$65,336	33.51
Katsiaryna Tolkach	11/30/2023	$55,650	28.54

.
I have decided to give a 5% Salary Adjustment to individual employees rather than across the board for this fiscal year $ 919,161.85

updated 5/31/2024 Joyce Griffin, SOE

FY25 Proposed Budget

State Attorney

Cost Center: **69600 State Attorney**
Fund: **001 General Fund**
Department: **Elected Officials**
Office: **State Attorney**

Account		FY 2023 Adopted	FY 2023 Actual	FY 2024 Adopted	Estimated Actual	FY 2025 Proposed	FY 2025 Requested
SC_00010	Equipment and Furniture	0	0	0		0	
SC_00036	Other Contractual Services	10,000	7,417	10,000	10,000.00	0	10,000.00
SC_00040	Postage & Freight	0	0	0		0	
SC_00041	Communications	0	2,822	25,000	20,000.00	0	20,000.00
SC_00043	Phone	25,000	1,733	25,000		0	25,000.00
SC_00046	Utility Services	8,000	5,070	8,000		0	8000.00
SC_00057	Risk Management Charges	4,846	7,371	9,367		8,999	8999.00
SC_00062	Repair And Maintenance	12,500	2,194	7,500	20,000.00	0	20,000.00
SC_00078	Office Supplies	19,000	11,736	24,000	20,000.00	0	20,000.00
SC_00083	Operating Supplies	24,000	19,688	30,000	30,000.00	0	30,000.00
SC_00084	Software Subscription with Cancelable Terms	53,000	10,360	100,000	30,000.00	0	100,000.00
SC_00097	Jury or Witness Meals & Lodging	0	25,922	30,000	35,000.00	0	30,000.00
SC_00402	Data Processing Services	220,000	71,521	220,000	85,000.00	0	220,000.00
SC_IT_Operating_	IT Operating Supplies	0	0	0		0	
SC_IT_Profession	IT Professional Services	0	103,309	300,000	300,000.00	0	300,000.00
	Sub-Total of Operating Expenditures	**376,346**	**269,142**	**788,867**	550,000.00	**8,99**	791999.00

Cost Center **69600 State Attorney**
Fund: **001 General Fund**
Department **Elected Officials**
Office **State Attorney**

Account		FY 2023 Adopted	FY 2023 Actual	FY 2024 Adopted	FY 2024 YTD	Estimated Actual	FY 2025 Proposed	FY 2025 Requested
SC_00102	Capital Outlay Equipment and Furniture	40,000	0	40,000	0		0	40,000.00
	Sub-Total of Capital Outlay	**40,000**	**0**	**40,000**	**0**		**0**	40,000.00
	Total of State Attorney	**416,346**	**269,142**	**828,867**	**0**		**8,999**	

Cost Center: **69601 Sa Ct Tch Fs28.24(12)(e)**
Fund: **158 Miscellaneous Special Revenue Fund**
Department: **Elected Officials**
Office: **State Attorney**

Account		FY 2023 Adopted	FY 2023 Actual	FY 2024 Adopted	Estimated Actual	FY 2025 Proposed	FY 2025 Requested
SC_00028	Computer Services	0	0	0		0	
SC_00036	Other Contractual Services	50,000	61,650	30,000	36,000.00	0	30,000.00
SC_00040	Postage & Freight	0	392	0	1904.76	0	0
SC_00045	Transportation	0	9,347	0	0	0	0
SC_00062	Repair And Maintenance	25,000	49,785	25,000	35,000.00	0	25,000.00
SC_00083	Operating Supplies	15,000	4,898	15,000	10,000.00	0	15,000.00
SC_00400	Travel And Per Diem	0	13,198	0	1124.61	0	0
SC_00402	Data Processing Services	80,000	1,287	80,000	77,000.00	50,000	80,000.00
SC_IT_Profession	IT Professional Services	0	0	0		0	
SC_00100	VEHICLE						~~40,000.00~~
	Sub-Total of Operating Expenditures	**170,000**	**140,556**	**150,000**		**50,000**	
SC_00102	Capital Outlay Equipment and Furniture	140,000	0	0		0	
	Sub-Total of Capital Outlay	**140,000**	**0**	**0**		**0**	
	Total of Sa Ct Tch Fs28.24(12)(e)	**310,000**	**140,556**	**150,000**	161029.37	**50,000**	190,000.00

FY25 Proposed Budget

Public Defender

MONROE COUNTY

KEY WEST
PUBLIC DEFENDER'S OFFICE
316 SIMONTON STREET
KEY WEST, FL 33040
PHONE: (305) 295-3100

MARATHON
PUBLIC DEFENDER'S OFFICE
4695 OVERSEAS HIGHWAY, SUITE 2
MARATHON, FL 33050
PHONE: (305) 289-6015

PLANTATION KEY
PUBLIC DEFENDER'S OFFICE
50 HIGH POINT ROAD, SUITE 103
TAVERNIER, FL 33070
PHONE: (305) 853-7410

Public Defender
SIXTEENTH JUDICIAL CIRCUIT OF FLORIDA
IN AND FOR MONROE COUNTY

ROBERT LOCKWOOD
PUBLIC DEFENDER

Memorandum

To: The Honorable Craig Cates, Monroe County Commissioner
The Honorable Holly Raschein, Mayor, Monroe County Commissioner
The Honorable David Rice, Monroe County Commissioner
The Honorable Michelle Lincoln, Monroe County Commissioner
The Honorable Jim Scholl, Mayor Pro Tem, Monroe County Commissioner

From: Robert Lockwood, Public Defender, 16th Circuit

CC: Tina Boan, Sr. Budget Manager

Date: April 17, 2024

Re: FY 2025 Budget Request

Attached you will find the FY 2025 Budget Request for the Office of the Public Defender, 16th Judicial Circuit.

001 General Fund: $505,176

- Please note the additional $30,000 in spend category Vehicles to purchase an electric vehicle.

158 Misc Special Revenue Fund- "Court-Related Technology" (money collected in accordance with Section 28.24(12)(e)): $146,000

Cost Center: **69800 Public Defender**
Fund: **001 General Fund**
Department: **Elected Officials**
Office: **Public Defender**

	Account	FY 2023 Adopted	FY 2023 Actual	FY 2024 Adopted	FY 2024 Estimated Actual	FY 2025 Proposed	FY 2025 Requested
SC_00016	Regular Salaries & Wages	141,245	143,083	152,716	152,716	152,715	152,715
SC_00019	Fica Taxes	10,805	10,727	11,682	11,682	11,682	11,682
SC_00020	Life And Health Insurance	27,556	25,256	28,656	28,656	28,656	28,656
SC_00023	Retirement Contributions	16,822	17,725	17,578	17,578	22,250	22,250
SC_00026	Workers Compensation	392	386	412	412	396	396
	Sub-Total of Personal Services	**196,820**	**197,176**	**211,044**	211,044	**215,699**	215,699
SC_00036	Other Contractual Services	41,254	10,750	10,000	10,000	0	10,000
SC_00040	Postage/Freight	27,000	0	2,000	2,000	0	2,000
SC_00041	Communications	0	32,213	30,000	30,000	0	30,000
SC_00043	Phone	2,000	578	2,000	2,000	0	2,000
SC_00046	Utility Services	6,324	6,094	7,000	7,000	0	7,000
SC_00050	Rentals And Leases	263,803	14,722	272,000	272,000	0	48,700
SC_00057	Risk Management Charges	6,382	9,707	12,335	12,335	0	12,335
SC_00062	Repair And Maintenance	18,456	0	18,456	18,456	0	18,456
SC_00071	Miscellaneous Expenses	0	0	0	0	0	0
SC_00083	Operating Supplies	28,486	1,800	28,486	28,486	0	28,486
SC_00100	Vehicle				30,000		30,000

Cost Center **69800 Public Defender**
Fund: **001 General Fund**
Department **Elected Officials**
Office **Public Defender**

Account		FY 2023 Adopted	FY 2023 Actual	FY 2024 Adopted	FY 2024 Estimated Actual	FY 2025 Proposed	FY 2025 Requested
SC_00400	Travel And Per Diem	500	1,277	500	500	0	500
	Sub-Total of Operating Expenditures	**394,205**	**77,140**	**382,777**	382,777	**0**	189,477
SC_00102	Capital Outlay-equipment	1,023	0	100,000	100,000	0	100,000
SC_00145	Capital Outlay Lease	0	39,609	0	0	0	0
	Sub-Total of Capital Outlay	**1,023**	**39,609**	**100,000**	100,000	**0**	100,000
SC_00142	Lease Principal Payment	0	202,081	0	0	0	0
SC_00143	Lease Interest Expense	0	42,897	0	0	0	0
	Sub-Total of Other Uses	**0**	**244,978**	**0**	0	**0**	0
	Total of Public Defender	**592,048**	**558,903**	**693,821**	693,821	**215,699**	505,176

Cost Center: **69801 Pd Ct Tech Fs28.24(12)(e)**
Fund: **158 Miscellaneous Special Revenue Fund**
Department: **Elected Officials**
Office: **Public Defender**

Account		FY 2023 Adopted	FY 2023 Actual	FY 2024 Adopted	FY 2024 YTD	Estimated Actual	FY 2025 Proposed	FY 2025 Requested
SC_00050	Rentals And Leases	8,000	-604	8,000	0	8,000	0	8,000
SC_00062	Repair And Maintenance	1,000	0	1,000	0	1,000	0	1,000
SC_00083	Operating Supplies	21,000	25,827	21,000	0	21,000	0	21,000
SC_00084	Software	0	18,695	0	0	0	0	0
SC_00147	Copier Meter Usage Charges	0	2,596	1,000	0	1,000	0	1,000
SC_00402	Data Processing Services	65,000	0	65,000	0	65,000	65,000	65,000
	Sub-Total of Operating Expenditures	**95,000**	**46,514**	**96,000**	**0**	96,000	**65,000**	96,000
SC_00102	Capital Outlay-equipment	50,000	0	50,000	0	50,000	35,000	50,000
	Sub-Total of Capital Outlay	**50,000**	**0**	**50,000**	**0**	50,000	**35,000**	50,000
SC_00142	Lease Principal Payment	0	6,710	0	0	0	0	0
SC_00143	Lease Interest Expense	0	242	0	0	0	0	0
	Sub-Total of Other Uses	**0**	**6,952**	**0**	**0**	0	**0**	0
	Total of Pd Ct Tech Fs28.24(12)(e)	**145,000**	**53,466**	**146,000**	**0**	146,000	**100,000**	146,000

FY25 Proposed Budget

Judicial Administration

Memorandum

To: The Honorable Holly Merrill Raschein, Mayor, Monroe County
The Honorable Jim Scholl, Mayor Pro Tem, Monroe County
The Honorable David Rice, Monroe County Commissioner
The Honorable Michelle Lincoln, Monroe County Commissioner
The Honorable Craig Cates, Monroe County Commissioner

From: Bonnie J. Helms, Chief Judge

CC: Kevin Wilson, Acting Monroe County Administrator w/attachments
Tina Boan, Monroe County OMB w/ attachments
The Honorable Kevin Madok, w/attachments

Date: 5/30/2024

Re: FY 2025 Budget Request

In accordance with Section 29.008, Florida Statutes, please find the 16th Judicial Circuit Court's tentative budget request, including local requirements for fiscal year 2025. I am hereby certifying the listing of local requirements as they appear on the attached spreadsheet. The amounts in the column titled "County Obligations" are items defined by Section 29.008, Florida Statutes.

Our 2025 budget request reflects a $23,846 decrease from last fiscal year's adopted budget. We are decreasing our FTE count by one employee, but we have shifted some operating costs from the Court Technology Fund to the General Fund. Additionally, we are requesting a 3% across-the-board salary increase for our county-funded court employees. Pending approval by the Governor, the Florida Legislature's FY 2025 budget includes a 3% increase for all State of Florida employees, including Judicial Branch employees, effective July 1, 2024. As you are aware, county-funded court employees fall under the Judicial Branch personnel rules and salary schedule.

As in previous years, we are requesting a budget from the Court Facilities fund, the Court Technology Fund and the Court Innovations Fund. These funds are derived from fines and/or fees and have no impact on the General Fund. We will continue to fund four janitorial staff from the Court Facilities Fund to ensure a full maintenance staff at the Freeman Justice Center and the new Plantation Key Government Center. Although these positions are funded by the Court, they are supervised and under the authority of Monroe County Public Works.

Thank you for your continued support. Please do not hesitate to contact me or our Court Administrator Holly Elomina with any questions regarding our budget request.

16th Judicial Circuit Budget Request FY 2025

	A	B	C	D	E	F
1			**FY24**	**FY25**	**Difference**	**% inc/dec**
2	80001	**Court Administration**				
3		Personnel	0.00	0.00	0.00	0%
4		Operating	2,559.00	2,559.00	0.00	0%
5	80002	**Judicial Support**				
6		Personnel	341,651.00	169,543.00	-172,108.00	-50%
7		Operating	38,145.00	69,121.00	30,976.00	81%
8	82011	**Case Management**				
9		Personnel	212,616.00	238,295.00	25,679.00	12%
10		Operating	7,672.00	7,672.00	0.00	0%
11	82501	**Circuit Court Reporting Services**				
12		Personnel	0.00	0.00	0.00	
13		Operating	1,575.00	1,575.00	0.00	0%
14	83001	**Circuit Drug Court**				
15		Personnel	93,845.00	97,626.00	3,781.00	4%
16		Operating	244,877.00	244,877.00	0.00	0%
17	83500	**Pretrial Release**				
18		Personnel	467,645.00	493,762.00	26,117.00	6%
19		Operating	29,330.00	37,596.00	8,266.00	28%
20	83501	**Screening Lab**				
21		Personnel	176,932.00	187,639.00	10,707.00	6%
22		Operating	76,100.00	76,100.00	0.00	0%
23	83502	**Probation Services**				
24		Personnel	510,069.00	540,658.00	30,589.00	6%
25		Operating	10,750.00	10,750.00	0.00	0%
26	84500	**Information Systems**				
27		Personnel	261,238.00	273,385.00	12,147.00	5%
28		Operating	11,184.00	11,184.00	0.00	0%
29						
30		**TOTAL COURT BUDGET**	2,486,188.00	2,462,342.00	-23,846.00	-1%
31						
32						
33		TOTAL PERSONNEL	2,063,996.00	2,000,908.00	-63,088.00	-3%
34		TOTAL OPERATING	422,192.00	461,434.00	39,242.00	9%
35		TOTAL CAPITAL				
36		**TOTAL BUDGET**	2,486,188.00	2,462,342.00	-23,846.00	-1%

16th Judicial Circuit Budget Request FY 2025

General Fund

Cost Center	Cost Center Title	FY 23 Budget	FY 24 Budget	FY 25 Proposed	Difference (+/-) Amount	County Obligation	Certified Local Need Requirement/ Local Need
80001	Court Administration	2,531.00	2,559.00	2,559.00	0	1,359	1,200
80002	Judicial Support	196,940.00	379,796.00	238,664.00	-141,132	26,137	212,527
82011	Case Management	196,367.00	220,288.00	245,967.00	25,679	4,522	241,445
82501	Circuit Court Reporting Services	1,675.00	1,575.00	1,575.00	0	0	1,575
83001	Circuit Drug Court	352,757.00	338,722.00	342,503.00	3,781	9,577	332,926
83500	Pretrial Release	564,542.00	496,975.00	531,358.00	34,383	12,880	518,478
83501	Screening Lab	242,175.00	253,032.00	263,739.00	10,707	0	263,739
83502	Probation Services**	517,690.00	520,819.00	551,408.00	30,589	551,408	0
84500	Information Technology	263,876.00	272,422.00	284,569.00	12,147	284,569	0
	TOTAL	2,338,553.00	2,486,188.00	2,462,342.00	-23,846	890,452	1,571,890

Misc. Special Revenue/Courthouse Facilities

81501	Courthouse Facilities (Fund 163)	826,922	336,754	340,462
82506	Court Innovations (Misc Special Revenue)	26,200	26,200	26,900
82507	Court Technology Fund (Misc. Special Revenue)	123,888	119,755	132,066

**Court Administration assumed responsibility for Misdemeanor Probation Services effective 9/1/2019

Cost Center **80001 Court Administration**
Fund: **001 General Fund**
Department **Elected Officials**
Office **Judicial Administration**

	Account	FY 2023 Adopted	FY 2023 Actual	FY 2024 Adopted	Estimated Actual	FY 2025 Proposed	FY 2025 Requested
SC_00040	Postage/Freight	400	23	400	200	0	400
SC_00050	Rentals And Leases	0	-9,986	0	∅	0	∅
SC_00057	Risk Management Charges	31	47	59	46	0	59
SC_00071	Miscellaneous Expenses	900	375	900	900	0	900
SC_00083	Operating Supplies	0	0	0	∅	0	∅
SC_00085	Books,pubs,subs,educ,mem.	1,200	450	1,200	1,000	0	1200
	Sub-Total of Operating Expenditures	**2,531**	**-9,091**	**2,559**	2,146	**0**	2559
SC_00142	Lease Principal Payment	0	9,536	0	∅	0	∅
SC_00143	Lease Interest Expense	0	450	0	∅	0	∅
	Sub-Total of Other Uses	**0**	**9,986**	**0**	2,146	**0**	2559
	Total of Court Administration	**2,531**	**895**	**2,559**	2,146	**0**	2559

Cost Center: **80002 Judicial Support**
Fund: **001 General Fund**
Department: **Elected Officials**
Office: **Judicial Administration**

	Account	FY 2023 Adopted	FY 2023 Actual	FY 2024 Adopted	Estimated Actual	FY 2025 Proposed	FY 2025 Requested
SC_00016	Regular Salaries & Wages	117,655	112,158	250,016	200,000	0	115,880
SC_00019	Fica Taxes	9,001	8,343	19,126	15,000	0	8865
SC_00020	Life And Health Insurance	27,556	25,256	42,984	42,984	0	28656
SC_00023	Retirement Contributions	14,013	13,991	28,777	20,000	0	15795
SC_00026	Workers Compensation	352	348	748	748	0	347
	Sub-Total of Personal Services	**168,577**	**160,096**	**341,651**	278,732	**0**	169,543
SC_00040	Postage/Freight	0	0	0	Ø	0	Ø
SC_00041	Communications	0	0	0	Ø	0	Ø
SC_00043	Phone	1,200	569	1,200	1,200	0	7878
SC_00050	Rentals And Leases	9,216	10,118	9,986	9,986	0	24,156
SC_00057	Risk Management Charges	9,447	14,369	18,259	13,875	0	18,259
SC_00062	Repair And Maintenance	1,000	0	1,000	Ø	0	1000
SC_00064	Printing And Binding	0	334	0	Ø	0	Ø
SC_00068	Advertising	600	450	500	Ø	0	500
SC_00071	Miscellaneous Expenses	1,500	556	1,500	1,500	0	1,500
SC_00078	Office Supplies	600	455	900	500	0	900
SC_00081	Gasoline	0	554	0	Ø	0	Ø

Cost Center **80002 Judicial Support**
Fund: **001 General Fund**
Department **Elected Officials**
Office **Judicial Administration**

	Account	FY 2023 Adopted	FY 2023 Actual	FY 2024 Adopted	Estimated Actual	FY 2025 Proposed	FY 2025 Requested
SC_00082	Internal Fuel	1,800	275	1,800	1,800	0	1800
SC_00083	Operating Supplies	1,000	867	1,000	500	0	1000
SC_00085	Books,pubs,subs,educ,mem.	1,500	505	1,500	1,500	0	1500
SC_00128	Health Savings Account Annual Employer Contribution	0	0	0	0	0	0
SC_00147	copier meter usage charge						10,128
SC_00400	Travel And Per Diem	500	395	500	500	0	500
	Sub-Total of Operating Expenditures	**28,363**	**29,446**	**38,145**	31,361	**0**	69,121
	Total of Judicial Support	**196,940**	**189,542**	**379,796**	310,093	**0**	238,664

Cost Center: **81501 Courthouse Facilities**
Fund: **163 Court Facilities Fees Trust (602)**
Department: **Elected Officials**
Office: **Judicial Administration**

	Account	FY 2023 Adopted	FY 2023 Actual	FY 2024 Adopted	Estimated Actual	FY 2025 Proposed	FY 2025 Requested
SC_00016	Regular Salaries & Wages	152,874	79,062	163,599	163,599	163,689	163,689
SC_00018	Overtime	0	14	0	Ø	0	Ø
SC_00019	Fica Taxes	11,693	5,898	12,515	12,515	12,522	12,522
SC_00020	Life And Health Insurance	55,112	50,512	57,312	57,312	57,312	57,312
SC_00023	Retirement Contributions	18,208	9,796	18,831	18,831	23,850	23,850
SC_00026	Workers Compensation	5,764	6,193	5,610	5,610	4,697	4,697
	Sub-Total of Personal Services	**243,651**	**151,475**	**257,867**	257,867	**262,070**	262,070
SC_00010	Equipment and Furniture	0	0	0	Ø	0	Ø
SC_00036	Other Contractual Services	500,000	14,336	500,000	Ø	0	Ø
SC_00040	Postage/Freight	0	1,381	0	Ø	0	Ø
SC_00041	Communications	0	21,516	33,060	33,060	0	33,060
SC_00043	Phone	30,874	0	0	Ø	0	Ø
SC_00050	Rentals And Leases	6,097	10,300	9,381	11,032	0	11,032
SC_00062	Repair And Maintenance	30,000	23,539	30,000	25,000	0	18,000
SC_00071	Miscellaneous Expenses	5,000	4,809	5,000	5,000	0	5,000
SC_00083	Operating Supplies	7,500	20,816	7,500	27,500	0	7,500
SC_00085	Books,pubs,subs,educ,mem.	3,800	0	3,800	1,000	0	3,800

Cost Center **81501 Courthouse Facilities**
Fund: **163 Court Facilities Fees Trust (602)**
Department **Elected Officials**
Office **Judicial Administration**

	Account	FY 2023 Adopted	FY 2023 Actual	FY 2024 Adopted	Estimated Actual	FY 2025 Proposed	FY 2025 Requested
SC_00381	Capital Outlay Computer/Equipment	0	0	0	Ø	0	Ø
	Sub-Total of Operating Expenditures	**583,271**	**96,695**	**588,741**	102,592	**0**	78,392
SC_00102	Capital Outlay-equipment	0	53,028	0	13,600	0	
SC_00382	Capital Outlay Equipment Communication/Audio	0	0	0	Ø	0	
	Sub-Total of Capital Outlay	**0**	**53,028**	**0**	13,600	**0**	Ø
	Total of Courthouse Facilities	**826,922**	**301,198**	**846,608**	374,059	**262,070**	340,462

Cost Center **82011 Case Management**
Fund: **001 General Fund**
Department **Elected Officials**
Office **Judicial Administration**

	Account	FY 2023 Adopted	FY 2023 Actual	FY 2024 Adopted	Estimated Actual	FY 2025 Proposed	FY 2025 Requested
SC_00016	Regular Salaries & Wages	124,573	104,760	142,000	142,000	0	160,645
SC_00017	Other Salaries & Wages	0	3,120	0	Ø	0	Ø
SC_00019	Fica Taxes	9,530	7,814	10,863	10,863	0	12,289
SC_00020	Life And Health Insurance	41,334	37,884	42,984	42,984	0	42,984
SC_00023	Retirement Contributions	14,837	13,010	16,344	16,344	0	21,896
SC_00026	Workers Compensation	372	364	425	425	0	481
	Sub-Total of Personal Services	**190,646**	**166,953**	**212,616**	212,616	**0**	238,295
SC_00040	Postage/Freight	480	26	480	200	0	480
SC_00057	Risk Management Charges	2,091	3,181	4,042	3072	0	4,042
SC_00064	Printing And Binding	300	112	300	Ø	0	300
SC_00068	Advertising	500	450	500	Ø	0	500
SC_00071	Miscellaneous Expenses	0	0	0	Ø	0	Ø
SC_00078	Office Supplies	900	860	900	900	0	900
SC_00083	Operating Supplies	250	456	250	Ø	0	250
SC_00085	Books,pubs,subs,educ,mem.	0	0	0	300	0	Ø

Cost Center **82011 Case Management**
Fund: **001 General Fund**
Department **Elected Officials**
Office **Judicial Administration**

	Account	FY 2023 Adopted	FY 2023 Actual	FY 2024 Adopted	Estimated Actual	FY 2025 Proposed	FY 2025 Requested
SC_00400	Travel And Per Diem	1,200	27	1,200	1,200	0	1,200
	Sub-Total of Operating Expenditures	**5,721**	**5,111**	**7,672**	5,672	**0**	7,672
	Total of Case Management	**196,367**	**172,064**	**220,288**	218,288	**0**	245,967

Cost Center **82501 Circ Ct Reptg Svcs Gen**
Fund: **001 General Fund**
Department **Elected Officials**
Office **Judicial Administration**

Account		FY 2023 Adopted	FY 2023 Actual	FY 2024 Adopted	Estimated Actual	FY 2025 Proposed	FY 2025 Requested
SC_00043	Phone	100	0	0	Ø	0	Ø
SC_00085	Books,pubs,subs,educ,mem.	1,575	975	1,575	1,575	0	1,575
Sub-Total of Operating Expenditures		**1,675**	**975**	**1,575**	1,575	0	1,575
Total of Circ Ct Reptg Svcs Gen		**1,675**	**975**	**1,575**	1,575	0	1,575

Cost Center **82506 Ord 016-2004 St Court Sup**
Fund: **158 Miscellaneous Special Revenue Fund**
Department **Elected Officials**
Office **Judicial Administration**

	Account	FY 2023 Adopted	FY 2023 Actual	FY 2024 Adopted	Estimated Actual	FY 2025 Proposed	FY 2025 Requested
SC_00036	Other Contractual Services	16,200	12,551	18,900	18,900	30,000	18,900
SC_00085	Books,pubs,subs,educ,mem.	0	4,146	0	0	0	0
	Sub-Total of Operating Expenditures	**16,200**	**16,697**	**18,900**	18,900	**30,000**	18,900
SC_00102	Capital Outlay-equipment	10,000	5,701	8,000	0	0	8,000
	Sub-Total of Capital Outlay	**10,000**	**5,701**	**8,000**	0	**0**	8,000
	Total of Ord 016-2004 St Court Sup	**26,200**	**22,398**	**26,900**	18,900	**30,000**	26,900

Cost Center: **83001 Circuit Drug Court**
Fund: **001 General Fund**
Department: **Elected Officials**
Office: **Judicial Administration**

	Account	FY 2023 Adopted	FY 2023 Actual	FY 2024 Adopted	Estimated Actual	FY 2025 Proposed	FY 2025 Requested
SC_00016	Regular Salaries & Wages	60,801	61,728	63,841	65,757	0	65,757
SC_00019	Fica Taxes	4,651	4,661	4,884	4,884	0	5030
SC_00020	Life And Health Insurance	13,778	12,628	14,328	14,328	0	14,328
SC_00023	Retirement Contributions	7,242	7,656	7,348	7,348	0	8963
SC_00026	Workers Compensation	3,280	3,201	3,444	3,444	0	3548
	Sub-Total of Personal Services	**89,752**	**89,874**	**93,845**	93,845	**0**	97,626
SC_00036	Other Contractual Services	220,000	118,748	230,000	150,000	0	230,000
SC_00038	Professional Services	2,500	0	0	∅	0	∅
SC_00040	Postage/Freight	0	0	0	∅	0	∅
SC_00057	Risk Management Charges	4,955	7,537	9,577	7278	0	9,577
SC_00062	Repair And Maintenance	0	17,604	0	∅	0	∅
SC_00064	Printing And Binding	250	0	250	∅	0	250
SC_00068	Advertising	250	0	250	∅	0	250
SC_00071	Miscellaneous Expenses	0	22	0	∅	0	∅
SC_00078	Office Supplies	300	320	300	300	0	300
SC_00083	Operating Supplies	0	671	500	1,500	0	500
SC_00085	Books,pubs,subs,educ,mem.	1,000	876	1,000	1000	0	1000

Cost Center **83001 Circuit Drug Court**
Fund: **001 General Fund**
Department **Elected Officials**
Office **Judicial Administration**

Account		FY 2023 Adopted	FY 2023 Actual	FY 2024 Adopted	Estimated Actual	FY 2025 Proposed	FY 2025 Requested
SC_00400	Travel And Per Diem	3,750	0	3,000	3,000	0	3000
	Sub-Total of Operating Expenditures	**233,005**	**145,778**	**244,877**	163,078	**0**	244,877
SC_00102	Capital Outlay-equipment	30,000	34,573	0	∅	0	∅
	Sub-Total of Capital Outlay	**30,000**	**34,573**	**0**	∅	**0**	∅
	Total of Circuit Drug Court	**352,757**	**270,225**	**338,722**	256923	**0**	342,503

Cost Center: **83500 Pretrial Release**
Fund: **001 General Fund**
Department: **Elected Officials**
Office: **Judicial Administration**

	Account	FY 2023 Adopted	FY 2023 Actual	FY 2024 Adopted	Estimated Actual	FY 2025 Proposed	FY 2025 Requested
SC_00016	Regular Salaries & Wages	356,923	346,933	304,827	257,070	0	320,342
SC_00018	Overtime	2,000	250	2,000	0	0	2000
SC_00019	Fica Taxes	27,305	25,407	23,319	16,501	0	24,506
SC_00020	Life And Health Insurance	93,002	85,239	85,968	85,968	0	85,968
SC_00023	Retirement Contributions	42,510	43,017	35,086	31,000	0	43,663
SC_00026	Workers Compensation	19,256	19,158	16,445	16,445	0	17,283
	Sub-Total of Personal Services	**540,996**	**520,004**	**467,645**	406,984	**0**	493,762
SC_00036	Other Contractual Services	4,000	458	4,000	4000	0	12,266
SC_00040	Postage/Freight	480	12	480	6	0	480
SC_00057	Risk Management Charges	6,416	9,758	12,400	9,422	0	12,400
SC_00064	Printing And Binding	500	479	500	0	0	500
SC_00068	Advertising	500	0	500	100	0	500
SC_00071	Miscellaneous Expenses	0	0	0	0	0	0
SC_00078	Office Supplies	2,000	1,420	1,800	1,800	0	1800
SC_00083	Operating Supplies	250	1,652	250	1,250	0	250
SC_00085	Books,pubs,subs,educ,mem.	2,400	365	2,400	2,000	0	2400

Cost Center **83500 Pretrial Release**
Fund: **001 General Fund**
Department **Elected Officials**
Office **Judicial Administration**

Account		FY 2023 Adopted	FY 2023 Actual	FY 2024 Adopted	Estimated Actual	FY 2025 Proposed	FY 2025 Requested
SC_00400	Travel And Per Diem	7,000	718	7,000	4,000	0	7,000
	Sub-Total of Operating Expenditures	**23,546**	**14,861**	**29,330**	22,578	0	37,596
	Total of Pretrial Release	**564,542**	**534,865**	**496,975**	429,562	0	531,358

Cost Center: **83501 Screening Lab**
Fund: **001 General Fund**
Department: **Elected Officials**
Office: **Judicial Administration**

	Account	FY 2023 Adopted	FY 2023 Actual	FY 2024 Adopted	Estimated Actual	FY 2025 Proposed	FY 2025 Requested
SC_00016	Regular Salaries & Wages	110,374	83,788	119,045	119,045	0	125,505
SC_00019	Fica Taxes	8,444	6,316	9,107	9,107	0	9601
SC_00020	Life And Health Insurance	27,556	25,256	28,656	28,656	0	28,656
SC_00023	Retirement Contributions	13,146	10,396	13,702	13,702	0	17,106
SC_00026	Workers Compensation	5,955	5,767	6,422	6,422	0	6,771
	Sub-Total of Personal Services	**165,475**	**131,523**	**176,932**	176,932	**0**	187,639
SC_00036	Other Contractual Services	12,000	0	8,000	Ø	0	8,000
SC_00040	Postage/Freight	0	302	0	750	0	Ø
SC_00068	Advertising	400	360	500	Ø	0	500
SC_00071	Miscellaneous Expenses	0	18	0	Ø	0	Ø
SC_00078	Office Supplies	300	0	600	500	0	600
SC_00083	Operating Supplies	60,000	62,687	60,000	60,000	0	60,000
SC_00400	Travel And Per Diem	4,000	9,293	7,000	8,000	0	7000
	Sub-Total of Operating Expenditures	**76,700**	**72,660**	**76,100**	69,250	**0**	76,100
	Total of Screening Lab	**242,175**	**204,182**	**253,032**	246,182	**0**	263,739

Cost Center: **83502 Probation Services**
Fund: **001 General Fund**
Department: **Elected Officials**
Office: **Judicial Administration**

	Account	FY 2023 Adopted	FY 2023 Actual	FY 2024 Adopted	Estimated Actual	FY 2025 Proposed	FY 2025 Requested
SC_00016	Regular Salaries & Wages	324,813	285,596	328,989	266,531	0	347,631
SC_00019	Fica Taxes	24,848	21,894	25,168	20,668	0	26,594
SC_00020	Life And Health Insurance	99,890	91,553	100,296	100,296	0	100,296
SC_00023	Retirement Contributions	38,685	35,394	37,867	32,700	0	47,382
SC_00026	Workers Compensation	17,524	16,708	17,749	17,749	0	18,755
	Sub-Total of Personal Services	**505,760**	**451,145**	**510,069**	437,944	0	540,658
SC_00040	Postage/Freight	480	0	0	Ø	0	Ø
SC_00064	Printing And Binding	500	376	500	400	0	500
SC_00068	Advertising	700	720	500	Ø	0	500
SC_00071	Miscellaneous Expenses	0	200	0	Ø	0	Ø
SC_00078	Office Supplies	1,800	1,544	2,100	1,500	0	2,100
SC_00083	Operating Supplies	250	799	250	Ø	0	250
SC_00085	Books,pubs,subs,educ,mem.	2,400	0	2,400	Ø	0	2400
SC_00400	Travel And Per Diem	5,800	1,344	5,000	5,000	0	5000
	Sub-Total of Operating Expenditures	**11,930**	**4,984**	**10,750**	6,900	0	10,750
	Total of Probation Services	**517,690**	**456,128**	**520,819**	444,844	0	551,408

Cost Center: **84500 Information Systems**
Fund: **001 General Fund**
Department: **Elected Officials**
Office: **Judicial Administration**

	Account	FY 2023 Adopted	FY 2023 Actual	FY 2024 Adopted	Estimated Actual	FY 2025 Proposed	FY 2025 Requested
SC_00016	Regular Salaries & Wages	176,406	142,314	181,125	98,268	0	187,900
SC_00019	Fica Taxes	13,495	10,307	13,856	5,962	0	14,374
SC_00020	Life And Health Insurance	41,334	37,884	42,984	42,984	0	42,984
SC_00023	Retirement Contributions	21,010	17,197	20,848	8,000	0	25,611
SC_00026	Workers Compensation	2,362	2,276	2,425	2,425	0	2,516
	Sub-Total of Personal Services	**254,607**	**209,977**	**261,238**	157,639	**0**	273,385
SC_00043	Phone	2,281	940	2,281	2,500	0	2,281
SC_00057	Risk Management Charges	2,588	3,937	5,003	3802	0	5,003
SC_00068	Advertising	0	360	0	ϕ	0	ϕ
SC_00071	Miscellaneous Expenses	0	31	0	ϕ	0	ϕ
SC_00078	Office Supplies	900	343	900	250	0	900
SC_00083	Operating Supplies	0	411	0	ϕ	0	ϕ
SC_00085	Books,pubs,subs,educ,mem.	1,500	0	1,500	1,000	0	1,500
SC_00400	Travel And Per Diem	2,000	130	1,500	1,000	0	1,500
	Sub-Total of Operating Expenditures	**9,269**	**6,152**	**11,184**	8,552	**0**	11,184
	Total of Information Systems	**263,876**	**216,130**	**272,422**	166,191	**0**	284,569

Cost Center: **82507 J Ct Tech Fs28.24(12)(e)**
Fund: **158 Miscellaneous Special Revenue Fund**
Department: **Elected Officials**
Office: **Court Technology Fund**

	Account	FY 2023 Adopted	FY 2023 Actual	FY 2024 Adopted	Estimated Actual	FY 2025 Proposed	FY 2025 Requested
SC_00016	Regular Salaries & Wages	0	0	0	Ø	0	Ø
SC_00019	Fica Taxes	0	0	0	Ø	0	Ø
SC_00020	Life And Health Insurance	4,133	0	0	Ø	0	Ø
SC_00023	Retirement Contributions	0	0	0	Ø	0	Ø
SC_00026	Workers Compensation	0	56	0	Ø	0	Ø
	Sub-Total of Personal Services	**4,133**	**56**	**0**	Ø	**0**	Ø
SC_00036	Other Contractual Services	17,466	248	19,466	1,000	125,000	11,500
SC_00043	Phone	6,678	6,229	6,678	3,500	0	Ø
SC_00050	Rentals And Leases	14,992	3,411	12,992	12,992	0	Ø
SC_00062	Repair And Maintenance	12,719	4,083	2,591	Ø	0	24,496
SC_00083	Operating Supplies	10,800	10,123	10,800	15,000	0	12,800
SC_00085	Books,pubs,subs,educ,mem.	33,600	55,808	33,600	55,000	0	59,770
SC_00147	Copier Meter Usage Charges	0	3,624	10,128	8,000	0	Ø
	Sub-Total of Operating Expenditures	**96,255**	**83,526**	**96,255**	95,492	**125,000**	98,566
SC_00102	Capital Outlay-equipment	23,500	10,539	23,500	10,000	0	23,500

Cost Center: **82507 J Ct Tech Fs28.24(12)(e)**
Fund: **158 Miscellaneous Special Revenue Fund**
Department: **Elected Officials**
Office: **Court Technology Fund**

	Account	FY 2023 Adopted	FY 2023 Actual	FY 2024 Adopted	Estimated Actual	FY 2025 Proposed	FY 2025 Requested
SC_00105	Capital Outlay Equipment < $1,000	0	3,930	0	Ø	0	Ø
	Sub-Total of Capital Outlay	**23,500**	**14,468**	**23,500**	10,000	**0**	23,500
SC_00142	Lease Principal Payment	0	10,151	0	Ø	0	Ø
SC_00143	Lease Interest Expense	0	1,090	0	Ø	0	Ø
	Sub-Total of Other Uses	**0**	**11,240**	**0**	10,000	**0**	Ø
	Total of J Ct Tech Fs28.24(12)(e)	**123,888**	**109,291**	**119,755**	105,492	**125,000**	132,066

FY25 Proposed Budget

Health Department

Date: May 10, 2024

To: Kevin Wilson, Monroe County Administrator
John Quinn, Monroe County Office of Management and Budget

Craig Cates, Monroe County Commissioner - District 1
Michelle Lincoln, Monroe County Commissioner- District 2
Jim Scholl, Monroe County Mayor Pro Tem - District 3
Dr. David Rice, Monroe County Commissioner- District 4
Holly Merill Raschein, Monroe County Mayor- District 5

From: Dr. Carla Fry, Administrator - Florida Department of Health- Monroe CF

Subject: 2024-2025 Budget Request

In our continuing effort to promote and protect the health and safety of all persons in Monroe County through the delivery of quality public health services, we request the following funding for the upcoming contract year (October 1, 2024 – September 30, 2025):

County Tax Revenue	$ 1,762,675	For Public Health Operations

This amount represents a 9.6% increase over the current year funding of $1,608,237. The change is driven primarily by the expansion of services throughout Monroe County. These changes are outlined in the following narrative. Thank you for your consideration.

CC: Mark Roby- Sr. Community Health Nursing Director, Monroe County Health Department

Monroe County Health Department

Board of County Commissioners Funding Request

Fiscal Year 2024-25

Prepared by

Dr. Carla Fry, Administrator & Health Officer

Dr. Mark Roby, Sr. Community Health Nursing Director

Table of Contents

Budget Request Summary 4
Introduction 5
Pillars of Public Health 7
2023 Highlights by the Numbers 8
A Message from the Health Officer 9
Immunizations 10
Immunizations 2024-25 Budget Request 11
Family Planning 12
Family Planning 2024-25 Budget Request 13
Epidemiology/Disease Prevention 14
Epidemiology/Disease Prevention 2024-25 Budget Request 15
Community Health 16
Community Health 2024-25 Budget Request 19
Public Information and Marketing 19
Public Information and Marketing 2024-25 Budget Request 20
Preparedness 21
Preparedness 2024-25 Budget Request 22
Environmental Public Health 23
Environmental Public Health 2024-25 Budget Request 24
Health Clinic Operations (Key West, Marathon, & Tavernier) 25
Health Clinic Operations 2024-25 Budget Request 26
School Based Dental Program 27
School-Based Dental Program 2024-25 Budget Request 27
Florida Department of Health Monroe BOCC Funding Request Summary 28

Budget Request Summary

Services	Description	Funding request
Immunizations	Core public health function to provide immunizations for preventable diseases.	$ 557,356
Family Planning	Services for men and women that include prenatal care, cervical & breast health, family planning & counseling, and domestic violence screening.	$390,552
Epidemiology & Disease Prevention	The Epidemiology program at FDOH-Monroe continues to integrate and enhance the existing surveillance systems at the local, state, national, and international levels to detect, monitor, report and evaluate public health threats.	$227,726
Community Health	The Community Health Division is actively engaged in three significant projects: the Quality-of-Life Plan, the Stock Island Community Health Initiative, and the Community Health Improvement Plan (CHIP). The division also organizes community outreach events designed to improve health, wellness, and safety in the community.	$138,419
Public Information	Timely and accurate dissemination of information between the health department, the media and the public are essential insure the health, wellness, and safety of the community.	$96,167
Preparedness	The priorities of the Preparedness Program are to ensure delivery of essential medical and public health services are maintained or restored following a disaster and that assistance is provided to meet emergency needs of the affected population.	$43,463
Environmental Health	Environmental Health (EH) is a branch of FDOH-Monroe dedicated to protecting the public from illness related to water quality, food hygiene in group settings, septic systems, tattoo and piercing facilities, public swimming pools, etc.	Funding provided by County approved service fees.
Health Clinic	The Health Clinic is open 8:00am-5:00pm Monday thru Friday and sees clients by appointment and on a walk-in basis.	$243,992
School Based Dental Program	The program fosters a positive dental presence within the community by providing preventive dental care to children who are most at-risk for developing dental issues.	$65,000
Total Funding Request		**$1,762,675**

Introduction

The Florida Department of Health in Monroe County (DOH-Monroe) works closely with county commissioners, emergency management, and other local and federal agencies to protect the health and welfare of Monroe County residents and visitors.

MISSION To protect, promote, and improve the health of all people in Florida through integrated state, county, and community efforts.

VISION To be the **healthiest state** in the nation.

VALUES

Innovation
We search for creative solutions and manage resources wisely.

Collaboration
We use teamwork to achieve common goals and solve problems.

Accountability
We perform with integrity and respect.

Responsiveness
We achieve our mission by serving our customers and engaging our partners.

Excellence
We promote quality outcomes through learning and continuous performance improvement.

Public Health Accreditation Board Accredited Health Department 2015 Reaccredited March 9, 2022

PUBLIC HEALTH TOUCHES OUR LIVES EVERY DAY



Child & Maternal Health



Prevention



Safety



Healthy Environment



Immunizations



Preparedness

Pillars of Public Health



CLINIC AND COMMUNITY HEALTH

- Dental and Dental Sealant
- Immunizations
- Family Planning
- Health Promotion
- Refugee Health
- Narcan Distribution
- School Health
- Vital Statistics

Maternal and Child Health

- Women, Infants, and Children (WIC)

DISEASE CONTROL AND PREVENTION

- Epidemiology
- HIV and Sexually Transmitted Infections
- Tuberculosis Control



INITIATIVES AND OUTREACH

- Playing it Safe! Kids and Cars Program
- Health Education:
  - Nutrition
  - Water Safety
  - Handwashing
  - Bullying
  - Dental Health
  - Bicycle Safety
- FL Healthy Communities
- FL Healthy Babies
- Minority Health
- PACE-EH



PREPAREDNESS AND RESPONSE

- Hurricane/Severe Weather Preparedness
- Special Needs Shelter (SpNS)
- Man-Made Disasters
- Natural Disasters
- Point of Distribution sites (PODs)
- Community stakeholder engagement with local public health and health care partners
- Comprehensive Emergency Management Plan (CEMP)



ENVIRONMENTAL PUBLIC HEALTH

Programs and Services

- Healthy Beaches
- Drinking Water/Well Testing
- Sanitary Nuisances

Permitting, Licensure, and Inspection

- Septic
- Body Piercing
- Biomedical Waste
- Mobile Home Parks
- Public Pools/Spas
- Tanning Facilities
- Tattoo Facilities
- Group Care Facilities
- Migrant Labor Housing

2023 Highlights by the Numbers

11,175 Childhood Immunizations Administered

9,890 Refugee Health Visits

1,675 Dental Sealants Provided

1,331 Swimming Pools Inspected

1,645 Women's Health Visits Provided

6,858 Individual Clients Seen

450,000 Condoms Distributed

66 Community Health Outreach Events Held

97 Travel Vaccine Appointments

255 Narcan Kits Provided

852 HIV Tests Administered

894 Adult Health Visits

20,663 Clinic Client Visits

115,582 Services Provided

6,537 Nutrition Education Consultations Provided

1,932 WIC Certification Appointments

166 Newly insured Monroe County Residents

246 Beach Inspections

11,315 Adult Uninsured Vaccines Provided

1,271 Breastfeeding Education Appointments

A MESSAGE FROM THE

HEALTH OFFICER

GRATITUDE TO OUR BOCC

As we plan for the coming fiscal year, I wanted to take a moment to acknowledge our terrific working partnership and express my sincere gratitude.

Our team served throughout the year with passion, compassion, and care for our clients, our community, and for each other. No matter the obstacles they faced, they never lost sight as to why we are here; to serve our community.

Staff at FDOH-Monroe have an incredible ability to adapt and overcome the challenges and obstacles as they arise and the BOCC has been an incredible source of support every step of the way!

I look forward to 2024-25 and seeing the ways Monroe County will lead the state in public health.



Dr. Carla Fry, Administrator

Office 305.676.3835

Mobile 305.619.5395

Carla.fry@flhealth.gov

This Board of County Commissioners (BOCC) funding request reflects the needs of an ever-changing client demographic, evolving communicable disease patterns, and a major emphasis on providing the services requested by our clients and community leaders. In 2023, FDOH-Monroe saw an unprecedented number of clients across programs with a year-over-year increase of 4,449 visits. We are nearly fully staffed with 72.65 FTE (85 employees) which is an incredible feat in a challenging labor market. FDOH-Monroe has an annual budget of just over 10 million dollars including funds from federal, state, local, and grant sources. Details that follow will provide programmatic overviews and aspirations for the coming year. We appreciate your time and consideration and welcome any questions you may have.



Immunizations

The immunizations scope of work is one of the largest endeavors we have at FDOH-Monroe with services for infants, school-aged children, adults, and travel-related vaccines available at all three locations. As a part of the Core Programming, FDOH-Monroe immunizes all children from birth to 18 years of age ensuring that no child is prevented from attending school because of vaccine deficiencies. Community Outreach immunizations are routinely held at the local homeless shelter and a variety of businesses throughout the Keys based on employer request. These events were borne out of the pandemic as we learned the best way to reach our population is to “meet them where they live and work”.

Immunization guidelines are taken from the Advisory Committee on Immunization Practices (ACIP) and supported by the Centers for Disease Control and Prevention (CDC). A comprehensive list of vaccine recommendations and guidelines can be found at ACIP Vaccine Recommendations | CDC.

Vaccines most administered at FDOH-Monroe include the following:

- Tetanus, Diphtheria, & Pertussis (Tdap)
- Influenza (Flu)
- Pneumonia
- Human Papilloma Virus (HPV)
- Menactra (Meningitis)
- Hepatitis A

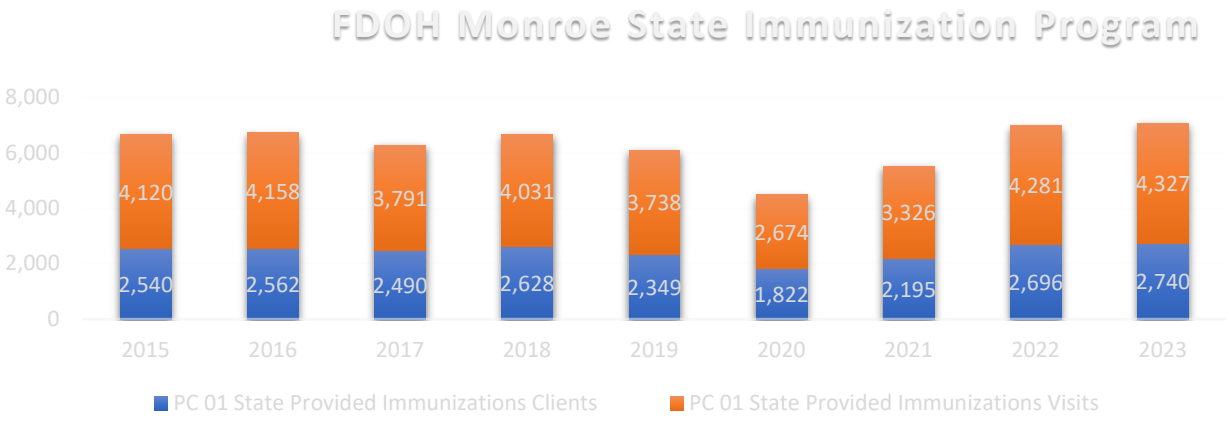

Immunizations 2024-25 Budget Request

There are two areas of focus pertaining to vaccinations in fiscal year (FY) 2024-25: *1) Disease/outbreak prevention, 2) Community Outreach Programming.* Funding requests for these services are broken down into the following categories:

Funding Description	2024-25 Request
Vaccine Costs	$233,000
Medical Supplies	$20,000
"Reach out and Read" Books for Children receiving vaccines	N/A (another funding source identified)
Advertising Campaigns	$10,000
Vaccine-Related Travel	$5,000
1.0 RN FTE Key West	$96,452
1.0 RN FTE Marathon	$96,452
1.0 RN FTE Tavernier	$96,452
	$557,356 **$22,796 increase**



Family Planning

The Family Planning Program at FDOH-MONROE includes a broad range of care, education, and services for women and men residing in Monroe County. These wrap around services include prenatal care, cervical & breast health, family planning & counseling, and domestic violence screening. Examples of the type of services included in the program are listed below.

- Physical exams for women between the ages of 14 and 55
- Family planning education
- Birth control supplies
- Family planning pharmaceuticals
- Counseling services and referrals for domestic violence, human trafficking, nutrition,
- Smoking cessation w/ free nicotine patches
- Sterilization for women and men supported in partnership with local providers

Family planning clinical services are an integral part in the effort to prevent, diagnose, and treat sexually transmitted diseases (STDs) and serve as a referral to other programs at FDOH-Monroe thereby enhancing men and women's access to care. Of the approximately 720 births in Monroe County each year, 25% qualify for Medicaid because they are legal citizens that live at or below the 185% of the federal poverty level. An additional 20-25% who are uninsured or underinsured meet the level of poverty standards but are ineligible for Medicaid due to their citizenship status.

In 2023, the state sponsored Refugee Health Program once again experienced a substantial increase in the number of Cuban and Haitian refugees being admitted to the United States. In

2021, FDOH-Monroe saw a total of 153 refugees. This number increased to 1,081 in 2022, and in 2023 there were 2,184 unique clients totaling 9,890 office visits. Though the Refugee Health Program which consists of initial lab work, immunizations, and a physical is funded by the Office of Refugee Resettlement, subsequent services such as reproductive health, family planning and communicable illnesses are not covered.

Family Planning saw a year-over-year increase in client visits from 1,495 in 2022 to 1,645 in 2023 and these numbers have continued to rise in early 2024. Family Planning Services are offered routinely at all three locations with an Autonomous Advanced Practice Nurse who specializes in women's health. We also forged a relationship with the Surgery Center and a local GYN MD to perform tubal ligations for indigent clients with no payor source. Historically, women have had to leave Monroe County to have this service performed, sometimes resulting in extreme hardship with loss of income, transportation issues, and difficulty receiving follow-up care.

Family Planning 2024-25 Budget Request

Title X federal funding for Family Planning operates on a five-year rolling cycle which means the increased client volume/services will not see increased funding for another four years. Total Title X funding for the program in Monroe County this FY will be just over $80,000 until the rolling cycle "catches up" with productivity.

Funding Description	2024-25 Request
Indigent Care/Labs	153,520
0.5 RN FTE	$48,226
0.5 RN FTE	$48,226
1.0 APRN FTE	$140,580
	$390,552 **$21,292 increase**



Epidemiology/Disease Prevention

The Epidemiology team at FDOH-Monroe has a broad scope of work including monitoring Sexually Transmitted Diseases (STD), Tuberculosis (TB), Hepatitis, animal bites, water and vector borne illnesses. The Epidemiology program at FDOH-Monroe continues to integrate and enhance the existing surveillance systems at the local, state, national, and international levels to detect, monitor, report and evaluate public health threats for emerging diseases such as MPOX, Hepatitis A & B, Legionnaire's Disease, Dengue, Influenza, and the resurgence of Measles. Other, lesser-known reportable diseases and illnesses such as diphtheria, staphylococcus aureus, and vibriosis are also tracked and investigated by the Epidemiology team. The program also supports and strengthens human and technological resources to prevent, investigate, mitigate, and control current, emerging, and new public health threats and to conduct research and development that leads to interventions for such threats. Our local partnerships enhance our ability to reach the public with educational materials and messaging for the prevention of illness/disease. The Epidemiology team works in tandem with the clinics at each of our locations to ensure linkage to care without delay since time is of the essence with many of these illnesses.

In 2023-2024, new threats emerged as cases of Measles, Malaria, and Hepatitis increased across the state. In the summer of 2023, Monroe County experienced extreme heat and as a result many residents and visitors experienced heat-related illnesses. These illnesses were monitored by the Epidemiology program and advisories and/or precautions were sent out to providers throughout Monroe County. Sexually transmitted illnesses including syphilis, gonorrhea, and chlamydia were also on the rise in 2023 necessitating a robust contact tracing and education program. To access the most current communicable disease statistics available the following link may be helpful: https://www.FLHealthCHARTS.gov.

Funding from the State TB program is primarily based on the number of active TB cases treated per year in any given county. Monroe County does not historically, have a high number of Active TB cases; however, in recent years, there has been an influx of refugees entering Monroe County from Haiti, Cuba, Nicaragua, Venezuela, as well as Ukraine. These Countries are known to have high incidences of TB. Though not easily spread, TB is an airborne illness, making prevention and surveillance of paramount importance to public health. The Monroe County Health Department currently supports 1 FTE-TB Program Manager. The Program Manager is responsible for screening, testing, and treating clients with active and latent TB infection. Educating our community partners and first responders was also adopted as a priority in the 2023 strategic plan. This past year first responders at the KWFD received teaching about Tuberculosis including, signs and symptoms to look for and ways to protect themselves from infection. This ongoing effort to educate community members about Tuberculosis is important to continue to keep TB transmission at a minimum. The FDOH State TB Program has pledged $43,787 to Monroe County Health Department for FY 2024-2025. To provide ongoing funding for the additional TB services outlined in the DOH-Monroe Strategic plan, additional funding is outlined below.

Epidemiology/Disease Prevention 2024-25 Budget Request

Based on trends identified in 2023, the unmet financial needs for Epidemiology are primarily in the surveillance and tuberculosis sections.

Funding Description	2024-25 Request
Indigent Care – Diagnostic Testing/Labs	$10,000
Continuing Education	$5,000
1.0 FTE Epidemiologist	$94,500
0.25 FTE Infectious Disease Physician	$45,000
0.5 RN FTE Tuberculosis	$48,226
TB Outreach, prevention, testing	$25,000
	$227,726 **$77,726 increase**

Community Health

The Community Health Improvement Division is responsible for a broad scope of work including improving access to care, addressing mental health and substance abuse, and administering grants such as “Health in all Policies”, “Age Friendly Public Health Systems” and “Tobacco Free Florida”. The department most recently led Stock Island Community Health Survey seeking input from residents on how best to meet their needs, address gaps in service, and give a voice to those who are underserved. In 2023, over 100 Community Outreach events ranging from small settings to large-scale events were conducted throughout the Keys. The events branded “Health to You” are designed to bring services to clients where they live, work, and play. Since the inception of the program in 2022, 22 community partners including AHEC, CHI, Rural Health Network, the Monroe County Sheriff’s Office, the Sylvester Cancer Center, The Epilepsy Foundation, and many more have joined us at the events to enhance our ability to serve the community. Participants benefit from free health screenings, immunizations, HIV testing, Narcan, bike helmets, glucose monitors, and more. This year, the department has added new screenings – diabetes (A1C and glucose tests) and blood pressure as part of the Closing the Gap grant.



DOH-Monroe, alongside a community group called Healthy Monroe, facilitates the creation, monitoring, and implementation of two Monroe County plans, the Community Health and Needs Assessment (CHNA) and the Community Health Improvement Plan (CHIP).

At the outset of the 2024-25 cycle, the CHIP is being revised and extended by partners to incorporate new objectives and priority areas. The CHIP addresses priority areas to reduce disparities in Monroe County and will continue over the next five years to improve overall health; preliminary priority areas are access to care, chronic disease management, mental well-being and substance use, prevention of human trafficking, and pedestrian/bicycle safety.

Continuing into 2024, a new cycle of the CHNA will begin by utilizing focus groups, community-based surveys and data, partner assessments, and input from the community on how best to improve help. This new CHNA will fuel the next CHIP and collaborative initiatives Monroe County partners will implement to address the needs of the community. The Community Health Division is actively engaged in three significant projects: the Quality-of-Life Plan, the Stock Island Community Health Initiative, and the Community Health Improvement Plan (CHIP). The Quality-of-Life Plan is an integral component of the Closing the Gap – Minority Health grant spearheaded by the department's Minority Health Liaison. The current iteration of the plan, spanning from 2022 to 2025, has been meticulously crafted to elevate the quality of life and enhance health outcomes among racial and ethnic minority populations. Through comprehensive health planning and the execution of Quality-of-Life projects, the aim is to dismantle social and economic barriers that hinder progress. The focal point of addressing health disparities is Mental Health in Monroe County, identified through thorough analysis of data and feedback from partners. Steering this endeavor is the Quality-of-Life Task Force, a coalition comprising 13 community partners convening on a quarterly basis. Noteworthy projects encompass the establishment of a future client-facing referral system in Monroe County, alongside initiatives such as Minority Health Events and Health to You Events, all geared towards nurturing well-being within the community.

The Stock Island Community Health Initiative utilized the PACE-EH methodology (Protocol for Assessing Community Excellence in Environmental Health), a well-established approach aimed at addressing social disparities, mitigating health discrepancies, and improving the overall health and welfare of underserved populations. A total of 716 surveys were collected, with 74% of responses in English, 17% in Spanish, and 9% in Haitian Creole. By actively engaging Stock Island residents, the initiative pinpointed critical issues and devised tailored strategies to effectively address their needs. Through collaborative efforts with diverse community partners, this initiative is poised to present its findings at the May 15, 2024, Board of County Commissioners meeting, demonstrating its commitment to advancing Stock Island's well-being.

The CHIP, developed in collaboration with community stakeholders county-wide, addresses Monroe County's top three health priorities: mental health and substance abuse, access to care, and health in all policies. Updated every five years, the CHIP is currently undergoing revision again this year. Utilizing the evidence-based MAPP (Mobilizing for Action through

Planning and Partnerships) methodology, the assessment process includes a county-wide assessment (the Well-Being Survey set to close on May 15, 2024), community partners assessment, and community context assessment. These assessments, along with prioritization-setting community meetings, will determine the next three public health priorities for Monroe County. Each health priority identifies a chairperson who hosts regular meetings to address community-identified issues.

Additionally, the Community Health Division provides outreach and support for injury prevention, multigenerational parks, drowning prevention, community health data analysis, and Bike Safety programs, all aimed at achieving better health outcomes within the community.

The Tobacco Prevention Program and the Monroe County School District continue to support and be one of the few counties to have all 15 ©Neola tobacco-free schools' policies in place. Since 2022, they've collaborated on cessation support, identifying 45 smoke-free multi-unit housing properties. A SWAT club at Horace O'Bryant Middle School engages in clean-ups, education, and advocacy. In 2023, four ordinances passed for smoke-free beaches and parks, making Monroe County the second in the state to do so. The Tobacco-free Florida Keys partnership educates on point-of-sale zoning. Chair Susan Kochan addressed Key West officials in March 2024, urging zoning changes. An ordinance proposal is expected in April 2024 to extend protections to Key West, Marathon, and Key Largo. The DOH team continues community education on tobacco's health effects.

As a regional trainer, DOH-Monroe's Director of Community Health trains residents and community partners to be certified to properly fit helmets as part of a grant by the FL Pedestrian Bicycle Resource Center. Over the past fiscal year, personnel from the Monroe County Sheriff's Office, Florida Keys Healthy Start Coalition, Star of the Sea Outreach Mission, and Wesley House Family Services underwent training. As of now, the program has successfully trained 120 individuals, with ongoing efforts to expand participation.

In 2023, a part-time grant writer was hired to enhance FDOH-Monroe's capabilities for securing additional funds to support community endeavors. To date, the department has secured funds to support prevention of chronic illnesses, and there are several grant applications pending with an emphasis on CHIP initiatives including drowning prevention and the elimination of disparities. Some of the funds will be utilized to enhance capabilities at Bernstein Park by adding refrigeration. Funds have also been secured to embark on a project with The College of the Florida Keys (CFK) to start a small satellite health clinic on campus. The "Tuga Clinic" at CFK will directly impact one of the five areas of focus from the Stock Island Community Health Survey which was to bring healthcare to Stock Island. In 2024, the Community Health Division will work closely with the FDOH-Monroe Clinic to ramp up services at CFK for staff, faculty, students, and the community at large.

Community Health 2024-25 Budget Request

Funding Description	2024-25 Request
1.0 FTE Tobacco Prevention/Cessation	$72,519
0.5 FTE Community Health Educator	$30,900
Customer Satisfaction Kiosk Renewals	$5,000
Professional Consulting for CHIP	-
Contractual services for ads, surveys, and publications	$20,000
Access to Care Supplies (diabetes & blood pressure screening materials)	$10,000
	$138,419 **$23,274 increase**

Public Information and Marketing

As a rural island chain with a distinct culture separated from the mainland by over 126 miles, timely and accurate dissemination of information between the health department and the media and public have proven to be invaluable to residents of Monroe County. The Public Information Officer (PIO) is responsible for press releases and press briefs, marketing materials and campaigns, and serves as the face of the department when the Health Officer is unavailable. The PIO is also accountable to the Communications Division in Tallahassee ensuring that all stakeholders are looped in, particularly during outbreaks and emergencies. The PIO manages the FDOH-Monroe website and ensures that FDOH-Monroe materials and information is presented in a consistent manner. The PIO manages customer satisfaction initiatives, to ensure that FDOH-Monroe is meeting the expectations of the community.

This past year the PIO worked SurveyApp to contemporize the customer satisfaction survey process. This new system utilizes stand-alone kiosks located in key locations throughout the FDOH-Monroe facilities. There are five kiosks for clients to complete the survey in English, Spanish, or Haitian Creole. Additional languages will be added to the system in 2024. This system utilizes pictures and graphics to obtain feedback regarding the client's experience. The kiosks also display staff pictures to allow clients the ability to recognize specific individuals who impacted their visit. Clients who wish to take the survey a home can scan the QR code on posters place throughout the facilities or take a palm card and complete the survey at home. The case management portable application provides real-time data to Program Managers to address client concerns should they wish to identify themselves.

The PIO has also been involved in improving employee satisfaction by improving internal communication and recognition. The "DOH-Monroe Insider" is a staff newsletter published quarterly. The newsletter provides staff recognition, education topics, and inspirational event pictures. The overarching goal is to enhance communication and improve retention rates at FDOH-Monroe.

The PIO is an integral component of our outreach and communication with the community. In 2023 the FDOH-Monroe SharePoint and Intranet were upgraded, to improve navigation and access. The PIO is responsible for sending out press releases and advisories to the community. These notices include upcoming events, training opportunities, and urgent health related alerts. Some exemplars include:

- Heat related advisories and education
- Suicide prevention education
- Affordable care act open enrollment information
- Numerous community outreach events
- Coordination of regular radio spots

In 2023, FDOH Monroe hosted the fifth annual PIO and Media Symposium sponsored by the Keys Health Ready Coalition. The symposium included training for approximately 35 PIO's and media representatives.

Public Information and Marketing 2024-25 Budget Request

In 2024-25, the PIO will address internal client-facing signage at each of the three locations. Community education flyers and brochures will be updated as will all materials designed to educate clients. The PIO is also collaborating with Monroe County TV to develop orientation videos for FDOH staff.

Funding Description	2024-25 Request
1.0 FTE PIO	**$96,167** **$2,801 increase**

Preparedness

The Florida Department of Health in Monroe County's Emergency Preparedness Program is actively involved in planning and responding to the public health needs of the community in times of emergency or disaster. The department works closely with community partners to ensure coordination of health and medical response within Monroe County. The Preparedness Program are to ensures delivery of essential medical and public health services before, during, and after a disaster with a Continuity of Operations Plan (COOP) aimed at minimizing disruption of essential services.

The Preparedness staff works closely with Monroe County Emergency Management, local law enforcement, fire/rescue, and the Board of County Commissioners (BOCC) staff to prepare for emergencies including, but not limited to hurricanes, mass-casualty events, utility events, and radiological emergencies. FDOH-Monroe Preparedness staff operates under the direction of the State of Florida Emergency Support Function Eight (ESF-8) communicating frequently with counterparts in other counties, senior leadership in Tallahassee, and the State Watch Office. Though FDOH-Monroe may not be the lead agency on any given occasion, the mission to protect Monroe County residents necessitates vigilance, open lines of communication, and collaboration with public and private partners.

During times of “blue skies”, the Preparedness Department does not sit idle. There are monthly drills to ensure staff responsiveness and maintain a state of constant readiness. Though Monroe County focuses heavily on hurricanes and staffing the Special Needs Shelter (SpNS), staff at FDOH-Monroe must enlist an “all hazards approach” as we are the lead agency responsible for distribution of potassium iodide tables should there be an incident at the nuclear facility, Turkey Point. We also work closely with the Department of Homeland Security as a part of the Medical Unified Group (MUG) for Operation Vigilant Sentry (OVS). Though the Health Department does not play an active role in migrant landings, should there be a mass migration event, healthcare needs could easily exceed capacity in the Keys; therefore, we maintain the ability to scale services for such an event.

In 2023, excessive heat became an issue during the summer. As heat-related illnesses rose, FDOH-Monroe issued advisories, and worked with community partners to do the same. Through our partnership with Rural Health Network, we were able to place an air-conditioned mobile medical unit on standby. Fortunately, this was not needed. Exercises utilizing the National Incident Management System (NIMS) are conducted at least quarterly. During the time Monroe was experiencing excessive heat, staff were activated into their “gray sky” roles using NIMS to ensure we had the ability to scale up services throughout the county.

Most of the equipment on hand for emergency response was outdated as 2023 approached with much of the FDOH-Monroe cache dating back to the pandemic. Through the Region 7 (Monroe, Dade, Broward, & Palm Beach) consortium, we were able to secure new medical carts designed as "grab and go" equipment for activations/emergencies. This equipment further enhances our ability to respond at a moment's notice. Protocols were set up for routine testing of all communications equipment, and oxygen concentrators were purchased to eliminate the need for oxygen tanks which are difficult and dangerous to transport to the SpNS shelter. All staff underwent fit testing for N95 masks and completed NIMS training commensurate with their gray sky roles at FDOH-Monroe. As 2024 approaches, we have a full complement of staff prepared for whatever comes our way.

Preparedness 2024-25 Budget Request

For the 2024-25 FY, Preparedness staff are focusing heavily on continuing education for staff, strengthening relationships with community partners, and upgrading the remainder of the communication and response equipment with an emphasis on an "all hazards" approach to Preparedness in Monroe County.

Funding Description	2024-25 Request
0.25 Preparedness FTE	$23,463
0.25 Planner FTE	$20,000
	$43,463 **$21,117 increase**

Environmental Public Health

Environmental Public Health (EPH) is a branch of FDOH-Monroe dedicated to protecting the public from illness related to water quality, food hygiene in group settings, septic systems, tattoo and piercing facilities, public swimming pools, etc. They work to ensure the health of our community through enforcement of statutes and rules through collaboration with county, state, and federal entities such as fire/rescue, law enforcement, the Division of Business and Professional Regulation (DBPR), The Department of Environmental Protection (DEP), and the Board of County Commissioners. EH works closely with Epidemiology investigating illnesses traced back to water, animal bites, vector-borne, and sanitary nuisances.

In 2023, EH conducted inspections as follows:

SERVICE DESCRIPTION	TOTAL SERVICES	LABOR HOURS
EPIDEMIOLOGY JOINT INVESTIGATIONS	6.00	13.25
TATTOO FACILITIES SERVICES	35.00	128.25
ENVIRONMENTAL HEALTH INITIATIVES	1.00	3.50
COASTAL BEACH MONITORING	246.00	314.25
FOOD HYGIENE SERVICES	339.00	556.50
BODY ART FACILITY SERVICES	7.00	31.50
GROUP CARE FACILITIES	36.00	57.00
MOBILE HOME PARKS	113.00	146.00
SWIMMING POOLS	1331.00	2353.25
INDIVI. SEWAGE DISPOSAL SERVS	83.00	1126.00
SOLID WASTE DISPOSAL SERVS	0.00	1.50
BIOMEDICAL WASTE SERVICES	190.00	255.50
SANITARY NUISANCE SERVICES	28.00	62.75
TANNING FACILITY SERVICES	2.00	10.50
TOXIC/HAZARDOUS SUBSTANCES	581.00	2274.50
GENL ENVIR. HEALTH SERVS	0.00	3792.90
	2998.00	**11127.15**

Environmental Public Health 2024-25 Budget Request

In 2023, the BOCC approved a new Fee Schedule for Environmental Public Health. As such, the department can now fully sustain operations with departmental revenue eliminating the need for local government funding at this time.

Health Clinic Operations (Key West, Marathon, & Tavernier)

FDOH-Monroe maintains clinic operations in Key West, Marathon, and Tavernier. The Health Clinics are staffed by a multi-disciplinary team of physicians, nursing practitioners, registered nurses, medical assistants, dieticians, lactation consultants and front-office personnel. In addition to supporting the services discussed above, the Health Clinic works with other programs, such as Healthy Start, Women, Infants, & Children (WIC), Refugee Health, care for persons living with HIV/AIDS, and Health Counseling for uninsured/underinsured daily. The Health Clinic is open 8:00am-5:00pm Monday thru Friday and sees clients by appointment and on a walk-in basis.

In 2023, the Health Clinics delivered an unprecedented number of services inside the clinics and via community outreach which has taken on a life of its own. The table below lists the number of clients, and the number of services provided for all three clinics, and for selected programs.

In 2023, FDOH-Monroe had billable services in the amount of $522,794.04. Many clients meeting guidelines had sliding scale billing resulting in zero dollars owed. Still others were unable to pay citing rising cost of housing, transportation, and food. Revenue received from billables in 2023 was $268,973.70, leaving a gap in clinic fee revenue of $253,820.34.

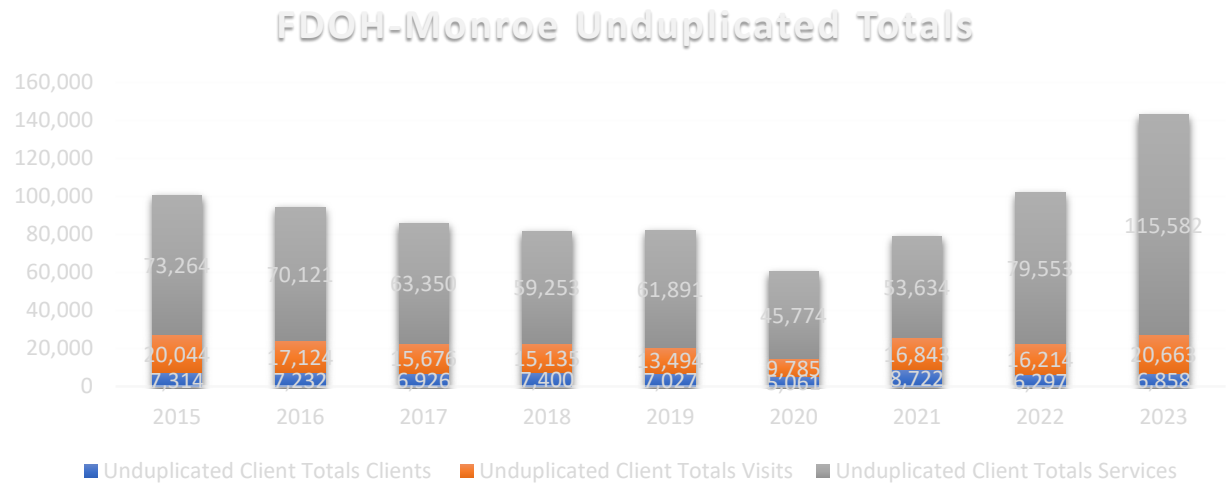

Health Clinic Operations 2024-25 Budget Request

Funding Description	2024-25 Request
0.5 FTE APRN	$97,350
1.0 FTE RN (ROTH)	$96,452
1.0 FTE Health Tech (RIC)	$50,190
1.0 FTE Health Tech (ROTH)	Not currently needed
	$243,992 **$29,378 decrease**

School Based Dental Program

FDOH-Monroe started a School-Based Dental Sealant Program (SBDSP) as part of a comprehensive statewide oral health initiative. This was established to promote evidence-based prevention to achieve optimal oral health for 2nd and 7th grade Monroe County public school students. The program fosters a positive dental presence within the community by providing preventive dental care to children who are most at-risk for developing dental issues. Dental sealants are a thin, plastic coating applied to the chewing surfaces of molar teeth. Each sealant application applied to the tooth can prevent dental decay for up to five years. In 2019-2020 we added Fluoride Varnish to our program. This is an additional layer of protection to prevent/reduce cavities. In some instances, children in the sealant program need a cleaning performed before the sealants can be completed. When this situation arises, funds from the BOCC are utilized to cover the cost of the cleaning for those who are uninsured/underinsured.

FDOH-Monroe offers assessments, dental sealants, fluoride varnish, and Oral Hygiene Instruction by Licensed Dental Hygienists in our School-Based Dental Sealant Program clinics. The SBDSP clinic functions in every public school in the county at least once a year. In the 2nd and 7th grade all students (approximately 1,200) are provided an electric toothbrush, toothpaste, and a brushing timer. Additionally, each student is given oral hygiene instructions to promote the prevention of tooth decay.

In 2024, 844 students received dental sealant services through the FDOH-Monroe program. Funding for this program also supported dental cleanings for students with the greatest financial and dental hygiene needs throughout the County.

School-Based Dental Program 2024-25 Budget Request

Funding Description	2024-25 Request
Contractual Services Sealants/Cleanings	**$65,000** **$15,000 increase**

Florida Department of Health Monroe BOCC Funding Request Summary

Monroe County is consistently ranked as one of the healthiest counties in the state thanks to the strength of our partnerships and the financial support provided at the local level. [Monroe County, Florida | County Health Rankings & Roadmaps]

The total funding request for 2024-25 is $1,762,865. This represents a year-over-year increase of $154,628 (9.6%)

FY2023-24	**$1,608,237**
FY2024-25	**$1,762,675**

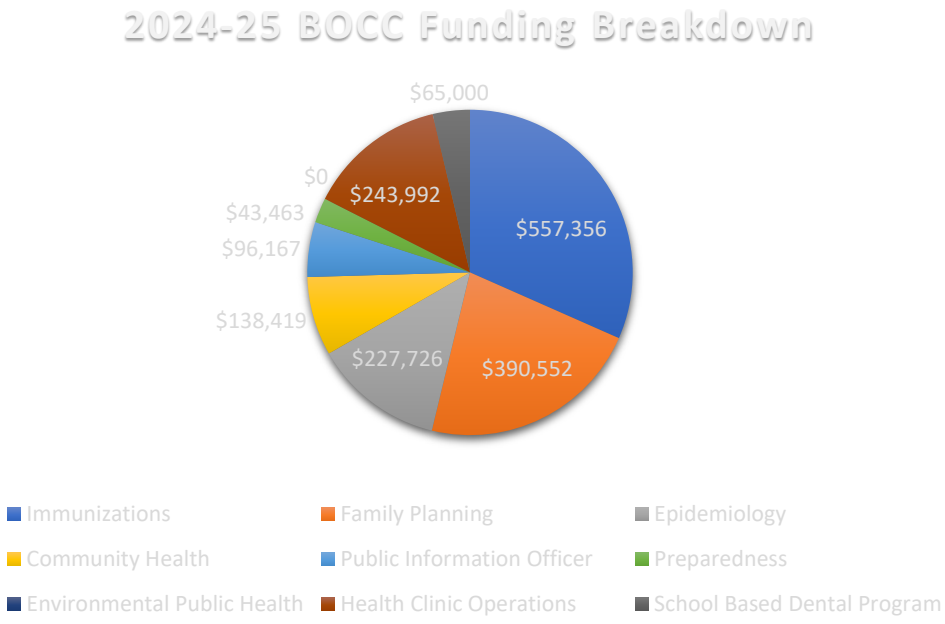

As always, FDOH-Monroe would like to thank the Board of County Commissioners for their unwavering commitment to the health of our residents. Please do not hesitate to reach out with any questions. We look forward to a year filled with health and wellness!

FY25 Proposed Budget

Land Authority

MONROE COUNTY LAND AUTHORITY

1200 Truman Avenue, Suite 207, Key West, FL 33040

Phone: (305) 295-5180 Fax: (305) 295-5181

MEMO TO: Kevin Wilson, P.E., County Administrator
Tina Boan, Senior Director of Budget & Finance

FROM: Christine Hurley, AICP, Land Authority Executive Director

CC: Bob Shillinger, County Attorney, Mark Rosch, Senior Acquisition Specialist, Cynthia Guerra, MPA, CFM, Acquisition Manager, Paunece Scull, Property Acquisition Specialist, Mike Lalbachan, Mitigation Administrator

DATE: March 20, 2024

RE: Forecast of FY25 Funding Needed for Density Reduction (DR), Less Than Fee (LTF), and DEP MOU Reimbursements Programs – Fund 316

We are pleased to submit our FY25 Budget request for Land Acquisition, Fund 316. Attached is a spreadsheet that includes our estimated Fund performance for FY24, with projected expenditures, revenues, and reimbursements.

Request:

1. Staff request is to rollover Fund 316 end of year balance, estimated to be $385,264* from FY24 to FY25, and an additional allocation of $2,838,000. This would provide funding for:

- $500,000 for DR represents 5 transactions at approximately $99,000 each.
- $2,688,000 for LTF represents 48 LTF transactions at approximately $56,000 each. (There is a waiting list of approximately 190 applicants, with an average purchase price of $56,000 per development right, there is an overall estimated need of $10,640,000.
- $35,264 revolving fund for product purchase (appraisals, surveys, title work, etc) reimbursed by DEP as requested.

* If a critical or timely land acquisition is identified in FY24, the 316 Fund balance of $385,264 is available for use in FY24. We do need to maintain an amount near $35,000 for appraisal and survey purchasing, which typically gets reimbursed by DEP under the MOA.

* Beginning May FY23 MCLA added a consultant (Property Acquisition Specialist) to perform Density Reduction and Less Than Fee transaction which increased the ability to successfully retire development rights during FY24. The consultant also assists in acquisition of conservation land, land for affordable housing, and recreation. Offers for Density Reduction and Less Than Fee transactions were stopped in January 2024 because all of the available funding in Fund 316, except for the remaining balance of approximately $350,000 has been committed. Staff estimates we can complete 12 LTF transactions per quarter.

* During FY23, staff identified the need to purchase land for road elevation resiliency projects and we are continuing to include prioritizing purchases that can benefit future resiliency projects that also retire density, as long as the main purpose of the purchase is density reduction.

Background:

As you know, Monroe County and the State of Florida could face significant legal liability due to the approximately 6,086 undeveloped privately owned vacant parcels in the Florida Keys Area of Critical State Concern (ACSC), which far exceeds the number of new residential building permits available through 2026 authorized by the State and administered by the County using the Rate of Growth Ordinance (ROGO). The State of Florida evaluated hurricane evacuation during 2023 and have issued a summary of various growth scenarios and what the issuance of additional ROGO units would mean for hurricane evacuation timing.

Without some amount of permits available, private property owners could file takings and Bert Harris suits against both the State and Monroe County. Even in the unlikely event that the County were to successfully defend each claim, the cost of defending against such claims will be significant. The following table shows the number of vacant parcels as of March 2024, with an analysis of lots that are wholly submerged or wetland and those with less than 1 transferrable development right (TDR) removed from the inventory. The result is of the 6086 total vacant privately owned lots, 2220 are of a habitat type and have zoning or land use that allow at least 1 TDR.

Grand Total Number of Vacant Privately Owned Lots in Unincorporated Monroe as of 2023: 6086		
March 2024 (PV - does not include condos, trailer parks, wetland lots or lots without at least 1 TDR) UNINCORPORATED MONROE COUNTY		
TIER	**2024 NUMBER OF PRIVATE VACANT PARCELS**	**2024 APPROX. JUST MARKET LAND VALUE**
No Tier	**8**	**$152,566**
Tier I	**398**	**$50,516,734**
Tier II	**165**	**$19,636,581**
Tier III-A	**96**	**$21,519,978**
Tier III	**1553**	**$440,718,543**
Total	**2220**	**$532,544,402**
2024 Average Parcel Value		**$239,884.87**

To help mitigate the anticipated liability, Monroe County, working with State partners, has implemented a long-term acquisition strategy in the Florida Keys aimed at reducing the total inventory of privately owned vacant land and to retire development rights from property owners. These efforts became more coordinated with the passage of the Florida Keys Stewardship Act (Stewardship Act) in July 2016.

Programs:

Since 2016, the County has expanded its land acquisition effort through the creation of new programs as follows:

Density Reduction Acquisition Program

The Density Reduction Program goal is to purchase lands that do not consist of significant habitat for the purpose of retiring the associated density (Transferable Development Rights or TDRs).

Since 2016, there have been 23 density reduction closings which included 25 lots through the end of FY 24 at a cost of $1,755,213.



Less Than Fee Acquisition Program

The Less Than Fee Program goal is to purchase Development Rights from owners of lots zoned IS, IS-M and URM adjacent to the seller's primary residence. Property owners can continue to use the land for non-habitable accessory structures permitted by county land use regulations, such as a pool, open yard, or garage.

Since 2016, the County has acquired 96 Less Than Fee Development Rights have been purchased at a cost of $5,069,132.

Less Than Fee Acquisitions by Year	
Year	Number of Lots
2018	3
2019	47
2020	23
2021	**2**
In response to the pandemic, LTF activities were suspended in April 2020, and authorized to resume in October 2021.	
2022	3
2023	10
2024	8
Total:	**96**

At the beginning of FY22, the Board authorized staff to resume the program, which had been suspended during the Covid-19 pandemic. The application process was re-opened, and applications are being received for new parcels proposed for the program. There are approximately 190 applications pending (approximately $10,640,000 in value) in this program.

Offers for Density Reduction and Less Than Fee transactions were stopped in January 2024 because all of the available funding in Fund 316 has been committed (except for the remaining balance of approximately $384,264).

Density Reduction Acquisition/ Resale Program

The Monroe County Land Authority manages the County's density reduction efforts. When buildable lots are acquired under the Density Reduction Program, they may be resold to homeowners of contiguous properties or to Property Owner Associations, without the ability of the purchaser to ask for a Rate of Growth Ordinance (ROGO) allocation to build a residential unit with all density stripped from the land. While the County had completed some resales prior to 2022, the County Commission adopted an ordinance establishing a "Resale Program" on January 21, 2022.

Since 2016, there have been 23 density reduction closings which included 25 lots through the end of FY 24 at a cost of $1,755,213.

FY 24 Progress: As of February 29, 2024, one density reduction property was purchase for $121,647.50. A second contract was approved at the February 21, 2024, BOCC meeting and is anticipated to close on March 18, 2024.

Density Reduction Acquisitions by Fiscal Year	
Year	Number of Lots
2017	**7**
2018	**7**
2019	**7**
2020	**1**
2021	**0**
In response to the pandemic, Density Reduction activities were suspended in April 2020, and authorized to resume in October 2021.	
2022	1
2023	1
2024 YTD	1*
Total:	**25***

*** Another Density Reduction purchase is scheduled to close on March 18, 2024**

Since 2016, 14 parcels were sold through the end of FY 23 generating $547,094 in revenue**.**

Density Reduction Resales by Fiscal Year	
Year	Number of Lots
2020	8
2021	3
2022	2
2023	1
2024 YTD	0
Total:	**14**

Pre-Acquisition/Resale to DEP

The MCLA has broadened its efforts to pre-acquire conservation purchases, which also retire density and partnered with DEP on resales to the State of Florida.

The State of Florida has made substantial investments in the Florida Keys purchasing conservation land pursuant to the Florida Forever Program. This program is administered by the Florida Department of Environmental Protection (DEP). The State has established three Florida Forever projects in the Keys:

- North Key Largo Hammocks
- Coupon Bight / Key Deer
- Florida Keys Ecosystem

As the end of ROGO approaches, the State's long-standing acquisition efforts are essential to reduce future liability. DEP should aggressively pursue land acquisition in the Keys because approximately 3,500 privately-owned vacant, undeveloped parcels lie within the Florida Forever project boundaries.

The Land Authority is assisting in this effort by serving as a local partner with DEP, pursuant to a memorandum of agreement between DEP and the County. In this role, the Land Authority helps locate suitable properties with willing sellers for DEP, obtains due diligence products for DEP, and pre-acquires conservation land for resale to the State. Since July 1, 2016, with the passage of the Florida Keys Stewardship Bill, DEP has spent approximately $9,963,581 and retired 149.9 development rights as of January 31, 2024.

The goal is for DEP to spend $5 million annually on acquisition in the Florida Forever boundary.

The table below demonstrates the annual expenditures by DEP, since passage of the Florida Keys Stewardship Bill through January 31, 2024:

STATE FISCAL YEAR	STATE PURCHASES FROM PRIVATE SELLERS*	STATE PURCHASES OF PRE-ACQUIRED LAND FROM MCLA*	TOTAL STATE PURCHASES*
2017	$0	$0	$0
2018	$709,246	$0	$709,246
2019	$2,037,381	$0	$2,037,381
2020	$1,177,841	$0	$1,177,841
2021	$695,492	$0	$695,492
2022	$89,732	$607,323	$697,055
2023	$210,828	$2,924,856	$3,135,684
2024 YTD	$0	$1,510,882	$1,510,882
TOTAL	$4,920,520	$5,043,062	$9,963,581

*Includes soft costs such as Appraisals, surveying, etc.

Budget Request FY25:

Continuation of funding from Fund 316 is needed to maintain and expand non-conservation land acquisition efforts to accomplish the retirement of development rights (density reduction). Based on average annual and monthly acquisition costs since the inception of current and future programs (detailed below), staff recommends a total of $3,188,000 be made available from infrastructure sales tax revenues for FY25.

- Rollover $385,264 for Less-Than-Fee and Density Reduction acquisitions
- Allocate $2,838,000 for Less-Than-Fee and Density Reduction acquisitions

With the requested funding, staff estimates we can complete 12 LTF transactions per quarter or a total of 48 per year and 5 DR transactions for the year.

Annual Costs for Density Reduction and Less Than Fee Acquisition Programs

Looking at annual expenditures provides information which staff used to develop the FY25 Budget request. From 2017 to 2024, including two years of lower activity because of the Covid pandemic, the Density Reduction Program has averaged $250,745 in annual acquisitions, but the goal is to increase to $500,000 in Density Reduction acquisitions per year. This chart depicts annual acquisition costs for Density Reduction acquisitions:

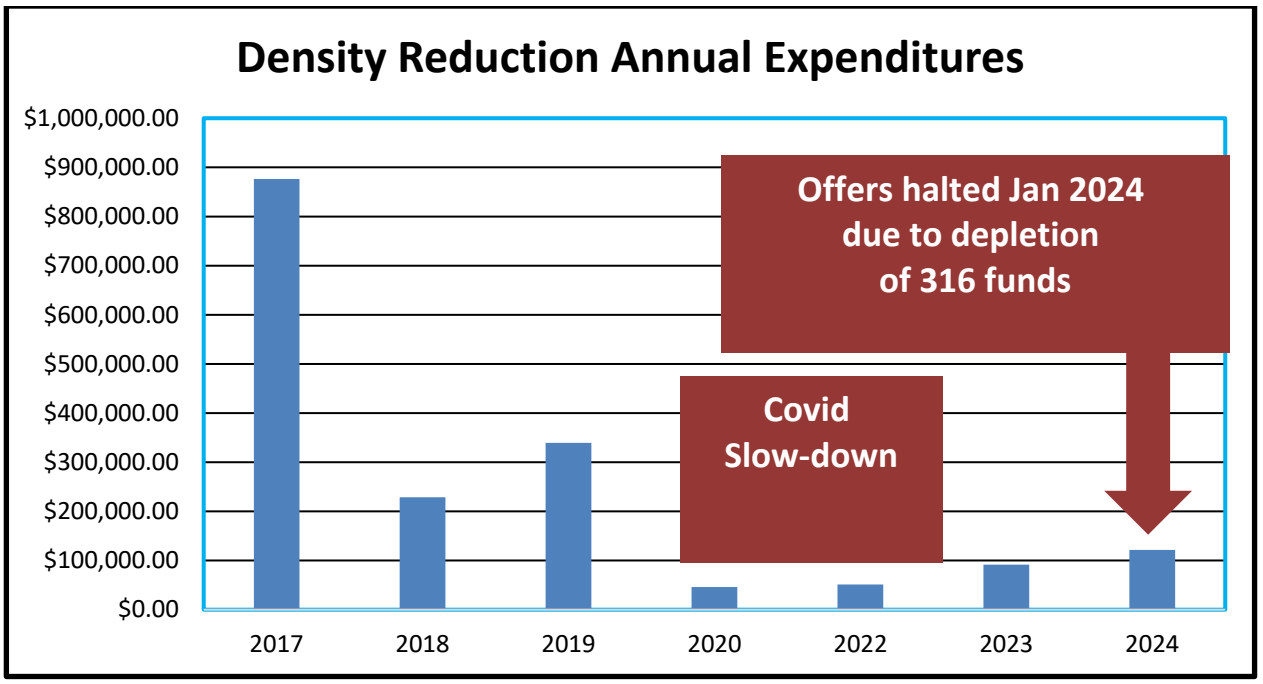

For 2019 and 2020, the Less Than Fee Program averaged $1,803,099 in annual acquisitions. This was a period of time prior to the programmatic shut-down due to Covid. To date since inception of the program, including those years of lower activity, the Less Than Fee Program has averaged $724,161.64 in annual acquisitions. The following chart depicts annual acquisition costs for Less Than Fee acquisitions:

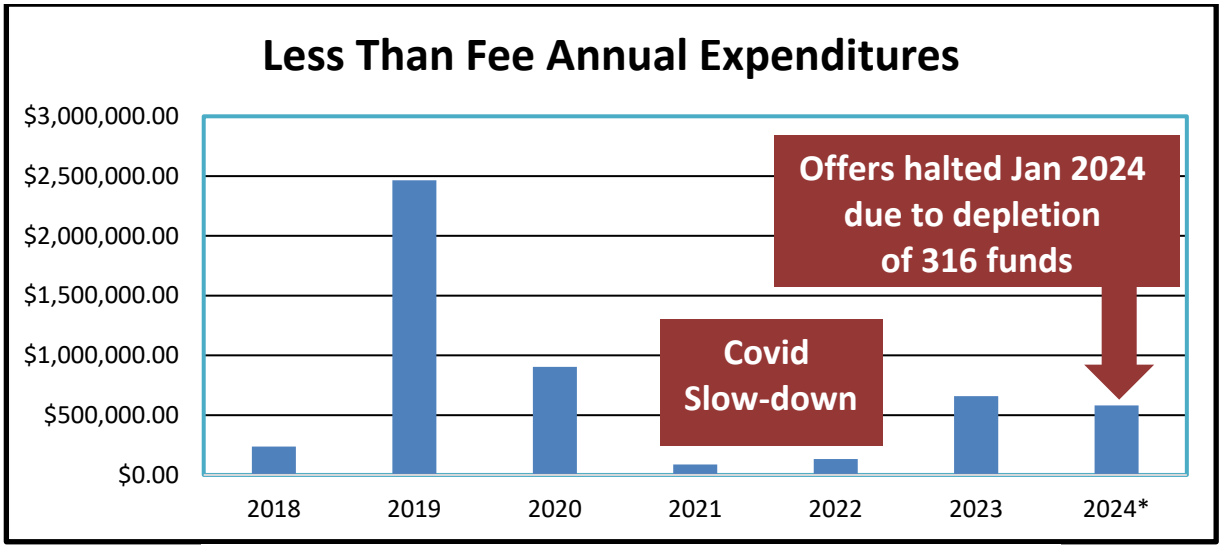

There is a waiting list of approximately 190 applicants. With an average purchase price of $56,000 per development right, there is an overall estimated need for funding of **$10,640,000** to complete the waitlist of applicants.

RECOMMENDATIONS
MONROE COUNTY FUNDING

FOR
HEALTH AND HUMAN SERVICES PROVIDERS

FY 2025

TABLE OF CONTENTS

Monroe County Human Services Funding Overview

- BOCC Funding Human Services FY2025.....p. 2
- BOCC Funding Human Services 5-Year Budget Trend.....p. 2

Human Services Advisory Board (HSAB) Review.....p. 3

HSAB Award Recipients' Housing Assistance to the Homeless/Disadvantaged with Mental and/or Substance Use Disorders.....p. 4

Human Services Advisory Board (HSAB) Funding:

- HSAB Recommendations FY2025.....p. 5
- HSAB Five-Year Award History.....p. 5

BOCC Direct Line-Item Funding:FY2025 & 5-Year History...p. 6

Substance Abuse Mental Health (Baker Act) Funding .....p. 7

- Jail In-house Substance Abuse Treatment Program (JIP).....p. 7

Human Service Agency Allocations (Discretionary & Non-discretionary):

- Individual Agency Allocations FY2025.....p. 8
- Individual Agency Allocations 5-Year Budget History.....p. 8

BOCC Direct Line-Item Agency Requests (Discretionary) & Required Local Match (Non-discretionary) .....p. 9

MONROE COUNTY HUMAN SERVICES
FUNDING OVERVIEW

- Monroe County Board of County Commissioners (BOCC) has 3 approaches for providing funding from ad valorem taxes to not-for-profit organizations that provide health and human services focused on improving the overall quality of life of the residents of Monroe County:
  - Through the Human Services Advisory Board (HSAB)
  - BOCC Direct Line-Item (Discretionary) funding
  - Through Substance Abuse Mental Health (SAMH)/Baker Act (Non-Discretionary) funding
    - Jail In-House Substance Abuse Treatment Program (JIP)
- FY2025 Proposed total funding for not-for-profit human services: $3,935,345
- The funding amount in each category for FY2025:
  - HSAB: $2,203,226 (30 organizations)
  - BOCC Direct Line-Item: $170,591
  - SAMH/Baker Act: $1,169,073 *estimated*
    - Jail In-House Substance Abuse Treatment Program (JIP): $392,455 *estimated*

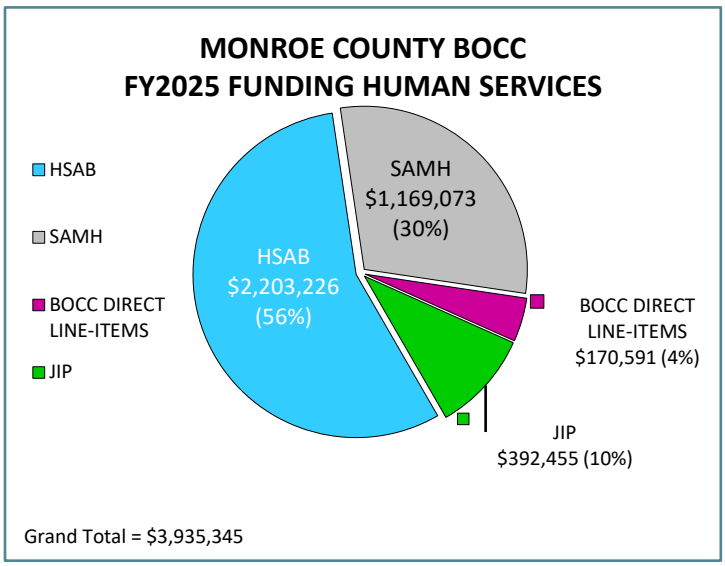

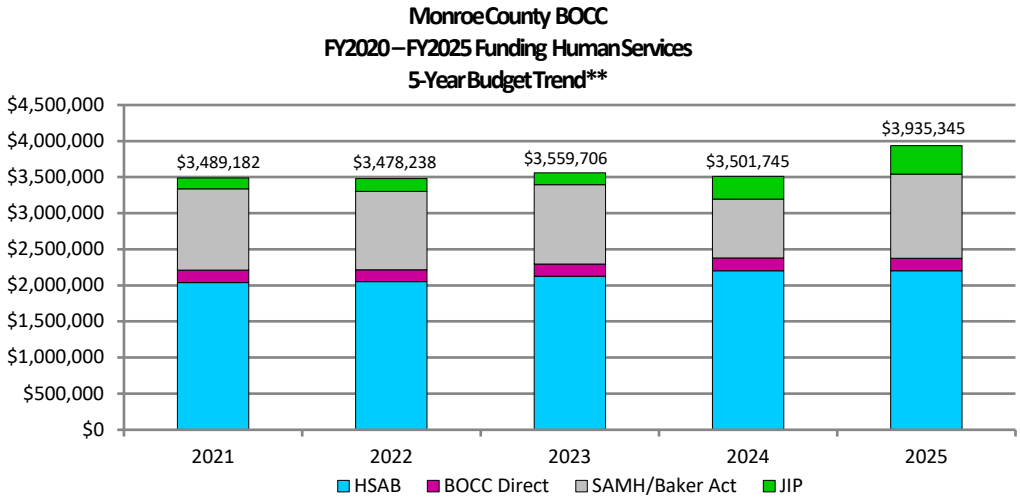

HUMAN SERVICES ADVISORY BOARD (HSAB)

BACKGROUND

- The Human Services Advisory Board (HSAB) is charged with making recommendations to the Board of County Commissioners (BOCC) regarding the distribution of funding for health and human services among individual organizations. Each year the BOCC determines an amount of funding to designate for the HSAB. The five members of the HSAB are each appointed by a County Commissioner.
- The HSAB typically meets in the first quarter of the calendar year to begin the funding cycle. Applications are required from all organizations requesting funds. The HSAB reviews all applications and meets again during the funding cycle to discuss the merits of the requests and to make its funding recommendations to the BOCC. The recommendations are reviewed and approved by the BOCC as part of the annual budget process.
- The HSAB prioritizes funding for organizations that use HSAB funds to leverage outside funding, do not duplicate existing services, demonstrate need for services and demonstrate sound financial management.
- Applicant organizations must provide services in one of three categories:
    1. Medical Services: Medical, mental, and dental care for the economically disadvantaged.
    2. Core Social Services: Essential services such as food, clothing, or housing; emergency disaster relief; family violence issues; and adult and child daycare.
    3. Quality of Life Improvement Services: Services provided to improve the quality of life for individuals or the community such as educational, preventative, training, recreational and cultural services, etc.

FIVE-YEAR FUNDING HISTORY

- FY2021: The proposed amount of funding for FY2021 budget is $2,040,000. The Human Services Advisory Board recommended funding for 28 not-for-profit organizations.
- FY2022: Rolled forward $10,000 in funding due to an organization rescinding FY2021 HSAB contract. FY2022 Budget $2,050,000 ($2,040,0000 + $10,000). The Human Services Advisory Board recommended funding for 31 not-for-profit organizations
- FY2023: Requesting $2,126,300 for FY2025, a 4.23% increase to the HSAB budget. The Human Services Advisory Board recommended funding for 26 not-for-profit organizations.
- FY2024: The proposed amount of funding for FY2025 budget is $2,203,225; includes a 3.62% adjustment. The Human Services Advisory Board recommended funding for 30 not-for-profit organizations.
- FY2025: The proposed amount of funding for FY2025 budget is $ 2,203,226. The Human Services Advisory Board recommended funding for 30 not-for-profit organizations.

For Fiscal Year 2025 how will the amount requested be utilized?

Comments from some of the recommended service providers:



"Due to an increased need for youth services (including additional scholarships for low-income students) and identified expansions to our "Come Aboard" educational sailing program to service seniors, the disabled and families, these funds will be used to partially cover expenses associated with the hire of an additional instructor."

"...to pay for program related salaries, after-school childcare and summer camp expenses, field trips, transportation and client supplies.



"...to cover the cost of the transitional housing and soup kitchen that includes program rent, utilities and staffing. This staffing and building costs provide coverage for both the transitional housing component and the soup kitchen and day services component (food, laundry, showers, case management)."





"... we will continue to service high-risk youth in the Monroe County School District grades K-12 through our many outreach programs that are designed to build self-esteem and self-confidence. We will continue to provide mentors, leadership opportunities, wellness support, peer-to-peer prevention campaigns, farm-to-school initiatives and literacy support to all students in our target area. In addition, we will continue our new ELL (English Language Learners)Program which is aimed at reducing the drop-out rate among ELL students."

"...HSAB funding is used to provide quality affordable health care to women, men, and teens of the Florida Keys. In FY2025 funds will be used for the salaries of practitioners including a board of certified gynecologist; advanced practice registered nurses; physician assistants; registered nurses;



physician assistants; registered nurses; medical assistants; program support staff; associated malpractice insurance; medications for the in-house pharmacy; medical supplies; electronic medical records; interpretations services, and radiology readings. Services are offered in both the Key West and Marathon locations."



"...to support general operating expenses and our reimplemented backpack program, which sends food home with children in need on the weekends in an effort to increase food security."

HSAB FUNDING: Award History & HSAB Recommendations for FY2025

FUNDING CATEGORY/Agency Name	2021	2022****	2023	2024	2025
MEDICAL SERVICES					
A.H. of Monroe	$87,500	$95,000	$100,000	$100,000	$100,000
Autism Society of the Keys *(Moved from Quality of Life)* **	$40,000	$40,000	$45,000	$45,000	$45,000
Chapters Health Hospice Keys	Did Not Apply	Did Not Apply	Did Not Apply	$39,175	Did Not Apply
Dr. Jose Sanchez Lions Eye Clinc	Did Not Apply	$5,000	Did Not Apply	Did Not Apply	Did Not Apply
Fla. Keys Area Health Education Ctr. (AHEC)	$120,000	$130,000	$198,000	$198,000	$195,000
Fla. Keys Healthy Start Coalition	$75,000	$80,000	$109,500	$109,500	$110,000
Good Health Clinic	$105,000	$60,000	$105,600	$105,600	$100,000
Rural Health Network of Monroe County (RHN)	Did Not Apply	Did Not Apply	Did Not Apply	Did Not Apply	$15,000
Womankind	$160,000	$155,000	$167,200	$167,200	$160,000
Total Medical Services	**$587,500**	**$565,000**	**$725,300**	**$764,475**	**$725,000**
CORE SERVICES					
Burton Memorial UMC	$15,000	$15,000	$15,000	$15,000	$15,000
Domestic Abuse Shelter	$80,000	$80,000	$90,000	$90,000	$97,742
Florida Keys Children's Shelter	$185,000	$150,000	$150,000	$150,000	$150,000
Florida Keys Outreach Coalition (FKOC)	$109,000	$110,000	$110,000	$110,000	$110,000
Grace Jones Day Care Center	$60,000	$70,000	$60,000	$60,000	$60,000
Heart of the Keys/Marathon Rec Center	$35,000	$50,000	$50,000	$50,000	$50,000
Independence Cay Transitional Housing	$28,000	$30,000	$35,000	$35,000	$45,000
Keys Area Interdenominational Resources (KAIR)	$35,000	$30,000	$35,000	$35,000	$45,000
Kids Come First in the Fla. Keys	$30,000	$30,000	Did Not Apply	$31,250	$37,742
Marathon New Life Assembly of God/Kreative Kids	$11,000	$25,000	Did Not Apply	$15,000	Late Application
Monroe Assoc for ReMARCable Citizens (MARC)	$200,000	$200,000	$205,000	$205,000	$205,000
Samuel's House	$105,000	$105,000	$120,000	$120,000	$110,000
Southernmost Homeless Assistance League (SHAL)	$10,000	Did Not Apply	Did Not Apply	Did Not Apply	Did Not Apply
Star of the Sea Foundation (SOS)	$95,000	$100,000	$85,000	$85,000	$90,000
The Hammock House at St. Columba Episc. Church	Did Not Apply	Did Not Apply	Did Not Apply	Did Not Apply	$5,000
UMC/Hearts, Hammers and Hands	Did Not Apply	$10,500	Did Not Apply	Did Not Apply	Did Not Apply
Voices for Florida Keys Children	$17,000	$17,000	$17,000	Did Not Apply	Did Not Apply
Wesley House	$157,500	$157,500	$113,000	$113,000	$113,000
Total Core Services	**$1,172,500**	**$1,180,000**	**$1,085,000**	**$1,114,250**	**$1,133,484**
QUALITY OF LIFE SERVICES					
A Positive Step	Did Not Apply	$25,000	$55,000	$55,000	$55,000
Anchors Aweigh	$15,000	$15,000	$15,000	$15,000	$15,000
Boys and Girls Club *(Moved from Core Svcs)* ***	$115,000	$100,000	$89,000	$89,000	$85,000
Key West Community Sailing Center Inc.	$7,000	Did Not Apply	Did Not Apply	Did Not Apply	$25,000
Keys to Be the Change	$50,000	$50,000	$42,000	$42,000	$42,000
Heron/GCC *(Moved from Core Svcs)* """	$43,000	$40,000	$45,000	$45,000	$45,000
Literacy Volunteers	$50,000	$60,000	$50,000	$50,000	$45,000
Mark Sorensen Youth Sailing Program (MSYSP)	Did Not Apply	Did Not Apply	Did Not Apply	$6,000	Did Not Apply
Ocean Dreams Cancer Healing Center a/k/a ODCHC	Did Not Apply	Did Not Apply	Did Not Apply	$2,500	Late Application
Presents in Paradise	Did Not Apply	Did Not Apply	Did Not Apply	Did Not Apply	$5,000
Special Olympics of Florida	Did Not Apply	$15,000	$20,000	$20,000	$27,742
Total Ouality of Life Services	**$280,000**	**$305,000**	**$316,000**	**$324,500**	**$344,742**
TOTAL HSAB Funding	**$2,040,000**	**$2,050,000**	**$2,126,300**	**$2,203,225**	**$2,203,226**

****The Human Service Organization changed service category; ****The BOCC allocated an organization's FY2021 unexpended balance ($10,000).*

BOCC DIRECT LINE-ITEM FUNDING

Separate from the HSAB, there are organizations that receive funding directly from the BOCC. The funding cycle mirrors that of the HSAB, for all but the AARPs and the Older American Volunteer Program, with similar contracts, contract requirements and contract periods. Also, like the HSAB, their funding is approved by the BOCC as part of the annual budget approval process.

After changes made in FY2012 by the BOCC, the following organizations remain in the BOCC line-item category:

- AARPs and Older Americans Volunteer Program, which operate as county programs
- Monroe Council of the Arts Corporation d/b/a Florida Keys Council of the Arts, which administers the County's Arts in Public Places program and the Cultural Umbrella funding for the BOCC and the Tourist Development Council
- Historic Florida Keys Foundation, which provides professional staff for the County's Historic Preservation program
- There is a 10% local match required for the Community Transportation for the Disadvantaged (CTD) program, which is funded through a state grant to the Guidance/Care Center. As the grant amount may vary each year, the match amount does too.
  - FY2021: The Commission for the CTD program determined a Trip and Equipment Grant allocation of $412,248 for FY2021. The required (10%) local match is a 13.9% decrease compared to FY2019.
  - FY2022: Approximately 14.7% decrease in the required match for Community Transportation for the Disadvantaged program.
  - FY2023: The CTD program reflects 19.9% increase in the required local match for Community Transportation for the Disadvantaged (CTD) program due to additional State funding (Innovative Service Development Grant (ISD)) and 11% budget decrease for the AARP programs.
  - FY2024: Approximately 7.5% decrease in the required local match for CTD and ISD. programs and 9.9% budget increase for the Florida Keys Council of the Arts program
  - FY2025: Approximately 13% decrease in the required local match for CTD and ISD programs. *All other Direct Line-item programs remain unchanged.*

BOCC Direct Line-Item Funding	FY 20	FY 21	FY 22	FY 23	FY 24	FY 25
AARP Big Pine	$4,500	$4,500	$4,500	$4,000	$4,000	$4,000
AARP Lower Keys	$4,500	$4,500	$4,500	$4,000	$4,000	$4,000
AARP Middle Keys	$4,500	$4,500	$4,500	$4,000	$4,000	$4,000
AARP Upper Keys	$4,500	$4,500	$4,500	$4,000	$4,000	$4,000
Older American Volunteer Program	$500	$500	$500	$500	$500	$500
Florida Keys Council of the Arts	$79,900	$79,900	$79,900	$79,900	$87,800	$87,800
Historic Florida Keys Foundation	$32,450	$32,450	$32,450	$32,450	$32,450	$32,450
Guidance/Care Center - Community Transportation for the Disadvantaged	$41,225	$41,225	$35,181	$42,198	$39,047	$33,841
Total BOCC Line-Items	**$172,075**	**$172,075**	**$166,031**	**$171,048**	**$175,797**	**$170,591**

SUBSTANCE ABUSE MENTAL HEALTH (SAMH) FUNDING

SUBSTANCE ABUSE MENTAL HEALTH (BAKER ACT) FUNDING

- "Substance Abuse Mental Health" (SAMH) is a comprehensive category of mental health funding that includes Baker Act services. F.S. 394.76 requires a 25% local match for SAMH funding. Local match may be met by a variety of local revenue sources, of which the County is one. Counties have an obligation to participate in the local match to the extent that it makes up the difference between all other local revenue sources and the statutory requirement.
- Monroe County provides SAMH match funding to the Guidance/Care Center & Lower Keys Medical Center.
- Monroe County uses the Guidance/Care Center's (G/CC) most recent audited financial statements to calculate the County's portion of the local match required for Baker Act Services. Since the amount of funding and the other local revenue sources vary each year, the County understands its requirement may also fluctuate annually. *(Calculations for recommendations are attached.)*
- FY 2021: The JIP program is augmented by county administered RSAT & Byrne/JAG grants awarded by FDLE. This year there is a decrease in Byrne/JAG funding ($35,718) and the RSAT funding is currently unknown therefore the estimated budget request for the JIP program is $151,273*. The required local match for SAMH/DCRF increased by 1.8% ($877,500).
- FY 2022: The Jail In-House Program has a 1% decrease in the budget. The JIP budget is augmented by the award of the County Administered RSAT grant of $133,334.
- FY2023: A 26% decrease in the required match for SAMH Services/Designated Receiving Facility.
- FY2024: The required match for SAMH Services/Designated Receiving Facility is a 34% decrease in funding. The Jail In-House program did not receive grant funding for FY24. The budget for the total JIP costs is augmented by Opioid Settlement Funds of $78,000 received in FY2023.
- FY2025: G/CC requested an increasing in SAMH matching funds due to additional State funding received and which was not factored into the FY2024 funding request. Monroe County did not receive RSAT and Byrne/JAG funding for the Jail In-House program, leading to a 25% budget increase for the program.

BAKER ACT TRANSPORTATION

- According to F.S. 394.462, each county must designate a single law enforcement agency within the county or contract on an annual basis with an emergency medical transport service or private transport company for transportation of Baker Act patients.
- Monroe County contracts with G/CC for this service. This is a vendor contract, so only services used are billed. This amount is based on the estimated cost to provide the required transportation services.

SUBSTANCE ABUSE MENTAL HEALTH (SAMH) SERVICES					
Provider	**FY 21**	**FY 22**	**FY 23**	**FY 24**	**FY 25**
Guidance/Care Center (G/CC) *(formerly Baker Act)* and Designated Central Receiving Facility	$877,500	$836,518	$802,721	$527,507	$875,000
G/CC - Baker Act Transportation	$165,000	$165,000	$213,315	$207,450	$210,740
Lower Keys Medical Center (Baker Act Services)	$83,334	$83,334	$83,334	$83,334	$83,333
Total Funding for Baker Act & SAMH Services	**$1,125,834**	**$1,084,852**	**$1,099,370**	**$818,291**	**$1,169,073**

Guidance/Care Center - Jail In-House Program (JIP) 5-Year History of Funding for JIP (Discretionary)*					
Provider	**FY 21**	**FY 22**	**FY 23**	**FY 24**	**FY 25**
G/CC - Jail In-House Program *(discretionary)* *	$151,273	$177,355	$162,988	$304,432	$392,455

Funding is requested for JIP with the understanding that the BOCC may reduce the request for any federal and state grants obtained for the program.

MONROE COUNTY HUMAN SERVICES FUNDING FY 2021-2025

FUNDING CATEGORY/Agency Name	2021	2022****	2023	2024	2025
MEDICAL SERVICES					
A.H. of Monroe	$87,500	$95,000	$100,000	$100,000	$100,000
Autism Society of the Keys *(Moved from Quality of Life)* ***	$40,000	$40,000	$45,000	$45,000	$45,000
Chapters Health Hospice Keys	Did Not Apply	Did Not Apply	Did Not Apply	$39,175	Did Not Apply
Fla. Keys Area Health Education Ctr. (AHEC)	$120,000	$130,000	$198,000	$198,000	$195,000
Fla. Keys Healthy Start Coalition	$75,000	$80,000	$109,500	$109,500	$110,000
Good Health Clinic	$105,000	$60,000	$105,600	$105,600	$100,000
Rural Health Network of Monroe County (RHN)	Did Not Apply	Did Not Apply	Did Not Apply	Did Not Apply	$15,000
Womankind	$160,000	$155,000	$167,200	$167,200	$160,000
CORE SERVICES					
Burton Memorial UMC	$15,000	$15,000	$15,000	$15,000	$15,000
Domestic Abuse Shelter	$80,000	$80,000	$90,000	$90,000	$97,742
Florida Keys Children's Shelter	$185,000	$150,000	$150,000	$150,000	$150,000
Florida Keys Outreach Coalition (FKOC)	$109,000	$110,000	$110,000	$110,000	$110,000
Grace Jones Day Care Center	$60,000	$70,000	$60,000	$60,000	$60,000
Heart of the Keys/Marathon Rec Center	$35,000	$50,000	$50,000	$50,000	$50,000
Independence Cay Transitional Housing	$28,000	$30,000	$35,000	$35,000	$45,000
Keys Area Interdenominational Resources (KAIR)	$35,000	$30,000	$35,000	$35,000	$45,000
Kids Come First in the Fla. Keys	$30,000	$30,000	Did Not Apply	$31,250	$37,742
Marathon New Life Assembly of God/Kreative Kids	$11,000	$25,000	Did Not Apply	$15,000	Late Application
Monroe Assoc for ReMARCable Citizens (MARC)	$200,000	$200,000	$205,000	$205,000	$205,000
Samuel's House	$105,000	$105,000	$120,000	$120,000	$110,000
Southernmost Homeless Assistance League (SHAL)	$10,000	Did Not Apply	Did Not Apply	Did Not Apply	Did Not Apply
Star of the Sea Foundation (SOS)	$95,000	$100,000	$85,000	$85,000	$90,000
The Hammock House at St. Columba Episc. Church	Did Not Apply	Did Not Apply	Did Not Apply	Did Not Apply	$5,000
Voices for Florida Keys Children	$17,000	$17,000	$17,000	Did Not Apply	Did Not Apply
Wesley House	$157,500	$157,500	$113,000	$113,000	$113,000
QUALITY OF LIFE SERVICES					
A Positive Step	Did Not Apply	$25,000	$55,000	$55,000	$55,000
Anchors Aweigh	$15,000	$15,000	$15,000	$15,000	$15,000
Boys and Girls Club *(Moved from Core Svcs)* ***	$115,000	$100,000	$89,000	$89,000	$85,000
Key West Community Sailing Center Inc.	$7,000	Did Not Apply	Did Not Apply	Did Not Apply	$25,000
Keys to Be the Change	$50,000	$50,000	$42,000	$42,000	$42,000
Heron/GCC *(Moved from Core Svcs)* """	$43,000	$40,000	$45,000	$45,000	$45,000
Literacy Volunteers	$50,000	$60,000	$50,000	$50,000	$45,000
Mark Sorensen Youth Sailing Program (MSYSP)	Did Not Apply	Did Not Apply	Did Not Apply	$6,000	Did Not Apply
Ocean Dreams Cancer Healing Center a/k/a ODCHC	Did Not Apply	Did Not Apply	Did Not Apply	$2,500	Late Application
Presents in Paradise	Did Not Apply	Did Not Apply	Did Not Apply	Did Not Apply	$5,000
Special Olympics of Florida	Did Not Apply	$15,000	$20,000	$20,000	$27,742
TOTAL HSAB Funding	**$2,040,000**	**$2,050,000**	**$2,126,300**	**$2,203,225**	**$2,203,226**
BOCC Line Items					
AARP Big Pine	$4,500	$4,500	$4,000	$4,000	$4,000
AARP Lower Keys	$4,500	$4,500	$4,000	$4,000	$4,000
AARP Middle Keys	$4,500	$4,500	$4,000	$4,000	$4,000
AARP Upper Keys	$4,500	$4,500	$4,000	$4,000	$4,000
Older American Vol Prog	$500	$500	$500	$500	$500
Council of the Arts	$79,900	$79,900	$79,900	$87,800	$87,800
Historic Florida Keys Foundation	$32,450	$32,450	$32,450	$32,450	$32,450
G/CC - Community Transportation for the	$41,225	$35,181	$42,198	$39,047	$33,841
SUB-TOTAL BOCC Direct Funding	**$172,075**	**$166,031**	**$171,048**	**$175,797**	**$170,591**
BOCC Substance Abuse Mental Health (SAMH) Services/Baker Act Line Items					
Guidance/Care Center (G/CC) SAMH Services	$877,500	$836,518	$802,721	$527,507	$875,000
G/CC - Baker Act Transportation	$165,000	$165,000	$213,315	$207,450	$210,740
Lower Keys Medical Center (Baker Act Services)	$83,334	$83,334	$83,334	$83,334	$83,333
SUB-TOTAL SAMH Funding	**$1,125,834**	**$1,084,852**	**$1,099,370**	**$818,291**	**$1,169,073**
G/CC - Jail In-House Programs	$151,273	$177,355	$162,988	$304,432	$392,455
TOTAL FUNDING	**$3,489,182**	**$3,478,238**	**$3,559,706**	**$3,501,745**	**$3,935,345**

****The Human Service Organization changed service category; ****The BOCC allocated an organization's FY2021 unexpended balance ($10,000).*

Florida Keys Council of the Arts.....p. 10

Historic Florida Keys Foundation.....p. 16

Guidance/Care Center..... p. 17

keys
FLORIDA KEYS COUNCIL OF THE arts

We Support • We Connect • We Promote • We Give

www.keysarts.com

June 2024

Mayor Holly Merrill Raschein
Mayor Pro Tern Jim Scholl
Commissioner Michelle Lincoln
Commissioner David Rice
Commissioner Craig Cates

Acting County Administrator Kevin Wilson
Budget Director Tina Boan
Grants Coordinator Oksana Christow

Dear Ladies and Gentlemen:

The Florida Keys Council of the Arts requests $87,800 for the fiscal year 2024-2025. As requested, please find attached an overview of the Florida Keys Council of the Arts, a list of staff responsibilities, a description of the services we provide and support materials. For more details, we invite you to visit www.keysarts.com. You will find the annual report, articles of incorporation, by-laws, 990, audit and information on all programs and services, as well as a wealth of information on all the cultural organizations throughout the Keys that daily add creativity and diversity to our vibrant island life.

We contribute with the other cultural non-profit organizations in the Keys to an annual economic impact of over $86 million. This sum does not even consider the economic impact of the for-profit arts businesses such as galleries and other cultural events. We are proud to support, connect and promote all the arts, in all the Keys, all the time.

Your continued funding of general operating expenses will allow us to secure other specific project funding from writing grants and raising private funds, and to administer essential grant programs and services to our community. We are proud of the quality cultural and arts organizations that contribute to the success of the Florida Keys as a premier destination known for its rich history and diverse culture. As the designated Local Arts Agency for the County, we thank you and appreciate your generous ongoing support.

Sincerely,

Joyce Burd
Chair, Board of Directors

Elizabeth Young
Executive Director

Historic Gato Building• 1100 Simonton Street, Suite 2-263 • Key West, Florida
33040 305-295-4369 • Fax 305-295-4372 • info@keysarts.com

Overview of the Florida Keys Council of the Arts
Fiscal Year 2024-2025

Monroe Council of the Arts Corporation d/b/a Florida Keys Council of the Arts is the liaison among cultural organizations, all levels of government and the private sector in advancing and promoting the arts throughout Monroe County. The Council endeavors to make the arts a part of the fabric of daily life.

Vision Statement: The vision of Florida Keys Council of the Arts is to enrich the arts and enhance the cultural heritage of the Florida Keys.

Mission Statement: The mission of the Florida Keys Council of the Arts is to advance the creative development and promotion of the arts in our cultural community by providing excellence in leadership, advocacy, education and financial support for artists, cultural organizations and citizens of Monroe County.

Cultural Equity statement: The Florida Keys Council of the Arts is committed to ensuring that everyone in our community has equal access to the arts and the fundamental right to express their culture through the arts. We believe the arts have the power to change hearts and minds and inspire social change.

The Florida Keys Council of the Arts is designated by the Board of County Commissioners as the Local Arts Agency (LAA) as provided by Florida Statute 286.011.

The scope of services as stated in FKCA's contract with the BOCC for the period April 16, 1997 through September 30, 2031 is to provide the program development and sponsorship necessary to accomplish within Monroe County the goals and purposes set forth in the Florida Fine Arts Act of 1980.

BOCC funding supports some of the administrative costs of Florida Keys Council of the Arts (FKCA). This provides the arts council the ability to secure specific project funding through writing grants and raising private funds and then to administer various grant programs. Although many arts councils in the State of Florida and nationally are divisions or departments of County governments, FKCA is established as a nonprofit organization in a public-private partnership with Monroe County.

Allowable expenses for which FKCA may receive reimbursement from the BOCC are typically listed as data processing, PC time, payroll, postage, delivery, productions, supplies, telephone, and travel expenses.

Services to be provided by the
Florida Keys Council of the Arts under the 2024/25 Agreement with the
Board of County Commissioners of Monroe County, Florida

The current staff consists of three full time persons, the Executive Director, Elizabeth Young, Business Manager, Martha Resk and Executive Assistant and Marketing/Public Relations Specialist, Mary Martin. They are assisted by one part-time person, Membership Specialist, Erika Heffernan and one contractor, Website Administrator, Kati Van Aernum, volunteers, including board members, also provide valuable services to the operations.

The Responsibilities of the Florida Keys Council of the Arts (FKCA) staff are as follows.

1. Provide professional support and technical assistance to the FKCA board
2. Provide all administrative support and technical assistance to the Art in Public Places (AIPP) Board

2. Provide all administrative support and technical assistance to the Art in Public Places (AIPP) Board
3. Provide professional support and technical assistance to the Cultural Umbrella (CU) committee of the Tourist Development Council (TDC)
4. Advertise all meetings of the FKCA board, AIPP, Cultural Umbrella and other committees pursuant to Florida's Government in the Sunshine standards.
5. Manage additional art in public buildings programs not under the supervision of the AIPP committee:
6. Secure non-county funds such as grants and public and private donations to support grants, programs, services and scholarships for residents listed here.
    a. Artists in Schools
    b. Art Builds Community
    c. Special Project Grant
    d. Key West Writers Guild Award
    e. South Florida Cultural Consortium Visual and Media Artist Fellowship
    f. Arts in Hospital
    g. Hurricane Emergency Grants
    h. Pandemic Emergency Grants

7. Manage Cultural Umbrella grant program, funded by tourist-tax dollars, under contract to the Tourist Development Council and described in (15), below.
8. Manage all the above-mentioned grant programs
9. Secure funds and administer Artists in Schools grants
10. Secure funds and administer Art Builds Community grants
11. Secure funds and administer Key West Writers Guild Award
12. Secure funds and administer Special Project Grants
13. Secure funds and administer South Florida Cultural Consortium Visual & Media Artists Fellowships
14. Secure funds and administer Cultural Umbrella grants
15. Partner with TDC, and secure tourist tax and non-county funds such as grants, ad revenue and private donations to support publications of benefit to tourists as well as residents:
    a. Gallery Guide
    b. KeysArts Quarterly Cultural Events Brochure
    c. Culture Magazine
16. Maintain website http://www.keysarts.com
17. Recruit and retain members
18. Perform general office tasks
19. Bookkeeping

SUMMARY

The Florida Keys Council of the Arts is a non-profit, 501(c) (3) corporation serving a public purpose. It has been in a contractual relationship with local county government since 1997. FKCA is incorporated with the State of Florida and recognized by the IRS as the Monroe Council of the Arts Corporation, dba Florida Keys Council of the Arts, FEIN 65-0737532. Governing documents, including the articles of incorporation, bylaws and strategic plan are available for review on the arts council's award-winning website, www.keysarts.com.

FKCA is the main source of information on arts and culture in the Keys. Cultural tourism is an important component of the tourist-based economy. Additionally, FKCA serves local residents including school children and the elderly. FKCA connects local artists and arts organizations with one another, with their audiences and with the world.

It serves 80,000 local residents and 5.1 million visitors annually. A nine-member board of directors guides the council, assisted by three alternate directors, two directors emeritus and many advisory board members. Daily functions are carried out by the executive director, staff and valued volunteers.

FKCA funding is provided by the Monroe County Board of County Commissioners, the Tourist Development Council, members, donors, private donations and grant makers; including the Community Foundation of the Florida Keys, the South Florida Cultural Consortium, the State of Florida, Department of State, Division of Cultural Affairs, the Florida Council on Arts and Culture, and the National Endowment for the Arts.

Scope of Services provided by the Florida Keys Council of the Arts for the Tourist Development Council 2024 – 2025 contract
FKCA is the main source of information on arts and culture in the Keys. Cultural tourism is a significant component of the tourist-based economy.

Responsibilities include:

a. Provide a central point of contact in the promotion of the arts, artists and cultural organizations in the county.
b. Act as advocate and liaison in contacts with the community, media, county commissioners, and cultural organizations both within and outside the county.
c. Manage and update a comprehensive web site which includes an annual calendar of events
d. Maintain a comprehensive database of artists, organizations and patrons
e. Collect and disseminate cultural event information
f. Interact effectively with all staff of the TDC, Tinsley Advertising and NewmanPR Associates
g. Participate in state and national economic survey data collection and reporting efforts to stay current in tourism trends.
h. Request and manage monthly TDC reimbursements
i. Provide program management and development
j. Manage the revolving art in public buildings program in two airports, ten county buildings and commissioners' offices.
k. Represent the FKCA in national, state and local cultural associations and inform the Board of all major initiatives undertaken by these organizations to promote tourism.
l. Outreach to artists and cultural organizations in the Keys and beyond
m. Engage in event planning and implementation in partnership with other community organizations such as MARC House, Tropic Cinema, Key West Maritime Society, etc.

Publish and distribute publications of benefit to tourists as well as residents:

Gallery Guide

i. *The Gallery Guide* is a popular fold-out map and guide to more than 50 Keys' art galleries. All galleries are eligible to participate by sharing in the cost of production.
ii. 15,000 copies are distributed annually to over 200 Keys' locations, including hotels, guesthouses, chambers and museums.
iii. *The Gallery Guide* is also included in national and international press kits, and distributed at travel trade shows.
iv. *The Gallery Guide* is updated in both content and style to maintain its appeal and accuracy.

KeysArts Quarterly *Cultural Events Brochure*

v. *KeysArts* is a printed comprehensive cultural calendar listing all of the cultural events including theater, concerts, gallery receptions and exhibits, festivals, dance, literary and museum programs happening throughout the Keys in a three-month period.
vi. 17,000 copies are distributed annually to over 200 Keys' locations
vii. *KeysArts* is also included in national and international press kits, and distributed at travel trade shows.

Culture Magazine

viii. *Culture Magazine* produced by Tinsley Advertising in cooperation with the Cultural Umbrella committee.
ix. The magazine is an annual insert in the In-Room Concierge hard cover book placed in hotel rooms throughout the Keys.
x. In addition to the insert, free-standing copies are printed and distributed locally by the Arts Council. It is included in national and international press kits, and distributed at travel trade shows.
xi. *Culture Magazine* is currently the most downloaded brochure on the TDC's award winning website, www.fla-keys.com

Our website – www.keysarts.com
o FKCA's website provides complete information, in a visually attractive and easy to navigate format using contemporary graphic design, for visitors and residents about the arts and culture scene from Key Largo to Key West.
o It has a direct link to the TDC website
o It provides contact information and direct links to all Keys' cultural organizations by category for easy reference for visitors
o The Cultural Calendar is posted and e-mailed to media, members, and the public on a weekly basis along with other timely arts information in an attractive newsletter format
o Art in Public Places installations and photos are posted
o Calls to Artists are kept current and posted monthly
o Interactive Artists Registry is available
o Press releases are archived

Compile, write, edit and publish cultural event calendar listings and calls to artists in various formats

a. Gather and edit cultural information by phone, mail and e-mail with visual, literary and performing artists, cultural and community organizations, and other members of the public
b. Coordinate with advertising, printing, public relations, webmaster and internet providers as needed to maintain product quality.
c. Conduct environmental scanning of newspapers and websites including, but not limited to, www.fla-keys.com and www.keysnews.com
d. Send cultural calendar to 15 local print publications, radio stations and media outlets in South Florida weekly including NewmanPR, Key West Citizen's Paradise section, KONK Life, Keynoter and the Free Press
e. Send by e-mail to opt-in subscriber list weekly
f. Compile, edit and route information for use in KeysArts Quarterly and annual Culture Magazine and various regional and national calendars, publications and websites

Maintain prompt, courteous communications with public and cultural community -- approximately 150 requests per month whether phone, e-mail, in-person from visitors (events, public art exhibits, galleries, workshops) including artists, musicians, performers, writers (advising on how to get involved in festivals, gallery shows, public art, auditions, performing arts venues available, publicizing classes, how to set up and publicize their own events).

HISTORIC FLORIDA KEYS FOUNDATION, INC.

A Florida not-for-profit corporation FEID: 65-0135871

Old City Hall, 510 Greene Street, Key West, FL 33040

Tel.: (305) 292-6718 **Cell: (305)304-1453** **Fax: (305) 293-6348**

Diane E. Silvia, Ph.D., RPA

May 28, 2024

Office of Management and Budget
Monroe County BOCC
1100 Simonton Street, Room 2-213
Key West. FL 33040

Dear Ms. Christow:

The Historic Florida Keys Foundation provides professional staffing services to the Monroe County Historic Preservation Program. The Historic Preservation Commission (HPC) reviewed applications for Special Certificates of Appropriateness for Monroe County as per the attached Memorandum of Agreement which articulates the Foundation's duties and responsibilities.

As the preservationist for the HPC work includes reviewing applications for completeness and writing staff reports and meeting minutes. In addition, work will include recording any historic period structures County staff requests as part of grant requirements for elevating or demolishing structures. Archaeological monitoring of subsurface disturbance related to construction activity as required, is also available for County owned historic property.

For Fiscal Year 2025, the Foundation requests $32,450. Funding will help reimburse staffs salary, office, postage, and travel expenses.

Very truly yours,

Diane Silvia

Diane E. Silvia,
Historic Preservationist

WESTCARE

UPLIFTING THE HUMAN SPIRIT

GUIDANCE/CARE CENTER, INC.

June 24, 2024

Ms. Oksana Christow, Grants Coordinator
Monroe County BOCC | Office of Management & Budget
1100 Simonton Street, Suite 2-213
Key West, FL 33040

Re: Funding Requests to Board of County Commissioners for Fiscal Year 2025

Dear Ms. Christow:

The Guidance/Care Center requests the following items be included in the Monroe County Budget for FY 2025:

1. Transportation: **$244,581**. The CTD required match for the FY 2025 Trip & Equipment Grant is **$25,893**. The CTD FY 2024-25 Trip and Equipment Grant Allocations follow as Attachment A. The CTD required match for the FY 2025 Innovative Service Development Grant is **$7,948**. The CTD Funding Recommendations follow as Attachment B. The request for Baker Act Transportation is **$210,740**, which is a 2% increase from FY 24.
2. Jail In House Program: The total expenses are currently budgeted at **$392,455**. This is a 3% increase from the JIP budget for FY 2024 ($382,432). The increase is due to salary increases for staff recruitment and retention. The preliminary budget for the JIP program follows as Attachment C.
3. Mental Health and Substance Abuse Treatment services: For FY 2025, we request **$875,000**, which is less than the required local match.

We are providing additional information as attachments:

- Attachment A: CTD FY 2024-25 Trip and Equipment Grant Allocations
- Attachment B: CTD FY 2024-25 Innovative Service Grant funding recommendations
- Attachment C: FY 25 Jail Program budget
- Attachment D: Exhibit H for the Main contract ME 225-14-27.
- Attachment E: DCF report from FY 2023 audit

Thank you for your consideration.

Sincerely,

A. Romance

Anne Romance
Regional Accountant

1205 4th Street
Key West, FL 33040
Telephone: 305.434-7660
Fax: 305.292-6723

3000 41st Street, Ocean
Marathon, FL 33050
Telephone: 305.434.7660
Fax: 305.434.9040

99198 Overseas Hwy, Suite 5
Key Largo, FL 33037
Telephone: 305.434.7660
Fax: 305.451.8019

Partially funded by the Florida Department of Children and Families, Thriving Minds South Florida and Monroe County

Attachment A

DRAFT

Commission for the Transportation Disadvantaged
Trip & Equipment Grant Allocations
FY2024-2025

	Trip & Equipment Grant			Voluntary Dollars			Total Funding
County	Allocation	Local Match	Total Funding	Funding	Local Match	Total Funding	FY24-25
Alachua	$ 525,349	$ 58,372	$ 583,721	$ -	$ -	$ -	$ 583,721
Baker	$ 240,191	$ 26,687	$ 266,878	$ -	$ -	$ -	$ 266,878
Bay	$ 524,351	$ 58,261	$ 582,612	$ 11	$ 1	$ 12	$ 582,624
Bradford	$ 187,036	$ 20,781	$ 207,817	$ 1	$ -	$ 1	$ 207,818
Brevard	$ 1,645,455	$ 182,828	$ 1,828,283	$ 335	$ 37	$ 372	$ 1,828,655
Broward	$ 5,311,190	$ 590,132	$ 5,901,322	$ -	$ -	$ -	$ 5,901,322
Calhoun	$ 164,058	$ 18,228	$ 182,286	$ -	$ -	$ -	$ 182,286
Charlotte	$ 551,969	$ 61,329	$ 613,298	$ 94	$ 10	$ 104	$ 613,402
Citrus	$ 644,054	$ 71,561	$ 715,615	$ 43	$ 4	$ 47	$ 715,662
Clay	$ 451,798	$ 50,199	$ 501,997	$ 52	$ 5	$ 57	$ 502,054
Collier	$ 765,322	$ 85,035	$ 850,357	$ 27	$ 3	$ 30	$ 850,387
Columbia	$ 318,807	$ 35,423	$ 354,230	$ 40	$ 4	$ 44	$ 354,274
DeSoto	$ 140,295	$ 15,588	$ 155,883	$ 1	$ -	$ 1	$ 155,884
Dixie	$ 206,141	$ 22,904	$ 229,045	$ 1	$ -	$ 1	$ 229,046
Duval	$ 1,238,407	$ 137,600	$ 1,376,007	$ 130	$ 14	$ 144	$ 1,376,151
Escambia	$ 863,828	$ 95,980	$ 959,808	$ 169	$ 18	$ 187	$ 959,995
Flagler	$ 627,302	$ 69,700	$ 697,002	$ 72	$ 8	$ 80	$ 697,082
Franklin	$ 144,752	$ 16,083	$ 160,835	$ -	$ -	$ -	$ 160,835
Gadsden	$ 390,999	$ 43,444	$ 434,443	$ 17	$ 1	$ 18	$ 434,461
Gilchrist	$ 142,496	$ 15,832	$ 158,328	$ 6,433	$ 714	$ 7,147	$ 165,475
Glades	$ 127,161	$ 14,129	$ 141,290	$ -	$ -	$ -	$ 141,290
Gulf	$ 233,115	$ 25,901	$ 259,016	$ -	$ -	$ -	$ 259,016
Hamilton	$ 115,217	$ 12,801	$ 128,018	$ 1	$ -	$ 1	$ 128,019
Hardee	$ 139,074	$ 15,452	$ 154,526	$ -	$ -	$ -	$ 154,526
Hendry	$ 241,862	$ 26,873	$ 268,735	$ 7	$ -	$ 7	$ 268,742
Hernando	$ 418,295	$ 46,477	$ 464,772	$ 42	$ 4	$ 46	$ 464,818
Highlands	$ 399,902	$ 44,433	$ 444,335	$ 12	$ 1	$ 13	$ 444,348
Hillsborough	$ 2,497,161	$ 277,462	$ 2,774,623	$ 466	$ 51	$ 517	$ 2,775,140
Holmes	$ 231,878	$ 25,764	$ 257,642	$ 1	$ -	$ 1	$ 257,643
Indian River	$ 370,468	$ 41,163	$ 411,631	$ 28	$ 3	$ 31	$ 411,662
Jackson	$ 428,024	$ 47,558	$ 475,582	$ -	$ -	$ -	$ 475,582
Jefferson	$ 208,942	$ 23,215	$ 232,157	$ -	$ -	$ -	$ 232,157
Lafayette	$ 114,997	$ 12,777	$ 127,774	$ -	$ -	$ -	$ 127,774
Lake	$ 878,069	$ 97,563	$ 975,632	$ 16	$ 1	$ 17	$ 975,649
Lee	$ 1,186,160	$ 131,795	$ 1,317,955	$ 21	$ 2	$ 23	$ 1,317,978
Leon	$ 681,324	$ 75,702	$ 757,026	$ 169	$ 18	$ 187	$ 757,213
Levy	$ 360,032	$ 40,003	$ 400,035	$ 14	$ 1	$ 15	$ 400,050
Liberty	$ 223,147	$ 24,794	$ 247,941	$ -	$ -	$ -	$ 247,941
Madison	$ 274,181	$ 30,464	$ 304,645	$ -	$ -	$ -	$ 304,645
Manatee	$ 523,238	$ 58,137	$ 581,375	$ 5	$ -	$ 5	$ 581,380
Marion	$ 818,357	$ 90,928	$ 909,285	$ 230	$ 25	$ 255	$ 909,540
Martin	$ 280,704	$ 31,189	$ 311,893	$ 28	$ 3	$ 31	$ 311,924
Miami-Dade	$ 5,715,031	$ 635,003	$ 6,350,034	$ -	$ -	$ -	$ 6,350,034
Monroe	$ 233,039	$ 25,893	$ 258,932	$ 1	$ -	$ 1	$ 258,933

DRAFT

Commission for the Transportation Disadvantaged
Trip & Equipment Grant Allocations
FY2024-2025

	Trip & Equipment Grant			Voluntary Dollars			Total Funding
County	Allocation	Local Match	Total Funding	Funding	Local Match	Total Funding	FY24-25
Nassau	$ 670,326	$ 74,480	$ 744,806	$ 3	$ -	$ 3	$ 744,809
Okaloosa	$ 726,102	$ 80,678	$ 806,780	$ 41	$ 4	$ 45	$ 806,825
Okeechobee	$ 142,448	$ 15,827	$ 158,275	$ 1	$ -	$ 1	$ 158,276
Orange	$ 1,914,869	$ 212,763	$ 2,127,632	$ 70	$ 7	$ 77	$ 2,127,709
Osceola	$ 624,058	$ 69,339	$ 693,397	$ 32	$ 3	$ 35	$ 693,432
Palm Beach	$ 3,002,292	$ 333,588	$ 3,335,880	$ 7	$ -	$ 7	$ 3,335,887
Pasco	$ 944,791	$ 104,976	$ 1,049,767	$ 62	$ 6	$ 68	$ 1,049,835
Pinellas	$ 4,270,096	$ 474,455	$ 4,744,551	$ 2	$ -	$ 2	$ 4,744,553
Polk	$ 1,318,455	$ 146,495	$ 1,464,950	$ 61	$ 6	$ 67	$ 1,465,017
Putnam	$ 446,993	$ 49,665	$ 496,658	$ 27	$ 3	$ 30	$ 496,688
St. Johns	$ 713,689	$ 79,298	$ 792,987	$ 125	$ 13	$ 138	$ 793,125
St. Lucie	$ 715,364	$ 79,484	$ 794,848	$ 64	$ 7	$ 71	$ 794,919
Santa Rosa	$ 497,429	$ 55,269	$ 552,698	$ 80	$ 8	$ 88	$ 552,786
Sarasota	$ 1,102,375	$ 122,486	$ 1,224,861	$ 5	$ -	$ 5	$ 1,224,866
Seminole	$ 637,916	$ 70,879	$ 708,795	$ 2	$ -	$ 2	$ 708,797
Sumter	$ 369,410	$ 41,045	$ 410,455	$ 33	$ 3	$ 36	$ 410,491
Suwannee	$ 270,886	$ 30,098	$ 300,984	$ 2	$ -	$ 2	$ 300,986
Taylor	$ 262,018	$ 29,113	$ 291,131	$ 1	$ -	$ 1	$ 291,132
Union	$ 130,496	$ 14,499	$ 144,995	$ -	$ -	$ -	$ 144,995
Volusia	$ 1,397,372	$ 155,263	$ 1,552,635	$ 246	$ 27	$ 273	$ 1,552,908
Wakulla	$ 260,232	$ 28,914	$ 289,146	$ 11	$ 1	$ 12	$ 289,158
Walton	$ 484,604	$ 53,844	$ 538,448	$ 53	$ 5	$ 58	$ 538,506
Washington	$ 287,222	$ 31,913	$ 319,135	$ 1	$ -	$ 1	$ 319,136
Total	**$ 52,972,621**	**$ 5,885,846**	**$ 58,858,467**	**$ 9,396**	**$ 1,044**	**$ 10,440**	**$ 58,868,907**

4/5/2024

COMMISSION FOR THE TRANSPORTATION DISADVANTAGED

Florida Commission for the Transportation Disadvantaged

Business Meeting Agenda
June 3, 2024
1:00 PM until Completion
Embassy Suites Busch Gardens
3705 Spectrum Boulevard
Tampa, Florida 33612

Dr. Phillip Stevens, Chair
Christinne Gray, Vice Chair
Lillian Barrios, Commissioner
Krysta Carter (DOEA), Commissioner
Robert Doyle (DBS), Commissioner
Taylor Hatch (APD), Commissioner
Renee Knight, Commissioner
Melissa Smith (FDOT), Commissioner
Dr. Robin Tellez, Commissioner

Click here to join the meeting
(Microsoft Teams)
Conference Call-In Number: 1-850-739-5589
Conference Code: 163829988#

Item #	Agenda Item	Speaker(s)
I.	Call to Order	Chair Phil Stevens
II.	Pledge of Allegiance	Chair Stevens
III.	Introduction of Commissioners	Commissioners
IV.	Public Comments (Comments limited to the current agenda items)	Public
	Action Items	
V.	Approval of March 20, 2024, Meeting Minutes	Chair Stevens
VI.	Community Transportation Coordinator (CTC) Designation – Nassau County	Summer Jones, Northeast Florida Regional Planning Council
VII.	FY 2024-25 Innovative Service Development Grant Recommendations	Commissioner Robin Tellez
VIII.	Annual Operating Report (AOR) Study Presentation	Casey Perkins, Thomas Howell Ferguson, P.A.
	Information Items	
IX.	Executive Director Report	David Darm
X.	Commissioners Reports	Commissioners
XI.	Public Comments	Public

XII.	Adjournment	Chair Stevens
	Next Meetings: July (location and date/time TBD) September 25, 2024 – West Palm Beach	

When operating under Florida's Government in the Sunshine Law, the Florida Supreme Court recognizes the importance of public participation in open meetings. The Commission provides that right of access at each public meeting and adheres to Chapter 286.011, Florida Statutes. This meeting will be recorded, and a summary of the discussion will be published at a future date.

Members of the public interested in speaking during the "Public Comments" segments are encouraged to complete the attached public comment card and return to David Darm prior to the meeting date at: David.Darm@dot.state.fl.us. The chair will call on each speaker in the order public comment cards are received. Public comments are limited to five (5) minutes per speaker.

In accordance with the Americans with Disabilities Act (ADA), and Chapter 286.26, Florida Statutes, persons in need of special accommodation to participate in the meeting (including an agenda) shall email David Darm or contact our office listed below, at least 48 hours before the meeting:

Commission for the Transportation Disadvantaged
605 Suwannee Street, MS-49
Tallahassee, FL 32399-0450
(850) 410-5703 or (800) 983-2435
(850) 410-5708 (TDD/TTY).
This meeting is subject to change upon the chair's request.

DRAFT 2024-25 Innovative Service Development Grant Applications						
Service Area	**Applicant**	**Project Description**	**Staff Comments**	**Requested Total Project Cost (100%)**	**Requested TD Dollar Amount (90%)**	
CURRENT YEAR (2023-24) FUNDED PROJECTS						
Bay	Bay County BOCC	Continue to provide a rider's-choice, on-demand service utilizing Uber and/or Bay Co Public Transit System (BCPTS) for all purposes. Rider fare = $1.50 per trip. Estimates providing 10,000 trips to 128 individuals.	If awarded, this would be a 3rd year project. Awarded $668,793 in FY2023-24. Began providing service September 2023. Invoiced/paid approximately $23,700 through December 2023.	$235,000.00	$211,500.00	
Highlands	MTM Transit, LLC	Continue to provide prescheduled or on-demand transportation service to TD eligibile individuals who reside in Highlands County. Trips can be for any purpose but mainly for medical, employment, education and nutritional purposes. Trips can be scheduled the day before and/or same day. Goal is for same-day trips to be provided within 4 hours at the most. Service will be available Mon-Fri 6 am - 7 pm and Sat-Sun 8:00 am - 5:00 pm. Estimate providing 2,796 trips.	If awarded, this would be a 2nd year project. Awarded $148,150 in FY2023-24. Began providing service September 2023. Invoiced/paid approximately $68,300 through February 2024. Regular service [funded under Trip & Equipment (T&E) Grant] requires TD riders to schedule trip 2 days in advance. Planning to include Sunday service. Did not provide estimated unduplicated passenger head count (riders). Like some others, it appears rates are based on current T&E Grant rates that are determined by the rate model and not based on total expense budget.	$156,094.00	$140,485.00	

Service Area	Applicant	Project Description	Staff Comments	Requested Total Project Cost (100%)	Requested TD Dollar Amount (90%)	
Indian River/ St. Lucie	Senior Resource Association, Inc.	Continue to partner with the St. Lucie County CTC to provide transportation to individuals with intellectual and developmental disabilities (IDD) as well as other cognitive disabilities. Transportation will be non-stop, door-to-door service and can be scheduled from 2 hours up to 2 weeks in advance, provided within and accross St. Lucie and Indian River counties. Service is available 24 hours per day/7 days per week. This project, although independent, is part of a larger coordinated project whicih serves individuals with IDD in Martin and Okeechobee counties. Based on current program data, estimates providing 43,227 trips.	If awarded, this would be a 4th year project. Awarded $1,350,000 in FY2023-24. Invoiced/paid approximately $1,012,000 through March 2024. Expanding call center hours and hopes to increase same day service from 2% to 15% of trips requested/provided. Indian River County and St Lucie County will provide the required local match. Both CTCs work together on eligibility. Did not identify estimated number of riders in appropriate section. However, when providing status of current goals, mentioned serving over 1,000 individuals by the end of current fiscal year.	$1,500,000.00	$1,350,000.00	
Lake	Lake County BOCC	Provide on-demand transportation utilizing Transportation Network Companies (TNCs) and service will be available 7 days/week at all times limited only by the availability of drivers/providers. Eligible riders will have more flexibility, access and choices for scheduling their trips. Lake County will cover up to $25 for an ambulatory trip and $45 for a wheelchair trip. Rider will be responsible for $2.00 fare and anything above $25/$45. Estimates providing 6,564 trips for the year to 97 individuals.	If awarded, this would be a 2nd year project. Project had a late contract execution (November 2023) due to county board approval and CTC has struggled to procure a TNC provider. Thus, no services have been provided as of this application. Awarded $163,819 in FY2023-24. Invoiced/paid $0 through April 2024. Application was submitted incorrectly (i.e., not emailed to the designated application address, as instructed to all applicants). Anticipates a "soft lauch" in July 2024 with full implementation in September.	$182,021.00	$163,819.00	

Service Area	Applicant	Project Description	Staff Comments	Requested Total Project Cost (100%)	Requested TD Dollar Amount (90%)	
Leon	City of Tallahassee - StarMetro	Continue to provide same-day/on-demand transportation utilizing TNCs, taxis and other service providers. Service will be available Monday - Saturday 6 am - 11 pm and Sunday 11 am - 7 pm. Eligible riders will have more flexibility, access and choices for scheduling their trips. Estimates providing 5,400 ambulatory trips utilzing ISD funding for the year. Same-day wheelchair trips will be provided by StarMetro at this time. Estimated providing 600 wheelchair trips. Leon County will cover up to $18.58 for ambulatory trip. Rider will be responsible for $2.50 and anything above $18.58. To control demand, eligible riders are limited to 16 same-day trip requests per month.	If awarded, this would be a 3rd year project. However, no services were provided in the first year due to late contract execution and internal challenges (CTC staff turnover, delays in procuring a TNC, etc.) Awarded $73,190 in FY2023-24. Began providing service in August, 2023. Invoiced/paid approximately $4,700 through February 2024. To date, most trips provided under the project were not reimbursed under the ISD Grant but by local dollars. These trips fall under the fixed route system (i.e., ADA complementary paratransit), which are not eligible for reimbursement under the TD Trust Fund. Did not provide estimated TD riders that'll be served next fiscal year.	$185,500.00	$166,950.00	
Monroe (Miami)	Guidance/Care Center, Inc.	Continue to provide door-to-door trips on a planned route beginning early in the morning starting in the Lower Keys (Key West) to Miami. This service allows riders to get to earlier medical appointments and/or stay longer, if necessary. Service will continue to be available two days per week with a pickup time as early as 4 am arriving to Miami by 8 am. Will work with three major medical facility destinations and individuals to attempt to group those who are going to same location. Estimates providing 200 trips to 50 individuals.	If awarded, this would be a 3rd year project. Awarded $96,007 in FY2023-24. Invoiced/paid approximately $64,000 through February 2024. Rate per mile decreased from current grant ($6.25 to $5.84 per mile). For group trips with 2-4 individuals, rate will be $4.31 per mile.	$99,345.00	$89,410.00	

Service Area	Applicant	Project Description	Staff Comments	Requested Total Project Cost (100%)	Requested TD Dollar Amount (90%)	
Pinellas, Hillsborough and Pasco	Pinellas Suncoast Transit Authority	Continue partnership between 3 CTCs (Hillsborough, Pinellas, and Pasco) to provide same day, door-to-door regional trips within the Tampa Bay Area. Regional trips are considered trips between these 3 counties (i.e., must cross county lines). PSTA would be the lead agency. Service will be provided by contracted taxis, wheelchair van services and TNCs based on rider's choice. Includes a 3rd party call center for regional trips to provide scheduling assistance, when needed, and the ability to monitor trips. Estimates providing 11,800 trips to 1,800 individuals.	If awarded, this would be a 3rd year project (regional component of this project). Eligibility for regional trips is still determined by the CTC of the rider's residence and then referred to PSTA. Proposal requesting to provide "same-day, urgent" trips within Pinellas County. Due to Commission policy, this component of the current year project has met the maximum allowable timeframe of 4 years (i.e., not eligible for next grant cycle). Estimates for this service included within proposal was $24,000. Awarded $578,700 in FY2023-24. Invoiced/paid approximately $337,500 through January 2024 (includes Late Shift and Urgent/Same-Day trips). Planning to include Sunday service.	$576,600.00	$518,940.00	
Wakulla (Leon)	Wakulla Senior Citizens Council, Inc.	Continue to provide scheduled and on-demand transportation utilizing a Transportation Network Company (i-Enable). Eligible riders in Wakulla County will be provided trips within Wakulla County and/or cross-county trips to/from Leon County. Leon County riders will be limited to Leon County. Transportation can be provided to all TD eligible riders but will primarily focus individuals with IDD. Estimates providing 15,000 trips to 165 individuals.	If awarded, this would be a 3rd year project. Awarded $535,261 in FY2023-24. Invoiced/paid approximately $279,000 through February 2024. Changing operational hours from 6 am - 8 pm to 5 am - 8 pm seven days per week.	$643,875.00	$579,488.00	
		Subtotal of current projects reapplying		$3,578,435.00	$3,220,592.00	$0.00

Service Area	Applicant	Project Description	Staff Comments	Requested Total Project Cost (100%)	Requested TD Dollar Amount (90%)	
NEW PROJECT PROPOSALS						
Gulf	Gulf County ARC, Inc.	Provide on-demand/same-day transportation in the downtown Port St. Joe area, outlying communities in the county and the Wewahitchka area Monday - Friday from 8:00 am - 5:00 pm. Estimates providing 3,848 trips.	Proposed Expense Budget is incorrect as it includes the amount required for local match within the overall total. The allowable expenses should be totaled and then the required 10% match deducted on the application page. Application Page - Amounts listed for Total Proposed Project Amount and Local Match are incorrect. Does not provide estimated riders that would be served under the project.	$62,296.00	$48,451.00	
Martin	Senior Resource Association, Inc.	Provide same day or scheduled transportation to TD eligible individuals who reserve trips utilizing the online, self-service reservations mobile app. The Ecolane Community Coach Mobile App is available 24 hours per day, 7 days per week and allows scheduling in real time versus the current requirement to book a trip 72 hours in advance. Riders and their caregivers can reserve trips and verify trip status in real time. Estimates providing 24,000+ trips booked through the App.	Proposals indicates Mobile App has already proven a success through a pilot program launched in FY23/24. Pilot began in July 2023 and continues today. As of now, 1,300 trips have been provided to 20 riders using the mobile app. Does not provide estimated riders that would be served under the project.	$750,000.00	$675,000.00	
		Subtotal of new projects		$812,296.00	$723,451.00	$0.00
		Total Funds Requested		$4,390,731.00	$3,944,043.00	$0.00
			Total	**$4,390,731.00**	**$3,944,043.00**	**$0.00**

Available: **$3,000,000.00**

Remaining: **$3,000,000.00**

Attachment B ISD Funding Recommendations

2024-2025 INNOVATIVE SERVICE DEVELOPMENT GRANT
FUNDING OPTIONS

	Applicant Name	Project Area	Invoiced as of May 1, 2024 (FY23-24)	Total Scores	Ranking	Amount Requested (TDTF 90%)	Option 1	Option 2	Option 3
■	Pinellas Suncoast Transit Authority (PSTA)	Pinellas - Pasco - Hillsborough	$337,500 of $578,700 (July-Jan)*	416	1	$ 518,940.00	$ 494,940.00	$ 494,940.00	$ 445,446.00
■	Senior Resource Association (SRA)	Indian River - St. Lucie	$1,012,000 of $1.35M (July-March)	414	2	$ 1,350,000.00	$ 1,350,000.00	$ 1,350,000.00	$ 1,215,000.00
■	Lake Co. Board of Co. Commissioners	Lake	$0 of $163,819	412.5	3	$ 163,819.00	$ -	$ 163,819.00	$ 81,909.00
■	City of Tallahassee-StarMetro	Leon	$4,700 of $73,190 (Aug-Feb)	412.5	4	$ 166,950.00	$ 134,177.00	$ 166,950.00	$ 125,389.00
■	MTM Transit, LLC	Highlands	$68,300 of $148,150 (Sept-Feb)	402.5	5	$ 140,485.00	$ 140,485.00	$ 126,437.00	$ 119,412.00
■	Guidance/Care Center, Inc.	Monroe	$64,000 of $96,007 (July-Feb)	399.5	6	$ 89,410.00	$ 89,410.00	$ 71,528.00	$ 71,528.00
■	Bay Co. Board of Co. Commissioners	Bay	$23,700 of $668,793 (Sept-Dec)	399	7	$ 211,500.00	$ 211,500.00	$ 169,200.00	$ 169,200.00
■	Wakulla SeniorCitizens Center	Wakulla - Leon	$279,000 of $535,261 (July-Feb)	396.5	8	$ 579,488.00	$ 579,488.00	$ 457,126.00	$ 434,616.00
■	Senior Resource Association (SRA)	Martin	N/A	393.5	9	$ 675,000.00	$ -	$ -	$ 337,500.00
■	Gulf County ARC, Inc.	Gulf	N/A	279.5	10	$ 48,451.00	$ -	$ -	
						$ 3,944,043.00	$ 3,000,000.00	$ 3,000,000.00	$ 3,000,000.00

■ Current Projects
■ New Project

OPTION 1

Funds current year projects with the following exceptions:
PSTA - reduced $24,000 as identified in application for Urgent Trips that are no longer eligible due to project time limitations
Lake - not recommended this year due to delayed implementation of project, and no impact on ridership
StarMetro - reduced $32,773 due to minimal level of TDTF eligible services provided during current year project and to stay within total available funding

OPTION 2

Funds current year projects only
Awards a percentage of funding for each project based on the level of scoring
Projects higher than 410 (PSTA, SRA, Lake and StarMetro) awarded 100% of requested amount
Projects higher than 400 (MTM) awarded 90% of requested amount
Projects scored 399.5 and 399 (Guidance Care & Bay) awarded 80% of requesed amount
Wakulla is recommended at a little less than 80% + $5,128 (remainder of available funds)

OPTION 3

Awards a percentage of funding for each project based on the level of scoring and performance
Projects higher than 410 (PSTA, SRA) awarded 90% of requested amount
StarMetro awarded 90% of requested amount but reduced $24,866 due to minimal level of TDTF eligible services provided during current year project and to stay within total available funding
Lake is recommended at 50% based on currrent year performance
Projects higher than 400 (MTM) awarded 85% of requested amount
Projects scored 399.5 and 399 (Guidance Care & Bay) awarded 80% of requesed amount
Wakulla is recommended at 75% of requested amount
Martin is recommended at 50% based on application

6/3/2024

Attachment C

GUIDANCE/CARE CENTER, INC.
JIP Program
October 1, 2024 through September 30, 2025

	Salary	FTEs	JIP BOCC #3060-FK01
Salaries			
Program Director - Maureen Dunleavy	167,490.60	0.100	16,749
Clinical Program Coordinator - Myriam Carter	86,567.02	0.75	64,925
Data Entry Manager - Debra Genners	82,615.60	0.050	4,131
Regional Accountant - Anne Romance	81,120.00	0.100	8,112
SA Counselor I - (vacant)	49,212.80	1.000	49,213
SA Counselor I - Kristin Flores	66,702.72	1.000	66,703
SA Counselor I - Johnquetta Ellison	50,903.42	1.000	50,903
Total Wages		3.000	260,736
Fringe @ 23.6%	23.6%		61,534
Total Salaries & Fringe			322,270
Curriculum/Supplies			
Educational materials			2500
subtotal			2,500
Other Expenses (Per Indirect Cost Rate Agreement FY 25 budget)			
Mileage			174
Copier Lease			1,075
Office Supplies			875
Cellphone			825
Internet/Aircard			1,150
Dues & Memberships			70
Employee Recruitment			100
Conference/Training			3,550
subtotal			7,819
Total Program Cost			332,589
Indirect @ 18%	18%		59,866
Total			392,455
Other Revenues to offset			
			-
			-
			-
Total Other Revenue			-
Funding Request - Monroe County BOCC			392,455

\\Westcare.local\files\FL-GCC\Finance\Grants Billing\Grants Billing FY 24-25\County Funding Request FY 24-25\Monroe County FY 25 Budgets 06-07-24/Jail Programs

Attachment D

EXHIBIT H - FUNDING DETAIL

Provider: GuidanceCare Center, Inc. Contract #: ME225-14-27 Amendment #

ADULT MENTAL HEALTH

OCA DESCRIPTION	NEW OCA	AMOUNT
Residential Services	MH001	$ 660,058
Non-Residential Services	MH009	$ 915,092
Crisis and Baker Act Services	MH018	$ 1,138,503
Early Intervention - Psychotic Disorders	MH026	$ -
Community Forensic Program	MH072	$ 160,000
Indigent Drug Program	MH076	$ 50,564
Proviso Allocation - Citrus	MH094	$ -
Carry Forward	MH0CF	$ -
Care Coordination	MH0CN	$ -
Forensic Hospital Multidisciplinary Team	MH0FH	$ -
FACT Team	MH0FT	$ -
PATH Grant	MH0PG	$ 165,000
TANF Services	MH0TR	$ -
RSCA Early Intervention SVC-Psychotic Disorders	MH26R	$ -
RSCA 988 Suicide & Crisis Lifeline	MHCRS	$ -
Citrus Health Network ACS	MH128	$ -
Expanding 211 Call Volt Coordination Initiative	MH211	$ -
Emergency COVID-19 Grant Supplemental	MHCOS	$ -
Early Intervention Services MHBG Supplemental 2	MHDS2	$ -
Supported Employment Services	MHEMP	$ 150,000
Forensic Transitional Beds	MHFMH	$ -
Residential stability Coord MHBG SUP2	MHRE2	$ -
For Profit Sub-Recipient - Key West HMA	MHSFP	$ -
MH 988 State & Territory Improvement Grant	MH981	$ -
MH 988 Implementation Fnd Discretionary Grant	MH98G	$ -
MDC - Central Receiving Facility	MDCRF	$ -
Suicide Prevention MHBG Supplemental 2	MHPV2	$ -
Community Action Treatment (CAT) Team	MHCAT	$ 150,000
Mobile Crisis Team	MHMCT	$ 100,668
Specialty Programs	SPLTY	$ -
Involuntary Outpatient Services Pilot Project	MH021	$ -
MH Services MHBG Supplemental 2	MHARP	$ 185,000
Connect Families Youth Screen	MHCFY	$ -
JCS Crisis Line	MHJCL	$ -
JCS Starfields	MHSUR	$ -
Core Crisis Set Aside MHBG Supplemental 2	MH988	$ -
Core Crisis Set Aside MHBG Supplemental 2	MHCC2	$ 260,883
Agape Network - Community Reentry	MH101	$ -
MDC-HT/ Project Lazarus Specialized Outreach	MH119	$ -
CRF- Recyus	MHCR	$ -
TOTAL ADULT MENTAL HEALTH =		$ 3,766,958

CHILDREN MENTAL HEALTH

OCA DESCRIPTION	NEW OCA	AMOUNT
Residential Services	MH001	$ -
Non-Residential Services	MH009	$ 430,000
Crisis and Baker Act Services	MH018	$ 15,677
Purchased Residential Treatment (PRTS)	MH071	$ -
Special Appropriation - ICFH	MH0BN	$ -
RSCA 988 Suicide & Crisis Lifeline	MHCRS	$ -
Carry Forward	MH0CF	$ -
		$ -
Community Action Treatment (CAT) Team	MHCAT	$ 600,000
Mobile Crisis Team	MHMCT	$ 636,671
ME Other Multidisciplinary Team	MHMDT	$ -
Telehealth Behavioral Health Services	MHTLH	$ 111,112
		$ -
Specialty Programs	SPLTY	$ -
Connect Families Youth Screen	MHCFY	$ -
JCS Crisis Line	MHJCL	$ -
		$ -
MH Services MHBG Supplemental 2	MHARP	$ 120,000
		$ -
		$ -
		$ -
		$ -
		$ -
		$ -
		$ -
		$ -
		$ -
		$ -
		$ -
		$ -
		$ -
		$ -
		$ -
		$ -
		$ -
		$ -
TOTAL CHILDREN MENTAL HEALTH =		$ 1,953,260

ADULT SUBSTANCE ABUSE

OCA DESCRIPTION	NEW OCA	AMOUNT
Residential Services	MS000	$ -
Non-Residential Services	MS011	$ 523,791
Detox Services	MS021	$ 686,643
HIV Services	MS020	$ -
Prevention Services	MS025	$ -
Women's Services	MS027	$ -
Pregnant Women Project	MS081	$ -
PIT Team	MS091	$ 200,000
Care Coordination	MS0CN	$ -
Carry Forward	MS0CF	$ -
TANF Services	MS0TR	$ -
Opioid TF Hospital Bridge Programs	MSOHB	$ -
Opioid TF Non-Qualified Counties	MSONQ	$ 807,274
Opioid TF Peer Supports & Recovery Comm	MSOPR	$ -
Opioid TF Treatment and Recovery	MSOTR	$ -
McKinney Settlement- SA Services	MS925	$ 48,000
Community Based Services	MSCBS	$ 50,000
SOR-MAT Year 6	MSSM6	$ 162,500
NRS/SEN Care Coordination SAPT Supplemental 2	MSCS2	$ -
Opioid Response Disc. Rec Comm Org-Year 4	MSRC4	$ -
Opioid Response Disc. Rec Comm Org-Year 5	MSRC5	$ -
SOR-MAT Year 4	MSSM4	$ -
SOR-MAT Year 5	MSSM5	$ -
Suicide Prevention SAPT SUP1	MSSPV	$ -
Specialty Programs	SPLTY	$ -
Opioid Response Disc. Rec Comm Org-Year 6	MSRC6	$ -
JCS Crisis Line	MHJCL	$ -
Opioid TF Crisis Opioid Recovery Care	MSOCR	$ -
SA Services SAPT Supplemental 2	MSARP	$ 78,615
Primary Prevention SAPT Supplemental 2	MS252	$ -
COSSAP	COSSAP	$ -
TOTAL ADULT SUBSTANCE ABUSE =		$ 2,356,823

CHILDREN SUBSTANCE ABUSE

OCA DESCRIPTION	NEW OCA	AMOUNT
Residential Services	MS000	$ -
Non-Residential Services	MS011	$ 253,775
Detox Services	MS021	$ -
HIV Services	MS023	$ -
Prevention Services	MS025	$ 199,063
Prevention Partnership Grant	MS0PP	$ -
Carry Forward	MS0CF	$ -
TANF Services	MS0TR	$ -
SOR- Prevention Year 6	MSSP6	$ 33,031
		$ -
		$ -
Proviso Allocation - Hatch Help	MS960	$ -
Hatch Help Opioid Training	MS921	$ -
Prevention Partnership Prog SAPT SUP1	MSPP5	$ -
Suicide Prevention SAPT SUP1	MSSPV	$ -
Suicide Prevention SAPT Supplemental 2	MSPV2	$ -
SOR- Prevention Year 4	MSSP4	$ -
SOR- Prevention Year 5	MSSP5	$ -
Specialty Programs	SPLTY	$ -
		$ -
JCS Crisis Line	MHJCL	$ -
		$ -
Prevention Partnership Program SAPT Supplemental 2	MSPP2	$ -
Primary Prevention SAPT Supplemental 2	MS252	$ -
SA Services SAPT Supplemental 2	MSARP	$ 120,000
		$ -
		$ -
		$ -
		$ -
		$ -
		$ -
		$ -
TOTAL CHILDREN SUBSTANCE ABUSE =		$ 596,169

FUNDS NOT REQUIRING MATCH:

Drug Abuse Services	$ 462,722
Block Grant (CMHC)	$ 1,919,871
Deinstitutionalization Project	$ -
CMH Program	$ 1,953,260
	$ -
TOTAL FUNDS NOT REQUIRING MATCH	$ 4,335,853

TOTAL ALL PROGRAMS =	$ 8,613,210
UNCOMPENSATED UNITS =	$ 1,722,642
TOTAL =	$ 10,335,852
TOTAL FUNDS REQUIRING MATCH =	$ 4,257,357
LOCAL MATCH REQUIRED =	$ 1,419,119

NOTES

FY 2023-24 Adjustments:
2/10/23 All CF allocations are removed.
MH095 allocations are moved to MHARP,MS115 and MS215 is transferred to MHARP.
MHCC3 allocations are transferred to MHCC2.
SOR treatment allocations are transferred to MSSM5, subject to availability of funding.
SOR prevention allocations are transferred to MSSP5, subject to availility of funding.
9/16/23 $11,667 is transferred from MSSP5 to MSSP4; these funds cannot be expended beyond 9/30/23.
$83,333 is reduced from MHEMP to align with ME's SOF allocation.
$84,952 is reduced from MHCC2 to align with ME's SOF allocation.
1/7/24 $61,250 is added to CSA-MSPP6 and $88,888 is reduced from MSPP5 to align the budget with DCF allocations.
1/8/24 SOR funding is revised as follows: MSSM5-$123,188, MSSM6-$526,812.
$56,562.70 is added to CMH-MHRCF (MHCAT) for additional capacity.
$50,890.30 is added to ASA-MSHCF (MS925) for additional MAT services, 1-time only.
1/16/24 $807,274 is added to ASA-MSONQ for Opioid Services.
FY 2024-25 Adjustments:
2/5/24 All Carry forward, MHARP, MSARP, MHCC2 budget allocations are removed as they were non-recurring allocations.
SOR treatment and prevention budget allocations are adjusted tot he 1st quarter allocations only; the remaining funds will be allocated after the ME receives its FY 24-25 SOF allocation.
All MHARP, MSARP, and MHCC2 allocations are kept subject to continued funding availability from DCF.

Attachment E

Provider Name:	Guidance Care Center, Inc. (GC)
Audit Period:	7/1/2022 - 6/30/2025

AUDIT SCHEDULE

ACTUAL EXPENSES AND REVENUES SCHEDULE

FUNDING SOURCES & REVENUES			Assessment	Case Management	Crisis Stabilization	Crisis Support/ Emergency	In-home & Onsite	Intervention (Indiv.)	Medical Services	Outpatient (Indiv.)	Outreach	Residential II	Incidental Expenses	R&B with Exp. II
A			01	02	03	04	08	11	12	14	15	19	20	44
A. STATE SAMH FUNDING														
Current Year Funding														
Expenditure Report DCMH	Provider Subcontract#	Funding Source: F=Federal S=State F/S=Federal and State												
MH001	ME225-12-27	F/S										$ 108,979.60		$ 416,650.63
MH009	ME225-12-27	F/S	$ 395,303.64	$ 20,437.77			$ 308,344.62	$ 252,496.83	$ 428,546.10	$ 158,275.18	$ 21,461.07			
MH018	ME225-12-27	F/S			$ 1,133,048.70	$ 953,982.66								
MH072	ME225-12-27	S	$ 24,768.25	$ 25,436.89				$ 49,142.23	$ 37,210.89	$ 2,241.68	$ 24,892.49			
MH076	ME225-12-27	S											$ 36,094.00	
MHPG	ME225-12-27	F	$ 38,805.65	$ 46,917.30							$ 13,768.02			
MHARP	ME225-12-27	F		$ 8,844.89				$ 137,818.23			$ 103,068.00			
MHCAT	ME225-12-27	S												
MHCC2	ME225-12-27	F				$ 59,174.39								
MHCCS	ME225-12-27	F				$ 249,176.00								
MHCOM	ME225-12-27	F						$ 47,161.03						
MHEMP	ME225-12-27	F/S												
MHMCT	ME225-12-27	F/S				$ 1,177,397.41			$ 20,218.25					
MHTLH	ME225-12-27	S	$ 4,378.58				$ 67,525.92	$ 3,459.17	$ 26,036.75					
MS011	ME225-12-27	F/S												
MS021	ME225-12-27	F/S												
MS025	ME225-12-27	F												
MS091	ME225-12-27	S												
MSPP	PHDI	F												
MSCBS	ME225-12-27	S												
MSCOM	ME225-12-27	F												
MSSM4	ME225-12-27	F												
MSSM5	ME225-12-27	F												
MSSP4	ME225-12-27	F												
MSSP5	ME225-12-27	F												
MSS25	ME225-12-27	S												
Total Current Year Funding			$ 463,374.13	$ 112,609.04	$ 1,133,048.70	$ 2,434,912.46	$ 375,870.74	$ 490,096.39	$ 512,007.18	$ 152,516.70	$ 162,337.58	$ 108,979.60	$ 36,094.00	$ 416,650.63
Carry Forward Funding														
Expenditure Report DCMH	Provider Subcontract#	Funding Source: F=Federal S=State F/S=Federal and State												
MS021	ME225-12-27	S												
MS025	ME225-12-27	S												
Total Carry Forward Funding			$ -	$ -	$ -	$ -	$ -	$ -	$ -	$ -	$ -	$ -	$ -	$ -
TOTAL STATE SAMH FUNDING =			$ 463,374.13	$ 112,609.04	$ 1,133,048.70	$ 2,434,912.46	$ 375,870.74	$ 490,096.39	$ 512,007.18	$ 152,516.70	$ 162,337.58	$ 108,979.60	$ 36,094.00	$ 416,650.63
B. OTHER GOVERNMENTAL FUNDING														
(1) Other State Agency Funding														
(2) Medicaid			$ 10,805.58	$ 60,002.58			$ 103,803.29	$ 1,222.57	$ 107,307.64	$ 24,379.24		$ 67,930.17		$ 14,579.42
(3) Local Government & Match			$ 179,345.80	$ 92,380.10		$ 92,380.10	$ 92,380.10	$ 179,345.80	$ 92,380.10	$ 92,380.10				
(4) Federal Grants and Contracts														
(5) Invest from local govt. only														
TOTAL OTHER GOVERNMENT FUNDING =			$ 190,150.38	$ 152,382.68	$ -	$ 92,380.10	$ 196,203.39	$ 180,567.37	$ 199,688.04	$ 116,859.34	$ -	$ 67,930.17	$ -	$ 14,579.42
C. ALL OTHER REVENUES														
(1) 1st & 2nd Party Payments			$ 9,293.71			$ 4,191.39								$ 150,048.33
(2) 3rd Party Payments (except Medicare)														
(3) Medicare						$ 15,000.00			$ 26,748.48	$ 17,146.60				
(4) Contributions and Donations						$ 9,880.19								
(5) Other & Match														
(6) Invest														
TOTAL ALL OTHER REVENUES =			$ 9,293.71	$ -	$ -	$ 29,089.58	$ -	$ -	$ 26,748.48	$ 17,146.60	$ -	$ -	$ -	$ 150,048.33
TOTAL FUNDING =			$ 672,818.42	$ 265,991.72	$ 1,133,048.70	$ 2,557,180.21	$ 572,154.13	$ 670,895.96	$ 738,443.70	$ 286,522.64	$ 162,337.58	$ 186,909.77	$ 36,094.00	$ 581,378.38

Provider Name:	Guidance Care Center, Inc. (GCC)
Audit Period:	7/1/2023 - 6/30/2025

AUDIT SCHEDULE
ACTUAL EXPENSES AND REVENUES

SAMH COVERED SERVICES or PROJECTS

STATE-FUNDED

FUNDING SOURCES & REVENUES			MH Clubhouse	OAT Team	Mental Health Total	Assessment	Case Management	Crisis Support/ Emergency	In-home & Onsite	Intervention (Indiv.)	Medical Services	Medication-Assisted Tx	Outpatient (Indiv.)	Outreach	Inpatient Detoxification	Supported Employment	Outpatient Group	Prevention - Indicated
A			40	64	B	01	02	04	05	11	12	13	14	15	24	26	32	49
A. STATE SAMH FUNDING																		
Current Year Funding																		
Expenditure Report OCAP	Provider Subcontract#	Funding Source: F=Federal S=State F/S=Federal and State																
MH001	ME225-12-27	F/S			$ 525,629.23													
MH009	ME225-12-27	F/S			$ 1,585,845.43													
MH018	ME225-12-27	F/S			$ 2,067,311.36													
MH072	ME225-12-27	S			$ 183,692.55													
MH076	ME225-12-27	S			$ 36,394.00													
MHPG	ME225-12-27	F			$ 88,501.08													
MHARP	ME225-12-27	F			$ 249,728.12													
MHCAT	ME225-12-27	S		$ 750,000.00	$ 750,000.00													
MHCC2	ME225-12-27	F			$ 59,774.39													
MHCC5	ME225-12-27	F			$ 343,776.00													
MHCOM	ME225-12-27	F			$ 47,181.00													
MHEMP	ME225-12-27	F/S	$ 245,012.36		$ 245,012.36													
MHMCT	ME225-12-27	F/S			$ 1,197,615.66													
MHTUH	ME225-12-27	S			$ 101,394.43													
MS011	ME225-12-27	F/S			$ -	$ 123,701.81	$ 86,930.25		$ 5,437.75	$ 122,289.36			$ 141,251.39	$ 201,321.09			$ 62,782.17	
MS021	ME225-12-27	F/S			$ -			$ 8,314.56							$ 476,327.64			
MS025	ME225-12-27	F			$ -													$ 13,375.94
MS031	ME225-12-27	S			$ -													
MSPP	PI-03	F			$ -													$ 11,851.21
MSCBS	ME225-12-27	S			$ -	$ 1,039.78	$ 401.42						$ 2,877.19				$ 136,989.65	
MSCOM	ME225-12-27	F			$ -					$ 119,999.96					$ 78,815.73			
MSSM4	ME225-12-27	F			$ -	$ 11,263.08	$ 83,396.83			$ 12,890.58	$ 41,016.67	$ 297,558.42	$ 752.34					
MSSM5	ME225-12-27	F			$ -	$ 1,208.81	$ 5,396.43		$ 408.58		$ 13,358.45	$ 19,830.14	$ 1,667.58					
MSSP4	ME225-12-27	F			$ -													
MSSP5	ME225-12-27	F			$ -													$ 2,814.78
MS925	ME225-12-27	S			$ -											$ 18,132.00		
Total Current Year Funding			$ 245,012.36	$ 750,000.00	$ 7,391,386.51	$ 137,185.38	$ 186,118.93	$ 8,314.56	$ 5,846.34	$ 255,181.70	$ 52,074.82	$ 318,580.56	$ 146,148.12	$ 201,321.09	$ 556,943.37	$ 18,132.00	$ 199,781.82	$ 27,241.91
Carry Forward Funding																		
Expenditure Report OCAP	Provider Subcontract#	Funding Source: F=Federal S=State F/S=Federal and State																
MS021	ME225-12-27	S			$ -										$ 118,900.40			
MS925	ME225-12-27	S			$ -											$ 4,814.78		
					$ -													
Total Carry Forward Funding			$ -	$ -	$ -	$ -	$ -	$ -	$ -	$ -	$ -	$ -	$ -	$ -	$ 118,900.40	$ 4,814.78	$ -	$ -
TOTAL STATE SAMH FUNDING =			$ 245,012.36	$ 750,000.00	$ 7,391,386.51	$ 137,185.38	$ 186,118.93	$ 8,314.56	$ 5,846.34	$ 255,181.70	$ 52,074.82	$ 318,580.56	$ 146,148.12	$ 201,321.09	$ 675,843.77	$ 22,946.78	$ 199,781.82	$ 27,241.91
B. OTHER GOVERNMENTT FUNDING																		
(1) Other State Agency Funding					$ -													
(2) Medicaid					$ 418,126.79										$ 38,730.00			
(3) Local Government & Match					$ 620,590.50	$ 92,380.10	$ 92,380.10		$ 92,380.10									
(4) Federal Grants and Contracts					$ -													
(5) In-kind from local govt. only					$ -													
TOTAL OTHER GOVERNMENT FUNDING =			$ -	$ -	$ 1,038,719.29	$ 92,380.10	$ 92,380.10	$ -	$ 92,380.10	$ -	$ -	$ -	$ -	$ -	$ 38,730.00	$ -	$ -	$ -
C. ALL OTHER REVENUES																		
(1) 1st & 2nd Party Payments					$ 170,530.42						$ 13,205.48		$ 32,200.66		$ 1,474.00			
(2) 3rd Party Payments (except Medicare)					$ -													
(3) Medicare					$ 59,709.16													
(4) Contributions and Donations					$ 9,890.19													
(5) Other & Match					$ -					$ 72,232.28								
(6) In-kind					$ -													
TOTAL ALL OTHER REVENUES =			$ -	$ -	$ 240,129.77	$ -	$ -	$ -	$ -	$ 72,232.28	$ 13,205.48	$ -	$ 32,200.66	$ -	$ 1,474.00	$ -	$ -	$ -
TOTAL FUNDING =			$ 245,012.36	$ 750,000.00	$ 8,670,244.57	$ 229,565.48	$ 278,499.03	$ 8,314.56	$ 98,226.44	$ 306,413.98	$ 65,280.01	$ 318,580.56	$ 178,348.78	$ 201,321.09	$ 716,047.77	$ 22,946.78	$ 199,781.82	$ 27,241.91

Provider Name:	Guidance Care Center, Inc. (GC
Audit Period:	7/1/2022 - 6/30/2023

AUDIT SCHEDULE

ACTUAL EXPENSES AND REVENUES

FUNDING SOURCES & REVENUES			Prevention - Selective	Prevention - Universal Direct	Prevention - Universal Indirect	PIT Team	Other Bundled Projects	Substance Abuse Total	Total for State SAMH-Funded Covered Services or Projects	Total for Non-State-Funded Covered Services or Projects	Total for All Covered Services or Projects	Non-SAMH Covered Services or Projects	Total Funding
A			49	53	51	A2	C5	C	D	E	(D+E) F	G	(F+G) H
IA. STATE SAMH FUNDING													
Current Year Funding													
Expenditure Report OOA#	Provider Subcontract#	Funding Source: F=Federal S=State F/S=Federal and State											
MH001	ME225-13-27	F/S						$ -	$ 525,629.23		$ 525,629.23		$ 525,629.23
MH009	ME225-13-27	F/S						$ -	$ 1,585,845.42		$ 1,585,845.42		$ 1,585,845.42
MH018	ME225-13-27	F/S						$ -	$ 2,087,011.36		$ 2,087,011.36		$ 2,087,011.36
MH072	ME225-13-27	S						$ -	$ 163,692.55		$ 163,692.55		$ 163,692.55
MH076	ME225-13-27	S						$ -	$ 38,084.00		$ 38,084.00		$ 38,084.00
MH0PG	ME225-13-27	F						$ -	$ 88,551.06		$ 88,551.06		$ 88,551.06
MHARP	ME225-13-27	F						$ -	$ 249,729.12		$ 249,729.12		$ 249,729.12
MHCAT	ME225-13-27	S						$ -	$ 750,000.00		$ 750,000.00		$ 750,000.00
MHCC2	ME225-13-27	F						$ -	$ 59,774.39		$ 59,774.39		$ 59,774.39
MHCCS	ME225-13-27	F						$ -	$ 243,778.00		$ 243,778.00		$ 243,778.00
MHCDM	ME225-13-27	F						$ -	$ 47,181.93		$ 47,181.93		$ 47,181.93
MHEMP	ME225-13-27	F/S						$ -	$ 245,012.36		$ 245,012.36		$ 245,012.36
MHMCT	ME225-13-27	F/S						$ -	$ 1,197,616.66		$ 1,197,616.66		$ 1,197,616.66
MHTLH	ME225-13-27	S						$ -	$ 101,394.43		$ 101,394.43		$ 101,394.43
MS011	ME225-13-27	F/S					$ 43,750.00	$ 777,563.22	$ 777,563.22		$ 777,563.22		$ 777,563.22
MS022	ME225-13-27	F/S						$ 486,642.20	$ 486,642.20		$ 486,642.20		$ 486,642.20
MS025	ME225-13-27	F	$ 133,867.45	$ 49,051.82				$ 195,115.21	$ 195,115.21		$ 195,115.21		$ 195,115.21
MS091	ME225-13-27	S				$ 189,999.22		$ 189,999.22	$ 189,999.22		$ 189,999.22		$ 189,999.22
MSOPP	IP-03	F	$ 91,241.21	$ 45,742.41	$ 1,964.66			$ 148,999.49	$ 148,999.49		$ 148,999.49		$ 148,999.49
MSCBS	ME225-13-27	S						$ 141,398.98	$ 141,398.98		$ 141,398.98		$ 141,398.98
MSCOM	ME225-13-27	F						$ 188,615.69	$ 188,615.69		$ 188,615.69		$ 188,615.69
MSSMA	ME225-13-27	F						$ 447,680.32	$ 447,680.32		$ 447,680.32		$ 447,680.32
MSSMS	ME225-13-27	F						$ 37,363.66	$ 37,363.66		$ 37,363.66		$ 37,363.66
MSSP6	ME225-13-27	F	$ 27,452.04	$ 788.39				$ 28,241.43	$ 28,241.43		$ 28,241.43		$ 28,241.43
MSSPS	ME225-13-27	F	$ 7,943.72	$ 679.79				$ 11,038.23	$ 11,038.23		$ 11,038.23		$ 11,038.23
MS92S	ME225-13-27	S						$ 18,132.00	$ 18,132.00		$ 18,132.00		$ 18,132.00
Total Current Year Funding			$ 258,934.42	$ 96,263.37	$ 1,964.66	$ 189,999.22	$ 43,750.00	$ 2,691,789.87	$ 10,083,188.48		$ 10,083,188.48		$ 10,083,188.48
Carry-Forward Funding													
Expenditure Report OOA#	Provider Subcontract#	Funding Source: F=Federal S=State F/S=Federal and State											
MS021	ME225-13-27	S						$ 118,900.40	$ 118,900.40		$ 118,900.40		$ 118,900.40
MS92S	ME225-13-27	S		-				$ 4,914.70	$ 4,914.70		$ 4,914.70		$ 4,914.70
								$ -	$ -		$ -		$ -
Total Carry-Forward Funding			$ -	$ -	$ -	$ -	$ -	$ 123,815.10	$ 123,815.10		$ 123,815.10		$ 123,815.10
TOTAL STATE SAMH FUNDING =			$ 258,934.42	$ 96,263.37	$ 1,964.66	$ 189,999.22	$ 43,750.00	$ 2,815,605.37	$ 10,207,003.58		$ 10,207,003.58		$ 10,207,003.58
IB. OTHER GOVERNMENT FUNDING													
(1) Other State Agency Funding								$ -	$ -	$ 794,279.20	$ 794,279.20		$ 794,279.20
(2) Medicaid								$ 36,730.20	$ 456,858.79		$ 456,858.79		$ 456,858.79
(3) Local Government & Match								$ 277,145.30	$ 1,097,730.80	$ 665,342.01	$ 1,763,072.81		$ 1,763,072.81
(4) Federal Grants and Contracts								$ -	$ -	$ 1,659,192.28	$ 1,659,192.28		$ 1,659,192.28
(5) In-kind from local govt. only								$ -	$ -	$ -	$ -		$ -
TOTAL OTHER GOVERNMENT FUNDING =			$ -	$ -	$ -	$ -	$ -	$ 313,875.50	$ 1,554,589.59	$ 3,118,813.49	$ 4,673,403.08	$ -	$ 4,673,403.08
IC. ALL OTHER REVENUES													
(1) 1st & 2nd Party Payments								$ 46,800.15	$ 220,413.57		$ 220,413.57		$ 220,413.57
(2) 3rd Party Payments (except Medicare)								$ -	$ -		$ -		$ -
(3) Medicare								$ -	$ 89,723.16		$ 89,723.16		$ 89,723.16
(4) Contributions and Donations								$ -	$ 9,890.19		$ 9,890.19		$ 9,890.19
(5) Other & Match								$ 70,330.25	$ 70,330.25	$ 177,056.04	$ 247,930.29		$ 247,930.29
(6) In-kind								$ -	$ -		$ -		$ -
TOTAL ALL OTHER REVENUES =			$ -	$ -	$ -	$ -	$ -	$ 117,112.40	$ 360,239.17	$ 177,056.04	$ 537,937.21	$ -	$ 537,937.21
TOTAL FUNDING =			$ 258,934.42	$ 96,263.37	$ 1,964.66	$ 189,999.22	$ 43,750.00	$ 3,246,567.77	$ 12,121,832.34	$ 3,295,911.53	$ 15,417,343.87	$ -	$ 15,417,343.87

Provider Name: Guidance Care Center, Inc. (GCC)
Audit Period: 7/1/2022 - 6/30/2023

AUDIT SCHEDULE

ACTUAL EXPENSES AND REVENUES SCHEDULE

Mental Health

EXPENSE CATEGORIES	Assessment	Case Management	Crisis Stabilization	Crisis Support/ Emergency	In-home & Onsite	Intervention (Indiv.)	Medical Services	Outpatient (Indiv.)	Outreach	Residential II	Incidental Expenses	R&B with Sup. II
A	01	02	03	04	09	11	12	14	15	18	20	38
IIA. PERSONNEL EXPENSES												
(1) Salaries	$ 268,387.38	$ 63,081.08	$ 271,223.85	$ 1,294,397.08	$ 270,239.80	$ 361,027.22	$ 193,407.46	$ 89,631.09	$ 64,954.23	$ 72,525.93		$ 103,235.62
(2) Fringe Benefits	$ 54,293.45	$ 13,247.03	$ 56,956.79	$ 271,758.39	$ 49,768.30	$ 63,116.72	$ 38,515.07	$ 16,822.53	$ 17,640.30	$ 15,291.06	$ -	$ 40,579.84
TOTAL PERSONNEL EXPENSES =	$ 322,680.83	$ 76,328.10	$ 328,179.42	$ 1,566,845.37	$ 320,008.09	$ 364,142.94	$ 231,923.03	$ 106,453.61	$ 102,794.62	$ 87,816.99	$ -	$ 233,815.46
IIB. OTHER EXPENSES												
(1) Building Occupancy	$ 14,072.69	$ 8,293.58		$ 39,580.00	$ 15,748.87	$ 22,974.33	$ 54,517.63			$ 7,211.58		$ 40,635.44
(2) Professional Services	$ 9,660.25	$ 4,709.12	$ 374,826.30	$ 297,102.45	$ 8,667.67	$ 16,812.46	$ 113,540.28	$ 10,868.00				$ 10,168.56
(3) Travel	$ 387.16	$ 711.48	$ 2,393.50	$ 7,777.06	$ 4,035.34	$ 573.39	$ 13,395.71	$ 556.91	$ 3,935.25			$ 113.04
(4) Equipment	$ 11,660.86	$ 2,382.44	$ 37,143.49	$ 68,972.06	$ 4,176.81	$ 8,472.36	$ 32,030.83	$ 101.92		$ 835.12		$ 7,896.14
(5) Food Services				$ 62,346.16								$ 40,400.80
(6) Medical and Pharmacy		$ 85.80	$ 36,000.00	$ 68,889.97	$ 164.21	$ 343.73	$ 689.56				$ 38,100.00	$ 423.74
(7) Subcontracted Services												
(8) Insurance												
(9) Interest Paid												
(10) Operating Supplies & Expenses	$ 49,705.54	$ 7,329.65	$ 2,817.87	$ 88,271.49	$ 14,885.08	$ 27,470.87	$ 26,820.16	$ 7,898.44	$ 888.08			$ 39,974.40
(11) Other Expenses	$ 20,000.00		$ 240,000.00		$ 10,000.00			$ 10,000.00	$ 40,000.00			
(12) Donated Items												
TOTAL OTHER EXPENSES =	$ 105,711.62	$ 23,456.19	$ 694,848.66	$ 569,940.56	$ 57,673.98	$ 76,596.94	$ 242,003.19	$ 29,227.17	$ 44,827.13	$ 8,047.10	$ 38,100.00	$ 141,903.42
TOT. PERSONNEL & OTH. EXP. =	$ 418,372.45	$ 99,784.30	$ 1,023,028.08	$ 2,134,784.93	$ 338,670.58	$ 440,839.88	$ 483,926.22	$ 137,680.78	$ 147,421.75	$ 95,865.89	$ 38,100.00	$ 375,718.88
IIC. DISTRIBUTED INDIRECT COSTS												
(a) Other Support Costs (Optional)				$ 60,000.00	$ 10,000.00					$ 10,000.00		
(b) Administration	$ 45,969.08	$ 10,958.80	$ 112,458.31	$ 241,159.49	$ 38,311.30	$ 48,458.32	$ 50,875.24	$ 15,136.58	$ 16,198.38	$ 11,838.89	$ 3,666.80	$ 41,263.35
TOT. DISTR'D INDIRECT COSTS =	$ 45,969.08	$ 10,958.80	$ 112,458.31	$ 301,159.49	$ 48,311.30	$ 48,458.32	$ 50,875.24	$ 15,136.58	$ 16,198.38	$ 21,838.89	$ 3,666.80	$ 41,263.35
TOTAL ACTUAL OPER. EXPENSES =	$ 464,342.38	$ 110,693.89	$ 1,135,436.49	$ 2,435,854.41	$ 386,981.78	$ 401,498.20	$ 514,801.46	$ 152,836.85	$ 163,620.14	$ 117,564.58	$ 40,666.59	$ 417,002.07
IID. UNALLOWABLE COSTS												
TOT. ALLOWABLE OPER. EXP. =	$ 464,342.38	$ 110,693.89	$ 1,135,436.49	$ 2,435,854.41	$ 386,981.78	$ 401,498.20	$ 514,801.46	$ 152,836.85	$ 163,620.14	$ 117,564.58	$ 40,666.59	$ 417,002.07
IIE. CAPITAL EXPENDITURES												
II. UNEARNED FUNDS, FUNDING ALLOCATIONS, AND EXCESS FUNDS												
IIA. Unearned Funds	$ (968.22)	$ (93.65)	$ (3,397.79)	$ (1,043.99)	$ (11,111.04)	$ (1,399.81)	$ (2,884.28)	$ (293.19)	$ (1,392.99)	$ (8,586.98)	$ (3,882.58)	$ (381.44)
IIB. Funding Allocations												
Current Year Funding												
Expenditure Report GCAM / Provider Subcontract# / Funding Source: F-Federal S-State F/S-Federal and State												
Carry Forward Funding												
Expenditure Report GCAM / Provider Subcontract# / Funding Source: F-Federal S-State F/S-Federal and State												
Total Funding Allocations	$ -	$ -	$ -	$ -	$ -	$ -	$ -	$ -	$ -	$ -	$ -	$ -
IIC. Excess Funds												
Excess Funds												
Excess Current Year Funds to be returned to Managing Entity / Funding source: F-Federal S-State	$ -	$ -	$ -	$ -	$ -	$ -	$ -	$ -	$ -	$ -	$ -	$ -
Excess Carry Forward Funds to be returned to Managing Entity / Funding source: F-Federal S-State	$ -	$ -	$ -	$ -	$ -	$ -	$ -	$ -	$ -	$ -	$ -	$ -

Provider Name:	Guidance Care Center, Inc. (GC
Audit Period:	7/1/2022 - 6/30/2023

AUDIT SCHEDULE

ACTUAL EXPENSES AND REVENUES

SAMH COVERED SERVICES

EXPENSE CATEGORIES	MH Clubhouse	CAT Team	Mental Health Total	Assessment	Case Management	Crisis Support/ Emergency	In-home & Onsite	Intervention (Indiv.)	Medical Services	Medication-Assisted Tx	Outpatient (Indiv.)	Outreach	Substance Abuse: Inpatient Detoxification	Supported Employment	Outpatient Group	Prevention - Indicated
A	40	64	B	01	02	04	08	11	12	13	14	15	24	26	35	48
IIA. PERSONNEL EXPENSES																
(1) Salaries	$ 129,942.65	$ 504,378.01	$ 3,679,218.29	$ 75,697.28	$ 100,928.73	$ 6,126.33	$ 7,845.38	$ 115,741.74	$ 49,896.75		$ 37,334.28	$ 150,297.16	$ 393,418.48		$ 149,696.30	$ 25,015.14
(2) Fringe Benefits	$ 27,287.66	$ 106,918.66	$ 772,426.84	$ 15,896.43	$ 21,195.24	$ 1,706.32	$ 1,647.51	$ 23,265.76	$ 9,808.99	$ -	$ 7,838.19	$ 31,562.41	$ 82,617.88	$ -	$ 31,436.65	$ 5,253.18
TOTAL PERSONNEL EXPENSES =	$ 157,230.31	$ 611,296.67	$ 4,450,644.13	$ 91,593.72	$ 122,124.97	$ 7,831.65	$ 9,492.79	$ 139,007.50	$ 59,805.72	$ -	$ 45,162.48	$ 181,859.58	$ 476,036.36	$ -	$ 181,134.97	$ 30,268.32
IIB. OTHER EXPENSES																
(1) Building Occupancy	$ 6,327.35	$ 6,350.00	$ 215,917.87	$ 9,952.39	$ 13,269.72			$ 6,031.15					$ 11,974.24			
(2) Professional Services	$ 9,315.08	$ 13,471.04	$ 811,372.91	$ 5,643.74	$ 7,524.98			$ 4,281.54					$ 40,306.42			
(3) Travel	$ 456.90	$ 11,271.62	$ 45,380.54	$ 853.79	$ 1,138.37			$ 133.07					$ 796.19			$ 467.49
(4) Equipment	$ 8,487.88		$ 180,837.60	$ 3,738.83	$ 3,651.91			$ 4,997.58					$ 30,398.83			
(5) Food Services	$ 87.87		$ 86,936.89										$ 17,291.20			
(6) Medical and Pharmacy	$ 360.53	$ 3,250.00	$ 167,309.57	$ 133.12	$ 137.49					$ 285,658.35			$ 4,060.13	$ 22,080.00		$ 62.37
(7) Subcontracted Services			$ -													
(8) Insurance			$ -													
(9) Interest Paid			$ -													
(10) Operating Supplies & Expenses	$ 19,024.36	$ 7,209.68	$ 287,942.93	$ 8,345.58	$ 11,087.44			$ 21,380.33					$ 30,833.86			$ 806.18
(11) Other-Expenses	$ 15,000.00	$ 25,000.00	$ 360,000.00	$ 5,000.00	$ 10,000.00						$ 40,000.00					
(12) Donated Items			$ -													
TOTAL OTHER EXPENSES =	$ 59,061.64	$ 65,552.62	$ 2,155,736.41	$ 32,667.43	$ 46,809.91	$ -	$ -	$ 36,733.55	$ -	$ 285,658.35	$ 40,000.00	$ -	$ 131,725.67	$ 22,080.00	$ -	$ 1,336.03
TOT. PERSONNEL & OTH. EXP. =	$ 216,312.25	$ 676,847.59	$ 6,606,373.54	$ 124,261.16	$ 168,934.87	$ 9,831.65	$ 9,492.79	$ 175,731.05	$ 59,805.72	$ 285,658.35	$ 85,162.48	$ 181,859.58	$ 607,762.03	$ 22,080.00	$ 181,134.97	$ 31,618.35
IIC. DISTRIBUTED INDIRECT COSTS																
(a) Other Support Costs (Optional)	$ 5,000.00		$ 85,000.00			$ 10,000.00		$ 50,000.00			$ 50,000.00		$ 5,000.00			
(b) Administration	$ 24,317.35	$ 74,260.72	$ 735,234.16	$ 10,646.96	$ 18,582.21	$ 3,179.06	$ 1,843.95	$ 24,253.47	$ 6,248.72	$ 31,397.54	$ 14,651.35	$ 19,982.35	$ 67,329.01	$ 2,417.31	$ 18,902.73	$ 3,474.16
TOT. DISTR'D INDIRECT COSTS =	$ 29,317.35	$ 74,260.72	$ 820,234.16	$ 10,646.96	$ 18,582.21	$ 13,179.06	$ 1,843.95	$ 74,253.47	$ 6,248.72	$ 31,397.54	$ 64,651.35	$ 19,982.35	$ 72,329.01	$ 2,417.31	$ 18,902.73	$ 3,474.16
TOTAL ACTUAL OPER. EXPENSES =	$ 245,629.57	$ 750,108.32	$ 7,426,607.70	$ 137,848.12	$ 187,497.09	$ 23,010.71	$ 10,535.84	$ 244,984.52	$ 63,118.42	$ 317,045.89	$ 150,013.76	$ 201,841.93	$ 680,091.04	$ 24,417.31	$ 201,037.70	$ 35,092.50
IID. UNALLOWABLE COSTS			$ -													
TOT. ALLOWABLE OPER. EXP. =	$ 245,629.57	$ 750,108.32	$ 7,426,607.70	$ 137,848.12	$ 187,497.09	$ 23,010.71	$ 10,535.84	$ 244,984.52	$ 63,118.42	$ 317,045.89	$ 150,013.76	$ 201,841.93	$ 680,091.04	$ 24,417.31	$ 201,037.70	$ 35,092.50
IIE. CAPITAL EXPENDITURES			$ -													
III. UNEARNED FUNDS, FUNDING ALLOCATIONS, AND EXCE																
IIIA. Unearned Funds	$ (617.21)	$ (108.32)	$ (35,209.19)	$ (652.74)	$ (1,378.16)	$ (13,090.15)	$ (4,689.58)	$ (9,802.82)	$ (11,043.90)	$ (457.33)	$ (3,865.64)	$ (520.84)	$ (4,247.27)	$ (1,373.61)	$ (1,265.80)	$ (7,880.00)
IIIB. Funding Allocations																
Current Year Funding																
Expenditure Report OCAH	Provider Subcontract#	Funding Source: F-Federal S-State F/S-Federal and State														
					$ -											
					$ -											
Carry Forward Funding																
Expenditure Report OCAH	Provider Subcontract#	Funding Source: F-Federal S-State F/S-Federal and State														
					$ -											
					$ -											
Total Funding Allocations	$ -	$ -	$ -	$ -	$ -	$ -	$ -	$ -	$ -	$ -	$ -	$ -	$ -	$ -	$ -	$ -
IIIC. Excess Funds																
Excess Funds			$ -													
Excess Current Year Funds to be returned to Managing Entity	Funding Source: F-Federal S-State	$ -	$ -	$ -	$ -	$ -	$ -	$ -	$ -	$ -	$ -	$ -	$ -	$ -	$ -	$ -	$ -
				$ -												
				$ -												
Excess Carry Forward Funds to be returned to Managing Entity	Funding Source: F-Federal S-State	$ -	$ -	$ -	$ -	$ -	$ -	$ -	$ -	$ -	$ -	$ -	$ -	$ -	$ -	$ -	$ -
				$ -												
				$ -												

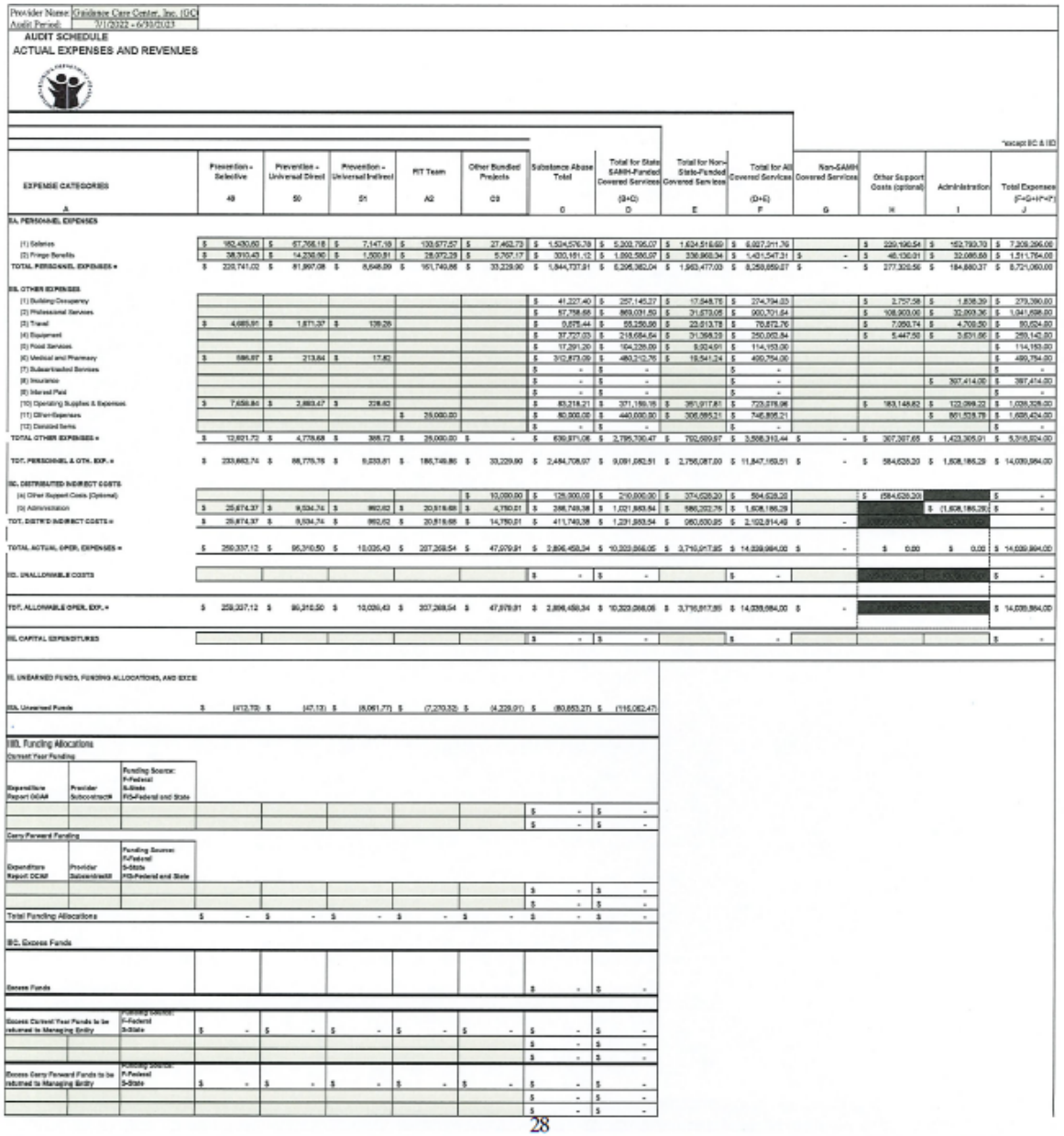

Provider Name: Guidance Care Center, Inc. (GC)
Audit Period: 7/1/2022 - 6/30/2023

AUDIT SCHEDULE

ACTUAL EXPENSES AND REVENUES

*except IIC & IID

EXPENSE CATEGORIES	Prevention - Selective	Prevention - Universal Direct	Prevention - Universal Indirect	PIT Team	Other Bundled Projects	Substance Abuse Total	Total for State SAMH-Funded Covered Services	Total for Non-State-Funded Covered Services	Total for All Covered Services	Non-SAMH Covered Services	Other Support Costs (optional)	Administration	Total Expenses
A	49	50	51	A2	C9	C	(B+C) D	E	(D+E) F	G	H	I	[F+G+H+I] J
IIA. PERSONNEL EXPENSES													
(1) Salaries	$ 182,430.62	$ 67,768.18	$ 7,147.19	$ 130,677.57	$ 27,462.73	$ 1,534,576.78	$ 5,202,706.07	$ 1,634,515.69	$ 6,837,211.76		$ 229,196.54	$ 152,793.70	$ 7,306,266.00
(2) Fringe Benefits	$ 38,810.40	$ 14,230.90	$ 1,500.91	$ 28,072.29	$ 5,767.17	$ 320,161.12	$ 1,092,580.97	$ 336,966.34	$ 1,431,547.31	$ -	$ 48,130.91	$ 32,086.68	$ 1,511,764.90
TOTAL PERSONNEL EXPENSES =	$ 221,241.02	$ 81,997.08	$ 8,648.09	$ 161,749.86	$ 33,229.90	$ 1,844,737.91	$ 6,295,362.04	$ 1,963,477.03	$ 8,268,859.07	$ -	$ 277,326.56	$ 184,880.37	$ 8,721,060.00
IIB. OTHER EXPENSES													
(1) Building/Occupancy						$ 41,227.40	$ 257,145.27	$ 17,648.78	$ 274,794.03		$ 2,757.58	$ 1,838.39	$ 279,390.00
(2) Professional Services						$ 57,758.66	$ 869,031.60	$ 31,673.05	$ 900,701.64		$ 108,303.00	$ 32,003.36	$ 1,041,008.00
(3) Travel	$ 4,685.91	$ 1,871.37	$ 139.26			$ 8,678.44	$ 68,250.56	$ 23,613.78	$ 76,872.76		$ 7,050.74	$ 4,700.50	$ 80,624.00
(4) Equipment						$ 37,727.03	$ 218,684.64	$ 31,368.29	$ 250,052.84		$ 5,447.56	$ 3,631.66	$ 259,142.00
(5) Food Services						$ 17,291.20	$ 104,328.09	$ 9,924.91	$ 114,153.00				$ 114,153.00
(6) Medical and Pharmacy	$ 586.97	$ 213.84	$ 17.82			$ 312,873.09	$ 480,312.76	$ 19,541.24	$ 499,754.00				$ 499,754.00
(7) Subcontracted Services						$ -	$ -		$ -				$ -
(8) Insurance						$ -	$ -		$ -			$ 397,414.00	$ 397,414.00
(9) Interest Paid						$ -	$ -		$ -				$ -
(10) Operating Supplies & Expenses	$ 7,656.84	$ 2,883.47	$ 238.62			$ 83,218.21	$ 371,189.16	$ 351,917.81	$ 723,576.96		$ 163,148.62	$ 122,099.22	$ 1,008,824.00
(11) Other Expenses				$ 25,000.00		$ 80,000.00	$ 440,000.00	$ 306,885.21	$ 746,885.21			$ 861,538.79	$ 1,608,424.00
(12) Donated Items						$ -	$ -		$ -				$ -
TOTAL OTHER EXPENSES =	$ 12,921.72	$ 4,778.68	$ 395.72	$ 25,000.00	$ -	$ 639,971.06	$ 2,795,700.47	$ 792,589.07	$ 3,588,312.44	$ -	$ 367,357.65	$ 1,423,305.91	$ 5,378,824.00
TOT. PERSONNEL & OTH. EXP. =	$ 233,662.74	$ 86,775.76	$ 9,033.81	$ 186,749.86	$ 33,229.90	$ 2,484,708.97	$ 9,091,062.51	$ 2,756,067.00	$ 11,847,169.51	$ -	$ 644,628.20	$ 1,608,186.28	$ 14,099,884.00
IIC. DISTRIBUTED INDIRECT COSTS													
(a) Other Support Costs (Optional)						$ 10,000.00	$ 126,900.00	$ 210,600.00	$ 374,628.20		$ (584,628.20)		$ -
(b) Administration	$ 25,874.37	$ 9,934.74	$ 992.62	$ 20,818.68	$ 4,750.01	$ 288,749.38	$ 1,221,883.54	$ 586,202.75	$ 1,808,186.29			$ (1,808,186.29)	$ -
TOT. DISTRD INDIRECT COSTS =	$ 25,874.37	$ 9,934.74	$ 992.62	$ 20,818.68	$ 14,750.01	$ 411,749.38	$ 1,231,883.54	$ 960,630.95	$ 2,192,814.49	$ -			
TOTAL ACTUAL OPER. EXPENSES =	$ 259,537.12	$ 96,710.50	$ 10,026.43	$ 207,568.54	$ 47,979.91	$ 2,896,458.34	$ 10,323,066.05	$ 3,716,917.95	$ 14,039,984.00	$ -	$ 0.00	$ 0.00	$ 14,039,984.00
IID. UNALLOWABLE COSTS						$ -	$ -		$ -				$ -
TOT. ALLOWABLE OPER. EXP. =	$ 259,537.12	$ 96,710.50	$ 10,026.43	$ 207,568.54	$ 47,979.91	$ 2,896,458.34	$ 10,323,066.05	$ 3,716,917.95	$ 14,039,984.00	$ -			$ 14,039,984.00
IIE. CAPITAL EXPENDITURES						$ -	$ -		$ -				$ -

IIF. UNEARNED FUNDS, FUNDING ALLOCATIONS, AND EXCESS

IIIA. Unearned Funds	$ (412.72)	$ (47.13)	$ (8,061.77)	$ (7,270.32)	$ (4,239.91)	$ (80,853.27)	$ (116,062.47)	

IIIB. Funding Allocations

Current Year Funding

Expenditure Report (SOAR)	Provider Subcontract#	Funding Source: F=Federal S=State FS=Federal and State						
							$ -	$ -
							$ -	$ -

Carry Forward Funding

Expenditure Report (SOAR)	Provider Subcontract#	Funding Source: F=Federal S=State FS=Federal and State						
							$ -	$ -
							$ -	$ -
Total Funding Allocations	$ -	$ -	$ -	$ -	$ -	$ -	$ -	

IIC. Excess Funds

Excess Funds							$ -	$ -

Excess Current Year Funds to be returned to Managing Entity	Funding Source: F=Federal S=State	$ -	$ -	$ -	$ -	$ -	$ -	$ -
							$ -	$ -
							$ -	$ -
Excess Carry Forward Funds to be returned to Managing Entity	Funding Source: F=Federal S=State	$ -	$ -	$ -	$ -	$ -	$ -	$ -
							$ -	$ -
							$ -	$ -

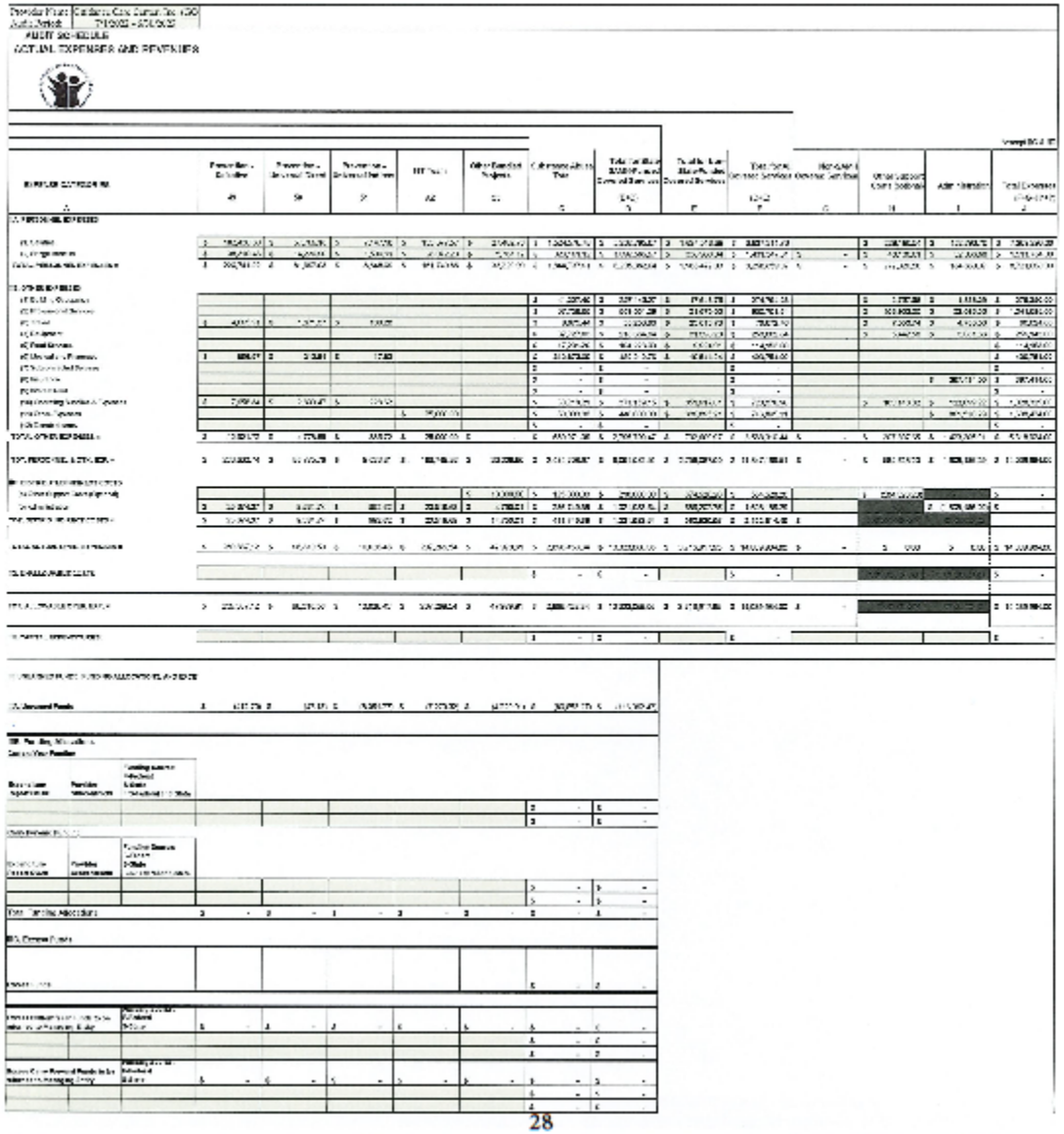

Kevin Wilson
Acting County Administrator
1100 Simonton Street Key
West, FL 33040

Monroe County

Budgetary Funds Worksheet Summary

2024 - 2025



Fund 001:

General Fund

MONROE COUNTY, FLORIDA - BOARD OF COUNTY COMMISSI0NERS
GENERAL FUND - 001 BUDGETED REVENUE ANALYSIS
FOR THE BUDGET YEAR ENDING SEPTEMBER 30, 2025

Revenues:	Fiscal Year 2025 Proposed Budget	Fiscal Year 2024 Estimate	Fiscal Year 2024 YTD	Fiscal Year 2024 Amended Budget	Fiscal Year 2024 Adopted Budget	Fiscal Year 2023 Actual	Fiscal Year 2023 Amended Budget	Fiscal Year 2023 Adopted Budget	Fiscal Year 2022 Actual	Fiscal Year 2022 Adopted Budget	Fiscal Year 2021 Actual	Fiscal Year 2020 Actual	Fiscal Year 2019 Actual	Fiscal Year 2018 Actual
Ad Valorem Taxes	43,000,935	35,677,585	36,036,465	37,025,306	37,025,306	25,317,381	26,268,078	26,268,078	22,716,500	23,574,000	22,239,273	21,149,022	19,141,987	16,781,698
Deliq Taxes	10,000	18,723	2,221	5,000	5,000	21,336	50,000	50,000	37,175	50,000	77,393	73,170	66,035	40,869
Tourist Impact Taxes	7,500,000	7,569,358	5,244,611	7,750,000	7,750,000	7,684,859	6,500,000	6,500,000	8,635,689	5,500,000	7,065,770	4,011,963	4,981,287	4,095,460
Total Taxes	**50,510,935**	**43,265,666**	**41,283,297**	**44,780,306**	**44,780,306**	**33,023,576**	**32,818,078**	**32,818,078**	**31,389,364**	**29,124,000**	**29,382,437**	**25,234,155**	**24,189,310**	**20,918,027**
Licenses and Permits Occup.	500,000	540,837	174,513	500,000	500,000	521,849	525,000	525,000	548,920	550,000	541,755	522,456	549,451	559,503
Subtotal	**500,000**	**540,837**	**174,513**	**500,000**	**500,000**	**521,849**	**525,000**	**525,000**	**548,920**	**550,000**	**541,755**	**522,456**	**549,451**	**559,503**
Payment in Lieu of Taxes	1,425,000	1,492,205	1,690,813	1,425,000	1,425,000	1,593,511	1,418,000	1,418,000	1,464,622	1,425,000	1,418,480	1,436,410	1,407,980	1,374,509
State Shared Sales Tax - ***Final Debt Service payment FY09***	4,000,000	4,407,097	3,051,067	3,638,935	3,638,935	4,524,787	3,531,609	3,531,609	3,638,935	2,800,000	3,281,893	2,573,873	2,810,567	2,734,602
State Shared Revenue 1/2 Cent Sales Tax*split dist.	11,360,000	9,366,918	6,456,502	9,564,307	9,564,307	13,033,069	10,264,307	10,264,307	13,806,409	9,943,680	11,765,462	8,310,138	11,123,580	9,773,588
State Shared Revenue	400,000	394,986	371,495	400,000	400,000	405,707	400,000	400,000	412,272	400,000	408,300	382,710	394,900	398,858
Total Intergovernmental	**17,185,000**	**15,661,205**	**11,569,877**	**15,028,242**	**15,028,242**	**19,557,074**	**15,613,916**	**15,613,916**	**19,322,238**	**14,568,680**	**16,874,135**	**12,703,132**	**15,737,027**	**14,281,557**
Trsf in- Excess Fees Const Officers	5,250,000	5,800,000	0	5,250,000	5,250,000	6,697,605	5,000,000	5,000,000	5,872,519	5,000,000	6,818,126	5,824,951	5,164,105	6,309,269
Medical Examiner Fees		8,150	350			5,600								
Svcs/Quasi Other Charges & Fees-Engineering & Ch 76	150,000	150,000	102,677	175,000	175,000	157,033	175,000	175,000	173,872	175,000	117,953	148,064	176,217	205,628
General Fund Svcs-Othr-Prtril Prog Fee			1,815	20,000	20,000	27,532	20,000	20,000	28,649	20,000	23,323	20,744	22,708	15,734
Public Safety/Other Svcs		11,500	11,850											
Human Services include Transportation			0			0	1,000	1,000	0	1,000	20	3,216	5,813	5,939
Animal Control	20,000	19,181	12,724	20,000	20,000	23,660	35,000	35,000	27,833	35,000	28,892	24,765	33,097	33,045
Bayshore Food Stams/ACS/Respite			0	0	0	0			162	307,000	179,433	273,741	289,244	357,361
Library Non-Resident Fee	5,000	6,150	6,210	5,000	5,000	4,566	6,000	6,000	3,510	6,000	1,303	4,677	5,806	4,854
Probation Services	600,000	622,047	319,443	450,000	450,000	673,908	450,000	450,000	488,874	450,000	421,082	411,692	17,300	
Serv-TDC&TIMP Audit											0	0	0	0
Services other prop usage atty		3,534	3,674			0	15,000	15,000	1,050	15,000	600	11,460	15,534	2,998
Total Charges for Services	**6,025,000**	**6,620,562**	**458,743**	**5,920,000**	**5,920,000**	**7,589,903**	**5,702,000**	**5,702,000**	**6,596,469**	**6,009,000**	**7,590,734**	**6,723,310**	**5,729,823**	**6,934,827**
Fines and Forfeitures	**5,000**	**2,500**	**127**	**5,000**	**5,000**	**3,980**	**5,000**	**5,000**	**3,422**	**5,000**	**4,039**	**1,657**	**2,150**	**2,685**
Investment Income	300,000	454,132	1,068,336	300,000	300,000	1,839,594	300,000	300,000	(571,225)	300,000	122,471	709,965	901,344	221,464
Interest-tax Collector	15,000	110,773	74,569	15,000	15,000	54,118	15,000	15,000	39	15,000	2,784	13,773	26,901	13,564
Total Interest Earnings	**315,000**	**564,905**	**1,142,905**	**315,000**	**315,000**	**1,893,712**	**315,000**	**315,000**	**(571,186)**	**315,000**	**125,255**	**723,738**	**928,245**	**235,028**
Rents	350,000	648,300	438,610	350,000	350,000	541,773	450,000	450,000	396,293	500,000	471,739	479,409	408,432	507,833
Disposit. of Fixed Assets				0	0				14,451		21,556	12,142	4,978	1,521
Library Donations				0	0	58			219,638		13,072	183,413	73,760	81,066
Contributions											200			
Other Miscellaneous Revenues	100,000	373,854	171,507	100,000	100,000	255,456	91,500	91,500	158,103	91,500	38,456	86,131	23,552	78,326
Misc - Fire Academy Tuition												11,000		
Misn - Employee Interchange Agreement		76,302		115,635										
Settlements														
Lease Financing						1,039,552								
Donations				0	0							8,256		7,500
Total Misc. Revenue	**450,000**	**1,098,456**	**610,117**	**565,635**	**450,000**	**1,836,838**	**541,500**	**541,500**	**788,484**	**591,500**	**545,023**	**780,351**	**510,722**	**676,246**
InterFund transfers	**4,966,034**	**4,966,034**		**4,966,034**	**4,966,034**	**6,538,601**	**6,492,601**	**6,492,601**	**6,409,199**	**6,492,601**	**8,114,084**	**8,546,558**	**6,180,679**	**4,332,711**
Transfer in from Fund 403 - EOC Repayment	7,000,000	3,000,000												
(Trans Fixed- not part of 95% calculation)														
Subtotal	**86,956,969**	**75,720,165**	**55,239,578**	**72,080,217**	**71,964,582**	**70,965,533**	**62,013,095**	**62,013,095**	**64,486,911**	**57,655,781**	**63,177,462**	**55,235,357**	**53,827,407**	**47,940,584**
Fund Balance Forward	3,457,528			26,794,322	26,794,322		24,833,599	14,833,599		12,321,947				
Less 5% Per Fl. Statute	(3,487,047)			(3,087,458)	(3,087,458)		(2,526,025)	(2,526,025)		(2,308,159)				
Total General Fund	**86,927,450**	**75,720,165**	**55,239,578**	**95,787,081**	**95,671,446**	**70,965,533**	**84,320,669**	**74,320,669**	**64,486,911**	**67,669,569**	**63,177,462**	**55,235,357**	**53,827,407**	**47,940,584**

General Fund - 001, Fund Balance Forward Calculation

as of 7/01/2024

Fiscal Year	2020 Actual	2021 Adopted	2021 Actual	2022 Adopted	2022 Actual	2023 Adopted	2023 Amended	2023 Actual	2024 Adopted	2024 Amended	2024 YTD	2024 Estimate	2025 Proposed	2025 Estimate
Audited Fund Balance Prior FY	35,902,609	35,788,434	35,788,434	38,891,565	43,007,391	47,968,129	49,287,103	49,287,103	46,886,568	44,259,515	44,259,515	44,259,515	41,474,491	41,474,491
Revenues	55,235,357	64,678,233	63,177,461	67,669,569	64,486,911	74,320,669	84,320,669	70,965,533	95,671,446	95,787,081	55,239,578	75,720,165	86,927,450	85,236,932
Expense	55,349,532	64,678,233	55,958,505	67,669,569	58,207,199	74,320,669	84,320,669	75,993,121	95,671,446	95,787,081	55,972,649	78,505,189	86,927,450	81,959,876
Estimated Ending Fund Balance	35,788,434	35,788,434	43,007,391	38,891,565	49,287,103	47,968,129	49,287,103	44,259,515	46,886,568	44,259,515	43,526,444	41,474,491	41,474,491	44,751,546
	(114,175)	0	7,218,957	0	6,279,712	0	0	(5,027,588)	0	0	(733,071)	(2,785,024)	0	3,277,055

Revenues:	Fiscal Year 2020 Actual	Fiscal Year 2021 Adopted	Fiscal Year 2021 Actual	Fiscal Year 2022 Adopted	Fiscal Year 2022 Actual	Fiscal Year 2023 Adopted	Fiscal Year 2023 Amended	Fiscal Year 2023 Actual	Fiscal Year 2024 Adopted	Fiscal Year 2024 Amended	Fiscal Year 2024 YTD	Fiscal Year 2024 Estimate	Fiscal Year 2025 Proposed	Fiscal Year 2025 Estimate
Ad Valorem Taxes	21,149,022	23,064,272	22,239,273	23,574,000	22,716,500	26,268,078	26,268,078	25,317,381	37,025,306	37,025,306	36,036,465	35,677,585	43,000,935	41,280,898
Deliq Taxes	73,170	50,000	77,393	50,000	37,175	50,000	50,000	21,336	5,000	5,000	2,221	18,723	10,000	10,000
Other Revenue	19,641,656	19,630,421	25,928,586	22,539,180	29,451,518	24,202,416	24,202,416	32,390,610	24,718,242	24,833,877	19,200,892	26,257,824	26,730,000	26,730,000
Less 5% Per Fl. Statute		(2,137,235)		(2,308,159)		(2,526,025)	(2,526,025)		(3,087,458)	(3,087,458)			(3,487,047)	0
Transfers in- Excess Fees	5,824,951	5,000,000	6,818,126	5,000,000	5,872,519	5,000,000	5,000,000	6,697,605	5,250,000	5,250,000	0	5,800,000	5,250,000	5,250,000
Transfers in - Cost Allocation	8,546,558	9,792,601	8,114,084	6,492,601	6,409,199	6,492,601	6,492,601	6,538,601	4,966,034	4,966,034	0	4,966,034	4,966,034	4,966,034
Transfers in - Fund 403 - EOC Repayment												3,000,000	7,000,000	7,000,000
Subtotal	55,235,357	55,400,059	63,177,461	55,347,622	64,486,911	59,487,070	59,487,070	70,965,533	68,877,124	68,992,759	55,239,578	75,720,165	83,469,922	85,236,932
Fund Balance Forward		9,278,174		12,321,947		14,833,599	24,833,599		26,794,322	26,794,322		0	3,457,528	
Total		64,678,233	63,177,461	67,669,569	64,486,911	74,320,669	84,320,669	70,965,533	95,671,446	95,787,081	55,239,578	75,720,165	86,927,450	85,236,932

Appropriations:	Cost Center #	FY20 Actual	21 Adopted	FY21 Actual	22 Adopted	FY22 Actual	23 Adopted	23 Amended	FY23 Actual	24 Adopted	24 Amended	FY24 YTD	24 Estimate	25 Proposed	25 Estimate
Office of Management & Budget	06001	591,938	617,783	653,545	913,677	637,147	1,003,226	1,008,114	767,139	1,053,834	1,053,834	756,959	944,665	1,129,874	1,073,380
BOCC Grants Administration- FDLE, DOJ, Treasury, etc.	06000	116,009	119,115	170,502	384,004	135,649	407,456	407,456	140,253	426,930	426,930	20,300	231,720	327,833	245,875
County Purchasing Office	06030	215,463	240,849	244,481	308,521	373,624	332,094	332,094	519,991	478,966	478,966	419,946	444,501	502,023	489,144
Legal Settlements	00107							100,000	100,000	100,000	100,000	72,174	100,000	100,000	100,000
BOCC General Government Administrative/Operating, Historic FL Keys	00|045904|045907|0459	1,820,718	2,122,932	2,266,102	2,200,193	1,836,938	2,240,942	2,252,994	2,089,541	2,475,207	2,475,207	1,514,541	2,421,844	2,499,282	2,343,301
BOCC Human Service (non HSAB) Arts Council, AARP, Older America	015**	131,186	139,625	131,665	133,581	118,843	128,168	138,598	133,046	143,347	143,347	83,177	135,547	138,141	152,047
BOCC Human Service Advisory Board	032**	2,040,000	2,040,000	1,997,955	2,060,000	2,041,728	2,126,300	2,126,300	2,126,245	2,203,225	2,203,225	1,472,999	2,203,225	2,203,226	2,203,226
Value Adjustment Board	04536	26,977	35,000	27,603	35,000	25,984	35,000	35,000	26,961	35,000	35,000	27,578	26,950	35,000	30,000
Hurricane	04537	0	100,000	0	100,000	-	100,000	100,000	0	100,000	100,000	-	0	100,000	0
Tax Increment Districts F.S. - City of Key West BCCLT	04539	0	0				1,500,000	165,267	0	1,500,000	0	-	0	0	0
State Mandated Baker Act	045901/045903	207,371	248,334	239,503	248,334	248,333	296,649	296,649	264,852	290,784	290,784	90,283	290,784	294,073	294,073
State Mandated Mental Health F.S. 394.76 & Jail Program Match	045905/045906	971,975	1,028,773	935,209	980,539	983,554	1,287,523	1,287,523	965,709	831,939	831,939	403,495	831,939	1,096,303	1,096,303
College of FLK Upper Keys	045930	0													
Health Dept	04594/04599	0													
BOCC Employee Housing Program	06090					-	1,000,000	1,000,000	0	1,300,000	1,679,000	-	0	0	0
County Administrator	05000	1,652,125	2,032,838	1,538,567	766,739	773,758	827,578	833,828	819,436	754,128	754,128	671,713	754,128	791,071	791,071
Legislative Affairs	05010				590,564	645,592	535,231	673,131	685,707	682,452	682,452	458,499	695,983	695,938	861,898
Sustainability	05008				757,817	354,231	483,458	483,458	426,258	984,961	984,961	402,064	792,661	861,898	695,938
SE FL Climate Leadership Summit	05051											342		151,250	151,250
Public Information Officer	05050									184,488	184,488	15,426	184,488	195,250	195,250
Stategic Planning	05011				97,764	90,698	102,390	102,390	101,599	124,593	124,593	70,599	124,593	132,218	132,218
Transit	05012						265,429	465,429	462,596	751,262	751,262	228,439	469,857	771,076	732,522
Guardian Ad Litem	04100	189,236	225,696	176,078	295,361	212,309	312,165	312,165	247,697	321,783	321,783	136,972	254,129	328,901	328,901
Assistant County Administrator/ Project Management															
Animal Shelters	20000/21000	1,506,225	1,476,831	1,581,746	1,614,105	1,767,392	1,723,664	1,723,771	1,684,981	1,897,560	1,897,560	883,755	1,755,278	2,044,857	2,044,857
Facilities Maintenance	20501/20506/20542	7,975,892	8,536,049	8,189,686	9,189,972	9,301,054	10,249,675	10,988,486	9,453,460	13,693,808	13,693,808	9,379,041	13,643,808	13,323,893	13,273,893
Engineering Services	22001/22010/22011	132,962	98,781	49,809	245,122	78,508	62,196	66,988	61,344	250,775	250,775	74,207	121,803	246,507	133,983
Parks & Recreation Higgs Beach	20502/20503	96,190	98,424	98,328	98,622	99,526	127,310	128,326	93,251	176,729	176,729	68,895	97,863	175,824	104,713
Information Technology/MCTV	05002/05003	2,764,514	2,958,202	2,429,364	3,150,604	2,900,707	3,276,447	3,302,563	3,165,803	3,646,023	3,646,023	2,650,074	3,609,563	3,803,672	3,618,789
Emergency Services Fire Training Academy	120*	519,371	602,185	560,764	711,603	669,714	811,608	818,886	710,582	1,057,372	1,057,372	586,935	1,057,372	745,981	745,981
Emergency Management	135*	567,477	603,086	476,031	782,164	580,021	845,865	854,570	749,538	1,360,728	1,663,904	917,032	1,652,750	1,651,513	1,544,966
Employee Services	06500	595,667	495,668	562,092	601,624	621,050	729,443	733,538	882,231	816,475	932,110	668,897	907,643	852,675	852,675
Extension Services UF	61000	190,113	228,108	201,350	231,973	212,077	255,112	259,060	227,511	286,482	286,482	172,352	252,060	316,330	271,012
Libraries	620*	3,443,700	3,666,644	3,609,525	4,480,451	4,314,234	5,253,733	5,403,696	5,007,759	6,189,619	6,189,619	4,244,110	6,189,619	6,486,622	6,486,622
Social Services	615**	3,428,859	3,329,742	3,377,876	3,570,666	3,778,486	3,578,144	3,685,127	3,703,114	3,954,642	3,954,642	2,616,916	3,954,642	4,201,581	4,181,581
Veterans Affairs	67001/67003	677,941	746,760	684,691	849,009	817,757	922,554	927,262	899,084	1,054,249	1,054,249	790,459	1,044,078	1,087,752	1,078,399
County Attorney	67501	1,456,900	1,356,804	1,225,237	1,926,661	1,206,429	2,036,828	2,048,035	2,513,397	2,076,495	2,076,495	1,308,215	2,075,892	2,359,695	2,359,695
Medical Examiner	68000	591,198	695,798	552,420	695,796	560,006	697,085	702,832	664,426	912,501	912,501	527,612	805,537	936,717	870,214

Appropriations:	Cost Center #	FY20 Actual	21 Adopted	FY21 Actual	22 Adopted	FY22 Actual	23 Adopted	23 Amended	FY23 Actual	24 Adopted	24 Amended	FY24 YTD	24 Estimate	25 Proposed	25 Estimate
Constitutional Officers/Elected Officials															
Clerk of the Court	**02***	**6,656,225**	8,586,700	**8,586,700**	6,412,700	**6,412,700**	7,235,600	7,235,600	**7,235,600**	8,959,815	8,959,815	**6,947,276**	8,959,815	10,046,015	10,046,015
Property Appraiser	**69200**	**4,359,115**	4,501,994	**4,408,519**	4,785,556	**4,703,260**	5,374,436	5,417,451	**5,415,549**	5,877,989	5,877,989	**4,346,674**	5,865,289	6,201,186	6,201,186
Supervisor of Elections	**04318/69400**	**2,176,177**	2,094,011	**2,067,514**	2,234,868	**2,221,487**	2,981,651	2,993,536	**2,841,648**	3,177,039	3,177,039	**2,380,629**	3,176,137	2,947,589	2,947,589
Tax Collector- *BOCC F.S. 3% of property tax levy	**69000**	**5,626,140**	849,725	**6,076,611**	0		3,602,894	3,659,009	**0**	4,520,033	5,487,857		0	4,872,890	0
Tax Collector- **School Board F.S. 192.091 (A) 3% of property tax levy	**69000**		5,592,483		6,700,183	**6,375,001**	3,552,792	3,552,792	**7,300,353**	3,199,387	3,199,387	**8,381,969**	8,661,134	4,802,130	9,440,762
State Attorney	**69600**	**227,140**	407,625	**29,382**	407,780	**189,392**	416,346	418,871	**269,142**	828,867	828,867	**172,991**	375,762	830,117	600,000
Public Defender	**69800**	**421,714**	536,844	**480,911**	604,952	**238,737**	592,048	595,373	**558,903**	693,821	693,821	**352,569**	693,718	510,051	510,051
Judicial	**80*/82*/83*/84***	**1,963,722**	2,175,232	**1,866,692**	2,224,950	**1,876,844**	2,338,553	2,351,855	**2,045,006**	2,486,188	2,486,188	**1,523,797**	2,486,188	2,450,496	2,450,496
Total Operating		**53,340,238**	58,588,641	**55,496,459**	61,391,455	**57,402,770**	69,647,593	69,988,023	**65,359,712**	81,859,496	82,125,131	**55,839,912**	78,292,965	83,247,450	81,679,876
Emergency Reserve Restoration	**85500**														
Cash Balance	**85500**		4,311,552		4,416,828		3,618,076	3,618,076	**0**	3,131,950	3,131,950	**0**	0	3,000,000	0
Quasi External Service	**89000**	**148,949**	230,000	**151,992**	230,000	**144,516**	230,000	230,000	**158,418**	230,000	230,000	**132,738**	162,225	230,000	230,000
Transfers Out-Grant Match	**86500**	**652,152**	400,000	**310,055**	900,000	**70,256**	500,000	200,000	**49,992**	200,000	200,000	**0**	50,000	200,000	50,000
Transfers Out-Library Donations - Fund 158	**86500**						225,000	225,000	**83,183**	0	0	**0**	0	0	0
Transfers Out-Grant Match-COVID	**86500**														
Transfers Out-Marathon EOC (F_403)	**86500**							10,000,000	**10,341,817**	10,000,000	10,000,000	**0**	0	0	0
Transfers Out- County Affordable Housing- The Quarry	**86500**	**861,358**													
Transfers Out-Line of Credit	**85500**	**338,800**	600,000			**589,657**									
Contingency	**85500**		548,040		731,286		100,000	59,570		250,000	100,000		0	250,000	0
Sub Total		**2,001,258**	6,089,592	**462,047**	6,278,114	804,429	4,673,076	14,332,646	10,633,409	13,811,950	13,661,950	132,738	212,225	3,680,000	280,000
Total Appropriations		**55,349,532**	**64,678,233**	**55,958,505**	**67,669,569**	**58,207,199**	**74,320,669**	**84,320,669**	**75,993,121**	**95,671,446**	**95,787,081**	**55,972,649**	**78,505,189**	**86,927,450**	**81,959,876**
		(114,175)	0	7,218,957	0	6,279,712	0	0	(5,027,588)	0	0	(733,071)	(2,785,024)	0	3,277,055

Fund 100:

Affordable Housing Programs

MONROE COUNTY, FLORIDA - BOARD OF COUNTY COMMISSIONERS
BUDGETED REVENUE ANALYSIS
AFFORDABLE HOUSING PROGRAMS - 100
FOR THE BUDGET YEAR ENDING SEPTEMBER 30, 2025

	Fiscal Year 2025 Proposed Budget	Fiscal Year 2024 Estimate	Fiscal Year 2024 YTD	Fiscal Year 2024 Adopted Budget	Fiscal Year 2023 Actual	Fiscal Year 2023 Adopted Budget	Fiscal Year 2022 Actual	Fiscal Year 2022 Adopted Budget	Fiscal Year 2021 Actual	Fiscal Year 2020 Actual	Fiscal Year 2019 Actual	Fiscal Year 2018 Actual	Fiscal Year 2017 Actual	Fiscal Year 2016 Actual	Fiscal Year 2015 Actual	Fiscal Year 2014 Actual
Revenues:																
Investment Income	**3,000**	**1,275**	**9,504**	**3,000**	**13,896**	**3,000**	**(4,248)**	**3,000**	**920**	**8,569**	**11,185**	**3,405**	**1,943**	**599**	**1,041**	**914**
Misc - Ship Mort Satisfy																**5,998**
Miscellaneous Revenues																
Total Misc. Revenue	**0**	**0**	**0**	**0**	**0**	**0**	**0**	**0**	**0**	**0**	**0**	**0**	**0**	**0**	**0**	**5,998**
Subtotal Revenues	**3,000**	**1,275**	**9,504**	**3,000**	**13,896**	**3,000**	**(4,248)**	**3,000**	**920**	**8,569**	**11,185**	**3,405**	**1,943**	**599**	**1,041**	**6,912**
Non-Operating Sources (FB)	315,000			315,000		315,000		315,000								
Less 5%	(150)			(150)		(150)		(150)								
Total Afford. Housing Fund	**317,850**	**1,275**	**9,504**	**317,850**	**13,896**	**317,850**	**(4,248)**	**317,850**	**920**	**8,569**	**11,185**	**3,405**	**1,943**	**599**	**1,041**	**6,912**

Fund 100 Affordable Housing Prog **as of 7/01/2024**

Fiscal Year	**2015 Actual**	**2016 Actual**	**2017 Actual**	**2018 Actual**	**2019 Actual**	**2020 Actual**	**2021 Actual**	2022 Adopted	**2022 Actual**	2023 Adopted	**2023 Actual**	2024 Adopted	**2024 YTD**	2024 Estimate	2025 Proposed	2025 Estimate
Audited Fund Bal Prior Year (CAFR)	**387,696**	**388,737**	**390,270**	**392,213**	**395,619**	**406,803**	**415,372**	416,291	416,291	417,191	412,043	412,043	425,939	425,939	427,213	427,213
Revenue	**1,041**	**1,533**	**1,943**	**3,405**	**11,185**	**8,569**	**919**	317,850	(4,248)	317,850	13,896	317,850	9,504	1,275	317,850	1,200
Expenses	**0**	**0**	**0**	**0**	**0**	**0**	**0**	317,850	0	317,850	0	317,850	0	0	317,850	0
Estimated Ending Fund Balance	**388,737**	**390,270**	**392,213**	**395,619**	**406,803**	**415,372**	**416,291**	416,291	412,043	417,191	425,939	412,043	435,443	427,213	427,213	428,413
	1,041	1,533	1,943	3,405	11,185	8,568	919	0	(4,248)	0	13,896	0	9,504	1,275	0	1,200

		2015 Actual	**2016 Actual**	**2017 Actual**	**2018 Actual**	**2019 Actual**	**2020 Actual**	**2021 Actual**	2022 Adopted	**2022 Actual**	2023 Adopted	**2023 Actual**	2024 Adopted	**2024 YTD**	2024 Estimate	2025 Proposed	2025 Estimate
Revenues:																	
Taxes																	
Deliq Taxes																	
Other Revenue - Interest Earnings		1,041	1,533	1,943	3,405	11,185	8,569	919	3,000	(4,248)	3,000	13,896	3,000	9,504	1,275	3,000	1,200
Subtotal		1,041	1,533	1,943	3,405	11,185	8,569	919	3,000	(4,248)	3,000	13,896	3,000	9,504	1,275	3,000	1,200
Less 5%									(150)		(150)		(150)			(150)	
Fund Bal Fwd									315,000		315,000		315,000			315,000	
Total		**1,041**	**1,533**	**1,943**	**3,405**	**11,185**	**8,569**	**919**	317,850	(4,248)	317,850	13,896	317,850	9,504	1,275	317,850	1,200
Appropriations:																	
Operating	01005	0	0	0	0	0	0	0	290,000		290,000	0	290,000	0	0	290,000	0
Cash Balance	85502								15,000		15,000		15,000			15,000	
Contingency	85502								12,850		12,850		12,850			12,850	
Total		**0**	**0**	**0**	**0**	**0**	**0**	**0**	317,850	0	317,850	0	317,850	0	0	317,850	0
		1,041	1,533	1,943	3,405	11,185	8,569	919	0	(4,248)	0	13,896	0	9,504	1,275	0	1,200

Fund 101:

Fine & Forfeiture

MONROE COUNTY, FLORIDA - BOARD OF COUNTY COMMISSIONERS
BUDGETED REVENUE ANALYSIS
FINE AND FORFEITURE FUND - 101
FOR THE BUDGET YEAR ENDING SEPTEMBER 30, 2025

Revenues:	**Fiscal Year 2025 Proposed**	**Fiscal Year 2024 Estimate**	**Fiscal Year 2024 YTD**	**Fiscal Year 2024 Amended**	**Fiscal Year 2024 Adopted**	**Fiscal Year 2023 Actual**	**Fiscal Year 2023 Adopted**	**Fiscal Year 2022 Actual**	**Fiscal Year 2022 Adopted**	**Fiscal Year 2021 Actual**	**Fiscal Year 2020 Actual**	**Fiscal Year 2019 Actual**	**Fiscal Year 2018 Actual**	**Fiscal Year 2017 Actual**	**Fiscal Year 2016 Actual**	**Fiscal Year 2015 Actual**	**Fiscal Year 2014 Actual**
Ad Valorem Taxes	79,548,598	71,518,100	72,210,565	74,188,900	74,188,900	62,647,929	64,995,405	55,892,775	58,005,405	51,254,758	48,765,783	48,699,055	47,186,301	46,286,049	44,299,094	41,223,069	39,220,836
Delinquent Ad Valorem Taxes	10,000	50,000	6,059	10,000	10,000	49,052	100,000	86,836	100,000	174,065	158,585	137,585	90,547	86,588	(400,351)	(197,680)	146,036
Total Taxes	**79,558,598**	**71,568,100**	**72,216,624**	**74,198,900**	**74,198,900**	**62,696,980**	**65,095,405**	**55,979,611**	**58,105,405**	**51,428,823**	**48,924,368**	**48,836,640**	**47,276,848**	**46,372,637**	**43,898,743**	**41,025,389**	**39,366,872**
Fed Grants-Economic Environment																	
Payment in Lieu of Taxes		70,000	74,946			79,188		73,808		71,639	76,300	83,277	75,127	95,456	84,096	75,949	78,715
Total Intergovernmental	**0**	**70,000**	**74,946**	**0**	**0**	**79,188**	**0**	**73,808**	**0**	**71,639**	**76,300**	**83,277**	**75,127**	**95,456**	**84,096**	**75,949**	**78,715**
Excess Fees Const. Officers																	130
Circuit Court	40,000	35,580	26,910	40,000	40,000	40,410	50,000	39,065	50,000	38,125	29,020	46,920	48,510	48,525	50,363	62,041	59,033
Svcs-Othr-Salary Reimb															0	0	0
Svcs - Pub Safety - Pol															0	0	
Services - Public Safety Hsng Pris.	250,000	119,453	121,474	250,000	250,000	206,186	400,000	459,986	360,000	422,330	1,714,698	2,500,502	2,198,665	2,986,634	2,567,970	1,830,547	2,203,514
Services - Public Safety Ambulance										135							
Emergency Medical Air Transport	10,100,000	8,486,599	5,703,658	10,100,000	10,100,000	11,120,235	9,548,281	13,742,752	8,575,000	8,911,287	5,557,623	9,423,425	7,972,806	5,939,461	3,524,333	2,483,786	1,848,959
Svcs DJJ Maintenance	500	264	185	500	500	266	1,000	885	28,000	562	2,182	10,591	13,587	7,635	25,325	22,143	30,440
Total Charges for Services	**10,390,500**	**8,641,896**	**5,852,227**	**10,390,500**	**10,390,500**	**11,367,098**	**9,999,281**	**14,242,688**	**9,013,000**	**9,372,439**	**7,303,523**	**11,981,439**	**10,233,568**	**8,982,256**	**6,167,990**	**4,398,517**	**4,142,076**
Clerk Fines	80,000	90,324	63,859	80,000	80,000	94,062	70,000	87,228	70,000	86,175	63,017	69,909	63,060	70,953	70,479	85,012	76,158
Traffic Penalty SCGTF	2,500	2,808	2,628	2,500	2,500	6,232	2,500	7,721	2,500	4,617	1,827	2,191	2,900	2,421	4,847	2,997	2,982
Fines Local Ord Handicapped																	
Fines						13,515		10,669		9,417	9,397	11,918		2,945	3,250	11,096	5,299
Total Fines and Forfeits	**82,500**	**93,132**	**66,487**	**82,500**	**82,500**	**113,809**	**72,500**	**105,618**	**72,500**	**100,209**	**74,241**	**84,018**	**65,960**	**76,319**	**78,576**	**99,104**	**84,438**
Investment Income	100,000	839,249	(5,122,886)	100,000	100,000	2,200,625	100,000	(127,115)	350,000	94,024	261,852	455,433	450,423	217,061	371,636	473,870	83,378
Interest Tax Collector	5,000	178,368	122,327	5,000	5,000	72,437	5,000	49	35,000	4,367	25,890	51,892	25,927	12,153	0	0	1,658
Total Investment Income	**105,000**	**1,017,617**	**(5,000,558)**	**105,000**	**105,000**	**2,273,063**	**105,000**	**(127,066)**	**385,000**	**98,391**	**287,742**	**507,325**	**476,350**	**229,215**	**371,636**	**473,870**	**85,036**
Disposit. of Fixed Assets													407				
Cash repayment										713	4,350,690						
Contributions & Donations						185,312		255,351									
Other Miscellaneous Revenues	150,000	170,871	112,983	120,000	120,000	176,781	120,000	168,180	133,240	123,535	110,026	99,147	689	633	1,250	1,211	2,150
Other Insurance Pro																	
Total Misc. Revenue	**150,000**	**170,871**	**112,983**	**120,000**	**120,000**	**362,092**	**120,000**	**423,531**	**133,240**	**124,248**	**4,460,716**	**99,147**	**1,096**	**633**	**1,250**	**1,211**	**2,150**
Subtotal Revenue	**90,286,598**	**81,561,616**	**73,322,709**	**84,896,900**	**84,896,900**	**76,892,230**	**75,392,186**	**70,698,189**	**67,709,145**	**61,195,749**	**61,126,891**	**61,591,846**	**58,128,949**	**55,756,515**	**50,602,290**	**46,074,041**	**43,759,288**
Operat. Transf Fm Other Fnds									**0**	**36,566**	**176,000**		**3,690,276**	**2,500,000**	**2,755,000**	**0**	**1,606,043**
Trsf in Shf-Excess Fees	**1,500,000**	**2,250,000**	**0**	**1,500,000**	**1,500,000**	**2,273,206**	**1,500,000**	**2,145,698**	**1,500,000**	**1,456,828**	**971,635**	**920,088**	**1,979,464**	**591,959**	**1,516,758**	**1,554,151**	**1,235,892**
Short Term Loan from Sheriff																	
Non-Operating Sources (FB)	5,439,552			6,125,661	6,125,661		7,336,071		9,120,568								
(LESS 5% Florida Statute	(4,589,330)			(4,244,845)	(4,244,845)		(3,769,609)		(3,385,457)								
Total Fine and Forfeiture Fund	**92,636,820**	**83,811,616**	**73,322,709**	**88,277,716**	**88,277,716**	**79,165,436**	**80,458,648**	**72,843,887**	**74,944,256**	**62,689,143**	**62,274,526**	**62,511,933**	**63,798,689**	**58,848,474**	**54,874,049**	**47,628,193**	**46,601,223**

Fine & Forfeiture Fund-101, Fund Balance Forward Calculation

as of 7/01/2024

Fiscal Year	2015 Actual	2016 Actual	2017 Actual	2018 Actual	2019 Actual	2020 Actual	2021 Actual	2022 Adopted	2022 Actual	2023 Adopted	2023 Actual	2024 Adopted	2024 Amended	2024 YTD	2024 Estimate	2025 Proposed	2025 Estimate
Audited Fund Balance Prior FY	15,349,407	14,342,587	16,760,058	19,061,763	21,255,010	24,028,739	19,499,623	19,356,889	16,571,522	21,174,982	20,232,475	22,260,441	22,260,441	22,260,441	21,270,213	21,582,347	21,582,347
Revenues	47,628,193	54,874,049	58,848,474	63,798,689	62,511,933	62,274,526	62,689,143	74,944,256	72,843,887	80,458,648	79,165,436	88,277,716	88,277,716	73,247,762	83,811,616	92,636,820	87,176,654
Expense	48,635,011	52,456,582	56,546,770	61,605,441	59,738,204	66,803,642	65,617,245	74,944,256	69,182,934	80,458,648	77,137,470	88,277,716	88,277,716	68,978,780	83,499,483	92,636,820	87,404,999
Estimated Ending Fund Balance	14,342,587	16,760,058	19,061,763	21,255,010	24,028,739	19,499,623	16,571,522	19,356,889	20,232,475	21,174,982	22,260,441	22,260,441	22,260,441	26,529,423	21,582,347	21,582,347	21,354,001
	(1,006,820)	2,417,471	2,301,705	2,193,248	2,773,729	(4,529,116)	(2,928,102)	(0)	3,660,953	(0)	2,027,966	0	0	4,268,983	312,134	0	(228,345)

Fine & Forfeiture Fund - 101, Budget

Revenues:		2015 Actual	2016 Actual	2017 Actual	2018 Actual	2019 Actual	2020 Actual	2021 Actual	2022 Adopted	2022 Actual	2023 Adopted	2023 Actual	2024 Adopted	2024 Amended	2024 YTD	2024 Estimate	2025 Proposed	2025 Estimate
Taxes		41,223,069	44,299,094	46,286,049	47,186,301	48,699,055	48,765,783	51,254,758	58,005,405	55,892,775	64,995,405	62,647,929	74,188,900	74,188,900	72,210,565	71,518,100	79,548,598	76,366,654
Deliq Taxes		(197,680)	(400,351)	86,588	90,547	137,585	158,585	174,065	100,000	86,836	100,000	49,052	10,000	10,000	6,059	50,000	10,000	10,000
Other Revenue		734,319	611,245	457,783	680,630	831,279	4,930,201	433,309	668,740	515,840	348,500	2,868,828	348,000	348,000	(4,793,994)	1,387,465	378,000	500,000
Public Safety Hsng Pris.		1,830,547	2,567,970	2,986,634	2,198,665	2,500,502	1,714,698	422,330	360,000	459,986	400,000	206,186	250,000	250,000	121,474	119,453	250,000	200,000
Emergency Medical Air Transport		2,483,786	3,524,333	5,939,461	7,972,806	9,423,425	5,557,623	8,911,287	8,575,000	13,742,752	9,548,281	11,120,235	10,100,000	10,100,000	5,703,658	8,486,599	10,100,000	8,600,000
Subtotal		46,074,041	50,602,290	55,756,515	58,128,949	61,591,846	61,126,891	61,195,749	67,709,145	70,698,189	75,392,186	76,892,230	84,896,900	84,896,900	73,247,762	81,561,616	90,286,598	85,676,654
Transfers In/Excess Fees		1,554,151	4,271,758	3,091,959	5,669,740	920,088	1,147,635	1,493,394	1,500,000	2,145,698	1,500,000	2,273,206	1,500,000	1,500,000	0	2,250,000	1,500,000	1,500,000
Less 5%									(3,385,457)		(3,769,609)		(4,244,845)	(4,244,845)	0		(4,589,330)	
Fund Balance Forward									9,120,568		7,336,071		6,125,661	6,125,661	0		5,439,552	
Total		47,628,193	54,874,049	58,848,474	63,798,689	62,511,933	62,274,526	62,689,143	74,944,256	72,843,887	80,458,648	79,165,436	88,277,716	88,277,716	73,247,762	83,811,616	92,636,820	87,176,654
Appropriations:		2015 Actual	2016 Actual	2017 Actual	2018 Actual	2019 Actual	2020 Actual	2021 Actual	2022 Adopted	2022 Actual	2023 Adopted	2023 Actual	2024 Adopted	2024 Amended	2024 YTD	2024 Estimate	2025 Proposed	2025 Estimate
BOCC- Mandated																		
Tax Increment Payment-BCCLT	04538	515,771	550,000	600,000	665,494	713,123	1,178,229	1,229,049	1,289,000	1,273,755	1,500,000	1,398,636	1,500,000	1,737,588	1,737,588	1,737,588	1,900,000	1,900,000
Juvenile Detention Cost Share *DJJ Es	04590	176,791	221,358	137,132	139,649	75,305	57,809	67,859	196,000	48,174	250,000	86,888	250,000	250,000	167,218	222,948	250,000	222,948
Correction Facilities	20505	1,729,495	1,582,798	1,730,700	1,791,258	2,495,399	2,579,744	2,748,075	2,963,633	2,536,076	3,271,568	3,049,119	3,406,307	3,406,307	2,494,365	3,057,901	4,491,686	3,600,000
County Facilities Wastewater Upgrad	20536	0	0	0														
Bond Refunds	68616	284	0	0	0	0	0	0	25,000		25,000		25,000	25,000		0	25,000	25,000
Extradition	81008	25,874	40,422	64,822	61,688	74,499	95,794	249,774	100,000	165,256	100,000	326,275	200,000	200,000	138,350	200,000	200,000	200,000
Subtotal BOCC		2,448,215	2,394,579	2,532,654	2,658,090	3,358,326	3,911,575	4,294,756	4,573,633	4,023,261	5,146,568	4,860,918	5,381,307	5,618,895	4,537,522	5,218,437	6,866,686	5,947,948
Trauma Star Helicopter Program	11001	2,769,302	2,985,979	4,678,314	6,657,179	7,196,635	7,610,736	8,220,714	8,713,533	8,454,356	9,548,281	9,413,421	10,442,235	10,442,235	8,134,836	10,111,028	11,111,542	10,598,459
Sheriff Budget																		
Law Enforcement-Sheriff	68629	20,186,600	23,342,409	24,659,727	26,313,488	23,059,591	28,347,132	24,634,901	26,138,523	26,729,768	28,681,665	29,135,273	31,513,619	31,513,619	25,968,592	31,381,367	32,517,605	32,517,605
Corrections-Sheriff	68630	21,004,588	21,372,784	22,100,467	23,011,370	23,263,983	23,950,538	25,465,318	27,044,475	26,827,268	29,860,352	30,170,611	32,957,256	32,957,256	27,097,589	32,848,796	33,822,815	33,822,815
Court Security-Sheriff	68631	1,763,877	1,823,952	1,949,021	2,046,173	2,108,548	2,202,341	2,172,776	2,339,081	2,314,730	2,607,596	2,603,549	2,898,911	2,898,911	2,379,851	2,885,139	3,077,247	3,077,247
Interagency Communication	68634	371,684	445,212	542,395	669,901	671,213	677,598	741,834	759,695	756,798	835,907	843,284	946,525	946,525	785,389	946,381	1,330,925	1,330,925
LEEA Funds Training &Travel	68700	75,000	75,000	75,000	75,000	75,000	75,000	75,000	75,000	75,000	75,000	75,000	75,000	75,000	75,000	75,000	75,000	75,000
Sheriff Hurricane Irma Insurance	86737				155,007													
Subtotal Sheriff		43,401,748	47,059,357	49,326,610	52,270,939	49,178,335	55,252,609	53,089,828	56,356,774	56,703,564	62,060,520	62,827,717	68,391,311	68,391,311	56,306,422	68,136,683	70,823,592	70,823,592
Subtotal Operating		48,619,265	52,439,915	56,537,579	61,586,207	59,733,296	66,774,919	65,605,299	69,643,940	69,181,180	76,755,369	77,102,057	84,214,853	84,452,441	68,978,780	83,466,149	88,801,820	87,369,999
Cash Balance	85503								4,976,982		3,419,945		3,729,529	3,729,529			3,500,000	0
Transfers Out	86518	15,746	16,667	9,191	19,234	4,909	28,722	11,944	33,334	1,753	33,334	35,413	33,334	33,334		33,334	35,000	35,000
Contingency	85503								290,000		250,000		300,000	62,412			300,000	
Total		48,635,011	52,456,582	56,546,770	61,605,441	59,738,204	66,803,642	65,617,245	74,944,256	69,182,934	80,458,648	77,137,470	88,277,716	88,277,716	68,978,780	83,499,483	92,636,820	87,404,999
		(1,006,818)	2,417,466	2,301,705	2,193,248	2,773,729	(4,529,116)	(2,928,102)	(0)	3,660,952	(0)	2,027,967	0	0	4,268,983	312,134	0	(228,345)
		97%	97%	98%	94%	93%	97%											

Fund 102:

Road & Bridge

MONROE COUNTY, FLORIDA - BOARD OF COUNTY COMMISSIONERS
BUDGETED REVENUE ANALYSIS
ROAD AND BRIDGE FUND - 102
FOR THE BUDGET YEAR ENDING SEPTEMBER 30, 2025

Revenues:	**Fiscal Year 2025 Proposed**	**Fiscal Year 2024 Estimate**	**Fiscal Year 2024 YTD**	**Fiscal Year 2024 Adopted**	**Fiscal Year 2023 Actual**	**Fiscal Year 2023 Adopted**	**Fiscal Year 2022 Actual**	**Fiscal Year 2022 Adopted Budget**	**Fiscal Year 2021 Actual**	**Fiscal Year 2020 Actual**	**Fiscal Year 2019 Actual**	**Fiscal Year 2018 Actual**	**Fiscal Year 2017 Actual**	**Fiscal Year 2016 Actual**	**Fiscal Year 2015 Actual**	**Fiscal Year 2014 Actual**
Sales Tax County 9th Cent	525,000	517,973	337,555	575,000	581,098	591,257	585,713	565,000	591,257	522,425	565,999	535,289	564,819	562,954	541,261	528,181
Fuel Tax Local Option	2,500,000	2,625,154	1,706,467	2,400,000	2,930,630	2,409,420	2,518,693	1,985,000	2,409,420	1,773,239	1,980,939	1,840,815	1,979,973	1,971,908	1,871,728	1,824,025
Total Taxes	**3,025,000**	**3,143,127**	**2,044,022**	**2,975,000**	**3,511,728**	**3,000,677**	**3,104,405**	**2,550,000**	**3,000,677**	**2,295,664**	**2,546,939**	**2,376,104**	**2,544,792**	**2,534,862**	**2,412,989**	**2,352,206**
Shared Trns Fuel Use	1,100,000	1,107,137	918,801	1,125,000	1,126,111	1,143,084	1,196,856	1,125,000	1,143,084	1,069,221	1,170,266	1,157,892	1,147,550	1,120,983	1,072,482	1,018,966
Constitut. Gas Tax 20%	525,000	539,240	371,468	525,000	550,972	513,991	545,662	525,000	513,991	487,315	494,099	525,277	561,952	333,591	402,087	470,180
Constitut. Gas Tax 80%	2,125,000	2,156,958	1,485,871	2,115,000	2,203,886	2,055,963	2,182,649	2,115,000	2,055,963	1,949,259	2,199,386	2,101,107	2,247,080	2,190,910	1,824,132	1,880,721
Total Intergovernmental	**3,750,000**	**3,803,335**	**2,776,139**	**3,765,000**	**3,880,970**	**3,713,038**	**3,925,167**	**3,765,000**	**3,713,038**	**3,505,795**	**3,863,751**	**3,784,276**	**3,956,582**	**3,645,485**	**3,298,701**	**3,369,866**
Service Transp. Road Perm	3,500	3,600	2,955	3,500	3,205	3,500	4,802	5,000	3,565	3,203	4,455	5,120	4,721	3,633	3,879	2,980
Traffic & HWY light Maintennce								20,000	0	0	0	120,754	28,649	68,121	39,131	53,066
Service Transp. Signs	200	255	559	200	531	200	480	1,500	205	0	123	870	635	3,148	998	790
Service Transp. Road & Bridge								7,500	0	0	0	6,075	990	13,365	4,716	3,423
Property Usage		100	100		-		100		100	0	200	4,037	200	750	750	1,225
Total Charges for Services	**3,700**	**3,955**	**3,613**	**3,700**	**3,736**	**3,700**	**5,382**	**34,000**	**3,870**	**3,203**	**4,778**	**136,856**	**35,195**	**89,016**	**49,473**	**61,485**
Investment Income	**25,000**	**29,339**	**179,050**	**150,000**	**270,933**	**150,000**	**(54,607)**	**150,000**	**23,118**	**299,056**	**425,897**	**130,500**	**74,384**	**54,566**	**32,436**	**27,062**
Disposit. of Fixed Assets					-		19,438		12,155	33,754	79,738	10,073	10,729	13,164	4,620	
Donations																
Miscellaneous Revenue		9,586	9,586		160,461		3,310	10,000	233	21,955	757	134	592	546	640	748
Misc Road Abandonment																
Misc. Other Gas Tax Revenue			-		6,306		6,041	20,000	8,814	25,364	370	40,478	19,354	17,345	24,190	21,447
Total Misc. Revenue	**-**	**9,586**	**9,586**	**-**	**166,768**	**0**	**28,789**	**30,000**	**21,202**	**81,073**	**80,865**	**50,685**	**30,675**	**31,055**	**29,450**	**22,195**
Local Grants																
Operating Trns Fm Other Fnds								-	**91,546**			**0**	**77,483**	**73,983**		**29,728**
Subtotal Revenues	**6,803,700**	**6,989,342**	**5,012,411**	**6,893,700**	**7,834,135**	**6,867,415**	**7,009,137**	**6,529,000**	**6,853,451**	**6,184,789**	**6,922,229**	**6,478,421**	**6,719,111**	**6,428,967**	**5,823,049**	**5,862,543**
Non-Operating Sources (FB)	5,670,044			5,065,879		5,228,796		5,710,999								
(LESS 5% Florida Statute)	(340,185)			(344,685)		(343,371)		(326,450)								
Total Road and Bridge	**12,133,559**	**6,989,342**	**5,012,411**	**11,614,894**	**7,834,135**	**11,752,840**	**7,009,137**	**11,913,549**	**6,853,451**	**6,184,789**	**6,922,229**	**6,478,421**	**6,719,111**	**6,428,967**	**5,823,049**	**5,862,543**

MONROE COUNTY, FLORIDA - BOARD OF COUNTY COMMISSIONERS

BUDGETED REVENUE ANALYSIS

ROAD AND BRIDGE FUND - 102

FOR THE BUDGET YEAR ENDING SEPTEMBER 30, 2025

ROAD AND BRIDGE FUND - 102 Fund Balance Forward Calculation — as of 7/01/2024

Fiscal Year	2015 Actual	2016 Actual	2017 Actual	2018 Actual	2019 Actual	2020 Actual	2021 Actual	2022 Adopted	2022 Actual	2023 Adopted	2023 Actual	2024 Adopted	2024 YTD	2024 Estimate	2025 Proposed	2025 Estimate
Audited Begin Fund Balance	11,290,339	12,438,426	12,981,958	14,664,076	14,439,834	12,683,256	10,569,561	6,772,641	8,196,473	4,872,486	6,168,644	7,123,750	7,370,281	7,370,281	7,123,750	5,940,089
Revenue	5,823,049	6,428,967	6,719,111	6,478,421	6,922,229	6,184,789	6,853,451	11,913,549	7,009,137	11,752,840	7,834,135	11,614,894	5,012,411	6,989,342	12,133,559	7,129,129
Expense	4,674,965	5,885,435	5,036,993	6,702,659	8,678,807	8,298,575	9,226,539	11,913,549	9,036,965	11,752,840	6,632,498	11,614,894	5,749,014	8,419,534	12,133,559	9,424,255
Estm Ending Fund Balance	12,438,426	12,981,958	14,664,076	14,439,834	12,683,256	10,569,470	8,196,473	6,772,641	6,168,644	4,872,486	7,370,281	7,123,750	6,633,677	5,940,089	7,123,750	3,644,963
	1,148,087	543,533	1,682,118	(224,243)	(1,756,577)	(2,113,786)	(2,373,088)	0	(2,027,829)	0	1,201,637	0	(736,603)	(1,430,192)	0	(2,295,126)

Revenues:	2015 Actual	2016 Actual	2017 Actual	2018 Actual	2019 Actual	2020 Actual	2021 Actual	2022 Adopted	2022 Actual	2023 Adopted	2023 Actual	2024 Adopted	2024 YTD	2024 Estimate	2025 Proposed	2025 Estimate
Fuel Taxes	2,412,989	2,534,862	2,544,792	2,376,104	2,546,939	2,295,664	3,000,677	2,550,000	3,104,405	3,000,677	3,511,728	2,975,000	2,044,022	3,143,127	3,025,000	3,205,990
Intergovmt'l Revenues	3,298,701	3,645,485	3,956,582	3,784,276	3,863,751	3,505,795	3,713,038	3,765,000	3,925,167	3,713,038	3,880,970	3,765,000	2,776,139	3,803,335	3,750,000	3,879,402
Subtotal- Fuel Rev	**5,711,690**	**6,180,347**	**6,501,374**	**6,160,380**	**6,410,690**	**5,801,458**	**6,713,715**	**6,315,000**	**7,029,573**	**6,713,715**	**7,392,698**	**6,740,000**	**4,820,161**	**6,946,463**	**6,775,000**	**7,085,391**
Other Revenue	111,359	174,637	140,254	318,040	511,540	383,331	48,190	214,000	(20,436)	153,700	441,437	153,700	192,250	42,880	28,700	43,738
Trasf In	-	73,983	77,483				91,546									
Less 5%								(326,450)		(343,371)	-	(344,685)			(340,185)	
Fund Bal Fwd								5,710,999		5,228,796	-	5,065,879			5,670,044	
Total	**5,823,049**	**6,428,967**	**6,719,111**	**6,478,421**	**6,922,229**	**6,184,789**	**6,853,451**	11,913,549	**7,009,137**	11,752,840	7,834,135	11,614,894	5,012,411	6,989,342	12,133,559	7,129,129

Appropriations:

		2015	2016	2017	2018	2019	2020	2021	2022 Adopt	2022	2023 Adopt	2023	2024 Adopt	2024	2024 Estm	2025 Prop	2025 Estm
Roads Department	22500	2,649,300	3,039,671	3,159,927	2,730,117	3,293,984	4,014,122	3,751,996	5,131,745	4,184,722	6,695,241	4,425,729	6,278,303	4,460,295	5,810,631	7,080,317	6,758,454
Local Option	22503	326,475	304,753	325,418	230,540	282,478	287,821	268,201	362,583	240,070	427,583	373,140	612,583	290,541	522,509	582,000	548,634
Street Lights	22504	227,366	227,928	229,149	179,218	144,473	150,176	140,296	183,617	166,790	198,643	168,727	212,041	120,750	161,884	211,765	169,978
Const. 80%	22506	637,637	550,922	6,221	39	17,972	500,000	137,564	650,000		650,000	273,777	650,000	150,986	301,972	650,000	317,071
In House 20%	22507																
Paving Backlog Total $4M	22548	3,474	401,349	302,478	2,215,487	47,406		-									
Islamorada Roads	22509																
Key Deer Blvd Stmwtr Grant	22539																
No Name Key Emrg Brdg Rep	22544								16,857								
Bridge Inventory	22549																
Sugarloaf Blvd Bridge	22554		288,567	24,311	16,446	68,384	248,851	8,574									
Garrison Bight Bridge	22555		165	0	2,985												
Sustainability-Roads	22556			33,680	80,857	717,086	624,777	646,339	360,666	411,883		58,502	100,000		67,277	100,000	70,641
Bimini Drive Bridge #904603 Replace	22560					302,670	97,190	1,094,615	1,242,166	1,625,228							
Harbor Drive Bridge Replacement	22561					101,082	327,083	1,053,954		41,774							
Twin Lakes/Sands Subdivision	22562					363,165	167,200	286,248	117,943	283,544	241,598	44,375		845	71,934		
Truman Bridge #904602 Replace	22563																
Seaview Ave. Bridge #904602	22564							711,037	210,539	913,548							
Key Largo/Burton Drive Road	22567					106,410	186,007		25,237	21,553		56,978		2,744			
CR905 Paving	22568					895,792	99,532										
Quarry Big Coppitt Roadway Improve	22569					1,130,062	534,101										
Engineering																	
Engineering-R&B	22002	310,665	362,096	435,762	475,211	533,839	652,794	718,796	738,529	738,934	851,966	822,352	1,117,091	722,852	1,074,408	1,150,558	1,150,558
Paving Eval. & Mgmt	22013																
Cash Balance 85504-590991	85504								2,031,865		1,915,263		1,787,718			1,500,000	
Transfers Out 86501-590125	86501					265,084											
Trsf Out 86501-590312 CRWW X-Paving	86501																
Trsf Out 86501-590125 Moved to 401 Card Sound Bridge																	
Trsf Out 86501-590125 Garrison Bight	86501				251,712												
Trsf Out 86501-590125 Tom's Har	86501																
Trsf Out 86501-590125 NoNameKy	86501		189,936														
Transfers Out 86501-590910	86501	520,047	520,047	520,047	520,047	408,919	408,919	408,919	408,919	408,919	408,919	408,919	408,919		408,919	408,919	408,919
Contingency 85504-590990	85504								432,883		363,627		448,239			450,000	
Total		**4,674,965**	**5,885,435**	**5,036,993**	**6,702,659**	**8,678,807**	**8,298,575**	**9,226,539**	11,913,549	**9,036,965**	**11,752,840**	**6,632,498**	**11,614,894**	**5,749,014**	**8,419,534**	**12,133,559**	**9,424,255**
		1,148,085	543,532	1,682,118	(224,239)	(1,756,577)	(2,113,786)	(2,373,088)	-	(2,027,829)	0	1,201,637	0	(736,603)	(1,430,192)	0	(2,295,126)

Fund 104:

Middle Keys Health Care MSTU

MONROE COUNTY, FLORIDA - BOARD OF COUNTY COMMISSIONERS
BUDGETED REVENUE ANALYSIS
MIDDLE KEYS HEALTH CARE MSTU - 104
FOR THE BUDGET YEAR ENDING SEPTEMBER 30, 2025

Revenues:	Fiscal Year 2025 Proposed	Fiscal Year 2024 Estimate	Fiscal Year 2024 YTD	Fiscal Year 2024 Adopted	Fiscal Year 2023 Actual	Fiscal Year 2023 Adopted	Fiscal Year 2022 Actual	Fiscal Year 2022 Adopted	Fiscal Year 2021 Actual	Fiscal Year 2021 Adopted	Fiscal Year 2020 Actual	Fiscal Year 2020 Adopted
Ad Valorem Taxes	3,339,042	2,847,835	2,904,442	2,954,186	2,510,516	2,624,381	2,153,851	2,224,594	2,021,371	2,092,407	1,905,125	1,961,722
Delinquent Ad Valorem Taxes	1,000	950	(4,680)	1,000	(2,873)	1,000	2,148	1,000	3,422	0	267	0
Total Taxes	**3,340,042**	**2,848,785**	**2,899,763**	**2,955,186**	**2,507,643**	**2,625,381**	**2,155,999**	**2,225,594**	**2,024,794**	**2,092,407**	**1,905,392**	**1,961,722**
Interest Earnings	600		(1)	600	531	600	256	5,000	622		9,657	
Interest-Tax Collector	200	7,318	5,131	200	3,561	200	2	800	184		1,041	
Total Investment Income	**800**	**7,318**	**5,130**	**800**	**4,092**	**800**	**258**	**5,800**	**805**	**0**	**10,698**	**0**
Rents												
Disposition of Fixed Assets												
Miscellaneous Revenue												
Total Misc. Revenue	**0**	**0**	**0**	**0**	**0**	**0**	**0**	**0**	**0**	**0**	**0**	**0**
Trsf in Property App Excess Fees	6,000	10,069		6,000	12,604	6,000	10,487	6,000	7,115		7,932	
Trsf in Tax Coll Excess Fees	25,000	31,152		25,000	32,058	25,000	30,251	25,000	31,146		25,298	
Total Trsf fm Const'l Officers	**31,000**	**41,220**	**0**	**31,000**	**44,662**	**31,000**	**40,738**	**31,000**	**38,261**	**0**	**33,231**	**0**
Non-Operating Sources (FB)	284,955			0		0		44,816				0
(LESS 5% Florida Statute)	(168,593)			(147,799)		(131,308)		(111,570)		(104,620)		(98,086)
Tot Uninc. Serv Dist. Pks & Rec	**3,488,204**	**2,897,324**	**2,904,893**	**2,839,187**	**2,556,397**	**2,525,873**	**2,196,995**	**2,195,640**	**2,063,860**	**1,987,787**	**1,949,321**	**1,863,636**

Middle Keys Health Care Municipal Service Taxing Unit - 104, Fund Balance Forward as of 7/01/2024

Fiscal Year	2020 Adopted	2020 Actual	2021 Adopted	2021 Actual	2022 Adopted	2022 Actual	2023 Adopted	2023 Actual	2024 Adopted	2024 YTD	2024 Estimate	2025 Proposed	2025 Estimate
Audited Fund Balance Prior FY	0	0	122,325	122,325	168,400	0	128,007	112,647	148,627	222,625	148,627	284,955	284,955
Revenue	1,863,636	1,949,321	1,987,787	2,063,860	2,195,640	2,196,995	2,525,873	2,556,397	2,839,187	2,904,893	2,897,324	3,488,204	3,224,453
Expenses	1,863,636	1,826,996	1,987,787	2,186,185	2,195,640	2,084,348	2,525,873	2,446,419	2,839,187	2,746,925	2,760,996	3,488,204	3,487,359
Estimated Ending Fund Balance	0	122,325	122,324	0	168,400	112,647	128,007	222,625	148,627	380,593	284,955	284,955	22,049
	0	122,325	(0)	(122,324)	0	112,647	0	109,979	0	157,968	136,328	0	(262,906)

Middle Keys Health Care Municipal Service

Revenues:	2020 Adopted	2020 Actual	2021 Adopted	2021 Actual	2022 Adopted	2022 Actual	2023 Adopted	2023 Actual	2024 Adopted	2024 YTD	2024 Estimate	2025 Proposed	2025 Estimate
Taxes	1,961,722	1,905,125	2,092,407	2,021,371	2,224,594	2,153,851	2,624,381	2,510,516	2,954,186	2,904,442	2,847,835	3,339,042	3,191,703
Deliq Tax		267	0	3,422	1,000	2,148	1,000	(2,873)	1,000	(4,680)	950	1,000	950
Rents	0		0	0			0	0	0	0		0	
Other Revenue		10,698		805	5,800	258	800	4,092	800	5,130	7,318	800	800
Subtotal	1,961,722	1,916,090	2,092,407	2,025,599	2,231,394	2,156,257	2,626,181	2,511,735	2,955,986	2,904,893	2,856,104	3,340,842	3,193,453
Transfers In (Grants & Excess Fees)		33,231		38,261	31,000	40,738	31,000	44,662	31,000	0	41,220	31,000	31,000
Less 5% Fl Statute	(98,086)		(104,620)		(111,570)		(131,308)		(147,799)			(168,593)	
Fund Bal Fwd	0		0		44,816		0		0			284,955	
Total Revenues	**1,863,636**	**1,949,321**	**1,987,787**	**2,063,860**	**2,195,640**	**2,196,995**	**2,525,873**	**2,556,397**	**2,839,187**	**2,904,893**	**2,897,324**	**3,488,204**	**3,224,453**
Appropriations:													
Middle Keys Health Care 045908	1,759,784	1,737,358	1,889,961	2,091,347	1,906,480	1,982,985	2,328,364	2,328,364	2,626,948	2,626,948	2,626,948	3,336,887	3,336,887
Tax Collector 69020	58,852	54,787	62,772	59,259	66,738	63,119	78,731	73,186	88,626	84,645	85,435	100,172	99,327
Property Appraiser 69209	34,851	34,851	35,054	35,579	37,885	38,244	43,778	44,869	48,613	35,332	48,613	51,145	51,145
Cash Balance 85577					111,297								
Contingency 85577	10,149				73,240		75,000		75,000				
Total	**1,863,636**	**1,826,996**	**1,987,787**	**2,186,185**	**2,195,640**	**2,084,348**	**2,525,873**	**2,446,419**	**2,839,187**	**2,746,925**	**2,760,996**	**3,488,204**	**3,487,359**

Fund 115:

TDC District Two Penny

MONROE COUNTY, FLORIDA - BOARD OF COUNTY COMMISSIONERS
BUDGETED REVENUE ANALYSIS
TDC DISTRICT TWO - 115 Admin, Marketing, Research
FOR THE BUDGET YEAR ENDING SEPTEMBER 30, 2025

	Fiscal Year 2025 Proposed	Fiscal Year 2024 Estimated	Fiscal Year 2024 YTD	Fiscal Year 2024 Amended	Fiscal Year 2024 Adopted	Fiscal Year 2023 Actual	Fiscal Year 2023 Adopted	Fiscal Year 2022 Actual	Fiscal Year 2022 Adopted	Fiscal Year 2021 YTD	Fiscal Year 2020 YTD	Fiscal Year 2019 Actual	Fiscal Year 2017 Actual	Fiscal Year 2016 Actual	Fiscal Year 2015 Actual	Fiscal Year 2014 Actual	Fiscal Year 2013 Actual
Revenues:																	
Tourist Develop. Tax 2 Cent	9,762,000	9,855,304	5,888,672	10,090,500	10,090,500	10,005,686	7,730,625	11,243,668	5,818,313	9,199,632	5,223,576	6,485,636	5,943,594	5,962,063	5,594,876	4,972,891	4,425,522
Total Taxes	**9,762,000**	**9,855,304**	**5,888,672**	**10,090,500**	**10,090,500**	**10,005,686**	**7,730,625**	**11,243,668**	**5,818,313**	**9,199,632**	**5,223,576**	**6,485,636**	**5,943,594**	**5,962,063**	**5,594,876**	**4,972,891**	**4,425,522**
Services-Tax Collector																	
Services Tax Coll - Excess Fees																	
Services Clk Circt - Excess Fees																	
Charges for Services	-	-	-	-	-	-	-	-	-	-	-	-	-	-	-	-	-
Interest Earnings			499,669			733,216		(98,275)	-	15,264	121,219	144,747	27,907	20,504	13,469	10,992	10,934
Interest-Tax Collector			14,704			21,456		25	-	1,158	3,313	8,468	2,895			198	2,278
Total Interest Earnings	**-**	**-**	**514,373**	**-**	**-**	**754,672**	**-**	**(98,251)**	**-**	**16,422**	**124,532**	**153,216**	**30,802**	**20,504**	**13,469**	**11,190**	**13,211**
Other Miscellaneous Revenue						-		-							93		(851)
Settlements																	
Total Misc. Revenue	**-**	**-**	**-**	**-**	**-**	**-**	**-**	**-**	**-**	**-**	**-**	**-**	**-**	**-**	**93**	**-**	**(851)**
Subtotal Revenue	**9,762,000**	**9,855,304**	**6,403,045**	**10,090,500**	**10,090,500**	**10,760,358**	**7,730,625**	**11,145,417**	**5,818,313**	**9,216,054**	**5,348,108**	**6,638,852**	**5,974,396**	**5,982,567**	**5,608,438**	**4,984,081**	**4,437,883**
TRSF IN CLK TO BCC-EXCES						-								1,223	14,588	50,972	52,687
TRSF IN TC EXCESS FEES						96,335		119,016		104,051	51,935	63,379	105,663	101,476	83,629	31,378	25,962
Total TRSF FM CONST'L OFFICE	**-**	**-**	**-**	**-**	**-**	**96,335**	**-**	**119,016**	**-**	**104,051**	**51,935**	**63,379**	**105,663**	**102,699**	**98,217**	**82,350**	**78,649**
Fund Balance Forward	1,359,543			10,412,170	10,412,170		839,487		1,764,666	-	-						
Fund Bal Forward TDC Emerg	1,081,783			1,081,783	1,081,783		1,827,833		1,827,833	-	-						
(LESS 5% Florida Statute)	(488,100)			(504,525)	(504,525)		(386,531)		(290,916)	-	-						
Total TDC Dist. Two Penny	**11,715,226**	**9,855,304**	**6,403,045**	**21,079,928**	**21,079,928**	**10,856,693**	**10,011,414**	**11,264,433**	**9,119,896**	**9,320,105**	**5,400,043**	**6,702,231**	**6,080,059**	**6,085,266**	**5,706,655**	**5,066,431**	**4,516,532**

FUND 115 DISTRICT TWO PENNY
Fund Balance Forward Calculation

as of 7/01/2024

Fiscal Year	2015 Actual	2016 Actual	2017 Actual	2018 Actual	2019 Actual	2020 Actual	2021 Actual	2022 Adopted	2022 Actual	2023 Adopted	2023 Actual	2024 Adopted	2024 Amended	2024 YTD	2024 Estimated	2025 Proposed	2025 Estimated
Audited Fund Balance Prior Year	5,009,835	5,858,219	5,741,360	5,320,141	4,875,902	5,933,219	6,609,778	10,618,053	11,995,634	14,968,707	17,835,381	22,129,714	22,259,045	22,259,044	22,129,714	21,268,606	21,268,606
Revenue	5,706,655	6,085,266	6,080,059	5,432,848	6,702,231	5,400,054	9,320,105	9,119,896	11,264,433	10,011,414	10,856,693	21,079,928	21,079,928	6,403,045	9,855,304	11,715,226	9,762,000
Expense	4,858,271	6,202,125	6,501,278	5,877,087	5,644,917	4,723,495	3,934,249	9,119,896	5,424,686	10,011,414	6,433,030	21,079,928	21,079,928	6,705,725	10,716,412	11,715,226	9,176,731
Estimated Ending Fund Balance	5,858,219	5,741,360	5,320,141	4,875,902	5,933,219	6,609,778	11,995,634	10,618,053	17,835,381	14,968,707	22,259,044	22,129,714	22,259,045	21,956,365	21,268,606	21,268,606	21,853,875
	848,384	(116,859)	(421,219)	(444,239)	1,057,317	676,559	5,385,856	0	5,839,747	(0)	4,423,663	0		(302,680)	(861,107)	0	585,269

TDC All Districts, Two cents Special Revenue Fund -115

Revenues:		Fiscal Year 2015 Actual	Fiscal Year 2016 Actual	Fiscal Year 2017 Actual	Fiscal Year 2018 Actual	Fiscal Year 2019 Actual	Fiscal Year 2020 Actual	Fiscal Year 2021 Actual	Fiscal Year 2022 Adopted	Fiscal Year 2022 Actual	Fiscal Year 2023 Adopted	Fiscal Year 2023 Actual	Fiscal Year 2024 Adopted	Fiscal Year 2024 Amended	Fiscal Year 2024 YTD	Fiscal Year 2024 Estimated	Fiscal Year 2025 Proposed	Fiscal Year 2025 Estimated
Taxes		5,594,876	5,962,063	5,943,594	5,332,289	6,485,636	5,223,576	9,199,632	5,818,313	11,243,668	7,730,625	10,005,686	10,090,500	10,090,500	5,888,672	9,855,304	9,762,000	9,762,000
Interest Earnings		13,469	20,504	30,802	42,310	153,216	124,543	16,422	-	(98,251)	-	754,672	-	-	514,373	-	-	
Miscellaneous Rev		93	-	-	-	-	-	-	-	-	-	-	-	-	-	-	-	
Transfers In		98,217	102,699	105,663	58,249	63,379	51,935	104,051	-	119,016	-	96,335	-	-	-	-	-	
Less 5%		-	-	-	-	-	-	-	(290,916)		(386,531)		(504,525)	(504,525)			(488,100)	
Subtotal		5,706,655	6,085,266	6,080,059	5,432,848	6,702,231	5,400,054	9,320,105	5,527,397	11,264,433	7,344,094	10,856,693	9,585,975	9,585,975	6,403,045	9,855,304	9,273,900	9,762,000
Fund Bal Fwd		-	-	-	-	-	-	-	1,764,666		839,487		10,412,170	10,412,170		-	1,359,543	
Fund Bal Fwd-Emergency		-	-	-	-	-	-	-	1,827,833		1,827,833		1,081,783	1,081,783		-	1,081,783	
Total		**5,706,655**	**6,085,266**	**6,080,059**	**5,432,848**	**6,702,231**	**5,400,054**	**9,320,105**	**9,119,896**	**11,264,433**	**10,011,414**	**10,856,693**	**21,079,928**	**21,079,928**	**6,403,045**	**9,855,304**	**11,715,226**	**9,762,000**
Appropriations:																		
Cultural Umbrella	75011	903,616	1,084,796	1,177,135	1,059,968	755,835	644,533	472,882	813,089	591,885	1,037,276	748,418	1,687,797	1,687,797	1,026,142	1,265,848	1,553,693	1,118,659
Fishing Umbrella	75022	728,184	914,590	978,484	936,742	682,857	750,918	593,040	725,000	662,116	917,000	746,254	1,568,999	1,568,999	872,064	1,270,889	1,508,000	1,221,480
Film Payroll Total	75023													76,000	23,070	46,190		
Research Payroll Total	75024													72,000	24,438	49,045		
Mail Fulfillment	75031																97,621	97,621
Dive Umbrella	75033	672,826	985,556	1,031,237	950,944	787,046	723,877	591,767	700,000	718,968	850,000	841,996	1,500,000	1,500,000	1,050,654	1,485,000	1,500,000	1,485,000
Events	75035	2,012,988	2,091,159	2,280,890	2,247,179	2,577,795	2,147,785	1,834,849	3,556,071	2,513,307	382,973	54,685	4,711,925	4,658,510	71,763	698,777	100,000	100,000
Finance	75036										11,393	11,393	56,000	56,000	56,000	56,000	16,275	16,275
Film Commission	75037										300,000	229,689	500,000	424,000	142,161	322,240	425,000	318,750
Public Relations	75038										2,325,226	1,871,563	2,832,549	2,832,549	1,313,812	2,266,039	2,582,549	2,066,039
Market Research	75039										700,000	371,634	900,000	828,000	213,154	438,840	731,000	387,430
Arts Council	75040										100,000	100,000	100,000	100,000	91,208	100,000	100,000	100,000
200th Anniversary Celebration	75041											94,944	-	53,415	53,415	53,415		
3rd July 200th Anniversary BP	75042											43,914	-	-	-	-		
200th Anniversary Rowell's	75043											30,957	-	-	-	-		
200th Anniversary Old Seven Mil	75044											40,154	-	-	-	-		
Catastrophic/Emer	75090	-	-	-	-	-	-		1,827,833		1,827,833		1,081,783	1,081,783	-	-	1,081,783	-
Special Projects	75360	482,475	1,067,842	975,350	624,072	768,671	372,973	368,998	1,425,190	865,697	1,487,000	1,174,717	493,200	1,632,000	1,074,560	1,289,280	946,172	946,172
DAC I Special Event Funding	75361												2,669,849	1,896,049	452,147	556,584	748,772	748,772
DAC II Special Event Funding	75362												443,209	298,209	25,275	43,329	20,000	72,844
DAC III Special Event Funding	75363												999,591	914,591	50,000	300,000	70,000	190,154
DAC IV Special Event Funding	75364												595,406	525,406	115,862	152,223	50,000	123,174
DAC V Special Event Funding	75365												866,907	801,907	50,000	250,000	111,648	111,648
Total Other		4,800,089	6,143,943	6,443,096	5,818,905	5,572,204	4,640,086	3,861,536	9,047,183	5,351,973	9,938,701	6,360,317	21,007,215	21,007,215	6,705,725	10,643,699	11,642,513	9,104,018
Cash Balance																		
Transfers Out	86529	58,182	58,182	58,182	58,182	72,713	83,409	72,713	72,713	72,713	72,713	72,713	72,713	72,713		72,713	72,713	72,713
Contingency																		
Total Misc		58,182	58,182	58,182	58,182	72,713	4,723,495	3,934,249	72,713	72,713	72,713	72,713	72,713	72,713	-	72,713	72,713	72,713
Total		**4,858,271**	**6,202,125**	**6,501,278**	**5,877,087**	**5,644,917**	**4,723,495**	**3,934,249**	**9,119,896**	**5,424,686**	**10,011,414**	**6,433,030**	**21,079,928**	**21,079,928**	**6,705,725**	**10,716,412**	**11,715,226**	**9,176,731**
	Variance	848,384	(116,859)	(421,219)	(444,239)	1,057,314	676,559	5,385,856	0	5,839,747	(0)	4,423,663	0	0	(302,680)	(861,107)	0	585,269

Fund 116:

TDC Admin & Promo 2 Cent

MONROE COUNTY, FLORIDA - BOARD OF COUNTY COMMISSIONERS
BUDGETED REVENUE ANALYSIS
TDC DISTRICT TWO - 116 Cultural, Fishing, Diving, Special Events
FOR THE BUDGET YEAR ENDING SEPTEMBER 30, 2025

	Fiscal Year 2025 Proposed	Fiscal Year 2024 Estimated	Fiscal Year 2024 YTD	Fiscal Year 2024 Amended	Fiscal Year 2024 Adopted	Fiscal Year 2023 Actual	Fiscal Year 2023 Adopted	Fiscal Year 2022 Actual	Fiscal Year 2022 Adopted	Fiscal Year 2021 Actual	Fiscal Year 2020 Actual	Fiscal Year 2019 Actual	Fiscal Year 2018 Actual	Fiscal Year 2017 Actual	Fiscal Year 2016 Actual	Fiscal Year 2015 Actual	Fiscal Year 2014 Actual	Fiscal Year 2013 Actual
Revenues:																		
Tourist Develop. Tax 2 Cent	20,238,000	20,422,129	12,202,486	20,909,500	20,909,500	20,733,748	16,019,375	23,299,089	12,056,687	19,063,445	10,824,276	13,439,514	11,049,551	12,316,296	12,354,567	11,593,683	10,304,808	9,170,553
Total Taxes	**20,238,000**	**20,422,129**	**12,202,486**	**20,909,500**	**20,909,500**	**20,733,748**	**16,019,375**	**23,299,089**	**12,056,687**	**19,063,445**	**10,824,276**	**13,439,514**	**11,049,551**	**12,316,296**	**12,354,567**	**11,593,683**	**10,304,808**	**9,170,553**
Services Tax Coll - Excess Fees																		
Services Clk Circt - Excess Fees																		
Charges for Services	**0**	**0**	**0**	**0**	**0**	**0**	**0**	**0**	**0**	**0**	**0**	**0**	**0**	**0**	**0**	**0**	**0**	**0**
Interest Earnings			982,620			1,348,745		(190,979)		22,537	200,993	194,978	30,756	39,365	26,465	19,186	20,186	18,245
Interest-Tax Collector			30,470			44,462		51		2,400	6,866	17,548	9,656	5,998	0	0	410	4,720
Total Interest Income	**0**	**0**	**1,013,091**	**0**	**0**	**1,393,206**	**0**	**(190,928)**	**0**	**24,937**	**207,859**	**212,527**	**40,411**	**45,363**	**26,465**	**19,186**	**20,597**	**22,965**
Other Miscellaneous Revenue								0				275					8,607	98
Settlements																		
Total Misc. Revenue	**0**	**0**	**0**	**0**	**0**	**0**	**0**	**0**	**0**	**0**	**1**	**275**	**0**	**0**	**0**	**0**	**8,607**	**98**
Subtotal Revenue	**20,238,000**	**20,422,129**	**13,215,577**	**20,909,500**	**20,909,500**	**22,126,954**	**16,019,375**	**23,108,161**	**12,056,687**	**19,088,382**	**11,032,135**	**13,652,315**	**11,089,962**	**12,361,659**	**12,381,032**	**11,612,869**	**10,334,011**	**9,193,616**
TRSF IN CLK TO BCC-EXCES										0	0				2,298	30,228	105,625	109,177
TRSF IN TC EXCESS FEES						178,907		221,029		193,238	96,451	117,703	108,177	196,231	188,455	155,311	58,273	53,799
Total TRSF FM CONST'L OFFICE	**0**	**0**	**0**	**0**	**0**	**178,907**	**0**	**221,029**	**0**	**193,238**	**96,451**	**117,703**	**108,177**	**196,231**	**190,754**	**185,539**	**163,898**	**162,976**
Fund Balance Forward				14,419,055	14,419,055		5,134,375		2,218,337	0	0							
Fund Bal Forward TDC Emerg	6,822,150			6,825,000	6,825,000		2,475,000		1,626,982	0	0							
State Grants																		
(LESS 5% Florida Statute)	(1,011,900)			(1,045,475)	(1,045,475)		(800,969)		(602,834)	0	0							
Total TDC Admin & Promo 2 ct	**26,048,250**	**20,422,129**	**13,215,577**	**41,108,080**	**41,108,080**	**22,305,861**	**22,827,781**	**23,329,189**	**15,299,172**	**19,281,620**	**11,128,586**	**13,770,018**	**11,198,139**	**12,557,890**	**12,571,786**	**11,798,408**	**10,497,909**	**9,356,592**

FUND 116 TDC ADMIN & PROMO 2 CENT
Fund Balance Forward Calculation

as of 7/01/2024

Fiscal Year	2015 Actual	2016 Actual	2017 Actual	2018 Actual	2019 Actual	2020 Actual	2021 Actual	2022 Adopted	2022 Actual	2023 Adopted	2023 Actual	2024 Adopted	2024 Amended	2024 YTD	2024 Estimated	2025 Proposed	2025 Estimated
Audited Fund Balance Prior Year	8,059,947	9,048,279	8,587,295	8,214,876	6,248,556	9,201,425	9,557,394	18,245,547	19,994,077	26,562,595	32,975,855	43,355,487	43,897,528	43,897,528	43,897,528	37,718,829	37,718,829
Revenue	11,798,408	12,571,786	12,557,890	11,198,139	13,770,018	11,128,584	19,281,620	15,299,172	23,329,189	22,827,781	22,305,861	41,108,080	41,108,080	13,215,577	20,422,129	26,048,250	20,238,000
Expense	10,810,076	13,032,770	12,930,309	13,164,460	10,817,148	10,772,615	8,844,937	15,299,172	10,347,411	22,827,781	11,384,188	41,108,080	41,108,080	22,877,981	26,600,827	26,048,250	14,859,223
Estimated Ending Fund Balance	9,048,279	8,587,295	8,214,876	6,248,556	9,201,425	9,557,394	19,994,077	18,245,547	32,975,855	26,562,595	43,897,528	43,355,487	43,897,528	34,235,124	37,718,829	37,718,829	43,097,607
	988,333	(460,984)	(372,419)	(1,966,320)	2,952,870	355,969	10,436,683	0	12,981,778	0	10,921,673	0	0	(9,662,404)	(6,178,699)	0	5,378,777

TDC All Districts, Two Cent Special Revenue Fund - 116

Revenues:		Fiscal Year 2015 Actual	Fiscal Year 2016 Actual	Fiscal Year 2017 Actual	Fiscal Year 2018 Actual	Fiscal Year 2019 Actual	Fiscal Year 2020 Actual	Fiscal Year 2021 Actual	Fiscal Year 2022 Adopted	Fiscal Year 2022 Actual	Fiscal Year 2023 Adopted	Fiscal Year 2023 Actual	Fiscal Year 2024 Adopted	Fiscal Year 2024 Amended	Fiscal Year 2024 YTD	Fiscal Year 2024 Estimated	Fiscal Year 2025 Proposed	Fiscal Year 2025 Estimated
Taxes		11,593,683	12,354,567	12,316,296	11,049,551	13,439,514	10,824,275	19,063,445	12,056,687	23,299,089	16,019,375	20,733,748	20,909,500	20,909,500	12,202,486	20,422,129	20,238,000	20,238,000
Interest Earnings		19,186	26,465	45,363	40,411	212,527	207,858	24,937	0	(190,928)	0	1,393,206	0	0	1,013,090.62		0	
Miscellaneous Rev		0	0	0	0	275	0	0	0		0	0	0	0			0	
Transfers In		185,539	190,754	196,231	108,177	117,703	96,451	193,238	0	221,029	0	178,907	0	0			0	
Less 5%		0	0	0	0	0	0	0	(602,834)		(800,969)		(1,045,475)	(1,045,475)			(1,011,900)	
Subtotal		11,798,408	12,571,786	12,557,890	11,198,139	13,770,018	11,128,584	19,281,620	11,453,853	23,329,189	15,218,406	22,305,861	19,864,025	19,864,025	13,215,577	20,422,129	19,226,100	20,238,000
State Grant		0	0	0	0	0	0	0	0									
Fund Bal Fwd		0	0	0	0	0	0	0	2,218,337		5,134,375		14,419,055	14,419,055				
Fund Bal Fwd-Emergency		0	0	0	0	0	0	0	1,626,982		2,475,000		6,825,000	6,825,000			6,822,150	
Total		**11,798,408**	**12,571,786**	**12,557,890**	**11,198,139**	**13,770,018**	**11,128,584**	**19,281,620**	**15,299,172**	**23,329,189**	**22,827,781**	**22,305,861**	**41,108,080**	**41,108,080**	**13,215,577**	**20,422,129**	**26,048,250**	**20,238,000**
Appropriations:																		
Admin Svcs	76007	842,783	945,576	897,245	826,236	927,966	665,429	277,682	1,449,072	431,654	1,288,762	1,206,791	2,623,787	2,623,787	925,307	1,327,470	1,779,273	1,672,517
Advertising & Promotion Contingen	76064																400,000	400,000
Promo & Advertisment	76065	8,794,844	10,355,476	10,614,766	9,840,029	9,774,903	9,170,743	8,452,977	11,260,822	9,801,479	11,935,279	8,225,641	12,593,912	12,593,912	7,807,462	8,815,738	13,250,772	9,275,540
Sales - Fund 116	76066										1,010,000	786,879	1,215,000	1,215,000	580,339	865,567	1,281,997	999,958
Website - Fund 116	76078										2,450	120,141	200,000	200,000	76,250	132,155	200,000	200,000
Catastrophic/Emer	76090				993,695	0	0	0	2,475,000		6,825,000	0	6,825,000	6,825,000	0	0	6,825,000	
Special Projects	76660	1,132,838	1,692,108	1,378,688	1,464,890		800,000		0			0	0	0	0	0		
Fund 116 Payroll Items	76077										281,854	0	116,822	116,822	5,538	10,966	142,005	142,005
European Sales Agency	76079										449,000	453,659	449,000	449,000	179,538	449,000	521,200	521,200
Finance - Fund 116	76080										21,158	21,158	24,000	24,000	16,000	24,000	33,725	33,725
Sales Staffing Costs	76081										900,000	455,642	1,000,000	1,000,000	589,870	510,000	1,500,000	1,500,000
DAC I Special Project Advertising	76661												7,183,500	7,183,500	6,011,808	6,465,150		
DAC II Special Project Advertising	76662												1,791,949	1,791,949	1,393,658	1,612,754		
DAC III Special Project Advertising	76663												2,689,500	2,689,500	1,909,835	2,420,550		
DAC IV Special Project Advertising	76664												1,602,000	1,602,000	1,202,538	1,441,800		
DAC V Special Project Advertising	76665												2,679,332	2,679,332	2,179,837	2,411,399		
Total Other		10,770,466	12,993,160	12,890,699	13,124,850	10,702,870	10,636,172	8,730,659	15,184,894	10,233,133	22,713,503	11,269,911	40,993,802	40,993,802	22,877,981	26,486,549	25,933,972	14,744,945
Cash Balance																		
Transfers Out	86530	39,610	39,610	39,610	39,610	114,278	136,443	114,278	114,278	114,278	114,278	114,278	114,278	114,278		114,278	114,278	114,278
Contingency																		
Total Misc		39,610	39,610	39,610	39,610	114,278	136,443	114,278	114,278	114,278	114,278	114,278	114,278	114,278	0	114,278	114,278	114,278
Total		**10,810,076**	**13,032,770**	**12,930,309**	**13,164,460**	**10,817,148**	**10,772,615**	**8,844,937**	**15,299,172**	**10,347,411**	**22,827,781**	**11,384,188**	**41,108,080**	**41,108,080**	**22,877,981**	**26,600,827**	**26,048,250**	**14,859,223**
Variance		988,333	(460,984)	(372,419)	(1,966,320)	2,952,871	355,969	10,436,683	0	12,981,778	0	10,921,673	0	0	(9,662,404)	(6,178,699)	0	5,378,777

Fund 117:

TDC District 1 Third Cent

MONROE COUNTY, FLORIDA - BOARD OF COUNTY COMMISSIONERS
BUDGETED REVENUE ANALYSIS
TDC DISTRICT ONE THREE CENT - 117 Key West City Limits
FOR THE BUDGET YEAR ENDING SEPTEMBER 30, 2025

	Fiscal Year 2025 Proposed	Fiscal Year 2024 Estimated	Fiscal Year 2024 YTD	Fiscal Year 2024 Amended	Fiscal Year 2024 Adopted	Fiscal Year 2023 Actual	Fiscal Year 2023 Adopted	Fiscal Year 2022 Actual	Fiscal Year 2022 Adopted	Fiscal Year 2021 Actual	Fiscal Year 2020 Actual	Fiscal Year 2019 Actual	Fiscal Year 2018 Actual	Fiscal Year 2017 Actual	Fiscal Year 2016 Actual	Fiscal Year 2015 Actual	Fiscal Year 2014 Actual
Revenues:																	
Tourist Develop. Tax - 2 CN										889,856	426,539.55	0	449,643				
Tourist Develop. Tax - 3 CN	14,844,000	14,137,794	8,753,763	14,845,900	14,845,900	14,309,261	11,062,750	16,569,470	8,642,563	12,225,099	7,305,735	10,763,188	9,204,343	9,931,895	10,251,807	9,586,816	8,675,138
Total Taxes	**14,844,000**	**14,137,794**	**8,753,763**	**14,845,900**	**14,845,900**	**14,309,261**	**11,062,750**	**16,569,470**	**8,642,563**	**13,114,955**	**7,732,275**	**10,763,188**	**9,653,987**	**9,931,895**	**10,251,807**	**9,586,816**	**8,675,138**
Services Tax Coll - Excess Fees																	
Services Clk Circt - Excess Fees																	
Charges for Services	**0**	**0**	**0**	**0**	**0**	**0**	**0**	**0**	**0**	**0**	**0**	**0**	**0**	**0**	**0**	**0**	**0**
Interest Earnings			586,035			889,619		(183,681)		30,928	349,247	375,166	106,734	62,658	34,685		13,135
Interest-Tax Collector			25,317			36,942		43		1,994	5,705	14,580	8,023	4,984		20,340	341
Total Interest Income	**0**	**0**	**611,353**	**0**	**0**	**926,561**	**0**	**(183,638)**	**0**	**32,922**	**354,952**	**389,746**	**114,757**	**67,641**	**34,685**	**20,340**	**13,476**
Trnsfer in from Other Funds										6,366							
Other Miscellaneous Revenue								0		0	0						
Settlements																	
Total Misc. Revenue	**0**	**0**	**0**	**0**	**0**	**0**	**0**	**0**	**0**	**6,366**	**0**	**0**	**0**	**0**	**0**	**0**	**0**
Subtotal Revenue	**14,844,000**	**14,137,794**	**9,365,115**	**14,845,900**	**14,845,900**	**15,235,822**	**11,062,750**	**16,385,832**	**8,642,563**	**13,154,243**	**8,087,226**	**11,152,934**	**9,768,743**	**9,999,536**	**10,286,492**	**9,607,156**	**8,688,614**
TRSF IN CLK TO BCC-EXCES										0	0					24,924	89,277
TRSF IN TC EXCESS FEES						128,538		162,813		138,001	72,398	98,038	98,942	164,955	162,507	133,663	51,038
Total TRSF FM CONST'L OFFICE	**0**	**0**	**0**	**0**	**0**	**128,538**	**0**	**162,813**	**0**	**138,001**	**72,398**	**98,038**	**98,942**	**164,955**	**162,507**	**158,587**	**140,316**
Fund Balance Forward	22,254,567			16,946,949	16,946,949		11,618,049		5,984,514								
Fund Bal Forward-Beaches																	
Fund Bal Forward TDC Emerg																	
(LESS 5% Florida Statute)	(742,200)			(742,295)	(742,295)		(553,138)		(432,128)								
Total TDC Dist. One 3 Cent	**36,356,367**	**14,137,794**	**9,365,115**	**31,050,554**	**31,050,554**	**15,364,360**	**22,127,661**	**16,548,645**	**14,194,949**	**13,292,244**	**8,159,624**	**11,250,972**	**9,867,685**	**10,164,491**	**10,448,999**	**9,765,742**	**8,828,930**

FUND 117 TDC DISTRICT 1, 3 CENT

as of 7/01/2024

Fund Balance Forward Calculation Fiscal Year	2015 Actual	2016 Actual	2017 Actual	2018 Actual	2019 Actual	2020 Actual	2021 Actual	2022 Adopted	2022 Actual	2023 Adopted	2023 Actual	2024 Adopted	2024 Amended	2024 YTD	2024 Estimated	2025 Proposed	2025 Estimate
Audited Fund Balance Prior Year	6,405,304	8,272,518	10,181,537	12,279,409	12,189,309	14,982,768	13,764,880	13,739,329	18,007,508	20,610,347	24,387,162	21,982,413	25,799,215	25,799,215	25,799,215	27,652,287	27,652,287
Revenue	9,765,742	10,448,999	10,164,491	9,867,685	11,250,973	8,159,622	13,292,244	14,194,949	16,548,645	22,127,661	15,364,360	31,050,554	31,050,554	9,365,115	14,137,794	36,356,367	14,844,000
Expense	7,898,528	8,539,980	8,066,620	9,957,785	8,457,514	9,377,510	9,049,615	14,194,949	10,168,991	22,127,661	13,952,307	31,050,554	31,050,554	6,866,617	12,284,722	36,356,367	27,738,618
Estimated Ending Fund Balance	8,272,518	10,181,537	12,279,409	12,189,309	14,982,768	13,764,880	18,007,508	13,739,329	24,387,162	20,610,347	25,799,215	21,982,413	25,799,215	28,297,714	27,652,287	27,652,287	14,757,669
	1,867,215	1,909,019	2,097,871	(90,099)	2,793,458	(1,217,888)	4,242,629	0	6,379,654	0	1,412,053	0	0	2,498,498	1,853,071	0	(12,894,618)

TDC District 1, Three Cent Special Revenue Fund - 117

Revenues:		Fiscal Year 2015 Actual	Fiscal Year 2016 Actual	Fiscal Year 2017 Actual	Fiscal Year 2018 Actual	Fiscal Year 2019 Actual	Fiscal Year 2020 Actual	Fiscal Year 2021 Actual	Fiscal Year 2022 Adopted	Fiscal Year 2022 Actual	Fiscal Year 2023 Adopted	Fiscal Year 2023 Actual	Fiscal Year 2024 Adopted	Fiscal Year 2024 Amended	Fiscal Year 2024 YTD	Fiscal Year 2024 Estimated	Fiscal Year 2025 Proposed	Fiscal Year 2025 Estimate
Taxes		9,586,816	10,251,807	9,931,895	9,653,987	10,763,188	7,732,273	13,114,955	8,642,563	16,569,470	11,062,750	14,309,261	14,845,900	14,845,900	8,753,763	14,137,794	14,844,000	14,844,000
Interest Earnings		20,340	34,685	67,641	114,757	389,746	354,952	32,922	0	(183,638)	0	926,561	0	0	611,353	0	0	
Miscellaneous Rev		0	0	0	0	0	0	6,366	0	0	0	0	0	0		0	0	
Transfers In		158,587	162,507	164,955	98,942	98,038	72,398	138,001	0	162,813	0	128,538	0			0	0	
Less 5%							0	0	(432,128)		(553,138)		(742,295)	(742,295)		0	(742,200)	
Subtotal		9,765,742	10,448,999	10,164,491	9,867,685	11,250,972	8,159,622	13,292,244	8,210,435	16,548,645	10,509,612	15,364,360	14,103,605	14,103,605	9,365,115	14,137,794	14,101,800	14,844,000
Fund Bal Fwd		0	0	0	0		0	0	5,984,514		11,618,049		16,946,949	16,946,949		0	22,254,567	
Fund Bal Fwd-Emergency		0	0	0	0	0	0	0										
Total		**9,765,742**	**10,448,999**	**10,164,491**	**9,867,685**	**11,250,972**	**8,159,622**	**13,292,244**	**14,194,949**	**16,548,645**	**22,127,661**	**15,364,360**	**31,050,554**	**31,050,554**	**9,365,115**	**14,137,794**	**36,356,367**	**14,844,000**
Appropriations:																		
Admin Svcs	77003	52,805	14,874	3,666	114,168	4,271	193,781	402,089	358,352	304,372	609,437	122,375	866,358	866,358	109,537	779,722	365,188	346,929
Information Svs	77010	383,761	383,761	383,760	383,752	383,752	402,949	402,949	402,950	402,949	350,450	350,449	350,450	350,450	233,633	350,450	350,450	350,450
County Capital Projects	77011								4,341,441	3,112,772	412,730	326,594	441,687	441,687	250,570	353,350	478,004	358,503
Key West Business Guild	77012										55,125	55,125	55,125	55,125	32,156	55,125	57,882	57,882
Promo & Advertisment	77020	4,986,949	5,441,531	5,732,526	4,658,104	4,727,319	4,552,435	4,884,794	4,475,761	4,090,652	9,874,431	9,371,224	4,537,991	4,537,991	4,034,275	4,537,991	6,855,298	6,512,533
Special Events	77030	631,459	333,991	339,640	387,835	331,051	221,210	147,163	650,131	118,039	2,198,199	598,583	1,193,699	1,193,699	122,316	417,795	1,338,589	669,295
Higgs Beach Restroom - Phase 2	77031										210,373		210,373	210,373	80,669	157,780		
Higgs Beach Restroom - Phase 1	77032										386,820	5,467	386,820	386,820	379,969	386,820		
Key West Lighthouse Repairs	77033										326,287	301,615	0	0	0	0		
Historic Jail Museum	77034										650,000	449,712	0	0	0	0		
Reynolds Street Pier Repairs	77035										259,448		259,448	259,448	0	259,448		
Higgs Beach Restroom Phase III	77036										833,627	446,002	833,627	833,627	386,975	625,220		
Lighthouse Stables Renovations	77038										520,000		520,000	520,000	0	520,000		
West Martello Air & Electrical	77039										250,000		250,000	250,000	0	187,500	250,000	
Bricks & Mortar	77040	1,783,755	2,306,024	1,547,228	4,354,127	2,956,729	3,934,904	3,009,864	3,770,642	1,951,820	3,105,142	901,465	2,280,873	5,833,367	676,246	2,333,347	5,936,433	2,077,752
Payroll Itmes	77041								141,280	133,995	151,688	178,803	161,236	161,236	140,176	161,236	189,050	189,050
DAC I Capital Projects	77042										94,066		5,288,195				0	
Economic/Natural Disaster - Fund 117	77043										660,900		660,900	660,900		0	660,900	
Smathers/Rest Beach	77044										790,500	790,500	790,500	790,500	420,000	790,500	865,000	865,000
West Martello Wire Frame Art	77045										19,999		0			0		
Beaches	77050	0	0	0	0	0	0		0		314,047		314,047	314,047	95	314,047	313,962	
East Martello NE Wall Brick Repair	77051													307,125			307,125	
Key West Lighhouse ADA Bathrooms	77052													250,000			250,000	
East Martello Main Gallery Windows	77056																1,178,576	
West Martello Main Gallery/HVAC	77053													1,178,576			187,185	
KW Lighthouse Supplemental	77054																336,500	
West Martello HVAC Supplemental	77055																125,000	
Special Public Facilities Projects	86541												11,594,833	11,594,833			16,256,833	16,256,833
Catastrophic/Emer	77090	0	0	0	0	0	0	0										
Total Other		**7,838,729**	**8,480,181**	**8,006,821**	**9,897,986**	**8,403,122**	**9,305,279**	**8,846,859**	**14,140,557**	**10,114,599**	**22,073,269**	**13,897,914**	**30,996,162**	**30,996,162**	**6,866,617**	**12,230,330**	**36,301,975**	**27,684,226**
Cash Balance																		
Transfers Out	86531	59,799	59,799	59,799	59,799	54,392	72,231	202,756	54,392	54,392	54,392	54,392	54,392	54,392		54,392	54,392	54,392
Contingency																		
Total Misc		59,799	59,799	59,799	59,799	54,392	72,231	202,756	54,392	54,392	54,392	54,392	54,392	54,392	0	54,392	54,392	54,392
Total		**7,898,528**	**8,539,980**	**8,066,620**	**9,957,785**	**8,457,514**	**9,377,510**	**9,049,615**	**14,194,949**	**10,168,991**	**22,127,661**	**13,952,307**	**31,050,554**	**31,050,554**	**6,866,617**	**12,284,722**	**36,356,367**	**27,738,618**
	Variance	1,867,215	1,909,019	2,097,871	(90,099)	2,793,457	(1,217,888)	4,242,629	0	6,379,654	0	1,412,053	0	0	2,498,498	1,853,071	0	(12,894,618)

Fund 118:

TDC District 2 Third Cent

MONROE COUNTY, FLORIDA - BOARD OF COUNTY COMMISSIONERS
BUDGETED REVENUE ANALYSIS
TDC DISTRICT TWO THREE CENT - 118 KW to W end of 7 Mile Bridge
FOR THE BUDGET YEAR ENDING SEPTEMBER 30, 2025

Revenues:	**Fiscal Year 2025 Proposed**	**Fiscal Year 2024 Estimated**	**Fiscal Year 2024 YTD**	**Fiscal Year 2024 Amended**	**Fiscal Year 2024 Adopted**	**Fiscal Year 2023 Actual**	**Fiscal Year 2023 Adopted**	**Fiscal Year 2022 Actual**	**Fiscal Year 2022 Adopted**	**Fiscal Year 2021 Actual**	**Fiscal Year 2020 Actual**	**Fiscal Year 2019 Actual**	**Fiscal Year 2018 Actual**	**Fiscal Year 2017 Actual**	**Fiscal Year 2016 Actual**	**Fiscal Year 2015 Actual**	**Fiscal Year 2014 Actual**
Tourist Dev Tax 2 Cent										203,511	89,246		57,790				
Tourist Dev Tax 3 Cent	2,604,000	2,550,625	1,555,379	2,464,500	2,464,500	2,502,163	1,957,000	2,731,576	1,319,175	2,146,429	1,103,248	1,253,830	975,276	1,200,478	986,794	1,032,305	906,554
Total Taxes	**2,604,000**	**2,550,625**	**1,555,379**	**2,464,500**	**2,464,500**	**2,502,163**	**1,957,000**	**2,731,576**	**1,319,175**	**2,349,939**	**1,192,494**	**1,253,830**	**1,033,065**	**1,200,478**	**986,794**	**1,032,305**	**906,554**
Services Tax Coll - Excess Fees																	
Services Clk Circt - Excess Fees																	
Charges for Services	**0**	**0**	**0**	**0**	**0**	**0**	**0**	**0**	**0**	**0**	**0**	**0**	**0**	**0**	**0**	**0**	**0**
Interest Earnings			85,285			141,156		(28,514)		5,185	32,676	41,727	10,000	5,076	3,104		905
Interest-Tax Collector			2,233			3,258		4		176	503	1,286	707	439	0	1,985	30
Total Interest Income	**0**	**0**	**87,517**	**0**	**0**	**144,414**	**0**	**(28,511)**	**0**	**5,360**	**33,179**	**43,013**	**10,708**	**5,516**	**3,104**	**1,985**	**935**
Transfer in from Fund 125										2,857							
Other Miscellaneous Revenue								0		0	0						
Settlements																	
Total Misc. Revenue	**0**	**0**	**0**	**0**	**0**	**0**	**0**	**0**	**0**	**2,857**	**0**	**0**	**0**	**0**	**0**	**0**	**0**
Subtotal Revenue	**2,604,000**	**2,550,625**	**1,642,897**	**2,464,500**	**2,464,500**	**2,646,576**	**1,957,000**	**2,703,065**	**1,319,175**	**2,358,156**	**1,225,673**	**1,296,843**	**1,043,773**	**1,205,994**	**989,898**	**1,034,290**	**907,488**
TRSF IN CLK TO BCC-EXCES										0	0			0	4	2,720	9,222
TRSF IN TC EXCESS FEES						22,377		27,000		24,498	10,773	11,390	10,135	19,653	15,511	14,289	5,271
Total TRSF FM CONST'L OFFICE	**0**	**0**	**0**	**0**	**0**	**22,377**	**0**	**27,000**	**0**	**24,498**	**10,773**	**11,390**	**10,135**	**19,653**	**15,515**	**17,009**	**14,493**
Fund Balance Forward	2,727,307			1,813,112	1,813,112		2,163,384		1,142,114								
Fund Balance Forwd TDC Emerg																	
(LESS 5% Florida Statute)	(130,200)			(123,225)	(123,225)		(97,850)		(65,959)								
Total TDC Dist. Two 3 Cent	**5,201,107**	**2,550,625**	**1,642,897**	**4,154,387**	**4,154,387**	**2,668,953**	**4,022,534**	**2,730,065**	**2,395,330**	**2,382,653**	**1,236,446**	**1,308,233**	**1,053,908**	**1,225,647**	**1,005,413**	**1,051,299**	**921,982**

FUND 118 TDC DISTRICT 2, 3 CENT

Fund Balance Forward Calculation

as of 7/01/2024

Fiscal Year	2015 Actual	2016 Actual	2017 Actual	2018 Actual	2019 Actual	2020 Actual	2021 Actual	2022 Adopted	2022 Actual	2023 Adopted	2023 Actual	2024 Adopted	2024 Amended	2024 YTD	2024 Estimated	2025 Proposed	2025 Estimate
Audited Fund Balance Prior Year	617,700	849,782	850,318	977,618	1,241,781	1,480,580	1,592,529	2,862,283	3,079,987	3,369,057	3,964,817	3,620,308	3,649,064	3,649,064	3,649,064	4,867,661	4,867,661
Revenue	1,051,299	1,005,413	1,225,647	1,053,908	1,308,233	1,236,446	2,382,652	2,395,330	2,730,065	4,022,534	2,668,953	4,154,387	4,154,387	1,642,897	2,550,625	5,201,107	2,604,000
Expense	819,217	1,004,877	1,098,347	789,745	1,069,434	1,124,497	895,194	2,395,330	1,845,235	4,022,534	2,984,706	4,154,387	4,154,387	1,028,921	1,332,028	5,201,107	3,891,545
Estimated Ending Fund Balance	849,782	850,318	977,618	1,241,781	1,480,580	1,592,529	3,079,987	2,862,283	3,964,817	3,369,057	3,649,064	3,620,308	3,649,064	4,263,040	4,867,661	4,867,661	3,580,116
	232,082	536	127,300	264,163	238,799	111,949	1,487,458	0	884,830	0	(315,753)	0	0	613,976	1,218,597	0	(1,287,545)

TDC District 2, Three Cent Special Revenue Fund - 118

Revenues:		Fiscal Year 2015 Actual	Fiscal Year 2016 Actual	Fiscal Year 2017 Actual	Fiscal Year 2018 Actual	Fiscal Year 2019 Actual	Fiscal Year 2020 Actual	Fiscal Year 2021 Actual	Fiscal Year 2022 Adopted	Fiscal Year 2022 Actual	Fiscal Year 2023 Adopted	Fiscal Year 2023 Actual	Fiscal Year 2024 Adopted	Fiscal Year 2024 Amended	Fiscal Year 2024 YTD	Fiscal Year 2024 Estimated	Fiscal Year 2025 Proposed	Fiscal Year 2025 Estimated
Taxes		1,032,305	986,794	1,200,478	1,033,065	1,253,830	1,192,494	2,349,938	1,319,175	2,731,576	1,957,000	2,502,163	2,464,500	2,464,500	1,555,379	2,550,625	2,604,000	2,604,000
Interest Earnings		1,985	3,104	5,516	10,708	43,013	33,179	5,360	0	(28,511)	0	144,414	0	0	87,517	0	0	
Miscellaneous Rev		0	0	0	0	0	0	0	0	0	0	0	0	0	0	0	0	
Transfers In		17,009	15,515	19,653	10,135	11,390	10,773	27,355	0	27,000	0	22,377	0	0	0	0	0	
Less 5%		0	0	0	0	0	0	0	(65,959)		(97,850)		(123,225)	(123,225)		0	(130,200)	
Subtotal		1,051,299	1,005,413	1,225,647	1,053,908	1,308,233	1,236,446	2,382,652	1,253,216	2,730,065	1,859,150	2,668,953	2,341,275	2,341,275	1,642,897	2,550,625	2,473,800	2,604,000
Fund Bal Fwd		0	0	0	0	0	0	0	1,142,114		2,163,384		1,813,112	1,813,112		0	2,727,307	
Fund Bal Fwd-Emergency		0	0	0	0	0	0	0										
Total		**1,051,299**	**1,005,413**	**1,225,647**	**1,053,908**	**1,308,233**	**1,236,446**	**2,382,652**	**2,395,330**	**2,730,065**	**4,022,534**	**2,668,953**	**4,154,387**	**4,154,387**	**1,642,897**	**2,550,625**	**5,201,107**	**2,604,000**
Appropriations:																		
Admin Svcs	78003	4,687	1,674	515	555	594	18,183	44,594	56,884	46,177	105,701	23,549	109,657	109,657	20,368	54,829	58,015	58,015
Information Svs	78010	95,760	95,760	95,760	95,760	95,760	92,169	100,548	100,548	100,548	100,548	100,548	100,548	100,548	67,032	100,548	100,548	100,548
Promo & Advertisment	78020	502,516	746,587	826,533	432,201	653,792	803,004	613,816	986,524	901,177	2,438,851	2,335,371	760,468	760,468	654,948	722,445	1,176,051	1,117,248
Special Events	78030	56,264	15,000	0	4,400	0	0		1,236,399		138,666	6,341	2,600	2,600	2,600	2,600	88,561	17,712
Bricks & Mortar	78040	136,700	122,567	152,248	233,539	304,313	194,011	121,262	0	78,708	176,845		1,131,682	48,632		0	913,322	
Coral Restoration	78041										347,900	184,883		583,050		0	96,050	
Payroll Items	78042									87,209	113,048	134,480	119,832	119,832	96,656	119,832	126,808	126,808
Economic/Natural Disaster Cap.	78043										170,000		170,000	170,000		0	170,000	
Little Duck Key Beach	78044										16,000	15,541	16,800	16,800	9,648	16,800	17,952	17,413
Pine Channel Nature Park	78046										200,000			200,000	177,668	200,000		
Florida Keys Hertiage Trail	78047										100,000	100,000				0		
Veterans Beach	78048										100,000		100,000	100,000		100,000		
Pigeon Key Fire Sprinklers	78049											68,483		300,000				
Special Public Facilities Projects	86542												1,627,825	1,627,825			2,438,825	2,438,825
County Capital Projects	78022									616,442		535						
Total Other		**795,927**	**981,587**	**1,075,057**	**766,455**	**1,054,459**	**1,107,367**	**880,219**	**2,380,355**	**1,830,260**	**4,007,559**	**2,969,731**	**4,139,412**	**4,139,412**	**1,028,921**	**1,317,053**	**5,186,132**	**3,876,570**
Cash Balance																		
Transfers Out	86532	23,290	23,290	23,290	23,290	14,975	17,130	14,975	14,975	14,975	14,975	14,975	14,975	14,975		14,975	14,975	14,975
Contingency																		
Total Misc		23,290	23,290	23,290	23,290	14,975	17,130	14,975	14,975	14,975	14,975	14,975	14,975	14,975	0	14,975	14,975	14,975
Total		**819,217**	**1,004,877**	**1,098,347**	**789,745**	**1,069,434**	**1,124,497**	**895,194**	**2,395,330**	**1,845,235**	**4,022,534**	**2,984,706**	**4,154,387**	**4,154,387**	**1,028,921**	**1,332,028**	**5,201,107**	**3,891,545**
Variance		232,082	536	127,300	264,163	238,800	111,949	1,487,458	0	884,830	0	(315,752)	0	0	613,976	1,218,597	0	(1,287,545)

Fund 119:

TDC District 3 Third Cent

MONROE COUNTY, FLORIDA - BOARD OF COUNTY COMMISSIONERS
BUDGETED REVENUE ANALYSIS
TDC DISTRICT THREE THREE CENT - 119 W end of 7 Mile bridge to Long Key Bridge
FOR THE BUDGET YEAR ENDING SEPTEMBER 30, 2025

	Fiscal Year 2025 Proposed	Fiscal Year 2024 Estimated	Fiscal Year 2024 YTD	Fiscal Year 2024 Amended	Fiscal Year 2024 Adopted	Fiscal Year 2023 Actual	Fiscal Year 2023 Adopted	Fiscal Year 2022 Actual	Fiscal Year 2022 Adopted	Fiscal Year 2021 Actual	Fiscal Year 2020 Actual	Fiscal Year 2019 Actual	Fiscal Year 2018 Actual	Fiscal Year 2017 Actual	Fiscal Year 2016 Actual	Fiscal Year 2015 Actual	Fiscal Year 2014 Actual
Revenues:																	
Tourist Develop. Tax - 2 Cent										393,930	184,160	-	105,753				
Tourist Develop. Tax - 3 Cent	5,130,000	5,586,863	3,214,717	5,558,300	5,558,300	5,686,656	4,341,500	6,191,651	3,247,888	4,756,603	2,748,003	3,147,918	2,019,351	2,848,466	2,913,297	2,617,059	2,181,447
Total Taxes	**5,130,000**	**5,586,863**	**3,214,717**	**5,558,300**	**5,558,300**	**5,686,656**	**4,341,500**	**6,191,651**	**3,247,888**	**5,150,532**	**2,932,163**	**3,147,918**	**2,125,105**	**2,848,466**	**2,913,297**	**2,617,059**	**2,181,447**
Services Tax Coll - Excess Fees																	
Services Clk Circt - Excess Fees																	
Charges for Services	-	-	-	-	-	-	-	-	-	-	-	-	-	-	-	-	-
Investment Income			241,769			360,687		(65,355)		10,183	86,307	105,754	29,013	17,742	8,861	4,515	3,759
Interest-Tax Collector			6,234			9,097		11		491	1,405	3,590	1,975	1,227			84
Total Investment Income	-	-	**248,003**	-	-	**369,784**	-	**(65,344)**	-	**10,674**	**87,712**	**109,344**	**30,989**	**18,969**	**8,861**	**4,515**	**3,843**
Other Miscellaneous Revenue										-	-						
Settlements																	
Total Misc. Revenue	-	-	-	-	-	-	-	-	-	-	-	-	-	-	-	-	-
Subtotal Revenue	**5,130,000**	**5,586,863**	**3,462,720**	**5,558,300**	**5,558,300**	**6,056,439**	**4,341,500**	**6,126,306**	**3,247,888**	**5,161,206**	**3,019,875**	**3,257,262**	**2,156,093**	**2,867,435**	**2,922,158**	**2,621,573**	**2,185,290**
TRSF IN CLK TO BCC-EXCES										-	-				9	6,851	22,184
TRSF IN TC EXCESS FEES						50,837		61,378		54,880	26,932	28,846	21,569	47,095	46,331	36,104	12,838
Total TRSF FM CONST'L OFFICE	-	-	-	-	-	**50,837**	-	**61,378**	-	**54,880**	**26,932**	**28,846**	**21,569**	**47,095**	**46,340**	**42,955**	**35,022**
Fund Balance Forward	10,798,412			6,913,575	6,913,575		3,329,621		2,239,359								
Fund Bal Forward TDC Emerg																	
(LESS 5% Florida Statute)	(256,500)			(277,915)	(277,915)		(217,075)		(162,394)								
Total TDC Dist. Three 3 Cent	**15,671,912**	**5,586,863**	**3,462,720**	**12,193,960**	**12,193,960**	**6,107,276**	**7,454,046**	**6,187,684**	**5,324,853**	**5,216,086**	**3,046,807**	**3,286,109**	**2,177,662**	**2,914,530**	**2,968,498**	**2,664,528**	**2,220,312**

FUND 119 TDC DISTRICT 3, 3 CENT
Fund Balance Forward Calculation

as of 7/01/2024

Fiscal Year	2015 Actual	2016 Actual	2017 Actual	2018 Actual	2019 Actual	2020 Actual	2021 Actual	2022 Adopted	2022 Actual	2023 Adopted	2023 Actual	2024 Adopted	2024 Amended	2024 YTD	2024 Estimated	2025 Proposed	2025 Estimate
Audited Fund Balance Prior Year	1,250,694	1,816,662	2,671,275	3,539,202	3,372,409	4,191,562	4,395,888	7,410,205	6,879,457	7,614,441	9,233,996	9,843,272	10,288,602	10,288,602	9,843,272	9,767,496	9,767,496
Revenue	2,664,528	2,968,498	2,914,530	2,177,662	3,286,109	3,046,807	5,216,086	5,324,853	6,187,684	7,454,046	6,107,276	12,193,960	12,193,960	3,462,720	5,586,863	15,671,912	5,130,000
Expense	2,098,560	2,113,885	2,046,605	2,344,455	2,466,955	2,842,482	2,732,517	5,324,853	3,833,145	7,454,046	5,052,671	12,193,960	12,193,960	1,797,775	5,662,639	15,671,912	11,831,967
Estimated Ending Fund Balance	1,816,662	2,671,275	3,539,200	3,372,409	4,191,562	4,395,888	6,879,457	7,410,205	9,233,996	7,614,441	10,288,602	9,843,272	10,288,602	11,953,547	9,767,496	9,767,496	3,065,529
	565,968	854,613	867,925	(166,793)	819,154	204,325	2,483,569	0	2,354,540	0	1,054,605	0	0	1,664,945	(75,776)	0	(6,701,967)

TDC District 3, Three Cent Special Revenue Fund - 119

Revenues:	Fiscal Year 2015 Actual	Fiscal Year 2016 Actual	Fiscal Year 2017 Actual	Fiscal Year 2018 Actual	Fiscal Year 2019 Actual	Fiscal Year 2020 Actual	Fiscal Year 2021 Actual	Fiscal Year 2022 Adopted	Fiscal Year 2022 Actual	Fiscal Year 2023 Adopted	Fiscal Year 2023 Actual	Fiscal Year 2024 Adopted	Fiscal Year 2024 Amended	Fiscal Year 2024 YTD	Fiscal Year 2024 Estimated	Fiscal Year 2025 Proposed	Fiscal Year 2025 Estimate
Taxes	2,617,059	2,913,297	2,848,466	2,125,105	3,147,918	2,932,163	5,150,532	3,247,888	6,191,651	4,341,500	5,686,656	5,558,300	5,558,300	3,214,717	5,586,863	5,130,000	5,130,000
Interest Earnings	4,515	8,861	18,969	30,989	109,344	87,712	10,674		(65,344)	0	369,784	0	0	248,003	0	0	
Miscellaneous Rev	0	0	0	0	0	0	0		0	0	0	0	0	0	0	0	
Transfers In	42,955	46,340	47,095	21,569	28,846	26,932	54,880		61,378	0	50,837	0	0	0	0	0	
Less 5%						0	0	(162,394)		(217,075)		(277,915)	(277,915)		0	(256,500)	
Subtotal	2,664,528	2,968,498	2,914,530	2,177,662	3,286,109	3,046,807	5,216,086	3,085,494	6,187,684	4,124,425	6,107,276	5,280,385	5,280,385	3,462,720	5,586,863	4,873,500	5,130,000
Fund Bal Fwd						0		2,239,359		3,329,621		6,913,575	6,913,575			10,798,412	
Fund Bal Fwd-Emergency																	
Total	**2,664,528**	**2,968,498**	**2,914,530**	**2,177,662**	**3,286,109**	**3,046,807**	**5,216,086**	**5,324,853**	**6,187,684**	**7,454,046**	**6,107,276**	**12,193,960**	**12,193,960**	**3,462,720**	**5,586,863**	**15,671,912**	**5,130,000**
Appropriations:																	
Admin Svcs 79003	12,018	3,359	1,347	1,443	21,981	38,833	111,898	146,151	113,850	205,617	50,393	352,224	352,224	44,628	105,667	152,365	45,710
Information Svs 79010	168,000	168,000	168,000	168,000	168,000	176,400	176,400	176,400	176,400	176,400	176,400	176,400	176,400	117,600	176,400	176,400	176,400
Promo & Advertisment 79020	1,465,305	1,301,367	1,692,741	1,309,937	1,738,312	1,151,144	1,209,075	2,398,535	2,319,551	4,282,630	3,913,119	1,642,231	1,642,231	1,271,796	1,494,430	2,951,280	2,685,665
Special Events 79030	56,214	55,648	14,800	32,859	19,871	63,256		0		17,200	10,000					114,846	
Bricks & Mortar 79040	380,667	569,154	153,361	815,860	505,196	1,394,124	1,221,549	2,590,172	491,926	400		2,258,951	969,718		2,258,951	886,638	
Economic/Natural Disaster - Fund 119 79041										500,000		500,000	500,000		500,000	500,000	
Not For Profit & Municipality Project 79042										2,258,204	882,864	1,494,755	2,783,988	363,750	1,113,595	3,276,984	1,310,794
Special Public Facilities Projects 86543												5,755,804	5,755,804			7,599,804	7,599,804
County Capital Projects 79043									717,824		6,300						
Total Other	**2,082,204**	**2,097,529**	**2,030,249**	**2,328,099**	**2,453,360**	**2,823,758**	**2,718,922**	**5,311,258**	**3,819,550**	**7,440,451**	**5,039,076**	**12,180,365**	**12,180,365**	**1,797,775**	**5,649,044**	**15,658,317**	**11,818,372**
Cash Balance																	
Transfers Out 86533	16,356	16,356	16,356	16,356	13,595	18,724	13,595	13,595	13,595	13,595	13,595	13,595	13,595		13,595	13,595	13,595
Contingency																	
Total Misc	16,356	16,356	16,356	16,356	13,595	18,724	13,595	13,595	13,595	13,595	13,595	13,595	13,595	0	13,595	13,595	13,595
Total	**2,098,560**	**2,113,885**	**2,046,605**	**2,344,455**	**2,466,955**	**2,842,482**	**2,732,517**	**5,324,853**	**3,833,145**	**7,454,046**	**5,052,671**	**12,193,960**	**12,193,960**	**1,797,775**	**5,662,639**	**15,671,912**	**11,831,967**
Variance	565,968	854,613	867,925	(166,793)	819,154	204,325	2,483,569	0	2,354,539	0	1,054,605	0	0	1,664,945	(75,776)	0	(6,701,967)

Fund 120:

TDC District 4 Third Cent

MONROE COUNTY, FLORIDA - BOARD OF COUNTY COMMISSIONERS

BUDGETED REVENUE ANALYSIS

TDC DISTRICT FOUR THREE CENT - 120 Long Key Bridge to MM 90.939

FOR THE BUDGET YEAR ENDING SEPTEMBER 30, 2025

	Fiscal Year 2025 Proposed	Fiscal Year 2024 Estimated	Fiscal Year 2024 YTD	Fiscal Year 2024 Amended	Fiscal Year 2024 Adopted	Fiscal Year 2023 Actual	Fiscal Year 2023 Adopted	Fiscal Year 2022 Actual	Fiscal Year 2022 Adopted	Fiscal Year 2021 Actual	Fiscal Year 2020 Actual	Fiscal Year 2019 Actual	Fiscal Year 2018 Actual	Fiscal Year 2017 Actual	Fiscal Year 2016 Actual	Fiscal Year 2015 Actual	Fiscal Year 2014 Actual
Revenues:																	
Tourist Develop. Tax - 2 Cent										206,207	121,295	-	70,705				
Tourist Develop. Tax - 3 Cent	2,766,000	3,182,544	1,709,640	3,310,800	3,310,800	3,438,131	2,667,125	3,692,985	1,978,763	2,964,425	1,617,949	1,948,960	1,152,897	1,908,747	1,949,297	1,848,830	1,678,018
Total Taxes	**2,766,000**	**3,182,544**	**1,709,640**	**3,310,800**	**3,310,800**	**3,438,131**	**2,667,125**	**3,692,985**	**1,978,763**	**3,170,633**	**1,739,244**	**1,948,960**	**1,223,602**	**1,908,747**	**1,949,297**	**1,848,830**	**1,678,018**
Services Tax Coll - Excess Fees																	
Services Clk Circt - Excess Fees																	
Charges for Services	**0**	**0**	**0**	**0**	**0**	**0**	**0**	**0**	**0**	**0**	**0**	**0**	**0**	**0**	**0**	**0**	**0**
Interest Income			149,869			232,429		(40,687)		6,164	46,562	58,859	14,765	10,014	5,132	3,484	3,248
Interest-Tax Collector			5,024			7,331		8		396	1,132	2,893	1,592	989	7	4,822	68
Total Investment Income	**0**	**0**	**154,893**	**0**	**0**	**239,760**	**0**	**(40,678)**	**0**	**6,560**	**47,694**	**61,752**	**16,357**	**11,002**	**5,139**	**8,306**	**3,316**
Other Miscellaneous Revenue										0	0						3,723
Settlements										0	0						
Total Misc. Revenue	**0**	**0**	**0**	**0**	**0**	**0**	**0**	**0**	**0**	**0**	**0**	**0**	**0**	**0**	**0**	**0**	**3,723**
Subtotal Revenue	**2,766,000**	**3,182,544**	**1,864,533**	**3,310,800**	**3,310,800**	**3,677,890**	**2,667,125**	**3,652,306**	**1,978,763**	**3,177,194**	**1,786,938**	**2,010,713**	**1,239,958**	**1,919,750**	**1,954,436**	**1,857,135**	**1,685,057**
TRSF IN CLK TO BCC-EXCES										0	0						17,135
TRSF IN TC EXCESS FEES						30,772		36,317		33,386	16,293	17,746	12,182	31,669	30,820	25,567	9,691
Total TRSF FM CONST'L OFFICE	**0**	**0**	**0**	**0**	**0**	**30,772**	**0**	**36,317**	**0**	**33,386**	**16,293**	**17,746**	**12,182**	**31,669**	**30,820**	**25,567**	**26,826**
Fund Balance Forward	6,338,371			3,845,559	3,845,559		2,452,164		1,442,992								
Fund Bal Forward TDC Emerg																	
(LESS 5% Florida Statute)	(138,300)			(165,540)	(165,540)		(133,356)		(98,938)								
Total TDC Dist. Four 3 Cent	**8,966,071**	**3,182,544**	**1,864,533**	**6,990,819**	**6,990,819**	**3,708,663**	**4,985,933**	**3,688,623**	**3,322,817**	**3,210,579**	**1,803,231**	**2,028,459**	**1,252,140**	**1,951,419**	**1,985,256**	**1,882,702**	**1,711,884**

FUND 120 TDC DISTRICT 4, 3 CENT

Fund Balance Forward Calculation

as of 7/01/2024

Fiscal Year	2015 Actual	2016 Actual	2017 Actual	2018 Actual	2019 Actual	2020 Actual	2021 Actual	2022 Adopted	2022 Actual	2023 Adopted	2023 Actual	2024 Adopted	2024 Amended	2024 YTD	2024 Estimated	2025 Proposed	2025 Estimated
Audited Fund Balance Prior Year	1,269,419	1,173,812	1,580,882	1,970,462	1,948,943	2,024,801	2,499,251	2,553,663	4,341,974	5,461,227	5,952,457	7,886,800	6,662,934	6,662,934	7,886,800	9,226,761	9,226,761
Revenue	1,882,702	1,985,256	1,951,419	1,252,141	2,028,458	1,803,231	3,210,579	3,322,817	3,688,623	4,985,933	3,708,662	6,990,819	6,990,819	1,864,533	3,182,544	8,966,071	2,766,000
Expense	1,978,310	1,578,185	1,561,839	1,273,660	1,952,600	1,328,781	1,367,856	3,322,817	2,078,140	4,985,933	2,998,185	6,990,819	6,990,819	1,022,979	1,842,583	8,966,071	6,746,643
Estimated Ending Fund Balance	1,173,812	1,580,882	1,970,462	1,948,943	2,024,801	2,499,251	4,341,974	2,553,663	5,952,457	5,461,226	6,662,934	7,886,800	6,662,934	7,504,488	9,226,761	9,226,761	5,246,118
	(95,607)	407,070	389,580	(21,519)	75,858	474,450	1,842,723	0	1,610,483	0	710,477	0	0	841,554	1,339,961	0	(3,980,643)

TDC District 4, Three Cent Special Revenue Fund - 120

Revenues:		Fiscal Year 2015 Actual	Fiscal Year 2016 Actual	Fiscal Year 2017 Actual	Fiscal Year 2018 Actual	Fiscal Year 2019 Actual	Fiscal Year 2020 Actual	Fiscal Year 2021 Actual	Fiscal Year 2022 Adopted	Fiscal Year 2022 Actual	Fiscal Year 2023 Adopted	Fiscal Year 2023 Actual	Fiscal Year 2024 Adopted	Fiscal Year 2024 Amended	Fiscal Year 2024 YTD	Fiscal Year 2024 Estimated	Fiscal Year 2025 Proposed	Fiscal Year 2025 Estimate
Taxes		1,848,830	1,949,297	1,908,747	1,223,602	1,948,960	1,739,244	3,170,633	1,978,763	3,692,985	2,667,125	3,438,131	3,310,800	3,310,800	1,709,640	3,182,544	2,766,000	2,766,000
Interest Earnings		8,306	5,139	11,003	16,357	61,752	47,694	6,560		(40,678)	0	239,760	0	0	154,893	0	0	
Miscellaneous Rev		0	0	0	0	0	0	0		0	0	0	0	0	0	0	0	
Transfers In		25,567	30,820	31,669	12,182	17,746	16,293	33,386		36,317	0	30,772	0	0	0	0	0	
Less 5%		0	0				0	0	(98,938)		(133,356)		(165,540)	(165,540)		0	(138,300)	
Subtotal		1,882,702	1,985,256	1,951,419	1,252,141	2,028,458	1,803,231	3,210,579	1,879,825	3,688,623	2,533,769	3,708,662	3,145,260	3,145,260	1,864,533	3,182,544	2,627,700	2,766,000
Fund Bal Fwd		0	0				0	0	1,442,992		2,452,164		3,845,559	3,845,559			6,338,371	
Fund Bal Fwd-Emergency		0	0				0	0										
Total		**1,882,702**	**1,985,256**	**1,951,419**	**1,252,141**	**2,028,458**	**1,803,231**	**3,210,579**	**3,322,817**	**3,688,623**	**4,985,933**	**3,708,662**	**6,990,819**	**6,990,819**	**1,864,533**	**3,182,544**	**8,966,071**	**2,766,000**
Appropriations:																		
Admin Svcs	70003	9,890	3,161	870	12,182	12,255	25,859	69,051	86,682	69,447	136,576	34,966	196,723	196,723	28,053	49,181	88,068	52,841
Information Svs	70010	157,500	157,500	157,500	157,500	157,500	165,375	165,375	165,375	165,325	165,375	165,375	165,375	165,375	110,250	165,375	165,375	165,375
Promo & Advertisment	70020	1,365,353	1,195,174	1,217,094	869,708	1,024,235	942,226	901,166	1,371,337	1,318,022	2,279,165	2,186,392	785,615	785,615	692,485	746,334	1,550,912	1,473,366
Special Events	70030	98,489	28,921	73,418	61,919	25,880	0	22,076	24,300		137,700		50,000	50,000			122,632	
Bricks & Mortar	70040	335,054	181,407	100,695	160,078	718,363	182,319	197,187	1,662,121	333,844			1,367,712	12,000		0	0	
Not For Profit & Municipality	70041										1,654,115	598,450	816,015	2,171,727	192,191	868,691	2,306,705	922,682
County Capital Projects	70044									178,500						0		
Economic/Natural Disaster	70045										600,000		600,000	600,000		0	600,000	
Special Public Facilities Projects	86576												2,996,377	2,996,377			4,119,377	4,119,377
Total Other		**1,966,287**	**1,566,162**	**1,549,577**	**1,261,387**	**1,938,233**	**1,315,779**	**1,354,854**	**3,309,815**	**2,065,138**	**4,972,931**	**2,985,183**	**6,977,817**	**6,977,817**	**1,022,979**	**1,829,581**	**8,953,069**	**6,733,641**
Cash Balance																		
Transfers Out	86534	12,023	12,023	12,262	12,273	14,367	13,002	13,002	13,002	13,002	13,002	13,002	13,002	13,002		13,002	13,002	13,002
Contingency																		
Total Misc		12,023	12,023	12,262	12,273	14,367	13,002	13,002	13,002	13,002	13,002	13,002	13,002	13,002	0	13,002	13,002	13,002
Total		**1,978,310**	**1,578,185**	**1,561,839**	**1,273,660**	**1,952,600**	**1,328,781**	**1,367,856**	**3,322,817**	**2,078,140**	**4,985,933**	**2,998,185**	**6,990,819**	**6,990,819**	**1,022,979**	**1,842,583**	**8,966,071**	**6,746,643**
Variance		(95,607)	407,071	389,580	(21,519)	75,858	474,450	1,842,723	0	1,610,483	(0)	710,477	0	0	841,554	1,339,961	0	(3,980,643)

Fund 121:

TDC District 5 Third Cent

MONROE COUNTY, FLORIDA - BOARD OF COUNTY COMMISSIONERS
BUDGETED REVENUE ANALYSIS
TDC DISTRICT FIVE THREE CENT - 121 MM 90.939 to Dade Co. line
FOR THE BUDGET YEAR ENDING SEPTEMBER 30, 2025

	Fiscal Year 2025 Proposed	Fiscal Year 2024 Estimated	Fiscal Year 2024 YTD	Fiscal Year 2024 Amended	Fiscal Year 2024 Adopted	Fiscal Year 2023 Actual	Fiscal Year 2023 Adopted	Fiscal Year 2022 Actual	Fiscal Year 2022 Adopted	Fiscal Year 2021 Actual	Fiscal Year 2020 Actual	Fiscal Year 2019 Actual	Fiscal Year 2018 Actual	Fiscal Year 2017 Actual	Fiscal Year 2016 Actual	Fiscal Year 2015 Actual	Fiscal Year 2014 Actual
Revenues:																	
Tourist Develop. Tax - 2 Cent										324,724	178,822	-	102,975				
Tourist Develop. Tax - 3 Cent	4,656,000	4,840,147	2,857,660	4,820,500	4,820,500	4,803,224	3,721,625	5,357,073	2,686,611	4,152,293	2,272,854	2,811,254	2,243,107	2,370,304	2,215,435	2,103,550	1,836,542
Total Taxes	**4,656,000**	**4,840,147**	**2,857,660**	**4,820,500**	**4,820,500**	**4,803,224**	**3,721,625**	**5,357,073**	**2,686,611**	**4,477,016**	**2,451,677**	**2,811,254**	**2,346,081**	**2,370,304**	**2,215,435**	**2,103,550**	**1,836,542**
Services Tax Coll - Excess Fees																	
Services Clk Circt - Excess Fees																	
Charges for Services	**0**	**0**	**0**	**0**	**0**	**0**	**0**	**0**	**0**	**0**	**0**	**0**	**0**	**0**	**0**	**0**	**0**
Interest Income			132,195			298,298		(54,464)		6,375	67,264	80,151	19,413	11,209	6,578	3,402	2,284
Interest Tax Collector			6,367			9,291		11		501	1,435	3,667	2,018	1,253	0	5,500	86
Total Interest Income	**0**	**0**	**138,562**	**0**	**0**	**307,589**	**0**	**(54,453)**	**0**	**6,876**	**68,698**	**83,818**	**21,431**	**12,462**	**6,578**	**8,902**	**2,369**
Miscellaneous								1		7	(1)						
Settlements																	
Trfs FM Grant Fund-125										4,378							
Total Misc. Revenue	**0**	**0**	**0**	**0**	**0**	**0**	**0**	**1**	**0**	**4,385**	**(1)**	**0**	**0**	**0**	**0**	**0**	**0**
Subtotal Revenue	**4,656,000**	**4,840,147**	**2,996,223**	**4,820,500**	**4,820,500**	**5,110,813**	**3,721,625**	**5,302,621**	**2,686,611**	**4,488,277**	**2,520,375**	**2,895,072**	**2,367,512**	**2,382,767**	**2,222,013**	**2,112,451**	**1,838,911**
TRSF IN CLK TO BCC-EXCES										0	0						18,778
TRSF IN TC EXCESS FEES						42,718		52,537		46,526	21,991	25,062	23,599	38,522	34,762	29,318	10,812
Total TRSF FM CONST'L OFFICE	**0**	**0**	**0**	**0**	**0**	**42,718**	**0**	**52,537**	**0**	**46,526**	**21,991**	**25,062**	**23,599**	**38,522**	**34,762**	**29,318**	**29,590**
Fund Balance Forward	8,242,537			4,794,999	4,794,999		4,322,334		2,440,382								
Fund Bal Fwd TDC Emerg																	
(LESS 5% Florida Statute)	(232,800)			(241,025)	(241,025)		(186,081)		(134,331)								
Total TDC Dist. Four 3 Cent	**12,665,737**	**4,840,147**	**2,996,223**	**9,374,474**	**9,374,474**	**5,153,531**	**7,857,878**	**5,355,158**	**4,992,662**	**4,534,803**	**2,542,365**	**2,920,134**	**2,391,111**	**2,421,289**	**2,256,775**	**2,141,769**	**1,868,501**

FUND 121 TDC DISTRICT 5, 3 CENT

Fund Balance Forward Calculation

as of 7/01/2024

Fiscal Year	2015 Actual	2016 Actual	2017 Actual	2018 Actual	2019 Actual	2020 Actual	2021 Actual	2022 Adopted	2022 Actual	2023 Adopted	2023 Actual	2024 Adopted	2024 Amended	2024 YTD	2024 Estimate	2025 Proposed	2025 Estimate
Audited Fund Balance Prior Year	1,075,075	1,512,303	1,897,983	1,881,997	2,514,777	3,165,705	3,593,015	3,336,412	5,849,991	7,337,811	8,079,586	8,058,387	8,295,487	8,295,487	8,295,487	10,435,876	10,435,876
Revenue	2,141,769	2,256,775	2,421,289	2,391,111	2,920,134	2,542,365	4,534,803	4,992,662	5,355,158	7,857,878	5,153,531	9,374,474	9,374,474	2,996,223	4,890,147	12,665,737	4,656,000
Expense	1,704,541	1,871,095	2,437,275	1,758,331	2,269,207	2,115,055	2,277,827	4,992,662	3,125,563	7,857,878	4,937,630	9,374,474	9,374,474	1,728,892	2,749,758	12,665,737	8,460,777
Estimated Ending Fund Balance	1,512,303	1,897,983	1,881,997	2,514,777	3,165,705	3,593,015	5,849,991	3,336,412	8,079,586	7,337,811	8,295,487	8,058,387	8,295,487	9,565,465	10,435,876	10,435,876	6,631,099
	437,228	385,680	(15,986)	632,780	650,928	427,310	2,256,976	0	2,229,595	(0)	215,901	0	0	1,269,979	2,140,389	0	(3,804,777)

TDC District 5, Three Cent Special Revenue Fund - 121

Revenues:		Fiscal Year 2015 Actual	Fiscal Year 2016 Actual	Fiscal Year 2017 Actual	Fiscal Year 2018 Actual	Fiscal Year 2019 Actual	Fiscal Year 2020 Actual	Fiscal Year 2021 Actual	Fiscal Year 2022 Adopted	Fiscal Year 2022 Actual	Fiscal Year 2023 Adopted	Fiscal Year 2023 Actual	Fiscal Year 2024 Adopted	Fiscal Year 2024 Amended	Fiscal Year 2024 YTD	Fiscal Year 2024 Estimated	Fiscal Year 2025 Proposed	Fiscal Year 2025 Estimated
Taxes		2,103,550	2,215,435	2,370,304	2,346,081	2,811,254	2,451,677	4,477,016	2,686,611	5,357,073	3,721,625	4,803,224	4,820,500	4,820,500	2,857,660	4,840,147	4,656,000	4,656,000
Interest Earnings		8,902	6,578	12,462	21,431	83,818	68,698	6,876		(54,453)	0	307,589	0	0	138,562	50,000	0	
Miscellaneous Rev		0	0	0	0	0	(1)	4,385		1	0	0	0	0	0	0	0	
Transfers In		29,318	34,762	38,522	23,599	25,062	21,991	46,526		52,537	0	42,718	0	0	0	0	0	
Less 5%		0	0	0	0	0	0	0	(134,331)		(186,081)		(241,025)	(241,025)		0	(232,800)	
Subtotal		2,141,769	2,256,775	2,421,289	2,391,111	2,920,134	2,542,365	4,534,803	2,552,280	5,355,158	3,535,544	5,153,531	4,579,475	4,579,475	2,996,223	4,890,147	4,423,200	4,656,000
Fund Bal Fwd									2,440,382		4,322,334		4,794,999	4,794,999			8,242,537	
Fund Bal Fwd-Emergency																		
Total		**2,141,769**	**2,256,775**	**2,421,289**	**2,391,111**	**2,920,134**	**2,542,365**	**4,534,803**	**4,992,662**	**5,355,158**	**7,857,878**	**5,153,531**	**9,374,474**	**9,374,474**	**2,996,223**	**4,890,147**	**12,665,737**	**4,656,000**
Appropriations:																		
Admin Svcs	71003	11,424	2,461	539	573	1,712	45,695	97,916	123,460	94,460	209,419	40,036	247,142	247,142	37,914	61,786	114,082	45,633
Information Svs	71010	149,100	149,100	149,100	149,100	149,100	156,555	156,555	156,555	156,555	156,555	156,555	156,555	156,555	104,370	156,555	156,555	156,555
Promo & Advertisment	71020	1,174,872	1,397,707	1,681,297	940,222	1,620,284	1,628,418	1,474,747	1,980,035	1,808,765	4,305,630	3,987,415	1,496,906	1,496,906	1,180,462	1,377,154	2,503,265	2,303,004
Special Events	71030	123,039	45,004	84,723	87,640	4,286	60,000		0		23,300	20,000					83,172	
Bricks & Mortar	71040	208,683	239,399	484,191	543,372	467,507	198,069	522,291	2,706,294	274,607	1,595,640	462,606	978,643	2,244,836	163,520	673,451	2,700,140	810,042
DAC V Capital Projects	71041												1,686,900	170,707			0	
Payroll Items	71045									66,050	136,016	141,732	339,149	339,149	176,321	339,149	388,074	388,074
Economic/Natural Disaster - Fund 121	71047										800,000		800,000	800,000			800,000	
County Capital Projects	71055									698,809	500,000		500,000	500,000			500,000	
Beach Maintenance - Fund 121	71056										105,000	102,969	117,700	117,700	66,304	115,346	148,970	145,991
Jacobs Aquatic Center	71057													250,000			660,000	
Special Public Facilities Projects	86577												3,025,161	3,025,161			4,585,161	4,585,161
Total Other		1,667,117	1,833,671	2,399,851	1,720,907	2,242,889	2,088,737	2,251,509	4,966,344	3,099,245	7,831,560	4,911,312	9,348,156	9,348,156	1,728,892	2,723,440	12,639,419	8,434,459
Cash Balance																		
Transfers Out	86535	37,424	37,424	37,424	37,424	26,318	26,318	26,318	26,318	26,318	26,318	26,318	26,318	26,318		26,318	26,318	26,318
Contingency																		
Total Misc		37,424	37,424	37,424	37,424	26,318	26,318	26,318	26,318	26,318	26,318	26,318	26,318	26,318	0	26,318	26,318	26,318
Total		**1,704,541**	**1,871,095**	**2,437,275**	**1,758,331**	**2,269,207**	**2,115,055**	**2,277,827**	**4,992,662**	**3,125,563**	**7,857,878**	**4,937,630**	**9,374,474**	**9,374,474**	**1,728,892**	**2,749,758**	**12,665,737**	**8,460,777**
Variance		437,228	385,680	(15,986)	632,780	650,926	427,310	2,256,976	0	2,229,595	(0)	215,901	0	0	1,269,979	2,140,389	0	(3,804,777)

Fund 130:

Impact Fees Fund - Roadway

MONROE COUNTY, FLORIDA - BOARD OF COUNTY COMMISSIONERS
BUDGETED REVENUE ANALYSIS
IMPACT FEES ROADWAYS - 130
FOR THE BUDGET YEAR ENDING SEPTEMBER 30, 2025

Revenues:	Fiscal Year 2025 Proposed Budget	Fiscal Year 2024 Estimate	Fiscal Year 2024 YTD	Fiscal Year 2024 Amended Budget	Fiscal Year 2024 Adopted Budget	Fiscal Year 2023 Actual	Fiscal Year 2023 Adopted Budget	Fiscal Year 2022 Actual	Fiscal Year 2022 Adopted Budget	Fiscal Year 2021 Actual	Fiscal Year 2020 Actual	Fiscal Year 2019 Actual	Fiscal Year 2018 Actual	Fiscal Year 2017 Actual	Fiscal Year 2016 Actual	Fiscal Year 2015 Actual	Fiscal Year 2014 Actual
Misc Interest District 1				2,000	2,000		2,000		2,000			4,255	957	1,946	0	0	187
Misc Interest District 2				6,000	6,000		6,000		6,000			36,608	10,665	0	0	0	4,180
Misc Interest District 3				2,000	2,000		2,000		2,000			2,327	297	1,137	0	0	8,354
Misc Interest Key Colony Beach				500	500		500		500			1,232	360	575			143
Interest Earnings	1,000	500	18,805			30,520		(10,439)		3,673	35,155	(2,251)	0	2,821	9,546	8,651	(1,937)
Countywide Interest							25		25			664	12,802	3,686			1,849
Total Interest Revenue	**1,000**	**500**	**18,805**	**10,500**	**10,500**	**30,520**	**10,525**	**(10,439)**	**10,525**	**3,673**	**35,155**	**42,835**	**25,082**	**10,166**	**9,546**	**8,651**	**12,777**
Misc Impact Fees Roads District 1	20,000	39,397	36,486	20,000	20,000	22,163	40,000	33,103	40,000	69,469	22,898	39,888	33,453	36,816	72,049	77,824	68,598
Misc Impact Fees Roads District 2	1,500	2,532	2,532	2,500	2,500	1,899	5,000	3,798	5,000	1,899	5,697	3,165	5,697	5,697	4,431	2,532	633
Misc Impact Fees Roads District 3	20,000	28,778	29,949	20,000	20,000	31,716	65,000	32,299	65,000	37,770	79,908	63,562	44,734	76,685	50,014	49,857	101,623
Misc Impact Fees Roads District 4																	
Total Impact Fees	**41,500**	**70,707**	**68,967**	**42,500**	**42,500**	**55,778**	**110,000**	**69,200**	**110,000**	**109,138**	**108,504**	**106,616**	**83,885**	**119,198**	**126,494**	**130,213**	**170,854**
Trsf in fm Fund 304- CR905 Bike									0				**0**	**0**	**36,555** **0**	**0**	190,354
Subtotal Revenues	**42,500**	**71,207**	**87,772**	**53,000**	**53,000**	**86,298**	**120,525**	**58,761**	**120,525**	**112,811**	**143,659**	**149,451**	**108,966**	**129,364**	**172,594**	**138,864**	**373,986**
Fund Balance Forward all dist.	**558,140**			**669,842**	**669,842**		**684,344**		**516,069**								
(LESS 5% Florida Statute)	**(2,125)**			**(2,650)**	**(2,650)**		**(6,026)**		**(6,026)**								
Total Impact Fees Roadways	**598,515**	**71,207**	**87,772**	**720,192**	**720,192**	**86,298**	**798,843**	**58,761**	**630,568**	**112,811**	**143,659**	**149,451**	**108,966**	**129,364**	**172,594**	**138,864**	**373,986**

IMPACT FEES ROADWAYS - 130 Fund Balance Calculation **as of 7/01/2024**

Fiscal Year 7/1/2024 11:22	2015 Actual	2016 Actual	2017 Actual	2018 Actual	2019 Actual	2020 Actual	2021 Actual	2022 Adopted	2022 Actual	2023 Adopted	2023 Actual	2024 Adopted	2024 Amended	2024 YTD	2024 Estimate	2025 Proposed	2025 Estimate
Audited Begin Fund Balance	**3,218,283**	**1,365,592**	**1,371,933**	**1,423,814**	**1,532,781**	**1,682,231**	1,533,733	1,188,257	1,188,257	721,027	922,135	794,089	794,089	794,089	794,089	615,296	615,296
Revenue	**138,864**	**172,594**	**129,364**	**108,966**	**149,451**	**143,659**	112,811	630,568	58,761	798,843	86,298	720,192	720,192	87,772	71,207	598,515	67,647
Expense	**1,991,555**	**166,253**	**77,483**	**0**	**0**	**292,158**	**458,286**	630,568	324,883	798,843	214,344	720,192	720,192	0	250,000	598,515	79,686
Estm Ending Fund Balance	**1,365,592**	**1,371,933**	**1,423,814**	**1,532,781**	**1,682,231**	**1,533,733**	**1,188,257**	1,188,257	922,135	721,027	794,089	794,089	794,089	881,861	615,296	615,296	603,256
Difference	(1,852,691)	6,341	51,881	108,966	149,451	(148,499)	(345,475)	(0)	(266,122)	(0)	(128,046)	0	0	87,772	(178,793)	0	(12,039)

District FB Forward Calculation	FY20 Actual Revenue	FY20 Actual Expend	Audited FY20 Fund Bal	FY21 Actual Revenue	FY21 Actual Expend	Audited FY21 Fund Bal	FY22 Actual Revenue	FY22 Actual Expend	Audited FY22 Fund Bal	FY23 Actual Revenue	FY23 Actual Expend	Audited FY23 Ending FB	FY24 Estimate Revenue	FY24 Estimate Expend	Estimated FY24 Ending FB
District 1 (inc Cudjoe Gardens)	**22,898**	14,378	**197,331**	**69,469**	21,946	**244,854**	**33,103**	35,681	**242,276**	**22,163**	214,343	**50,096**	**39,397**	0	**89,493**
District 2 (inc Bimini Bridge)	**5,697**	277,780	**1,012,170**	**1,899**	436,340	**577,729**	**3,798**	289,202	**292,325**	**1,899**	0	**294,224**	**2,532**	0	**296,756**
District 3 (inc Shared Bike Path&CR905 Bike Lanes)	**79,908**	0	**224,917**	**37,770**	0	**262,687**	**32,299**	0	**294,986**	**31,716**	0	**326,702**	**28,778**	250,000	**105,479**
District KCB		0	**43,133**	**0**	0	**43,133**	**0**	0	**43,133**	**0**	0	**43,133**	**0**	0	**43,133**
District Countywide		0	**23,279**	**0**	0	**23,279**	**0**	0	**23,279**	**0**	0	**23,279**	**0**	0	**23,279**
Interest Earned	35,155		**32,902**	3,673		**36,576**	(10,439)		**26,137**	**30,520**	0	**56,656**	**500**	0	**57,156**
Total	**143,659**	**292,158**	**1,533,731**	**112,811**	**458,286**	**1,188,257**	**58,761**	**324,883**	922,135	**86,298**	**214,343**	**794,089**	**71,207**	**250,000**	**615,296**

Appropriations: Operating	Cost Ctr	Actual FY15	Actual FY16	Actual FY17	Actual FY18	Actual FY19	Actual FY20	Actual FY21	Adopted FY22	Actual FY22	Adopted FY23	Actual FY23	Adopted FY24	2024 Amended	YTD FY24	2024 Estimate	2025 Proposed	2025 Estimate
District Countywide	29000	0	0	0	0	0	0	0	22,162		23,303		23,279	23,279		-	24,229	-
District 1	29001	0	73,983	77,483	0	0	0	0	158,223		25,419		20,900	20,900		-	108,493	-
Cudjoe Gardens Trail	29018						14,378	21,946	58,402	35,681	259,602	214,344						
District 2	29002	0	0	0	0	0	0	0	16,483		58,824		302,299	302,299		-	298,181	-
Truman Bridge	29012	0	0	0	0	0	0	0										
Bimini Drive	29017						277,780	436,340		289,202								
District 3	29003	0	0	0	0	0	0	0	333,372		388,087		329,686				44,793	-
KLIII Roadway and Drainage Improver	29019													329,686		250,000	79,686	79,686
Dist 3 Shared Use Path	29014	329,305		0	0	0	0	0										
Dist 3 Shared Use Path	86519	1,053,021		0	0	0	0	0										
Dist 3 CR905 Bike Lanes	29015	609,229	92,270	0	0	0	0	0										
District KCB	29004	0	0	0	0	0	0	0	41,926		43,608		44,028	44,028		-	43,133	
Total		**1,991,555**	**166,253**	**77,483**	**0**	**0**	**292,158**	**458,286**	**630,568**	**324,883**	**798,843**	**214,344**	**720,192**	**720,192**	**0**	**250,000**	**598,515**	**79,686**

Fund 131:

Impact Fees Fund – Parks & Rec

MONROE COUNTY, FLORIDA - BOARD OF COUNTY COMMISSIONERS
BUDGETED REVENUE ANALYSIS
IMPACT FEES PARKS AND RECREATION - 131
FOR THE BUDGET YEAR ENDING SEPTEMBER 30, 2025

	Fiscal Year 2025 Proposed Budget	Fiscal Year 2024 Estimate	Fiscal Year 2024 YTD	Fiscal Year 2024 Amended Budget	Fiscal Year 2024 Adopted Budget	Fiscal Year 2023 Actual	Fiscal Year 2023 Adopted Budget	Fiscal Year 2022 Actual	Fiscal Year 2022 Adopted Budget	Fiscal Year 2021 Actual	Fiscal Year 2020 Actual	Fiscal Year 2019 Actual	Fiscal Year 2018 Actual	Fiscal Year 2017 Actual	Fiscal Year Year 2016 Actual	Fiscal Year 2015 Actual	Fiscal Year 2014 Actual
Revenues:																	
Misc Interest District 1							300		300		5,158	8,075	0	1,012	0	0	360
Misc Interest District 2							600		600		6,265	10,824	0	1,353	0	0	759
Misc Interest District 3							300		300		4,999	1,596	0	748	0	0	249
Interest Earnings		100	19,734			30,062		(8,451)		1,202	(217)	216	5,983	0	2,487	1,456	-261
Total Interest Revenue	**0**	**100**	**19,734**	**0**	**0**	**30,062**	**1,200**	**(8,451)**	**1,200**	**1,202**	**16,205**	**20,711**	**5,983**	**3,113**	**2,487**	**1,456**	**1,106**
Imp Fees Parks & Rec Dist.1	10,000	10,880	6,120	10,000	10,000	11,325	18,000	10,540	18,000	16,660	11,560	20,740	16,320	16,660	46,520	38,845	15,980
Imp Fees Parks & Rec Dist.2	1,000	1,360	1,360	1,000	1,000	1,020	1,200	2,040	1,200	1,020	3,060	1,700	3,400	3,060	2,380	1,020	340
Imp Fees Parks & Rec Dist.3	10,000	12,920	7,820	10,000	10,000	12,345	18,000	15,980	18,000	14,620	12,580	25,160	22,440	27,200	19,040	21,760	42,160
Total Impact Fees	**21,000**	**25,160**	**15,300**	**21,000**	**21,000**	**24,690**	**37,200**	**28,560**	**37,200**	**32,300**	**27,200**	**47,600**	**42,160**	**46,920**	**67,940**	**61,625**	**58,480**
Subtotal Revenues	**21,000**	**25,260**	**35,034**	**21,000**	**21,000**	**54,752**	**38,400**	**20,109**	**38,400**	**33,502**	**43,405**	**68,311**	**48,143**	**50,033**	**70,427**	**63,081**	**59,586**
Fund Bal Fwd District 1	306,329			292,624	292,624		290,684		235,556								
Fund Bal Fwd District 2	306,172			304,813	304,813		302,893		257,068								
Fund Bal Fwd District 3	14,819			242,972	242,972		247,172		228,805								
(LESS 5% Florida Statute)	(1,050)			(1,050)	(1,050)		(1,920)		(1,920)								
Total Impact Fees Parks & Rec.	**647,270**	**25,260**	**35,034**	**860,359**	**860,359**	**54,752**	**877,229**	**20,109**	**757,909**	**33,502**	**43,405**	**68,311**	**48,143**	**50,033**	**70,427**	**63,081**	**59,586**

IMPACT FEES PARKS AND RECREATION - 131 Fund Balance Calculation as of 7/01/2024

Fiscal Year	2015 Actual	2016 Actual	2017 Actual	2018 Actual	2019 Actual	2020 Actual	2021 Actual	2022 Adopted	2022 Actual	2023 Adopted	2023 Actual	2024 Adopted	2024 Amended	2024 YTD	2024 Estimated	2025 Proposed	2025 Estimated
Audited Begin Fund Balance	**503,464**	**566,545**	**623,617**	**648,250**	**696,392**	**764,703**	**808,108**	841,610	841,610	843,090	829,843	855,247	877,446	877,446	877,446	650,234	650,234
Revenue	**63,081**	**70,427**	**50,033**	**48,143**	**68,311**	**43,405**	**33,502**	757,909	20,109	877,229	54,752	860,359	860,359	35,034	25,260	647,270	19,950
Expense	0	**13,355**	**25,400**	-	-	-	-	757,909	31,877	877,229	7,149	860,359	860,359	471,520	252,472	647,270	-
Estm Ending Fund Balance	**566,545**	**623,617**	**648,250**	**696,392**	**764,703**	**808,108**	**841,610**	841,610	829,843	843,090	877,446	855,247	877,446	440,960	650,234	650,234	670,184
Difference	63,081	57,072	24,633	48,143	68,311	43,405	33,502	(0)	(11,767)	(0)	47,603	-	(0)	(436,486)	(227,212)	(0)	19,950

District Fund Balance Calculation	Audited FY19 Fund Bal	FY20 Actual Revenue	FY20 Actual Expend	Audited FY20 Fund Bal	FY21 Actual Revenue	FY21 Actual Expend	Audited FY21 Fund Bal	FY22 Actual Revenue	FY22 Actual Expend	Audited FY22 Fund Bal	FY23 Actual Revenue	FY23 Actual Expend	Audited FY23 Fund Bal	FY24 Estimated Revenue	FY24 Estimated Expend	Estimated FY24 Fund Bal
District 1 inc Bay Pt, Big Cop, Bernstein	240,206	16,718	0	256,924	16,660	0	273,584	10,540	0	284,124	11,325	0	295,449	10,880	0	306,329
District 2 inc Palm Villa	291,408	9,325	0	300,733	1,020	0	301,753	2,040	0	303,793	1,020	0	304,812	1,360	0	306,172
District 3 inc KL Tennis Crts, KL Pickleball	232,873	17,579	0	250,452	14,620	0	265,072	15,980	31,877	249,175	12,345	7,149	254,371	12,920	252,472	14,819
Interest not allocated	217	(217)		0	1,202		1,202	(8,451)		(7,249)	30,062	0	22,813	100	0	22,913
Total	**764,705**	**43,405**	**0**	**808,109**	**33,502**	**0**	**841,611**	**20,109**	**31,877**	**829,843**	**54,752**	**7,149**	**877,446**	**25,260**	**252,472**	**650,234**

Appropriations:		FY15 Actual	FY16 Actual	FY17 Actual	FY18 Actual	FY19 Actual	FY20 Actual	FY21 Actual	FY22 Budget	FY22 Actual	FY23 Budget	FY23 Actual	FY24 Budget	FY24 Amend	FY24 Actual	FY24 Estm	FY25 Prop	FY25 Estm
District 1	29501		-	-	-	-	-	-	252,941		308,069	-	302,124	302,124		-	315,829	-
Bernstein Park	29519	-	-	25,400														
Bay Point Park	29515	-																
Big Coppitt Park	29516	-	13,355															
Bay Pt Tennis Courts	29521																	
BPK Resurface TC	29523																	
Watson Field Resf TC	29524																	
District 2	29502	-	-	-	-	-	-	-	258,778		304,603	-	305,763	305,763	220,702	-	307,122	-
Palm Villa Park	29517																	
District 3	29503	-	-	-	-	-	-	-	67,690		79,557	-	74,621	-		-	24,319	-
Scoreboards HH&KL	29526																	
Sod Ballfields HH&KL	29527																	
New Dugouts HHP	29528																	
KL Resurf Hockey Rink	29525																	
KL Park Lighting	29522																	
KL Park Pickleball Court	29523								178,500	31,877	185,000	7,149	177,851	252,472	250,818	252,472		
Total		-	**13,355**	**25,400**	-	-	-	-	**757,909**	**31,877**	**877,229**	**7,149**	**860,359**	**860,359**	**471,520**	**252,472**	**647,270**	-

Fund 133:

Impact Fees Fund – Solid Waste

MONROE COUNTY, FLORIDA - BOARD OF COUNTY COMMISSIONERS
BUDGETED REVENUE ANALYSIS
IMPACT FEES SOLID WASTE - 133
FOR THE BUDGET YEAR ENDING SEPTEMBER 30, 2025

	Fiscal Year 2024 Proposed Budget	Fiscal Year 2024 Estimate	Fiscal Year 2024 YTD	Fiscal Year 2024 Adopted Budget	Fiscal Year 2023 Actual	Fiscal Year 2023 Adopted Budget	Fiscal Year 2022 Actual	Fiscal Year 2022 Adopted Budget	Fiscal Year 2021 Actual	Fiscal Year 2020 Actual	Fiscal Year 2019 Actual	Fiscal Year 2018 Actual	Fiscal Year 2017 Actual	Fiscal Year 2016 Actual	Fiscal Year 2015 Actual	Fiscal Year 2014 Actual
Revenues:																
Interest Earnings			3,064	300	4,939	300	(1,320)	300	382	2,317	2,943	893	490	344	205	140
Total Interest Revenue	**0**	**0**	**3,064**	**300**	**4,939**	**300**	**(1,320)**	**300**	**382**	**2,317**	**2,943**	**893**	**490**	**344**	**205**	**140**
Misc Impact Fees Solid-Dist 1												768	3,563	3,392	7,554	3,963
Misc Impact Fees Solid-Dist 2												64	512	878	192	64
Misc Impact Fees Solid-Dist 3												512	5,223	3,595	4,531	8,838
Misc Impact Fees Solid-Dist 4												576	512	128	128	576
Total Impact Fees	**0**	**0**	**0**	**0**	**0**	**0**	**0**	**-**	**0**	**0**	**0**	**1,920**	**9,810**	**7,993**	**12,405**	**13,441**
Misc Imp Fees Solid- Waste													128			
Disposition of Fixed Assets							6,007			20,000						
Total Revenues	**0**	**0**	**3,064**	**300**	**4,939**	**300**	**4,687**	**300**	**382**	**22,317**	**2,943**	**2,813**	**10,428**	**8,338**	**12,610**	**13,581**
Non-Operating Sources (FB)	137,615			135,000		128,290		127,892								
(LESS 5% Florida Statute)				(15)		(15)		(15)								
Total Impact Fees Solid Waste	**137,615**	**0**	**3,064**	**135,285**	**4,939**	**128,575**	**4,687**	**128,177**	**382**	**22,317**	**2,943**	**2,813**	**10,428**	**8,338**	**12,610**	**13,581**

IMPACT FEES SOLID WASTE - 133 Fund Balance Calculation as of 7/01/2024

Fiscal Year	**2015 Actual**	**2016 Actual**	**2017 Actual**	**2018 Actual**	**2019 Actual**	**2020 Actual**	**2021 Actual**	2022 Adopted	**2022 Actual**	2023 Adopted	**2023 Actual**	2024 Adopted	**2024 YTD**	2024 Estimated	2025 Proposed	2025 Estimated
Audited Fund Bal Prior Year (CAFR)	**68,159**	**80,769**	**89,106**	**99,534**	**102,347**	**105,290**	**127,607**	127,989	**127,989**	132,676	**132,676**	136,241	**137,615**	137,615	137,615	137,615
Revenue	**12,610**	**8,338**	**10,428**	**2,813**	**2,943**	**22,317**	**382**	128,177	4,687	128,575	4,939	135,285	3,064	0	137,614	0
Expenses	**0**	**0**	**0**	**0**	**0**	**0**	**0**	128,177	0	128,575	0	135,285	0	-	137,615	137,615
Estimated Ending Fund Balance	**80,769**	**89,106**	**99,534**	**102,347**	**105,290**	**127,607**	**127,989**	127,989	**132,676**	**132,676**	**137,615**	**136,241**	**140,679**	**137,615**	**137,614**	**0**
	12,610	8,338	10,428	2,813	2,943	22,317	382	(0)	4,687	0	4,939	0	3,064	0		

Revenues:	**2015 Actual**	**2016 Actual**	**2017 Actual**	**2018 Actual**	**2019 Actual**	**2020 Actual**	**2021 Actual**	2022 Adopted	**2022 Actual**	2023 Adopted	**2023 Actual**	2024 Adopted	**2024 YTD**	2024 Estimated	2025 Proposed	2025 Estimated
Impact Fees	**12,405**	**7,993**	**9,938**	**1,920**	**0**	**0**	**0**	-								
Other Revenue	**205**	**344**	**490**	**893**	**2,943**	**22,317**	**382**	300	4,687	300	4,939	300	3,064	-		
Transfers In																
Subtotal Revenue	12,610	8,338	10,428	2,813	2,943	22,317	382	300	4,687	300	4,939	300	3,064	0	0	0
Less 5%								(15)		(15)		(15)				
Fund Bal Fwd								127,892		128,290		135,000			137,614	
Total	**12,610**	**8,338**	**10,428**	**2,813**	**2,943**	**22,317**	**382**	**128,177**	**4,687**	**128,575**	**4,939**	**135,285**	**3,064**	**0**	**137,614**	**0**
Appropriations:																
Operating 30500	0	0	0	0	0	0	0	128,177	-	128,575	-	135,285		-	137,615	137,615
Cash Balance																
Transfers Out 86524																
Contingency																
Total	**0**	**0**	**0**	**0**	**0**	**0**	**0**	**128,177**	**0**	**128,575**	**0**	**135,285**	**0**	**0**	**137,615**	**137,615**
	12,610	8,338	10,428	2,813	2,943	22,317	382	0	4,687	0	4,939	0	3,064	0	(1)	(137,615)

Fund 135:

Impact Fees Fund – Fire & EMS

MONROE COUNTY, FLORIDA - BOARD OF COUNTY COMMISSIONERS
BUDGETED REVENUE ANALYSIS
IMPACT FEES FIRE and EMS 135
FOR THE BUDGET YEAR ENDING SEPTEMBER 30, 2025

Revenues:	**Fiscal Year 2025 Proposed Budget**	**Fiscal Year 2024 Estimate**	**Fiscal Year 2024 YTD**	**Fiscal Year 2024 Adopted Budget**	**Fiscal Year 2023 Actual**	**Fiscal Year 2023 Adopted Budget**	**Fiscal Year 2022 Actual**	**Fiscal Year 2022 Adopted Budget**	**Fiscal Year 2021 Actual**	**Fiscal Year 2020 Actual**	**Fiscal Year 2019 Actual**	**Fiscal Year 2018 Actual**	**Fiscal Year 2017 Actual**	**Fiscal Year 2016 Actual**	**Fiscal Year 2015 Actual**	**Fiscal Year 2014 Actual**
Interest Earnings - District 1				55		55		55								50
Interest Earnings - District 2				5		5		5								2
Interest Earnings - District 3				65		65		65								54
Interest Earnings - Key Colony Beach				6		6		6								3
Interest Earnings			4,463		6,092		(1,782)		357	3,049	3,696	961	476	312	165	(26)
Total Interest Revenue	**0**	**0**	**4,463**	**131**	**6,092**	**131**	**(1,782)**	131	**357**	**3,049**	**3,696**	**961**	**476**	**312**	**165**	**84**
Misc Impact Fees Fire & EMS Dist. 1	3,500	3,500	4,701	6,500	3,509	6,500	3,557	6,500	11,070	3,690	6,580	5,524	5,575	5,565	11,460	5,961
Misc Impact Fees Fire & EMS Dist. 2	200	250	420	200	315	200	636	200	315	945	525	1,050	1,050	735	210	105
Misc Impact Fees Fire & EMS Dist. 3	2,500	2,500	2,986	7,000	4,042	7,000	4,963	7,000	5,107	5,622	20,572	6,960	8,599	6,403	7,340	14,314
Misc Impact Fees Fire & EMS Dist. 4								-	0	0	152	47	(1)	53	11	47
Total Misc. Impact Fees	**6,200**	**6,250**	**8,107**	**13,700**	**7,866**	**13,700**	**9,156**	13,700	**16,492**	**10,257**	**27,829**	**13,581**	**15,223**	**12,756**	**19,021**	**20,428**
Disposition of Fixed Assets																
Subtotal Revenues	**6,200**	**6,250**	**12,570**	**13,831**	**13,958**	**13,831**	**7,374**	13,831	**16,849**	**13,306**	**31,525**	**14,542**	**15,699**	**13,068**	**19,186**	**20,511**
Fund Balance Fwd - Dist 1	77,000			77,000		76,508		75,102								
Fund Balance Fwd - Dist 2	6,500			6,500		5,865		5,865								
Fund Balance Fwd - Dist 3	94,000			94,000		93,703		88,012								
Fund Balance Fwd - Dist KCB	1,100			1,100		1,263		1,263								
(LESS 5% Florida Statute)	(310)			(692)		(692)		(691)								
Total Impact Fees Fire & EMS	**184,490**	**6,250**	**12,570**	**191,739**	**13,958**	**190,478**	**7,374**	183,381	**16,849**	**13,306**	**31,525**	**14,542**	**15,699**	**13,068**	**19,186**	**20,511**

IMPACT FEES FIRE and EMS- 135 Fund Balance Calculation as of 7/01/2024

Fiscal Year		**2015 Actual**	**2016 Actual**	**2017 Actual**	**2018 Actual**	**2019 Actual**	**2020 Actual**	**2021 Actual**	2022 Adopted	**2022 Actual**	2023 Adopted	**2023 Actual**	2024 Adopted	**2024 YTD**	2024 Estmate	2025 Proposed	2025 Estimate
Audited Fund Bal Prior Year	CAFR	**49,291**	**68,477**	**81,545**	**97,243**	**111,786**	**143,311**	**156,617**	173,466	173,466	186,605	180,840	192,836	194,798	192,836	206,536	206,536
Revenue		**19,186**	**13,068**	**15,699**	**14,542**	**31,525**	**13,306**	**16,849**	186,605	**7,374**	190,478	**13,958**	191,739	**12,570**	13,700	184,490	6,200
Expense		**0**	**0**	**0**	**0**	**0**	**0**	**0**	183,382	-	190,478	-	191,739	-	-	184,490	175,266
Estimated Ending Fund Balance		**68,477**	**81,545**	**97,243**	**111,786**	**143,311**	**156,617**	**173,466**	176,689	180,840	186,605	194,798	192,836	207,367	206,536	206,536	37,470
		19,186	13,068	15,699	14,542	31,525	13,306	16,849	3,223	7,374	0	13,958	0	12,570	13,700	0	(169,066)

Fund Balance Forward Calculation

	FY20 Actual Revenue	FY20 Actual Expend	Audited FY20 Fund Balance	FY21 Actual Revenue	FY21 Actual Expend	Audited FY21 Fund Balance	FY22 Actual Revenue	FY22 Actual Expend	Unaudited FY22 Fund Balance	FY23 Actual Revenue	FY23 Actual Expend	Audited FY23 Fund Balance	FY24 Estimated Revenue	FY24 Estimated Expend	Estimated FY24 Fund Balance
District 1	3,690	-	59,262	11,070	-	70,333	3,557	-	73,890	3,509	-	77,399	3,500	-	80,899
District 2	945	-	5,360	315	-	5,675	636	-	6,311	315	-	6,626	250	-	6,876
District 3	5,622	-	81,947	5,107	-	87,053	4,963	-	92,016	4,042	-	96,058	2,500	-	98,558
District KCB	-	-	1,263	-	-	1,263	-	-	1,263	0	-	1,263		-	1,263
Interest	3,049	-	8,785	357	-	9,142	(1,782)	-	7,360	6,092	-	13,452		-	13,452
Total	**13,306**	**-**	**156,617**	**16,849**	**-**	**173,466**	**7,374**	**-**	**180,840**	**13,958**	**-**	**194,798**	**6,250**	**-**	**201,048**

Appropriations:		**FY15 Actual**	**FY16 Actual**	**FY17 Actual**	**FY18 Actual**	**FY19 Actual**	**FY20 Actual**	**FY21 Actual**	FY22 Adopted	**FY22 Actual**	FY23 Adopted	**FY23 Actual**	FY24 Adopted	**FY24 YTD**	FY24 Estimate	FY25 Prop	FY25 Estimate
District 1	31501	-	-	-	-	-	-	-	81,330	-	82,735	-	83,227		-	80,325	76,309
District 2	31502	-	-	-	-	-	-	-	6,060	-	6,060	-	6,695		-	6,690	6,356
District 3	31503	-	-	-	-	-	-	-	94,723	-	100,415	-	100,711		-	96,375	91,556
District KCB	31504	-	-	-	-	-	-	-	1,269	-	1,268	-	1,106		-	1,100	1,045
District 1 Fire Hydrants	31506														-		
District 3 Fire Hydrants	31507																
District 2 Fire Hydrants	31509																
District KCB Fire Hydrants	31510																
Reserves 135	85566																
Total		-	-	-	-	-	-	-	183,382	-	190,478	-	191,739	-	-	184,490	175,266

Fund 141:

Fire & Ambulance District 1 L&M Key

MONROE COUNTY, FLORIDA - BOARD OF COUNTY COMMISSIONERS
BUDGETED REVENUE ANALYSIS
FIRE & AMBULANCE L&M KEYS - 141
FOR THE BUDGET YEAR ENDING SEPTEMBER 30, 2025

	Fiscal Year 2025 Proposed	Fiscal Year 2024 Estimate	Fiscal Year 2024 YTD	Fiscal Year 2024 Adopted	Fiscal Year 2023 Actual	Fiscal Year 2023 Adopted	Fiscal Year 2022 Actual	Fiscal Year 2022 Adopted	Fiscal Year 2021 Actual	Fiscal Year 2020 Actual	Fiscal Year 2019 Actual	Fiscal Year 2018 Actual	Fiscal Year 2017 Actual
Revenues:													
Ad Valorem Taxes	17,894,577	15,109,000	15,232,291	15,689,512	14,445,700	14,998,405	13,699,070	14,214,218	13,029,339	12,480,298	12,219,009	11,496,974	9,961,979
Delinquent Ad Valorem Taxes	10,000	20,875	10,116	7,500	42,320	40,000	5,389	40,000	40,242	46,595	15,139	19,789	51,174
Total Taxes	**17,904,577**	**15,129,875**	**15,242,407**	**15,697,012**	**14,488,020**	**15,038,405**	**13,704,459**	**14,254,218**	**13,069,581**	**12,526,893**	**12,234,148**	**11,516,763**	**10,013,153**
Payment in Lieu of Taxes		102,206	93,178		82,179		81,036		99,542	106,658	112,473	98,196	108,785
State Shared Rev Pub Safety	35,000	43,250	34,964	35,000	42,603	35,000	31,650	35,000	26,160	30,164	36,360	26,072	37,763
Total Intergovernmental	**35,000**	**145,456**	**128,143**	**35,000**	**124,782**	**35,000**	**112,686**	**35,000**	**125,703**	**136,823**	**148,833**	**124,268**	**146,548**
Services - Prop App. Excess Fees													
Services - Tax Coll Excess Fees													
Services - Public Safety Ambulance	1,000,000	1,096,388	720,872	850,000	1,173,429	650,000	1,044,939	650,000	767,234	573,013	792,684	638,217	656,238
Services - Public Safety Fire Life & Safety Inspection							530						
Services - Public Safety Fire & EMS									80				
Services- Quasi Fee/Chgs		3,800	4,750		5,700		2,375						
Total Charges for Services	**1,000,000**	**1,100,188**	**725,622**	**850,000**	**1,179,129**	**650,000**	**1,047,844**	**650,000**	**767,314**	**573,013**	**792,684**	**638,217**	**656,238**
Investment Income	75,000	91,190	387,576	75,000	448,362	75,000	(34,013)	75,000	19,447	166,944	268,257	84,128	45,636
Interest-Tax Collector	10,000	31,033	26,744	8,000	20,061	8,000	12	8,000	1,161	6,817	12,767	7,137	2,600
Total Interest Earnings	**85,000**	**122,223**	**414,321**	**83,000**	**468,423**	**83,000**	**(34,001)**	**83,000**	**20,608**	**173,761**	**281,024**	**91,264**	**48,237**
Disposit. of Fixed Assets							1,507		16,445	11,225	10,000	1,525	4,521
Donations							5,265		22,000				
Other Miscellaneous Revenues		63,841	63,841		325,460		7,165		10,713	210,426	13,265	4,733	219,366
Other Sources - Reimbursement													
Misc-Other Tuition											11,000		
Total Misc. Revenue	**0**	**63,841**	**63,841**	**0**	**325,460**	**0**	**13,937**	**0**	**49,158**	**221,651**	**34,265**	**6,258**	**223,887**
Trans Fm Grant Fund-125	**0**	**0**	**0**	**0**	**0**	**0**	**0**	**0**	**0**	**0**	**0**	**0**	**0**
Trans Fm 1 cent Infra Fund													
Trans Fm Risk Fund-503													
Trans Fm Fund 125									743,648				
SBCA Lease Purchase													
Trsf in PA-Excess Fees	50,000	61,726		30,000	72,487	30,000	66,791	30,000	45,899	52,056	27,793	30,042	30,915
Trsf in TC-Excess Fees	150,000	193,159		150,000	185,845	150,000	192,782	150,000	200,852	167,837	158,624	171,729	152,523
	200,000	**254,885**	**0**	**180,000**	**258,332**	**180,000**	**259,573**	**180,000**	**990,399**	**219,892**	**186,416**	**201,771**	**183,438**
Subtotal Revenues	**19,224,577**	**16,816,467**	**16,574,333**	**16,845,012**	**16,844,146**	**15,986,405**	**15,104,498**	**15,202,218**	**15,022,762**	**13,852,033**	**13,677,371**	**12,578,541**	**11,271,501**
Non-Operating Sources (FB)	2,275,550			2,120,930		2,007,648		3,241,560					
(LESS 5% Florida Statute)	(961,229)			(833,251)		(790,320)		(751,111)					
Total Fire and Amb District 1	**20,538,898**	**16,816,467**	**16,574,333**	**18,132,691**	**16,844,146**	**17,203,733**	**15,104,498**	**17,692,668**	**15,022,762**	**13,852,033**	**13,677,371**	**12,578,541**	**11,271,501**

Dist. 1 Fire & Ambulance Fund - 141, Fund Balance Forward Calculation as of 7/01/2024

Fiscal Year	2017 Actual	2018 Actual	2019 Actual	2020 Actual	2021 Actual	2022 Adopted	2022 Actual	2023 Adopted	2023 Actual	2024 Adopted	2024 YTD	2024 Estimate	2025 Proposed	2025 Estimate
Audited Fund Balance Prior FY	**5,276,737**	**5,021,011**	**4,325,401**	**4,746,841**	**4,974,286**	5,048,928	**6,169,529**	5,454,502	**6,460,945**	7,624,690	**7,298,815**	7,298,815	7,296,740	7,296,740
Revenues	**11,271,501**	**12,578,541**	**13,677,371**	**13,852,033**	**15,022,762**	17,692,668	**15,104,498**	17,203,733	**16,844,146**	18,132,691	**16,574,333**	16,544,989	20,538,898	18,387,513
Expenses	**11,527,230**	**13,274,151**	**13,255,931**	**13,624,591**	**13,827,519**	17,692,668	**14,813,082**	17,203,733	**16,006,276**	18,132,691	**11,469,693**	16,547,064	20,538,898	19,119,882
Estimated Ending Fund Balance	**5,021,011**	**4,325,401**	**4,746,841**	**4,974,286**	**6,169,529**	5,048,928	**6,460,945**	5,454,502	**7,298,815**	7,624,690	**12,403,455**	7,296,740	7,296,740	6,564,372
	(255,726)	(695,610)	421,440	227,445	1,195,244	0	291,415	(0)	837,870	0	5,104,640	(2,075)	0	(732,369)

*In FY2025, (24) SAFER FTEs cost shift from grant funding to ad-valorem taxes.

Dist. 1 Fire & Ambulance Fund - 141, Budget

Revenues:	2017 Actual	2018 Actual	2019 Actual	2020 Actual	2021 Actual	2022 Adopted	2022 Actual	2023 Adopted	2023 Actual	2024 Adopted	2024 YTD	2024 Estimate	2025 Proposed	2025 Estimate
Taxes	9,961,979	11,496,974	12,219,009	12,480,298	13,029,339	14,214,218	13,699,070	14,998,405	14,445,700	15,689,512	15,232,291	15,109,000	17,894,577	17,250,372
Deliq Taxes	51,174	19,789	15,139	46,595	40,242	40,000	5,389	40,000	42,320	7,500	10,116	20,875	10,000	10,000
Ambulance Revenue	656,238	638,217	792,684	573,013	767,314	650,000	1,044,939	650,000	1,173,429	850,000	720,872	1,096,388	1,000,000	800,000
Other Revenue	418,671	221,790	464,123	532,234	195,469	118,000	95,527	118,000	924,365	118,000	611,054	63,841	120,000	85,000
Subtotal	**11,088,063**	**12,376,770**	**13,490,955**	**13,632,141**	**14,032,364**	15,022,218	**14,844,925**	15,806,405	**16,585,814**	16,665,012	**16,574,333**	16,290,104	19,024,577	18,145,372
Transfers In (Grants & Excess Fees)	183,438	201,771	186,416	219,892	990,399	180,000	259,573	180,000	258,332	180,000	0	254,885	200,000	242,141
Less 5%						(751,111)		(790,320)		(833,251)			(961,229)	
Fund Bal Fwd						3,241,560		2,007,648		2,120,930			2,275,550	
Total	**11,271,501**	**12,578,541**	**13,677,371**	**13,852,033**	**15,022,762**	17,692,668	**15,104,498**	17,203,733	**16,844,146**	18,132,691	**16,574,333**	16,544,989	20,538,898	18,387,513

Appropriations:		2017 Actual	2018 Actual	2019 Actual	2020 Actual	2021 Actual	2022 Adopted	2022 Actual	2023 Adopted	2023 Actual	2024 Adopted	2024 YTD	2024 Estimate	2025 Proposed	2025 Estimate
Fire Rescue Central	11500	10,130,179	12,216,971	11,508,019	11,859,300	12,042,147	14,102,449	12,988,388	14,201,648	14,104,832	14,931,629	10,833,567	14,623,670	14,991,862	14,692,025
SAFER Positions (previously grant funded)	11500													2,468,798	2,419,422
Tax Collector Fees	69001	293,441	396,187	360,448	363,477	382,141	426,427	402,240	454,452	424,272	470,685	444,409	470,685	536,838	517,035
Property Appr. Fees	69201	195,091	206,734	214,354	228,704	229,521	244,395	243,583	278,826	258,062	279,599	191,717	279,599	268,290	268,290
Cash Balance	85520						1,019,548		845,697		877,525			850,000	
Transfers Out	86511	908,519	454,260	1,173,110	1,173,110	1,173,710	1,173,110	1,178,871	1,173,110	1,219,110	1,173,110		1,173,110	1,173,110	1,173,110
Contingency	85520						726,739		250,000		400,143			250,000	50,000
Total		**11,527,230**	**13,274,151**	**13,255,931**	**13,624,591**	**13,827,519**	17,692,668	**14,813,082**	17,203,733	**16,006,276**	18,132,691	**11,469,693**	16,547,064	20,538,898	19,119,882
		(255,729)	(695,610)	421,440	227,442	1,195,244	-	291,416	(0)	837,870	0	5,104,640	(2,075)	0	(732,369)

Fund 147:

Unincorporated Svc Dist. Parks & Rec

MONROE COUNTY, FLORIDA - BOARD OF COUNTY COMMISSIONERS
BUDGETED REVENUE ANALYSIS
UNINC SERV DISTRICT PARKS AND REC - 147
FOR THE BUDGET YEAR ENDING SEPTEMBER 30, 2025

Revenues:	Fiscal Year 2025 Proposed	Fiscal Year 2024 Estimate	Fiscal Year 2024 YTD	Fiscal Year 2024 Adopted	Fiscal Year 2023 Actual	Fiscal Year 2023 Adopted	Fiscal Year 2022 Actual	Fiscal Year 2022 Adopted	Fiscal Year 2021 Actual	Fiscal Year 2020 Actual	Fiscal Year 2019 Actual	Fiscal Year 2018 Actual	Fiscal Year 2017 Actual	Fiscal Year 2016 Actual	Fiscal Year 2015 Actual
Ad Valorem Taxes	3,546,165	3,420,167	3,438,472	3,547,891	2,774,928	2,873,891	2,522,332	2,686,114	2,363,230	2,228,884	2,174,178	1,835,843	1,619,563	1,602,438	1,601,237
Delinquent Ad Valorem Taxes	1,000	4,776	2,261	1,000	3,995	7,500	1,698	7,500	11,290	12,758	3,934	4,236	5,052	2,597	5,978
Total Taxes	**3,547,165**	**3,424,943**	**3,440,733**	**3,548,891**	**2,778,922**	**2,881,391**	**2,524,030**	**2,693,614**	**2,374,520**	**2,241,642**	**2,178,112**	**1,840,079**	**1,624,615**	**1,605,035**	**1,607,216**
Payment in Lieu of Taxes			6,436		6,342		6,060		6,082	6,452	6,927	5,422	6,252	5,674	5,460
State Shared Local Gov 1/2 cent	1,280,000	1,600,089	1,113,190	1,655,533	835,453	1,655,533	885,025	1,060,659	752,465	420,766					
Total Intergovernmental	**1,280,000**	**1,600,089**	**1,113,190**	**1,655,533**	**841,795**	**1,655,533**	**891,085**	**1,060,659**	**758,547**	**427,219**	**6,927**	**5,422**	**6,252**	**5,674**	**5,460**
Services - Parks and Recreation	75,000	97,546	71,640	75,000	108,988	75,000	125,608	75,000	172,348	86,940	0	0	56,560	64,306	37,420
Services - Human Service - Animal Control									60						
Services - Other Property Usage	25,000	33,890	20,131		28,667		17,314		2,397				589	469	
Total Charges for Services	**100,000**	**131,435**	**91,772**	**75,000**	**137,655**	**75,000**	**142,922**	**75,000**	**174,805**	**86,940**	**0**	**0**	**57,149**	**64,775**	**37,420**
Interest Earnings	15,000	17,954	87,484	15,000	115,774	5,000	(17,622)	5,000	4,278	26,358	43,854	13,322	7,011	5,839	4,711
Interest-Tax Collector	2,500	8,597	5,955	2,500	3,862	1,000	2	1,000	206	1,183	2,162	987	406		
Total Investment Income	**17,500**	**26,551**	**93,439**	**17,500**	**119,635**	**6,000**	**(17,620)**	**6,000**	**4,485**	**27,540**	**46,016**	**14,309**	**7,417**	**5,839**	**4,711**
Rents			41,954	25,000	32,477	25,000	18,700	50,000	25,850	24,650	25,224	38,375	44,714	43,445	54,489
Rents-Rowells												180	(2,000)	7,779	2,000
Rents-Bernstein Park						5,000		5,000	0	5,008	13,110				
Disposition of Fixed Assets									3,712	18,430	1,336	2,271		1,560	556
Miscellaneous Revenue					92				198		556			3,984	0
Trfs Fm Grant Fund - 125									25,596						
Total Misc. Revenue	**0**	**0**	**41,954**	**25,000**	**32,569**	**30,000**	**18,700**	**55,000**	**55,357**	**48,088**	**40,226**	**40,826**	**42,714**	**56,768**	**57,044**
Transfer From 1 Cent Infra (304)															
Subtotal Revenues	**4,944,665**	**5,183,017**	**4,781,088**	**5,321,924**	**3,910,576**	**4,647,924**	**3,559,117**	**3,890,273**	**3,367,712**	**2,831,429**	**2,271,281**	**1,900,637**	**1,738,146**	**1,738,090**	**1,711,851**
Trsf in Property App Excess Fees							12,297		8,316	9,304					
Trsf in Tax Coll Excess Fees		35,000			35,616		35,604		36,651	30,111	28,375	27,549	24,818	24,188	23,434
Non-Operating Sources (FB)	979,804			930,124		72,170		467,279							
(LESS 5% Florida Statute)	(247,234)			(266,096)		(232,396)		(194,514)							
Tot Uninc. Serv Dist. Pks & Rec	**5,677,235**	**5,218,017**	**4,781,088**	**5,985,952**	**3,946,192**	**4,487,698**	**3,607,017**	**4,163,038**	**3,412,679**	**2,870,844**	**2,299,656**	**1,928,186**	**1,762,964**	**1,762,279**	**1,735,286**

UNINCORPORATED SERV DISTRICT PARKS AND RECREATION - 147, Fund Balance Forward as of 7/01/2024

Fiscal Year	2015 Actual	2016 Actual	2017 Actual	2018 Actual	2019 Actual	2020 Actual	2021 Actual	2022 Adopted	2022 Actual	2023 Adopted	2023 Actual	2024 Adopted	2024 YTD	2024 Estimate	2025 Proposed	2025 Estimate
Audited Fund Balance Prior FY	986,259	1,042,836	966,974	725,252	771,399	680,618	1,129,894	1,855,506	1,855,506	2,010,759	1,879,743	1,801,865	1,722,891	1,722,891	1,593,015	1,593,015
Revenue	1,735,286	1,762,279	1,762,964	1,928,186	2,299,656	2,870,844	3,412,679	4,163,038	3,607,017	4,487,698	3,946,192	5,985,952	4,781,088	5,218,017	5,677,235	4,767,893
Expenses	1,678,708	1,838,143	2,004,687	1,882,039	2,390,438	2,421,570	2,687,067	4,163,038	3,582,781	4,487,698	4,103,044	5,985,952	3,234,977	5,347,893	5,677,235	4,960,246
Estimated Ending Fund Balance	1,042,836	966,974	725,252	771,399	680,618	1,129,894	1,855,506	1,855,506	1,879,743	2,010,759	1,722,891	1,801,865	3,269,002	1,593,015	1,593,015	1,400,663
	56,577	(75,862)	(241,722)	46,147	(90,782)	449,277	725,612	0	24,237	(0)	(156,852)	0	1,546,111	(129,875)	0	(192,352)

Unincorporated Service District Park and Recreation

Revenues:	2015 Actual	2016 Actual	2017 Actual	2018 Actual	2019 Actual	2020 Actual	2021 Actual	2022 Adopted	2022 Actual	2023 Adopted	2023 Actual	2024 Adopted	2024 YTD	2024 Estimate	2025 Proposed	2025 Estimate
Taxes	1,601,237	1,602,438	1,619,563	1,835,843	2,174,178	2,228,884	2,363,230	2,686,114	2,522,332	2,873,891	2,774,928	3,547,891	3,438,472	3,420,167	3,546,165	3,404,318
Deliq Tax	5,978	2,597	5,052	4,236	3,934	12,758	11,290	7,500	1,698	7,500	3,995	1,000	2,261	4,776	1,000	950
Services - Parks and Recreation	37,420	64,306	56,560	0	0	86,940	174,805	75,000	142,922	75,000	137,655	75,000	91,772	131,435	100,000	95,000
Rents	56,489	51,224	42,714	40,826	40,226	48,088	55,357	55,000	18,700	30,000	32,477	25,000	41,954	0	0	0
Other Revenue	10,727	17,526	14,257	19,731	52,943	454,759	763,031	1,066,659	873,465	1,661,533	961,522	1,673,033	1,206,629	1,626,639	1,297,500	1,232,625
Subtotal	1,711,851	1,738,090	1,738,146	1,900,637	2,271,281	2,831,429	3,367,712	3,890,273	3,559,117	4,647,924	3,910,576	5,321,924	4,781,088	5,183,017	4,944,665	4,732,893
Transfers In (Grants & Excess Fees)	23,434	24,188	24,818	27,549	28,375	39,415	44,967		47,900		35,616			35,000		35,000
Less 5% Fl Statute								(194,514)		(232,396)		(266,096)			(247,234)	
Fund Bal Fwd								467,279		72,170		930,124			979,804	
Total Revenues	1,735,286	1,762,279	1,762,964	1,928,186	2,299,656	2,870,844	3,412,679	4,163,038	3,607,017	4,487,698	3,946,192	5,985,952	4,781,088	5,218,017	5,677,235	4,767,893

Appropriations:		2015 Actual	2016 Actual	2017 Actual	2018 Actual	2019 Actual	2020 Actual	2021 Actual	2022 Adopted	2022 Actual	2023 Adopted	2023 Actual	2024 Adopted	2024 YTD	2024 Estimate	2025 Proposed	2025 Estimate
Unicorporated Parks & Beaches	20503	1,314,361	1,421,681	1,593,170	1,622,209	2,119,492	1,981,634	2,405,334	3,266,004	2,966,218	3,446,763	3,469,778	4,263,725	2,689,882	3,922,627	3,983,654	3,664,962
Recreation	20527												509,313	188,326	468,568	402,620	258,153
School Board ILA Sugarloaf	20524	21,579	26,500	21,053	25,790	26,952	32,000	32,000	32,000	32,000	32,000	32,000	32,000	16,000	32,000	32,000	32,000
Jacobs Aquatic Center	20531	180,000	180,000	180,000	180,000	180,000	180,000	180,000	180,000	178,500	192,600	188,182	500,000	239,997	495,000	570,800	570,800
Tax Collector	69019		47,194	47,696	54,040	63,993	65,168	69,733	80,583	74,287	86,217	81,308	106,437	100,771	97,922	106,385	102,555
Property Appraiser	69208																
Cash Balance	85524								182,675		308,342		132,770			150,000	
Transfers Out	86514	162,768	162,768	162,768			162,768	0	331,776	331,776	331,776	331,776	331,776		331,776	331,776	331,776
Contingency	85524								90,000		90,000		109,931			100,000	
Total		1,678,708	1,838,143	2,004,687	1,882,039	2,390,438	2,421,570	2,687,067	4,163,038	3,582,781	4,487,698	4,103,044	5,985,952	3,234,977	5,347,893	5,677,235	4,960,246
		56,578	(75,865)	(241,723)	46,147	(90,782)	449,274	725,612	0	24,237	(0)	(156,852)	0	1,546,111	(129,875)	0	(192,352)

Fund 148:

MSTD – Planning/Building/Code/Fire Mar.

MONROE COUNTY, FLORIDA - BOARD OF COUNTY COMMISSIONERS
BUDGETED REVENUE ANALYSIS
PLANNING, BUILDING, ZONING - 148
FOR THE FISCAL YEAR ENDING SEPTEMBER 30, 2025

	Fiscal Year 2025 Proposed	Fiscal Year 2024 Estimate	Fiscal Year 2024 YTD	Fiscal Year 2024 Amended	Fiscal Year 2024 Adopted	Fiscal Year 2023 Actual	Fiscal Year 2023 Adopted	Fiscal Year 2022 Actual	Fiscal Year 2022 Adopted	Fiscal Year 2021 Actual	Fiscal Year 2020 Actual	Fiscal Year 2019 Actual	Fiscal Year 2018 Actual	Fiscal Year 2017 Actual	Fiscal Year 2016 Actual	Fiscal Year 2015 Actual	Fiscal Year 2014 Actual
Revenues:																	
Ad Valorem Taxes															0		253,462
Delinquent Ad Valorem Taxes	380,951														0		997
Local Comm Serv. Taxes (State Estm)	500,000	491,963	362,929	500,000	500,000	677,826	438,423	500,157	510,000	487,137	487,925	527,555	585,882	610,480	646,077	657,975	680,307
Total Taxes	**880,951**	**491,963**	**362,929**	**500,000**	**500,000**	**677,826**	**438,423**	**500,157**	**510,000**	**487,137**	**487,925**	**527,555**	**585,882**	**610,480**	**646,077**	**657,975**	**934,765**
Permits		190	190														
Pymt in Lieu of Taxes			962			948		905		909	964	1,035	810	933	849	816	1,088
State Shared Revenue 1/2 cnt tx	3,360,000	5,120,283	3,562,208	5,335,494	5,335,494	2,840,541	4,635,494	3,009,089	2,253,901	2,563,913	1,788,258	1,374,824	1,270,079	1,805,568	3,334,808	6,012,451	5,570,667
Public Safety																	
Total Intergovernmental	**3,360,000**	**5,120,473**	**3,563,359**	**5,335,494**	**5,335,494**	**2,841,488**	**4,635,494**	**3,009,995**	**2,253,901**	**2,564,821**	**1,789,222**	**1,375,859**	**1,270,889**	**1,806,501**	**3,335,657**	**6,013,268**	**5,571,755**
Services Other - Planning	2,900,000	2,981,951	2,422,060	2,896,870	2,896,870	3,353,304	2,570,486	3,218,745	2,850,000	2,856,096	2,780,745	2,946,194	2,407,744	2,273,074	2,189,291	1,766,563	890,593
Services Other - Life Safety	400,000	489,467	494,552	672,608	672,608	828,430	410,959	388,016	450,000	456,621	496,950	472,944	366,581	377,782	302,616	331,554	33,191
Services Other - Fire Vacation Rental Inspection Fee	20,000	32,700	24,100	20,000	20,000	19,600		20,200									
Services Other - Fire Public Records Requests								25									
Services Other - Fire Life & Safety Inspection Fee	30,000	60,223	57,063	30,000	30,000	48,058		19,035									
Total Charges for Services	**3,350,000**	**3,564,341**	**2,997,775**	**3,619,478**	**3,619,478**	**4,249,391**	**2,981,445**	**3,646,021**	**3,300,000**	**3,312,717**	**3,277,695**	**3,419,138**	**2,774,324**	**2,650,856**	**2,491,907**	**2,098,117**	**923,783**
One time Chrgs & Fees																	
Historic Preservation Fee	1,000	1,600	1,400	2,000	2,000	2,600		3,200		1,800	600	800	4,187	3,200	200		100
Flood Insurance Prgrm - Home																	
Admin Fees Building	500	726	363	1,500	1,500	1,022	5,000	1,504	5,000	1,628	2,223	1,105	11,765	119,111	113,222	71,908	56,447
Services other Salary									-						0	60,787	55,357
Total Charges for Services-Other	**1,500**	**2,326**	**1,763**	**3,500**	**3,500**	**3,622**	**5,000**	**4,704**	**5,000**	**3,428**	**2,823**	**1,905**	**15,952**	**122,311**	**113,422**	**132,695**	**111,904**
Fines Local Ord - Code Enforce	200,000	231,290	192,520	200,000	200,000	243,610	200,000	162,675	200,000	221,234	196,549	274,558	2,206,152	1,562,516	1,101,595	576,091	447,805
Fines Local Ord - Code Vacation Rentals	1,200,000	1,196,712	822,198	1,200,000	1,200,000	1,184,595	2,200,000	1,219,643	2,000,000	2,484,026	1,329,690	1,852,923	181,073				
Total Fines and Forfeitures-Local Ord	**1,400,000**	**1,428,002**	**1,014,717**	**1,400,000**	**1,400,000**	**1,428,205**	**2,400,000**	**1,382,318**	**2,200,000**	**2,705,259**	**1,526,239**	**2,127,482**	**2,387,225**	**1,562,516**	**1,101,595**	**576,091**	**447,805**
Fines Local Ord - False Fire Alarms																	
Total Fire Fines - Local Ord	**0**	**0**	**0**	**0**	**0**	**0**	**0**	**0**	**0**	**0**	**0**	**0**	**0**	**0**	**0**	**0**	**0**
Investment Income	50,000	44,504	110,574	50,000	50,000	308,678	20,000	(40,840)	140,000	18,473	194,347	293,421	88,585	57,855	43,203	26,942	19,243
Interest-Tax Collector															0		16
Disposition of Fixed Assets										8,507	500	5,430	3,874		475	255	
Other Miscellaneous Revenues		932	934			30,110		651		2,238	400	5,120	806	252	1,143	851	7,276
Settlements										54,691							
Transfer from Fund 125										759,635							
Total Misc	**50,000**	**45,436**	**111,508**	**50,000**	**50,000**	**338,788**	**20,000**	**(40,189)**	**140,000**	**843,545**	**195,246**	**303,971**	**93,265**	**58,107**	**44,821**	**28,048**	**26,535**
Subtotal Revenues	**9,042,451**	**10,652,542**	**8,052,052**	**10,908,472**	**10,908,472**	**9,539,321**	**10,480,362**	**8,503,006**	**8,408,901**	**9,916,907**	**7,279,150**	**7,755,911**	**7,127,537**	**6,810,770**	**7,733,480**	**9,506,195**	**8,016,547**
Trsf fm Const'l Officers						13,930	10,000		10,000			4,938	4,801	4,544	8,310	10,221	36,703
Fund Balance Forward	3,761,861			1,922,917	1,922,917		2,604,694		3,839,998								
Less 5%	(452,123)			(545,424)	(545,424)		(502,097)		(420,445)								
Total Planning Build. Zoning	**12,352,189**	**10,652,542**	**8,052,052**	**12,285,965**	**12,285,965**	**9,553,251**	**12,592,959**	**8,503,006**	**11,838,454**	**9,916,907**	**7,279,150**	**7,760,848**	**7,132,338**	**6,815,315**	**7,741,790**	**9,516,415**	**8,053,249**

PLANNING, CODE ENFORCEMENT, FIRE MARSHAL - 148, Fund Balance Forward Calculation as of 7/01/2024

Fiscal Year	2015 Actual	2016 Actual	2017 Actual	2018 Actual	2019 Actual	2020 Actual	2021 Actual	2022 Adopted	2022 Actual	2023 Adopted	2023 Actual	2024 Adopted	2024 Amended	2024 YTD	2024 Estimate	2025 Proposed	2025 Estimate
Audited Fund Balance Prior FY	**7,671,853**	**9,596,209**	**10,280,946**	**9,677,973**	**9,080,223**	**8,598,264**	**6,600,972**	7,016,087	**7,599,635**	6,692,637	**6,291,197**	5,808,958	5,398,816	**5,398,816**	5,398,816	5,236,138	5,236,138
Revenues	**9,516,415**	**7,741,790**	**6,815,315**	**7,132,338**	**7,760,848**	**7,279,150**	**9,916,907**	11,838,454	**8,503,006**	12,592,959	**9,553,251**	12,285,965	12,285,965	**8,052,052**	10,652,542	12,352,189	9,153,575
Expense	**7,592,058**	**7,057,053**	**7,418,289**	**7,730,088**	**8,242,808**	**9,276,439**	**8,918,294**	11,838,454	**9,811,445**	12,592,959	**10,445,632**	12,285,965	12,285,965	**7,478,961**	10,815,220	12,352,189	10,842,833
Estimated Ending Fund Balance	**9,596,209**	**10,280,946**	**9,677,973**	**9,080,223**	**8,598,264**	**6,600,972**	**7,599,635**	7,016,088	**6,291,197**	6,692,637	**5,398,816**	5,808,959	5,398,817	**5,971,907**	5,236,138	5,236,138	3,546,879
	1,924,356	684,737	(602,973)	(597,749)	(481,960)	(1,997,292)	998,663	0	(1,308,437)	0	(892,381)	0	0	573,091	(162,678)	0	(1,689,259)

Revenues:	Fiscal Year 2015 Actual	Fiscal Year 2016 Actual	Fiscal Year 2017 Actual	Fiscal Year 2018 Actual	Fiscal Year 2019 Actual	Fiscal Year 2020 Actual	Fiscal Year 2021 Actual	Fiscal Year 2022 Adopted	Fiscal Year 2022 Actual	Fiscal Year 2023 Adopted	Fiscal Year 2023 Actual	Fiscal Year 2024 Adopted	Fiscal Year 2024 Amended	Fiscal Year 2024 YTD	Fiscal Year 2024 Estimate	Fiscal Year 2025 Proposed	Fiscal Year 2025 Estimated
Taxes	0	0	0	0	0	0	0	0			0	0				380,951	367,237
Deliq Taxes	0	0	0	0	0	0	0	0			0	0					
Local Comm Serv. Taxes	657,975	646,077	610,480	585,882	527,555	487,925	487,137	510,000	500,157	438,423	677,826	500,000	500,000	362,929	491,963	500,000	501,802
State Shared Rev 1/2 cent tax	6,012,451	3,334,808	1,805,568	1,270,079	1,374,824	1,788,258	2,563,913	2,253,901	3,009,089	4,635,494	2,840,541	5,335,494	5,335,494	3,562,208	5,120,283	3,360,000	3,360,000
Other Revenue	2,835,768	3,752,595	4,394,722	5,271,576	5,853,531	5,002,967	6,865,858	5,645,000	4,993,760	5,406,445	6,020,955	5,072,978	5,072,978	4,126,915	5,040,295	4,801,500	4,924,536
Subtotal	9,506,195	7,733,480	6,810,770	7,127,537	7,755,911	7,279,150	9,916,907	8,408,901	8,503,006	10,480,362	9,539,321	10,908,472	10,908,472	8,052,052	10,652,542	9,042,451	9,153,575
Transfers In	10,221	8,310	4,544	4,801	4,938	0	0	10,000		10,000	13,930	0		0			
Less 5%								(420,445)		(502,097)		(545,424)	(545,424)			(452,123)	
Fund Bal Fwd								3,839,998		2,604,694		1,922,917	1,922,917			3,761,861	
Total	**9,516,415**	**7,741,790**	**6,815,315**	**7,132,338**	**7,760,848**	**7,279,150**	**9,916,907**	**11,838,454**	**8,503,006**	**12,592,959**	**9,553,251**	**12,285,965**	**12,285,965**	**8,052,052**	**10,652,542**	**12,352,189**	**9,153,575**

Appropriations:		Fiscal Year 2015 Actual	Fiscal Year 2016 Actual	Fiscal Year 2017 Actual	Fiscal Year 2018 Actual	Fiscal Year 2019 Actual	Fiscal Year 2020 Actual	Fiscal Year 2021 Actual	Fiscal Year 2022 Adopted	Fiscal Year 2022 Actual	Fiscal Year 2023 Adopted	Fiscal Year 2023 Actual	Fiscal Year 2024 Adopted	Fiscal Year 2024 Amended	Fiscal Year 2024 YTD	Fiscal Year 2024 Estimate	Fiscal Year 2025 Proposed	Fiscal Year 2025 Estimate
Fire & Rescue Coord	12000	776,137	718,991	790,250	820,465	927,077	1,159,337	1,307,882	1,329,019	1,302,539	1,422,005	1,409,535	1,773,559	1,773,559	1,198,984	1,738,088	2,167,533	2,124,182
Fire Marshall	14000	380,998	406,240	393,639	481,997	412,101	631,109	760,536	969,509	917,145	1,093,574	888,638	1,092,294	1,092,294	603,791	1,037,679	996,003	946,203
		1,157,135	1,125,231	1,183,889	1,302,463	1,339,178	1,790,447	2,068,418	2,298,528	2,219,685	2,515,579	2,298,173	2,865,853	2,865,853	1,802,775	2,775,767	3,163,536	3,070,385
Growth Mang Admin (less legal)	50001	258,254	304,457	330,740	0													
GIS	50002	190,779	151,039	0														
Planning Dept.	50500	1,144,116	1,238,950	1,627,583	1,980,168	2,050,301	2,583,705	2,317,095	2,767,394	2,668,560	3,022,909	2,827,005	3,345,855	3,345,855	2,266,800	3,178,562	3,416,146	3,245,339
Affordable Housing	50521				2,638	111,037	206,632	15,799	0	91,187	130,454	130,000	139,040	139,040	101,135	139,040	146,514	140,227
Comp Plan	51000	186,275	60,342	0					0									
Planning Commission	51500	73,950	69,541	71,206	60,524	76,015	83,306	82,420	88,409	75,274	27,402	79,449	30,209	88,347	57,500	80,696	88,225	84,331
Environmental Resources	52000	712,867	642,124	768,952	884,310	931,382	882,775	569,444	1,082,654	671,436	1,189,045	989,332	1,408,766	1,408,766	838,619	1,104,312	1,162,240	929,792
Marine Resources		0	0	0	0													
Refunds	54500 & 54506	121,522	99,326	19,827	11,816	22,667	14,754	4,720	20,000	20,801	20,000	31,058	20,000	20,000	16,266	20,000	25,000	25,000
Code Compliance	60500	1,360,117	1,227,999	1,311,073	1,355,102	1,709,365	1,588,062	1,608,534	2,150,052	1,722,819	2,352,378	1,586,422	2,620,025	2,620,025	1,553,218	2,358,023	2,382,925	2,144,633
Pump-out Vessel																		
County Attorney-Growth Mang	67502	512,015	453,690	473,372	0													
Planning Legal	67504				289,276	326,669	365,641	519,115	692,997	640,690	786,212	771,982	818,836	818,836	580,147	802,459	883,422	840,607
Code Compliance Legal	67505				152,531	201,330	229,311	230,854	248,571	257,826	272,901	270,039	307,532	307,532	221,626	304,457	323,547	306,464
Subtotal		4,559,896	4,247,468	4,602,754	4,736,365	5,428,766	5,954,186	5,347,981	7,050,077	6,148,594	7,801,301	6,685,287	8,690,263	8,748,401	5,635,310	7,987,549	8,428,019	7,716,392
Outside Legal Fees	67504-530318	212,774	90,794	34,223	84,796	43,763	92,486		0									
Legal Settlements	01006																	
Building Department*																		
Settlement Agreement																		
Tax Collector Fees	69004	47,116		47	6,699	173	41											
Property Appraiser Fees	69204	36,245	32,879	31,696	33,037	38,081	40,878	41,582	44,277	44,846	51,335	49,592	53,731	53,731	40,876	51,904	60,634	56,056
Cash Balance	85525								883,804		662,976		217,604	217,604			250,000	
Transfers Out-Grants	86509						5,554					19,733						
Transfers Out	86509	1,578,892	1,560,680	1,565,679	1,566,729	1,392,847	1,392,847	1,460,313	1,392,847	1,398,321	1,392,847	1,392,847	0	0				
Contingency	85525								168,921		168,921		458,514	400,376			450,000	
Subtotal		1,875,027	1,684,354	1,631,646	1,691,261	1,474,865	1,531,806	1,501,895	2,489,849	1,443,167	2,276,079	1,462,172	729,849	671,711	40,876	51,904	760,634	56,056
Total		**7,592,058**	**7,057,053**	**7,418,289**	**7,730,088**	**8,242,808**	**9,276,439**	**8,918,294**	**11,838,454**	**9,811,445**	**12,592,959**	**10,445,632**	**12,285,965**	**12,285,965**	**7,478,961**	**10,815,220**	**12,352,189**	**10,842,833**
		1,924,358	684,737	(602,974)	(597,750)	(481,960)	(1,997,289)	998,613	0	(1,308,439)	(0)	(892,381)	0	0	573,091	(162,678)	0	(1,689,259)

Fund 149:

Municipal Policing

MONROE COUNTY, FLORIDA - BOARD OF COUNTY COMMISSIONERS
BUDGETED REVENUE ANALYSIS
MUNICIPAL POLICING - 149
FOR THE BUDGET YEAR ENDING SEPTEMBER 30, 2025

Revenues:	**Fiscal Year 2025 Proposed**	**Fiscal Year 2024 Estimate**	**Fiscal Year 2024 YTD**	**Fiscal Year 2024 Adopted**	**Fiscal Year 2023 Actual**	**Fiscal Year 2023 Adopted**	**Fiscal Year 2022 Actual**	**Fiscal Year 2022 Adopted**	**Fiscal Year 2021 Actual**	**Fiscal Year 2020 Actual**	**Fiscal Year 2019 Actual**	**Fiscal Year 2018 Actual**	**Fiscal Year 2017 Actual**	**Fiscal Year 2016 Actual**	**Fiscal Year 2015 Actual**	**Fiscal Year 2014 Actual**
Ad Valorem Taxes	6,621,976	6,015,192	6,074,324	6,265,825	5,462,818	5,657,500	4,683,552	4,987,608	4,773,041	4,501,811	4,391,291	4,005,788	3,826,268	4,024,114	4,199,018	4,008,496
Delinquent Ad Valorem Taxes	5,000	6,018	4,552	5,000	8,442	15,000	3,594	15,000	23,200	24,720	8,624	9,362	10,620	5,235	21,405	12,689
Total Taxes	**6,626,976**	**6,021,210**	**6,078,877**	**6,270,825**	**5,471,260**	**5,672,500**	**4,687,146**	**5,002,608**	**4,796,240**	**4,526,531**	**4,399,914**	**4,015,150**	**3,836,888**	**4,029,349**	**4,220,422**	**4,021,185**
Services - Excess Fees																
Services - School Cross Guards																
Services - Sheriff																
Services - Prop Appraiser																
Svc - PS City Policing (Marathon & Islamorada Exp)	5,758,081	5,474,291	4,116,264	5,474,291	5,039,156	5,031,612	4,608,088	4,527,260	4,084,273	4,079,543	3,897,443	3,578,356	3,780,045	3,498,473	3,406,038	3,369,260
Total Charges for Services	**5,758,081**	**5,474,291**	**4,116,264**	**5,474,291**	**5,039,156**	**5,031,612**	**4,608,088**	**4,527,260**	**4,084,272**	**4,079,543**	**3,897,443**	**3,578,356**	**3,780,045**	**3,498,473**	**3,406,038**	**3,369,260**
Investment Income	35,000	53,566	98,994	35,000	128,056	20,000	(21,351)	20,000	7,473	38,779	55,734	22,584	16,227	10,933	7,809	5,552
Interest-Tax Collector	5,000	15,197	10,525	5,000	7,056	1,000	(4)	1,000	417	2,389	4,366	2,153	959			168
Total Investment Income	**40,000**	**68,763**	**109,519**	**40,000**	**135,112**	**21,000**	**(21,355)**	**21,000**	**7,890**	**41,167**	**60,100**	**24,737**	**17,186**	**10,933**	**7,809**	**5,720**
Subtotal Revenues	**12,425,057**	**11,564,264**	**10,304,660**	**11,785,116**	**10,645,528**	**10,725,112**	**9,273,879**	**9,550,868**	**8,888,402**	**8,647,241**	**8,357,457**	**7,618,244**	**7,634,118**	**7,538,755**	**7,634,270**	**7,396,165**
Disposition of Fixed Assets																
Donations																
Trsf fm Sheriff					307,602	275,000	(113,090)	275,000	(39,698)	965,457	(158,224)	250,753	194,382	304,054	261,417	233,863
Trsf fm PA	20,000	22,350		20,000	27,422	20,000	22,833	20,000	16,795	18,792	9,972	10,476	11,709	20,869	25,677	20,254
Trsf fm TC	65,000	70,090		65,000	70,122	60,000	66,115	60,000	74,031	60,800	57,320	60,113	58,583	60,728	58,834	54,976
Fund Balance Forward	1,123,697			1,239,246		1,053,933		1,159,003								
Less 5%	(333,349)			(315,541)		(284,675)		(251,180)								
Total Municipal Policing	**13,300,405**	**11,656,704**	**10,304,660**	**12,793,821**	**11,050,674**	**11,849,370**	**9,249,738**	**10,813,691**	**8,939,530**	**9,692,291**	**8,266,526**	**7,939,585**	**7,898,792**	**7,924,406**	**7,980,198**	**7,705,258**

Local Road Patrol Law Enforcement - 149 Fund Balance Forward Calculation as of 7/01/2024

Fiscal Year	2015 Actual	2016 Actual	2017 Actual	2018 Actual	2019 Actual	2020 Actual	2021 Actual	2022 Adopted	2022 Actual	2023 Adopted	2023 Actual	2024 Adopted	2024 YTD	2024 Estimate	2025 Proposed	2025 Estimate
Audited Fund Balance Prior Year	2,038,960	2,368,998	2,412,724	2,229,038	1,741,200	1,438,862	2,378,359	2,767,544	2,565,750	2,598,321	2,210,114	2,224,941	2,523,571	2,224,941	2,174,469	2,174,469
Revenue	7,980,198	7,924,406	7,898,792	7,939,585	8,266,526	9,692,291	8,939,532	10,813,691	9,249,738	11,849,370	11,050,674	12,793,821	10,304,660	11,656,704	13,300,405	12,265,416
Expense	7,650,160	7,880,680	8,082,479	8,427,423	8,568,866	8,752,796	8,752,141	10,813,691	9,605,374	11,849,370	10,737,217	12,793,821	9,816,074	11,707,176	13,300,405	12,230,916
Estimated Ending Fund Balance	2,368,998	2,412,724	2,229,038	1,741,200	1,438,862	2,378,359	2,565,750	2,767,543	2,210,114	2,598,321	2,523,571	2,224,941	3,012,157	2,174,469	2,174,469	2,208,968
	330,038	43,726	(183,686)	(487,837)	(302,338)	939,496	187,391	0	(355,635)	(0)	313,457	0	488,586	(50,472)	0	34,500

Local Road Patrol Law Enforcement - 149, Budget

Revenues:		Fiscal Year 2015 Actual	Fiscal Year 2016 Actual	Fiscal Year 2017 Actual	Fiscal Year 2018 Actual	Fiscal Year 2019 Actual	Fiscal Year 2020 Actual	Fiscal Year 2021 Actual	Fiscal Year 2022 Adopted	Fiscal Year 2022 Actual	Fiscal Year 2023 Adopted	Fiscal Year 2023 Actual	Fiscal Year 2024 Adopted	Fiscal Year 2024 YTD	Fiscal Year 2024 Estimate	Fiscal Year 2025 Proposed	Fiscal Year 2025 Estimate
Taxes		4,199,018	4,024,114	3,826,268	4,005,788	4,391,291	4,501,811	4,773,041	4,987,608	4,683,552	5,657,500	5,462,818	6,265,825	6,074,324	6,015,192	6,621,976	6,383,585
Deliq Taxes		21,405	5,235	10,620	9,362	8,624	24,720	23,200	15,000	3,594	15,000	8,442	5,000	4,552	6,018	5,000	5,000
City Policing		3,406,038	3,498,473	3,780,045	3,578,356	3,897,443	4,079,543	4,084,273	4,527,260	4,608,088	5,031,612	5,039,156	5,474,291	4,116,264	5,474,291	5,758,081	5,758,081
Other Revenue		7,809	10,933	17,186	24,737	60,100	41,167	7,890	21,000	(21,355)	21,000	135,112	40,000	109,519	68,763	40,000	38,000
Transfers In		345,928	385,651	264,674	321,342	(90,931)	1,045,050	51,128	355,000	(24,141)	355,000	405,146	85,000	-	92,440	85,000	80,750
Less 5%									(251,180)		(284,675)		(315,541)			(333,349)	
Subtotal		7,980,198	7,924,406	7,898,792	7,939,585	8,266,526	9,692,291	8,939,532	9,654,688	9,249,738	10,795,437	11,050,674	11,554,575	10,304,660	11,656,704	12,176,708	12,265,416
Fund Bal Fwd									1,159,003		1,053,933		1,239,246			1,123,697	
Total		7,980,198	7,924,406	7,898,792	7,939,585	8,266,526	9,692,291	8,939,532	10,813,691	9,249,738	11,849,370	11,050,674	12,793,821	10,304,660	11,656,704	13,300,405	12,265,416
Appropriations:																	
Sheriff Insurance Unincorp/Layton	04319	403,311	466,889	508,627	646,222	481,855	485,331	529,411	606,983	562,743	649,973	600,226	673,009	504,757	639,359	661,347	628,280
Sheriff Insurance Islamorada	04320	231,077	236,736	237,715	267,102	200,232	202,089	219,721	249,516	231,820	297,913	274,878	308,946	231,710	293,499	303,856	288,663
Sheriff Insurance Marathon	04321	147,501	178,711	209,501	240,088	182,859	181,914	198,444	227,524	210,934	276,834	254,546	285,903	214,427	271,608	281,535	267,458
Sheriff Unincorp/Layton	68608	3,615,482	3,693,924	3,746,461	3,818,162	4,087,503	4,107,385	4,082,808	4,328,436	4,328,436	4,872,244	4,873,003	5,329,868	4,499,671	5,329,868	5,560,865	5,560,865
Sheriff Islamorada	68610	1,636,000	1,673,120	1,718,336	1,748,788	1,818,133	1,881,116	1,867,379	2,118,836	2,118,836	2,355,554	2,360,819	2,616,487	2,204,434	2,616,487	2,780,391	2,780,391
Sheriff Marathon	68611	1,401,955	1,418,726	1,462,686	1,490,972	1,577,404	1,666,389	1,629,542	1,931,384	1,931,384	2,101,311	2,101,699	2,262,955	1,908,014	2,262,955	2,392,299	2,392,299
Total Sheriff		7,435,326	7,668,106	7,883,325	8,211,335	8,347,986	8,524,224	8,527,305	9,462,679	9,384,153	10,553,829	10,465,171	11,477,168	9,563,013	11,413,775	11,980,293	11,917,956
Tax Collector	69007	118,290	118,486	112,755	132,488	129,628	131,672	140,852	149,628	137,950	169,725	160,080	187,975	178,036	178,576	198,660	191,508
Property Appraiser	69207	85,031	82,574	74,884	72,086	76,914	82,562	83,983	89,426	83,270	95,318	97,628	105,776	75,025	100,487	107,114	107,114
Total Other		203,320	201,060	187,640	204,574	206,542	214,234	224,836	239,054	221,221	265,043	257,708	293,751	253,061	279,063	305,774	298,622
Contingency	85545								181,460		100,000		100,000			100,000	
Cash Balance	85545								916,160		916,160		908,564			900,000	
Transfers Out	Various	11,514	11,514	11,514	11,514	14,338	14,338	0	14,338		14,338	14,338	14,338		14,338	14,338	14,338
Total Misc		11,514	11,514	11,514	11,514	14,338	14,338	0	1,111,958	0	1,030,498	14,338	1,022,902	0	14,338	1,014,338	14,338
Total		7,650,160	7,880,680	8,082,479	8,427,423	8,568,866	8,752,796	8,752,141	10,813,691	9,605,374	11,849,370	10,737,217	12,793,821	9,816,074	11,707,176	13,300,405	12,230,916
	Variance	330,038	43,726	(183,686)	(487,837)	(302,340)	939,494	187,391	0	(355,635)	(0)	313,456	0	488,586	(50,472)	0	34,500

Fund 150:

Enhancement Fee

MONROE COUNTY, FLORIDA - BOARD OF COUNTY COMMISSIONERS
BUDGETED REVENUE ANALYSIS
911 ENHANCEMENT FEE - 150
FOR THE BUDGET YEAR ENDING SEPTEMBER 30, 2025

Revenues:	**Fiscal Year 2025 Proposed**	**Fiscal Year 2024 Estimate**	**Fiscal Year 2024 YTD**	**Fiscal Year 2024 Amended**	**Fiscal Year 2024 Adopted**	**Fiscal Year 2023 Actual**	**Fiscal Year 2023 Adopted**	**Fiscal Year 2022 Actual**	**Fiscal Year 2022 Adopted**	**Fiscal Year 2021 Actual**	**Fiscal Year 2020 Actual**	**Fiscal Year 2019 Actual**	**Fiscal Year 2018 Actual**	**Fiscal Year 2017 Actual**	**Fiscal Year 2016 Actual**	**Fiscal Year 2015 Actual**	**Fiscal Year 2014 Actual**
Services - Public Safety Emerg. 911	150,000	108,058	78,846	190,000	190,000	109,921	190,000	120,907	190,000	113,596	147,939	131,374	154,319	164,315	161,642	208,596	222,694
Services - P.S. E-911 Wireless	450,000	407,763	603,704	403,920	375,000	445,195	375,000	445,771	375,000	344,397	463,831	334,318	308,816	297,039	296,533	246,155	226,995
Total Charges for Services	**600,000**	**515,821**	**682,550**	**593,920**	**565,000**	**555,116**	**565,000**	**566,678**	**565,000**	**457,993**	**611,770**	**465,692**	**463,135**	**461,354**	**458,175**	**454,751**	**449,689**
Investment Income	**300**	**1,000**	**2,211**	**300**	**300**	**2,912**	**300**	**37**	**300**	**1,634**	**566**	**956**	**0**	**0**	**295**	**343**	**281**
Other Miscellaneous Revenues																	
Total Misc. Revenue	**0**	**0**		**0**	**0**	**0**	**0**	**0**	**0**	**0**	**0**	**0**	**0**	**0**	**0**	**0**	**0**
Total Interfund Transfers In																	
Subtotal Revenues	**600,300**	**516,821**	**684,761**	**594,220**	**565,300**	**558,028**	**565,300**	**566,715**	**565,300**	**459,628**	**612,336**	**466,648**	**463,135**	**461,354**	**458,470**	**455,094**	**449,970**
Fund Balance Forward	30,015			35,863	35,863		28,265		28,265								
Fund Balance Wireless																	
(LESS 5% Florida Statute)	(30,015)			(28,265)	(28,265)		(28,265)		(28,265)								
Total 911 Enhancement	**600,300**	**516,821**	**684,761**	**601,818**	**572,898**	**558,028**	**565,300**	**566,715**	**565,300**	**459,628**	**612,336**	**466,648**	**463,135**	**461,354**	**458,470**	**455,094**	**449,970**

FUND 150 911 ENHANCEMENT FEE as of 7/01/2024

Fund Balance Forward Calculation	2015 Actual	2016 Actual	2017 Actual	2018 Actual	2019 Actual	2020 Actual	2021 Actual	2022 Adopted	2022 Actual	2023 Adopted	2023 Actual	2024 Adopted	2024 Amended	2024 YTD	2024 Estimated	2025 Proposed	2025 Estimate
Fund Bal *	0	3,300	194	194	194	139	38,535	40,170	1,660	1,660	1,235	35,863	2,235	2,235	2,235	3,235	3,235
Revenue	455,094	458,470	461,354	463,135	466,648	612,336	459,628	565,300	566,715	565,300	558,028	572,898	601,818	682,550	516,821	600,300	532,296
Expenses	458,394	454,977	461,354	463,135	466,703	573,939	496,503	565,300	567,139	565,300	557,028	572,898	601,818	564,726	515,821	600,300	531,296
Estimated Ending Fund Balance	(3,300)	194	194	194	139	38,535	1,660	40,170	1,235	1,660	2,235	35,863	2,235	120,059	3,235	3,235	4,235
	(3,299)	3,493	-	-	(55)	38,397	(36,876)	0	(424)	-	1,000	-	-	117,824	1,000	-	1,000

*** In 2011, CAFR combined 911 Enhancement Fee Fund with the Sheriff's E911 Fund**

****Finance pays the Sheriff as the the money is received, it should wash**

Revenues:	2015 Actual	2016 Actual	2017 Actual	2018 Actual	2019 Actual	2020 Actual	2021 Actual	2022 Adopted	2022 Actual	2023 Adopted	2023 Actual	2024 Adopted	2024 Amend	2024 YTD	2024 Estm	2025 Prop	2025 Estm
Services - RC_00149	208,596	161,642	164,315	154,319	131,374	147,939	113,596	190,000	120,907	190,000	109,921	190,000	190,000	78,846	108,058	150,000	111,300
Services - RC_00150	246,155	296,533	297,039	308,816	334,318	463,831	344,397	375,000	445,771	375,000	445,195	375,000	403,920	603,704	407,763	450,000	419,996
Other Revenue	343	295	-	-	956	566	1,634	300	37	300	2,912	300	300		1,000	300	1,000
Transfers In									-								
Less 5%								(28,265)		(28,265)		(28,265)	(28,265)			(30,015)	
Fund Bal Fwd								28,265		28,265		35,863	35,863			30,015	
Total	**455,094**	**458,470**	**461,354**	**463,135**	**466,648**	**612,336**	**459,628**	565,300	566,715	565,300	558,028	572,898	601,818	682,550	516,821	600,300	532,296

Appropriations:																		
Operating	**10504**	212,114	158,366	164,315	154,319	145,236	136,963	200,198	190,105	121,001	190,105	110,296	197,703	197,703	98,104	108,058	150,105	111,300
Operating	**10506**	246,279	296,611	297,039	308,816	321,468	436,976	296,305	375,195	446,138	375,195	446,732	375,195	404,115	466,622	407,763	450,195	419,996
Cash Balance																		
Transfers Out to Sheriff																		
Contingency																		
Total		**458,394**	**454,977**	**461,354**	**463,135**	**466,703**	**573,939**	**496,503**	565,300	**567,139**	565,300	557,028	572,898	601,818	564,726	515,821	600,300	531,296
		(3,299)	3,493	0	0	(55)	38,397	(36,875)	0	(424)	0	1,000	0	0	117,824	1,000	0	1,000

Fund 152:

Duck Key Security District

MONROE COUNTY, FLORIDA - BOARD OF COUNTY COMMISSIONERS
BUDGETED REVENUE ANALYSIS
DUCK KEY SECURITY DISTRICT - 152
FOR THE BUDGET YEAR ENDING SEPTEMBER 30, 2025

	Fiscal Year 2025 Proposed Budget	Fiscal Year 2024 Estimated Budget	Fiscal Year 2024 YTD	Fiscal Year 2024 Adopted Budget	Fiscal Year 2023 Actual	Fiscal Year 2023 Adopted Budget	Fiscal Year 2022 Actual	Fiscal Year 2022 Adopted Budget	Fiscal Year 2021 Actual	Fiscal Year 2020 Actual	Fiscal Year 2019 Actual	Fiscal Year 2018 Actual	Fiscal Year 2017 Actual	Fiscal Year 2016 Actual	Fiscal Year 2015 Actual	Fiscal Year 2014 Actual
Revenues:																
Del Ad Valorem Taxes												-	-	-	-	23
Special Assessments SVC Vacant	3,976	3,976	3,139	4,424	3,976	4,424	3,814	4,424	4,285	4,670	4,634	4,684	5,049	4,939	4,935	
Special Assessments SVC Improved	115,483	115,483	117,469	114,172	115,483	114,172	113,279	114,172	110,317	107,829	97,406	88,452	79,095	70,920	70,788	75,633
Total Licenses & Permits	**119,459**	**119,459**	**120,608**	**118,596**	**119,459**	**118,596**	**117,093**	**118,596**	**114,602**	**112,499**	**102,040**	**93,135**	**84,144**	**75,858**	**75,723**	**75,656**
Interest Earnings	500	479	9,800	4,500	14,480	4,500	(3,425)	4,500	2,851	7,933	10,332	3,154	1,945	1,704	1,171	964
Interest-Tax Collector		397	210		142				10	60	110	60	22	-	-	4
Total Interest Earnings	**500**	**876**	**10,010**	**4,500**	**14,622**	**4,500**	**(3,425)**	**4,500**	**2,861**	**7,993**	**10,442**	**3,213**	**1,967**	**1,704**	**1,171**	**968**
Special Assessments Security																
Special Assmt Sewer Hookup																
Misc. Revenues																
Total Misc. Revenue	-	-	-	-	-	-	-	-	-	-	-	-	-	-	-	-
Services Tax Coll Excess Fees					438		479		526	**462**	-	-	-	-	**497**	**467**
Subtotal Revenues	**119,959**	**120,335**	**130,618**	**123,096**	**134,519**	**123,096**	**114,147**	**123,096**	**117,988**	**120,954**	**112,482**	**96,348**	**86,111**	**77,563**	**77,391**	**77,091**
Fund Balance Forward	47,139			44,159		103,819		94,159								
(LESS 5% Florida Statute)	(5,998)			(6,155)		(6,155)		(6,155)								
Total Duck Key Sec. Dist.	**161,100**	**120,335**	**130,618**	**161,100**	**134,519**	**220,760**	**114,147**	**211,100**	**117,989**	**120,954**	**112,482**	**96,348**	**86,111**	**77,563**	**77,391**	**77,091**

FUND 152 DUCK KEY SECURITY DISTRICT
Fund Balance Forward Calculation

Fiscal Year	2015 Actual	2016 Actual	2017 Actual	2018 Actual	2019 Actual	2020 Actual	2021 Actual	2022 Adopted	2022 Actual	2023 Adopted	2023 Actual	2024 Adopted	2024 YTD	2024 Estimated	2025 Proposed	2025 Estimated
Audited Fund Bal Prior Year (CAFR)	**392,906**	**405,406**	**415,151**	**369,466**	**322,116**	**338,342**	**353,852**	**340,084**	**340,084**	**345,273**	**345,273**	**368,249**	**368,249**	**368,249**	**374,484**	**374,484**
Revenue	**77,391**	**77,563**	**86,111**	**96,348**	**112,482**	**120,954**	**117,989**	**211,100**	**114,147**	**220,760**	**134,519**	**161,100**	**114,552**	**120,335**	**113,961**	**120,334**
Expenses	**64,891**	**67,818**	**131,796**	**143,699**	**96,257**	**105,442**	**131,757**	**211,100**	**108,958**	**220,760**	**111,543**	**161,100**	**79,209**	**114,100**	**161,100**	**116,100**
Estimated Ending Fund Balance	**405,406**	**415,151**	**369,466**	**322,116**	**338,342**	**353,852**	**340,084**	**340,084**	**345,273**	**345,273**	**368,249**	**368,249**	**403,592**	**374,484**	**327,345**	**378,718**
	12,500	9,745	(45,684)	(47,351)	16,227	15,509	(13,768)	0	5,189	0	22,976	0	35,343	6,235	(47,139)	4,234

as of 7/01/2024

Revenues:	2015 Actual	2016 Actual	2017 Actual	2018 Actual	2019 Actual	2020 Actual	2021 Actual	2022 Adopted	2022 Actual	2023 Adopted	2023 Actual	2024 Adopted	2024 YTD	2024 Estimate	2025 Proposed	2025 Estimated
Special Assesments	75,723	75,858	84,144	93,135	102,040	112,499	114,602	118,596	117,093	118,596	119,459	118,596	114,054	119,459	119,459	119,459
Other Revenue-Interest	1,171	1,704	1,945	3,154	10,332	7,993	2,861	4,500	(3,425)	4,500	14,622	4,500	497	876	500	875
Services Tax Coll Excess Fees	497		22	60	110	462	526		479		438		0			
Less 5%		-						(6,155)		(6,155)		(6,155)			(5,998)	
Subtotal	**77,391**	**77,563**	**86,111**	**96,348**	**112,482**	**120,954**	**117,989**	**116,941**	**114,147**	**116,941**	**134,519**	**116,941**	**114,552**	**120,335**	**113,961**	**120,334**
Fund Bal Fwd								94,159		103,819		44,159		-		
Total	**77,391**	**77,563**	**86,111**	**96,348**	**112,482**	**120,954**	**117,989**	**211,100**	**114,147**	**220,760**	**134,519**	**161,100**	**114,552**	**120,335**	**113,961**	**120,334**
Appropriations:																
Operating 04501	64,891	66,818	130,796	142,699	95,257	104,442	130,757	165,000	107,958	174,660	110,570	115,000	78,209	113,000	115,000	115,000
Tax Collector 69005		1,000	1,000	1,000	1,000	1,000	1,000	1,100	1,000	1,100	973	1,100	1,000	1,100	1,100	1,100
Cash Balance 85527								30,000		30,000		30,000			30,000	
Transfers Out																
Contingency 85527								15,000		15,000		15,000			15,000	
Total	**64,891**	**67,818**	**131,796**	**143,699**	**96,257**	**105,442**	**131,757**	**211,100**	**108,958**	**220,760**	**111,543**	**161,100**	**79,209**	**114,100**	**161,100**	**116,100**
	12,500	9,745	(45,684)	(47,351)	16,225	15,511	(13,768)	0	5,189	0	22,976	0	35,343	6,235	(47,139)	4,234

Fund 153:

Local Housing Assistance Fund

MONROE COUNTY, FLORIDA - BOARD OF COUNTY COMMISSIONERS
BUDGETED REVENUE ANALYSIS
LOCAL HOUSING SHIP ASSISTANCE - 153
FOR THE BUDGET YEAR ENDING SEPTEMBER 30, 2025

Revenues:	**Fiscal Year 2025 Proposed**	**Fiscal Year 2024 Estimate**	**Fiscal Year 2024 YTD**	**Fiscal Year 2024 Adopted**	**Fiscal Year 2023 Actual**	**Fiscal Year 2023 Adopted**	**Fiscal Year 2022 Actual**	**Fiscal Year 2022 Adopted**	**Fiscal Year 2021 Actual**	**Fiscal Year 2020 Actual**	**Fiscal Year 2019 Actual**	**Fiscal Year 2018 Actual**	**Fiscal Year 2017 Actual**	**Fiscal Year 2016 Actual**	**Fiscal Year 2015 Actual**	**Fiscal Year 2014 Actual**
Impact Fee Proviso Funding																
FL Homebuyer Opportunity																
State Shared Econ Env. Doc Stmps	475,000	786,695		475,000	1,068,564	475,000	825,872	475,000	526,649	350,000	350,000	1,440,976	486,419	384,392	15,645	365,717
State Shared Ship IFP Fund																
Total Intergovernmental	**475,000**	**786,695**	**-**	**475,000**	**1,068,564**	**475,000**	**825,872**	**475,000**	**526,649**	**350,000**	**350,000**	**1,440,976**	**486,419**	**384,392**	**15,645**	**365,717**
Investment Income	**5,000**	**5,948**	**70,346**	**10,000**	**104,346**	**10,000**	**(19,250)**	**10,000**	**4,240**	**53,329**	**80,038**	**26,951**	**9,141**	**5,104**	**5,745**	**2,752**
Miscellaneous Revenue																
Misc SHIP Mort. Satisfaction	180,000	574,505	490,495	180,000	758,779	180,000	396,999	180,000	291,196	174,813	171,457	131,010	300,730	115,210	157,670	25,000
Misc Mort. Payment													-	-	102,443	
Other Misc. Revenue	**180,000**	**574,505**	**490,495**	**180,000**	**758,779**	**180,000**	**396,999**	**180,000**	**291,196**	**174,813**	**171,457**	**131,010**	**300,730**	**115,210**	**260,113**	**25,000**
Transfer From Housing -100																
Subtotal Revenues	**660,000**	**1,367,148**	**560,841**	**665,000**	**1,931,689**	**665,000**	**1,203,621**	**665,000**	**822,085**	**578,142**	**601,495**	**1,598,937**	**796,290**	**504,706**	**281,503**	**393,469**
Fund Balance Forward	2,608,927			1,701,841		857,799		857,799								
(LESS 5% Florida Statute)	(33,000)			(33,250)		(33,250)		(33,250)								
Total Local Housing Assist.	**3,235,927**	**1,367,148**	**560,841**	**2,333,591**	**1,931,689**	**1,489,549**	**1,203,621**	**1,489,549**	**822,085**	**578,142**	**601,495**	**1,598,937**	**796,290**	**504,706**	**281,503**	**393,469**

FUND 153 LOCAL HOUSING ASSISTANCE- SHIP, Fund Balance Calculation

as of 7/01/2024

	2015 Actual	2016 Actual	2017 Actual	2018 Actual	2019 Actual	2020 Actual	2021 Actual	2022 Adopted	2022 Actual	2023 Adopted	2023 Actual	2024 Adopted	2024 YTD	2024 Estimated	2025 Proposed	2025 Estimate
Audited Fund Balance	**1,387,095**	**1,218,904**	**1,120,982**	**1,513,702**	**2,843,043**	**2,381,576**	**2,067,952**	1,081,928	**1,701,725**	1,361,563	**2,395,084**	2,741,913	**3,508,973**	3,508,973	3,591,986	3,591,986
Revenue	**281,503**	**504,706**	**796,290**	**1,598,937**	**601,495**	**578,142**	**822,085**	1,489,549	**1,203,621**	1,489,549	**1,931,689**	2,333,591	**560,841**	1,367,148	3,235,927	660,000
Expense	**449,694**	**602,628**	**403,571**	**269,595**	**1,062,962**	**891,765**	**1,188,312**	1,489,549	**510,262**	1,489,549	**817,800**	2,333,591	**1,044,100**	1,284,135	3,235,927	1,412,549
Estimated Ending Fund Balance	**1,218,904**	**1,120,982**	**1,513,702**	**2,843,043**	**2,381,576**	**2,067,952**	**1,701,725**	1,081,928	**2,395,084**	1,361,563	**3,508,973**	2,741,913	**3,025,715**	3,591,986	3,591,986	2,839,438
	(168,191)	(97,922)	392,719	1,329,341	(461,467)	(313,623)	(366,227)	0	693,359	0	1,113,889	0	(483,258)	83,013	0	(752,549)

Budget Projection	2015 Actual	2016 Actual	2017 Actual	2018 Actual	2019 Actual	2020 Actual	2021 Actual	2022 Adopted	2022 Actual	2023 Adopted	2023 Actual	2024 Adopted	2024 YTD	2024 Estimated	2025 Proposed	2025 Estimate
Revenues:																
Fed. Grants																
State Shared	15,645	384,392	486,419	1,440,976	350,000	350,000	526,649	475,000	825,872	475,000	1,068,564	475,000	0	786,695	475,000	475,000
Interest Earnings	5,745	5,104	9,141	26,951	80,038	53,329	4,240	10,000	(19,250)	10,000	104,346	10,000	70,346	5,948	5,000	5,000
Misc-SHIP Mort Satisfy	260,113	115,210	300,730	131,010	171,457	174,813	291,196	180,000	396,999	180,000	758,779	180,000	490,495	574,505	180,000	180,000
Subtotal	**281,503**	**504,706**	**796,290**	**1,598,937**	**601,495**	**578,142**	**822,085**	**665,000**	**1,203,621**	**665,000**	**1,931,689**	**665,000**	**560,841**	**1,367,148**	**660,000**	**660,000**
Less 5%								(33,250)		(33,250)		(33,250)			(33,000)	
Fund Bal Fwd								857,799		857,799		1,701,841			2,608,927	
Total	**281,503**	**504,706**	**796,290**	**1,598,937**	**601,495**	**578,142**	**822,085**	**1,489,549**	**1,203,621**	**1,489,549**	**1,931,689**	**2,333,591**	**560,841**	**1,367,148**	**3,235,927**	**660,000**
Appropriations:																
Operating	449,694	602,628	403,571	269,595	1,062,962	891,765	1,188,312	1,459,549	510,262	1,459,549	817,800	2,303,591	1,044,100	1,284,135	3,205,927	1,412,549
Cash Balance **0%**								15,000		15,000		15,000			15,000	
Transfers Out																
Contingency **0%**								15,000		15,000		15,000			15,000	
Total	**449,694**	**602,628**	**403,571**	**269,595**	**1,062,962**	**891,765**	**1,188,312**	**1,489,549**	**510,262**	**1,489,549**	**817,800**	**2,333,591**	**1,044,100**	**1,284,135**	**3,235,927**	**1,412,549**
	(168,191)	(97,922)	392,719	1,329,342	(461,467)	(313,623)	(366,227)	0	693,359	0	1,113,889	0	(483,258)	83,013	0	(752,549)

Fund 155:

Affordable Housing Initiatives

MONROE COUNTY, FLORIDA - BOARD OF COUNTY COMMISSIONERS
BUDGETED REVENUE ANALYSIS
AFFORDABLE HOUSING INITIATIVES - FUND 155
FOR THE BUDGET YEAR ENDING SEPTEMBER 30, 2025

Revenues:	Fiscal Year 2025 Proposed	Fiscal Year 2024 Estimate	Fiscal Year 2024 YTD	Fiscal Year 2024 Adopted	Fiscal Year 2023 Actual	Fiscal Year 2023 Adopted	Fiscal Year 2022 Actual	Fiscal Year 2022 Amended
In-Lieu Fees		19,610	66,401		43,024		15,232	15,232
Total Licenses & Permits	**-**	**19,610**	**66,401**	**-**	**43,024**	**-**	**15,232**	**15,232**
Investment Income	**-**	**-**	**1,812**	**-**	**713**	**-**	**-**	**-**
Subtotal Revenues	**-**	**19,610**	**68,213**	**-**	**43,737**	**-**	**15,232**	**15,232**
Fund Balance Forward	78,578			15,232		15,232		
(LESS 5% Florida Statute)								
Total Local Housing Assist.	**78,578**	**19,610**	**68,213**	**15,232**	**43,737**	**15,232**	**15,232**	**15,232**

FUND 155 Affordable Housing Initiatives Fund Balance Calculation

as of 7/01/2024

	2022 Amended	**2022 Actual**	2023 Adopted	**2023 Actual**	2024 Adopted	**2024 YTD**	2024 Estimated	2025 Proposed	2025 Estimate
Audited Fund Balance	0	**0**	15,232	**15,232**	15,482	**58,969**	58,969	78,579	78,579
Revenue	15,232	**15,232**	15,232	**43,737**	15,232	**68,213**	19,610	78,578	0
Expense	15,232	**0**	15,232	**0**	15,232	**0**	0	78,578	0
Estimated Ending Fund Balance	0	**15,232**	15,232	**58,969**	15,482	**127,182**	78,579	78,579	78,579

Budget Projection	2022	**2022**	2023	**2023**	2024	**2024**	2024	2025	2025
Revenues:	Amended	**Actual**	Adopted	**Actual**	Adopted	**YTD**	Estimated	Proposed	Estimate
Licenses & Permits	15,232	15,232	-	43,024		66,401	19,610	-	
Interest Earnings		-	-	713	-	1,812	-	-	
Subtotal	**15,232**	**15,232**	**-**	**43,737**	**-**	**68,213**	**19,610**	**-**	**-**
Less 5%									
Fund Bal Fwd			15,232		15,232		-	78,578	
Total	**15,232**	**15,232**	**15,232**	**43,737**	**15,232**	**68,213**	**19,610**	**78,578**	**-**
Appropriations:									
Operating	15,232	-	15,232		15,232		-	78,578	-
Cash Balance									
Transfers Out									
Contingency									
Total	**15,232**	**-**	**15,232**	**-**	**15,232**	**-**	**-**	**78,578**	**-**

Fund 157:

Boating Improvement Fund (BIF)

MONROE COUNTY, FLORIDA - BOARD OF COUNTY COMMISSIONERS
BUDGETED REVENUE ANALYSIS
BOATING IMPROVEMENT FUND - 157
FOR THE BUDGET YEAR ENDING SEPTEMBER 30, 2025

Revenues:	**Fiscal Year 2025 Proposed**	**Fiscal Year 2024 Estimate**	**Fiscal Year 2024 YTD**	**Fiscal Year 2024 Adopted**	**Fiscal Year 2023 Actual**	**Fiscal Year 2023 Adopted**	**Fiscal Year 2022 Actual**	**Fiscal Year 2022 Adopted**	**Fiscal Year 2021 Actual**	**Fiscal Year 2020 Actual**	**Fiscal Year 2019 Actual**	**Fiscal Year 2018 Actual**	**Fiscal Year 2017 Actual**	**Fiscal Year 2016 Actual**	**Fiscal Year 2015 Actual**	**Fiscal Year 2014 Actual**
Federal Grants Econ Environ																
State Grants Econ Environ		98,000	98,000						28,420	52,849			29,622			
Total Intergovernmental	**-**	**98,000**	**98,000**	**-**	**-**	**-**	**-**	**-**	**28,420**	**52,849**			**29,622**			
Serv-Phy Env-DV Restitut		5,900	12,700		885		3,852		11,869							-
Serv-Phy Env-Cnsrvtn																
Services - Cultural Vessel	200,000	207,526	151,187	275,000	215,742	275,000	205,417	275,000	212,546	202,434	273,777	269,404	277,216	282,320	277,764	238,249
Services - Cultural Reg Ord Fees	480,000	488,229	367,160	480,000	538,530	480,000	523,655	480,000	534,894	490,683	487,146	479,867	479,897	488,666	466,784	435,249
Total Charges for Services	**680,000**	**701,655**	**531,047**	**755,000**	**755,157**	**755,000**	**732,924**	**755,000**	**759,308**	**693,117**	**760,923**	**749,271**	**757,113**	**770,986**	**744,547**	**673,497**
Investment Income	**2,000**	**1,978**	**83,748**	**40,000**	**124,925**	**40,000**	**(36,185)**	**40,000**	**7,475**	**66,658**	**88,023**	**27,201**	**13,292**	**9,435**	**6,482**	**5,921**
Other Misc Revenue									0	0	370	-	-	-	7,133	-
Misc Revenue									1,550	15,596	8,631	3,657	7,411	5,202	15,895	2,678
Disposition of Fixed Asset										1,173						
Total Misc Revenues	**-**	**-**	**-**	**-**	**-**	**-**		**-**	**1,550**	**16,770**	**9,001**	**3,657**	**7,411**	**5,202**	**23,028**	**2,678**
Subtotal Revenues	**682,000**	**801,633**	**712,795**	**795,000**	**880,082**	**795,000**	**696,739**	**795,000**	**796,754**	**829,393**	**857,948**	**780,129**	**807,438**	**785,623**	**774,057**	**682,096**
Transfer in fm 125													86,462			
Fund Balance Forward	987,311			912,235		904,114		1,507,291								
(LESS 5% Florida Statute)	(34,100)			(39,750)		(39,750)		(39,750)								
Total Boating Improvement	**1,635,211**	**801,633**	**712,795**	**1,667,485**	**880,082**	**1,659,364**	**696,739**	**2,262,541**	**796,754**	**829,393**	**857,948**	**780,129**	**893,900**	**785,623**	**774,057**	**682,096**

FUND 157 Boating Improvement - Fund Balance Forward Calculation

as of 7/01/2024

Fiscal Year	2015 Actual	2016 Actual	2017 Actual	2018 Actual	2019 Actual	2020 Actual	2021 Actual	2022 Adopted	2022 Actual	2023 Adopted	2023 Actual	2024 Adopted	2024 YTD	2024 Estimate	2025 Proposed	2025 Estimate
Audited Fund Bal Prior Year (CAFR)	**2,428,865**	**2,332,405**	**2,535,591**	**2,799,730**	**3,131,635**	**3,087,828**	**3,339,094**	3,177,485	**3,567,629**	3,675,457	**3,289,416**	3,245,002	**3,511,683**	3,511,683	3,449,000	3,449,000
Revenue	**774,057**	**785,623**	**893,900**	**780,129**	**857,948**	**829,393**	**796,754**	**2,262,541**	**696,739**	**1,659,364**	**880,082**	**1,667,485**	**712,795**	**801,633**	**1,635,211**	**717,706**
Expenses	**870,517**	**582,437**	**629,761**	**448,222**	**901,754**	**578,127**	**568,218**	**2,262,541**	**974,952**	**1,659,364**	**657,815**	**1,667,485**	**285,580**	**864,316**	**1,635,211**	**846,203**
Estimated Ending Fund Balance	**2,332,405**	**2,535,591**	**2,799,730**	**3,131,635**	**3,087,828**	**3,339,094**	**3,567,629**	3,177,485	**3,289,416**	3,675,457	**3,511,683**	3,245,002	**3,938,899**	3,449,000	3,449,000	3,320,503
	(96,460)	203,186	264,139	331,905	(43,808)	251,266	228,535	0	(278,213)	0	222,267	0	427,216	(62,683)	0	(128,497)

Revenues:	2015 Actual	2016 Actual	2017 Actual	2018 Actual	2019 Actual	2020 Actual	2021 Actual	2022 Adopted	2022 Actual	2023 Adopted	2023 Actual	2024 Adopted	2024 YTD	2024 Estimate	2025 Proposed	2025 Estimate
Conserv & Resrc Mgmt Fee																
Services - Cultural Vessel	277,764	282,320	277,216	269,404	273,777	202,434	212,546	275,000	205,417	275,000	215,742	275,000	151,187	207,526	200,000	211,677
Services - Cultural Reg Ord Fees	466,784	488,666	479,897	479,867	487,146	490,683	534,894	480,000	523,655	480,000	538,530	480,000	367,160	488,229	480,000	497,994
Other Revenue	29,510	14,637	136,787	30,857	97,025	136,276	49,314	40,000	(32,333)	40,000	125,810	40,000	194,448	105,878	2,000	8,036
Less 5%								(39,750)		(39,750)		(39,750)			(34,100)	
Subtotal	774,057	785,623	893,900	780,129	857,948	829,393	796,754	755,250	696,739	755,250	880,082	755,250	712,795	801,633	647,900	717,706
Fund Balance Forward								1,507,291		904,114		912,235			987,311	
Total	774,057	785,623	893,900	780,129	857,948	829,393	796,754	2,262,541	696,739	1,659,364	880,082	1,667,485	712,795	801,633	1,635,211	717,706
Appropriations:																
Boating Improvement 62520	363,480	227,955	362,940	243,767	430,478	258,193	262,517	1,174,644	191,593	638,913	145,336	612,116	184,133	312,965	612,116	322,354
BI Fees/Retained Vessel 62613	467,545	259,829	157,556	159,914	53,167	319,935	302,571	537,897	783,359	551,203	505,116	580,369	101,446	551,351	548,095	523,849
Subtotal-Operating	**831,024**	**487,784**	**520,496**	**403,680**	**483,644**	**578,128**	**565,087**	**1,712,541**	**974,952**	**1,190,116**	**650,452**	**1,192,485**	**285,580**	**864,316**	**1,160,211**	**846,203**
Cash Balance 85546								350,000		269,248		275,000			275,000	
Transfers Out	39,493	94,654	109,265	44,542	418,110		3,131				7,363					
Contingency 85546								200,000		200,000		200,000			200,000	
Subtotal-Other Uses	**39,493**	**94,654**	**109,265**	**44,542**	**418,110**	**-**	**3,131**	**550,000**	**-**	**469,248**	**7,363**	**475,000**	**-**	**-**	**475,000**	**-**
Total	**870,517**	**582,437**	**629,761**	**448,222**	**901,754**	**578,127**	**568,218**	**2,262,541**	**974,952**	**1,659,364**	**657,815**	**1,667,485**	**285,580**	**864,316**	**1,635,211**	**846,203**
	(96,460)	203,186	264,139	331,906	(43,807)	251,266	228,535	0	(278,213)	0	222,267	0	427,216	(62,683)	0	(128,497)

Fund 158:

Misc. Special Revenue Fund

MONROE COUNTY, FLORIDA - BOARD OF COUNTY COMMISSIONERS
BUDGETED REVENUE ANALYSIS
MISC. SPECIAL REVENUE - 158
FOR THE FISCAL YEAR ENDING SEPTEMBER 30, 2025

Revenues:	Fiscal Year 2025 Proposed	Fiscal Year 2024 Estimate	Fiscal Year 2024 YTD	Fiscal Year 2024 Amended	Fiscal Year 2024 Adopted	Fiscal Year 2023 Actual	Fiscal Year 2023 Adopted	Fiscal Year 2022 Actual	Fiscal Year 2022 Adopted	Fiscal Year 2021 Actual	Fiscal Year 2020 Actual	Fiscal Year 2019 Actual	Fiscal Year 2018 Actual	Fiscal Year 2017 Actual	Fiscal Year 2016 Actual	Fiscal Year 2015 Actual	Fiscal Year 2014 Actual
Building Permits		37,767	27,218			45,578		39,356		51,612	36,353	42,937	37,211	38,099	55,741	77,488	44,380
Bldg Permits-Bio Educ Fee		390	260			470		580		620	742	56,976	65,646	60,030	67,893	58,913	20,595
BLDG Permits - Fire Educ										12	110	4,990	5,180	4,500	4,800	4,470	
Total Licenses and Permits	-	**38,157**	**27,478**	-	-	**46,048**	-	**39,936**	-	**52,244**	**37,206**	**104,903**	**108,037**	**102,629**	**128,433**	**140,871**	**64,975**
Svcs Ct Technology																	
Svcs Ct Tech-J CT Tech		80,229	62,963			95,031		139,415		177,857	127,636	116,363	112,570	111,620	109,353	111,162	95,898
Svcs Ct Tech-SA CT Tech		48,137	37,778			57,018		83,649		106,714	76,582	69,818	67,542	66,972	65,612	66,697	57,539
Svcs Ct Tech-PD CT Tech		32,091	25,185			38,012		55,766		71,143	51,054	46,545	45,028	44,648	43,741	44,465	38,359
Services-Sheriff																	
Circuit Court																	
Summer Camp Tuition		760	9,490			5,486											
Services Other Planning Fees		539,291	615,018			641,858		816,055	-	-				13,981	40,325	6,349	12,697
Svcs Quasi/Fee Charges	-	**700,508**	**750,434**	-	-	**837,406**	-	**1,094,885**	-	**355,714**	**255,272**	**232,726**	**225,140**	**237,221**	**259,031**	**228,673**	**204,493**
Crim Ct Costs Crime Prevention		58,655	41,046			65,552		49,313		43,660	42,897	43,447	46,471	36,909	41,782	52,344	53,313
Crim Add'l Ct Costs Legal Aid		41,670	28,915			42,829		31,901		26,542	27,153	28,497	29,409	24,620	26,389	34,505	26,283
Crim Add'l Ct Costs Law Library		41,670	28,915			42,829		31,901		26,542	27,153	28,497	29,409	24,620	26,389	34,505	26,283
Crim Add'l Ct Costs Court Sys Upgrd		41,670	28,915			42,829		31,901		26,542	27,153	28,497	29,409	24,620	26,389	34,505	26,283
Crim Add'l Ct Costs Juv Alt		41,670	28,915			42,829		31,901		26,542	27,153	28,497	29,409	24,620	26,389	34,505	26,283
Crim Add'l Ct Costs County Court										-							
Court Related Revenue	-	**225,335**	**156,706**	-	-	**236,869**	-	**176,917**	-	**149,827**	**151,509**	**157,436**	**164,108**	**135,389**	**147,336**	**190,365**	**158,445**
Total Charges for Services	-	**925,843**	**907,140**	-	-	**1,074,275**	-	**1,271,802**	-	**505,541**	**406,782**	**390,162**	**389,248**	**372,610**	**406,368**	**419,037**	**362,938**
Fines - Lost Books		1,486	1,216			1,703		1,519		496	727	1,011	1,080	1,271	1,235	1,860	1,709
Fines - Overdue Books		39	39							-	2,945	7,263	7,752	8,549	9,648	11,245	10,390
Fines Local Ord - Radio Commun		194,655	142,484			191,853		191,407		205,238	139,443	145,603	113,536	132,719	128,860	154,174	99,244
Fines-Parking Violations		891	743			892		1,784									
Traffic Penalty - Education		107,073	74,585			104,163		96,005		99,970	71,972	81,265	71,359	83,983	80,128	100,926	118,394
Fines Local Ord - Handicapped			459							595	149		505	297	595	595	1,092
Total Fines and Forfeitures	-	**304,143**	**219,527**	-	-	**298,610**	-	**290,715**	-	**306,298**	**215,237**	**235,142**	**194,232**	**226,818**	**220,465**	**268,799**	**230,830**
Investment Income		**3,557**	**110,148**			**159,273**		(33,865)	-	**7,141**	**65,846**	**87,877**	**28,168**	**15,717**	**10,867**	**7,465**	**5,830**
Contr & Don fm priv srcs										3	157,156	96,000		2,500	184,537	12,150	
Contr & Don								2,400				1,958					
Opiod Settlements		171,051	171,051	171,051		78,101											
Library Donations		170,825	202,751	110,250		73,808											
Donations-Bayshore													698				
Lib Don Golan Trust																	
Other Sources Lease Liabilities Issued								-									
Municipality Mobile Lidar		1,010,499		942,258		163,769		72,066									
Miscellaneous Revenues			159,807					(2)			336	48	422	100			
Total Misc. Revenue	-	**1,352,376**	**533,609**	**1,223,559**	-	**315,678**	-	**74,464**	-	**3**	**157,492**	**98,007**	**1,120**	**2,600**	**184,537**	**12,150**	-
Transfer From General 001						83,183						1,958	4,029		1,471	2,000	
Transfer fm Parks & Beach 147																	
Subtotal Revenues	-	**2,624,076**	**1,797,901**	**1,223,559**	-	**1,977,067**	-	**1,643,052**	-	**871,227**	**882,563**	**918,048**	**724,834**	**720,375**	**952,141**	**850,322**	**664,573**
Non-Operating Sources (FB)	3,120,874			3,468,214	3,468,214		2,522,571		2,496,238								
Total Misc Spec Rev Fund	**3,120,874**	**2,624,076**	**1,797,901**	**4,691,773**	**3,468,214**	**1,977,067**	**2,522,571**	**1,643,052**	**2,496,238**	**871,227**	**882,563**	**918,048**	**724,834**	**720,375**	**952,141**	**850,322**	**664,573**

FUND 158 Misc. Special Revenue Fund, Fund Balance Forward Calculation as of 7/01/2024

Fiscal Year	2015 Actual	2016 Actual	2017 Actual	2018 Actual	2019 Actual	2020 Actual	2021 Actual	2022 Adopted	2022 Actual	2023 Adopted	2023 Actual	2024 Adopted	2024 Amended	2024 YTD	2024 Estimate	2025 Proposed	2025 Estimate
Audited Fund Bal Prior Year (CAFR)	2,508,962	2,430,252	2,790,266	3,075,734	3,079,206	3,135,487	3,134,598	2,739,233	3,189,631	3,749,485	3,882,326	4,806,106	4,581,941	4,581,941	4,581,941	4,014,882	4,014,882
Revenue	850,322	952,141	720,375	724,834	918,048	882,562	871,227	2,496,238	1,643,052	2,522,571	1,977,067	3,468,214	4,691,773	1,797,901	2,624,076	3,120,874	1,638,939
Expenses	929,035	592,128	434,906	721,362	861,767	883,452	816,193	2,496,238	950,358	2,522,571	1,277,452	3,468,214	4,691,773	1,819,967	3,191,135	3,120,874	1,685,690
Estimated Ending Fund Balance	2,430,252	2,790,266	3,075,734	3,079,206	3,135,487	3,134,598	3,189,631	2,739,233	3,882,326	3,749,485	4,581,941	4,806,106	4,581,941	4,559,875	4,014,882	4,014,882	3,968,131
	(78,710)	360,014	285,469	3,471	56,282	(889)	55,033	0	692,694	0	699,615	0	0	(22,066)	(567,059)	0	(46,751)

Revenues:	2015 Actual	2016 Actual	2017 Actual	2018 Actual	2019 Actual	2020 Actual	2021 Actual	2022 Budget	2022 Actual	2023 Adopted	2023 Actual	2024 Adopted	2024 Amended	2024 YTD	2024 Estimate	2025 Proposed	2025 Estimate
Licenses & Permits	140,871	128,433	102,629	108,037	104,903	37,206	52,244		39,936		46,048		0	27,478	38,157	0	38,920
Charges for Services	419,037	259,031	237,221	225,140	232,726	255,272	355,714		1,271,802		1,074,275		0	907,140	925,843	0	944,360
Fines & Forfeitures	268,799	220,465	226,818	194,232	235,142	215,237	306,298		290,715		298,610		0	219,527	304,143	0	310,226
Other Revenue	21,615	344,212	153,706	197,425	345,278	374,847	156,970		40,599		558,134		1,223,559	643,757	1,355,932	0	345,433
Less 5%																	
Subtotal	850,322	952,141	720,375	724,834	918,048	882,562	871,227	0	1,643,052	0	1,977,067	0	1,223,559	1,797,901	2,624,076	0	1,638,939
Fund Balance Forward								2,496,238		2,522,571		3,468,214	3,468,214			3,120,874	
Total	**850,322**	**952,141**	**720,375**	**724,834**	**918,048**	**882,562**	**871,227**	**2,496,238**	**1,643,052**	**2,522,571**	**1,977,067**	**3,468,214**	**4,691,773**	**1,797,901**	**2,624,076**	**3,120,874**	**1,638,939**
Appropriations:																	
Operating	721,646	224,946	195,551	377,269													
FL Keys Council Handicap 04558						1	0	3,000		3,000		3,000	3,000			3,000	2,850
Ord 021-2002 - Traffic 04587					102,145	75,798	72,788	50,000	117,799	50,000	87,369	50,000	50,000		98,016	50,000	47,500
Legal Aid 04586					28,497	27,153	19,699		21,190		53,540		60,000	17,380	48,726	40,000	38,000
Climate Summit 06047	0	143,360			1,275	252,454		0				56,715	56,715		56,715	56,715	53,879
Municipality Mobile LIDAR 06048									72,066		223,796		1,218,896	99,681	942,258	0	0
Interagency Communication 10505						139,568	205,299	140,000	191,551	140,000	192,508	140,000	140,000	143,040	188,897	140,000	133,000
Fire Rescue - Blg Educ 12002					3,928	0	0	5,000		5,000		5,000	5,000			0	0
Settlers Park Landscaping 20513						0	0	2,633		2,633		2,600	2,600			2,600	2,470
Summer Camp Tuition 20514											750		4,736	1,608	760	23,700	22,515
Bldg Dept- Education Exp 52501	27,353	13,955	33,359	35,994	33,435	45,023	39,050	88,400	31,509	88,400	45,639	70,000	70,000	30,530	50,203	70,000	66,500
Bayshore Donations 61524					200	275		1,557		1,557		1,557	1,557			1,557	1,479
Library Special Programs 62036					3,142	4,520		30,000		30,000		30,000	30,000		30,000	30,000	28,500
Library Don Golan Trust 62038							72,672	250,000		250,000	150,112	101,864	101,864	18,466	100,516	0	0
Smatlak Trust 62040													110,250			0	0
Key West Library Donations 62042											113,159	70,000	70,000	45,929	63,606	0	0
Marathon Library Donations 62043											2,754	5,000	5,000	2,923	5,000	0	0
Islamorada Library Donations 62044											1,225	4,000	4,000	1,935	3,326	0	0
Big Pine Key Library Donations 62045											1,225	2,000	2,000	34	34	0	0
Key Largo Library Donations 62046											1,096	16,000	16,000	625	5,000	0	0
Legal Scholarship Program 67503					3,917				4,900		100					0	0
Teen Court 68627						27,153	26,542	0	31,901		42,830		60,000	17,380	44,177	40,000	38,000
Crime Prevention Prog 68636						0	0	50,000		50,000		50,000	50,000			50,000	47,500
Opioid Settlements 68640													249,152	78,000	78,000	171,152	171,152
Enviro Resources Educ 52503	12,914	13,424	29,387	43,731	73,880	52,514	19,133	50,000	29,413	51,680	35,637	53,500	53,500	30,009	40,983	48,800	46,360
Conservation Land Purch 52504						0	0									0	0
SA Ct Tech 69601	91,337	46,240	57,319	138,176	245,232	101,515	190,641	335,000	249,449	310,000	140,557	150,000	150,000	66,682	120,559	190,000	50,000
Pd Ct Tech 69801	28,367	24,101	48,118	53,789	49,861	48,871	33,548	100,000	44,427	145,000	53,466	146,000	146,000	45,456	61,486	146,000	138,700
Alt Dispute Resol-Civil 82101	0	0	0													0	0
Ord 016-2004 St Court Sup 82506	6,787	12,941	32,766	14,004	15,783	22,840	22,872	25,000	534	26,200	22,398	26,900	26,900	15,413	26,900	26,900	25,555
J Ct Tech 82507	40,632	113,161	38,407	58,399	106,202	62,800	113,951	118,755	155,619	123,888	109,291	119,755	119,755	92,671	113,767	132,066	125,463
Subtotal-Operating	929,035	592,128	434,906	721,362	667,497	860,485	816,193	1,249,345	950,358	1,277,358	1,277,452	1,103,891	2,806,926	707,761	2,078,929	1,222,490	1,039,423
Cash Balance 85547																	
Transfers Out 86549					194,271	22,965	0					1,112,206	1,112,206	1,112,206	1,112,206	646,267	646,267
Contingency 85547						0	0	1,246,893		1,245,213		1,252,117	772,641			1,252,117	
Subtotal-Other Uses	0	0	0	0	194,271	22,965	0	1,246,893	0	1,245,213	0	2,364,323	1,884,847	1,112,206	1,112,206	1,898,384	646,267
Total	**929,035**	**592,128**	**434,906**	**721,362**	**861,767**	**883,452**	**816,193**	**2,496,238**	**950,358**	**2,522,571**	**1,277,452**	**3,468,214**	**4,691,773**	**1,819,967**	**3,191,135**	**3,120,874**	**1,685,690**
	(78,712)	360,014	285,469	3,471	56,282	(889)	55,033	0	692,693	0	699,615	0	0	(22,066)	(567,059)	0	(46,751)

Fund 160:

Environmental Restoration Fund

MONROE COUNTY, FLORIDA - BOARD OF COUNTY COMMISSIONERS

BUDGETED REVENUE ANALYSIS

ENVIRONMENTAL RESTORATION - 160

FOR THE BUDGET YEAR ENDING SEPTEMBER 30, 2025

Revenues:	**Fiscal Year 2025 Proposed**	**Fiscal Year 2024 Estimate**	**Fiscal Year 2024 YTD**	**Fiscal Year 2024 Adopted**	**Fiscal Year 2023 Actual**	**Fiscal Year 2023 Adopted**	**Fiscal Year 2022 Actual**	**Fiscal Year 2022 Adopted**	**Fiscal Year 2021 Actual**	**Fiscal Year 2020 Actual**	**Fiscal Year 2019 Actual**	**Fiscal Year 2018 Actual**	**Fiscal Year 2017 Actual**	**Fiscal Year 2016 Actual**	**Fiscal Year 2015 Actual**	**Fiscal Year 2014 Actual**
Mitigation Penalties	650,000	724,230	519,332	650,000	2,852,600	650,000	1,214,365	650,000	613,704	739,101	1,256,740	746,450	881,208	533,013	435,006	500,863
Interest Earnings	5,000	1,244	206,192	15,000	217,620	15,000	(48,590)	15,000	9,894	81,718	97,589	23,725	11,651	7,249	5,110	4,000
	655,000	**725,474**	**725,524**	**665,000**	**3,070,220**	**665,000**	**1,165,775**	**665,000**	**623,598**	**820,819**	**1,354,328**	**770,175**	**892,860**	**540,262**	**440,116**	**504,862**
Services - Radon Fees							18									
Total Charges for Services	**0**	**0**	**0**	**0**	**0**		**18**									
Disposition of Fixed Assets											**2,011**					
Total Miscellaneous Revenue	**0**	**0**	**0**	**0**	**0**						**2,011**					
Subtotal Revenues	**655,000**	**725,474**	**725,524**	**665,000**	**3,070,220**	**665,000**	**1,165,793**	**665,000**	**623,598**	**820,819**	**1,356,339**	**770,175**	**892,860**	**540,262**	**440,116**	**504,862**
Transfer from 304 Plnt Mitigation																
Transfer from Fund 125									**59**							
Fund Balance Forward	1,053,724			1,236,756		1,051,577		193,003								
Less 5% FL. Statute	(32,750)			(33,250)		(33,250)		(33,250)								
Total Environmental Restor.	**1,675,974**	**725,474**	**725,524**	**1,868,506**	**3,070,220**	**1,683,327**	**1,165,793**	**824,753**	**623,657**	**820,819**	**1,356,339**	**770,175**	**892,860**	**540,262**	**440,116**	**504,862**

FUND 160 ENVIRONMENTAL RESTORATION, Fund Balance Forward Calculation as of 7/01/2024

Fiscal Year	2015 Actual	2016 Actual	2017 Actual	2018 Actual	2019 Actual	2020 Actual	2021 Actual	2022 Adopted	2022 Actual	2023 Adopted	2023 Actual	2024 Adopted	2024 YTD	2024 Estimate	2025 Proposed	2025 Estimate
Audited Fund Bal Prior Year (CAFR)	**1,759,875**	**1,995,789**	**1,638,208**	**2,297,015**	**2,739,043**	**3,811,442**	**4,344,861**	4,629,763	**4,650,045**	5,376,416	**5,416,314**	6,149,462	**7,938,226**	7,938,226	8,233,004	8,233,004
Revenue	**440,116**	**540,262**	**892,860**	**770,175**	**1,356,339**	**820,819**	**623,657**	824,753	**1,165,793**	1,683,327	**3,070,220**	1,868,506	**725,524**	725,474	1,675,974	739,983
Expenses	**204,202**	**897,843**	**234,052**	**328,148**	**283,938**	**287,399**	**318,474**	824,753	**399,524**	1,683,327	**548,308**	1,868,506	**335,179**	430,695	1,675,974	1,254,616
Estimated Ending Fund Balance	**1,995,789**	**1,638,208**	**2,297,015**	**2,739,043**	**3,811,442**	**4,344,861**	**4,650,045**	4,629,763	**5,416,314**	5,376,416	**7,938,226**	6,149,462	**8,328,570**	8,233,004	8,233,004	7,718,372
	235,914	(357,581)	658,807	442,028	1,072,398	533,420	305,183	0	766,269	0	2,521,912	0	390,345	294,779	0	(514,632)

Revenues:	2015 Actual	2016 Actual	2017 Actual	2018 Actual	2019 Actual	2020 Actual	2021 Actual	2022 Adopted	2022 Actual	2023 Adopted	2023 Actual	2024 Adopted	2024 YTD	2024 Estimated	2025 Proposed	2025 Estimate
Fines & Forfeitures	435,006	533,013	881,208	746,450	1,256,740	739,101	613,704	650,000	1,214,365	650,000	2,852,600	650,000	519,332	724,230	650,000	738,715
Other Revenue	5,110	7,249	11,651	23,725	99,600	81,718	9,953	15,000	(48,572)	15,000	217,620	15,000	206,192	1,244	5,000	1,269
Less 5%	0							(33,250)		(33,250)		(33,250)			(32,750)	
Subtotal	440,116	540,262	892,860	770,175	1,356,339	820,819	623,657	631,750	1,165,793	631,750	3,070,220	631,750	725,524	725,474	622,250	739,983
Fund Balance Forward								193,003		1,051,577		1,236,756			1,053,724	
Total	**440,116**	**540,262**	**892,860**	**770,175**	**1,356,339**	**820,819**	**623,657**	**824,753**	**1,165,793**	**1,683,327**	**3,070,220**	**1,868,506**	**725,524**	**725,474**	**1,675,974**	**739,983**
Appropriations:																
Operating	52002	179,601	179,021	205,264	302,463	259,903	262,398	283,872	625,670	399,524	617,544	539,262	800,323	330,869	423,966	608,491	436,685
Old Settlers Park	20516								9,083		9,083	6,597	11,483	4,310	6,729	11,483	6,931
Environmental Restoration Office Build	20600										806,000		806,000		0	806,000	806,000
Cash Balance	85556								125,000		120,664		120,664			120,000	
Transfers Out	86544	24,601	24,862	28,788	25,685	24,035	25,000	34,602				2,449					5,000
52004 KLWT		0	693,960														
Reserves	85556																
Contingency	85556								65,000		130,036		130,036			130,000	
Total	**204,202**	**897,843**	**234,052**	**328,148**	**283,938**	**287,399**	**318,474**	**824,753**	**399,524**	**1,683,327**	**548,308**	**1,868,506**	**335,179**	**430,695**	**1,675,974**	**1,254,616**
	235,914	(357,581)	658,807	442,027	1,072,401	533,420	305,183	0	766,269	0	2,521,912	0	390,345	294,779	0	(514,632)

Fund 162:

Law Enforcement Fund

MONROE COUNTY, FLORIDA - BOARD OF COUNTY COMMISSIONERS

BUDGETED REVENUE ANALYSIS

SHERIFF'S LAW ENFORCEMENT TRUST- 162

FOR THE BUDGET YEAR ENDING SEPTEMBER 30, 2025

Revenues:	**Fiscal Year 2025 Proposed Budget**	**Fiscal Year 2024 Estimated Budget**	**Fiscal Year 2024 YTD**	**Fiscal Year 2024 Adopted Budget**	**Fiscal Year 2023 Actual**	**Fiscal Year 2023 Adopted Budget**	**Fiscal Year 2022 Actual**	**Fiscal Year 2022 Adopted Budget**	**Fiscal Year 2021 Actual**	**Fiscal Year 2020 Actual**	**Fiscal Year 2019 Actual**	**Fiscal Year 2018 Actual**	**Fiscal Year 2017 Actual**	**Fiscal Year 2016 Actual**	**Fiscal Year 2015 Actual**	**Fiscal Year 2014 Actual**
Services-Sheriff																
Fines-Law Enf Trust Fund																
Fine & Forfeiture	**0**	**0**	**0**	**0**	**0**	**0**	**0**	**0**	**0**	**0**	**0**	**0**	**0**	**0**	**0**	**0**
Interest Revenue	**25,000**	**172,544**	**175,256**	**25,000**	**194,032**	**25,000**	**27,753**	**30,000**	**16,541**	**14,398**	**16,820**	**5,337**	**2,874**	**2,391**	**1,858**	**1,417**
Miscellaneous Rev									**209,332**		**0**	**0**				**0**
Misc. Rev-Federal Justice		5,109	59		6,812		68,489		10,846	20,472						
Misc. Rev-Federal Treasury		10,008	4,937		133,330		964		6,276	2,481,872						
Misc. Rev-South Florida Justice		6,929	2,887				3,504			159,282						
Misc. Rev-South Florida Treasury		41,321	54,794		531,820		45,438		37,996	1,077,995						
Total Misc. Revenue Federal Asset	**0**	**63,367**	**62,677**	**0**	**671,962**	**0**	**118,396**	**0**	**55,119**	**3,739,620**		**0**				
Subtotal Revenues	**25,000**	**235,911**	**237,933**	**25,000**	**865,994**	**25,000**	**146,149**	**30,000**	**280,991**	**3,754,018**	**16,820**	**5,337**	**2,874**	**2,391**	**1,858**	**1,417**
Trsf in Shf-Excess Fees					**3**		**55**					**20,733**	**30,262**	**20,722**	**28,096**	
Fund Balance Forward	840,953			532,593		557,593		560,593								
Fund Bal-Federal Justice	24,825			20,064		20,064		15,472								
Fund Bal-Federal Treasury	2,286,350			1,489,854		1,689,854		2,311,482								
Fund Bal-South Florida Justice	142,101			159,282		159,282		159,282								
Fund Bal-South Florida Treasury	905,437			979,211		984,211		1,067,995								
Less 5%	(1,250)			(1,250)		(1,250)		(1,500)								
Sheriff Federal Asset Foreiture	**4,223,416**	**235,911**	**237,933**	**3,204,754**	**865,997**	**3,434,754**	**146,204**	**4,143,323**	**280,991**	**3,754,018**	**16,820**	**26,070**	**33,135**	**23,113**	**29,954**	**1,417**

FUND 162 SHERIFF'S LAW ENFORCEMENT TRUST, Fund Balance Forward Calculation as of 7/01/2024

	2015 Actual	2016 Actual	2017 Actual	2018 Actual	2019 Actual	2020 Actual	2021 Actual	2022 Adopted	2022 Actual	2023 Adopted	2023 Actual	2024 Adopted	2024 YTD	2024 Estimate	2025 Proposed	2025 Estimate
Audited Fund Bal Per CAFR	677,662	668,124	639,989	634,050	603,622	607,442	4,340,213	3,999,657	3,898,122	3,785,235	3,764,389	4,065,827	4,440,797	4,440,797	4,199,664	4,199,664
Revenue	29,954	23,113	33,135	26,070	16,820	3,754,018	280,991	4,143,323	146,204	3,434,754	865,997	3,204,754	237,933	235,911	4,223,416	220,000
Expense	39,492	51,248	39,075	56,497	13,000	21,247	723,083	4,143,323	279,937	3,434,754	189,589	3,204,754	33,660	477,043	4,223,416	80,000
Estimated Ending Fund Balance	668,124	639,989	634,050	603,622	607,442	4,340,213	3,898,122	3,999,657	3,764,389	3,785,235	4,440,797	4,065,827	4,645,069	4,199,664	4,199,664	4,339,664
	(9,538)	(28,135)	(5,939)	(30,427)	3,820	3,732,771	(442,091)	(0)	(133,733)	(0)	676,408	0	204,272	(241,133)	0	140,000

Revenues:	2014 Actual	2016 Actual	2017 Actual	2018 Actual	2019 Actual	2020 Actual	2021 Actual	2022 Adopted	2022 Actual	2023 Adopted	2023 Actual	2024 Adopted	2024 YTD	2024 Estimate	2025 Proposed	2025 Estimate
Fines																
Other Revenue	1,417	2,391	2,874	5,337	16,820	14,398	225,873	30,000	27,753	25,000	194,032	25,000	175,256	172,544	25,000	175,000
Misc. Revenue Federal Asset						3,739,620	55,119		118,396		671,962		62,677	63,367	0	45,000
Transfers In		20,722	30,262	20,733	0	0	0		55		3			0	0	
Subtotal	**1,417**	**23,113**	**33,135**	**26,070**	**16,820**	**3,754,018**	**280,991**	**30,000**	**146,204**	**25,000**	**865,997**	**25,000**	**237,933**	**235,911**	**25,000**	**220,000**
Less 5%								(1,500)		(1,250)		(1,250)			(1,250)	
Fund Bal Fwd-Law Enf Trust								560,593		557,593		532,593			840,953	
Fund Bal Fwd-Federal Asset								3,554,230		2,853,411		2,648,411			3,358,713	
Total	**1,417**	**23,113**	**33,135**	**26,070**	**16,820**	**3,754,018**	**280,991**	**4,143,323**	**146,204**	**3,434,754**	**865,997**	**3,204,754**	**237,933**	**235,911**	**4,223,416**	**220,000**
Appropriations:																
Operating 68801	62,738	51,248	39,075	56,497	13,000	14,500	3,500	560,593	9,000	557,593	7,500	532,593	7,000	8,000	840,953	10,000
Federal Justice 68802						0	6,254	15,472		20,064		20,064		2,502	24,825	5,000
Federal Treasury 68803						6,747	591,548	2,311,482	265,937	1,689,854	182,089	1,489,854	26,660	415,830	2,286,350	50,000
South Florida Justice 68804						0	0	159,282		159,282		159,282		0	142,101	
South Florida Treasury 68805							121,780	1,067,995	5,000	984,211		979,211		50,712	905,437	15,000
Cash Balance 85568								20,000		17,500		17,500			17,500	
Transfers Out																
Contingency 85568								8,500		6,250		6,250			6,250	
Total	**62,738**	**51,248**	**39,075**	**56,497**	**13,000**	**21,247**	**723,083**	**4,143,323**	**279,937**	**3,434,754**	**189,589**	**3,204,754**	**33,660**	**477,043**	**4,223,416**	**80,000**
	(61,322)	(28,135)	(5,939)	(30,427)	3,820	3,732,771	(442,091)	0	(133,733)	0	676,408	0	204,272	(241,133)	0	140,000

Fund 163:

Court Facilities Fees Trust

MONROE COUNTY, FLORIDA - BOARD OF COUNTY COMMISSIONERS
BUDGETED REVENUE ANALYSIS
COURT FACILITIES FEES - 163 FORMERLY 602
FOR THE BUDGET YEAR ENDING SEPTEMBER 30, 2025

Revenues:	**Fiscal Year 2025 Proposed**	**Fiscal Year 2024 Estimate**	**Fiscal Year 2024 YTD**	**Fiscal Year 2024 Adopted**	**Fiscal Year 2023 Actual**	**Fiscal Year 2023 Adopted**	**Fiscal Year 2022 Actual**	**Fiscal Year 2022 Adopted**	**Fiscal Year 2021 Actual**	**Fiscal Year 2020 Actual**	**Fiscal Year 2019 Actual**	**Fiscal Year 2018 Actual**	**Fiscal Year 2017 Actual**	**Fiscal Year 2016 Actual**	**Fiscal Year 2015 Actual**	**Fiscal Year 2014 Actual**
Circuit Court																
County Court																
County Court Crim Addit'l Cost	450,000	594,026	443,486	450,000	616,666	450,000	573,620	450,000	591,791	425,143	476,702	413,393	480,710	460,105	567,462	523,773
County Court Crim Addit'l Cost																
Charges for Services	**450,000**	**594,026**	**443,486**	**450,000**	**616,666**	**450,000**	**573,620**	**450,000**	**591,791**	**425,143**	**476,702**	**413,393**	**480,710**	**460,105**	**567,462**	**523,773**
Interest Income	**1,000**	**1,000**	**119,632**	**40,000**	**177,851**	**40,000**	**(49,140)**	**40,000**	**3,187**	**89,223**	**114,512**	**33,013**	**17,616**	**12,450**	**7,460**	**5,435**
											0	0	0	0	0	
Misc Revenue																
Total Misc Revenue	**0**	**0**	**0**	**0**	**0**	**0**	**0**	**0**	**0**	**0**	**0**	**0**	**0**	**0**	**0**	**0**
Subtotal Revenues	**451,000**	**595,026**	**563,119**	**490,000**	**794,517**	**490,000**	**524,480**	**490,000**	**594,979**	**514,366**	**591,213**	**446,406**	**498,327**	**472,555**	**574,922**	**529,208**
Non-Operating Sources (FB)	15,635			476,108		452,964		626,800								
(LESS 5% Florida Statute)	(22,550)			(24,500)		(24,500)		(24,500)								
Total Court Facility Fees	**444,085**	**595,026**	**563,119**	**941,608**	**794,517**	**918,464**	**524,480**	**1,092,300**	**594,979**	**514,366**	**591,213**	**446,406**	**498,327**	**472,555**	**574,922**	**529,208**

COURT FACILITIES FEES - 163 FORMERLY 602, Fund Balance Forward Calculation as of 7/01/2024

Fiscal Year	**2015 Actual**	**2016 Actual**	**2017 Actual**	**2018 Actual**	**2019 Actual**	**2020 Actual**	**2021 Actual**	2022 Adopted	**2022 Actual**	2023 Adopted	**2023 Actual**	2024 Adopted	**2024 YTD**	2024 Estimated	2025 Proposed	2025 Estimate
Audited Fund Bal Prior Year (CAFR)	**2,501,122**	**2,929,291**	**3,221,710**	**3,546,469**	**3,824,865**	**4,243,148**	**4,581,780**	4,375,133	**4,806,830**	4,796,180	**4,686,473**	4,721,700	**5,179,791**	5,179,791	5,331,945	5,331,945
Revenue	**574,922**	**472,555**	**498,327**	**446,406**	**591,213**	**514,366**	**607,630**	1,092,300	**524,480**	918,464	**794,517**	941,608	**563,119**	595,026	444,085	595,026
Expenses	**146,753**	**180,135**	**173,569**	**168,010**	**172,931**	**175,734**	**382,580**	1,092,300	**644,838**	918,464	**301,198**	941,608	**206,685**	442,872	444,085	331,631
Estimated Ending Fund Balance	**2,929,291**	**3,221,710**	**3,546,469**	**3,824,865**	**4,243,148**	**4,581,780**	**4,806,830**	**4,375,133**	**4,686,473**	**4,796,180**	**5,179,791**	**4,721,700**	**5,536,225**	**5,331,945**	**5,331,945**	**5,595,340**
	428,169	292,420	324,758	278,396	418,283	338,632	225,050	0	(120,357)	0	493,319	0	356,434	152,154	0	263,395

Revenues:		**2015 Actual**	**2016 Actual**	**2017 Actual**	**2018 Actual**	**2019 Actual**	**2020 Actual**	**2021 Actual**	2022 Adopted	**2022 Actual**	2023 Adopted	**2023 Actual**	2024 Adopted	**2024 YTD**	2024 Estimated	2025 Proposed	2025 Estimate
Charges for Services		567,462	460,105	480,710	413,393	476,702	425,143	591,792	450,000	573,620	450,000	616,666	450,000	443,486	594,026	450,000	594,026
Interest Income		7,460	12,450	17,616	33,013	114,512	89,223	9,971	40,000	(49,140)	40,000	177,851	40,000	119,632	1,000	1,000	1,000
Misc Revenue			0					5,867				0	0	0	0	0	0
Subtotal		**574,922**	**472,555**	**498,327**	**446,406**	**591,213**	**514,366**	**607,630**	490,000	**524,480**	490,000	**794,517**	490,000	563,119	595,026	451,000	595,026
Less 5%									(24,500)		(24,500)		(24,500)			(22,550)	
Fund Balance Forward									626,800		452,964		476,108			15,635	
Total		**574,922**	**472,555**	**498,327**	**446,406**	**591,213**	**514,366**	**607,630**	1,092,300	**524,480**	918,464	**794,517**	941,608	563,119	595,026	444,085	595,026
Appropriations:																	
Operating	81501	146,753	180,135	173,569	168,010	172,931	175,731	382,580	997,300	644,838	826,922	301,198	846,608	206,685	442,872	349,085	331,631
Cash Balance	85548						0	0	50,000		41,542		50,000			50,000	
Transfers Out																	
Contingency	85548						0	0	45,000		50,000		45,000			45,000	
Total		**146,753**	**180,135**	**173,569**	**168,010**	**172,931**	**175,734**	**382,580**	1,092,300	644,838	918,464	301,198	941,608	206,685	442,872	444,085	331,631
		428,169	292,421	324,758	278,396	418,283	338,632	225,050	0	(120,357)	0	493,319	0	356,434	152,154	0	263,395

Fund 164:

Clerk's Drug Abuse Trust

MONROE COUNTY, FLORIDA - BOARD OF COUNTY COMMISSIONERS

BUDGETED REVENUE ANALYSIS

DRUG ABUSE TRUST - 164 FORMERLY 603

FOR THE BUDGET YEAR ENDING SEPTEMBER 30, 2025

Revenues:	Fiscal Year 2025 Proposed	Fiscal Year 2024 Estimate	Fiscal Year 2024 YTD	Fiscal Year 2024 Adopted	Fiscal Year 2023 Actual	Fiscal Year 2023 Adopted	Fiscal Year 2022 Actual	Fiscal Year 2022 Adopted	Fiscal Year 2021 Actual	Fiscal Year 2020 Actual	Fiscal Year 2019 Actual	Fiscal Year 2018 Actual	Fiscal Year 2017 Actual	Fiscal Year 2016 Actual	Fiscal Year 2015 Actual	Fiscal Year 2014 Actual
Services Clerk Gov Chg & Fee	30,000	42,642	30,453	30,000	45,221	30,000	37,579	30,000	34,210	34,604	33,650	31,236	31,080	28,206	39,859	36,279
Total Charges for Services	**30,000**	**42,642**	**30,453**	**30,000**	**45,221**	**30,000**	**37,579**	**30,000**	**34,210**	**34,604**	**33,650**	**31,236**	**31,080**	**28,206**	**39,859**	**36,279**
Investment Income	**1,000**	**300**	**1,226**	**1,000**	**1,832**	**1,000**	**(540)**	**1,000**	**526**	**1,115**	**1,925**	**533**	**445**	**508**	**397**	**361**
Subtotal Revenues	**31,000**	**42,942**	**31,679**	**31,000**	**47,053**	**31,000**	**37,039**	**31,000**	**34,736**	**35,718**	**35,574**	**31,769**	**31,525**	**28,713**	**40,256**	**36,640**
Non-Operating Sources (FB)	35,550			35,550		35,550		35,550								
Less 5% FL. Statute	(1,550)			(1,550)		(1,550)		(1,550)								
Total Drug Abuse Trust	**65,000**	**42,942**	**31,679**	**65,000**	**47,053**	**65,000**	**37,039**	**65,000**	**34,736**	**35,718**	**35,574**	**31,769**	**31,525**	**28,713**	**40,256**	**36,640**

DRUG ABUSE TRUST - 164 FORMERLY 602 , Fund Balance Forward Calculation

Fiscal Year	2015 Actual	2016 Actual	2017 Actual	2018 Actual	2019 Actual	2020 Actual	2021 Actual	2022 Adopted	2022 Actual	2023 Adopted	2023 Actual	2024 Adopted	2024 YTD	2024 Estimated	2025 Proposed	2025 Estimate
Audited Fund Bal Prior Year (CAFR)	**158,457**	**143,028**	**113,810**	**85,477**	**58,551**	**62,294**	**50,605**	44,655	**47,600**	33,050	**44,595**	30,045	**36,671**	36,671	22,671	22,671
Revenue	**40,256**	**28,713**	**31,525**	**31,769**	**35,574**	**35,718**	**34,736**	65,000	**37,039**	65,000	**47,053**	65,000	**31,679**	31,000	65,000	41,000
Expenses	**55,685**	**57,932**	**59,857**	**58,696**	**31,833**	**47,407**	**37,741**	65,000	**40,044**	65,000	**54,977**	65,000	**0**	45,000	65,000	45,000
Estimated Ending Fund Balance	**143,028**	**113,810**	**85,477**	**58,551**	**62,294**	**50,605**	**47,600**	44,655	**44,595**	33,050	**36,671**	30,045	**68,349**	22,671	22,671	18,671
	(15,429)	(29,219)	(28,332)	(26,926)	3,743	(11,689)	(3,005)	0	(3,005)	0	(7,924)	0	31,679	(14,000)	0	(4,000)

as of 7/01/2024

		2015 Actual	2016 Actual	2017 Actual	2018 Actual	2019 Actual	2020 Actual	2021 Actual	2022 Adopted	2022 Actual	2023 Adopted	2023 Actual	2024 Adopted	2024 YTD	2024 Estimated	2025 Proposed	2025 Estimate
Revenues:																	
Charges for Services		39,859	28,206	31,080	31,236	33,650	34,604	34,210	30,000	37,579	30,000	45,221	30,000	30,453	30,000	30,000	40,000
Other Revenue		397	508	445	533	1,925	1,115	526	1,000	(540)	1,000	1,832	1,000	1,226	1,000	1,000	1,000
Less 5%									(1,550)		(1,550)		(1,550)			(1,550)	
Subtotal		40,256	28,713	31,525	31,769	35,574	35,718	34,736	29,450	37,039	29,450	47,053	29,450	31,679	31,000	29,450	41,000
Fund Balance Forward									35,550		35,550		35,550		0	35,550	
Total		**40,256**	**28,713**	**31,525**	**31,769**	**35,574**	**35,718**	**34,736**	65,000	37,039	65,000	47,053	65,000	31,679	31,000	65,000	41,000
Appropriations:																	
Operating		55,685	55,889	59,857	58,696	31,833	47,407	37,741	55,000	40,044	55,000	54,977	55,000		45,000	55,000	45,000
Cash Balance- 991	85549								5,000		5,000		5,000		0	5,000	
Transfers Out			2,043														
Contingency- 990	85549								5,000		5,000		5,000		0	5,000	
Total		**55,685**	**57,932**	**59,857**	**58,696**	**31,833**	**47,407**	**37,741**	65,000	40,044	65,000	54,977	65,000	0	45,000	65,000	45,000
		(15,430)	(29,219)	(28,332)	(26,927)	3,742	(11,689)	(3,005)	0	(3,005)	0	(7,924)	0	31,679	(14,000)	0	(4,000)

Fund 177:

Canal Special Assessments

MONROE COUNTY, FLORIDA - BOARD OF COUNTY COMMISSIONERS
BUDGETED REVENUE ANALYSIS
CANAL SPECIAL ASSESSMENTS - 177
FOR THE BUDGET YEAR ENDING SEPTEMBER 30, 2025

	Fiscal Year 2025 Proposed	Fiscal Year 2024 Estimate	Fiscal Year 2024 YTD	Fiscal Year 2024 Adopted	Fiscal Year 2023 Actual	Fiscal Year 2023 Adopted	Fiscal Year 2022 Actual	Fiscal Year 2022 Adopted	Fiscal Year 2021 Actual	Fiscal Year 2021 Adopted	Fiscal Year 2020 Actual	Fiscal Year 2020 Adopted
Revenues:												
Special Assessments #266	26,000	26,515	29,086	34,943	28,873	34,943	28,897	34,943	28,973	34,943	33,736	34,943
Special Assessments #105	42,000	42,944	42,944									
Special Assessments #82-84	52,000	52,049	54,418									
Del Ad Valorem Taxes									0		0	0
Total	**120,000**	**121,508**	**126,448**	**34,943**	**28,873**	**34,943**	**28,897**	**34,943**	**28,973**	**34,943**	**33,736**	**34,943**
Services-Tax Collector												
Investment Income		250	3,715		2,600		(397)	0	99	0	214	0
Interest-Tax Collector			203						2		20	
Total Interest Income	**0**	**250**	**3,918**	**0**	**2,600**		**(397)**	**0**	**101**	**0**	**234**	**0**
Special Assessment												
Trsf In TC Excess Fees												
Subtotal Revenues	**120,000**	**121,758**	**130,366**	**34,943**	**31,473**	**34,943**	**28,500**	**34,943**	**29,074**	**34,943**	**33,969**	**34,943**
Balance Fund Forward	80,048			45,052		41,256		37,435		14,694		
(LESS 5% Florida Statute)	(6,000)			(1,747)		(1,747)		(1,747)		(1,747)		(1,747)
	194,048	**121,758**	**130,366**	**78,248**	**31,473**	**74,452**	**28,500**	**70,631**	**29,074**	**47,889**	**33,969**	**33,195**

Canal Special Assessments - 177, Fund Balance Calculation

as of 7/01/2024

Fiscal Year	2020 Adopted	2020 Actual	2021 Adopted	2021 Actual	2022 Adopted	2022 Actual	2023 Adopted	2023 Actual	2024 Adopted	2024 YTD	2024 Estimate	2025 Proposed	2025 Estimate
Audited Fund Balance	-	-	29,589	29,589	37,435	40,174	44,583	54,023	72,810	67,809	67,809	156,608	156,608
Revenue	33,195	33,969	47,889	29,074	70,631	28,500	74,452	31,473	78,248	130,366	126,798	194,048	121,859
Expense	33,195	4,380	47,890	18,489	70,631	14,651	74,452	17,687	78,248	6,482	38,000	194,048	169,048
Estimated Ending Fund Balance	0	29,589	29,588	40,174	37,435	54,023	44,583	67,809	72,810	191,693	156,608	156,608	109,419
Difference	0	29,589	(1)	10,584	(0)	13,849	0	13,786	(0)	123,884	88,798	0	(47,189)

Revenues:	2020 Adopted	2020 Actual	2021 Adopted	2021 Actual	2022 Adopted	2022 Actual	2023 Adopted	2023 Actual	2024 Adopted	2024 YTD	2024 Estimate	2025 Proposed	2025 Estimate
Special Assessments CAP	34,943	33,736	34,943	28,973	34,943	28,897	34,943	28,873	34,943	126,448	126,448	120,000	121,509
Del Taxes		-		-						-			
Other Revenue		234		101		(397)		2,600		3,918	350		350
Trsf in TC Excess Fees		-		-						-			
Special Assesments		-		-									
Less 5%	(1,747)		(1,747)		(1,747)		(1,747)		(1,747)			(6,000)	
Fund Bal Fwd			14,694		37,435		41,256		45,052			80,048	
Total	**33,195**	**33,969**	**47,889**	**29,074**	**70,631**	**28,500**	**74,452**	**31,473**	**78,248**	**130,366**	**126,798**	**194,048**	**121,859**
Appropriations:													
Canal Assessment Development **22999**												108,000	108,000
Canal #266 **23100**	32,147	4,380	31,841	18,489	54,583	14,651	58,404	17,687	62,200	4,482	18,000	20,000	20,000
Canal #105 **23101**										1,000	10,000	20,000	20,000
Canal #82-84 **23102**										1,000	10,000	20,000	20,000
Tax Collector **69021**	1,048		1,048		1,048		1,048		1,048			1,048	1,048
Cash Balance **85579**			10,000		10,000		10,000		10,000			10,000	
Transfers Out													
Contingency **85579**			5,001		5,000		5,000		5,000			15,000	
Total	**33,195**	**4,380**	**47,890**	**18,489**	**70,631**	**14,651**	**74,452**	**17,687**	**78,248**	**6,482**	**38,000**	**194,048**	**169,048**
	0	29,589	(1)	10,585	(0)	13,849	0	13,786	(0)	123,884	88,798	0	(47,189)

Fund 180:

Building Fund

MONROE COUNTY, FLORIDA - BOARD OF COUNTY COMMISSIONERS

BUDGETED REVENUE ANALYSIS

BUILDING FUND - 180

FOR THE BUDGET YEAR ENDING SEPTEMBER 30, 2025

Revenues:	**Fiscal Year 2025 Proposed**	**Fiscal Year 2024 Estimate**	**Fiscal Year 2024 YTD**	**Fiscal Year 2024 Amended**	**Fiscal Year 2024 Adopted**	**Fiscal Year 2023 Actual**	**Fiscal Year 2023 Adopted**	**Fiscal Year 2022 Actual**	**Fiscal Year 2022 Adopted**	**Fiscal Year 2021 Actual**	**Fiscal Year 2020 Actual**	**Fiscal Year 2019 Actual**	**Fiscal Year 2018 Actual**	**Fiscal Year 2017 Actual**	**Fiscal Year 2016 Actual**	**Fiscal Year 2015 Actual**
Building Permits	5,500,000	5,654,274	4,732,886	5,500,000	5,500,000	6,608,766	5,500,000	5,931,818	5,500,000	5,848,498	4,996,531	5,390,451	4,731,321	4,449,088	4,663,435	3,757,576
Bldg Pmt Competency (every 2 years)	20,000	42,765	48,532	20,000	20,000	11,000	100,000	29,215	100,000	31,088	82,143	81,523	101,908	57,203	97,863	44,258
Total Licenses/Permits	**5,520,000**	**5,697,039**	**4,781,418**	**5,520,000**	**5,520,000**	**6,619,766**	**5,600,000**	**5,961,033**	**5,600,000**	**5,879,585**	**5,078,674**	**5,471,974**	**4,833,228**	**4,506,291**	**4,761,297**	**3,801,834**
Serv-Other Radon Fees	50,000	68,741	60,693	50,000	50,000	78,554	50,000	54,068	50,000	50,616	45,438	49,935	43,751	55,586	58,453	43,679
Serv-Other-Planning Fees						772										
Serv-Other Cert Prog Fees	70,000	49,961	44,958	70,000	70,000	71,440	70,000	76,026	70,000	73,748	66,143	71,710	62,728	57,378	58,478	43,681
Total Svcs-Quasi Fee/Charges	**120,000**	**118,702**	**105,651**	**120,000**	**120,000**	**150,767**	**120,000**	**130,093**	**120,000**	**124,364**	**111,582**	**121,645**	**106,479**	**112,964**	**116,931**	**87,360**
Investment Income	**30,000**	**29,452**	**102,823**	**40,000**	**40,000**	**182,856**	**40,000**	**(26,798)**	**40,000**	**6,263**	**46,577**	**81,797**	**25,444**	**22,894**	**16,512**	**7,236**
Disposition of Fixed Assets												**3,269**				**1,000**
Miscellaneous Revenue	**20,000**	**19,831**	**18,280**	**25,000**	**25,000**	**20,578**	**33,000**	**32,397**	**33,000**	**40,073**	**30,905**	**33,429**	**23,177**	**20,825**	**39,190**	**42,573**
Trsf Fm Emp. Fair Share Housing-136												44,930			571,364	
Trsf Fm 125										138,233						
Trsf Fm 304											700,000					
Trsf Fm										**138,233**	**700,000**	**44,930**	**0**	**0**	**571,364**	**0**
Subtotal Revenues	**5,690,000**	**5,865,025**	**5,008,172**	**5,705,000**	**5,705,000**	**6,973,966**	**5,793,000**	**6,096,724**	**5,793,000**	**6,188,519**	**5,967,738**	**5,757,043**	**4,988,329**	**4,662,974**	**5,505,295**	**3,940,003**
Balance Fund Forward	1,834,423			1,970,340	1,970,340		1,635,715		1,461,557							
(LESS 5% Florida Statute)	(284,500)			(285,250)	(285,250)		(289,650)		(289,650)							
Building MSTU	**7,239,923**	**5,865,025**	**5,008,172**	**7,390,090**	**7,390,090**	**6,973,966**	**7,139,065**	**6,096,724**	**6,964,907**	**6,188,519**	**5,967,738**	**5,757,043**	**4,988,329**	**4,662,974**	**5,505,295**	**3,940,003**

Building Fund -180 Fund Balance Forward Calculation as of 7/01/2024

Fiscal Year	2015 Actual	2016 Actual	2017 Actual	2018 Actual	2019 Actual	2020 Actual	2021 Actual	2022 Actual	2023 Adopted	2023 Actual	2024 Adopted	2024 Amended	2024 YTD	2024 Estimated	2025 Proposed	2025 Estimate
Audited Fund Bal Prior Year	**2,018,398**	**2,596,187**	**4,029,168**	**3,735,116**	**2,622,307**	**2,160,425**	**2,307,335**	**3,463,093**	2,722,449	**3,241,585**	3,521,137	3,521,137	**3,521,137**	3,521,137	2,537,309	2,537,309
Revenue	**3,940,003**	**5,505,295**	**4,662,974**	**4,988,329**	**5,757,043**	**5,967,737**	**6,188,519**	**6,096,724**	7,139,065	**6,973,966**	7,390,090	7,390,090	**5,008,172**	5,865,025	7,239,923	5,982,323
Expenses	**3,362,214**	**4,072,313**	**4,957,026**	**6,101,139**	**6,218,927**	**5,820,827**	**5,032,761**	**6,318,232**	7,139,065	**6,694,415**	7,390,090	7,390,090	**4,560,201**	6,848,852	7,239,923	6,661,977
Estimated Ending Fund Balance	**2,596,187**	**4,029,168**	**3,735,116**	**2,622,307**	**2,160,425**	**2,307,335**	**3,463,093**	**3,241,585**	2,722,449	**3,521,137**	3,521,137	3,521,137	**3,969,107**	2,537,309	2,537,309	1,857,656
	577,789	1,432,981	(294,053)	(1,112,808)	(461,882)	146,910	1,155,758	(221,508)	0	279,552	0	0	447,971	(983,827)	0	(679,654)

Building Fund - Fund 180

Revenues:	2015 Actual	2016 Actual	2017 Actual	2018 Actual	2019 Actual	2020 Actual	2021 Actual	2022 Actual	2023 Adopted	2023 Actual	2024 Adopted	2024 Amended	2024 YTD	2024 Estimated	2025 Proposed	2025 Estimate
Licenses/Permits	**3,801,834**	**4,761,297**	**4,506,291**	**4,833,228**	**5,471,974**	**5,078,674**	**5,879,585**	**5,961,033**	5,600,000	6,619,766	5,520,000	5,520,000	4,781,418	5,697,039	5,520,000	5,810,978
Svcs-Quasi Fee/Charges	**87,360**	**116,931**	**112,964**	**106,479**	**121,645**	**111,581**	**124,364**	**130,093**	120,000	150,767	120,000	120,000	105,651	118,702	120,000	121,076
Other Revenue	**50,809**	**55,702**	**43,719**	**48,621**	**118,495**	**77,482**	**46,336**	**5,598**	73,000	203,434	65,000	65,000	121,103	49,284	50,000	50,270
Subtotal	**3,940,003**	**4,933,931**	**4,662,974**	**4,988,329**	**5,712,113**	**5,267,737**	**6,050,286**	**6,096,724**	5,793,000	6,973,966	5,705,000	5,705,000	5,008,172	5,865,025	5,690,000	5,982,323
Transfers In		**571,364**	0	0	44,930	700,000	138,233					1,970,340				
Less 5%									(289,650)		(285,250)	(285,250)		0	(284,500)	
Fund Bal Fwd									1,635,715		1,970,340	0		0	1,834,423	
Total	**3,940,003**	**5,505,295**	**4,662,974**	**4,988,329**	**5,757,043**	**5,967,737**	**6,188,519**	**6,096,724**	7,139,065	6,973,966	7,390,090	7,390,090	5,008,172	5,865,025	7,239,923	5,982,323
Appropriations:																
Operating 52502	**3,284,062**	**3,484,995**	**4,439,092**	**5,959,154**	**5,558,329**	**5,133,424**	**4,760,993**	**5,698,295**	6,405,779	5,975,944	6,675,453	6,675,453	4,445,715	6,208,171	6,470,657	6,017,711
Building Legal 67506				**60,159**	**62,045**	**74,509**	**32,877**	**38,307**	41,787	42,375	45,978	45,978	34,800	45,978	50,607	50,607
Building Refund 54501	**78,152**	**78,285**	**8,902**	**81,825**	**59,894**	**74,235**	**54,732**	**42,971**	60,000	137,437	30,000	80,000	79,686	56,044	80,000	55,000
Cash Balance 85565									62,840		50,000	50,000			50,000	
Transfers Out 86553		**509,033**	**509,033**		**538,659**	**538,659**	**184,159**	**538,659**	538,659	538,659	538,659	538,659		538,659	538,659	538,659
Contingency 85565									30,000		50,000	0			50,000	
Total	**3,362,214**	**4,072,313**	**4,957,026**	**6,101,139**	**6,218,927**	**5,820,827**	**5,032,761**	**6,318,232**	7,139,065	6,694,415	7,390,090	7,390,090	4,560,201	6,848,852	7,239,923	6,661,977
Surplus/Deficit	577,789	1,432,981	(294,053)	(1,112,809)	(461,884)	146,910	1,155,758	(221,508)	0	279,552	0	0	447,971	(983,827)	0	(679,654)

Fund 207:
Debt Service

Fund 207 Debt Service

2003, 2007, 2014 Revenue Bonds and CWSRF Loans

as of 7/01/2024

Revenue		Fiscal Year FY 2021	FY 2021 Actual	Fiscal Year FY 2022	FY 2022 Actual	Fiscal Year FY 2023	FY 2023 Actual	Fiscal Year FY 2024	FY 2024 YTD	Fiscal Year FY 2025
Big Coppitt Special Assessments										
State Shared-Sharing Proceeds										
Interest Earnings		15,000	8,419	15,000	(1,334)	15,000	408,350	15,000	451,167	15,000
FRUFC Interest Income										
CWSRF Interest Income										
Interest - 2014 Rev Bond			17,398							
Transfer in from Fund 310		682,000	681,999	432,000	332,000	332,000	332,000			
Transfer from 304 to 310 to 207				250,000	350,000	350,000	350,000			
Transfer in from Fund 304								682,000	681,938	682,000
Transfer in from Fund 304								4,507,014	4,507,013	4,504,225
Transfer in from Fund 304		7,525,511	7,525,511	7,528,599	7,528,599	7,524,225	7,468,333	7,527,440	7,475,643	7,528,042
Transfer in from Fund 304		2,564,001	2,564,001	7,253,742	7,253,742	7,253,742	7,253,742	9,379,482	9,379,481	9,379,482
Transfer in from Fund 312		2,125,740	2,125,740	2,125,740	2,125,740	2,125,740	2,125,740			
FRUFC Loan Proceeds										
Debt Proceeds										
Transfer in from Fund 001		600,000		388,387						
Transfer in from Fund 125			8,482,872							
Transfer in from Fund 404			2,958		21,817					
Transfer in from Fund 414			318,908							
Transfer from Clerk Bond		800,000	462,570	909,660	914,516	914,804	914,804	914,982	914,980	915,046
Less 5%		(750)		(750)		(750)		(750)		(750)
Fund Balance		985,750		985,750		985,750		985,750		985,750
Total Revenue		**15,297,252**	**22,190,377**	**19,888,128**	**18,525,080**	**19,500,511**	**18,852,968**	**24,010,918**	**23,410,222**	**24,008,795**

Appropriations	*Cost Ctr*	Fiscal Year FY 2021	FY 2021 Actual	Fiscal Year FY 2022	FY 2022 Actual	Fiscal Year FY 2023	FY 2023 Actual	Fiscal Year FY 2024	FY 2024 YTD	Fiscal Year FY 2025
Big Coppitt Clean Water SRF Loan	87603									
Debt funding from Fund 310 Spx Assmt	* Revised	682,000	681,938	682,000	681,938	682,000	681,940	682,000	340,969	682,000
Cudjoe Key Clean Water SRF Loan	87605	4,689,741	4,689,740	4,689,741	4,689,740	4,689,741	4,689,740	4,689,741	9,379,481	4,689,741
First Payment due June FY19				4,689,741	4,689,740	4,689,741	4,689,740	4,689,741		4,689,741
PNC Line of Credit	87606									
Series 2014 Revenue Bond	87607	4,281,376	4,281,376	4,279,336	4,279,336	4,280,172	4,280,172	4,283,766	4,283,766	
KLWTD-Mayfield Loan	87608	2,125,000	2,125,000	2,125,000	2,125,000	2,125,000	2,125,000	2,125,000	2,125,000	2,125,000
Series 2016 Revenue Bond	87609	1,119,135	1,118,891	1,124,263	1,124,263	1,119,053	1,118,673	1,118,674	1,118,290	5,403,042
Hurricane Line of Credit	87610	600,000	8,482,872	388,387						
Clerk ERP Loan	87611	800,000	462,570	909,660	914,516	914,804	914,804	914,982	914,980	915,046
EYW Concourse A Design	87612				24,776					
Trauma Star Helicopter Financing	87613							4,507,014	4,507,013	4,504,225
Reserves -Contingency 590990	85550	500,000		500,000		500,000		500,000		500,000
Reserves -Cash Balance 590991	85550	500,000		500,000		500,000		500,000		500,000
Reserves -Contingency 590995										
Total Appropriations		**15,297,252**	**21,842,388**	**19,888,128**	**18,529,309**	**19,500,511**	**18,500,069**	**24,010,918**	**22,669,499**	**24,008,795**
		0	347,989	(0)	(4,229)	0	352,899	0	740,723	0

	FY 2021	FY21 Actual	FY 2022	FY22 Actual	FY 2023	FY23 Actual	FY 2024	FY24 YTD	FY 2025
Beginning Fund Balance	2,834,406	2,834,406	2,834,406	3,182,395	2,834,406	3,178,166	2,834,406	3,531,065	2,834,406
Revenue	15,297,252	22,190,377	19,888,128	18,525,080	19,500,511	18,852,968	24,010,918	23,410,222	24,008,795
Expenditure	15,297,252	21,842,388	19,888,128	18,529,309	19,500,511	18,500,069	24,010,918	22,669,499	24,008,795
Ending Fund Balance	2,834,406	3,182,395	2,834,406	3,178,166	2,834,406	3,531,065	2,834,406	4,271,788	2,834,406
	0	347,989	(0)	(4,229)	0	352,899	0	740,723	0

Fund 304:

One Cent Infra-structure Sales Tax

CAPITAL PROJECTS FUNDING PLAN
ONE CENT INFRASTRUCTURE SALES TAX - FUND 304

Revenue	Actual FY 21	Actual FY 22	Actual FY 23	Adopted FY 24	Amended FY 24	YTD FY 24	Estimated FY 24	Proposed FY 25	Estimated FY 25	Proposed FY 26	Proposed FY 27	Proposed FY 28	Proposed FY 29
One Cent Infrastructure Sales Tax	28,613,899	34,358,790	32,729,351	32,119,391	32,119,391	23,031,193	31,903,371	31,500,000	31,500,000	31,500,000	31,500,000	31,500,000	31,500,000
Investment Income	44,830	(220,613)	1,927,187	50,000	50,000	651,868	134,203	50,000	125,000	50,000	50,000	50,000	50,000
Disposition of Fixed Assets	3,507	7,657											
Contributions from Key West	20,495	565,880	249,132										
Miscellaneous Revenue	1,057	43,389	202,436			149,100							
Stock Island Transfer													
Duck Key Transfer													
Big Coppitt Transfer													
Settlements													
Special Assessments			2,502			4,645							
Big Coppitt Wastewater Special Assessments			236,674	330,000	330,000	299,511	270,084	330,000	270,084	330,000	330,000	15,000	15,000
Duck Key Wastewater Special Assessments			49,702	80,000	80,000	64,531	57,159	80,000	57,159	80,000	80,000	3,111	
Cudjoe Key Wastewater Special Assessments			1,579,244	2,275,400	2,275,400	2,257,301	2,078,912	2,275,400	2,078,912	2,275,400	2,275,400	2,275,400	2,275,400
Stock Island Wastewater Special Assessments			77,968	100,000	100,000	175,871	169,846						
Less 5%				(1,741,770)	(1,741,770)			(1,711,770)		(1,711,770)	(1,711,770)	(1,692,176)	(1,692,020)
Debt Service Proceeds - Trauma Star Helicopters				13,306,800	13,306,800								
Lease Source Revenue - Trauma Star Helicopters			53,000,000										
Lease Source Revenue - Big Pine Key Senior Center			453,731										
Transfer from Tax Collector			4,380										
Transfer from Fund 125 - Grant Fund	27,828												
Transfer from Fund 132 (Close Fund)			143,538										
Transfer from Fund 166 (Close Fund)			2,736										
Transfer from Fund 168 (Close Fund)			48,024										
Transfer from Fund 169 (Close Fund)			531										
Transfer from Fund 170 (Close Fund)			9,119										
Transfer from Fund 171 (Close Fund)			1,375,831										
Transfer from Fund 174 (Close Fund)			595										
Transfer from Fund 175 (Close Fund)			261,727										
Transfer from Fund 176 (Close Fund)			45,760										
Transfer from Fund 306 (Close Fund)							100,000						
Transfer from Fund 308 (Close Fund)			186,086										
Transfer from Fund 310 (Close Fund)			126,536										
Transfer from Fund 311 (Close Fund)			664,405										
Transfer from Fund 312 (Close Fund)			4,128,796										
Transfer from Fund 314 (Close Fund)			1,538,160										
Transfer from Fund 315 (Close Fund)	305,836		398,300										
Transfer from Fund 403				4,645,645	4,645,645		4,645,645		1,563,232				
SUBTOTAL REVENUES	29,017,452	34,755,102	99,442,451	51,165,466	51,165,466	26,634,021	39,359,220	32,523,630	35,594,387	32,523,630	32,523,630	32,151,335	32,148,380
Fund Balance Forward - Trauma Star Helicopters								38,193,200					
Fund Balance Forward				22,124,072	30,111,112			27,454,037		13,697,168	6,669,704	2,257,109	3,105,356
Total Revenue	**29,017,452**	**34,755,102**	**99,442,451**	**73,289,538**	**81,276,578**	**26,634,021**	**39,359,220**	**98,170,867**	**35,594,387**	**46,220,798**	**39,193,334**	**34,408,444**	**35,253,736**

Appropriations			Actual FY 21	Actual FY 22	Actual FY 23	Adopted FY 24	Amended FY 24	YTD FY 24	Estimated FY 24	Proposed FY 25	Estiamted FY 25	Proposed FY 26	Proposed FY 27	Proposed FY 28	Proposed FY 29
Physical Environment															
Gulf View Park Boat Ramp Repairs and Improvements	23000	PE1506		(75,701)											
Canal Monitoring	23002	PE1901	161,730	41,178											
Canal and Culvert Projects	23001	PE2101		169,020	94,002										
Big Coppitt Key Wastewater (fmr F_310)	22031	304-22031			20,784	51,680	51,680	10,639	21,278	51,680	51,680	51,680	51,680	51,680	51,680
Duck Key Wastewater (fmr F_311)	22032	304-22032			2,974	31,000	31,000	1,175	2,350	31,000	31,000	31,000	31,000	31,000	
Cudjoe Key Wastewater (fmr F_312)	22033	304-22033			131,677	150,791	150,791	23,128	143,251	150,000	150,000	150,000	150,000	150,000	150,000
Stock Island MSTU (fmr F_171)	22034	304-22034			6,516	10,000	10,000	2,555	5,110						
Long Key MSTU (fmr F_175)	22035	304-22035			2,034	10,000	10,000	1,729	3,458						
Duck Key MSTU (fmr F_176)	22036	304-22036				10,000	10,000								
Boca Chica Shore Side Facility	23016	304-26016				40,000	40,000		40,000	100,000	100,000				
Previous Projects	23000														
Total Physical Environment			**161,730**	**134,497**	**257,989**	**303,471**	**303,471**	**39,225**	**215,447**	**332,680**	**332,680**	**232,680**	**232,680**	**232,680**	**201,680**

General Government			FY 21	FY 22	FY 23	FY 24	FY 24 Amend	FY 24	FY 24 Estm	FY 25	FY 25 Estm	FY 26	FY 27	FY 28	FY 29
Ocean Reef ILA/Building/Fire Boat/Ambulance	24003	CG1901	800,000	183,862		361,000	1,064,000	705,878	705,878	361,700	361,700		497,100		
son Browne	24005	CG1902	1,000	317,305	26,837	850,000	850,000	27,264	150,000	-	-		3,072,701	2,700,000	2,200,000
: Defender/Simonton Property	24007	CG1904	51,200	106,449	2,606,535	326,688	1,043,994	803,300	876,994						

CAPITAL PROJECTS FUNDING PLAN
ONE CENT INFRASTRUCTURE SALES TAX - FUND 304

Building Automation Replacement (Siemens)	24000	CG2004	101,079	66,945										
Rockland Key Facility	24009	CG2007	155,142	1,992,126	9,266	1,445,000	1,445,000	37,927	599,675	-	-	-	-	-	
Jackson Square Chiller Building	24002	CG2201													
County Facilities Capital Projects	24001	CG2202	8,194	416,212	16,500										
HMGP Wind Retrofit	24010	304-24010			239,029	218,614	814,500	352,326	814,500	418,652	418,652	1,551,136			
Gato Building Repairs	24011	304-24011			43,660	240,000	240,000		53,090	902,620	902,620				
Ellis Building Renovation	24012	304-24012			31,841										
Lester Building Renovation	24013	304-24013													
SOE Bayshore Manor Renovation	24014	304-24014			724,273	352,600	352,600	180,352	294,121						
HMGP Generators	24015	304-24015				137,500	143,900		143,900	212,500	212,500	1,795,163			
Historic Courthouse Envelope Restoration	24016	304-24016				451,062	451,062								
General Government Capital Projects	24000	Various													
Total General Government			**1,496,735**	**3,082,898**	**3,697,940**	**4,382,464**	**6,405,056**	**2,107,048**	**3,638,158**	**1,895,472**	**1,895,472**	**3,346,299**	**3,569,801**	**2,700,000**	**2,200,000**
Culture & Recreation			**FY 21**	**FY 22**	**FY 23**	**FY 24**	**FY 24 Amend**	**FY 24**	**FY 24 Estm**	**FY 25**	**FY 25 Estm**	**FY 26**	**FY 27**	**FY 28**	**FY 29**
Higg's Beach (Atlantic Street relocation)	25001	CC1402	3,959		45,397	100,000	150,000	36,525	58,025	220,000	220,000	-	-		
Big Pine Swimming Hole	25003	CC1701	105,037	1,168,337											
Rowell's Marina	25005	CC1901	94,821	1,067,129	312,547	80,200	136,010		136,010	100,000	100,000				
Reynolds Street Pier Railing	25000	CC2001	12,546												
County Parks Capital Projects	25006	304-25006		98,800											
Upper Keys Activity Center	25007	304-25007			56,461	30,276	30,276	9,468	7,379						
Middle Keys Activity Center	25008	304-25008			544,896	20,554	20,554								
Lower Keys Activity Center	25009	304-25009				1,750,000	1,750,000								
Key Largo Playground Equipment	25010	304-25010			460,560										
Countywide Library Projects	25011	304-25011			146,246										
Bernstein Park Renovations	25012	304-25012								520,050	520,050				
Total Culture & Recreation			**216,363**	**2,334,266**	**1,566,108**	**1,981,030**	**2,086,840**	**45,993**	**201,414**	**840,050**	**840,050**	**-**	**-**	**-**	**-**
Economic Environment			**FY 21**	**FY 22**	**FY 23**	**FY 24**	**FY 24 Amend**	**FY 24**	**FY 24 Estm**	**FY 25**	**FY 25 Estm**	**FY 26**	**FY 27**	**FY 28**	**FY 29**
Tiny House	25501	CE1901	31,440												
Southcliff Estates	25502	304-25502							1,679,000	2,303,000	2,303,000	1,750,000	1,750,000	1,750,000	2,350,000
Total Economic Environment			**31,440**	**-**	**-**	**-**	**-**	**-**	**1,679,000**	**2,303,000**	**2,303,000**	**1,750,000**	**1,750,000**	**1,750,000**	**2,350,000**
Public Safety			**FY 21**	**FY 22**	**FY 23**	**FY 24**	**FY 24 Amend**	**FY 24**	**FY 24 Estm**	**FY 25**	**FY 25 Estm**	**FY 26**	**FY 27**	**FY 28**	**FY 29**
KL Hydrants	26002	CP1403	150,000		150,000	150,000	150,000		150,000	150,000	150,000	150,000			
Fire & Ambulance Hydrants District 1	26000	CP1603													
Fire & Ambulance Fire Truck	26003	CP1901	777,470			837,000	1,767,910	355,130	355,130	1,304,785	1,304,785				
Layton Fire Station Buildout	26000	CP2001	-												
Joe London Fire Training Site Assessment	26005	CP2002	45,673	38,834	132,207										
MCSO Generator	26004	CP2101	364,951	57,430	186,508	3,182,628	3,182,628	27,092	570,275	-					
Trauma Star Helicopter Replacement	26001	CP2201			1,620,175	13,306,800	13,306,800		13,306,800	38,193,200	38,193,200				
MCSO Cudjoe Substation	26009	304-26009				50,000	50,000								
MCSO Marathon Substation	26010	304-26010			3,547	660,000	585,000	52,653	370,000	-	0				
MCSO Detention Center Spalling Repair	26011	304-26011			18,100		75,000		75,000	310,000	310,000				
Marathon EOC	26012	304-26012													
Sugarloaf Fire Station	26013	304-26013				5,908,265	5,908,265		3,131,265	6,479,010	6,479,010				
Total Public Safety			**1,338,094**	**96,264**	**2,110,538**	**24,094,693**	**25,025,603**	**434,875**	**17,958,470**	**46,436,995**	**46,436,995**	**150,000**	**-**	**-**	**-**
			Actual FY 21	**Actual FY 22**	**Actual FY 23**	**Adopted FY 24**	**Amended FY 24**	**YTD FY 24**	**Estimated FY 24**	**Proposed FY 25**	**Estimated FY 25**	**Fiscal Year FY 26**	**Fiscal Year FY 27**	**Fiscal Year FY 28**	**Fiscal Year FY 29**
Transportation															
Road Paving Back log - 5 Years - Pavement Preservation	27002	CR1401	575,000	364,107											
1 Street/Bertha	27003	CR1605	258,057	2,420,364	910,922										
Key Largo III	27010	304-27010				1,075,354	1,532,710	-	69,511	242,855	242,855				
Koehn Sub Division ($2.5 SCOP Funding $1.7 FY22)	27004	CR1902	6,428	14,649											
Duval Mill & Pave	27005	CR2001	119,699	79,653											
Seaview Drive Bridge Replacement	27007	CR2201			1,423,463	1,489,089	4,503,682	1,068,795	3,234,215	1,100,000	1,100,000				
Dennis Street Pump Station	27006	304-27006			337,396										
Deepwater Horizon Projects	27009	304-27009													
Twin Lakes	27001	CR2202				2,000,000	2,000,000	11,885	143,806	6,941,057	6,941,057	3,383,339			
Bimini Drive Bridge Replacement	27011	304-27011			1,672,305		400,000	35,023	328,845						
Harbor Drive Bridge Replacement	27012	304-27012			210,978	5,257,282	5,257,282	860,099	5,257,282	1,040,976	1,040,976				
Sands Subdivision Sea Level Rise	27013	304-27013				493,370	493,370								
)eer Blvd Subsidence Repair	27014	304-27014			1,834,110										
ame Key Bridge Repair	27015	304-27015				506,178	506,178		-	-		403,340	400,000	4,400,000	2,963,950

CAPITAL PROJECTS FUNDING PLAN
ONE CENT INFRASTRUCTURE SALES TAX - FUND 304

Sugarloaf Bridge Replacement	27016	304-27016									3,480,191	1,160,064		
Stillwright Point	27017	304-27017			73,252	450,000	700,000		400,000	1,138,779	1,138,779			
Stillwright Point Road Paving	27023	304-27023					115,000		115,000					
Flagler Ave Road Paving	27024	304-27024					1,249,964		50,000	625,000	625,000	574,964		
Toms Harbor Channel Bridge	27018	304-27018			88,879	498,039	689,160	223,197	498,039	943,434	943,434			
Crane Blvd Shared Use Path	27019	304-27019											1,150,000	914,247
Key Deer Blvd North of Watson Road Repair	27020	304-27020				300,000	300,000		300,000	400,000	400,000	437,539	1,774,351	
Conch Key Roads SLR	27021	304-27021				324,257	324,257		50,000	200,000	200,000	3,474,250	5,419,776	
Ocean Bay Drive Bridge Repair	27022	304-27022					200,000		-	220,000	220,000		1,300,000	
Total Transportation			**959,184**	**2,878,773**	**6,551,305**	**12,393,569**	**18,271,603**	**2,199,000**	**10,446,698**	**12,852,101**	**12,852,101**	**11,753,623**	**10,054,191**	**5,550,000**	**3,878,197**

Administrative & Misc.			**FY 21**	**FY 22**	**FY 23**	**FY 24**	**FY 24 Amend**	**FY 24**	**FY 24 Estm**	**FY 25**	**FY 25 Estm**	**FY 26**	**FY 27**	**FY 28**	**FY 29**
Engineering, Legal, and Admin Costs	22004		1,905,405	2,347,307	2,385,322	2,893,819	2,893,819	1,942,656	2,749,128	3,398,338	3,244,858	3,299,918	3,299,918	3,299,918	3,299,918
Finance Miscellaneous	22005					500,000	500,000			2,921,950	618,950	500,000	500,000	500,000	500,000
7 Mile Bridge	22022				207,090	562,655	562,655	206,989	562,655	562,655	562,655	562,655	562,655	562,655	562,655
College of FLK Upper Keys	22028	CM2001	500,000												
Poinciana	22028	CM2102	400,000												
Infrastructure Revenue Bonds	22043	304-22043			572,984										
Total Admin & Misc.			**2,805,405**	**2,347,307**	**3,165,396**	**3,956,474**	**3,956,474**	**2,149,645**	**3,311,783**	**6,882,943**	**4,426,463**	**4,362,573**	**4,362,573**	**4,362,573**	**4,362,573**

Budgeted Transfers			**FY 21**	**FY 22**	**FY 23**	**FY 24**	**FY 24 Amend**	**FY 24**	**FY 24 Estm**	**FY 25**	**FY 25 Estm**	**FY 26**	**FY 27**	**FY 28**	**FY 29**
Budget Transfers to Grant Fund 125	86502	ST_00017	282,677	617,025	212,311										
Budget Transfers to Grant Fund 125 - Harry Harris	86502	ST_00017													
Budget Transfers to Fund 403 - Marathon EOC	86502	ST_00074		1,563,232	4,645,645										
Budgeted Transfers to 314	86502	ST_00019	9,895,000	961,291											
Debt Service SRF Big Coppitt WW to 207	86502	ST_00018		250,000	2,807,740	682,000	682,000	682,000	682,000	682,000	682,000	682,000	682,000	682,000	682,000
Debt Service 2016 Revenue Bond 87609	86502	ST_00018	1,119,135	1,124,263	1,111,364	1,118,674	1,118,674	1,118,674	1,118,674	5,403,042	5,403,042	5,399,739			
Debt Service SRF Cudjoe Reg. WW to 207	86502	ST_00018	2,564,001	7,253,742	7,253,742	9,379,482	9,379,482	9,379,481	9,379,481	9,379,482	9,379,482	9,379,482	9,379,482	9,379,482	9,379,482
Trauma Star Helicopters Debt Service	86502	ST_00018				4,507,014	4,507,014	4,507,014	4,507,014	4,504,225	4,504,225	4,505,525	4,503,730	4,503,839	4,505,688
Debt Service 2014 Revenue Bond Fund 314 87607	86502	ST_00018	4,281,376	4,279,336	4,231,969	4,283,766	4,283,766	4,283,766	4,283,766						
Key Largo ILA 87608	86502	ST_00018	2,125,000	2,125,000	2,125,000	2,125,000	2,125,000	2,125,000	2,125,000	2,125,000	2,125,000	125,000	125,000	125,000	
Land Acquisition	86502	ST_00020		500,000											
Cost Allocation To General Fund	86502	ST_CA014	533,877	533,877	533,877	533,877	533,877		533,877	533,877	533,877	533,877	533,877	533,877	533,877
Total Budgeted Transfers			**20,801,066**	**19,207,766**	**22,921,648**	**22,629,813**	**22,629,813**	**22,095,935**	**22,629,812**	**22,627,626**	**22,627,626**	**20,625,623**	**15,224,089**	**15,224,198**	**15,101,047**

Cash Balance & Reserves			**FY 21**	**FY 22**	**FY 23**	**FY 24**	**FY 24 Amend**	**FY 24**	**FY 24 Estm**	**FY 25**	**FY 25 Estm**	**FY 26**	**FY 27**	**FY 28**	**FY 29**
Reserves Contingency	85532	590990				1,000,000	49,694			1,500,000		1,500,000	1,500,000	2,088,993	2,625,429
Cash Balance	85532	590991				2,548,024	2,548,024			2,500,000		2,500,000	2,500,000	2,500,000	4,534,810
Reserves	85532	590995													
Total Admin, Transfers & Reserves			**23,606,471**	**21,555,073**	**26,087,044**	**30,134,311**	**29,184,005**	**24,245,580**	**25,941,595**	**33,510,569**	**27,054,089**	**28,988,196**	**23,586,662**	**24,175,764**	**26,623,859**
TOTAL CAPITAL PROJECTS REVENUE			**29,017,452**	**34,755,102**	**99,442,451**	**73,289,538**	**81,276,578**	**26,634,021**	**39,359,220**	**98,170,867**	**35,594,387**	**46,220,798**	**39,193,334**	**34,408,444**	**35,253,736**
TOTAL CAPITAL PROJECTS APPROPRIATIONS			**27,810,016**	**30,081,771**	**40,270,924**	**73,289,538**	**81,276,578**	**29,071,722**	**60,080,783**	**98,170,867**	**91,714,387**	**46,220,798**	**39,193,334**	**34,408,444**	**35,253,736**
			1,207,435	**4,673,331**	**59,171,526**	**0**	**0**	**(2,437,701)**	**(20,721,563)**	**0**	**(56,120,000)**	**0**	**0**	**0**	**0**

FY21 Actual	**FY22 Actual**	**FY23 Actual**	**FY24 Adopted**	**FY24 Amend**	**FY24 YTD**	**FY24 Estm**	**FY25 Proposed**	**FY25 Estm**	**FY26 Proposed**	**FY27 Proposed**	**FY28 Proposed**	**FY29 Proposed**
26,102,553	**27,309,988**	**31,983,319**	**30,153,189**	**91,154,846**	**91,154,846**	**91,154,846**	**70,433,283**	**70,433,283**	**14,313,283**	**6,772,199**	**6,258,579**	**11,118,842**
29,017,452	34,755,102	99,442,451	73,289,538	81,276,578	26,634,021	39,359,220	98,170,867	35,594,387	46,220,798	39,193,334	34,408,444	35,253,736
27,810,016	30,081,771	40,270,924	73,289,538	81,276,578	29,071,722	60,080,783	98,170,867	91,714,387	46,220,798	39,193,334	34,408,444	35,253,736
27,309,988	**31,983,319**	**91,154,846**	**30,153,189**	**91,154,846**	**88,717,145**	**70,433,283**	**70,433,283**	**14,313,283**	**14,313,283**	**6,772,199**	**6,258,579**	**11,118,842**
1,207,434	4,673,331	59,171,527	0	0	(2,437,701)	(20,721,563)	0	(56,120,000)	0	0	0	0

Fund 316:
Land
Acquisition

Fund 316 - Land Acquisition

	FY16 Actual	FY17 Actual	FY18 Actual	FY19 Actual	FY20 Actual	FY21 Actual	FY22 Adopted	FY22 Actual	FY23 Adopted	FY23 Amended	FY23 Actual	FY24 Adopted	FY24 YTD	FY24 Estimate	FY25 Proposed	FY25 Estimate
Beginning Fund Balance	**0**	**6,000,000**	**5,686,782**	**4,384,909**	**1,809,118**	**800,261**	**707,713**	**961,623**	**257,758**	**1,181,874**	**1,181,874**	**971,405**	**971,405**	**971,405**	**504,057**	**504,057**
Revenue	**6,000,000**	**33,538**	**42,534**	**156,298**	**1,443,863**	**264,170**	**1,212,715**	**566,459**	**762,508**	**1,686,623**	**169,436**	**2,086,857**	**1,155,772**	**1,144,319**	**1,155,074**	**651,267**
Expenditures	**0**	**346,756**	**1,344,407**	**2,732,089**	**2,452,718**	**102,808**	**1,212,715**	**346,208**	**762,508**	**1,686,623**	**379,905**	**2,086,857**	**1,550,937**	**1,611,667**	**1,155,074**	**1,005,074**
Ending Fund Balance	**6,000,000**	**5,686,782**	**4,384,909**	**1,809,118**	**800,261**	**961,623**	**707,713**	**1,181,874**	**257,758**	**1,181,874**	**971,405**	**971,405**	**576,240**	**504,057**	**504,057**	**150,250**
	6,000,000	(313,218)	(1,301,873)	(2,575,791)	(1,008,858)	161,363	-	220,251	-	-	(210,469)	-	(395,165)	(467,348)	-	(353,807)

as of 05/01/2024

as of 7/01/2024

Revenue	FY16 Actual	FY17 Actual	FY18 Actual	FY19 Actual	FY20 Actual	FY21 Actual	FY22 Adopted	FY22 Actual	FY23 Adopted	FY23 Amended	FY23 Actual	FY24 Adopted	FY24 YTD	FY24 Estimate	FY25 Proposed	FY25 Estimate
Transfer In from F_304	6,000,000				1,250,000		500,000	500,000	500,000	500,000						
Transfer In from F_158												1,112,206	1,112,206	1,112,206	646,267	646,267
State Grants - Physical Environment				61,253	12,975	6,210		15,325			70,970		23,250	18,125		
Interest		33,538	42,534	95,045	11,703	1,651	5,000	(8,968)	5,000	5,000	37,691	5,000	20,316	13,988	5,000	5,000
Misc Revenue					169,185	256,309		60,102			60,775					
Less 5%							(250)		(250)	(250)		(250)			(250)	
Fund Balance Forward							707,965		257,758	1,181,873		969,901			504,057	
Total Revenue	**6,000,000**	**33,538**	**42,534**	**156,298**	**1,443,863**	**264,170**	**1,212,715**	**566,459**	**762,508**	**1,686,623**	**169,436**	**2,086,857**	**1,155,772**	**1,144,319**	**1,155,074**	**651,267**

Appropriations	Cost Center	FY16 Actual	FY17 Actual	FY18 Actual	FY19 Actual	FY20 Actual	FY21 Actual	FY22 Adopted	FY22 Actual	FY23 Adopted	FY23 Amended	FY23 Actual	FY24 Adopted	FY24 YTD	FY24 Estimate	FY25 Proposed	FY25 Estimate
Land Acquisition	23013	0	346,756	1,344,407	2,732,089	2,452,718	102,808	1,212,715	220,633	762,508	1,512,198	360,144	1,928,210	1,546,954	1,607,684	1,005,074	1,005,074
Howards Haven & Conch Key	22015								125,575		24,425	19,761	8,647	3,983	3,983		
Reserves Fund 316	85578										150,000		150,000			150,000	
Total Project Appropriations		**0**	**346,756**	**1,344,407**	**2,732,089**	**2,452,718**	**102,808**	**1,212,715**	**346,208**	**762,508**	**1,686,623**	**379,905**	**2,086,857**	**1,550,937**	**1,611,667**	**1,155,074**	**1,005,074**
		6,000,000	(313,218)	(1,301,873)	(2,575,791)	(1,008,856)	161,363	0	220,251	0	0	(210,469)	0	(395,165)	(467,348)	0	(353,807)

Fund 401:

Card Sound Bridge

MONROE COUNTY, FLORIDA - BOARD OF COUNTY COMMISSIONERS

BUDGETED REVENUE ANALYSIS

CARD SOUND BRIDGE - 401

FOR THE BUDGET YEAR ENDING SEPTEMBER 30, 2025

Revenues:	**Fiscal Year 2025 Proposed**	**Fiscal Year 2024 Estimate**	**Fiscal Year 2024 YTD**	**Fiscal Year 2024 Amended**	**Fiscal Year 2024 Adopted**	**Fiscal Year 2023 Actual**	**Fiscal Year 2023 Adopted**	**Fiscal Year 2022 Actual**	**Fiscal Year 2022 Adopted**	**Fiscal Year 2021 Actual**	**Fiscal Year 2020 Actual**	**Fiscal Year 2019 Actual**	**Fiscal Year 2018 Actual**	**Fiscal Year 2017 Actual**	**Fiscal Year 2016 Actual**	**Fiscal Year 2015 Actual**	**Fiscal Year 2014 Actual**
Grants-Trans-Other																	
Services Transportation Tolls	2,500,000	2,556,484	1,918,523	2,000,000	2,000,000	2,224,170	1,800,000	2,027,323	1,800,000	2,110,105	1,730,210	1,599,076	(8,890)	1,012,930	1,148,222	1,071,150	994,033
Property Usage Other																	-
Total Charges for Services	**2,500,000**	**2,556,484**	**1,918,523**	**2,000,000**	**2,000,000**	**2,224,170**	**1,800,000**	**2,027,323**	**1,800,000**	**2,110,105**	**1,730,210**	**1,599,076**	**(8,890)**	**1,012,930**	**1,148,222**	**1,071,150**	**994,033**
Hurricane Irma Revenue																	
Investment Income	**10,000**	**11,928**	**169,330**	**40,000**	**40,000**	**240,443**	**40,000**	**(48,650)**	**40,000**	**7,852**	**50,297**	**54,684**	**20,632**	**26,424**	**25,757**	**18,101**	**16,190**
Dispostion of Fixed Assets						**1,106**		**13,927**			**4,946**			**4,283**	**2,400**	**51**	
Misc Rev												**241,665**					
Subtotal Revenues	**2,510,000**	**2,568,412**	**2,087,852**	**2,040,000**	**2,040,000**	**2,465,719**	**1,840,000**	**1,992,600**	**1,840,000**	**2,117,957**	**1,785,453**	**1,895,426**	**11,742**	**1,039,354**	**1,173,978**	**1,089,251**	**1,010,222**
Non-Operating Sources (FB)	6,047,736			1,107,776	1,107,776		1,849,880		3,740,876								
(LESS 5% Florida Statute)	(125,500)			(102,000)	(102,000)		(92,000)		(92,000)								
Total Card Sound Bridge	**8,432,236**	**2,568,412**	**2,087,852**	**3,045,776**	**3,045,776**	**2,465,719**	**3,597,880**	**1,992,600**	**5,488,876**	**2,117,957**	**1,785,453**	**1,895,426**	**11,742**	**1,039,354**	**1,173,978**	**1,089,251**	**1,010,222**

FUND 401 CARD SOUND, Fund Balance Calculation as of 7/01/2024

	2015 Actual	**2016 Actual**	**2017 Actual**	**2018 Actual**	**2019 Actual**	**2020 Actual**	**2021 Actual**	2022 Adopted	**2022 Actual**	2023 Adopted	**2023 Actual**	2024 Adopted	2024 Amended	**2024 YTD**	2024 Estimate	2025 Proposed	2025 Estimate
Fund Balance= Current Assests- Current liabil	**6,517,501**	**6,489,401**	**5,937,572**	**4,790,938**	**1,116,799**	**2,389,036**	**3,255,062**	3,901,313	**4,618,586**	4,526,926	**5,657,633**	6,934,066	6,934,066	**7,062,792**	7,062,792	7,373,914	7,373,914
Revenue	**1,089,251**	**1,173,978**	**1,039,354**	**11,742**	**1,895,426**	**1,785,453**	**2,117,957**	5,488,876	**1,992,600**	3,597,880	**2,465,719**	3,045,776	3,045,776	**1,925,107**	2,568,412	8,432,236	2,643,179
Expense	**1,090,303**	**2,043,421**	**1,693,270**	**2,221,807**	**1,085,872**	**1,214,504**	**765,408**	5,488,876	**955,759**	3,597,880	**1,189,286**	3,045,776	3,045,776	**1,254,040**	2,257,290	8,432,236	7,869,486
Estimated Ending Fund Balanc	**6,516,449**	**5,619,959**	**5,283,656**	**2,580,873**	**1,926,353**	**2,959,985**	**4,607,611**	3,901,313	**5,655,427**	4,526,926	**6,934,066**	6,934,066	6,934,066	**7,733,859**	7,373,914	7,373,914	2,147,607
	(1,052)	(869,442)	(653,916)	(2,210,065)	809,554	570,949	1,352,549	0	1,036,841	0	1,276,433	0	0	671,067	311,122	(0)	(5,226,307)

Budget Projection		2015	2016	2017	2018	2019	2020	2021	2022	2022	2023	2023	2024	2024	2024	2024	2025	2025
Revenues:		**Actual**	**Actual**	**Actual**	**Actual**	**Actual**	**Actual**	**Actual**	Adopted	**Actual**	Adopted	**Actual**	Adopted	Amended	**YTD**	Estimate	Proposed	Estimate
Tolls		**1,071,150**	**1,148,222**	**1,012,930**	**(8,890)**	**1,599,076**	**1,730,210**	**2,110,105**	1,800,000	2,027,323	1,800,000	2,224,170	2,000,000	2,000,000	1,918,523	2,556,484	2,500,000	2,633,179
Other Revenue		**51**	**2,400**	**4,283**	**-**	**241,665**	**4,946**	**-**		(34,723)								
Interest		**18,101**	**13,043**	**26,424**	**20,632**	**54,684**	**50,297**	**7,852**	40,000		40,000	241,549	40,000	40,000	6,585	11,928	10,000	10,000
Less 5%									(92,000)		(92,000)		(102,000)	(102,000)			(125,500)	
Subtotal		**1,089,302**	**1,163,665**	**1,043,636**	**11,742**	1,895,426	1,785,453	2,117,957	1,748,000	1,992,600	1,748,000	2,465,719	1,938,000	1,938,000	1,925,107	2,568,412	2,384,500	2,643,179
Fund Bal Fwd									3,740,876		1,849,880		1,107,776	1,107,776			6,047,736	
Total		**1,089,302**	**1,163,665**	**1,043,636**	**11,742**	**1,895,426**	**1,785,453**	**2,117,957**	5,488,876	**1,992,600**	3,597,880	2,465,719	3,045,776	3,045,776	1,925,107	2,568,412	8,432,236	2,643,179
Appropriations:																		
Operating																		
Card Sound Road	22502	**1,320,620**	**1,479,768**	**1,509,345**	**363,201**	642,608	1,067,223	598,104	826,802	724,223	997,909	938,765	831,246	831,246	747,388	1,493,005	836,934	780,720
Toll AET Conversion	22502				**1,203,903**	305,216												
Card Sound Road Mill and Resurface	22502								3,595,482		573,675							
Replacement Project Planning-PD&E	22502								500,000		800,000		800,000	800,000				
County Engineer Csb	22003	**28,202**	**49,150**	**34,233**	**45,889**	58,272	67,505	87,528	147,915	151,759	173,144	170,745	184,485	184,485	134,870	175,261	197,144	190,608
Tubby's Creek Bridge	22590										269,000		189,701	254,525	185,721	254,525	2,863,517	2,863,517
Mosquito Creek Bridge	22591										269,000		189,750	254,723	186,060	254,723	2,507,065	2,507,065
Card Sound Road Bridge Replacement	22596																1,447,800	1,447,800
Tropical Storm Fay	22534																	
Hurr Ike Card Sound	22536																	
Tropical Storm Isaac	22546																	
Hurricane Irma	22559				**2,700**													
Cash Balance	**85534**								230,000		223,224		541,765	541,765			250,000	
Transfers Out	**86503**	**149,693**	**149,693**			79,776	79,776	79,776	79,776	79,776	79,776	79,776	79,776	79,776		79,776	79,776	79,776
Trsf Out - Grant Match	**86503**		**364,810**	**149,693**	**606,114**													
Contingency	**85534**								108,901		212,152		229,053	99,256			250,000	
Total		**1,498,515**	**2,043,421**	**1,693,270**	**2,221,807**	**1,085,872**	**1,214,504**	**765,408**	5,488,876	955,759	3,597,880	1,189,286	3,045,776	3,045,776	1,254,040	2,257,290	8,432,236	7,869,486
		(409,213)	(879,756)	(649,634)	(2,210,065)	809,554	570,949	1,352,549	0	1,036,841	0	1,276,433	0	0	671,067	311,122	0	(5,226,307)

Fund 403:

Marathon Airport

MONROE COUNTY, FLORIDA - BOARD OF COUNTY COMMISSIONERS
BUDGETED REVENUE ANALYSIS
MARATHON AIRPORT - 403
FOR THE BUDGET YEAR ENDING SEPTEMBER 30, 2025

Revenues:	Fiscal Year 2025 Proposed	Fiscal Year 2024 Estimate	Fiscal Year 2024 YTD	Fiscal Year 2024 Adopted	Fiscal Year 2023 Actual	Fiscal Year 2023 Adopted	Fiscal Year 2022 Actual	Fiscal Year 2022 Adopted	Fiscal Year 2021 Actual	Fiscal Year 2020 Actual	Fiscal Year 2019 Actual	Fiscal Year 2018 Actual	Fiscal Year 2017 Actual	Fiscal Year 2016 Actual	Fiscal Year 2015 Actual	Fiscal Year 2014 Actual
Airline Rents													-1,815			
Other Rents	1,000,000	956,382	939,344	850,000	616,051	800,000	816,432	735,000	806,594	795,537	695,308	666,324	1,128,012	631,689	619,366	600,185
Airline Fees				20,000	1,715	2,000	3,882	3,000	1,928	453	785	559	546	799	559	2,954
Other Fees	75,000	96,770	57,449	450,000	27,094	450,000	153,039	340,000	487,662	278,734	294,585	304,333	323,285	335,504	265,474	226,214
Airport Concessions	300,000	308,350	227,999		323,863		332,209									
Airport Car Rentals	75,000	134,887	85,817		(11,044)		81,905									
Services - Other Property Usage																
Services - Property Usage Other																
Total Charges for Services	**1,450,000**	**1,496,389**	**1,310,610**	**1,320,000**	**957,679**	**1,252,000**	**1,387,466**	**1,078,000**	**1,296,183**	**1,074,724**	**990,679**	**971,217**	**1,450,028**	**967,991**	**885,399**	**829,353**
Investment Income	**50,000**	**141,154**	**226,269**	**50,000**	**382,014**	**20,000**	**(3,046)**	**20,000**	**5,552**	**30,996**	**38,927**	**14,542**	**7,898**	**6,198**	**4,291**	**2,177**
Fed Grants Pub Safety- 331200 EOC		9,808,008	6,323,952		3,112,885				848,202							
Fed Grants Physical Environ									85,931							
Fed Grants Trans		1,009,052	1,323,940		1,703,602		604,948		231,440	112,993	296,322	602,180	286,469	813,348	46,790	8,100
State Grants Public Safety- 334200 EOC			207,117						365,300							
State Grants Trans- 334400 EOC		2,417,212	3,777,849		6,266,579		1,802,333		314,259	1,237,245	550,909	316,650	2,751,205		928,783	154,118
State Grants Trans		1,347,047	189,776		367,223											
CARES									65,285							
Fed/State Grants Economic																
Disposition of Fixed Assets									(444,262)		10,584					
Contrib & Don Fm Priv S												10,000				
Customs -635001									160,209	102,893	147,422	151,602	149,990	44,974	16,000	140,000
EOC-635250																
Miscellaneous Revenue		500	270		1,862		(2,261)		3,699	601	400	300	512	332	360	289
Miscellaneous Commissions																
Rents					431,808											
Other Sources - Reimbursement					166,032		255,676									
Other Misc. Revenue	**0**	**14,581,819**	**11,822,905**	**0**	**12,049,991**	**0**	**2,660,695**	**0**	**1,630,064**	**1,453,731**	**1,005,637**	**1,080,733**	**3,188,177**	**858,654**	**991,933**	**302,507**
Subtotal Revenues	**1,500,000**	**16,219,362**	**13,359,784**	**1,370,000**	**13,389,684**	**1,272,000**	**4,045,116**	**1,098,000**	**2,931,799**	**2,559,451**	**2,035,242**	**2,066,491**	**4,646,102**	**1,832,843**	**1,881,623**	**1,134,037**
Trans Fm 304- EOC					4,645,645		1,563,232									
Trans Fm 001- EOC					10,341,817											
Trans Fm 406				20,000		20,000		20,000		3,098	6,086	18,181			210,429	5,805
Trans Fm 404																697,500
Trans Fm 503											1,147,024	322,577				
Trans Fm 504										87,500	190,000					
Non-Operating Sources (FB)	2,436,577			1,427,516		1,420,346		1,531,664								
(LESS 5% Florida Statute)	(75,000)			(68,500)		(63,600)		(54,900)								
Total Marathon Airport	**3,861,577**	**16,219,362**	**13,359,784**	**2,749,016**	**28,377,146**	**2,648,746**	**5,608,348**	**2,594,764**	**2,931,799**	**2,650,049**	**3,378,352**	**2,407,249**	**4,646,102**	**1,832,843**	**2,092,052**	**1,837,343**

FUND 403 MARATHON AIRPORT

as of 7/01/2024

	2015 Actual	2016 Actual	2017 Actual	2018 Actual	2019 Actual	2020 Actual	2021 Actual	2022 Adopted	2022 Actual	2023 Adopted	2023 Actual	2024 Adopted	2024 Actual	2024 Estimate	2025 Budget	2025 Estimate
Audited Fund Bal Prior Year	1,750,024	1,602,888	1,168,919	1,776,030	1,250,840	2,161,558	1,850,880	1,877,492	2,665,072	3,327,814	3,051,844	21,594,306	7,300,340	7,300,340	3,008,388	3,008,388
Revenue	1,116,479	1,019,495	1,608,428	1,137,361	2,531,121	1,212,311	1,021,381	2,594,764	3,400,965	2,648,746	16,926,857	2,749,016	1,744,266	13,863,263	3,861,577	1,427,500
Expense	746,574	899,482	989,444	1,873,552	1,506,076	1,307,496	1,264,547	2,594,764	1,393,049	2,648,746	1,444,021	2,749,016	1,040,724	18,155,215	3,861,577	1,670,867
Estimated Ending Fund Balance	2,088,560	1,705,516	1,776,030	1,039,838	2,251,885	2,074,166	1,607,714	1,877,492	4,672,988	3,327,814	18,534,680	21,594,306	8,003,881	3,008,388	3,008,388	2,765,021
	338,536	102,628	607,111	(736,192)	1,001,045	(87,392)	(243,166)	0	2,007,916	0	15,482,836	0	14,635,322	(4,291,952)	0	(243,367)

***From the CAFR - Fund Balance for Airports is calculated = assets - liabilities**

Marathon Airport - Fund - 403

Revenues:		2015 Actual	2016 Actual	2017 Actual	2018 Actual	2019 Actual	2020 Actual	2021 Actual	2022 Adopted	2022 Actual	2023 Adopted	2023 Actual	2024 Adopted	2024 Actual	2024 Estimate	2025 Budget	2025 Estimate
Charges for Services		885,399	967,991	1,450,028	971,217	990,679	1,074,724	1,296,183	1,078,000	1,387,466	1,252,000	957,679	1,320,000	1,310,610	1,496,389	1,450,000	1,377,500
Interest		4,291	6,198	7,898	14,542	38,927	30,996	5,552	20,000	(3,046)	20,000	382,014	50,000	226,269	141,154	50,000	50,000
Customs		16,000	44,974	149,990	151,602	147,422	102,893	160,209	0	0	0	0	0	0	0	0	0
Misc.		360	332	512		10,984	601	(440,563)	0	253,415	0	599,702	0	207,387	500	0	0
Subtotal		906,050	1,019,495	1,608,428	1,137,361	1,188,011	1,209,213	1,021,381	1,098,000	1,637,835	1,272,000	1,939,395	1,370,000	1,744,266	1,638,043	1,500,000	1,427,500
Grants		975,573	813,348	3,037,674	602,180	847,231	1,350,238			2,407,281		2,070,825		1,513,717			
EOC Grant Revenue								1,527,762		199,897		9,379,463		10,101,801	12,225,220		
Transfers In EOC - Fund 001												10,341,817					
Transfers In EOC - Fund 304										1,563,232		4,645,645					
Transfers In		210,429	0	0	0	1,343,110	3,098	0	20,000		20,000		20,000	-			
Less 5%									(54,900)		(63,600)		(68,500)	-		(75,000)	
Fund Bal Fwd									1,531,664		1,420,346		1,427,516	-		2,436,577	
Total Revenue		2,092,052	1,832,843	4,646,102	1,739,540	3,378,352	2,562,549	2,549,143	2,594,764	5,808,245	1,376,746	28,377,146	2,749,016	13,359,784	13,863,263	3,861,577	1,427,500
Total Operating Revenue (Less Grants)		1,116,479	1,019,495	1,608,428	1,137,361	2,531,121	1,212,311	1,021,381	2,594,764	3,201,067	2,648,746	16,926,857	2,749,016	1,744,266	1,638,043	3,861,577	1,427,500
Appropriations:																	
Operating	63501 & 63572	696,421	779,366	751,775	1,443,476	781,766	897,308	876,925	1,262,379	996,329	1,305,021	1,040,439	1,386,631	883,335	1,182,136	1,314,192	1,248,482
Customs Service Operating	635001		69,962	153,895	148,913	142,340	130,829	250,237	270,000	259,335	288,900	266,197	300,000	157,389	285,000	300,000	285,000
Marathon Airport R&R	63502	0	0	0	0				715,000		715,000		715,000			1,900,000	
Hurricane Irma - Payroll	675102			30,116	7,988		985										
Hurricane Irma - Operating Expense	675102			3,505	273,175	444,292	140,988										
Hurricane Dorian	635200					293											
Cash Balance	85535	0	0	0					120,000		112,440		120,000			120,000	
Transfers Out	86504	50,153	50,153	50,153		137,385	137,385	137,385	137,385	137,385	137,385	137,385	137,385		16,688,079	137,385	137,385
Contingency	85535	0	0	0	0				90,000		90,000		90,000			90,000	
Total Operating Expenditures		746,574	899,482	989,444	1,873,552	1,506,076	1,307,496	1,264,547	2,594,764	1,393,049	2,648,746	1,444,021	2,749,016	1,040,724	18,155,215	3,861,577	1,670,867
Revenue Guaranty		(1,682,727)	(731,918)	17,412	(114,069)												
MTH Airport Grants		1,765,015	1,083,115	377,990	736,572	666,452	404,794	5,208,648		4,190,078		2,106,006		3,565,705			
MTHN EOC	635250							2,568,824		1,478,276		20,584,059		9,350,156			
OPEB		31,369	17,385	11,874		23,999	(7,793)										
Depreciation		594,596	627,885	646,272		754,515	740,244										
Loss on Disposal Fix Assets			7,868	8,165													
Total Expenditures		1,454,827	1,903,817	2,051,157	2,496,055	2,951,043	2,444,741	9,042,020	2,594,764	7,061,402	2,648,746	24,134,086	2,749,016	13,956,585	18,155,215	3,861,577	1,670,867
Surplus/Deficit		637,225	(70,974)	2,594,946	(756,514)	427,309	117,808	(6,492,877)	0	(1,253,157)	(1,272,000)	4,243,059	0		(4,291,952)	0	(243,367)

Fund 404:

Key West Intl Airport

MONROE COUNTY, FLORIDA - BOARD OF COUNTY COMMISSIONERS
BUDGETED REVENUE ANALYSIS
KEY WEST AIRPORT - 404
FOR THE BUDGET YEAR ENDING SEPTEMBER 30, 2025

Revenues:	Fiscal Year 2025 Proposed	Fiscal Year 2024 Estimate	Fiscal Year 2024 YTD	Fiscal Year 2024 Adopted	Fiscal Year 2023 Actual	Fiscal Year 2023 Adopted	Fiscal Year 2022 Actual	Fiscal Year 2022 Adopted	Fiscal Year 2021 Actual	Fiscal Year 2020 Actual	Fiscal Year 2019 Actual	Fiscal Year 2018 Actual	Fiscal Year 2017 Actual	Fiscal Year 2016 Actual	Fiscal Year 2015 Actual	Fiscal Year 2014 Actual
Airline Rents	2,200,000	2,274,368	1,932,596	2,000,000	2,739,619	2,000,000	2,757,912	2,000,000	1,639,351	2,000,995	2,017,556	1,814,866	1,820,649	1,589,279	1,633,267	1,855,540
Airport Terminal Rents	200,000	203,769	185,914		440,116											
Other Rents	850,000	867,446	733,273	1,700,000	3,485,128	1,700,000	678,845	1,400,000	1,782,924	1,283,552	1,387,261	1,314,933	1,370,014	1,139,624	1,302,944	1,161,866
Airline Landing Fees	3,500,000	3,513,409	3,175,526	3,000,000	3,292,771	3,000,000	2,821,825	2,300,000	3,360,980	1,936,703	2,232,070	1,562,050	2,054,294	2,011,133	1,559,916	1,470,353
Other Fees	200,000	203,383	156,716	3,200,000	107,714	3,200,000	117,053	2,400,000	3,493,298	1,982,799	2,487,395	2,068,658	2,029,678	1,747,364	1,641,121	1,802,969
Airport Parking	10,000	7,246	3,867	30,000	13,422	30,000	17,601	60,000	30,238	32,463	68,289	86,387	82,327	80,014	78,090	83,014
Airline Security	1,200,000	1,264,381	1,115,236	450,000	1,200,631	450,000	1,083,602	425,000	594,213	411,378	529,122	342,184	443,106	330,059	272,113	311,254
Services - Parking - Credit Card	650,000	677,762	612,575	375,000	669,710	375,000	614,559	400,000	389,797	258,505	370,319	360,939	337,055	233,647	201,655	189,127
Airport Concessions	2,000,000	2,589,078	2,394,417		1,285,570		3,563,908									
Ground Transportation	500,000	588,491	425,917		541,039		526,323									
Airport Car Rentals	800,000	911,245	831,071		13,766		633,446									
Services - Pass Fac Chges	1,500,000	1,611,836	1,312,600		792,056							0	0			
Property Usage											100	100	0	0	0	250
Quasi External Gas Charges							3,536									
Total Charges for Services	**13,610,000**	**14,712,414**	**12,879,708**	**10,755,000**	**14,581,541**	**10,755,000**	**12,818,610**	**8,985,000**	**11,290,801**	**7,906,396**	**9,092,113**	**7,550,117**	**8,137,122**	**7,131,120**	**6,689,106**	**6,874,373**
Parking Violations						250	20	600	98	0		11	21	336	1,051	531
Fines & Forefeitures	**0**	**0**	**0**	**0**	**0**	**250**	**20**	**600**	**98**	**0**	**0**	**11**	**21**	**336**	**1,051**	**531**
Investment Income	**50,000**	**117,711**	**775,758**	**50,000**	**1,547,028**	**25,000**	**(52,786)**	**50,000**	**18,331**	**59,747**	**96,717**	**36,871**	**22,168**	**9,965**	**56,230**	**6,078**
Disposition Of Fixed Assets					(4,867)		704		(1,176,785)	3,758	7,699					
Cont & Don Fm																
Donations									5,000							
Miscellaneous Revenue			1,121,524		5,019,572		1,360		1,446	420	3,362	321	1,951	661	360	6,380
Miscellaneous Commissions									1,869	7,053	684	611	729	904	755	1,052
Miscellaneous Settlements									150,000							
Debt Proceeds																
Other Misc. Revenue	**0**	**0**	**1,121,524**	**0**	**5,014,705**	**0**	**2,064**	**0**	**(1,018,470)**	**11,231**	**11,745**	**932**	**2,680**	**1,566**	**1,115**	**7,432**
Misc-Liquidated Dmgs																
Subtotal Revenues	**13,660,000**	**14,830,125**	**14,776,990**	**10,805,000**	**21,143,273**	**10,780,250**	**12,767,908**	**9,035,600**	**10,290,760**	**7,977,375**	**9,200,575**	**7,587,931**	**8,161,990**	**7,142,987**	**6,747,501**	**6,888,414**
Grants													3,310,218	1,462,567		
Federal Grants - Transportation - Airport Development			2,690,867		3,633,649		8,644,307		1,152,261	365,405	679,215	17,779			104,581	1,467,940
Federal Grants			35,907						(2,414,539)	73,200		58,320				58,395
Federal Grants - Public Safety			29,716		107,849											
State Grants - Transportation - Airport Development			611,602		1,270,815		4,952,588		(1,371,212)	1,303,744	809,408	1,240,778			319,271	287,638
State Grants - Economic																
Federal Grants - Courts CARES Act			210,171		1,139,206		8,008,805		3,153,568	5,295,800						
Hurricane										136,419		77,906				
CAPITAL CONTRIB																
Trsf Fm PFC 406			96,343		1,682,853		2,737,010		1,341,829	316,605	71,869	419,565			4,525,359	
Trsf Fm Risk 503																
Trsf Fm Gen Fund																
Non-Operating Sources (FB)	22,213,558			12,116,974		11,080,194		9,628,774								
(LESS 5% Florida Statute)	(683,000)			(540,250)		(539,013)		(451,780)								
Total Key West Airport	**35,190,558**	**14,830,125**	**18,451,597**	**22,381,724**	**28,977,645**	**21,321,431**	**37,110,617**	**18,212,594**	**12,152,667**	**15,468,548**	**10,761,067**	**9,402,280**	**11,472,208**	**8,605,554**	**11,696,712**	**8,702,386**

FUND 404 KEY WEST AIRPORT
Fund Balance Forward Calculation

as of 7/01/2024

Fiscal Year	2015 Actual	2016 Actual	2017 Actual	2018 Actual	2019 Actual	2020 Actual	2021 Actual	2022 Budget	2022 Actual	2023 Adopted	2023 Actual	2024 Adopted	2024 YTD	2024 Estimate	2025 Proposed	2025 Estimate
Audited Fund Balance	4,638,848	4,388,962	4,142,744	4,253,958	2,944,243	3,318,815	6,900,241	9,460,472	13,600,925	18,996,061	24,773,600	39,128,548	46,400,101	21,861,463	23,742,353	23,742,353
Revenue	7,171,353	8,605,554	11,472,208	9,402,280	10,761,067	15,468,548	12,152,667	18,212,594	37,110,617	21,321,431	23,962,940	22,381,724	18,451,597	14,830,125	35,190,558	13,660,000
Expense	6,520,168	6,763,591	7,436,794	7,719,799	8,178,774	8,593,727	1,030,055	18,212,594	10,224,415	21,321,431	26,875,077	22,381,724	13,909,049	12,949,235	35,190,558	19,650,717
Estimated Ending Fund Balance	5,290,033	6,230,925	8,178,158	5,936,438	5,526,536	10,193,636	18,022,853	9,460,472	40,487,127	18,996,061	21,861,463	39,128,548	50,942,649	23,742,353	23,742,353	17,751,637
	651,185	1,841,963	4,035,414	1,682,480	2,582,293	6,874,821	11,122,612	0	26,886,202	0	(2,912,137)	0	4,542,548	1,880,890	0	(5,990,717)

FUND 404 KEY WEST AIRPORT
Fiscal Year Budget Projection

Revenues:	2015 Actual	2016 Actual	2017 Actual	2018 Actual	2019 Actual	2020 Actual	2021 Actual	2022 Budget	2022 Actual	2023 Adopted	2023 Actual	2024 Adopted	2024 YTD	2024 Estimate	2025 Proposed	2025 Estimate
Charges for Services	6,689,106	7,131,120	8,137,122	7,550,117	9,092,113	7,906,396	11,290,801	8,985,000	12,818,610	10,755,000	14,581,541	10,755,000	12,879,708	14,712,414	13,610,000	13,610,000
Other Revenue	58,395	11,867	24,868	37,814	108,463	70,979	(1,000,041)	50,600	(50,702)	25,250	1,547,028	50,000	1,897,282	117,711	50,000	50,000
Subtotal	6,747,501	7,142,987	8,161,990	7,587,931	9,200,575	7,977,375	10,290,760	9,035,600	12,767,908	10,780,250	16,128,568	10,805,000	14,776,990	14,830,125	13,660,000	13,660,000
Less 5%								(451,780)		(539,013)		(540,250)			(683,000)	
Grants	423,852	1,462,567	3,310,218	1,814,348	1,488,623	7,174,569	520,078	0	21,605,700		6,151,519	0	3,578,263			
Transfers In	4,525,359				71,869	316,605	1,341,829	0	2,737,010		1,682,853	0	96,343			
Fund Bal Fwd								9,628,774		11,080,194		12,116,974			22,213,558	
Total Revenue	11,696,712	8,605,554	11,472,208	9,402,280	10,761,067	15,468,548	12,152,667	18,212,594	37,110,617	21,321,431	23,962,940	22,381,724	18,451,597	14,830,125	35,190,558	13,660,000
Total Operating Revenue (Less Grants)	11,272,860	7,142,987	8,161,990	7,587,931	9,272,444	8,293,980	11,632,589		15,504,917		17,811,421		14,873,334	14,830,125		13,660,000
Appropriations:																
Operating 63001 & 63002	4,790,952	2,415,967	2,628,750	2,562,374	2,929,607	3,182,846	433,278	10,889,506	4,068,116	13,164,530	4,948,779	13,423,325	3,101,969	5,256,111	18,244,514	9,122,257
Fire & Rescue 63100	1,291,737	1,267,305	1,368,966	1,508,116	1,495,192	1,525,440	95,458	1,989,505	1,882,119	2,257,899	2,080,387	2,300,629	1,660,689	2,177,009	2,413,583	2,394,710
EYW Custom Facility Charge 63101															2,225,000	2,113,750
Key West Airport Security 63200	63,106	2,421,201	2,374,873	2,575,424	2,607,348	2,713,085	(158,765)	2,975,751	2,750,080	3,530,520	3,298,114	4,104,944	2,879,454	3,720,773	4,668,185	4,092,850
Key West Airport Admin 63201	43,093	327,838	627,152	645,667	653,149	695,076	179,611	1,762,966	1,025,003	1,802,968	1,284,050	2,062,247	1,085,448	1,318,063	2,086,996	1,449,869
Hurricane Irma - Payroll 630191			77,258	1,094												
Hurricane Irma - Operating 630191			28,516	95,845	16,198	0	235									
Cash Balance 85536								89,577		60,225		0			50,000	
Transfer Out - Cost Allocation 86505	331,280	331,280	331,280	331,280	477,280	477,280	480,238	477,280	499,097	477,280	477,280	477,280		477,280	477,280	477,280
Transfer Out - F_404 to F_405 86505															5,000,000	
Contingency 85536								28,009		28,009		13,299			25,000	
Total Operating Expenditures	6,520,168	6,763,591	7,436,794	7,719,799	8,178,774	8,593,727	1,030,055	18,212,594	10,224,415	21,321,431	12,088,610	22,381,724	8,727,560	12,949,235	35,190,558	19,650,717
Grant Projects	698,513	1,574,860	2,568,939	570,795	763,358	992,051	25,285,823		17,096,362		14,786,467		5,181,489			
OPEB	20,576	27,086	18,500	(397,704)												
Retirement			301,262	247,925	488,800	553,526										
Depreciation	2,459,218	2,475,888	2,386,278	2,494,910	2,428,693	3,200,064	166,645									
Loss on Disposal Fix Assets		42,400	313		36,042											
Total Expenditures	9,698,475	10,883,825	12,712,087	10,635,725	11,895,667	13,339,368	26,482,524	18,212,594	27,320,777	21,321,431	26,875,077	22,381,724	13,909,049	12,949,235	35,190,558	19,650,717
Surplus/Deficit	5,176,544	1,841,963	4,035,414	1,682,480	2,582,293	6,874,821	11,122,612	0	26,886,202	0	(2,912,137)	0		1,880,890	0	(5,990,717)

Fund 405:

General Airport Revenue Bond

MONROE COUNTY, FLORIDA - BOARD OF COUNTY COMMISSIONERS
BUDGETED REVENUE ANALYSIS
GENERAL AIRPORT REVENUE BOND - FUND 405
FOR THE BUDGET YEAR ENDING SEPTEMBER 30, 2025

Revenues:	Fiscal Year 2025 Proposed	Fiscal Year 2024 Estimate	Fiscal Year 2024 YTD	Fiscal Year 2024 Amended	Fiscal Year 2024 Adopted	Fiscal Year 2023 Actual	Fiscal Year 2022 Actual
Investment Income	**500,000**	**1,332,431**	**932,431**	**500,000**	**500,000**	**1,561,374**	**0**
Miscellaneous Revenue							
Debt Proceeds	10,000,000						41,340,000
Other Misc. Revenue	**10,000,000**	**0**	**0**	**0**	**0**	**0**	**41,340,000**
Subtotal Revenues	**10,500,000**	**1,332,431**	**932,431**	**500,000**	**500,000**	**1,561,374**	**41,340,000**
Grants							
Federal Grants - Transportation - Airport Development		7,153,676	4,575,856	7,883,427		15,929,442	
Federal Grants							
Federal Grants - Public Safety							
State Grants - Transportation - Airport Development		5,576,447	5,576,447	3,293,736		11,157,247	
Federal Grants - Courts CARES Act				210,171			
Total Grants	**0**	**12,730,123**	**10,152,303**	**11,387,334**	**0**	**27,086,689**	**0**
Transfer from Fund 404	5,000,000						
Transfer from Fund 406	5,000,000						
Total Transfer In	**10,000,000**	**0**	**0**	**0**	**0**	**0**	**0**
Non-Operating Sources (FB)	21,791,750			39,882,590	39,882,590		
(LESS 5% Florida Statute)	(25,000)			(25,000)	(25,000)		
Total General Airport Revenue Bond	**52,266,750**	**26,792,677**	**21,237,038**	**63,132,258**	**40,357,590**	**55,734,751**	**41,340,000**

FUND 405 GENERAL AIRPORT REVENUE BOND
Fund Balance Forward Calculation as of 7/01/2024

Fiscal Year	2022 Actual	2023 Actual	2024 Adopted	2024 Amended	2024 YTD	2024 Estimate	2025 Proposed	2025 Estimate
Audited Fund Balance	**0**	**40,584,619**	**39,999,927**	**37,448,924**	**37,448,924**	**37,448,924**	**25,893,805**	**25,893,805**
Revenue	**41,340,000**	**28,648,063**	**40,357,590**	**51,744,924**	**11,084,735**	**14,062,554**	**42,266,750**	**20,500,000**
Expense	**755,381**	**31,783,757**	**40,357,590**	**51,744,924**	**22,128,965**	**25,617,674**	**42,266,750**	**39,402,000**
Estimated Ending Fund Balance	**40,584,619**	**37,448,924**	**39,999,927**	**37,448,924**	**26,404,694**	**25,893,805**	**25,893,805**	**6,991,805**
	40,584,619	**(3,135,694)**	**0**	**0**	**(11,044,230)**	**(11,555,120)**	**0**	**(18,902,000)**

FUND 405 GENERAL AIRPORT REVENUE BOND

Fiscal Year Budget Projection		2022 Actual	2023 Actual	2024 Adopted	2024 Amended	2024 YTD	2024 Estimate	2025 Proposed	2025 Estimate
Revenues:									
Investment Income		**0**	**1,561,374**	500,000	500,000	**932,431**	1,332,431	500,000	500,000
Other Revenue		**41,340,000**	**0**	0	0	**0**	0	10,000,000	10,000,000
Subtotal		**41,340,000**	**1,561,374**	**500,000**	**500,000**	**932,431**	**1,332,431**	**10,500,000**	**10,500,000**
Less 5%				**(25,000)**	**(25,000)**			**(25,000)**	
Grants		0	27,086,689	0	11,387,334	10,152,303	12,730,123	0	
Transfer In		0	0	0	0	0	0	10,000,000	10,000,000
Fund Bal Fwd				**39,882,590**	**39,882,590**			**21,791,750**	
Total		**41,340,000**	**28,648,063**	**40,357,590**	**51,744,924**	**11,084,735**	**14,062,554**	**42,266,750**	**20,500,000**
Appropriations:									
EYW Concourse A Const	**630905**		**30,632,536**	29,300,000	40,455,042	**19,490,806**	22,604,559	31,000,000	31,000,000
EYW Concourse A Apron	**630906**			6,101,740	6,101,740	**524,938**	899,894	5,711,000	5,711,000
KW Airport Debt Service	**88900**	**755,381**	**1,151,221**	2,091,100	2,113,221	**2,113,221**	2,113,221	2,691,000	2,691,000
ARPA Debt Service	**630907**				210,171				
Reserves	**85564**			2,864,750	2,864,750			2,864,750	
Total 405		**755,381**	**31,783,757**	**40,357,590**	**51,744,924**	**22,128,965**	**25,617,674**	**42,266,750**	**39,402,000**
Surplus/Deficit		40,584,619	(3,135,694)	0	(0)	(11,044,230)	(11,555,120)	0	(18,902,000)

Fund 406:

PFC & Oper Restrictions

MONROE COUNTY, FLORIDA - BOARD OF COUNTY COMMISSIONERS
BUDGETED REVENUE ANALYSIS
PFC & OPER RESTRICTIONS - 406
FOR THE BUDGET YEAR ENDING SEPTEMBER 30, 2025

	Fiscal Year 2025 Proposed	Fiscal Year 2024 Estimate	Fiscal Year 2024 YTD	Fiscal Year 2024 Amended	Fiscal Year 2024 Adopted	Fiscal Year 2023 Actual	Fiscal Year 2023 Adopted	Fiscal Year 2022 Actual	Fiscal Year 2022 Adopted	Fiscal Year 2021 Actual	Fiscal Year 2020 Actual	Fiscal Year 2019 Actual	Fiscal Year 2018 Actual	Fiscal Year 2017 Actual	Fiscal Year 2016 Actual	Fiscal Year 2015 Actual	Fiscal Year 2014 Actual
Revenues:																	
Serv-Airport	2,000,000	2,457,892	1,777,293	2,566,061	1,900,000	2,573,832	1,700,000	2,821,115	1,500,000	1,873,994	1,571,222	1,470,078	1,392,708	1,530,432	1,355,386	1,298,509	1,380,857
Project Serv Airport												441,780	301,343				
Fed Grants Trans						289,602		1,727,638		2,948,885	11,332,435	5,681,875	19,047,486	2,770,393	787,095	3,957,996	
State Grants Trans		666,061				384,847		947,210		104,178	420,822	50,006	1,077,663	113,512		219,889	-2,974
Fed/State Grants Economic																	
Miscellaneous Revenue																	
Disposition of Fixed Assets										-110,876							
Interest Earnings	75,000	74,246	135,814	75,000	75,000	76,980	75,000	39,132	150,000	8,732	70,704	190,171	160,764	61,725	25,334	4,000	1,989
Other Misc. Revenue	2,075,000	3,198,199	1,913,107	2,641,061	1,975,000	3,325,261	1,775,000	5,535,095	1,650,000	4,824,913	13,395,183	7,833,911	21,979,963	4,476,062	2,167,816	5,480,393	1,379,872
Subtotal Revenues	2,075,000	3,198,199	1,913,107	2,641,061	1,975,000	3,325,261	1,775,000	5,535,095	1,650,000	4,824,913	13,395,183	7,833,911	21,979,963	4,476,062	2,167,816	5,480,393	1,379,872
Trans Fm 404/405									0	0	0	0					499,399
Non-Operating Sources (FB)	10,626,213			2,068,750	2,068,750		4,778,750		3,527,500	0	0	0					
(LESS 5% Florida Statute)	(103,750)			(98,750)	(98,750)		(88,750)		(82,500)								
Total Fund 406	12,597,463	3,198,199	1,913,107	4,611,061	3,945,000	3,325,261	6,465,000	5,535,095	5,095,000	4,824,913	13,395,183	7,833,911	21,979,963	4,476,062	2,167,816	5,480,393	1,879,271

FUND 406 PFC & OPER RESTRICTIONS Fund Balance Forward Calculation as of 7/01/2024

Fiscal Year	2018 Actual	2019 Actual	2020 Actual	2021 Actual	2022 Adopted	2022 Actual	2023 Adopted	2023 Actual	2024 Adopted	2024 Amended	2024 YTD	2024 Estimate	2025 Proposed	2025 Estimate
Fund Balance Prior Year	-53,738	7,266,487	7,266,487	14,250,991	12,516,505	12,516,505	12,509,446	11,632,428	12,512,446	12,512,446	12,512,446	12,512,446	12,233,524	12,233,524
Revenues	21,979,963	7,833,911	13,395,183	4,824,913	5,095,000	5,535,095	6,465,000	3,325,261	3,945,000	4,611,061	1,913,107	2,532,138	12,597,463	2,532,138
Expenses	3,886,432	6,042,505	944,196	6,559,400	5,095,000	6,419,172	6,465,000	2,445,242	3,945,000	4,611,061	302,017	2,811,061	12,597,463	7,297,463
Estimated Ending Fund Balance	18,039,793	9,057,892	19,717,474	12,516,505	12,516,505	11,632,428	12,509,446	12,512,446	12,512,446	12,512,446	14,123,536	12,233,524	12,233,524	7,468,199
	18,093,531	1,791,405	12,450,987	(1,734,487)	0	(884,077)	0	880,019	0	0	1,611,090	(278,923)	0	(4,765,325)

PFC & OPER RESTRICTIONS FUND-406 BUDGET

		2018 Actual	2019 Actual	2020 Actual	2021 Actual	2022 Adopted	2022 Actual	2023 Adopted	2023 Actual	2024 Adopted	2024 Amended	2024 YTD	2024 Estimate	2025 Proposed	2025 Estimate
Revenues:															
PFC-Airport		1,694,051	1,911,858	1,571,222	1,873,994	1,500,000	2,821,115	1,700,000	2,573,832	1,900,000	2,566,061	1,777,293	2,457,892	2,000,000	2,457,892
Interest		160,764	190,171	70,704	8,732	150,000	39,132	75,000	76,980	75,000	75,000	135,814	74,246	75,000	74,246
Fed Grants Trans		19,047,486	5,681,875	11,332,435	2,948,885		1,727,638		289,602			-			
State Grants Trans		1,077,663	50,006	420,822	104,178		947,210		384,847			-			
Other Revenue					(110,876)										
Transfers In (From Fund 404)															
Less 5%						(82,500)		(88,750)		(98,750)	(98,750)			(103,750)	
Fund Bal Fwd						3,527,500		4,778,750		2,068,750	2,068,750			10,626,213	
Total		21,979,963	7,833,911	13,395,183	4,824,913	5,095,000	5,535,095	6,465,000	3,325,261	3,945,000	4,611,061	1,913,107	2,532,138	12,597,463	2,532,138
Appropriations:															
Grant Match	63603	3,886,432	6,027,302		0	4,500,000		4,020,000		1,500,000	1,500,000			5,000,000	
Grants				624,493	5,107,727										
KW Airport FBO	636165						2,477,170		741,557		276,893	11,750	276,893		
EYW Replace Airport Beacon	636174								20,832		389,168	193,924	389,168		
Rehabilitate Taxiway A	636167						1,204,992								
Depreciation					109,845										
Cash Balance	85569					200,000		200,000		200,000	200,000			200,000	
Transfers Out - Fund 405	86560													5,000,000	5,000,000
Transfers Out - Fund 404	86560		11,814	316,605	1,341,829	275,000	2,737,010	2,125,000	1,682,853	2,125,000	2,125,000	96,343	2,125,000	2,297,463	2,297,463
Transfers Out - Fund 403	86560		3,389	3,098		20,000		20,000		20,000	20,000		20,000		
Contingency	85569					100,000		100,000		100,000	100,000			100,000	
Total		3,886,432	6,042,505	944,196	6,559,400	5,095,000	6,419,172	6,465,000	2,445,242	3,945,000	4,611,061	302,017	2,811,061	12,597,463	7,297,463
		18,093,531	1,791,405	12,450,987	(1,734,487)	0	(884,077)	0	880,019	0	0	1,611,090	(278,923)	0	(4,765,325)

Fund 414:

MSD Solid Waste Management

MONROE COUNTY, FLORIDA - BOARD OF COUNTY COMMISSIONERS
BUDGETED REVENUE ANALYSIS
MSD SOLID WASTE- 414
FOR THE BUDGET YEAR ENDING SEPTEMBER 30, 2025

Revenues:	Fiscal Year 2025 Proposed	Fiscal Year 2024 Estimate	Fiscal Year 2024 YTD	Fiscal Year 2024 Adopted	Fiscal Year 2023 Actual	Fiscal Year 2023 Budget	Fiscal Year 2022 Actual	Fiscal Year 2022 Budget	Fiscal Year 2021 Actual	Fiscal Year 2020 Actual	Fiscal Year 2019 Actual	Fiscal Year 2018 Actual
Franchise Fees Solid	600,000	627,544	545,808	590,000	746,441	582,400	661,076	560,000	573,418	571,105	581,820	548,730
Franchise Fees												
Total Taxes	**600,000**	**627,544**	**545,808**	**590,000**	**746,441**	**582,400**	**661,076**	**560,000**	**573,418**	**571,105**	**581,820**	**548,730**
Services - Tax Collector												
Services - Waste Delinquent									0	0	0	0
Services - Waste Penalty												
Services - Waste Assessments	19,310,016	15,305,619	15,456,758	15,778,989	14,916,265	15,306,720	13,655,668	13,512,400	13,441,148	12,789,601	12,399,530	12,213,824
Services - Lot Clear, Clean												
Services - Waste Other Tipping	4,000,000	4,593,487	3,887,505	2,250,000	4,776,848	1,896,250	3,917,953	1,850,000	3,133,638	2,688,457	2,938,382	3,474,334
Services - Waste Sludge Tipping								0	34,456	133,346	45,002	42,578
Services - Waste Lien Filing												
Services - Waste Commercial	4,500,000	5,209,362	4,044,478	4,400,000	5,236,886	4,264,000	4,980,620	4,100,000	4,357,322	3,926,585	4,243,218	4,222,220
Services - Waste HAZMAT		4,536	7,200			6,150		6,000	3,444	5,000	5,698	6,052
Services - Waste Special Hauling	25,000	23,646	13,646	100,000	132,754	112,750	114,772	110,000	107,583	127,060	94,978	186,052
Total Charges for Services	**27,835,016**	**25,136,650**	**23,409,587**	**22,528,989**	**25,062,753**	**21,585,870**	**22,669,012**	**19,578,400**	**21,077,591**	**19,670,049**	**19,726,807**	**20,145,059**
Investment Income	100,000	98,347	683,930	100,000	961,540	100,000	(135,998)	100,000	42,929	368,250	404,305	116,907
Interest-TC	10,000	34,723	26,832	10,000	20,904	10,000	14	10,000	1,242	6,291	13,469	7,747
Total Interest Income	**110,000**	**133,070**	**710,762**	**110,000**	**982,444**	**110,000**	**(135,984)**	**110,000**	**44,171**	**374,541**	**417,774**	**124,653**
Penalty Interest/Prin									0	0	0	0
Donations												
Disposit. of Fixed Assets									16,542	16,750	1,010	5,505
Misc Revenue	50,000	50,586	51,397	50,000	161,746	10,000	50,172	10,000	50,210	49,454	10,218	85,878
Misc Collections Over & Under									(82)	(339)	26,387	169
Total Misc. Revenue	**50,000**	**50,586**	**51,397**	**50,000**	**161,746**	**10,000**	**50,172**	**10,000**	**66,670**	**65,865**	**37,615**	**91,553**
Svcs-Quasi Fee/Charges												
St Grants-Phy Env-Waste		93,750	93,750				93,750		93,750	90,909	90,909	90,909
St Grants-Econ-Environ									(16,048)			
Debt Proceeds												4,562,398
FED Grants Phys Env									(293,296)	831,283	16,862,005	
St Grants-Phy Env-Waste										43,844	1,458,779	
Total Misc. Revenue	**-**	**93,750**	**93,750**	**-**	**-**	**0**	**93,750**	**-**	**(215,594)**	**966,036**	**18,411,693**	**4,653,307**
Tsf fm General Fund /Risk									0	0	6,763	
Trsf from Fund 125									6,026			
Trsf fm Const'l Officer					3,504		3,834		4,205	3,694	3,546	4,075
Local Govt-Physical Env									35,150			
Subtotal Revenues	**28,595,016**	**26,041,601**	**24,811,305**	**23,278,989**	**26,956,888**	**22,288,270**	**23,341,861**	**20,258,400**	**21,591,637**	**21,651,290**	**39,186,017**	**25,567,378**
Non-Operating Sources (FB)	9,853,043			12,960,482		11,089,757		6,728,831				
(LESS 5% Florida Statute)	(1,429,751)			(1,163,949)		(1,114,414)		(1,012,920)				
Total MSD Solid Waste	**37,018,308**	**26,041,601**	**24,811,305**	**35,075,522**	**26,956,888**	**32,263,613**	**23,341,861**	**25,974,311**	**21,591,637**	**21,651,290**	**39,186,017**	**25,567,378**

FUND 414 MSD SOLID WASTE, Fund Balance Calculation

Fiscal Year	2015 Actual	2016 Actual	2017 Actual	2018 Actual	2019 Actual	2020 Actual	2021 Actual	2022 Adopted	2022 Actual	2023 Adopted	2023 Actual	2024 Adopted
Fund Balance= Current Assets- Current liabilities	**11,616,857**	**12,453,893**	**12,428,175**	**12,715,464**	**19,925,104**	**14,541,280**	**14,721,203**	15,275,977	**15,470,914**	15,179,924	**17,327,459**	17,282,776
Revenues	**18,918,443**	**18,565,979**	**20,804,650**	**20,914,070**	**20,764,016**	**21,647,596**	**21,591,637**	25,974,311	**23,341,861**	32,263,613	**26,956,888**	35,075,522
Expenses	**17,600,888**	**18,351,678**	**20,325,788**	**19,172,163**	**20,228,764**	**21,336,521**	**21,036,863**	25,974,311	**21,490,804**	32,263,613	**24,216,267**	35,075,522
Estimated Ending Fund Balance	**12,934,412**	**12,668,194**	**12,907,037**	**14,457,371**	**20,460,355**	**14,852,354**	**15,275,977**	15,275,977	**17,321,970**	15,179,924	**20,068,080**	17,282,776
	1,317,555	214,301	478,862	1,741,907	535,251	311,074	554,774	0	1,851,056	0	2,740,621	0

Fund 414 MSD Solid Waste Budget

			2015 Actual	2016 Actual	2017 Actual	2018 Actual	2019 Actual	2020 Actual	2021 Actual	2022 Adopted	2022 Actual	2023 Adopted	2023 Actual	2024 Adopted
Revenues:														
Franchise Fees			**484,741**	**473,600**	**539,757**	**548,730**	**581,820**	**571,105**	**573,418**	560,000	**661,076**	582,400	**746,441**	590,000
Charges for Services			**17,811,081**	**17,795,447**	**17,514,387**	**20,145,059**	**19,726,807**	**19,670,049**	**21,077,591**	19,578,400	**22,669,012**	21,585,870	**25,062,753**	22,528,989
Other Revenue			**618,643**	**111,014**	**155,438**	**216,206**	**455,389**	**440,406**	**110,841**	120,000	**(85,812)**	120,000	**1,144,190**	160,000
Grants				**181,818**	**90,909**	**4,653,307**		**966,036**	**(180,444)**		**93,750**			
Transfers In			**3,979**	**4,100**	**2,504,158**	**4,075**			**10,231**		**3,834**		**3,504**	
Subtotal			**18,918,443**	**18,565,979**	**20,804,650**	**25,567,378**	**20,764,016**	21,647,596	21,591,637	20,258,400	23,341,861	22,288,270	26,956,888	23,278,989
Less 5%										(1,012,920)		(1,114,414)		(1,163,949)
Fund Balance Forward										6,728,831		11,089,757		12,960,482
Total			**18,918,443**	**18,565,979**	**20,804,650**	**25,567,378**	**20,764,016**	**21,647,596**	**21,591,637**	**25,974,311**	**23,341,861**	**32,263,613**	**26,956,888**	**35,075,522**
Hurricane Loan	**Balance sheet**					**24,060,741**								
Appropriations:														
Debt Service	04580													
WW Upgrade	20539													
Solid Waste Admin	40000	Less Deprc, OPI	**17,246,789**	**17,997,579**	**18,686,682**	**18,818,064**	**19,085,573**	**19,522,271**	**20,382,084**	22,137,933	**21,253,265**	28,356,717	**23,981,065**	31,234,033
Tropical Storm Isaac	40002													
Hurricane Irma	40003	Payroll			**49,396**	**1,883**					**2,337**	38,625		
Hurricane Irma	40003	Operating			**1,326,521**	**24,211,555**	**817,080**	**62,546**	**6,918**					
Small County Recycling	41003		**90,909**									0		
Small County Cons Grant	41004			**90,909**		**90,909**	**90,909**	**90,909**	**93,750**					
Litter/Marine Debris Remov	41006													
Hazardous Waste	40500											55,299		65,850
Cash Balance	85537									3,055,176		3,031,770		2,994,437
Reserves	85537													
Transfers Out	86506		**263,190**	**263,190**	**263,190**	**263,190**	**235,202**		**235,202**	235,202	**235,202**	235,202	**235,202**	235,202
Transfers Out	86506							**1,660,795**	**318,908**					
Contingency	85537									546,000		546,000		546,000
Total			**17,600,888**	**18,351,678**	**20,325,788**	**43,385,601**	**20,228,764**	**21,336,521**	**21,036,863**	**25,974,311**	**21,490,804**	**32,263,613**	**24,216,267**	**35,075,522**
	Inc/(Dec)		214,301	478,862	(17,818,223)	535,251	0	0	554,774	0	1,851,056	0	2,740,621	0

Fund 501:

Worker's Compensation

MONROE COUNTY, FLORIDA - BOARD OF COUNTY COMMISSIONERS
BUDGETED REVENUE ANALYSIS
WORKER'S COMP - 501
FOR THE BUDGET YEAR ENDING SEPTEMBER 30, 2025

	Fiscal Year 2025 Proposed Budget	Fiscal Year 2024 Estimated	Fiscal Year 2024 YTD	Fiscal Year 2024 Adopted Budget	Fiscal Year 2023 Actual	Fiscal Year 2023 Adopted Budget	Fiscal Year 2022 Actual	Fiscal Year 2022 Adopted Budget	Fiscal Year 2021 Actual	Fiscal Year 2020 Actual	Fiscal Year 2019 Actual	Fiscal Year 2018 Actual
Revenues:												
Bill to General Fund	285,530	236,681	236,951	315,574	280,761	295,958	267,832	255,177	253,260	264,306	263,597	226,931
Bill to Clerk	16,340	11,228	10,678	12,248	11,190	11,500	12,928	10,921	11,545	12,063	13,199	15,281
Bill to Land Authorities	922	710	787	638	729	599	703	570	395	583	677	1,025
Bill to TDC	15,232	12,893	12,893	17,190	11,457	11,738	11,267	11,495	13,075	11,655	10,249	7,816
Bill to MCSO	65,343	49,007	16,336	69,922	62,647	85,669	60,557	78,226	43,727	69,575	79,276	70,222
Bill to Fine and Forfeiture	989,297	840,977	841,028	1,121,303	1,056,396	1,143,894	789,352	790,091	835,249	862,091	849,373	872,650
Bill to Road and Bridge	133,593	106,459	106,468	141,945	124,659	125,527	121,529	121,196	120,298	116,072	136,034	93,440
Bill to Grant Fund 125		16,917	25,376			10,000	4,197	10,000	7,306	10,418	7,277	3,865
Bill to F & A Dist 1	363,788	242,990	243,093	323,986	350,579	357,506	329,798	310,246	315,541	392,662	424,745	245,929
Bill to Upper Keys Trauma								0				
Bill to Uninc Parks & Rec	25,214	33,596	28,778	44,794	29,908	27,187	27,880	27,485	25,549	27,400	27,739	27,479
Bill to Planning, Building, Zoning	110,483	93,573	93,615	124,764	121,311	126,679	114,783	104,041	101,748	126,665	104,754	78,901
Bill to Municipal Policing	172,138	144,944	144,944	193,258	182,549	195,120	144,835	144,835	165,156	165,156	160,768	214,509
Bill to Boating Improvement	1,996	1,720	1,720	2,293	2,140	2,204	1,949	1,949	1,946			1,139
Bill to Special Revenue					56		225	219	110			
Bill to 160 Enviro Resto	4,259	3,686	3,686	4,915	5,156	5,295	4,737	3,276	3,273	3,050	3,133	2,186
Bill to 162 Fund LETF								0				
Bill to Court FAC Fees	4,932	4,208	4,208	5,610	6,193	5,764	7,480	10,726	7,886	2,904	3,530	2,947
Bill to Big Coppitt MSTU												
Bill to Key Largo MSTU												
Bill to Cudjoe MSTU												
Bill to Long Key MSTU												
Bill to Duck Key MSTU												
Bill to Building Fund	48,769	41,133	41,577	54,844	52,221	53,676	47,854	48,603	46,137	49,280	58,492	45,985
Bill to 1 Cent Infrastructure	32,987	24,869	27,893	33,158	32,056	33,395	28,038	28,013	25,776	18,779	17,432	12,778
Bill to Duck Key WW												
Bill to Cudjoe WW		3,020		4,026	3,687	3,755	3,484	3,480	1,829	4,017	263	213
Bill to Card Sound Bridge	3,554	3,142	3,024	4,189	5,405	5,616	4,771	4,742	9,762	8,631	10,958	15,038
Bill to Marathon Airport	10,469	8,714	8,714	11,619	11,841	11,828	11,878	11,878	12,186	7,544	5,647	7,986
Bill to Key West Airport	78,039	59,271	59,271	79,028	82,164	83,654	77,695	73,954	70,139	83,671	91,907	71,908
Bill to Environment MSD	34,657	30,436	30,436	40,581	38,520	38,386	38,921	38,222	46,393	49,123	42,684	35,990
Bill to Worker's Compensation	625	473	473	630	523	541	470	934	920	965	657	458
Bill to Group Insurance	900	654	671	872	762	780	709	1,172	1,303	1,147	910	742
Bill to Risk Mgmt	2,037	1,613	1,613	2,150	838	876	722	887	882	864	995	831
Bill to Fleet Services	30,929	24,111	25,475	32,148	34,424	34,498	34,203	33,451	31,978	30,905	36,738	28,554
Charges for Services	**2,432,033**	**1,997,020**	**1,969,705**	**2,641,685**	**2,508,169**	**2,671,645**	**2,148,797**	**2,125,789**	**2,153,369**	**2,319,525**	**2,351,036**	**2,084,804**
Investment Income	**20,000**	**16,449**	**129,422**	**60,000**	**172,402**	**60,000**	**(43,525)**	**60,000**	**9,675**	**70,553**	**85,840**	**28,370**
Miscellaneous Revenue	**250,000**	**701,853**	**701,853**	**250,000**	**342,346**	**250,000**	**293,341**	**250,000**	**257,112**	**204,882**	**281,362**	**293,082**
Subtotal Revenues	**2,702,033**	**2,715,322**	**2,800,981**	**2,951,685**	**3,022,917**	**2,981,645**	**2,398,612**	**2,435,789**	**2,420,156**	**2,594,960**	**2,718,238**	**2,406,256**
Non-Operating Sources (FB)	3,062,293			2,800,130		2,821,390		3,341,832	-	-		
(LESS 5% Florida Statute)	(13,500)			(15,500)		(15,500)		(15,500)				
Total Worker's Comp Fund	**5,750,826**	**2,715,322**	**2,800,981**	**5,736,315**	**3,022,917**	**5,787,535**	**2,398,612**	**5,762,121**	**2,420,156**	**2,594,960**	**2,718,238**	**2,406,256**

FUND 501 Worker's Comp, Fund Balance Forward Calculation

Fiscal Year		2015 Actual	2016 Actual	2017 Actual	2018 Actual	2019 Actual	2020 Actual	2021 Actual	2022 Adopted	2022 Actual	2023 Adopted	2023 Actual	2024 Adopted
Fund Bal Prior Year (Asset-Liabil)	CAFR	4,060,004	3,507,159	3,576,881	3,203,114	2,373,325	2,803,230	2,569,270	2,287,407	2,721,274	2,477,855	2,476,466	2,883,497
Revenue		3,160,637	2,833,471	2,336,709	2,406,256	2,718,238	2,594,960	2,420,156	5,762,121	2,398,612	5,787,535	3,022,917	5,736,315
Expenses		4,220,384	3,076,656	2,399,174	2,746,520	2,308,226	2,860,467	2,405,604	5,762,121	2,647,972	5,787,535	2,428,019	5,736,315
IBNR	1,310,266	(495,964)	(312,146)	344,947	494,766	68,694							
Estimated Ending Fund Balance		3,496,221	3,576,120	3,169,469	2,368,084	2,714,642	2,537,723	2,583,822	2,287,407	2,471,914	2,477,855	3,071,364	2,883,496
		(563,783)	68,961	(407,412)	(835,030)	341,317	(265,507)	14,552	(0)	(249,360)	0	594,898	(0)

Fund Balance Including IBNR							3,624,575						

FUND 501 Worker's Comp

Revenues:		2015 Actual	2016 Actual	2017 Actual	2018 Actual	2019 Actual	2020 Actual	2021 Actual	2022 Adopted	2022 Actual	2023 Adopted	2023 Actual	2024 Adopted
Charges for Services		1,910,241	1,867,238	1,658,947	2,084,804	2,351,036	2,319,525	2,153,369	2,125,789	2,148,797	2,671,645	2,508,169	2,641,685
Other Revenue		1,250,396	966,233	677,763	321,452	367,202	275,435	266,787	310,000	249,815	310,000	514,747	310,000
Subtotal		3,160,637	2,833,471	2,336,709	2,406,256	2,718,238	2,594,960	2,420,156	2,435,789	2,398,612	2,981,645	3,022,917	2,951,685
Less 5%									(15,500)		(15,500)		(15,500)
Fund Balance Forward									3,341,832		2,821,390		2,800,130
Total		**3,160,637**	**2,833,471**	**2,336,709**	**2,406,256**	**2,718,238**	**2,594,960**	**2,420,156**	5,762,121	2,398,612	5,787,535	3,022,917	5,736,315
Appropriations:													
Loss Control WC	05101	45,041	52,485	52,364	58,876	52,033	84,635	83,256	84,278	79,047	98,490	95,023	117,133
WC Admin	07501	181,493	183,761	179,095	152,820	162,300	192,102	183,603	184,551	223,512	213,526	204,769	243,663
Operating	07502	603,918	476,711	522,902	653,140	437,551	345,654	358,044	627,900	382,725	614,400	364,709	614,400
WC Claims	07503	1,861,532	1,473,324	1,229,772	1,778,152	1,518,584	1,862,141	1,780,700	2,562,363	1,619,592	2,562,363	1,384,951	2,562,363
Asserted Claims	07504	(495,964)	(312,146)	344,947	494,766	68,694	306,872	0	1,000,000	343,095	1,000,000	309,503	900,000
WC Catastrophic	07505	1,467,370	829,344	354,010	42,502	0	0	0	1,000,000		1,000,000		1,000,000
Subtotal-Operating		**3,663,390**	**2,703,480**	**2,683,091**	**3,180,255**	**2,239,162**	**2,791,403**	**2,405,604**	5,459,092	2,647,972	5,488,779	2,358,955	5,437,559
Cash Balance	85539								156,505		152,232		152,232
Transfers Out	86551	61,030	61,030	61,030	61,030	69,064	69,064	0	69,064		69,064	69,064	69,064
Contingency	85539								77,460		77,460		77,460
Subtotal-Other Uses		61,030	61,030	61,030	61,030	69,064	69,064	0	303,029		298,756	69,064	298,756
Total		**3,724,420**	**2,764,510**	**2,744,121**	**3,241,285**	**2,308,226**	**2,860,467**	**2,405,604**	**5,762,121**	**2,647,972**	**5,787,535**	**2,428,019**	**5,736,315**
		(563,783)	68,961	(407,412)	(835,030)	410,011	(265,507)	14,552	(0)	(249,360)	0	594,898	(0)

Fund 502:

Group Insurance Fund

MONROE COUNTY, FLORIDA - BOARD OF COUNTY COMMISSIONERS
BUDGETED REVENUE ANALYSIS
GROUP INSURANCE - 502
FOR THE BUDGET YEAR ENDING SEPTEMBER 30, 2025

Revenues:	Fiscal Year 2025 Proposed Budget	Fiscal Year 2024 Estimated	Fiscal Year 2024 YTD	Fiscal Year 2024 Adopted Budget	Fiscal Year 2023 Actual	Fiscal Year 2023 Adopted Budget	Fiscal Year 2022 Actual	Fiscal Year 2022 Adopted Budget	Fiscal Year 2021 Actual	Fiscal Year 2020 Actual	Fiscal Year 2019 Actual
Services - Internal Retirees	85,000	80,543	57,559	85,000	82,038	1,200,000	87,922	1,200,000	649,626	1,107,174	1,248,609
Services - Internal Dependants	950,000	936,546	694,954	1,000,000	916,971	2,000,000	949,497	2,000,000	1,704,387	1,989,640	2,095,289
Services - Internal COBRA	25,000	21,663	16,465	35,000	25,837	35,000	133,419	35,000	22,796	44,733	18,199
Services - Internal Employee $25 Contribute	1,000,000	1,212,641	916,484	1,000,000	1,420,086	500,000	1,379,489	500,000	1,005,307	652,238	436,447
Services - Tobacco	50,000	41,536	30,768	50,000	46,529	50,000	51,044	60,000	49,774	57,650	87,230
Pharmacy Rebate											
County Employee Medical Premiums	1,000,000	1,189,984	887,363	1,000,000	1,259,358		1,092,515				
Bill to General Fund - 001	4,750,735	4,326,997	3,404,763	4,720,360	4,011,032	4,492,685	3,975,410	4,227,138	3,431,186	3,297,338	3,286,726
Bill to Clerk	1,447,128	1,260,864	1,085,346	1,375,488	1,266,136	1,322,688	1,106,408	1,269,888	936,700	952,128	952,128
Bill to Land Authorities	85,968	77,610	56,118	41,334	51,246	41,334	39,672	39,684	33,060	30,856	33,060
Bill to TDC	103,878	95,222	77,909	103,878	59,983	72,335	63,641	92,596	66,120	52,070	52,070
Bill to MCSO BILLINGS	1,002,960	1,059,007	569,994	1,155,280	859,331	1,029,296	866,460	977,940	771,972	733,455	799,575
Bill to Fine and Forfeiture - 101	6,454,764	5,916,867	4,690,629	6,454,764	5,512,122	6,193,211	5,466,901	5,899,556	4,914,810	4,421,841	4,405,675
Bill to Road and Bridge - 102	519,820	489,636	389,865	534,148	445,516	484,710	426,452	444,858	359,583	316,979	316,681
Bill to Grant Fund 125						75,000		75,000	78,881	75,652	54,472
Bill to Fire & Ambulance, Dist 1 - 141	1,762,344	1,300,266	1,063,854	1,418,472	1,250,172	1,364,022	1,208,079	1,305,074	1,087,233	988,428	966,410
Bill To One Cent Infrastructure - 304	246,728	201,147	164,629	219,433	192,830	210,323	197,225	199,942	155,548	143,018	150,853
Bill to Upper Keys Trauma											
Bill to Uninc Parks & Rec - 147	247,158	226,562	180,318	247,158	199,270	223,893	209,468	234,797	165,300	174,656	141,431
Bill to Planning, Building, Zoning - 148	1,026,314	942,364	773,175	1,028,033	896,335	988,986	847,934	828,733	681,587	703,484	630,586
Bill to Municipal Policing - 149	1,074,600	985,050	805,950	1,074,600	947,100	1,029,600	860,662	939,188	782,420	704,178	704,178
Bill to Boating Improvement - 157	14,328	13,134	10,746	14,328	12,628	13,778	12,122	13,228			
Bill to Miscellaneous Revenue - 158						4,133	3,637	3,969	992		
Bill to Enviro Restoration - 160	42,984	39,402	32,238	42,984	37,884	41,334	36,366	26,456	22,040	19,836	19,836
Bill to Court FAC Fees - 163	57,312	52,536	42,984	57,312	50,512	55,112	24,244	39,684	33,060	19,836	19,836
Bill to Big Coppitt MSTU (CLOSED)											
Bill to Cudjoe MSTU (CLOSED)											
Bill to Long Key MSTU (CLOSED)											
Bill to Duck Key MSTU (CLOSED)											
Bill to Building Fund - 180	667,111	611,518	500,334	667,111	587,960	641,504	576,522	531,236	445,318	466,444	485,288
Bill to Duck Key WW (CLOSED)											
Bill to Cudjoe WW (CLOSED)				12,967	11,491	12,469	11,031	11,972	2,992	9,025	9,025
Bill to Card Sound Bridge - 401	30,089	40,716	20,525	44,417	51,775	57,870	50,912	38,361	42,978	42,052	51,375
Bill to Marathon Airport - 403	57,312	52,536	42,984	57,312	50,512	55,112	48,488	52,912	44,080	34,713	39,176
Bill to Key West Airport - 404	515,810	446,558	365,471	487,154	429,352	468,453	375,782	396,840	316,825	290,102	285,638
Bill to PFC & Oper Rest											
Bill to MSD Solid Waste/Environ Mmgt - 414	245,009	224,592	183,757	245,009	215,939	235,604	219,408	239,427	217,463	199,352	199,352
Bill to Worker's Compensation - 501	27,939	25,611	21,062	27,939	24,751	26,868	23,759	27,118	22,591	22,911	22,811
Bill to Group Insurance - 502	49,073	44,984	36,859	49,073	40,395	47,190	41,578	46,629	41,160	35,011	35,011
Bill to Risk Mgmt - 503	55,378	50,763	41,587	55,378	36,242	39,475	35,275	51,656	43,033	37,788	33,424
Bill to Fleet Management/Central Svcs - 504	315,932	276,470	236,949	301,604	265,819	290,027	255,168	278,449	220,951	188,938	169,102
Bill to LETF											
Charges for Services	**23,910,674**	**22,243,322**	**17,401,635**	**23,605,536**	**21,257,152**	**23,302,012**	**20,676,490**	**22,087,331**	**18,349,772**	**17,811,525**	**17,749,493**
Cobra-Federal Subsidy											
Investment Income	**50,000**	**135,109**	**511,484**	**30,000**	**701,661**	**200,000**	**(148,545)**	**200,000**	**38,101**	**371,895**	**497,155**
Miscellaneous Revenue	**100,000**	**1,154,610**	**993,680**	**100,000**	**1,060,736**	**100,000**	**1,248,483**	**100,000**	**467,346**	**287,557**	**468,497**
Wellness Program										**50,000**	
Subtotal Revenues	**24,060,674**	**23,533,040**	**18,906,799**	**23,735,536**	**23,019,549**	**23,602,012**	**21,776,428**	**22,387,331**	**18,855,220**	**18,520,977**	**18,715,146**
Non-Operating Sources (FB)	14,922,226			11,579,626		10,689,071		10,060,909			
(LESS 5% Florida Statute)	(7,500)			(6,500)		(15,000)		(15,000)			
Total Grouip Insurance Fund	**38,975,400**	**23,533,040**	**18,906,799**	**35,308,662**	**23,019,549**	**34,276,083**	**21,776,428**	**32,433,240**	**18,855,220**	**18,520,977**	**18,715,146**

FUND 502 Group Insurance, Fund Balance Forward Calculation

Fiscal Year		2015 Actual	2016 Actual	2017 Actual	2018 Actual	2019 Actual	2020 Actual	2021 Actual	2022 Adopted	2022 Actual	2023 Adopted	2023 Actual
Fund Bal Prior Year (Asset-Liabil)	CAFR	12,106,469	10,705,721	8,492,538	9,050,756	13,339,024	13,489,278	14,476,475	13,999,055	13,238,075	14,354,631	14,073,291
Revenue		14,812,293	16,421,535	18,619,990	22,597,450	18,715,146	18,520,977	18,855,220	32,433,240	21,773,408	34,276,083	23,019,549
Expenses		16,228,640	18,644,487	18,079,305	18,249,356	18,623,758	17,594,781	20,119,774	32,433,240	21,202,192	34,276,083	20,566,518
Estimated Ending Fund Balance		10,690,123	8,482,768	9,033,223	13,398,849	13,430,411	14,415,473	13,211,921	13,999,055	13,809,291	14,354,631	16,526,321
		(1,416,347)	(2,222,953)	540,685	4,348,093	91,387	926,195	(1,264,554)	0	571,216	0	2,453,030

Revenues:		2015 Actual	2016 Actual	2017 Actual	2018 Actual	2019 Actual	2020 Actual	2021 Actual	2022 Adopted	2022 Actual	2023 Adopted	2023 Actual
Charges for Services		14,620,162	16,054,054	18,346,643	22,110,832	17,749,493	17,811,525	18,349,772	22,087,331	20,676,490	23,302,012	21,257,152
Other Revenue		192,131	367,481	273,347	486,617	965,652	709,452	505,447	300,000	1,099,939	300,000	1,762,397
Less 5%									(15,000)		(15,000)	
Subtotal		14,812,293	16,421,535	18,619,990	22,597,450	18,715,146	18,520,977	18,855,220	22,372,331	21,776,428	23,587,012	23,019,549
Fund Balance Forward									10,060,909		10,689,071	
Total		14,812,293	16,421,535	18,619,990	22,597,450	18,715,146	18,520,977	18,855,220	32,433,240	21,776,428	34,276,083	23,019,549
Appropriations:												
Admin	08001	377,705	428,819	519,471	485,658	529,162	565,109	565,925	570,557	656,822	617,497	599,370
Operating	08002	1,236,960	1,184,267	1,194,392	1,113,152	1,142,182	1,107,176	1,143,161	1,461,160	1,197,736	1,532,160	1,302,196
Insurance Claims	08003	14,614,585	16,798,211	16,059,964	15,948,521	16,115,487	14,991,833	17,436,370	19,216,000	18,306,698	20,485,503	17,509,247
Asserted Claims	08004	(116,567)	101,274	126,944	9,475	(11,747)	(176)	13,319	4,864,486	(249,446)	5,177,880	67,950
Wellness Program	08005	(1,985)	14,077	60,485	101,123	70,672	34,558	1,979	91,770	11,422	89,970	10,143
Well Pgm- Race Reimb	08006	182	80	288	287	552	233	79	2,000	492	2,000	237
Health Savings Account	08007				61,111	77,516	90,338	89,506	150,000	95,103	150,000	98,215
Medicaid Eligible Retiree Stipend	08008				377,000	572,000	677,775	741,500	775,000	764,500	825,000	825,250
Firefighter Cancer Compensation F.S.	08009									25,720	100,000	25,975
Subtotal-Operating	Operating	16,110,880	18,526,727	17,961,545	18,096,327	18,495,822	17,466,845	19,991,838	27,130,973	20,809,047	28,980,010	20,438,582
Cash Balance	85540					0			4,849,151		4,842,957	
Transfers Out	86552	117,760	117,760	117,760	153,030	127,936	127,936	127,936	127,936	127,936	127,936	127,936
Contingency	85540					0			325,180		325,180	
Subtotal-Other Uses		117,760	117,760	117,760	153,030	127,936	127,936	127,936	5,302,267	127,936	5,296,073	127,936
Total		16,228,640	18,644,487	18,079,305	18,249,356	18,623,758	17,594,781	20,119,774	32,433,240	20,936,983	34,276,083	20,566,518
		(1,416,347)	(2,222,953)	540,685	4,348,093	91,387	926,195	(1,264,554)	0	839,445	0	2,453,030

Fund 503:

Risk Management Fund

MONROE COUNTY, FLORIDA - BOARD OF COUNTY COMMISSIONERS
BUDGETED REVENUE ANALYSIS
RISK MANAGEMENT- 503
FOR THE BUDGET YEAR ENDING SEPTEMBER 30, 2025

Revenues:	Fiscal Year 2025 Proposed Budget	Fiscal Year 2024 Estimated	Fiscal Year 2024 YTD	Fiscal Year 2024 Adopted Budget	Fiscal Year 2023 Actual	Fiscal Year 2023 Adopted Budget	Fiscal Year 2022 Actual	Fiscal Year 2022 Adopted Budget	Fiscal Year 2021 Actual	Fiscal Year 2020 Actual	Fiscal Year 2019 Actual	Fiscal Year 2018 Actual	Fiscal Year 2017 Actual	Fiscal Year 2016 Actual	Fiscal Year 2015 Actual	Fiscal Year 2014 Actual
Bill to General Fund 001	3,287,236	3,287,237	3,287,237	4,335,547	3,404,346	2,243,061	1,925,918	1,978,655	1,969,906	1,337,864	1,206,832	592,328	1,031,395	435,521	431,921	
Bill To MCSO-HIDTA									0							
Bill to Clerk of Court	20,807	20,807	20,807		21,552		20,093	17,045	0	16,066	12,056	8,970	0	2,581	2,581	
Bill to Land Authorities	15,613	15,613	15,613		13,695		10,109	8,200	73,801	8,324	8,092	4,046	37,383	2,282	0	4,316
Bill to TDC 117	1,656	1,656	1,656	2,180	1,715	1,128	996	871	871	871	498	249	498	212	212	
Bill to Fine and Forfeiture 101	2,628,109	2,628,109	2,628,109	3,458,598	2,721,737	1,789,360	1,535,786	1,580,307	1,547,776	1,398,432	1,238,766	603,542	1,070,689	454,190	456,659	
Bill to Road and Bridge 102	340,873	340,873	340,873	448,590	353,017	232,085	199,399	204,970	219,708	218,586	207,346	102,809	190,642	81,669	68,034	
Bill to Grant Fund 125					0			14,020	14,511	14,140	14,109	6,206	21,734	6,125	6,904	
Bill to F & A Dist 1 141	528,456	528,456	528,456	695,450	547,283	359,802	308,397	317,766	340,766	307,437	309,110	155,360	138,737	119,636	119,636	
Bill to Upper Keys Trauma													1,834	787	785	
Bill to Uninc Parks & Rec 147	123,606	123,606	123,606	162,667	128,010	84,158	72,321	74,326	79,095	68,314	65,255	30,494	50,958	20,720	19,468	
Bill to Planning, Building, Zon 148	319,323	319,324	319,324	420,232	330,700	217,414	187,001	192,013	220,553	138,010	134,917	57,926	97,100	42,101	45,422	
Bill to Boating Improvement 157	12,577	12,577	12,577	16,552	13,025	8,563	7,232	7,563	6,833	1,820	8,423	4,025	7,965	3,210	3,208	
Bill to 160 Environ Restore 160	13,293	13,293	13,293	17,495	13,767	9,051	7,749	7,994	7,622	7,515	7,290	3,105	3,793	1,292	1,419	
Bill to Building 180	149,068	149,068	149,068	196,174	154,379	101,494	87,301	89,636	105,655	106,709	108,177	42,338	72,046	27,845	19,433	
Bill to FDOH Public Health Unit (PHU)	57,301	57,301	57,301		54,114		38,792	47,860	0	30,636	32,249	16,130	0	12,543	0	23,412
Bill to 1 cent Infrastructure 304	65,448	65,448	65,448	86,131	67,780	44,561	38,226	39,355	35,961	35,148	34,249	12,117	19,360	6,305	5,812	
Bill to Card Sound Bridge 401	13,834	13,834	13,834	18,207	14,327	9,419	8,077	8,319	21,955	31,754	61,935	32,478	33,156	10,525	10,375	
Bill to Marathon Airport 403	56,924	56,924	56,924	74,912	58,952	38,757	33,061	34,229	35,128	74,908	66,613	33,391	59,480	25,279	25,279	
Bill to Key West Airport 404	307,596	307,596	307,596	404,797	318,554	209,428	179,769	184,960	135,901	121,828	97,844	48,755	93,401	39,551	39,359	
Bill to Environment MSD 414	554,144	554,140	554,140	729,250	573,882	377,289	323,894	323,894	338,895	333,600	334,606	151,784	290,487	118,464	118,138	
Bill to Worker's Compensation 501	5,493	5,493	5,493	7,229	5,689	3,740	3,303	3,303	4,082	3,438	3,148	1,669	2,924	1,162	1,108	
Bill to Group Insurance 502	9,611	9,611	9,611	12,648	9,953	6,543	5,682	5,779	5,673	5,306	5,229	2,344	4,112	1,654	1,569	
Bill to Risk Mgmt 503	17,325	17,325	17,325	22,800	17,942	11,796	10,321	10,418	20,924	6,140	5,871	2,600	4,379	1,845	1,815	
Bill to Central Services Fleet 504	394,933	394,933	394,933	520,552	409,647	269,315	230,910	237,851	108,965	108,489	102,916	59,640	84,866	36,770	36,813	
Charges for Services	**8,923,226**	**8,923,226**	**8,923,226**	**11,630,011**	**9,234,066**	**6,016,964**	**5,234,337**	**5,389,334**	**5,294,580**	**4,375,335**	**4,065,531**	**1,972,306**	**3,316,939**	**1,452,269**	**1,415,950**	**27,728**
Investment Income	**20,000**	**58,784**	**163,074**	**70,000**	**228,518**	**100,000**	**(57,426)**	**100,000**	**12,261**	**128,758**	**250,897**	**59,768**	**30,411**	**17,365**	**16,215**	**16,469**
Disposition of Fixed Assets					**2,273**			**0**								
Miscellaneous Revenue	**30,000**	**56,205**	**56,329**	**30,000**	**119,604**	**75,000**	**33,550**	**100,000**	**61,165**	**83,466**	**115,395**	**114,112**	**62,368**	**53,354**	**63,823**	**78,607**
Misc-Hurr Insur Proceeds										**1,393,834**	**3,685,385**	**3,400,829**	**282,724**			
Transfers In										**843,281**						
Subtotal Revenues	**8,973,226**	**9,038,214**	**9,142,629**	**11,730,011**	**9,584,461**	**6,191,964**	**5,210,461**	**5,589,334**	**5,368,006**	**6,824,674**	**8,117,208**	**5,547,016**	**3,692,441**	**1,522,988**	**1,495,988**	**122,805**
Non-Operating Sources (FB)	4,988,012			2,900,107		3,904,674		3,300,860								
(LESS 5% Florida Statute)	(2,500)			(5,000)		(8,750)		(10,000)								
Total Worker's Comp Fund	**13,958,738**	**9,038,214**	**9,142,629**	**14,625,118**	**9,584,461**	**10,087,888**	**5,210,461**	**8,880,194**	**5,368,006**	**6,824,674**	**8,117,208**	**5,547,016**	**3,692,441**	**1,522,988**	**1,495,988**	**122,805**

FUND 503 Risk Management Fund Balance Forward Calculation as of 7/01/2024

Fiscal Year		2015 Actual	2016 Actual	2017 Actual	2018 Actual	2019 Actual	2020 Actual	2021 Actual	2022 Adopted	2022 Actual	2023 Adopted	2023 Actual	2024 Adopted	2024 YTD	2024 Estimated	2025 Proposed	2025 Estimate
Fund Bal Prior Year (Asset-Liabil)																	
Revenue	CAFR	5,370,073	4,479,968	3,722,489	3,227,621	2,871,912	1,213,376	3,777,196	4,889,261	4,392,917	4,495,678	2,594,542	3,904,620	5,838,154	5,838,154	6,296,864	6,296,864
Expenses		1,495,988	1,522,988	3,692,441	5,547,016	8,117,208	6,824,674	5,368,006	8,880,194	5,210,461	10,087,888	9,584,461	14,625,118	9,142,629	9,038,214	13,958,738	8,973,226
IBNR		2,423,853	2,224,722	2,607,326	3,946,673	9,829,280	4,337,934	4,630,286	8,889,510	7,010,242	10,514,039	6,419,760	14,625,118	7,013,807	8,579,504	13,958,738	10,383,764
Estimated Ending Fund Balance	218,875	15,890	57,435	1,598,696	1,930,732	(3,129,538)	33,340										
		4,426,318	3,720,799	3,208,907	2,897,232	1,159,839	3,700,115	4,514,916	4,879,945	2,593,136	4,069,527	5,759,243	3,904,620	7,966,976	6,296,864	6,296,864	4,886,326
Fund Balance Including IBNR		(943,755)	(759,169)	(513,582)	(330,389)	(1,712,073)	2,486,739	737,720	(9,316)	(1,799,781)	(426,151)	3,164,701	(0)	2,128,822	458,710	0	(1,410,538)
							3,700,115	4,514,916									

FUND 503 Risk Management		2015 Actual	2016 Actual	2017 Actual	2018 Actual	2019 Actual	2020 Actual	2021 Actual	2022 Adopted	2022 Actual	2023 Adopted	2023 Actual	2024 Adopted	2024 YTD	2024 Estimate	2025 Proposed	2025 Estimate
Revenues:																	
Charges for Services		1,415,950	1,452,269	3,316,939	1,972,306	4,065,531	4,375,335	5,294,580	5,389,334	5,234,337	6,016,964	9,234,066	11,630,011	8,923,226	8,923,226	8,923,226	8,923,226
Other Revenue		80,038	70,718	92,778	173,881	366,293	1,055,504	73,426	200,000	(23,876)	175,000	350,395	100,000	219,403	114,989	50,000	50,000
Misc-Hurr Insur Proceeds				282,724	3,400,829	3,685,385	1,393,834	0		0		0					
Less 5%									(10,000)		(8,750)		(5,000)			(2,500)	
Subtotal		1,495,988	1,522,988	3,692,441	5,547,016	8,117,208	6,824,674	5,368,006	5,579,334	5,210,461	6,183,214	9,584,461	11,725,011	9,142,629	9,038,214	8,970,726	8,973,226
Fund Balance Forward									3,300,860		3,904,674		2,900,107			4,988,012	
Total		**1,495,988**	**1,522,988**	**3,692,441**	**5,547,016**	**8,117,208**	**6,824,674**	**5,368,006**	8,880,194	5,210,461	10,087,888	9,584,461	14,625,118	9,142,629	9,038,214	13,958,738	8,973,226
Appropriations:																	
Loss Control	05102	34,720	71,676	87,927	82,169	87,679	193,051	133,806	895,235	823,497	1,293,718	905,887	1,224,828	705,626	974,828	1,107,159	1,107,159
Risk Mgmt Admin	08501	266,383	210,197	295,917	416,687	354,341	376,697	318,558	420,417	433,330	502,290	536,150	669,806	320,435	669,806	541,605	541,605
Insurance	08502	1,859,426	1,740,633	1,883,594	2,400,002	2,778,322	3,125,084	3,326,267	4,063,050	4,395,669	6,464,879	6,113,381	9,310,589	5,750,308	6,066,150	9,074,974	7,500,000
Claims	08503	246,244	226,681	1,905,615	2,125,637	(2,748,478)	502,408	717,935	1,135,000	1,224,027	725,000	(1,269,378)	735,000	237,438	735,000	735,000	735,000
Asserted Claims	08504								1,000,000		250,000		1,000,000			1,000,000	
KW Courthouse Repair	08505	0															
Hurricane	08506				342,357	500,924	6,975										
Subtotal-Operating		**2,406,773**	**2,249,187**	**4,173,052**	**5,366,852**	**972,788**	**4,204,214**	**4,496,566**	**7,513,702**	**6,876,522**	**9,235,887**	**6,286,040**	**12,940,223**	**7,013,807**	**8,445,784**	**12,458,738**	**9,883,764**
Cash Balance	85541								1,000,000		559,871		1,120,887			1,000,000	
Lloyds																	
Transfer Out to 125	86520				510,553	7,568,985											
Transfer Out to 101	86520																
Transfer Out to 403	86520					1,147,024											
Transfer Out to 414	86520					6,763											
Transfer Out to 503	86520					133,720											
Transfers Out	86520	32,970	32,970	32,970			133,720	133,720	133,720	133,720	158,410	133,720	133,720		133,720		
Contingency	85541								242,088		559,871		430,288			500,000	500,000
Subtotal-Other Uses		32,970	32,970	32,970	510,553	8,856,492	133,720	133,720	1,375,808	133,720	1,278,152	133,720	1,684,895	0	133,720	1,500,000	500,000
Total		**2,439,743**	**2,282,157**	**4,206,022**	**5,877,405**	**9,829,280**	**4,337,934**	**4,630,286**	**8,889,510**	**7,010,242**	**10,514,039**	**6,419,760**	**14,625,118**	**7,013,807**	**8,579,504**	**13,958,738**	**10,383,764**
		(943,755)	(759,169)	(513,582)	(330,389)	(1,712,073)	2,486,739	737,720	(9,316)	(1,799,781)	(426,151)	3,164,701	(0)	2,128,822	458,710	0	(1,410,538)

Fund 504:

Fleet Management Fund

MONROE COUNTY, FLORIDA - BOARD OF COUNTY COMMISSIONERS
BUDGETED REVENUE ANALYSIS
FLEET MANAGEMENT - FUND 504
FOR THE BUDGET YEAR ENDING SEPTEMBER 30, 2025

Revenues:	Fiscal Year 2025 Proposed Budget	Fiscal Year 2024 Estimated	Fiscal Year 2024 YTD	Fiscal Year 2024 Adopted Budget	Fiscal Year 2023 Actual	Fiscal Year 2023 Adopted Budget	Fiscal Year 2022 Actual	Fiscal Year 2022 Adopted Budget	Fiscal Year 2021 Actual	Fiscal Year 2020 Actual	Fiscal Year 2019 Actual	Fiscal Year 2018 Actual	Fiscal Year 2017 Actual	Fiscal Year 2016 Actual	Fiscal Year 2015 Actual	Fiscal Year 2014 Actual
Bill to General Fund	1,378,848	1,158,406	1,143,236	1,253,220	1,011,561	1,110,950	851,831	992,581	899,452	927,258	771,777	550,700	714,596	697,092	699,226	709,535
Bill to Fine and Forfeiture	278,295	170,799	169,757	183,916	127,961	150,986	118,362	122,362	116,971	44,534	34,998	22,137	27,940	28,455	30,654	36,672
Bill to Road and Bridge	1,091,698	1,032,586	1,017,747	1,060,442	977,305	995,150	888,693	991,837	864,819	963,812	783,366	546,322	705,044	692,629	711,817	741,250
Bill to Grant Fund								0		0	688	1,246	1,365	2,330	4,270	4,223
Bill to F & A Dist 1	1,000	766	410	6,000	1,560	6,000	4,158	6,000	6,472	17,193	10,284	9,154	8,280	8,212	9,653	12,106
Bill to Upper Keys Trauma								0		0		0	0		0	0
Bill to Uninc Parks & Rec	231,145	197,048	191,548	192,780	241,991	229,031	227,912	217,171	190,171	141,740	117,022	81,378	106,697	101,824	102,890	130,499
Bill to Planning, Building, Zon	116,640	114,096	105,704	135,076	107,384	130,881	110,207	113,785	93,810	104,841	86,155	73,081	83,787	83,953	94,274	107,538
Bill to Boating Improvement 157						200		200		40	4,353	2,956	4,120	4,080	5,674	6,183
Bill to Environmental Restoration	11,959	14,055	13,903	16,867	9,529	12,040	9,696	10,229	7,870	8,684	7,578	4,470	5,751	6,271	7,104	7,280
Bill to Building Fund	119,587	112,810	108,483	116,904	117,275	117,260	95,884	85,394	89,179	67,082	60,608	47,591	50,111	49,171	51,706	60,413
Bill to One Cent Infrastructure	42,835	35,849	35,393	47,086	35,500	46,159	36,863	42,914	38,433	19,107	17,192	14,775	16,116	14,270	14,494	10,587
Bill to Card Sound Bridge	119,780	103,990	98,427	98,390	102,783	95,613	107,795	100,308	78,321	178,597	140,822	95,949	126,732	124,070	122,136	101,970
Bill to Marathon Airport	185,027	175,397	175,034	176,233	153,798	152,336	104,262	101,630	118,348	58,461	48,776	35,634	42,866	40,944	46,931	47,234
Bill to Key West Airport				5,000	52	5,000	8,704	10,455	71,800	50,532	43,130	36,811	37,631	37,005	43,634	45,485
Bill to Environment MSD	286,913	247,209	240,284	253,327	239,363	243,273	220,533	220,726	201,843	239,855	196,508	134,957	176,491	175,564	174,547	151,440
Bill to Worker's Compensation	7,967			500	81	500		500	488	2,415	351	295	376	404	874	1,298
Bill to Risk Mgmt.		19,781	26,586	7,068	28,739	3,816	3,990	3,491	13,052	13,389	16,961	11,910	7,423	12,402	742	1,204
Bill to Sheriff Services	1,117,183	894,418	894,419	894,418	890,784	939,282	756,563	777,905	719,781	642,783	525,560	525,560	490,962	481,713	521,004	566,006
Quasi External Vehicle Repair Rev	65,000	68,122	68,920	65,000	52,430	65,000	25,738	23,383	19,569	13,744	11,845	16,646	19,360	27,007	24,398	12,877
Quasi External Fuel Charge Rev	100,000	91,125	71,957		105,093	95,000	120,108	100,000	95,469	78,031	119,384	125,516	90,894	95,429	120,721	132,673
Bill to Central Services (Fleet) 504	132,512	113,353	108,346	110,499	104,784	102,652	32,420	11,000	12,494	7,765	10,943	9,365	5,436	4,639	7,037	8,789
State Shared: Transportation Fuel Use									4,370							
Subtotal Charges Vehicle & Fuel	**5,286,389**	**4,549,810**	**4,470,153**	**4,622,726**	**4,307,973**	**4,501,129**	**3,723,718**	**3,931,871**	**3,642,712**	**3,579,864**	**3,008,301**	**2,346,454**	**2,721,976**	**2,687,463**	**2,793,785**	**2,895,261**
Investment Income	**10,000**	**21,066**	**56,984**	**10,000**	**124,195**	**10,000**	**(24,531)**	**10,000**	**8,869**	**82,480**	**102,396**	**30,829**	**20,527**	**11,344**	**8,733**	**6,772**
Disposition of Fixed Assets		**23,910**	**23,910**	**0**	**59,899**	**0**	**5,829**	**0**	**518,403**			**1,091**	**0**	**1,563**	**1,300**	
Contrib & Don Fm Priv So				**0**	**0**	**0**	**0**	**0**								
Miscellaneous Revenue		**35,702**	**28,428**	**0**	**58,913**	**0**	**44,425**	**0**	**6,252**	**0**	**108**				**89,979**	**4,215**
Subtotal Revenues	**5,296,389**	**4,630,488**	**4,579,475**	**4,632,726**	**4,550,980**	**4,511,129**	**3,749,441**	**3,941,871**	**4,176,236**	**3,662,344**	**3,110,806**	**2,378,373**	**2,742,504**	**2,700,370**	**2,893,797**	**2,906,248**
Non-Operating Sources (FB)	312,590			1,941,509		1,248,079		859,089								
(LESS 5% Florida Statute)	(500)			(500)		(500)		(500)								
	5,608,479	**4,630,488**	**4,579,475**	**6,573,735**	**4,550,980**	**5,758,708**	**3,749,441**	**4,800,460**	**4,176,236**	**3,662,344**	**3,110,806**	**2,378,373**	**2,742,504**	**2,700,370**	**2,893,797**	**2,906,248**

FUND 504 Fleet Management- Fund Balance Calculation as of 7/01/2024

Fiscal Year	2015 Actual	2016 Actual	2017 Actual	2018 Actual	2019 Actual	2020 Actual	2021 Actual	2022 Adopted	2022 Actual	2023 Adopted	2023 Actual	2024 Adopted	2024 YTD	2024 Estimate	2025 Proposed	2025 Estimate
Audited Fund Bal Prior Year (Assets-Liabil) CAFR	**2,116,429**	**2,483,992**	**2,760,987**	**2,933,034**	**2,434,746**	**2,173,400**	**2,215,106**	2,048,733	**2,663,891**	2,346,317	**2,112,136**	1,888,762	**1,398,264**	1,398,264	740,255	740,255
Revenues	**2,893,797**	**2,700,370**	**2,742,504**	**2,378,373**	**3,110,806**	**3,662,344**	**4,176,236**	4,800,460	3,749,441	5,758,708	**4,550,980**	6,573,735	**4,579,475**	4,630,488	5,608,479	5,296,389
Expenses	**2,538,959**	**2,594,671**	**2,699,415**	**2,717,153**	**3,516,519**	**3,877,049**	**3,283,363**	4,800,460	4,395,134	5,758,708	**5,800,427**	6,573,735	**3,373,186**	5,288,497	5,608,479	5,228,479
Estimated Ending Fund Balance	**2,471,267**	**2,589,691**	**2,804,075**	**2,594,254**	**2,029,033**	**1,958,695**	**3,107,979**	2,048,733	**2,018,198**	2,346,317	**862,689**	1,888,762	**2,604,553**	740,255	740,255	808,165
Variance	354,838	105,699	43,088	(338,780)	(405,713)	(214,705)	892,873	0	(645,693)	0	(1,249,447)	0	1,206,289	(658,009)	0	67,910

Revenues:		2015 Actual	2016 Actual	2017 Actual	2018 Actual	2019 Actual	2020 Actual	2021 Actual	2022 Adopted	2022 Actual	2023 Adopted	2023 Actual	2024 Adopted	2024 YTD	2024 Estimate	2025 Proposed	2025 Estimate
Charges for Services		2,793,785	2,687,463	2,721,976	2,346,454	3,008,301	3,579,864	3,642,712	3,931,871	3,723,718	4,501,129	4,307,973	4,622,726	4,470,153	4,549,810	5,286,389	5,286,389
Interest		8,733	11,344	20,527	30,829	102,396	82,480	8,869	10,000	(24,531)	10,000	124,195	10,000	56,984	21,066	10,000	10,000
Other Revenue		91,279	1,563	0	1,091	108		524,655		50,254	0	118,812	0	52,338	59,612	0	
Less 5%									(500)		(500)		(500)			(500)	
Fund Bal Fwd									859,089		1,248,079		1,941,509			312,590	
Total		**2,893,797**	**2,700,370**	**2,742,504**	**2,378,373**	**3,110,806**	**3,662,344**	**4,176,236**	4,800,460	3,749,441	**5,758,708**	4,550,980	6,573,735	4,579,475	4,630,488	5,608,479	5,296,389
Appropriations:																	
Operating Admin	23501	1,175,160	1,337,734	1,459,446	1,318,986	1,747,613	2,063,474	2,202,336	2,650,165	2,695,110	2,969,406	3,578,629	3,861,710	2,429,878	3,512,656	3,579,040	3,579,040
Operating Fuel	23502	460,931	377,294	399,102	500,678	485,591	474,436	453,012	750,388	518,147	752,160	425,518	777,119	309,609	446,402	500,000	470,000
Operating Operations	23503	535,108	511,883	473,107	529,730	563,876	546,200	628,014	407,464	652,438	1,085,546	1,266,841	1,052,553	633,699	800,000	650,000	650,000
WW Upgrade	20541																
Cash Balance	85542								313,004		272,157		202,914			200,000	
Transfers Out	86507					190,000	263,500										
Transfers Out	86507	367,760	367,760	367,760	367,760	529,439	529,439	0	529,439	529,439	529,439	529,439	529,439		529,439	529,439	529,439
Contingency	85542								150,000		150,000		150,000			150,000	
Reserves	85542																
Total		**2,538,959**	**2,594,671**	**2,699,415**	**2,717,153**	**3,516,519**	**3,877,049**	**3,283,363**	4,800,460	4,395,134	5,758,708	5,800,427	6,573,735	3,373,186	5,288,497	5,608,479	5,228,479
Variance		354,838	105,699	43,088	(338,780)	(405,713)	(214,705)	892,873	0	(645,693)	0	(1,249,447)	(0)	1,206,289	(658,009)	0	67,910

Fund 610:

Fire & EMS LOSAP Trust Fund

MONROE COUNTY, FLORIDA - BOARD OF COUNTY COMMISSIONERS
BUDGETED REVENUE ANALYSIS
LOSAP FIRE & EMS - FUND 610
FOR THE BUDGET YEAR ENDING SEPTEMBER 30, 2025

	Fiscal Year 2025 Proposed Budget	Fiscal Year 2024 Estimated Actual	Fiscal Year 2024 YTD	Fiscal Year 2024 Adopted Budget	Fiscal Year 2023 Actual	Fiscal Year 2023 Amended Budget	Fiscal Year 2023 Adopted Budget	Fiscal Year 2022 Actual	Fiscal Year 2022 Adopted Budget	Fiscal Year 2021 Actual	Fiscal Year 2020 Actual	Fiscal Year 2019 Actual	Fiscal Year 2018 Actual
Revenues:													
Investment Income	**1,000**	**1,000**	**17,688**	**20,000**	**27,842**	**20,000**	**20,000**	**(9,594)**	**20,000**	**2,490**	**21,294**	**24,845**	**7,615**
Pension Fund Contrib	27,000	27,000		27,000	49,500	27,000	27,000		27,000		8,465	3,265	0
Other Misc. Revenue	**27,000**	**27,000**	**0**	**27,000**	**49,500**	**27,000**	**27,000**	**0**	**27,000**	**0**	**8,465**	**3,265**	**24,448**
Trsf fm Fire & Amb Fund 141					**46,000**	**46,000**							
Subtotal Revenues	**28,000**	**28,000**	**17,688**	**47,000**	**123,342**	**93,000**	**47,000**	**(9,594)**	**47,000**	**2,490**	**29,759**	**28,110**	**32,063**
Non-Operating Sources (FB)	**38,900**			**20,850**		**20,850**	**20,850**		**20,850**				
(LESS 5% Florida Statute)	**(1,400)**			**(2,350)**		**(2,350)**	**(2,350)**		**(2,350)**				
Total Fire & EMS L.O.S.A.P	**65,500**	**28,000**	**17,688**	**65,500**	**123,342**	**111,500**	**65,500**	**(9,594)**	**65,500**	**2,490**	**29,759**	**28,110**	**32,063**

FUND 610 LOSAP FIRE & EMS, Fund Balance Calculation

	2015 Actual	2016 Actual	2017 Actual	2018 Actual	2019 Actual	2020 Actual	2021 Actual	2022 Adopted	2022 Actual	2023 Adopted	2023 Amended	2023 Actual	2024 Adopted
Audited Fund Balance CAFR	**866,332**	**865,892**	**868,647**	**873,782**	**869,044**	**858,819**	**850,784**	**819,770**	**819,770**	**802,740**	**777,986**	**777,986**	**755,863**
Revenue	**2,333**	**43,316**	**41,084**	**32,063**	**28,110**	**29,759**	**2,490**	**65,500**	**(9,594)**	**65,500**	**111,500**	**123,342**	**65,500**
Expense	**2,774**	**40,561**	**35,950**	**36,801**	**38,334**	**37,794**	**33,504**	**65,500**	**32,190**	**65,500**	**111,500**	**89,660**	**65,500**
Estimated Ending Fund Balance	**865,892**	**868,647**	**873,782**	**869,044**	**858,819**	**850,784**	**819,770**	**819,770**	**777,986**	**802,740**	**777,986**	**811,668**	**755,863**
	(440)	2,756	5,134	(4,738)	(10,224)	(8,035)	(31,014)	0	(41,784)	0	0	33,682	0

		2015 Actual	2016 Actual	2017 Actual	2018 Actual	2019 Actual	2020 Actual	2021 Actual	2022 Adopted	2022 Actual	2023 Adopted	2023 Amended	2023 Actual	2024 Adopted
Revenues:														
Contributions	(11500-530340)	-	39,899	4,144	7,615	3,265	21,294	-	20,000		20,000	20,000	27,842	20,000
Other Revenue		2,333	3,417	36,940	24,448	24,845	8,465	2,490	27,000	(9,594)	27,000	27,000	49,500	27,000
Transfers In												46,000	46,000	
Less 5%		0							(2,350)		(2,350)	(2,350)		(2,350)
Fund Bal Fwd									20,850		20,850	20,850		20,850
Total		**2,333**	**43,316**	**41,084**	**32,063**	**28,110**	**29,759**	**2,490**	**65,500**	**(9,594)**	**65,500**	**111,500**	**123,342**	**65,500**
Appropriations:														
Operating														
Losap Pension	14500	28,320	31,050	31,200	32,025	33,570	37,794	28,740	38,000	32,190	38,000	38,000	33,660	38,000
Losap Admin	14501	(25,547)	9,511	4,750	4,776	4,764	-	4,764	10,000		10,000	56,000	56,000	10,000
Cash Balance	85571								11,000		11,000	11,000		11,000
Transfers Out														
Contingency	85571								6,500		6,500	6,500		6,500
Total		**2,774**	**40,561**	**35,950**	**36,801**	**38,334**	**37,794**	**33,504**	**65,500**	**32,190**	**65,500**	**111,500**	**89,660**	**65,500**
		(440)	2,756	5,134	(4,738)	(10,224)	(8,035)	(31,014)	0	(41,784)	0	0	33,682	0


MONROE COUNTY
18 23
SOUTHERNMOST COUNTY IN THE UNITED STATES

Monroe County B.O.C.C.
Fiscal Year 2025
Proposed Millage

Description	Fiscal Year 2023 Adopted Millage Rate	Fiscal Year 2023 Adopted Total Ad Valorem Tax	Fiscal Year 2024 Adopted Millage Rate	Fiscal Year 2024 Adopted Total Ad Valorem Tax	Fiscal Year 2025 Proposed Rolled-Back Rate	Fiscal Year 2025 Proposed Millage Rate	Percent Over Prev. Year	Percent Over Rolled-back	Total Ad Valorem Tax	Total Tax Over/(Under) Last Year	
County-wide Services											
Total General Fund	0.7138	26,268,268	0.8923	37,025,901	0.8249	0.9315	4.4%	12.92%	43,000,935	5,975,034	001
Law Enforcement, Jail, Judicial	1.7663	64,995,405	1.7880	74,188,900	1.6144	1.7232	-3.6%	6.74%	79,548,598	5,359,698	101
Local Health Unit	0.0417	1,532,677	0.0388	1,608,237	0.0358	0.0382	-1.5%	6.70%	1,762,675	154,438	
Total County-wide Services	2.5218	92,796,350	2.7191	112,823,038	2.4751	2.6929	-1.0%	8.80%	124,312,208	11,489,170	
	2.5218		2.7191		2.4751	2.6929					
General Purpose Municipal Serv.											
Planning, Code Enf, Fire Marshal	0.0000	0	0.0000	0	0.0000	0.0170	0.0%	0.00%	380,951	380,951	148
Parks And Beaches	0.0163	2,873,891	0.1765	3,547,891	0.1602	0.1586	-10.1%	-1.00%	3,546,165	(1,726)	147
Total General Purpose MSTU	0.1626	2,873,891	0.1765	3,547,891	0.1602	0.1756	-0.5%	9.61%	3,927,116	379,225	
Local Road Patrol Law Enforcement	0.3201	5,657,500	0.3188	6,265,825	0.2894	0.2961	-7.1%	2.32%	6,621,976	356,151	149
L & M Keys Fire & Ambulance	1.8330	14,998,405	1.6932	15,689,512	1.5469	1.7414	2.8%	12.57%	17,894,577	2,205,065	141
Total Municipal Services, L & M	2.3157		2.1815		1.9965	2.2131	1.4%	10.85%			
Middle Keys Health Care	0.5000	2,624,381	0.5000	2,954,186	0.4528	0.5000	0.0%	10.42%	3,339,042	384,856	104
Aggregate	3.2326	118,950,527	3.4049	141,280,452	3.1110	3.3814	-0.7%	8.69	156,094,919	14,814,467	