



Mike Pomykal, Position 1  
Laurie Guidry, Position 2  
Arnold Peters, Mayor Pro Tem

Nick Dixon  
Mayor

Tim Duree, Position 4  
Joey McWilliams, Position 5  
Jabo Leonard, Position 6

Brian Winningham, City Manager

Kori Schweinle, City Secretary  
J. Grady Randle, City Attorney

---

**A. CALL TO ORDER AND ANNOUNCEMENT OF QUORUM.**

(A quorum of the City Council will be present during the meeting at 11607 Eagle Drive, Mont Belvieu, TX 77523)

**B. INVOCATION.**

**C. PLEDGE TO FLAGS.**

**D. ADMINISTER OATH OF OFFICE TO NEWLY ELECTED OFFICIALS.**

**E. RECOGNITION OF SERVICE FOR MAYOR DIXON.**

**F. CITY MANAGER'S EMPLOYEE RECOGNITION.**

**G. PUBLIC STATEMENTS AND COMMENTS.**

Note: A statement of no more than five (5) minutes (agenda) or five (5) minutes (non-agenda) items may be made on items of general relevance. One deferral will be allowed for anyone wishing to delegate their time to another person up to a maximum of ten (10) minutes on non-agenda items. **In no case shall anyone speak for more than ten (10) minutes.** State law prohibits the Mayor and members of the City Council from commenting on any statement or engaging in dialogue without an appropriate agenda item being posted in accordance with the Texas Open Meetings Law. Comments should be directed to the entire council, not individual members.

**H. ITEMS FOR INDIVIDUAL CONSIDERATION/DISCUSSION.**

H.1 Discussion of and possible action on Permit No. 23-6352 - Oneok Hydrocarbon Southwest, LLC - Industrial Well 17.

[Well No. 17 Permit Addition Signed.pdf](#)

H.2 Discussion of and possible action on Chevron Phillips Chemical Company LP

- Permit No. 23-6423 - 16 inch ethylene/ethane pipeline
- Permit No. 23-6424 - 10 inch freshwater pipeline
- Permit No. 23-6425 - 20 inch brine return pipeline
- Permit No. 23-6426 - 20 inch brine supply water pipeline
- Permit No. 23-6427 - 14 inch (6) utility lines pipeline
- Permit No. 23-6428 - 20 inch NGL pipeline (spare 1)
- Permit No. 23-6429 - 12 inch NGL pipeline (spare 2)

[Response to Mr. Jabo Leonard's Inquiry during the CPL Hwy 146 Pipeline Crossings Presentation.pdf](#)

[City of Mont Belvieu Pipeline Permit Application\\_Binder\\_23-6423-6429 dsb](#)

[051823.pdf](#)

H.3 Discussion and possible action on adopting Ordinance No. 2023-017, an ordinance making amendments to Chapter 32 (Subdivision Ordinance), as it pertains to public right-of-ways and street width.

[MB Ch 32 Subdivision Ord Revisions KB \(bm reviewed\) \(4873-4301-8341.1\).docx](#)

H.4 Discussion of and possible action on EN-006 - IH-10 and Eagle Drive Median Improvements - Change Order Proposal for Brick Paver Repair at intersection of Eagle Drive and IH-10.

[RFP Paver Replacement \(002\).pdf](#)

H.5 Discussion of and possible action on election agreement between Chambers County and City of Mont Belvieu.

[CMB Terms 2023.pdf](#)

H.6 Discussion of and possible action on request from Barbers Hill ISD for Hall of History.

[BHISD\\_Hall of History\\_Conceptual Design 03082023.pdf](#)

[BHISD - LSC Hall of History GMP\\_5-8-23.pdf](#)

[BHISD and City of Mont Belvieu Museum Services Agreement.pdf](#)

[BHISD Museum Invoice #020222.pdf](#)

[Invoice 011123.pdf](#)

**I. CONSENT AGENDA.**

I.1 Finance Packet - April 2023

[Finance Packet - April 2023.pdf](#)

I.2 Minutes

[April 24, 2023 Minutes.pdf](#)

**J. EXECUTIVE SESSION.**

J.1 Executive Session pursuant to Section 551.087 of the Government Code to discuss or deliberate regarding economic development.

J.2 Executive Session pursuant to Section 551.074 of the Government Code to discuss or deliberate the evaluation of a public officer or employee: City Manager.

**K. DISCUSSION OF AND POSSIBLE ACTION RESULTING FROM EXECUTIVE SESSION.**

**L. ITEMS FOR FUTURE AGENDAS.**

**M. MAYOR/COUNCIL COMMENTS.**

**N. ADJOURNMENT.**

---

Kori Schweinle, City Secretary

**Posted this 19th day of May 2023 at 5:00 p.m.**

*City of Mont Belvieu Council Chambers is wheelchair accessible and accessible parking spaces are available. Hearing assistance devices are available. Requests for accommodation services must be made 72 hours prior to any meeting. Please contact the City Secretary's office at 281-576-2213 for further information.*



575 N Dairy Ashford, Suite 700  
Houston, TX 77079  
T +1 281 589 7257

May 17, 2023

Honorable Nick Dixon  
City of Mont Belvieu  
11607 Eagle Dr.  
Mont Belvieu, Texas 77580

Re: ONEOK Hydrocarbon Southwest, LLC  
City of Mont Belvieu Reference 23-6352  
ONEOK Hydrocarbon Southwest LLC  
Storage Well No. 17  
RPS Project No. 005464

Dear Mayor Dixon:

RPS has reviewed the Storage Well Permit Application 23-6352 submitted by ONEOK Hydrocarbon Southwest LLC. Based on the materials reviewed and the additional requirements which are outlined in Parts I and II below, this application meets the technical requirements of Chapter 19, Code of Ordinance 2022-003, and/or related or relevant ordinances of The City of Mont Belvieu.

This application is for the drilling and construction of one (1) underground hydrocarbon storage well with a proposed depth of approximately 5,000 feet. The proposed casing schedule will consist of 48-inch conductor pipe driven to 300 feet, 36-inch surface casing to 850 feet, 30-inch intermediate casing to 1,700 feet, 24-inch production casing to 2,100 feet, 16-inch hanging string to 3,700 feet, and 10-inch hanging string to 4,300 feet.

ONEOK Hydrocarbon Southwest holds a Railroad Commission permit to create, operate, and maintain Storage Well No. 17 was issued on December 1, 2020. The proposed well is located in an industrial parcel of Mont Belvieu approximately 1,850 feet southeast of State Highway 146 and approximately 1,400 feet from the southeast permit boundary line. There are no residential dwelling or commercial structures within 1,000 feet of the proposed well location and all property owners within 400 feet are noted within the permit application. Waivers are being obtained from those owners and will be submitted prior to construction. The Owner has also met all signage and public notice requirements.

There are no technical objections to the construction of Storage Well No. 17. The spacing to other wells appears reasonable and there doesn't appear to be a threat to the existing storage caverns.

With the additional requirements set forth below in Parts I and II along with Attachment I, we believe the permit will meet or exceed objectives for the design, construction, and operation of the wells. These measures are reasonable for a safety and safety management perspective and will provide a program with which both industry and the community will consider appropriate.

For the purposes of this Application and in this letter, ONEOK Hydrocarbon Southwest LLC will be the "Owner", "Applicant", and "Operator" of the new well.

PART I

PROPOSED REQUIREMENTS FOR PERMIT

(ONEOK Hydrocarbon Southwest LLC Agrees):

1. JDW ONEOK Hydrocarbon Southwest will apply for and be granted a Drilling Permit from the Railroad Commission of Texas – Oil and Gas Division, before commencing drilling operations.
2. JDW ONEOK Hydrocarbon Southwest will be fully responsible for any and all damage to the existing public or private utility lines. Any damage shall be repaired in accordance with City of Mont Belvieu Construction Standards with no cost to the public.
3. JDW Before drilling operations begin, ONEOK Hydrocarbon Southwest will determine that the proposed wellbore will not penetrate any portion of an underground storage cavern or storage well.
4. JDW Both sides of the access road will be marked with lettered signs or other markers that indicate to trucking companies and other contractors where each pipeline crosses under the access road.
5. JDW Contractor shall be responsible for removal and lawful disposal of all waste material generated during construction. Waste material must be removed from the work site in such a manner as to not damage the property of the owner or other persons.
6. JDW Contractor must clean mud, dirt, and debris tracked onto existing streets by any vehicle that exits the work site. Condition of the road and/or right-of-way upon completion of the job shall be in as good or better condition than prior to starting work.
7. JDW If any pipeline(s) located 150 feet before or during construction cannot be identified as to owner, ONEOK Hydrocarbon Southwest, or its Contractor will stop work, inform the City representative (RPS). "One-Call" must be used and notified during this process, ONEOK Hydrocarbon Southwest will use an onsite surveyor or similar contractor to specifically locate and identify each pipeline located or encountered.
8. JDW The location will be protected from runoff or erosion and will have temporary dams or banks built, if necessary, so that water or other fluids are unable to reach nearby ditches or streams.
9. JDW ONEOK Hydrocarbon Southwest shall not block, encumber, or close any City Street during drilling or production operations unless a special permit is acquired.

10. JW ONEOK Hydrocarbon Southwest specifically agrees, in addition to the Permit Application requirements, to give site access to, or to acquire site access for, a representative of the City of Mont Belvieu to inspect and review progress of proposed well during construction and before operations begin. ONEOK Hydrocarbon Southwest also agrees to give to or acquire site access for a representative of The City of Mount Belvieu, at such subsequent times as are reasonable, to investigate incidents reported to the City of Mont Belvieu or other agencies subject to the Permit Application package. Access to the ONEOK Hydrocarbon Southwest rights-of-way, easements, or facilities associated with this Permit Application segment, will be through contact with field or operations personnel and after the city representative completes the safety and orientation procedures used by or for ONEOK Hydrocarbon Southwest, or others, for entrance by guests, inspectors, or visitors to the facilities.
11. JW A fail-safe diverter system with a flare line or a similar type of low-pressure blowout prevention system will be installed and function-tested before drilling commences below the drive pipe, conductor pipe, or first string of casing as part of the blowout prevention system required by the Railroad Commission of Texas Oil and Gas Division in Statewide Rule 13.
12. JW A gas detector installed on the drilling mud return flow line capable of determining hydrocarbon presence will be continuously monitored. The calibration, testing and maintenance of the gas detector will be maintained through vendor recommendation during the drilling process with the capability of 24-hour verification.
13. JW If any pressure and/or hydrocarbons and/or chemicals are recorded when following the procedures in paragraph 12 above, ONEOK Hydrocarbon Southwest will notify The City of Mont Belvieu or its consultant within 24 hours.
14. JW Upon completion of the well, including performance of all production tests required by the state railroad commission, ONEOK Hydrocarbon Southwest will notify the City as soon as possible and shall certify completion of the well to the City by filing duplicates of Railroad Commission-required forms with the City within ten (10) days following filing the same with the railroad commission.
15. JW ONEOK Hydrocarbon Southwest agrees to remove the pit and its contents within 45 days after completion of the well if a reserve pit is used. Upon removal, the surface of the soil shall be restored to its original condition.
16. JW If another entity other than ONEOK Hydrocarbon Southwest manages the well or drilling operations covered by this proposed Permit, ONEOK Hydrocarbon Southwest as the operator of this storage well, will ensure that the Operator implements and follows the terms of this recommendation and the Permit, when and if issued, as well as all applicable laws, rules, and regulations.



PART II

ADDITIONAL PERMIT MATERIALS

(ONEOK Hydrocarbon Southwest LLC Agrees):

1. JW ONEOK Hydrocarbon Southwest shall provide all applicable city, county, state and federal permits to the City before any work under this permit is to begin.
2. JW ONEOK Hydrocarbon Southwest shall not begin construction in parcels where property agreements have not been obtained. If ONEOK Hydrocarbon Southwest LLC does not have an executed agreement with the property owner, a statement in writing from the landowner shall be provided and submitted to the City giving permission to work on their property.
3. JW Before any field work ("ground breaking") is commenced on this project, ONEOK Hydrocarbon Southwest will be responsible to have the selected Contractor sign the Permit Application before City Council review of this Permit Application.
4. The commitments here and responsibility for the Permit, if approved, will be that of ONEOK Hydrocarbon Southwest.

Sincerely,

Mike McClung, P.E., C.F.M., ENV SP  
Director, Water Business Unit

MRM:ng

Cc: Tony Cooling (832) 307-4007

The information contained in PART I and PART II is agreed to by and for ONEOK Hydrocarbon Southwest, LLC this 18<sup>th</sup> day of May 2023.

Jeremy D. Whinn  
Signature

Vice President  
NGL Fractionation and  
Storage  
Title

5/18/23  
Date

## ATTACHMENT I

### Storage Well Permit Application Review – No. 23-6352

Please address the following items as required by the City of Mont Belvieu. If at any time during construction the applicant is in violation of these conditions, the Contractor will cease construction activities until the item has been rectified:

- I. Applicant to obtain a waiver from adjacent property owners regarding the 400-foot spacing requirement and for structures within 1000-feet.



**From:** [Black, Dustin](#)  
**To:** [Kori Schweinle](#)  
**Cc:** [Delaney, Leo \[E W Mcallister\]](#)  
**Subject:** Response to Mr. Jabo Leonard's Inquiry during the CPL Hwy 146 Pipeline Crossings Presentation  
**Date:** Tuesday, May 9, 2023 3:22:30 PM

---

**CAUTION: This email originated from outside of the organization. If you are not expecting this communication, proceed with caution; do not click links, open attachments, or provide sensitive information unless you recognize the sender and can verify the content is safe.**

Good Afternoon Kori,

I would like to offer a response to Mr. Jabo Leonard's inquiry during the Chevron Pipe Line presentation last evening, May 8<sup>th</sup>, 2023.

My understanding of the question is summarized as follows:

'What is the status/known issues/history of the wells that are south of (or around) our new well?' Issues with cavern wall thickness was mentioned.

Our response:

The new Well #36 is on the east side of Hwy 146, between the Hwy 146/207 intersection in the south and Well #34 (drilled in 2019/2020) in the north. CPChem's other wells are within the Targa facility, west of Hwy 146. There are no known issues with any CPChem wells.

CPChem has no wells, south of the new well or elsewhere, in the Mont Belvieu area and are unable to provide any specific data for any wells outside of those mentioned.

Please let me know if there are further questions about CPChem/CPL facilities or pipelines that we can answer. Also, if this is not the correct response route, please let me know and I will adjust.

Thank you again for all your help.

**Dustin Black**

Lead Facilities Engineer

**Chevron Pipeline and Power Company**

8600 Sjolander Rd  
Baytown, TX 77521  
Mobile 228 219 5847

A Chevron Company

This message may contain confidential information that is proprietary to Chevron and is intended only for the use of the parties to whom it is addressed. If you are not an intended recipient, you are hereby notified that any disclosure, copying, distribution or use of any information in this message is strictly prohibited. If you have received this message in error, please notify me immediately at the telephone number noted above.



May 16, 2023

Honorable Nick Dixon  
City of Mont Belvieu  
11607 Eagle Drive  
Mont Belvieu, Texas 77580

575 N. Dairy Ashford  
Suite 700  
Houston, Texas 77079  
T +1 281 589 7257

Re: Pipeline Permit Application  
City of Mont Belvieu Reference 23-6423  
Chevron Phillips Chemical Pipeline Company, LP  
Proposed 16-inch Ethylene/Ethane Product Pipeline  
RPS Project No. 005464

Dear Mayor Dixon,

RPS has reviewed the Pipeline Permit Application 23-6423 submitted by Chevron Phillips Chemical Pipeline Company, LP. Based on the materials reviewed and the additional requirements which are outlined in Parts I and II below, this application meets the technical requirements of Chapter 19, Code of Ordinance 2022-003, and/or related or relevant ordinances of The City of Mont Belvieu (City).

This application is for approximately 135 feet of 16-inch buried carbon steel pipeline within the Mont Belvieu city limits. This pipeline will be the first constructed of the Chevron pipeline expansion. It will transport ethylene/ethane beginning approximately 28 LF on the east side of State Highway 146 traveling west for approximately 78 LF underneath State Highway 146 and ending approximately 29 LF west of State Highway 146. The proposed pipeline will be installed parallel to six (6) other pipeline crossings. An emergency shutdown valve will be installed along the proposed pipeline located at tie-in points for future pipelines. The operating pressure is shown to be 2,220 PSIG while the maximum testing pressure will be 3,330 PSIG.

Chevron Phillips Chemical Pipeline Company, LP has met all public requirements as set forth in the ordinance. The applicant has also provided a list of private landowners within 400-feet of the proposed project which is included in the application. The pipeline improvements are located on industrial properties.

We recently visited the proposed project site and inspected the general end-connection locations of the pipeline alignment and proposed crossings. The pipeline will have a minimum depth of 36-inches deep throughout and will be installed via the Slick Bore Drill method at a depth of 12-feet below the center line crown of State Highway 146. The applicant has obtained a permit from TxDOT for the State Highway 146 crossing. No City streets or sidewalks will be closed during construction.

The permit application is technically complete, and we recommend that the permit be granted with the understanding that the items noted in Attachment I of this letter are satisfied prior to beginning work. The permit application shall be revised and filed with the City secretary, if needed.

City of Mont Belvieu Reference 23-6423  
RPS Project No. 005464  
May 16, 2023



In our opinion, the additional items set forth below in Parts I and II will meet or exceed the requirements presented in the ordinances and provide assurance in the design, construction, and operation of the pipeline.

For purposes of this Application, Chevron Phillips Chemical Company, LP will be the "Owner", "Applicant," and "Operator" of the new pipeline system.

### PART I

#### PROPOSED REQUIREMENTS FOR PERMIT

(Chevron Phillips Chemical Company, LP Agrees)

1. KSB Chevron will schedule at least 48 hours in advance (contact Kori Schweinle at 281-576-2213), facilitate, and attend a preconstruction meeting with City representative to discuss the project, schedule, and critical issues prior to the start of construction. A copy of all permits necessary to construct the pipeline within the city limits will be provided at this time (if applicable).
2. ASB Chevron will schedule, facilitate, and attend a final walkthrough with City representative to assure conditions herein are in place. As-builts are to be provided to the City within 90 days of final completion.
3. ASB Chevron will be fully responsible for any and all damage to the existing public or private utility lines. All damages shall be repaired in accordance with City of Mont Belvieu Construction Standards (Mont Belvieu Code of Ordinances, Section 30-27) with no cost to the public.
4. ASB All work in public right-of-way shall be performed to standards of governing authorities.
5. ASB Contractor shall be responsible for controlling traffic in the immediate vicinity of construction. All work shall be performed in such a manner and sequence as to provide maximum protection to traffic and pedestrians. Minimally, guidelines set forth in "Manual on Uniform Traffic Control Devices" shall be observed.
6. ASB Contractor shall be responsible for removal and lawful disposal of all waste material generated during construction. Waste material must be removed from the work site in such a manner as to not damage the property of the owner or other persons.
7. ASB Contractor must clean mud, dirt, and debris tracked onto existing streets by any vehicle that exits the work site. Condition of the road and/or right-of-way upon completion of the job shall be in as good or better condition than prior to starting work.
8. ASB Chevron agrees to notify the operators of any pipeline(s) that comes within ten feet, over or under, of the proposed pipeline and will obtain a list of specific emergency contacts for those pipelines. The contractor shall, at a minimum, follow pipeline crossing guidelines set forth in 49 CFR Part 195.
9. ASB If any pipeline(s) located before or during construction cannot be identified as to owner, Chevron or its Contractor will stop work, inform City representative (RPS), and provide recommendation that shall be approved before proceeding. In addition to "One-Call", Chevron will

City of Mont Belvieu Reference 23-6423  
RPS Project No. 005464  
May 16, 2023



- use an onsite surveyor or similar contractor to specifically locate and identify each pipeline located or encountered.
10. N/A Chevron agrees to notify CWA a minimum of 48 hours in advance when working in, over or adjacent to the CWA easement (if applicable). No work shall be done in CWA's easement without a CWA representative present or permission from a CWA representative. If impacted by construction, contractor shall restore the CWA right-of-way to pre-construction conditions or better.
  11. KSB Chevron agrees to submit, re-submit, or update drawings and to submit as-built drawings for the Permit segment. The as-built drawings will show accurately the pipeline location, installed equipment, valves, and controls, depth-of-cover, and all pipelines and other obstructions or nearby facilities located during initial surveys and during construction.
  12. KSB Chevron specifically agrees, in addition to the Permit Application requirements, to give site access to, or acquire site access for, a representative of The City of Mont Belvieu to inspect and review progress of this pipeline during construction and before operations begin. Chevron also agrees to give to or acquire site access for a representative of The City of Mont Belvieu, at such subsequent times as are reasonable, to investigate incidents reported to the City of Mont Belvieu or other agencies subject to the Permit Application package. Access to the Chevron rights-of-way, easements, or facilities associated with this Permit Application segment, will be through contact with field or operations personnel and after the City representative completes the usual safety and orientation procedures used by or for Chevron, for entrance by guests, inspectors, or visitors to the facilities.
  13. KSB Chevron agrees to monitor the subject pipeline route and connected or related facilities under its ownership, operation, or control for subsidence on an ongoing basis and to report any accelerated or unusual subsidence to the City within ten days of discovering same. The monitoring will be in the form of routine observation and reporting of any changes in the field (i.e., posts leaning, shifting of equipment, etc.).
  14. KSB Before the proposed pipeline segment is placed in operational use, the pipeline segment will have capacity for pressure and flow rate monitoring, and control and emergency/remote shut-down capability.
  15. KSB Before the proposed pipeline section becomes operational, Chevron will include this pipeline segment in its usual operations and procedures, including a plan for inspection, testing, pipeline marker placement (road crossings and other areas), and leak monitoring. They will include methods or procedure to monitor the subject section for any leaks or other operational situations, factors, or problems during the life of the pipeline.
  16. KSB Chevron agrees to use trenching and shoring methods (where open cut is used) and procedures complying with OSHA standards. Care will be used in the drilling and boring operations, with emphasis on such information as OSHA publishes related to potential hazards during boring operations.
  17. KSB The City of Mont Belvieu continues its undertaking for a program to improve and upgrade various utilities. The Applicant understands there may be future improvements at the same location as planned, mapped, and applied for in this application. City personnel may have current and/or updated information as to these programs and ongoing plans.

City of Mont Belvieu Reference 23-6423  
RPS Project No. 005464  
May 16, 2023



- 18. MSB If another entity other than Chevron manages the pipeline segment or conducts operations of the pipeline segment covered by this proposed Permit, Chevron, as the Owner of this pipeline segment, will ensure that the Operator implements and follows the terms of this recommendation and the Permit, when and if issued, as well as all applicable laws, rules, and regulations.

PART II

ADDITIONAL PERMIT MATERIALS

(Chevron Phillips Chemical Company, LP Agrees):

- 1. MSB Chevron shall provide all applicable permits to the City before any work under this permit is to begin.
- 2. MSB Chevron shall not begin construction in parcels where property agreements have not been obtained. If Chevron Phillips Chemical Company, LP does not have an executed agreement with the property owner, a statement in writing from the landowner shall be provided and submitted to the City giving permission to work on their property.
- 3. MSB Before any field work ("ground-breaking") is commenced on this project, Chevron will be responsible to have the selected Contractor sign the Permit Application before City Council review of this Permit Application.
- 4. The commitments here and responsibility for the Permit, if approved, will be that of Chevron.

Sincerely,

Mike McClung, P.E., C.F.M., ENV SP  
Director, Water Business Unit

MRM:ng

The information contained in PART I and PART II is agreed to by and for Chevron this 18 day of May 2023.

Signature

PROJECT MANAGER

Title

5/18/2023

Date



May 16, 2023

Honorable Nick Dixon  
City of Mont Belvieu  
11607 Eagle Drive  
Mont Belvieu, Texas 77580

575 N. Dairy Ashford  
Suite 700  
Houston, Texas 77079  
T +1 281 589 7257

Re: Pipeline Permit Application  
City of Mont Belvieu Reference 23-6424  
Chevron Phillips Chemical Pipeline Company, LP  
Proposed 10-Inch Fresh Water Pipeline  
RPS Project No. 005464

Dear Mayor Dixon,

RPS has reviewed the Pipeline Permit Application 23-6424 submitted by Chevron Phillips Chemical Pipeline Company, LP. Based on the materials reviewed and the additional requirements which are outlined in Parts I and II below, this application meets the technical requirements of Chapter 19, Code of Ordinance 2022-003, and/or related or relevant ordinances of The City of Mont Belvieu (City).

This application is for approximately 135 feet of 10-inch buried carbon steel pipeline within the Mont Belvieu city limits. This pipeline will be the first constructed of the Chevron pipeline expansion. It will transport water beginning approximately 28 LF on the east side of State Highway 146 traveling west for approximately 78 LF underneath State Highway 146 and ending approximately 29 LF west of State Highway 146. The proposed pipeline will be installed parallel to six (6) other pipeline crossings. An emergency shutdown valve will be installed along the proposed pipeline located at tie-in points for future pipelines. The operating pressure is shown to be 125 PSIG while the maximum testing pressure will be 2,220 PSIG.

Chevron Phillips Chemical Pipeline Company, LP has met all public requirements as set forth in the ordinance. The applicant has also provided a list of private landowners within 400-feet of the proposed project which is included in the application. The pipeline improvements are located on industrial properties.

We recently visited the proposed project site and inspected the general end-connection locations of the pipeline alignment and proposed crossings. The pipeline will have a minimum depth of 36-inches deep throughout and will be installed via the Slick Bore Drill method at a depth of 12-feet below the center line crown of State Highway 146. The applicant has obtained a permit from TxDOT for the State Highway 146 crossing. No City streets or sidewalks will be closed during construction.

The permit application is technically complete, and we recommend that the permit be granted with the understanding that the items noted in Attachment I of this letter are satisfied prior to beginning work. The permit application shall be revised and filed with the City secretary, if needed.

**City of Mont Belvieu Reference 23-6424**

RPS Project No. 005464

May 16, 2023



In our opinion, the additional items set forth below in Parts I and II will meet or exceed the requirements presented in the ordinances and provide assurance in the design, construction, and operation of the pipeline.

For purposes of this Application, Chevron Phillips Chemical Company, LP will be the "Owner", "Applicant," and "Operator" of the new pipeline system.

**PART I****PROPOSED REQUIREMENTS FOR PERMIT**

(Chevron Phillips Chemical Company, LP Agrees)

1. KSB Chevron will schedule at least 48 hours in advance (contact Kori Schweinle at 281-576-2213), facilitate, and attend a preconstruction meeting with City representative to discuss the project, schedule, and critical issues prior to the start of construction. A copy of all permits necessary to construct the pipeline within the city limits will be provided at this time (if applicable).
2. KSB Chevron will schedule, facilitate, and attend a final walkthrough with City representative to assure conditions herein are in place. As-builts are to be provided to the City within 90 days of final completion.
3. KSB Chevron will be fully responsible for any and all damage to the existing public or private utility lines. All damages shall be repaired in accordance with City of Mont Belvieu Construction Standards (Mont Belvieu Code of Ordinances, Section 30-27) with no cost to the public.
4. KSB All work in public right-of-way shall be performed to standards of governing authorities.
5. KSB Contractor shall be responsible for controlling traffic in the immediate vicinity of construction. All work shall be performed in such a manner and sequence as to provide maximum protection to traffic and pedestrians. Minimally, guidelines set forth in "Manual on Uniform Traffic Control Devices" shall be observed.
6. KSB Contractor shall be responsible for removal and lawful disposal of all waste material generated during construction. Waste material must be removed from the work site in such a manner as to not damage the property of the owner or other persons.
7. KSB Contractor must clean mud, dirt, and debris tracked onto existing streets by any vehicle that exits the work site. Condition of the road and/or right-of-way upon completion of the job shall be in as good or better condition than prior to starting work.
8. KSB Chevron agrees to notify the operators of any pipeline(s) that comes within ten feet, over or under, of the proposed pipeline and will obtain a list of specific emergency contacts for those pipelines. The contractor shall, at a minimum, follow pipeline crossing guidelines set forth in 49 CFR Part 195.
9. KSB If any pipeline(s) located before or during construction cannot be identified as to owner, Chevron or its Contractor will stop work, inform City representative (RPS), and provide recommendation that shall be approved before proceeding. In addition to "One-Call", Chevron will

**City of Mont Belvieu Reference 23-6424**  
**RPS Project No. 005464**  
**May 16, 2023**



use an onsite surveyor or similar contractor to specifically locate and identify each pipeline located or encountered.

10. N/A Chevron agrees to notify CWA a minimum of 48 hours in advance when working in, over or adjacent to the CWA easement (if applicable). No work shall be done in CWA's easement without a CWA representative present or permission from a CWA representative. If impacted by construction, contractor shall restore the CWA right-of-way to pre-construction conditions or better.
11. RSS Chevron agrees to submit, re-submit, or update drawings and to submit as-built drawings for the Permit segment. The as-built drawings will show accurately the pipeline location, installed equipment, valves, and controls, depth-of-cover, and all pipelines and other obstructions or nearby facilities located during initial surveys and during construction.
12. RSS Chevron specifically agrees, in addition to the Permit Application requirements, to give site access to, or acquire site access for, a representative of The City of Mont Belvieu to inspect and review progress of this pipeline during construction and before operations begin. Chevron also agrees to give to or acquire site access for a representative of The City of Mont Belvieu, at such subsequent times as are reasonable, to investigate incidents reported to the City of Mont Belvieu or other agencies subject to the Permit Application package. Access to the Chevron rights-of-way, easements, or facilities associated with this Permit Application segment, will be through contact with field or operations personnel and after the City representative completes the usual safety and orientation procedures used by or for Chevron, for entrance by guests, inspectors, or visitors to the facilities.
13. RSS Chevron agrees to monitor the subject pipeline route and connected or related facilities under its ownership, operation, or control for subsidence on an ongoing basis and to report any accelerated or unusual subsidence to the City within ten days of discovering same. The monitoring will be in the form of routine observation and reporting of any changes in the field (i.e., posts leaning, shifting of equipment, etc.).
14. RSS Before the proposed pipeline segment is placed in operational use, the pipeline segment will have capacity for pressure and flow rate monitoring, and control and emergency/remote shut-down capability.
15. RSS Before the proposed pipeline section becomes operational, Chevron will include this pipeline segment in its usual operations and procedures, including a plan for inspection, testing, pipeline marker placement (road crossings and other areas), and leak monitoring. They will include methods or procedure to monitor the subject section for any leaks or other operational situations, factors, or problems during the life of the pipeline.
16. RSS Chevron agrees to use trenching and shoring methods (where open cut is used) and procedures complying with OSHA standards. Care will be used in the drilling and boring operations, with emphasis on such information as OSHA publishes related to potential hazards during boring operations.
17. RSS The City of Mont Belvieu continues its undertaking for a program to improve and upgrade various utilities. The Applicant understands there may be future improvements at the same location as planned, mapped, and applied for in this application. City personnel may have current and/or updated information as to these programs and ongoing plans.

City of Mont Belvieu Reference 23-6424  
RPS Project No. 005464  
May 16, 2023



- 18. MSB If another entity other than Chevron manages the pipeline segment or conducts operations of the pipeline segment covered by this proposed Permit, Chevron, as the Owner of this pipeline segment, will ensure that the Operator implements and follows the terms of this recommendation and the Permit, when and if issued, as well as all applicable laws, rules, and regulations.

PART II

ADDITIONAL PERMIT MATERIALS

(Chevron Phillips Chemical Company, LP Agrees):

- 1. MSB Chevron shall provide all applicable permits to the City before any work under this permit is to begin.
- 2. MSB Chevron shall not begin construction in parcels where property agreements have not been obtained. If Chevron Phillips Chemical Company, LP does not have an executed agreement with the property owner, a statement in writing from the landowner shall be provided and submitted to the City giving permission to work on their property.
- 3. MSB Before any field work ("ground-breaking") is commenced on this project, Chevron will be responsible to have the selected Contractor sign the Permit Application before City Council review of this Permit Application.
- 4. The commitments here and responsibility for the Permit, if approved, will be that of Chevron.

Sincerely,

Mike McClung, P.E., C.F.M., ENV SP  
Director, Water Business Unit

MRM:ng

The information contained in PART I and PART II is agreed to by and for Chevron this 18 day of May 2023.

Signature

PROJECT MANAGER

Title

5/18/2023

Date



May 16, 2023

Honorable Nick Dixon  
City of Mont Belvieu  
11607 Eagle Drive  
Mont Belvieu, Texas 77580

575 N. Dairy Ashford  
Suite 700  
Houston, Texas 77079  
T +1 281 589 7257

Re: Pipeline Permit Application  
City of Mont Belvieu Reference 23-6425  
Chevron Phillips Chemical Pipeline Company, LP  
Proposed 20-Inch Brine Return Pipeline  
RPS Project No. 005464

Dear Mayor Dixon,

RPS has reviewed the Pipeline Permit Application 23-6425 submitted by Chevron Phillips Chemical Pipeline Company, LP. Based on the materials reviewed and the additional requirements which are outlined in Parts I and II below, this application meets the technical requirements of Chapter 19, Code of Ordinance 2022-003, and/or related or relevant ordinances of The City of Mont Belvieu (City).

This application is for approximately 135 feet of 20-inch buried high density polyethylene pipeline within the Mont Belvieu city limits. This pipeline will be the first constructed of the Chevron pipeline expansion. It will transport brine beginning approximately 28 LF on the east side of State Highway 146 traveling west for approximately 78 LF underneath State Highway 146 and ending approximately 29 LF west of State Highway 146. The proposed pipeline will be installed parallel to six (6) other pipeline crossings. An emergency shutdown valve will be installed along the proposed pipeline located at tie-in points for future pipelines. This proposed pipeline will run parallel to another proposed 20-inch pipeline. The operating pressure is shown to be 60 PSIG while the maximum testing pressure will be 90 PSIG.

Chevron Phillips Chemical Pipeline Company, LP has met all public requirements as set forth in the ordinance. The applicant has also provided a list of private landowners within 400-feet of the proposed project which is included in the application. The pipeline improvements are located on industrial properties.

We recently visited the proposed project site and inspected the general end-connection locations of the pipeline alignment and proposed crossings. The pipeline will have a minimum depth of 36-inches deep throughout and will be installed via the Slick Bore Drill method at a depth of 12-feet below the center line crown of State Highway 146. The applicant has obtained a permit from TxDOT for the State Highway 146 crossing. No City streets or sidewalks will be closed during construction.

The permit application is technically complete, and we recommend that the permit be granted with the understanding that the items noted in Attachment I of this letter are satisfied prior to beginning work. The permit application shall be revised and filed with the City secretary, if needed.

**City of Mont Belvieu Reference 23-6425**  
**RPS Project No. 005464**  
**May 16, 2023**












In our opinion, the additional items set forth below in Parts I and II will meet or exceed the requirements presented in the ordinances and provide assurance in the design, construction, and operation of the pipeline.

For purposes of this Application, Chevron Phillips Chemical Company, LP will be the "Owner", "Applicant," and "Operator" of the new pipeline system.

### PART I

#### PROPOSED REQUIREMENTS FOR PERMIT

(Chevron Phillips Chemical Company, LP Agrees)

1.  Chevron will schedule at least 48 hours in advance (contact Kori Schweinle at 281-576-2213), facilitate, and attend a preconstruction meeting with City representative to discuss the project, schedule, and critical issues prior to the start of construction. A copy of all permits necessary to construct the pipeline within the city limits will be provided at this time (if applicable).
2.  Chevron will schedule, facilitate, and attend a final walkthrough with City representative to assure conditions herein are in place. As-builts are to be provided to the City within 90 days of final completion.
3.  Chevron will be fully responsible for any and all damage to the existing public or private utility lines. All damages shall be repaired in accordance with City of Mont Belvieu Construction Standards (Mont Belvieu Code of Ordinances, Section 30-27) with no cost to the public.
4.  All work in public right-of-way shall be performed to standards of governing authorities.
5.  Contractor shall be responsible for controlling traffic in the immediate vicinity of construction. All work shall be performed in such a manner and sequence as to provide maximum protection to traffic and pedestrians. Minimally, guidelines set forth in "Manual on Uniform Traffic Control Devices" shall be observed.
6.  Contractor shall be responsible for removal and lawful disposal of all waste material generated during construction. Waste material must be removed from the work site in such a manner as to not damage the property of the owner or other persons.
7.  Contractor must clean mud, dirt, and debris tracked onto existing streets by any vehicle that exits the work site. Condition of the road and/or right-of-way upon completion of the job shall be in as good or better condition than prior to starting work.
8.  Chevron agrees to notify the operators of any pipeline(s) that comes within ten feet, over or under, of the proposed pipeline and will obtain a list of specific emergency contacts for those pipelines. The contractor shall, at a minimum, follow pipeline crossing guidelines set forth in 49 CFR Part 195.
9.  If any pipeline(s) located before or during construction cannot be identified as to owner, Chevron or its Contractor will stop work, inform City representative (RPS), and provide recommendation that shall be approved before proceeding. In addition to "One-Call", Chevron will

**City of Mont Belvieu Reference 23-6425**

RPS Project No. 005464

May 16, 2023



- use an onsite surveyor or similar contractor to specifically locate and identify each pipeline located or encountered.
10. N/A Chevron agrees to notify CWA a minimum of 48 hours in advance when working in, over or adjacent to the CWA easement (if applicable). No work shall be done in CWA's easement without a CWA representative present or permission from a CWA representative. If impacted by construction, contractor shall restore the CWA right-of-way to pre-construction conditions or better.
  11. KS Chevron agrees to submit, re-submit, or update drawings and to submit as-built drawings for the Permit segment. The as-built drawings will show accurately the pipeline location, installed equipment, valves, and controls, depth-of-cover, and all pipelines and other obstructions or nearby facilities located during initial surveys and during construction.
  12. KS Chevron specifically agrees, in addition to the Permit Application requirements, to give site access to, or acquire site access for, a representative of The City of Mont Belvieu to inspect and review progress of this pipeline during construction and before operations begin. Chevron also agrees to give to or acquire site access for a representative of The City of Mont Belvieu, at such subsequent times as are reasonable, to investigate incidents reported to the City of Mont Belvieu or other agencies subject to the Permit Application package. Access to the Chevron rights-of-way, easements, or facilities associated with this Permit Application segment, will be through contact with field or operations personnel and after the City representative completes the usual safety and orientation procedures used by or for Chevron, for entrance by guests, inspectors, or visitors to the facilities.
  13. KS Chevron agrees to monitor the subject pipeline route and connected or related facilities under its ownership, operation, or control for subsidence on an ongoing basis and to report any accelerated or unusual subsidence to the City within ten days of discovering same. The monitoring will be in the form of routine observation and reporting of any changes in the field (i.e., posts leaning, shifting of equipment, etc.).
  14. KS Before the proposed pipeline segment is placed in operational use, the pipeline segment will have capacity for pressure and flow rate monitoring, and control and emergency/remote shut-down capability.
  15. KS Before the proposed pipeline section becomes operational, Chevron will include this pipeline segment in its usual operations and procedures, including a plan for inspection, testing, pipeline marker placement (road crossings and other areas), and leak monitoring. They will include methods or procedure to monitor the subject section for any leaks or other operational situations, factors, or problems during the life of the pipeline.
  16. KS Chevron agrees to use trenching and shoring methods (where open cut is used) and procedures complying with OSHA standards. Care will be used in the drilling and boring operations, with emphasis on such information as OSHA publishes related to potential hazards during boring operations.
  17. KS The City of Mont Belvieu continues its undertaking for a program to improve and upgrade various utilities. The Applicant understands there may be future improvements at the same location as planned, mapped, and applied for in this application. City personnel may have current and/or updated information as to these programs and ongoing plans.

City of Mont Belvieu Reference 23-6425  
RPS Project No. 005464  
May 16, 2023



- 18. ASB If another entity other than Chevron manages the pipeline segment or conducts operations of the pipeline segment covered by this proposed Permit, Chevron, as the Owner of this pipeline segment, will ensure that the Operator implements and follows the terms of this recommendation and the Permit, when and if issued, as well as all applicable laws, rules, and regulations.

PART II

ADDITIONAL PERMIT MATERIALS

(Chevron Phillips Chemical Company, LP Agrees):

- 1. ASB Chevron shall provide all applicable permits to the City before any work under this permit is to begin.
- 2. ASB Chevron shall not begin construction in parcels where property agreements have not been obtained. If Chevron Phillips Chemical Company, LP does not have an executed agreement with the property owner, a statement in writing from the landowner shall be provided and submitted to the City giving permission to work on their property.
- 3. ASB Before any field work ("ground-breaking") is commenced on this project, Chevron will be responsible to have the selected Contractor sign the Permit Application before City Council review of this Permit Application.
- 4. The commitments here and responsibility for the Permit, if approved, will be that of Chevron.

Sincerely,

Mike McClung, P.E., C.F.M., ENV SP  
Director, Water Business Unit

MRM:ng

The information contained in PART I and PART II is agreed to by and for Chevron this 18 day of May 2023.

Signature

Project Manager

Title

5/18/2023

Date



May 16, 2023

Honorable Nick Dixon  
City of Mont Belvieu  
11607 Eagle Drive  
Mont Belvieu, Texas 77580

575 N. Dairy Ashford  
Suite 700  
Houston, Texas 77079  
T +1 281 589 7257

Re: Pipeline Permit Application  
City of Mont Belvieu Reference 23-6426  
Chevron Phillips Chemical Pipeline Company, LP  
Proposed 20-Inch Brine Supply Pipeline  
RPS Project No. 005464

Dear Mayor Dixon,

RPS has reviewed the Pipeline Permit Application 23-6426 submitted by Chevron Phillips Chemical Pipeline Company, LP. Based on the materials reviewed and the additional requirements which are outlined in Parts I and II below, this application meets the technical requirements of Chapter 19, Code of Ordinance 2022-003, and/or related or relevant ordinances of The City of Mont Belvieu (City).

This application is for approximately 135 feet of 20-inch buried high density polyethylene pipeline within the Mont Belvieu city limits. This pipeline will be the first constructed of the Chevron pipeline expansion. It will transport brine beginning approximately 28 LF on the east side of State Highway 146 traveling west for approximately 78 LF underneath State Highway 146 and ending approximately 29 LF west of State Highway 146. The proposed pipeline will be installed parallel to six (6) other pipeline crossings. An emergency shutdown valve will be installed along the proposed pipeline located at tie-in points for future pipelines. This proposed pipeline will run parallel to another proposed 20-inch pipeline. The operating pressure is shown to be 60 PSIG while the maximum testing pressure will be 90 PSIG.

Chevron Phillips Chemical Pipeline Company, LP has met all public requirements as set forth in the ordinance. The applicant has also provided a list of private landowners within 400-feet of the proposed project which is included in the application. The pipeline improvements are located on industrial properties.

We recently visited the proposed project site and inspected the general end-connection locations of the pipeline alignment and proposed crossings. The pipeline will have a minimum depth of 36-inches deep throughout and will be installed via the Slick Bore Drill method at a depth of 12-feet below the center line crown of State Highway 146. The applicant has obtained a permit from TxDOT for the State Highway 146 crossing. No City streets or sidewalks will be closed during construction.

The permit application is technically complete, and we recommend that the permit be granted with the understanding that the items noted in Attachment I of this letter are satisfied prior to beginning work. The permit application shall be revised and filed with the City secretary, if needed.

**City of Mont Belvieu Reference 23-6426**  
**RPS Project No. 005464**  
**May 16, 2023**



In our opinion, the additional items set forth below in Parts I and II will meet or exceed the requirements presented in the ordinances and provide assurance in the design, construction, and operation of the pipeline.

For purposes of this Application, Chevron Phillips Chemical Company, LP will be the "Owner", "Applicant," and "Operator" of the new pipeline system.

### PART I

#### PROPOSED REQUIREMENTS FOR PERMIT

(Chevron Phillips Chemical Company, LP Agrees)

1. KSD Chevron will schedule at least 48 hours in advance (contact Kori Schweinle at 281-576-2213), facilitate, and attend a preconstruction meeting with City representative to discuss the project, schedule, and critical issues prior to the start of construction. A copy of all permits necessary to construct the pipeline within the city limits will be provided at this time (if applicable).
2. KSD Chevron will schedule, facilitate, and attend a final walkthrough with City representative to assure conditions herein are in place. As-builts are to be provided to the City within 90 days of final completion.
3. KSD Chevron will be fully responsible for any and all damage to the existing public or private utility lines. All damages shall be repaired in accordance with City of Mont Belvieu Construction Standards (Mont Belvieu Code of Ordinances, Section 30-27) with no cost to the public.
4. KSD All work in public right-of-way shall be performed to standards of governing authorities.
5. KSD Contractor shall be responsible for controlling traffic in the immediate vicinity of construction. All work shall be performed in such a manner and sequence as to provide maximum protection to traffic and pedestrians. Minimally, guidelines set forth in "Manual on Uniform Traffic Control Devices" shall be observed.
6. KSD Contractor shall be responsible for removal and lawful disposal of all waste material generated during construction. Waste material must be removed from the work site in such a manner as to not damage the property of the owner or other persons.
7. KSD Contractor must clean mud, dirt, and debris tracked onto existing streets by any vehicle that exits the work site. Condition of the road and/or right-of-way upon completion of the job shall be in as good or better condition than prior to starting work.
8. KSD Chevron agrees to notify the operators of any pipeline(s) that comes within ten feet, over or under, of the proposed pipeline and will obtain a list of specific emergency contacts for those pipelines. The contractor shall, at a minimum, follow pipeline crossing guidelines set forth in 49 CFR Part 195.
9. KSD If any pipeline(s) located before or during construction cannot be identified as to owner, Chevron or its Contractor will stop work, inform City representative (RPS), and provide recommendation that shall be approved before proceeding. In addition to "One-Call", Chevron will

City of Mont Belvieu Reference 23-6426  
RPS Project No. 005464  
May 16, 2023



- use an onsite surveyor or similar contractor to specifically locate and identify each pipeline located or encountered.
10. N/A Chevron agrees to notify CWA a minimum of 48 hours in advance when working in, over or adjacent to the CWA easement (if applicable). No work shall be done in CWA's easement without a CWA representative present or permission from a CWA representative. If impacted by construction, contractor shall restore the CWA right-of-way to pre-construction conditions or better.
  11. RSB Chevron agrees to submit, re-submit, or update drawings and to submit as-built drawings for the Permit segment. The as-built drawings will show accurately the pipeline location, installed equipment, valves, and controls, depth-of-cover, and all pipelines and other obstructions or nearby facilities located during initial surveys and during construction.
  12. RSB Chevron specifically agrees, in addition to the Permit Application requirements, to give site access to, or acquire site access for, a representative of The City of Mont Belvieu to inspect and review progress of this pipeline during construction and before operations begin. Chevron also agrees to give to or acquire site access for a representative of The City of Mont Belvieu, at such subsequent times as are reasonable, to investigate incidents reported to the City of Mont Belvieu or other agencies subject to the Permit Application package. Access to the Chevron rights-of-way, easements, or facilities associated with this Permit Application segment, will be through contact with field or operations personnel and after the City representative completes the usual safety and orientation procedures used by or for Chevron, for entrance by guests, inspectors, or visitors to the facilities.
  13. RSB Chevron agrees to monitor the subject pipeline route and connected or related facilities under its ownership, operation, or control for subsidence on an ongoing basis and to report any accelerated or unusual subsidence to the City within ten days of discovering same. The monitoring will be in the form of routine observation and reporting of any changes in the field (i.e., posts leaning, shifting of equipment, etc.).
  14. RSB Before the proposed pipeline segment is placed in operational use, the pipeline segment will have capacity for pressure and flow rate monitoring, and control and emergency/remote shut-down capability.
  15. RSB Before the proposed pipeline section becomes operational, Chevron will include this pipeline segment in its usual operations and procedures, including a plan for inspection, testing, pipeline marker placement (road crossings and other areas), and leak monitoring. They will include methods or procedure to monitor the subject section for any leaks or other operational situations, factors, or problems during the life of the pipeline.
  16. RSB Chevron agrees to use trenching and shoring methods (where open cut is used) and procedures complying with OSHA standards. Care will be used in the drilling and boring operations, with emphasis on such information as OSHA publishes related to potential hazards during boring operations.
  17. RSB The City of Mont Belvieu continues its undertaking for a program to improve and upgrade various utilities. The Applicant understands there may be future improvements at the same location as planned, mapped, and applied for in this application. City personnel may have current and/or updated information as to these programs and ongoing plans.

City of Mont Belvieu Reference 23-6426  
RPS Project No. 005464  
May 16, 2023



18. MSB If another entity other than Chevron manages the pipeline segment or conducts operations of the pipeline segment covered by this proposed Permit, Chevron, as the Owner of this pipeline segment, will ensure that the Operator implements and follows the terms of this recommendation and the Permit, when and if issued, as well as all applicable laws, rules, and regulations.

## PART II

### ADDITIONAL PERMIT MATERIALS

(Chevron Phillips Chemical Company, LP Agrees):

1. MSB Chevron shall provide all applicable permits to the City before any work under this permit is to begin.
2. MSB Chevron shall not begin construction in parcels where property agreements have not been obtained. If Chevron Phillips Chemical Company, LP does not have an executed agreement with the property owner, a statement in writing from the landowner shall be provided and submitted to the City giving permission to work on their property.
3. MSB Before any field work ("ground-breaking") is commenced on this project, Chevron will be responsible to have the selected Contractor sign the Permit Application before City Council review of this Permit Application.
4. The commitments here and responsibility for the Permit, if approved, will be that of Chevron.

Sincerely,

Mike McClung, P.E., C.F.M., ENV SP  
Director, Water Business Unit

MRM:ng

The information contained in PART I and PART II is agreed to by and for Chevron this 18 day of May 2023.

Signature

PROJECT MANAGER

Title

5/18/2023

Date



May 16, 2023

Honorable Nick Dixon  
City of Mont Belvieu  
11607 Eagle Drive  
Mont Belvieu, Texas 77580

575 N. Dairy Ashford  
Suite 700  
Houston, Texas 77079  
T +1 281 589 7257

Re: Pipeline Permit Application  
City of Mont Belvieu Reference 23-6427  
Chevron Phillips Chemical Pipeline Company, LP  
Proposed 14-Inch HDPE Cased Utility Lines  
RPS Project No. 005464

Dear Mayor Dixon,

RPS has reviewed the Pipeline Permit Application 23-6427 submitted by Chevron Phillips Chemical Pipeline Company, LP. Based on the materials reviewed and the additional requirements which are outlined in Parts I and II below, this application meets the technical requirements of Chapter 19, Code of Ordinance 2022-003, and/or related or relevant ordinances of The City of Mont Belvieu (City).

This application is for a 14-inch buried high density polyethylene casing for six 2-inch utility lines, approximately 135 feet long, within the Mont Belvieu city limits. This pipeline will be the first constructed of the Chevron pipeline expansion. It will begin approximately 28 LF on the east side of State Highway 146 traveling west for approximately 78 LF underneath State Highway 146 and ending approximately 29 LF west of State Highway 146. The proposed pipeline will be installed parallel to six (6) other pipeline crossings. An emergency shutdown valve will be installed along the proposed pipeline located at tie-in points for future pipelines.

Chevron Phillips Chemical Pipeline Company, LP has met all public requirements as set forth in the ordinance. The applicant has also provided a list of private landowners within 400-feet of the proposed project which is included in the application. The pipeline improvements are located on industrial properties.

We recently visited the proposed project site and inspected the general end-connection locations of the pipeline alignment and proposed crossings. The pipeline will have a minimum depth of 36-inches deep throughout and will be installed via the Slick Bore Drill method at a depth of 12-feet below the center line crown of State Highway 146. The applicant has obtained a permit from TxDOT for the State Highway 146 crossing. No City streets or sidewalks will be closed during construction.

The permit application is technically complete, and we recommend that the permit be granted with the understanding that the items noted in Attachment I of this letter are satisfied prior to beginning work. The permit application shall be revised and filed with the City secretary, if needed.

**City of Mont Belvieu Reference 23-6427**

RPS Project No. 005464

May 16, 2023












In our opinion, the additional items set forth below in Parts I and II will meet or exceed the requirements presented in the ordinances and provide assurance in the design, construction, and operation of the pipeline.

For purposes of this Application, Chevron Phillips Chemical Company, LP will be the "Owner", "Applicant," and "Operator" of the new pipeline system.

**PART I****PROPOSED REQUIREMENTS FOR PERMIT**

(Chevron Phillips Chemical Company, LP Agrees)

1.  Chevron will schedule at least 48 hours in advance (contact Kori Schweinle at 281-576-2213), facilitate, and attend a preconstruction meeting with City representative to discuss the project, schedule, and critical issues prior to the start of construction. A copy of all permits necessary to construct the pipeline within the city limits will be provided at this time (if applicable).
2.  Chevron will schedule, facilitate, and attend a final walkthrough with City representative to assure conditions herein are in place. As-builts are to be provided to the City within 90 days of final completion.
3.  Chevron will be fully responsible for any and all damage to the existing public or private utility lines. All damages shall be repaired in accordance with City of Mont Belvieu Construction Standards (Mont Belvieu Code of Ordinances, Section 30-27) with no cost to the public.
4.  All work in public right-of-way shall be performed to standards of governing authorities.
5.  Contractor shall be responsible for controlling traffic in the immediate vicinity of construction. All work shall be performed in such a manner and sequence as to provide maximum protection to traffic and pedestrians. Minimally, guidelines set forth in "Manual on Uniform Traffic Control Devices" shall be observed.
6.  Contractor shall be responsible for removal and lawful disposal of all waste material generated during construction. Waste material must be removed from the work site in such a manner as to not damage the property of the owner or other persons.
7.  Contractor must clean mud, dirt, and debris tracked onto existing streets by any vehicle that exits the work site. Condition of the road and/or right-of-way upon completion of the job shall be in as good or better condition than prior to starting work.
8.  Chevron agrees to notify the operators of any pipeline(s) that comes within ten feet, over or under, of the proposed pipeline and will obtain a list of specific emergency contacts for those pipelines. The contractor shall, at a minimum, follow pipeline crossing guidelines set forth in 49 CFR Part 195.
9.  If any pipeline(s) located before or during construction cannot be identified as to owner, Chevron or its Contractor will stop work, inform City representative (RPS), and provide recommendation that shall be approved before proceeding. In addition to "One-Call", Chevron will

**City of Mont Belvieu Reference 23-6427**

RPS Project No. 005464

May 16, 2023



- use an onsite surveyor or similar contractor to specifically locate and identify each pipeline located or encountered.
10. N/A Chevron agrees to notify CWA a minimum of 48 hours in advance when working in, over or adjacent to the CWA easement (if applicable). No work shall be done in CWA's easement without a CWA representative present or permission from a CWA representative. If impacted by construction, contractor shall restore the CWA right-of-way to pre-construction conditions or better.
  11. RBP Chevron agrees to submit, re-submit, or update drawings and to submit as-built drawings for the Permit segment. The as-built drawings will show accurately the pipeline location, installed equipment, valves, and controls, depth-of-cover, and all pipelines and other obstructions or nearby facilities located during initial surveys and during construction.
  12. RBP Chevron specifically agrees, in addition to the Permit Application requirements, to give site access to, or acquire site access for, a representative of The City of Mont Belvieu to inspect and review progress of this pipeline during construction and before operations begin. Chevron also agrees to give to or acquire site access for a representative of The City of Mont Belvieu, at such subsequent times as are reasonable, to investigate incidents reported to the City of Mont Belvieu or other agencies subject to the Permit Application package. Access to the Chevron rights-of-way, easements, or facilities associated with this Permit Application segment, will be through contact with field or operations personnel and after the City representative completes the usual safety and orientation procedures used by or for Chevron, for entrance by guests, inspectors, or visitors to the facilities.
  13. RBP Chevron agrees to monitor the subject pipeline route and connected or related facilities under its ownership, operation, or control for subsidence on an ongoing basis and to report any accelerated or unusual subsidence to the City within ten days of discovering same. The monitoring will be in the form of routine observation and reporting of any changes in the field (i.e., posts leaning, shifting of equipment, etc.).
  14. RBP Before the proposed pipeline segment is placed in operational use, the pipeline segment will have capacity for pressure and flow rate monitoring, and control and emergency/remote shut-down capability.
  15. RBP Before the proposed pipeline section becomes operational, Chevron will include this pipeline segment in its usual operations and procedures, including a plan for inspection, testing, pipeline marker placement (road crossings and other areas), and leak monitoring. They will include methods or procedure to monitor the subject section for any leaks or other operational situations, factors, or problems during the life of the pipeline.
  16. RBP Chevron agrees to use trenching and shoring methods (where open cut is used) and procedures complying with OSHA standards. Care will be used in the drilling and boring operations, with emphasis on such information as OSHA publishes related to potential hazards during boring operations.
  17. RBP The City of Mont Belvieu continues its undertaking for a program to improve and upgrade various utilities. The Applicant understands there may be future improvements at the same location as planned, mapped, and applied for in this application. City personnel may have current and/or updated information as to these programs and ongoing plans.

City of Mont Belvieu Reference 23-6427

RPS Project No. 005464

May 16, 2023



18. RB If another entity other than Chevron manages the pipeline segment or conducts operations of the pipeline segment covered by this proposed Permit, Chevron, as the Owner of this pipeline segment, will ensure that the Operator implements and follows the terms of this recommendation and the Permit, when and if issued, as well as all applicable laws, rules, and regulations.

## PART II

### ADDITIONAL PERMIT MATERIALS

(Chevron Phillips Chemical Company, LP Agrees):

1. RB Chevron shall provide all applicable permits to the City before any work under this permit is to begin.
2. RB Chevron shall not begin construction in parcels where property agreements have not been obtained. If Chevron Phillips Chemical Company, LP does not have an executed agreement with the property owner, a statement in writing from the landowner shall be provided and submitted to the City giving permission to work on their property.
3. RB Before any field work ("ground-breaking") is commenced on this project, Chevron will be responsible to have the selected Contractor sign the Permit Application before City Council review of this Permit Application.
4. The commitments here and responsibility for the Permit, if approved, will be that of Chevron.

Sincerely,

Mike McClung, P.E., C.F.M., ENV SP  
Director, Water Business Unit

MRM:ng

The information contained in PART I and PART II is agreed to by and for Chevron this 18 day of May 2023.

Signature

PROJECT MANAGER

Title

5/18/23

Date



May 16, 2023

Honorable Nick Dixon  
City of Mont Belvieu  
11607 Eagle Drive  
Mont Belvieu, Texas 77580

575 N. Dairy Ashford  
Suite 700  
Houston, Texas 77079  
T +1 281 589 7257

Re: Pipeline Permit Application  
City of Mont Belvieu Reference 23-6428  
Chevron Phillips Chemical Pipeline Company, LP  
Proposed 12-Inch CPC NGL Pipeline Spare Line #1  
RPS Project No. 005464

Dear Mayor Dixon,

RPS has reviewed the Pipeline Permit Application 23-6428 submitted by Chevron Phillips Chemical Pipeline Company, LP. Based on the materials reviewed and the additional requirements which are outlined in Parts I and II below, this application meets the technical requirements of Chapter 19, Code of Ordinance 2022-003, and/or related or relevant ordinances of The City of Mont Belvieu (City).

Upon review of this pipeline application, it was noted that Chevron provided information for one 16-inch CPC NGL pipe. It was confirmed that the 16-inch CPC NGL Spare Line #1 pipeline is to be a 12-inch CPC NGL pipeline. Chevron provided the appropriate information for this application review.

This application is for approximately 135 feet of 12-inch buried carbon steel pipeline within the Mont Belvieu city limits. This pipeline will be the first constructed of the Chevron pipeline expansion. It will transport natural gas liquids beginning approximately 28 LF on the east side of State Highway 146 traveling west for approximately 78 LF underneath State Highway 146 and ending approximately 29 LF west of State Highway 146. The proposed pipeline will be installed parallel to six (6) other pipeline crossings. An emergency shutdown valve will be installed along the proposed pipeline located at tie-in points for future pipelines. The operating pressure is shown to be 2,220 PSIG while the maximum testing pressure will be 3,330 PSIG.

Chevron Phillips Chemical Pipeline Company, LP has met all public requirements as set forth in the ordinance. The applicant has also provided a list of private landowners within 400-feet of the proposed project which is included in the application. The pipeline improvements are located on industrial properties.

We recently visited the proposed project site and inspected the general end-connection locations of the pipeline alignment and proposed crossings. The pipeline will have a minimum depth of 36-inches deep throughout and will be installed via the Slick Bore Drill method at a depth of 12-feet below the center line crown of State Highway 146. The applicant has obtained a permit from TxDOT for the State Highway 146 crossing. No City streets or sidewalks will be closed during construction.

**City of Mont Belvieu Reference 23-6428**  
**RPS Project No. 005464**  
**May 16, 2023**



The permit application is technically complete, and we recommend that the permit be granted with the understanding that the items noted in Attachment I of this letter are satisfied prior to beginning work. The permit application shall be revised and filed with the City secretary, if needed.









In our opinion, the additional items set forth below in Parts I and II will meet or exceed the requirements presented in the ordinances and provide assurance in the design, construction, and operation of the pipeline.

For purposes of this Application, Chevron Phillips Chemical Company, LP will be the "Owner", "Applicant," and "Operator" of the new pipeline system.

### PART I

#### PROPOSED REQUIREMENTS FOR PERMIT

(Chevron Phillips Chemical Company, LP Agrees)

1.  Chevron will schedule at least 48 hours in advance (contact Kori Schweinle at 281-576-2213), facilitate, and attend a preconstruction meeting with City representative to discuss the project, schedule, and critical issues prior to the start of construction. A copy of all permits necessary to construct the pipeline within the city limits will be provided at this time (if applicable).
2.  Chevron will schedule, facilitate, and attend a final walkthrough with City representative to assure conditions herein are in place. As-builts are to be provided to the City within 90 days of final completion.
3.  Chevron will be fully responsible for any and all damage to the existing public or private utility lines. All damages shall be repaired in accordance with City of Mont Belvieu Construction Standards (Mont Belvieu Code of Ordinances, Section 30-27) with no cost to the public.
4.  All work in public right-of-way shall be performed to standards of governing authorities.
5.  Contractor shall be responsible for controlling traffic in the immediate vicinity of construction. All work shall be performed in such a manner and sequence as to provide maximum protection to traffic and pedestrians. Minimally, guidelines set forth in "Manual on Uniform Traffic Control Devices" shall be observed.
6.  Contractor shall be responsible for removal and lawful disposal of all waste material generated during construction. Waste material must be removed from the work site in such a manner as to not damage the property of the owner or other persons.
7.  Contractor must clean mud, dirt, and debris tracked onto existing streets by any vehicle that exits the work site. Condition of the road and/or right-of-way upon completion of the job shall be in as good or better condition than prior to starting work.
8.  Chevron agrees to notify the operators of any pipeline(s) that comes within ten feet, over or under, of the proposed pipeline and will obtain a list of specific emergency contacts for those pipelines. The contractor shall, at a minimum, follow pipeline crossing guidelines set forth in 49 CFR Part 195.

**City of Mont Belvieu Reference 23-6428**

RPS Project No. 005464

May 16, 2023



9. TSB If any pipeline(s) located before or during construction cannot be identified as to owner, Chevron or its Contractor will stop work, inform City representative (RPS), and provide recommendation that shall be approved before proceeding. In addition to "One-Call", Chevron will use an onsite surveyor or similar contractor to specifically locate and identify each pipeline located or encountered.
10. N/A Chevron agrees to notify CWA a minimum of 48 hours in advance when working in, over or adjacent to the CWA easement (if applicable). No work shall be done in CWA's easement without a CWA representative present or permission from a CWA representative. If impacted by construction, contractor shall restore the CWA right-of-way to pre-construction conditions or better.
11. TSB Chevron agrees to submit, re-submit, or update drawings and to submit as-built drawings for the Permit segment. The as-built drawings will show accurately the pipeline location, installed equipment, valves, and controls, depth-of-cover, and all pipelines and other obstructions or nearby facilities located during initial surveys and during construction.
12. TSB Chevron specifically agrees, in addition to the Permit Application requirements, to give site access to, or acquire site access for, a representative of The City of Mont Belvieu to inspect and review progress of this pipeline during construction and before operations begin. Chevron also agrees to give to or acquire site access for a representative of The City of Mont Belvieu, at such subsequent times as are reasonable, to investigate incidents reported to the City of Mont Belvieu or other agencies subject to the Permit Application package. Access to the Chevron rights-of-way, easements, or facilities associated with this Permit Application segment, will be through contact with field or operations personnel and after the City representative completes the usual safety and orientation procedures used by or for Chevron, for entrance by guests, inspectors, or visitors to the facilities.
13. TSB Chevron agrees to monitor the subject pipeline route and connected or related facilities under its ownership, operation, or control for subsidence on an ongoing basis and to report any accelerated or unusual subsidence to the City within ten days of discovering same. The monitoring will be in the form of routine observation and reporting of any changes in the field (i.e., posts leaning, shifting of equipment, etc.).
14. TSB Before the proposed pipeline segment is placed in operational use, the pipeline segment will have capacity for pressure and flow rate monitoring, and control and emergency/remote shut-down capability.
15. TSB Before the proposed pipeline section becomes operational, Chevron will include this pipeline segment in its usual operations and procedures, including a plan for inspection, testing, pipeline marker placement (road crossings and other areas), and leak monitoring. They will include methods or procedure to monitor the subject section for any leaks or other operational situations, factors, or problems during the life of the pipeline.
16. TSB Chevron agrees to use trenching and shoring methods (where open cut is used) and procedures complying with OSHA standards. Care will be used in the drilling and boring operations, with emphasis on such information as OSHA publishes related to potential hazards during boring operations.

City of Mont Belvieu Reference 23-6428  
RPS Project No. 005464  
May 16, 2023



17. MSB The City of Mont Belvieu continues its undertaking for a program to improve and upgrade various utilities. The Applicant understands there may be future improvements at the same location as planned, mapped, and applied for in this application. City personnel may have current and/or updated information as to these programs and ongoing plans.
18. MSB If another entity other than Chevron manages the pipeline segment or conducts operations of the pipeline segment covered by this proposed Permit, Chevron, as the Owner of this pipeline segment, will ensure that the Operator implements and follows the terms of this recommendation and the Permit, when and if issued, as well as all applicable laws, rules, and regulations.

## PART II

### ADDITIONAL PERMIT MATERIALS

(Chevron Phillips Chemical Company, LP Agrees):

1. MSB Chevron shall provide all applicable permits to the City before any work under this permit is to begin.
2. MSB Chevron shall not begin construction in parcels where property agreements have not been obtained. If Chevron Phillips Chemical Company, LP does not have an executed agreement with the property owner, a statement in writing from the landowner shall be provided and submitted to the City giving permission to work on their property.
3. MSB Before any field work ("ground-breaking") is commenced on this project, Chevron will be responsible to have the selected Contractor sign the Permit Application before City Council review of this Permit Application.
4. The commitments here and responsibility for the Permit, if approved, will be that of Chevron.

Sincerely,

Mike McClung, P.E., C.F.M., ENV SP  
Director, Water Business Unit

MRM:ng

The information contained in PART I and PART II is agreed to by and for Chevron this 18 day of May 2023.

Signature

PROJECT MANAGER

Title

5/18/2023

Date



May 16, 2023

Honorable Nick Dixon  
City of Mont Belvieu  
11607 Eagle Drive  
Mont Belvieu, Texas 77580

575 N. Dairy Ashford  
Suite 700  
Houston, Texas 77079  
T +1 281 589 7257

Re: Pipeline Permit Application  
City of Mont Belvieu Reference 23-6429  
Chevron Phillips Chemical Pipeline Company, LP  
Proposed 16-Inch CPC NGL Pipeline Spare Line #2  
RPS Project No. 005464

Dear Mayor Dixon,

RPS has reviewed the Pipeline Permit Application 23-6429 submitted by Chevron Phillips Chemical Pipeline Company, LP. Based on the materials reviewed and the additional requirements which are outlined in Parts I and II below, this application meets the technical requirements of Chapter 19, Code of Ordinance 2022-003, and/or related or relevant ordinances of The City of Mont Belvieu (City).

This application is for approximately 135 feet of 16-inch buried carbon steel pipeline within the Mont Belvieu city limits. This pipeline will be the first constructed of the Chevron pipeline expansion. It will transport natural gas liquids beginning approximately 28 LF on the east side of State Highway 146 traveling west for approximately 78 LF underneath State Highway 146 and ending approximately 29 LF west of State Highway 146. The proposed pipeline will be installed parallel to six (6) other pipeline crossings. An emergency shutdown valve will be installed along the proposed pipeline located at tie-in points for future pipelines. The operating pressure is shown to be 2,220 PSIG while the maximum testing pressure will be 3,330 PSIG.

Chevron Phillips Chemical Pipeline Company, LP has met all public requirements as set forth in the ordinance. The applicant has also provided a list of private landowners within 400-feet of the proposed project which is included in the application. The pipeline improvements are located on industrial properties.

We recently visited the proposed project site and inspected the general end-connection locations of the pipeline alignment and proposed crossings. The pipeline will have a minimum depth of 36-inches deep throughout and will be installed via the Slick Bore Drill method at a depth of 12-feet below the center line crown of State Highway 146. The applicant has obtained a permit from TxDOT for the State Highway 146 crossing. No City streets or sidewalks will be closed during construction.

The permit application is technically complete, and we recommend that the permit be granted with the understanding that the items noted in Attachment I of this letter are satisfied prior to beginning work. The permit application shall be revised and filed with the City secretary, if needed.

**City of Mont Belvieu Reference 23-6429**

RPS Project No. 005464

May 16, 2023



In our opinion, the additional items set forth below in Parts I and II will meet or exceed the requirements presented in the ordinances and provide assurance in the design, construction, and operation of the pipeline.

For purposes of this Application, Chevron Phillips Chemical Company, LP will be the "Owner", "Applicant," and "Operator" of the new pipeline system.

**PART I****PROPOSED REQUIREMENTS FOR PERMIT**

(Chevron Phillips Chemical Company, LP Agrees)

1. KSB Chevron will schedule at least 48 hours in advance (contact Kori Schweinle at 281-576-2213), facilitate, and attend a preconstruction meeting with City representative to discuss the project, schedule, and critical issues prior to the start of construction. A copy of all permits necessary to construct the pipeline within the city limits will be provided at this time (if applicable).
2. KSB Chevron will schedule, facilitate, and attend a final walkthrough with City representative to assure conditions herein are in place. As-builts are to be provided to the City within 90 days of final completion.
3. KSB Chevron will be fully responsible for any and all damage to the existing public or private utility lines. All damages shall be repaired in accordance with City of Mont Belvieu Construction Standards (Mont Belvieu Code of Ordinances, Section 30-27) with no cost to the public.
4. KSB All work in public right-of-way shall be performed to standards of governing authorities.
5. KSB Contractor shall be responsible for controlling traffic in the immediate vicinity of construction. All work shall be performed in such a manner and sequence as to provide maximum protection to traffic and pedestrians. Minimally, guidelines set forth in "Manual on Uniform Traffic Control Devices" shall be observed.
6. KSB Contractor shall be responsible for removal and lawful disposal of all waste material generated during construction. Waste material must be removed from the work site in such a manner as to not damage the property of the owner or other persons.
7. KSB Contractor must clean mud, dirt, and debris tracked onto existing streets by any vehicle that exits the work site. Condition of the road and/or right-of-way upon completion of the job shall be in as good or better condition than prior to starting work.
8. KSB Chevron agrees to notify the operators of any pipeline(s) that comes within ten feet, over or under, of the proposed pipeline and will obtain a list of specific emergency contacts for those pipelines. The contractor shall, at a minimum, follow pipeline crossing guidelines set forth in 49 CFR Part 195.
9. KSB If any pipeline(s) located before or during construction cannot be identified as to owner, Chevron or its Contractor will stop work, inform City representative (RPS), and provide recommendation that shall be approved before proceeding. In addition to "One-Call", Chevron will

**City of Mont Belvieu Reference 23-6429**  
**RPS Project No. 005464**  
**May 16, 2023**



use an onsite surveyor or similar contractor to specifically locate and identify each pipeline located or encountered.

10. N/A Chevron agrees to notify CWA a minimum of 48 hours in advance when working in, over or adjacent to the CWA easement (if applicable). No work shall be done in CWA's easement without a CWA representative present or permission from a CWA representative. If impacted by construction, contractor shall restore the CWA right-of-way to pre-construction conditions or better.
11. RSD Chevron agrees to submit, re-submit, or update drawings and to submit as-built drawings for the Permit segment. The as-built drawings will show accurately the pipeline location, installed equipment, valves, and controls, depth-of-cover, and all pipelines and other obstructions or nearby facilities located during initial surveys and during construction.
12. RSD Chevron specifically agrees, in addition to the Permit Application requirements, to give site access to, or acquire site access for, a representative of The City of Mont Belvieu to inspect and review progress of this pipeline during construction and before operations begin. Chevron also agrees to give to or acquire site access for a representative of The City of Mont Belvieu, at such subsequent times as are reasonable, to investigate incidents reported to the City of Mont Belvieu or other agencies subject to the Permit Application package. Access to the Chevron rights-of-way, easements, or facilities associated with this Permit Application segment, will be through contact with field or operations personnel and after the City representative completes the usual safety and orientation procedures used by or for Chevron, for entrance by guests, inspectors, or visitors to the facilities.
13. RSD Chevron agrees to monitor the subject pipeline route and connected or related facilities under its ownership, operation, or control for subsidence on an ongoing basis and to report any accelerated or unusual subsidence to the City within ten days of discovering same. The monitoring will be in the form of routine observation and reporting of any changes in the field (i.e., posts leaning, shifting of equipment, etc.).
14. RSD Before the proposed pipeline segment is placed in operational use, the pipeline segment will have capacity for pressure and flow rate monitoring, and control and emergency/remote shut-down capability.
15. RSD Before the proposed pipeline section becomes operational, Chevron will include this pipeline segment in its usual operations and procedures, including a plan for inspection, testing, pipeline marker placement (road crossings and other areas), and leak monitoring. They will include methods or procedure to monitor the subject section for any leaks or other operational situations, factors, or problems during the life of the pipeline.
16. RSD Chevron agrees to use trenching and shoring methods (where open cut is used) and procedures complying with OSHA standards. Care will be used in the drilling and boring operations, with emphasis on such information as OSHA publishes related to potential hazards during boring operations.
17. RSD The City of Mont Belvieu continues its undertaking for a program to improve and upgrade various utilities. The Applicant understands there may be future improvements at the same location as planned, mapped, and applied for in this application. City personnel may have current and/or updated information as to these programs and ongoing plans.

City of Mont Belvieu Reference 23-6429  
RPS Project No. 005464  
May 16, 2023



18. MSB If another entity other than Chevron manages the pipeline segment or conducts operations of the pipeline segment covered by this proposed Permit, Chevron, as the Owner of this pipeline segment, will ensure that the Operator implements and follows the terms of this recommendation and the Permit, when and if issued, as well as all applicable laws, rules, and regulations.

## PART II

### ADDITIONAL PERMIT MATERIALS

(Chevron Phillips Chemical Company, LP Agrees):

1. MSB Chevron shall provide all applicable permits to the City before any work under this permit is to begin.
2. MSB Chevron shall not begin construction in parcels where property agreements have not been obtained. If Chevron Phillips Chemical Company, LP does not have an executed agreement with the property owner, a statement in writing from the landowner shall be provided and submitted to the City giving permission to work on their property.
3. MSB Before any field work ("ground-breaking") is commenced on this project, Chevron will be responsible to have the selected Contractor sign the Permit Application before City Council review of this Permit Application.
4. The commitments here and responsibility for the Permit, if approved, will be that of Chevron.

Sincerely,

Mike McClung, P.E., C.F.M., ENV SP  
Director, Water Business Unit

MRM:ng

The information contained in PART I and PART II is agreed to by and for Chevron this 18 day of May 2023.

Signature

PROJECT MANAGER

Title

5/18/2023

Date



## CITY OF MONT BELVIEU

---

### *Planning & Development*

---

### *City Council* AGENDA REPORT

---

To: Prepared By: Ken Barnadyn

Meeting Date: May 22, 2023 Prepared for: Planning & Development

Agenda Item Number: H.3 Department: Planning & Development

Subject: Discussion and possible action on adopting Ordinance No. 2023-017, an ordinance making amendments to Chapter 32 (Subdivision Ordinance), as it pertains to public right-of-ways and street width. Meeting Body: City Council

#### **Item Summary:**

In December, 2022 staff presented an ordinance with specific language pertaining to minimal lot size and public right-of-ways. After much discussion it was decided to leave the language involving right-of-ways out of the proposed ordinance and approve an amended ordinance, that solely reflect changes to minimal lot sizes in residential zoning district.

Staff was directed to continue to look at increasing street widths due to congestion and circulation issues in existing neighborhoods. The current minimal width is 24 foot, and staff is proposing a potential width increase of four (4ft ) to eight (8ft).

Below is the proposed language the was subsequently removed from the Dec 12, 2022 ordinance:

#### **Sec. 32-87. Roads.**

(a) *Frontage on improved roads.* No subdivision shall be approved unless the area to be subdivided shall have frontage on and access from:

- (1) An existing state, county, or city highway.
- (2) A street shown upon a plat approved by the city council and recorded with the county clerk. Such street or highway must be suitably improved as required by the highway rules, regulations, specifications, or orders, or be secured by a performance bond required under these regulations.
- (3) Whenever the area to be subdivided is to utilize existing road frontage, the road shall be suitably improved as provided in subsection (a)(2) of this section.
- (4) Right-of-way width requirements. The road right-of-way width for streets or roads as defined in this Code shall be as follows:
  1. Roads or streets with curbs and gutters.
  2. Local (residential) streets: **60 feet** width.
  3. Collector street: **70 feet** width.
  4. Major (arterial) streets: **80 feet** width.
  5. Roads or streets with open ditch drainage systems.
  6. Local (residential) streets: 60 feet width.
  7. Collector street: 70 feet width.
  8. Major (arterial) streets: 100 feet width.
- (b) *Grading and improvement plan.* Roads and sidewalks shall be graded and improved, and conform to the city subdivision construction manual and shall be approved as to design and specifications by the city engineer in accordance with the construction plans required to be submitted prior to final plat approval.
- (c) *Classification.* All roads shall be classified as either major arterial, minor arterial, collector, or local.
- (d) *Roadway surface widths.* Roadway surface widths shall conform to standards set forth in the city subdivision construction manual. Alleys shall have a minimum width of 20 feet. Local streets shall have a minimum width of **28 feet** (from curb face to curb face). Collector streets shall have a minimum width of **30 feet**. Major streets shall have a minimum width of **32 feet**.

**At their April 24, 2023 meeting, Council requested that staff look at maintenance costs associated with maintaining wider local streets within the City.**

**Staff Recommendation:**

---

Fiscal Note Information Included:

Supporting Documents Included: No

Staff Recommendation Included:

## FISCAL NOTE

AGENDA ITEM NUMBER: 433

DATE INTRODUCED:

FISCAL IMPACT AMOUNT:

FUND:

FISCAL IMPACT:

FUNDS ALLOCATED IN BUDGET:

[MB Ch 32 Subdivision Ord Revisions KB \(bm reviewed\) \(4873-4301-8341.1\).docx](#)

---

ORDINANCE NO. 2023-\_\_\_\_\_

AN ORDINANCE OF THE CITY OF MONT BELVIEU, TEXAS, AMENDING THE CITY OF MONT BELVIEU CODE OF ORDINANCES CHAPTER 32 SUBDIVISION REGULATIONS SEC. 32-87 ROADS; PROVIDING A SEVERABILITY CLAUSE; PROVIDING FOR A PENALTY; PROVIDING FOR REPEAL; AND PROVIDING AN EFFECTIVE DATE.

\* \* \* \* \*

WHEREAS, the City Council of the City of Mont Belvieu, Texas, is continuously reviewing the Code of Ordinances; and

WHEREAS, the City Council is authorized by Texas Local Government Code Chapter 212 to adopt rules governing plats and subdivisions of land within the City and its Extra-territorial Jurisdiction ("ETJ"); and

WHEREAS, All procedural requirements under the Texas Local Government Code were satisfied prior to the adoption of this Ordinance.

NOW THEREFORE, BE IT ORDAINED BY THE CITY COUNCIL OF THE CITY OF MONT BELVIEU, TEXAS:

Section 1. That all of the facts recited in the preamble to this Ordinance are hereby found by the City Council to be true and correct and are incorporated herein by this reference and expressly made a part hereof, as if copied herein verbatim.

Section 2. The Code of Ordinances, City of Mont Belvieu, Texas, Chapter 32, Sec. 32-87 Roads; Sec. 32-87(a)-(d) is hereby amended as follows:

"Sec. 32-87. Roads".

- (a) Frontage on improved roads. No subdivision shall be approved unless the area to be subdivided shall have frontage on and access from:
  - (1) An existing state, county, or city highway.
  - (2) A street shown upon a plat approved by the city council and recorded with the county clerk. Such street or highway must be suitably improved as required by the highway rules, regulations, specifications, or orders, or be secured by a performance bond required under these regulations.
  - (3) Whenever the area to be subdivided is to utilize existing road frontage, the road shall be suitably improved as provided in subsection (a)(2) of this section.
  - (4) Right-of-way width requirements. The road right-of-way width for streets or roads as defined in this Code shall be as follows:
    - a. Roads or streets with curbs and gutters.
      - 1. Local (residential) streets: 60 feet width.
      - 2. Collector street: 70 feet width.

- 
3. Major (arterial) streets: 80 feet width.
- b. Roads or streets with open ditch drainage systems.
    1. Local (residential) streets: 60 feet width.
    2. Collector street: 70 feet width.
    3. Major (arterial) streets: 100 feet width.
- (b) Grading and improvement plan. Roads and sidewalks shall be graded and improved, and conform to the city subdivision construction manual and shall be approved as to design and specifications by the city engineer in accordance with the construction plans required to be submitted prior to final plat approval.
  - (c) Classification. All roads shall be classified as either major arterial, minor arterial, collector, or local.
  - (d) Roadway surface widths. Roadway surface widths shall conform to standards set forth in the city subdivision construction manual. Alleys shall have a minimum width of 20 feet. Local streets shall have a minimum width of 28 feet (from curb face to curb face). Collector streets shall have a minimum width of 30 feet. Major streets shall have a minimum width of 32 feet.

Section 3. Penalty. Any person who violates or causes, allows, or permits another to violate any provision of this ordinance, rule, or police regulation of the City shall be deemed guilty of a misdemeanor and, upon conviction thereof, shall be punished by a fine or penalty not to exceed five hundred dollars (\$500.00). If such rule, ordinance, or police regulation governs fire safety, zoning, or public health and sanitation, other than the dumping of refuse, the fine or penalty shall not exceed two thousand dollars (\$2,000.00). If such rule, ordinance, or police regulation governs the dumping of refuse, the fine or penalty shall not exceed four thousand dollars (\$4,000.00). Each occurrence of any violation of this ordinance, rule, or police regulation shall constitute a separate offense. Each day on which any such violation of this ordinance, rule, or police regulation occurs shall constitute a separate offense.

Section 4. Repeal. All ordinances or parts of ordinances inconsistent with the terms of this ordinance are hereby repealed; provided, however, that such repeal shall be only to the extent of such inconsistency and in all other respects this ordinance shall be cumulative of other ordinances regulating and governing the subject matter covered by this ordinance.

Section 5. Severability. In the event any clause, phrase, provision, sentence or part of this Ordinance or the application of the same to any person or circumstances shall for any reason be adjudged invalid or held unconstitutional by a court of competent jurisdiction, it shall not affect, impair or invalidate this Ordinance as a whole or any part or provision hereof other than the part declared to be invalid or unconstitutional; and the City Council of the City of Mont Belvieu, Texas declares that it would have passed each and every part of the same notwithstanding the omission of any part thus declared to be invalid or unconstitutional, or whether there be one or more parts.

Section 6. Effective date. That this Ordinance shall be effective and in full force immediately upon its adoption and publication as required by law.

[Signature page to follow]

---

PASSED, APPROVED, and ADOPTED this, the \_\_\_\_ day of \_\_\_\_\_, 2023.

\_\_\_\_\_  
Mayor

ATTEST:

\_\_\_\_\_  
Kori Schweinle, City Secretary



## CITY OF MONT BELVIEU

*Public Works & Engineering*

---

### *City Council* AGENDA REPORT

---

To: Prepared By: Francisco Carrillo

Meeting Date: May 22, 2023 Prepared for: Public Works & Engineering

Agenda Item Number: H.4 Department: Public Works & Engineering

Subject: Discussion of and possible action Meeting Body: City Council  
on EN-006 - IH-10 and Eagle Drive Median  
Improvements - Change Order Proposal for  
Brick Paver Repair at intersection of Eagle  
Drive and IH-10.

#### **Item Summary:**

Repairs need to be performed to the pavers. This is a high traffic area. Stamped and dyed concrete is proposed in lieu of pavement replacement.

#### **Staff Recommendation:**

Approve Change Order

---

Fiscal Note Information Included: Yes

Supporting Documents Included: Yes

Staff Recommendation Included: Yes

### FISCAL NOTE

AGENDA ITEM NUMBER: 446

DATE INTRODUCED: 2023-05-17

FISCAL IMPACT AMOUNT: \$86,010.00

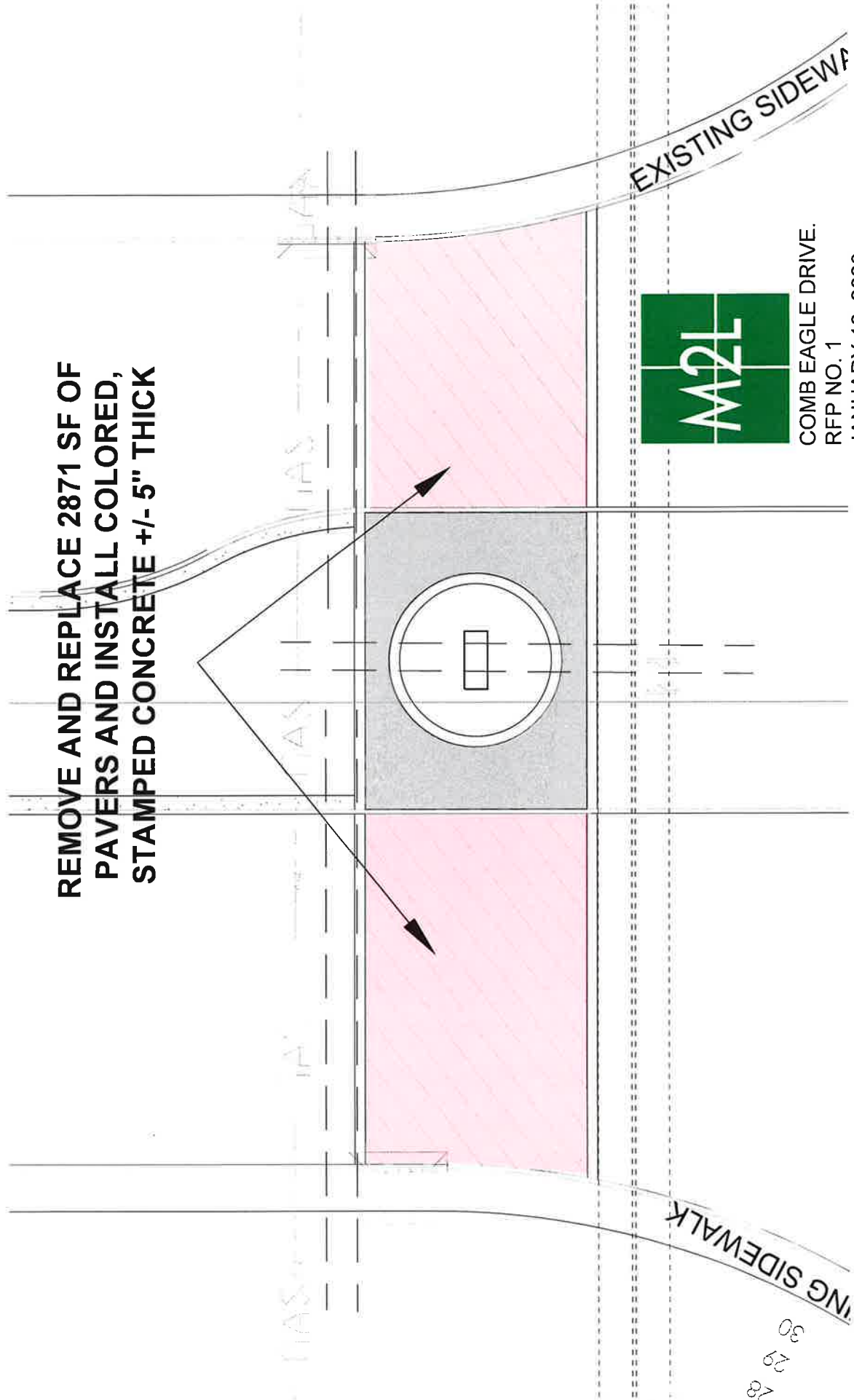
FUND: 530

FISCAL IMPACT: true

FUNDS ALLOCATED IN BUDGET: Yes

[RFP Paver Replacement \(002\).pdf](#)





**REMOVE AND REPLACE 2871 SF OF  
PAVERS AND INSTALL COLORED,  
STAMPED CONCRETE +/- 5" THICK**

EXISTING SIDEWALK



COMB EAGLE DRIVE.  
RFP NO. 1  
JANUARY 18, 2023

ING SIDEWALK

28  
29  
30



Contract No. - 355

CMB I-10 and Eagle Drive

ITEM	QTY	UNIT PRICE	TOTAL PRICE
Concrete per specs	2,880.00	\$27.00	\$77,760.00
			<b>\$77,760.00</b>

**WORK ORDER SUMMARY**

SERVICES	SALES TAX	TOTAL PRICE
Colored Concrete	\$0.00	\$77,760.00
Traffic Control	\$0.00	\$6,500.00
Pavers	\$0.00	\$1,750.00
		<b>\$0.00</b>
		<b>\$86,010.00</b>

<b>Sale</b>	\$86,010.00
<b>Sales Tax</b>	\$0.00
<b>Total</b>	<b>\$86,010.00</b>

By \_\_\_\_\_  
Steve Parrish

By \_\_\_\_\_

Date \_\_\_\_\_  
Wild Magnolia Landscaping, LLC

Date \_\_\_\_\_  
CMB I-10 and Eagle Drive



be a cancellation of the Agreement and in that event, the City will be assessed costs as provided in Section VIII of this Agreement below.

### III.

The fair and reasonable value of the general overall supervision and advisory services of the County in connection with decisions to be made and actions to be taken by officers of the City is ten percent (10%) of the total amount of the Agreement for the City, in accordance with the applicable provisions of Chapters 31 and 271 of the Texas Election Code, as amended. The City agrees to pay the County this ten percent (10%) fee for advisory services shall be deposited in a separate fund in the County treasury, in accordance with Texas Election Code Ann. § 31.100, as amended.

### IV.

The County will charge, and the City agrees to pay a minimum cost of FIVE HUNDRED AND NO/100 DOLLARS (\$500.00) for the June 17, 2023 Election. The County agrees to furnish a final accounting of the June 17, 2023 Election. The City agrees to pay the County's invoice for the balance of its June 6, 2023, election expenses within thirty (30) days of receipt of the invoice. Payments, in the name of Chambers County, must be submitted to Heather H. Hawthorne, Chambers County Clerk, Attention: Elections Division, P.O. Box 728, Anahuac, Texas 77514.

Copies of all related invoices, records or documentation used in calculating the total cost of the election will be made available as soon as practicable by the County upon written request to the County at the address above.

### V.

In the event the City's June 17, 2023 Election is enjoined or canceled, or if for any reason whatsoever the City shall decide not to proceed with its June 17, 2023 Election, the City agrees that it shall be responsible for any costs and expenses incurred by the County up to the cancellation date.

### VI.

Unless otherwise expressly provided herein, the City agrees to do all things that may be required of it in connection with the June 17, 2023 Election. The City is responsible for the preparation and posting of election orders, resolutions, notices and other pertinent documents for adoption or execution by the appropriate officer of the City with regard to the June 17, 2023 Election and neither the County nor the City shall have any responsibility or duty in connection with such preparations by the other party hereto.

This instrument contains the entire agreement between the parties for the use of voting equipment and election expenses in connection with the June 17, 2023 Election. Any oral or written representations of modifications concerning this instrument shall be of no force and effect excepting a subsequent modification in writing signed by the parties.

If any provision of this Agreement is construed to be illegal or invalid, this will not affect the legality or validity of any of the other provisions hereof. The illegal or invalid provisions will be deemed stricken and deleted here from to the same extent and effect as if never incorporated herein.

This Agreement will be executed in several counterparts, each of which shall be an original and all of which shall constitute but one instrument.

EXECUTED on this the \_\_\_\_\_ day of \_\_\_\_\_, 2023.

CHAMBERS COUNTY

CITY OF MONT BELVIEU

\_\_\_\_\_  
JIMMY SYLVIA  
Chambers County Judge

\_\_\_\_\_  
NICK DIXON  
Mayor, City of Mont Belvieu

Date: \_\_\_\_\_

Date: \_\_\_\_\_

ATTEST:

ATTEST:

\_\_\_\_\_  
HEATHER H. HAWTHORNE  
Chambers County Clerk

\_\_\_\_\_

Exhibit A  
 June 17, 2023 Runoff Election Expenses  
 Chambers County Clerk  
 Heather H. Hawthorne  
 409-267-2418

**Hart Verity System Version 2.5.2/ 2.5.3**

*Prices based on per location per day*

Controller 2.5.3	\$200.00
Touch Duo 2.5.3 (Includes accessible remote device)	\$175.00
Scanner 2.5.2 (Includes secure ballot bag and box)	\$200.00
Programming Hardware (Includes security token, vDrives)	\$175.00

**Knowink Poll Pad**

*Prices based on per location per day*

Poll Pad (ipad with printer)	\$200.00
------------------------------	----------

**Hart Ballot Production**

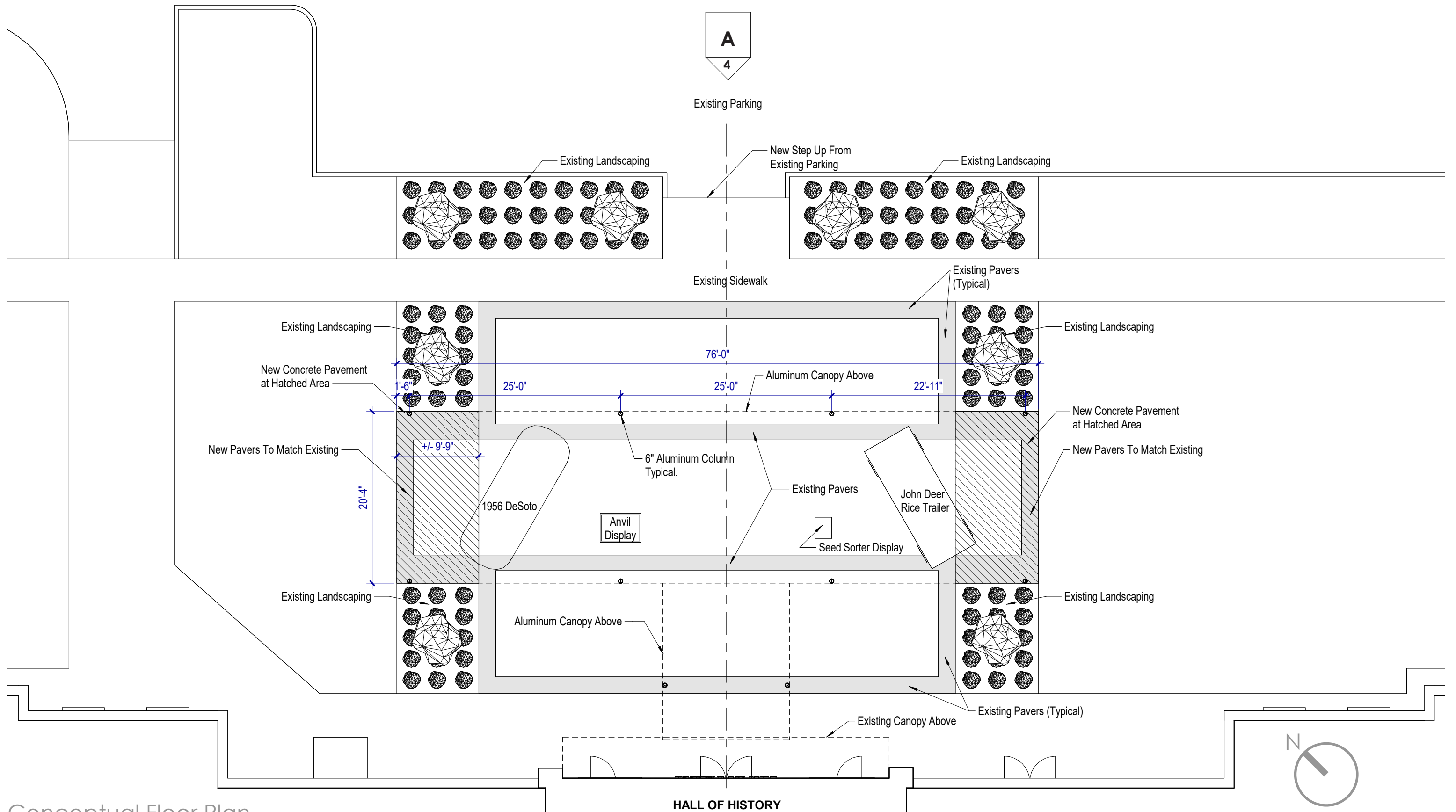
Programming & Audio by Hart	To Be Determined billed by Hart InterCivic
Official Paper Ballots	To Be Determined billed by Hart InterCivic
Sample Ballots	To Be Determined billed by Hart InterCivic

**County Election Administration**

Supplies/Miscellaneous (flat fee)	\$400.00
Equipment Programming (Includes Logic & Accuracy, Early Voting, and Election Day programming)	\$28.00 per hour
Central Counting Tabulation Team Maximum six members (Includes Logic & Accuracy Testing, Election Day Tabulation, Final Canvass)	\$25.00 per meeting per member
Early Voting Ballot Board Maximum three members (Includes Election Day and late ballot by mail processing)	\$50.00/ per hour per member
Early Voting & Election Day On-Call Technician	\$25.00 per hour
Early Voting & Election Day Judge/ Alternate Judge	\$14.00 per hour
Early Voting & Election Day Poll Worker Clerks	\$12.00 per hour
Administration Fee	10% of total invoice

June 17, 2023 City of Mont Belvieu Runoff Election ESTIMATE	
DESCRIPTION	AMOUNT
<b>Early Voting – BHSID Community Election Center ,TX</b>	
Pollworker- Judge and Alternate Judge @ \$14.00 per hour/76 hours per person	\$2,128.00
Pollworker- Clerks (two) @ \$12.00 per hour/ 76 hours per person	\$1,824.00
County On Call Technician (\$25.00/hour) (76 hours)	\$1,900.00
Hart Verity Controller 2.5.3 (1 machine 7 days)	\$1,400.00
Hart Verity Touch Duo with Accessible device 2.5.3 (3 machines 7 days)	\$3,675.00
Hart Verity Scanner 2.5.2 (1 machine 7 days)	\$1,400.00
Programming Hardware (Security tokens & vDrives, Controller & Scanner 7 days)	\$1,225.00
KnowInk Pollpad (1 iPad and printer 7 days)	\$1,400.00
<b>Election Day - BHSID Community Election Center ,TX</b>	
Pollworker- Judge and Alternate Judge @ \$14.00 per hour (14 hour day)	\$392.00
Pollworker- Clerks (two) @ \$12.00 per hour (14 hour day)	\$336.00
Hart Verity Controller 2.5.3 (1 machine)	\$200.00
Hart Verity Touch Duo with Accessible device 2.5.3 (3 machines)	\$525.00
Hart Verity Scanner 2.5.2 (1 machine)	\$200.00
Programming Hardware (Security tokens & vDrives, Controller & Scanner)	\$175.00
KnowInk Pollpad (1 iPad and printer)	\$200.00
County On Call Technician (\$25.00/ hour) 14 hour day	\$350.00
<b>Hart Ballot Production (final cost to be determined by vendor)</b>	
Paper Ballots Precincts 4, and 18 for mail ballots \$.36 per ballot	\$108.00
Programming & Audio	\$1,500.00
<b>County Election Administration</b>	
Equipment programming (L&A, Early Voting & Election Day programming \$28.00 per hour)	\$84.00
Early Voting Ballot Board Election Day and late ballot by mail processing) \$50.00 per hour per member- 3 members @ 3 hours	\$450.00
Central Counting Team (3 members: L&A test/ Election Day Tabulation/ Final Canvass) \$25.00 per meeting per member	\$225.00
Supplies flat fee (Includes newspaper L&A posting, thermal ballot print vote record paper, thermal paper rolls for controller and pollpad, ballot by mail envelopes, equipment seals, election forms, equipment batteries & daisy chains, & polling location postings)	\$400.00
Administrative Fee: (10% of subtotal \$20,097.00)	\$2,009.70
<b>Estimate Total</b>	<b>\$22,106.70</b>

Hall of History: Exterior Exhibit and Canopy | **Conceptual Design** 08 March 2023  
9600 Eagle Drive, Mont Belvieu



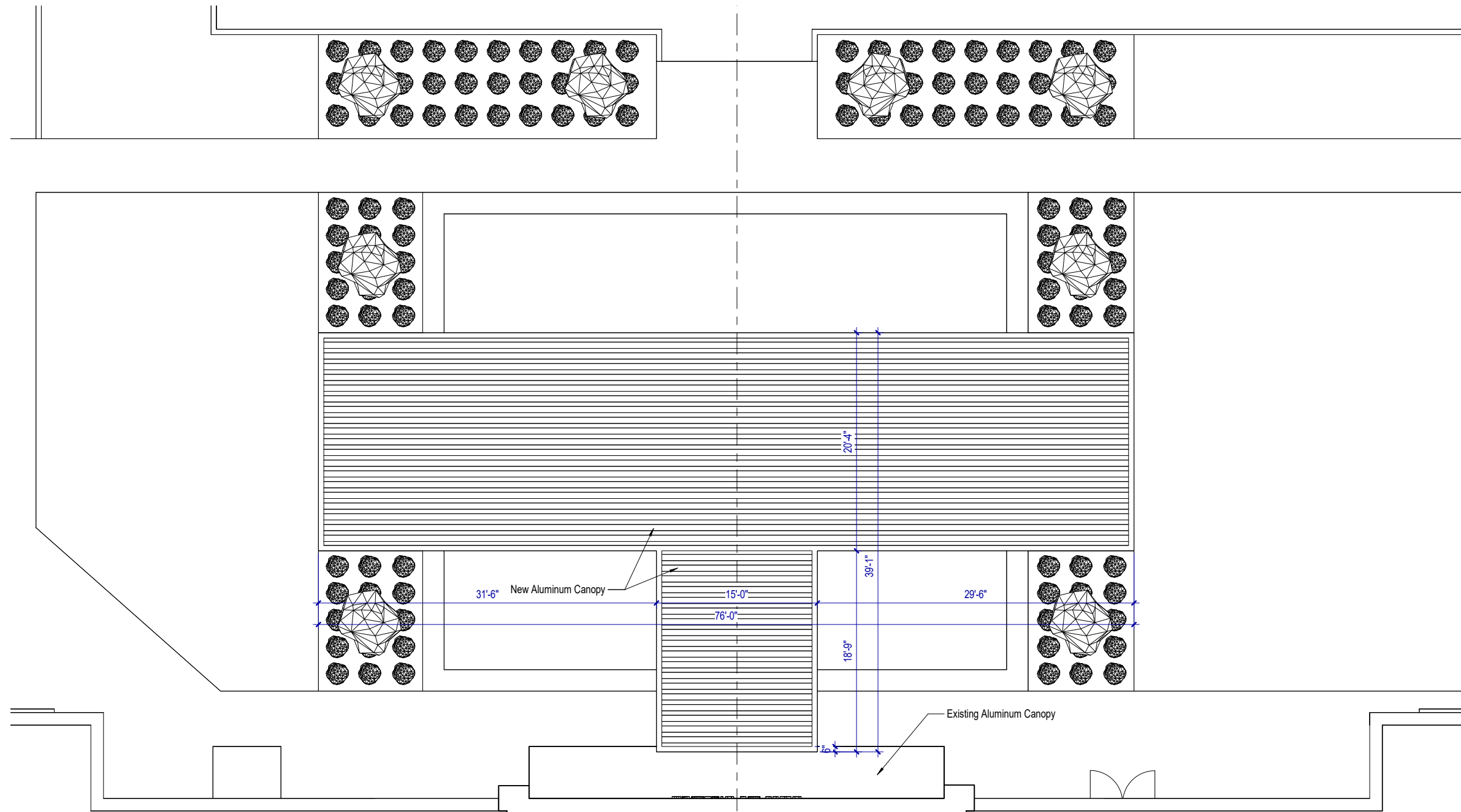
Conceptual Floor Plan

Scale 3/32"=1'-0"

03.08.2023



ARCHITECTS



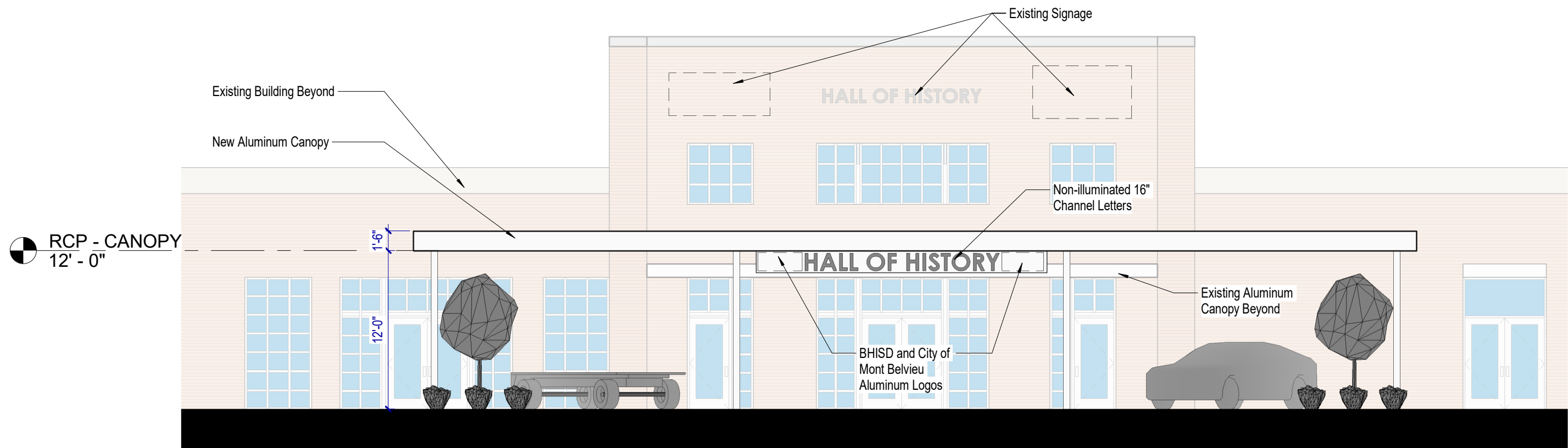
Reflected Roof Plan

Scale 3/32"=1'-0"

03.08.2023



ARCHITECTS



North Elevation

Hall of History: Exterior Exhibit and Canopy - Conceptual Design

03.08.2023



ARCHITECTS



## Hall of History Entry View

Hall of History: Exterior Exhibit and Canopy - Conceptual Design

03.08.2023






## Hall of History Entry - View at Outdoor Seating

Hall of History: Exterior Exhibit and Canopy - Conceptual Design

03.08.2023

**cre8**

ARCHITECTS



Hall of History Entry - Looking North  
Hall of History: Exterior Exhibit and Canopy - Conceptual Design

03.08.2023



ARCHITECTS

**GUARANTEED MAXIMUM PRICE SUMMARY**

**BARBERS HILL ISD  
HALL OF HISTORY CANOPY  
PURCELL CONSTRUCTION, INC.**

5/8/2023

Description	Value
<b><u>BASE PROPOSAL</u></b>	
Division 1 - Allowances - Owner's Contingency	10,000
Contractor's Contingency	10,000
Electrical Allowance	20,000
Division 2 - Existing Conditions	20,840
Division 3 - Concrete	71,149
Division 4 - Masonry	6,800
Division 7 - Sealants	3,550
Division 10 - Specialties	176,685
Division 31 - Earthwork	25,320
Division 32 - Exterior Improvements	16,383
Division 33 - Utilities	18,700
<b>Subtotal Base Proposal Cost</b>	<b>379,427</b>
<hr/>	
<b>Subtotal Base Proposal Cost</b>	<b>379,427</b>
CM @ Risk G.C.'s Fee 8.00%	30,354
<b>Subtotal all cost plus G.C.'s</b>	<b>409,781</b>
CM @ Risk Fee 4.00%	16,391
<b><u>GUARANTEED MAXIMUM PRICE</u></b>	<b>426,172</b>
<hr/>	
<b><u>GUARANTEED MAXIMUM PRICE INCLUDING SOFT COSTS</u></b>	<b>455,024</b>

**SERVICES CONTRACT BETWEEN BARBERS HILL INDEPENDENT  
SCHOOL DISTRICT AND CITY OF MONT BELVIEU, TEXAS**

This agreement (“Agreement” or “Contract”) is entered into by and between City of Mont Belvieu, Texas, (“City” or “Provider”), a body corporate and politic under the laws of Texas, 11607 Eagle Drive, P.O. Box 1048, Mont Belvieu, Texas, 77580 and Barbers Hill Independent School District (“BHISD” or “District”), 4400 West 18th Street, Houston, Texas 77092, a governmental entity created under the laws of the State of Texas, (collectively the “Parties”) pursuant to the provisions of the Interlocal Cooperation Act, Chapter 791.001 of the Texas Government Code.

**WHEREAS**, BHISD is constructing a 2700 square foot museum space in the Leadership Support Center; and

**WHEREAS**, BHISD in cooperation with Mont Belvieu, located within the boundaries of BHISD have agreed to cooperate in the design, curation, including cost of fabrication of exhibits, and maintenance and operation of a Museum for the students of Barbers Hill and the community of Mont Belvieu; and

**WHEREAS**, BHISD and Mont Belvieu have agreed share costs of an employee to operate and manage the operation of the Museum; and

**WHEREAS**, BHISD has determined that such services are in support of its educational objectives and Mont Belvieu has determined that a Museum would further enhance the city and its further economic development and provide information about the importance of Mont Belvieu in the economic history of the United States during its development as a world industrial power;

**NOW THEREFORE**, in consideration of the mutual promises herein contained, and other good and valuable consideration, the Parties hereto agree as follows:

**I.  
SERVICES TO BE PROVIDED  
BY MONT BELVIEU**

City agrees to provide to BHISD:

- a. Funding to cover 50% of estimated costs for the design, curation, and construction of Museum exhibits of a total cost estimated at \$735,000.00.
- b. Contribute 50% of the wages, salary, and benefits for one (1) full-time employee of the Museum based upon industry standards for the position filled.
- c. Upon review of the position description, salary and cost of benefits, the City agrees to provide funding to the District for 50% of the cost of the Museum employee at the end of each school district fiscal year.
- d. Collaboration with BHISD in selection, maintenance and periodic review and updating of City exhibits maintained in the Museum.

- e. Funding for costs and any changes to City exhibits maintained in the Museum. Future changes to exhibits by or for the City shall be approved by City prior to incurring costs. City will be responsible for costs related to City exhibits.

**II.**  
**SERVICES TO BE**  
**PROVIDED BY BHISD**

BHISD agrees to provide to City:

- a. The District agrees to construct a public museum (“Museum”) at its own cost and expense. The District agrees to contract for the design, curation, and construction of exhibits at its own cost and expense at a total cost estimated at \$735,000.00. BHISD agrees to fund 50% of the cost to design, curate, and construct exhibits for the Museum.
- b. The District agrees to own, operate, and maintain the Museum in perpetuity, unless the Parties mutually agree to cease operation of the Museum.
- c. 50% of the wages, salary, and benefits for one (1) full-time employee of the Museum based on industry standards for the position fulfilled.
- d. Maintain the Museum employee under its payroll and to pay any wages, salary or benefits associated with the position.
- e. Maintain significant presence of exhibits for the City in the Museum for the life of the Museum.
- f. The District agrees to maintain branding of Museum as established at the time of opening unless mutually agreed by both Parties.

**III.**  
**TERM OF CONTRACT**

This Contract shall begin upon approval by the respective governing bodies of both Parties and full execution by the responsible officers and may be terminated as provided in the Termination Section of this Contract.

**IV.**  
**TERMINATION**

This Contract may be terminated prior to the expiration of the term hereof as follows:

- a. By BHISD upon three (3) days notice with a thirty (30) business day period to cure if the work is not provided in a satisfactory and proper manner as determined by BHISD and BHISD supplies the City with a detailed explanation of deficiencies.
- b. By mutual written agreement of the Parties;

**V.**  
**COMPENSATION**

Payments specified above are due upon approval and execution of this Agreement.

**VI.**  
**RELATIONSHIP OF THE PARTIES**

It is understood and agreed that both parties are separate legal entities and neither party nor any of either party's employees, volunteers, or agents contracted by either shall be deemed for any purposes to be employees or agents of the other party. To the extent permitted by law, each party assumes full responsibility for the actions of its personnel and volunteers while performing any services incident to this Contract, and shall remain solely responsible for their supervision, daily direction and control, payment of salary (including withholding of income taxes and social security), workers' compensation, disability benefits and like requirements and obligations.

Nothing in this Contract shall be deemed or construed to create any third-party beneficiaries or otherwise give any third party any claim or right of action against any party to this Contract.

It is understood and agreed that the Museum is being constructed by BHISD as a part of its Leadership Support Center and BHISD retains all rights title and interest in fee simple to the improvements and real property housing the Museum.

**VII.**  
**NO WAIVER OF IMMUNITY**

Neither party waives or relinquishes any immunity or defense on behalf of itself, its trustees, officers, employees, and agents as a result of its execution of this Contract and performance of the functions or obligations described herein. Nothing herein shall be construed as creating any personal liability on the part of any trustee, officer, director, employee, or representative of either party.

**VIII.**  
**AUTHORIZATION OF CONTRACT**

Each party represents and warrants to the other that the execution of this Contract has been duly authorized, and that this Contract constitutes a valid and enforceable obligation of such party according to its terms.

**IX.**  
**NO WAIVER**

No waiver of a breach of any provision of this Contract shall be construed to be a waiver of any breach of any other provision. No delay in acting with regard to any breach of any provision shall be construed to be a waiver of such breach.

**X.**  
**NOTICE**

Any notice required to be given under the provisions of this Contract shall be in writing and shall be duly served when it shall be hand-delivered to the addressees set out below, or shall have been deposited, duly registered or certified, return receipt requested, in a United States Post Office addressed to the other party at the following addresses:

To: Mont Belvieu  
Attn: Scott Swigert  
Interim City Manager  
11607 Eagle Drive  
P.O. Box 1048  
Mont Belvieu, Texas 77580

To: Barbers Hill Independent School District  
Attn: Dr. Greg Poole  
Superintendent of Schools  
9600 Eagle Drive  
P.O. Box 1108  
Mont Belvieu, Texas 77580

Any party may designate a different address by giving the other party ten (10) days prior written notice in the manner provided above.

**XI**  
**NO ASSIGNMENT**

No assignment of this Contract or of any duty or obligation or performance hereunder, shall be made in whole or in part by either party without the prior written consent of the other party.

**XII.**  
**SECTION HEADINGS**

The headings of sections contained in this Contract are for convenience only, and they shall not, expressly or by implication, limit, define, extend, or construe the terms or provisions of the sections of this Contract.

**XIII.**  
**GOVERNING LAW**

This Contract is made in Texas and shall be construed, interpreted, and governed by the laws of such state. The Parties irrevocably consent to the sole and exclusive jurisdiction and venue of the courts of Chambers County, Texas, for any action under this Contract.

**XIV.**  
**ORIGINALS**

This Contract is executed in three (3) counterparts, each of which shall have the full force and effect of the original Contract, and each of which shall constitute but one of the same instruments.

**XV.**  
**REPORTS**

To the extent applicable, BHISD and the City shall furnish operating reports to designated representatives on a schedule to be mutually agreed upon. No written reports of any kind shall be released to any third parties without prior written approval of both Parties unless required by law.

**XVI.**  
**CRIMINAL HISTORY**  
**BACKGROUND CHECK**

Pursuant to Sections 22.0834, 22.0835 and 22.085 of the Texas Education Code, the City hereby certifies that all employees, subcontractors, and volunteers of the City who are hired by the City on or after January 1, 2008, who have or will have continuing duties related to the contracted services, and have or will have direct contact with students, have passed a national criminal history background record information review as required by those sections. If the City's employees, subcontractors, or volunteers have no contact with BHISD students, the City shall so certify in writing to the BHISD business office and will be considered to be in compliance with the requirements of this Contract.

The City shall send or ensure that the employee or applicant sends to the Texas Department of Public Safety ("DPS") information that is required by the DPS for obtaining national criminal history record information, which may include fingerprints and photographs. DPS shall obtain the person's national criminal history record information and report the results through the criminal history clearinghouse as provided by Section 411.0845, Government Code.

Providers that have more than 4 employees must set up an account with the DPS in order to obtain criminal histories on their covered employees. To set up an account with DPS, a provider should contact the crime records service bureau at 512-424-2365.

Providers must present a list of all employees who may have direct contact with students to BHISD.

Provider must also obtain certifications from all subcontractors that their employees to whom Section 22.0834 applies have also passed a national criminal history background record information review.

Provider must also provide assurances that all of its employees, subcontractors and volunteers, including those hired before January 1, 2008, who have contact with students have passed a criminal history background check current within the last year. If an employee, subcontractor, or volunteer of the Provider has a criminal conviction or has received deferred adjudication for a felony offense or a misdemeanor involving moral turpitude, the District may elect not to enter into this Contract or cancel the Contract.

WARNING: Section 44.034 of the Texas Education Code requires that a person or business entity that enters into a contract with a school district must give advance notice to the district if the person or an owner or operator of the business entity has been convicted of a felony. The notice must include a general description of the conduct resulting in the conviction of a felony.

The District may terminate this Contract if the District determines that the person or business entity failed to comply with any of these provisions, failed to give notice as required by Section 44.034 (a) or misrepresented the conduct resulting in the conviction. The District will compensate the person or business entity for undisputed services performed before the termination of the Contract.

**XVII.**  
**STUDENT RECORDS**

To the extent that Provider will come into possession of student records and information, and to the extent that Provider will be involved in the survey, analysis, or evaluation of students, incidental to this Contract, Provider agrees to comply with all applicable requirements of the Family Educational Rights and Privacy Act.

**XVIII.**  
**TEXAS PUBLIC INFORMATION ACT**

In the event that BHISD is required to furnish information or records pursuant to the Texas Public Information Act, Provider shall furnish all such information and records to BHISD and BHISD shall have the right to release such information and records.


**XIX.**  
**COMPLETE UNDERSTANDING**

This Contract shall constitute the complete understanding of Provider and BHISD and may not be modified in any manner without the express written consent of both Parties.

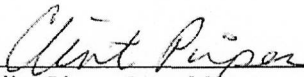
By signing the Contract, the Provider affirms that there is no personal or financial conflict of interest between the Provider or the Provider's family and the District.

IN WITNESS THEREOF, BHISD and Provider have executed this Contract effective on this 27  
day of September 2021.


**BARBERS HILL INDEPENDENT  
SCHOOL DISTRICT**

By:   
Fred Skinner, Board President

Date: 9-27-21


By:   
Clint Pipes, Board Secretary

Date: 9-27-21

By:   
Dr. Greg Poole, Superintendent of Schools

Date: 9-27-21

**CITY OF MONT BELVIEU, TEXAS**

By:   
Nick Dixon, Mayor

Date: 10/11/2021

*Signature Page for Services Contract Between Barbers Hill  
Independent School District and City of Mont Belvieu, Texas*



**CITY OF MONT BELVIEU**

PO Box 1048  
Mont Belvieu, TX 77580  
PH: (281) 576-2213  
FAX: (281) 385-2194

**PURCHASE ORDER**

**PO Number:** 2200446

**Date:** 02/02/2022

**Requisition #:** REQ04576

**Vendor #:** 152334

**ISSUED TO:** BARBERS HILL ISD  
Attn: CHELSEA CARRELL  
PO BOX 1108  
MONT BELVIEU, TX 77580

**SHIP TO:** CITY OF MONT BELVIEU  
Attn: CALYN WESSON  
11607 EAGLE DRIVE  
MONT BELVIEU, TX 77523

ITEM	UNITS DESCRIPTION	GL ACCT #	PROJ ACCT #	PRICE	AMOUNT
1	32,500 Phase 1 Development (1/2)	401-440-5931.003	350-CM	1.00	32,500.00
2	109,120 Phase 2 Exhibit Design	401-440-5931.003	350-CM	1.00	109,119.98
3	79,000 Construction Management Fee	401-440-5931.003	350-CM	1.00	79,000.00

**Authorized by Finance Director: Calyn Wesson**

<b>SUBTOTAL:</b>	220,619.98
<b>TOTAL TAX:</b>	0.00
<b>SHIPPING:</b>	0.00
<b>TOTAL</b>	220,619.98

P.O. Box 1108  
Mont Belvieu, TX 77580



**Bill To**  
City of Mont Belvieu  
P.O. Box 1048  
Mont Belvieu, TX 77580

**Invoice #** 020222  
**Invoice Date** 02/02/2022

DESCRIPTION	AMOUNT
Project management fee for the design, curation, and construction of Hall of History Museum	79,000.00
50% of Musework Phase 1 Design Development	32,500.00
50% of Musework Phase 2 Exhibit Design	109,119.98
<b>TOTAL</b>	<b>\$220,619.98</b>

**Terms & Conditions**

Payment is due within 15 days

**ACH PAYMENT INFORMATION**

Account Name: BARBERS HILL IND SCHOOL DISTRICT  
Account Number: 215034525  
ACH Routing Number: 113122655  
Bank Info:  
Prosperity Bank  
10305 Eagle Dr.  
Mont Belvieu, TX 77523

**HOLD FOR  
PICK-UP**

**Barbers Hill ISD**

**INVOICE**

P.O. Box 1108  
Mont Belvieu, TX 77580

Ⓜ  
2200446



**Bill To**  
City of Mont Belvieu  
P.O. Box 1048  
Mont Belvieu, TX 77580

**Invoice #** 020222  
**Invoice Date** 02/02/2022

DESCRIPTION	AMOUNT
Project management fee for the design, curation, and construction of Hall of History Museum	79,000.00
50% of Musework Phase 1 Design Development	32,500.00
50% of Musework Phase 2 Exhibit Design	109,119.98
<b>TOTAL</b>	<b>\$220,619.98</b>

**Terms & Conditions**

Payment is due within 15 days

**ACH PAYMENT INFORMATION**

Account Name: BARBERS HILL IND SCHOOL DISTRICT

Account Number: 215034525

ACH Routing Number: 113122655

Bank Info:

Prosperity Bank

10305 Eagle Dr.

Mont Belvieu, TX 77523

Receive Goods Maintenance

Save and Close | < << >> > | Print Screen

Purchase Order Manager: 2200446

General | History

Edit | Delete

Item Description	Date Received	Units Received	Created By	Creation Date	Last Mod
▶ Phase 2 Exhibit D	2/2/2022	109119.980000	Maria Elias	2/2/2022	Maria Elia
Phase 1 Develop	2/2/2022	32500.000000	Maria Elias	2/2/2022	Maria Elia
Construction Man	2/2/2022	79000.000000	Maria Elias	2/2/2022	Maria Elia

220619.9800..

< | >

Vendor Name: BARBERS HILL ISD  
 Vendor Number: 152334  
 Vendor Set: 01  
 Approval Status: Approved

CHELSEA CARRELL  
 PO BOX 1108  
 MONT BELVIEU, TX 77580  
 U.S.A

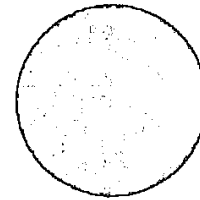
Amount: \$220,619.98

- General
- Item Entry
- Shipping Entry
- Items Distributions
- Item Approvals**
- Item Approval History
- Items Transferred
- Notes
- PO Notices
- Documents
- User Defined

Requisition Items

Item Description	Vendor	Total	Approval Status
Phase 1 Development (1)	BARBERS HILL ISD	32,500.0	Approved
Phase 2 Exhibit Design	BARBERS HILL ISD	109,119.	Approved
Construction Managemen	BARBERS HILL ISD	79,000.0	Approved

Requisition Approval Graph



5 - Approvals 0 - Waiting 0 - Rejects

Item Approvals

Approval Level/Path	Approval Status
Administrative Services: Level 2 (Admn Svcs)	Approved
Administrative Services: Level 3 (Admn Svcs)	Approved
Parks & Recreation: Level 1 (Parks & Rec)	Approved
Parks & Recreation: Level 2 (Parks & Rec)	Approved
Parks & Recreation: Level 3 (Parks & Rec)	Approved



# INVOICE

<b>INVOICE #</b>	<b>011123</b>
<b>DATE</b>	01/11/2023
<b>DUE DATE</b>	02/10/2023

**BILL TO**

**City of Mont Belvieu**  
**PO Box 1048**  
**Mont Belvieu, TX 77580**

DESCRIPTION	AMOUNT
50% of exhibit construction costs for the Hall of History Museum	\$249,053.39
50% of payroll costs for Museum Director for the period 5/1/2022 - 6/30/2022	2,942.67
<b>TOTAL</b>	<b>\$251,996.06</b>

**PAYMENT INFORMATION**

**Please send checks to:**

Barbers Hill ISD  
 Attn: Finance Department  
 PO Box 1108  
 Mont Belvieu, TX 77580

**To make payment via ACH/EFT:**

Bank Name: Prosperity Bank  
 Account Name: Barbers Hill Ind School District  
 Account #: 215034525  
 ABA/Routing #: 113122655

20  
23

APRIL 2023  
FINANCE PACKET

City of Mont Belvieu, Texas





# Table of Contents

---

## Finance Packet

**Section 1** – Budget vs. Actual

**Section 2** – Check Register

**Section 3** – Debt Summary

**Section 4** – Bond Update

**Section 5** – Investment Report

**Section 6** – Property Tax Reconciliation

# Section 1:

## BUDGET VS. ACTUAL



Departmen...	Original Total Budget	Current Total Budget	Period Activity	Fiscal Activity	Variance Favorable (Unfavorable)	Percent Remaining
<b>Fund: 101 - GENERAL FUND</b>						
<b>Revenue</b>						
	36,048,159.07	36,048,159.07	1,216,944.49	30,528,475.78	-5,519,683.29	15.31 %
<b>Revenue Total:</b>	<b>36,048,159.07</b>	<b>36,048,159.07</b>	<b>1,216,944.49</b>	<b>30,528,475.78</b>	<b>-5,519,683.29</b>	<b>15.31 %</b>
<b>Expense</b>						
410 - ADMINISTRATION	2,308,923.48	2,308,923.48	154,768.24	911,766.62	1,397,156.86	60.51 %
411 - IT DIVISION	1,346,103.71	1,346,103.71	75,015.18	642,522.73	703,580.98	52.27 %
412 - FINANCE	1,889,417.96	1,889,417.96	98,173.70	757,729.27	1,131,688.69	59.90 %
413 - HUMAN RESOURCES	824,851.65	824,851.65	58,416.27	434,361.17	390,490.48	47.34 %
415 - COMMUNITY DEVELOPMENT	2,963,035.75	3,189,934.75	180,606.67	1,297,134.98	1,892,799.77	59.34 %
431 - VOLUNTEER FIRE DEP	1,084,111.10	1,084,111.10	98,603.95	459,373.22	624,737.88	57.63 %
437 - POLICE DEPARTMENT	5,272,452.90	5,272,452.90	373,361.55	2,354,262.14	2,918,190.76	55.35 %
438 - ANIMAL CONTROL	267,818.11	267,818.11	17,111.48	138,380.73	129,437.38	48.33 %
440 - PARKS & RECREATION	3,729,461.68	3,729,461.68	197,059.07	1,643,882.89	2,085,578.79	55.92 %
441 - SENIORS CENTER	443,879.17	443,879.17	23,740.78	228,453.50	215,425.67	48.53 %
450 - EMERGENCY MEDICAL SERV	2,831,420.06	2,831,420.06	221,876.31	1,415,769.54	1,415,650.52	50.00 %
455 - COMBINED SERVICES	12,722,967.00	12,722,967.00	1,298,105.46	7,492,893.58	5,230,073.42	41.11 %
<b>Expense Total:</b>	<b>35,684,442.57</b>	<b>35,911,341.57</b>	<b>2,796,838.66</b>	<b>17,776,530.37</b>	<b>18,134,811.20</b>	<b>50.50 %</b>
<b>Fund: 101 - GENERAL FUND Surplus (Deficit):</b>	<b>363,716.50</b>	<b>136,817.50</b>	<b>-1,579,894.17</b>	<b>12,751,945.41</b>	<b>12,615,127.91</b>	<b>-9,220.41 %</b>

**Budget Report**

**For Fiscal: 2022-2023 Period Ending: 04/30/2023**

Departmen...	Original Total Budget	Current Total Budget	Period Activity	Fiscal Activity	Variance Favorable (Unfavorable)	Percent Remaining
<b>Fund: 201 - HOTEL OCCUPANCY TAX FUND</b>						
<b>Revenue</b>						
	100,225.00	100,225.00	33,287.63	75,215.37	-25,009.63	24.95 %
<b>Revenue Total:</b>	<b>100,225.00</b>	<b>100,225.00</b>	<b>33,287.63</b>	<b>75,215.37</b>	<b>-25,009.63</b>	<b>24.95 %</b>
<b>Expense</b>						
485 - OCCUPANCY	93,000.00	93,000.00	13,750.00	59,575.00	33,425.00	35.94 %
<b>Expense Total:</b>	<b>93,000.00</b>	<b>93,000.00</b>	<b>13,750.00</b>	<b>59,575.00</b>	<b>33,425.00</b>	<b>35.94 %</b>
<b>Fund: 201 - HOTEL OCCUPANCY TAX FUND Surplus (Deficit):</b>	<b>7,225.00</b>	<b>7,225.00</b>	<b>19,537.63</b>	<b>15,640.37</b>	<b>8,415.37</b>	<b>-116.48 %</b>

**Budget Report**

**For Fiscal: 2022-2023 Period Ending: 04/30/2023**

Departmen...	Original Total Budget	Current Total Budget	Period Activity	Fiscal Activity	Variance Favorable (Unfavorable)	Percent Remaining
<b>Fund: 203 - COURT SECURITY FUND</b>						
Revenue	2,500.00	2,500.00	837.07	3,444.50	944.50	37.78 %
<b>Revenue Total:</b>	<b>2,500.00</b>	<b>2,500.00</b>	<b>837.07</b>	<b>3,444.50</b>	<b>944.50</b>	<b>37.78 %</b>
<b>Fund: 203 - COURT SECURITY FUND Total:</b>	<b>2,500.00</b>	<b>2,500.00</b>	<b>837.07</b>	<b>3,444.50</b>	<b>944.50</b>	<b>37.78 %</b>

**Budget Report**

**For Fiscal: 2022-2023 Period Ending: 04/30/2023**

Departmen...	Original Total Budget	Current Total Budget	Period Activity	Fiscal Activity	Variance Favorable (Unfavorable)	Percent Remaining
<b>Fund: 204 - COURT TECHNOLOGY FUND</b>						
Revenue						
	2,300.00	2,300.00	567.11	2,607.42	307.42	13.37 %
<b>Revenue Total:</b>	<b>2,300.00</b>	<b>2,300.00</b>	<b>567.11</b>	<b>2,607.42</b>	<b>307.42</b>	<b>13.37 %</b>
<b>Fund: 204 - COURT TECHNOLOGY FUND Total:</b>	<b>2,300.00</b>	<b>2,300.00</b>	<b>567.11</b>	<b>2,607.42</b>	<b>307.42</b>	<b>13.37 %</b>

**Budget Report**

**For Fiscal: 2022-2023 Period Ending: 04/30/2023**

Departmen...	Original Total Budget	Current Total Budget	Period Activity	Fiscal Activity	Variance Favorable (Unfavorable)	Percent Remaining
<b>Fund: 205 - IMPACT FEES</b>						
<b>Revenue</b>						
	1,239,966.60	1,239,966.60	94,693.01	592,661.99	-647,304.61	52.20 %
<b>Revenue Total:</b>	<b>1,239,966.60</b>	<b>1,239,966.60</b>	<b>94,693.01</b>	<b>592,661.99</b>	<b>-647,304.61</b>	<b>52.20 %</b>
<b>Expense</b>						
415 - COMMUNITY DEVELOPMENT	0.00	0.00	7,446.50	30,240.00	-30,240.00	0.00 %
420 - PUBLIC WORKS	1,370,000.00	1,370,000.00	0.00	0.00	1,370,000.00	100.00 %
<b>Expense Total:</b>	<b>1,370,000.00</b>	<b>1,370,000.00</b>	<b>7,446.50</b>	<b>30,240.00</b>	<b>1,339,760.00</b>	<b>97.79 %</b>
<b>Fund: 205 - IMPACT FEES Surplus (Deficit):</b>	<b>-130,033.40</b>	<b>-130,033.40</b>	<b>87,246.51</b>	<b>562,421.99</b>	<b>692,455.39</b>	<b>532.52 %</b>

**Budget Report**

**For Fiscal: 2022-2023 Period Ending: 04/30/2023**

Departmen...	Original Total Budget	Current Total Budget	Period Activity	Fiscal Activity	Variance Favorable (Unfavorable)	Percent Remaining
<b>Fund: 206 - LOCAL TRUANCY AND PREVENTION DIVERSION FUND</b>						
Revenue	1,825.00	1,825.00	606.34	2,653.72	828.72	45.41 %
<b>Revenue Total:</b>	<b>1,825.00</b>	<b>1,825.00</b>	<b>606.34</b>	<b>2,653.72</b>	<b>828.72</b>	<b>45.41 %</b>
<b>Fund: 206 - LOCAL TRUANCY AND PREVENTION DIVERSION FUND Total:</b>	<b>1,825.00</b>	<b>1,825.00</b>	<b>606.34</b>	<b>2,653.72</b>	<b>828.72</b>	<b>45.41 %</b>

**Budget Report**

**For Fiscal: 2022-2023 Period Ending: 04/30/2023**

Departmen...	Original Total Budget	Current Total Budget	Period Activity	Fiscal Activity	Variance Favorable (Unfavorable)	Percent Remaining
<b>Fund: 207 - MUNICIPAL JURY FUND</b>						
Revenue						
	30.00	30.00	11.96	52.62	22.62	75.40 %
<b>Revenue Total:</b>	<b>30.00</b>	<b>30.00</b>	<b>11.96</b>	<b>52.62</b>	<b>22.62</b>	<b>75.40 %</b>
<b>Fund: 207 - MUNICIPAL JURY FUND Total:</b>	<b>30.00</b>	<b>30.00</b>	<b>11.96</b>	<b>52.62</b>	<b>22.62</b>	<b>75.40 %</b>

**Budget Report**

**For Fiscal: 2022-2023 Period Ending: 04/30/2023**

Departmen...	Original Total Budget	Current Total Budget	Period Activity	Fiscal Activity	Variance Favorable (Unfavorable)	Percent Remaining
<b>Fund: 301 - INTEREST AND SINKING</b>						
<b>Revenue</b>						
	10,440,946.00	10,440,946.00	49,731.97	10,025,162.54	-415,783.46	3.98 %
<b>Revenue Total:</b>	<b>10,440,946.00</b>	<b>10,440,946.00</b>	<b>49,731.97</b>	<b>10,025,162.54</b>	<b>-415,783.46</b>	<b>3.98 %</b>
<b>Expense</b>						
510 - 2014 CO Debt Service	1,548,225.00	1,548,225.00	0.00	41,112.50	1,507,112.50	97.34 %
511 - 2015 CO Debt Service	1,428,562.50	1,428,562.50	0.00	61,281.25	1,367,281.25	95.71 %
512 - 2016 CO Debt Service	1,471,825.00	1,471,825.00	0.00	92,912.50	1,378,912.50	93.69 %
513 - 2017 Certificate of Obligation Debt Service	1,012,518.76	1,012,518.76	0.00	208,259.38	804,259.38	79.43 %
514 - 2017A Certificate of Obligation Debt Service	885,700.00	885,700.00	0.00	82,350.00	803,350.00	90.70 %
515 - 2019 General of Obligation Debt Service	1,884,900.00	1,884,900.00	0.00	414,450.00	1,470,450.00	78.01 %
516 - 2020 General of Obligation Debt Service	1,393,050.00	1,393,050.00	0.00	306,025.00	1,087,025.00	78.03 %
518 - 2022B General of Obligation Debt Service - Taxable	25,244.00	25,244.00	0.00	12,371.90	12,872.10	50.99 %
522 - 2022A General of Obligation Debt Service	725,920.00	725,920.00	0.00	195,994.59	529,925.41	73.00 %
<b>Expense Total:</b>	<b>10,375,945.26</b>	<b>10,375,945.26</b>	<b>0.00</b>	<b>1,414,757.12</b>	<b>8,961,188.14</b>	<b>86.37 %</b>
<b>Fund: 301 - INTEREST AND SINKING Surplus (Deficit):</b>	<b>65,000.74</b>	<b>65,000.74</b>	<b>49,731.97</b>	<b>8,610,405.42</b>	<b>8,545,404.68</b>	<b>13,146.63 %</b>

**Budget Report**

**For Fiscal: 2022-2023 Period Ending: 04/30/2023**

Departmen...	Original Total Budget	Current Total Budget	Period Activity	Fiscal Activity	Variance Favorable (Unfavorable)	Percent Remaining
<b>Fund: 401 - CAP. PROJ. - CIP PROGRAM</b>						
<b>Revenue</b>						
	8,308,899.00	8,308,899.00	704,633.29	5,041,870.77	-3,267,028.23	39.32 %
<b>Revenue Total:</b>	<b>8,308,899.00</b>	<b>8,308,899.00</b>	<b>704,633.29</b>	<b>5,041,870.77</b>	<b>-3,267,028.23</b>	<b>39.32 %</b>
<b>Expense</b>						
410 - ADMINISTRATION	214,000.00	214,000.00	13,125.00	67,925.00	146,075.00	68.26 %
415 - COMMUNITY DEVELOPMENT	9,475,000.00	9,475,001.00	79,464.90	6,547,981.34	2,927,019.66	30.89 %
420 - PUBLIC WORKS	2,078,861.00	2,224,861.00	88,641.41	667,313.01	1,557,547.99	70.01 %
421 - SOLID WASTE	543,813.00	788,813.00	0.00	248,065.84	540,747.16	68.55 %
422 - MB LINK	67,750.00	67,750.00	6,462.50	43,962.50	23,787.50	35.11 %
437 - POLICE DEPARTMENT	226,160.00	226,160.00	0.00	0.00	226,160.00	100.00 %
440 - PARKS & RECREATION	817,031.60	1,583,031.60	59,682.50	1,613,242.40	-30,210.80	-1.91 %
502 - EPRC Recreation Center	37,992.00	37,992.00	0.00	0.00	37,992.00	100.00 %
711 - HARVEY	2,200,000.00	2,200,000.00	0.00	38,915.00	2,161,085.00	98.23 %
<b>Expense Total:</b>	<b>15,660,607.60</b>	<b>16,817,608.60</b>	<b>247,376.31</b>	<b>9,227,405.09</b>	<b>7,590,203.51</b>	<b>45.13 %</b>
<b>Fund: 401 - CAP. PROJ. - CIP PROGRAM Surplus (Deficit):</b>	<b>-7,351,708.60</b>	<b>-8,508,709.60</b>	<b>457,256.98</b>	<b>-4,185,534.32</b>	<b>4,323,175.28</b>	<b>50.81 %</b>

**Budget Report**

**For Fiscal: 2022-2023 Period Ending: 04/30/2023**

Departmen...	Original Total Budget	Current Total Budget	Period Activity	Fiscal Activity	Variance Favorable (Unfavorable)	Percent Remaining
<b>Fund: 410 - 2015 CO CONSTRUCTION FUND</b>						
<b>Revenue</b>						
	0.00	0.00	1.17	11.04	11.04	0.00 %
<b>Revenue Total:</b>	<b>0.00</b>	<b>0.00</b>	<b>1.17</b>	<b>11.04</b>	<b>11.04</b>	<b>0.00 %</b>
<b>Fund: 410 - 2015 CO CONSTRUCTION FUND Total:</b>	<b>0.00</b>	<b>0.00</b>	<b>1.17</b>	<b>11.04</b>	<b>11.04</b>	<b>0.00 %</b>

**Budget Report**

**For Fiscal: 2022-2023 Period Ending: 04/30/2023**

Departmen...	Original Total Budget	Current Total Budget	Period Activity	Fiscal Activity	Variance Favorable (Unfavorable)	Percent Remaining
<b>Fund: 413 - 2017 CO CONST BROADBAND</b>						
<b>Revenue</b>						
	0.00	0.00	0.00	34.44	34.44	0.00 %
<b>Revenue Total:</b>	<b>0.00</b>	<b>0.00</b>	<b>0.00</b>	<b>34.44</b>	<b>34.44</b>	<b>0.00 %</b>
<b>Expense</b>						
770 - MB Link	0.00	0.00	0.00	32,889.28	-32,889.28	0.00 %
<b>Expense Total:</b>	<b>0.00</b>	<b>0.00</b>	<b>0.00</b>	<b>32,889.28</b>	<b>-32,889.28</b>	<b>0.00 %</b>
<b>Fund: 413 - 2017 CO CONST BROADBAND Surplus (Deficit):</b>	<b>0.00</b>	<b>0.00</b>	<b>0.00</b>	<b>-32,854.84</b>	<b>-32,854.84</b>	<b>0.00 %</b>

**Budget Report**

**For Fiscal: 2022-2023 Period Ending: 04/30/2023**

Departmen...	Original Total Budget	Current Total Budget	Period Activity	Fiscal Activity	Variance Favorable (Unfavorable)	Percent Remaining
<b>Fund: 414 - 2017A CONSTRUCTION FUND</b>						
<b>Expense</b>						
600 - 600	0.00	0.00	0.00	2,142.14	-2,142.14	0.00 %
<b>Expense Total:</b>	<b>0.00</b>	<b>0.00</b>	<b>0.00</b>	<b>2,142.14</b>	<b>-2,142.14</b>	<b>0.00 %</b>
<b>Fund: 414 - 2017A CONSTRUCTION FUND Total:</b>	<b>0.00</b>	<b>0.00</b>	<b>0.00</b>	<b>2,142.14</b>	<b>-2,142.14</b>	<b>0.00 %</b>

**Budget Report**

**For Fiscal: 2022-2023 Period Ending: 04/30/2023**

Departmen...	Original Total Budget	Current Total Budget	Period Activity	Fiscal Activity	Variance Favorable (Unfavorable)	Percent Remaining
<b>Fund: 415 - 2019 CONSTRUCTION FUND</b>						
<b>Revenue</b>						
	0.00	0.00	1,715.84	7,340.66	7,340.66	0.00 %
<b>Revenue Total:</b>	<b>0.00</b>	<b>0.00</b>	<b>1,715.84</b>	<b>7,340.66</b>	<b>7,340.66</b>	<b>0.00 %</b>
<b>Expense</b>						
631 - CITY HALL NEW BUILDING	0.00	0.00	11,143.19	150,191.49	-150,191.49	0.00 %
635 - FIRE SUBSTATIONS	0.00	0.00	2,908.75	50,830.25	-50,830.25	0.00 %
<b>Expense Total:</b>	<b>0.00</b>	<b>0.00</b>	<b>14,051.94</b>	<b>201,021.74</b>	<b>-201,021.74</b>	<b>0.00 %</b>
<b>Fund: 415 - 2019 CONSTRUCTION FUND Surplus (Deficit):</b>	<b>0.00</b>	<b>0.00</b>	<b>-12,336.10</b>	<b>-193,681.08</b>	<b>-193,681.08</b>	<b>0.00 %</b>

**Budget Report**

**For Fiscal: 2022-2023 Period Ending: 04/30/2023**

Departmen...	Original Total Budget	Current Total Budget	Period Activity	Fiscal Activity	Variance Favorable (Unfavorable)	Percent Remaining
<b>Fund: 416 - 2020 CONSTRUCTION FUND</b>						
<b>Revenue</b>						
	0.00	0.00	4,665.05	22,999.40	22,999.40	0.00 %
<b>Revenue Total:</b>	<b>0.00</b>	<b>0.00</b>	<b>4,665.05</b>	<b>22,999.40</b>	<b>22,999.40</b>	<b>0.00 %</b>
<b>Expense</b>						
610 - HACKBERRY DETENTION AND PARK - PHASE I	0.00	0.00	0.00	11,699.71	-11,699.71	0.00 %
628 - STREET RESURFACING PHASE V (COLONY)	0.00	0.00	0.00	-156,159.52	156,159.52	0.00 %
631 - CITY HALL NEW BUILDING	0.00	0.00	2,145.62	287,894.95	-287,894.95	0.00 %
635 - FIRE SUBSTATIONS	0.00	0.00	536,249.60	3,379,718.00	-3,379,718.00	0.00 %
906 - I10/Eagle Dr Monument Beautification Design	0.00	0.00	0.00	18,320.64	-18,320.64	0.00 %
<b>Expense Total:</b>	<b>0.00</b>	<b>0.00</b>	<b>538,395.22</b>	<b>3,541,473.78</b>	<b>-3,541,473.78</b>	<b>0.00 %</b>
<b>Fund: 416 - 2020 CONSTRUCTION FUND Surplus (Deficit):</b>	<b>0.00</b>	<b>0.00</b>	<b>-533,730.17</b>	<b>-3,518,474.38</b>	<b>-3,518,474.38</b>	<b>0.00 %</b>

**Budget Report**

**For Fiscal: 2022-2023 Period Ending: 04/30/2023**

Departmen...	Original Total Budget	Current Total Budget	Period Activity	Fiscal Activity	Variance Favorable (Unfavorable)	Percent Remaining
<b>Fund: 422 - 2022 CONSTRUCTION FUND</b>						
<b>Revenue</b>						
	0.00	0.00	35,970.06	104,744.80	104,744.80	0.00 %
<b>Revenue Total:</b>	<b>0.00</b>	<b>0.00</b>	<b>35,970.06</b>	<b>104,744.80</b>	<b>104,744.80</b>	<b>0.00 %</b>
<b>Expense</b>						
517 - 2021 General of Obligation Debt Service	0.00	0.00	0.00	-472.36	472.36	0.00 %
635 - FIRE SUBSTATIONS	0.00	0.00	21,947.18	26,227.18	-26,227.18	0.00 %
643 - Facilities Projects (Bond Funds)	0.00	0.00	0.00	187,251.40	-187,251.40	0.00 %
646 - Utilities Projects (Bond Funds)	0.00	0.00	1,068.48	1,224,151.80	-1,224,151.80	0.00 %
<b>Expense Total:</b>	<b>0.00</b>	<b>0.00</b>	<b>23,015.66</b>	<b>1,437,158.02</b>	<b>-1,437,158.02</b>	<b>0.00 %</b>
<b>Fund: 422 - 2022 CONSTRUCTION FUND Surplus (Deficit):</b>	<b>0.00</b>	<b>0.00</b>	<b>12,954.40</b>	<b>-1,332,413.22</b>	<b>-1,332,413.22</b>	<b>0.00 %</b>

**Budget Report**

**For Fiscal: 2022-2023 Period Ending: 04/30/2023**

Departmen...	Original Total Budget	Current Total Budget	Period Activity	Fiscal Activity	Variance Favorable (Unfavorable)	Percent Remaining
<b>Fund: 501 - GOLF COURSE FUND</b>						
<b>Revenue</b>						
	2,916,342.00	2,916,342.00	340,128.26	1,882,553.87	-1,033,788.13	35.45 %
<b>Revenue Total:</b>	<b>2,916,342.00</b>	<b>2,916,342.00</b>	<b>340,128.26</b>	<b>1,882,553.87</b>	<b>-1,033,788.13</b>	<b>35.45 %</b>
<b>Expense</b>						
400 - Cost of Goods Sold	455,900.00	455,900.00	60,563.19	263,259.32	192,640.68	42.26 %
410 - ADMINISTRATION	2,081,843.14	2,081,843.14	134,812.13	959,314.93	1,122,528.21	53.92 %
463 - FOOD AND BEVERAGE	378,598.91	378,598.91	26,069.35	167,325.45	211,273.46	55.80 %
<b>Expense Total:</b>	<b>2,916,342.05</b>	<b>2,916,342.05</b>	<b>221,444.67</b>	<b>1,389,899.70</b>	<b>1,526,442.35</b>	<b>52.34 %</b>
<b>Fund: 501 - GOLF COURSE FUND Surplus (Deficit):</b>	<b>-0.05</b>	<b>-0.05</b>	<b>118,683.59</b>	<b>492,654.17</b>	<b>492,654.22</b>	<b>08,440.00 %</b>

# Monthly Activity Report

## Eagle Pointe Golf Course

For Fiscal: 2022-2023 Period Ending: 4/30/2023

Fund: 501 - GOLF COURSE FUND		Apr-2022 Activity	2021-22 Activity thru Mar-2022	Apr-2023 Activity	2022-23 Activity thru Apr-2023	Apr-2022 vs. Apr-2023 Favorable/(Unfavorable)	21-22 YTD vs. 22-23 YTD Favorable/(Unfavorable)
<b>Revenue</b>							
<a href="#">501-3310.000</a>	MEMBERSHIP FEES	34,890.00	236,685.00	44,030.02	277,895.08	9,140.02	41,210.08
<a href="#">501-3411.000</a>	GREEN FEES - WEEKEND	33,900.50	134,485.89	35,876.88	145,958.37	1,976.38	11,472.48
<a href="#">501-3412.000</a>	GREEN FEES - WEEKDAY	15,167.26	96,242.84	10,517.72	87,497.92	(4,649.54)	(8,744.92)
<a href="#">501-3414.000</a>	GREEN FEES-DISCNT'D-WEEKDAY	3,567.00	27,331.50	3,790.00	26,608.72	223.00	(722.78)
<a href="#">501-3451.000</a>	TOURNAMENT - WEEKEND	560.00	24,721.90	7,106.78	42,773.46	6,546.78	18,051.56
<a href="#">501-3452.000</a>	TOURNAMENT - WEEKDAY	30,013.00	102,560.42	17,674.00	83,538.00	(12,339.00)	(19,022.42)
<a href="#">501-3505.000</a>	LESSONS	9,284.18	20,414.01	3,380.38	10,751.88	(5,903.80)	(9,662.13)
<a href="#">501-3551.000</a>	CLUB RENTALS	817.56	2,909.49	230.95	2,329.35	(586.61)	(580.14)
<a href="#">501-3552.000</a>	CART RENTALS	56,589.05	296,254.47	65,788.59	336,317.40	9,199.54	40,062.93
<a href="#">501-3660.000</a>	MERCHANDISE	39,648.48	200,906.01	43,183.48	220,780.62	3,535.00	19,874.61
<a href="#">501-3810.000</a>	PREPARED FOOD & BEVERAGE	15,576.87	77,397.40	15,876.35	81,805.36	299.48	4,407.96
<a href="#">501-3811.000</a>	PAVILION FOOD SALES	27,296.82	117,162.35	21,746.47	133,071.81	(5,550.35)	15,909.46
<a href="#">501-3830.000</a>	FACILITIES RENTAL	3,430.00	23,272.51	2,050.00	18,070.43	(1,380.00)	(5,202.08)
<a href="#">501-3850.000</a>	BEER	21,215.03	81,424.06	17,598.99	79,663.99	(3,616.04)	(1,760.07)
<a href="#">501-3860.000</a>	WINE	55.44	575.15	83.14	494.23	27.70	(80.92)
<a href="#">501-3870.000</a>	LIQUOR	5,146.21	19,784.10	4,653.97	19,445.19	(492.24)	(338.91)
<a href="#">501-3913.000</a>	HANDICAPS	38.00	114.00	38.00	114.00	-	-
<a href="#">501-3914.000</a>	DRIVING RANGE	7,751.81	30,403.61	4,665.12	25,945.55	(3,086.69)	(4,458.06)
<a href="#">501-3980.000</a>	INTEREST INCOME	89.83	3,590.78	954.75	3,313.82	864.92	(276.96)
<a href="#">501-3990.000</a>	MISCELLANEOUS REVENUE	-	100.00	-	-	-	(100.00)
<a href="#">501-3999.001</a>	TRANSFERS IN - GEN FUND	22,500.00	157,500.00	40,882.67	286,178.69	18,382.67	128,678.69
<b>Revenue Total:</b>		<b>327,537.04</b>	<b>1,653,835.49</b>	<b>340,128.26</b>	<b>1,882,553.87</b>	<b>12,591.22</b>	<b>228,718.38</b>
<b>Expense</b>							
<b>Department: 400 - Cost of Goods Sold</b>							
<a href="#">501-400-5101.000</a>	COS - MERCHANDISE	25,304.89	132,092.75	49,622.92	154,033.81	(24,318.03)	(21,941.06)
<a href="#">501-400-5102.000</a>	COS - WINE	150.66	670.74	(20.34)	160.68	171.00	510.06
<a href="#">501-400-5103.000</a>	COS - BEER	7,512.67	27,087.66	5,024.47	26,803.11	2,488.20	284.55
<a href="#">501-400-5104.000</a>	COS - LIQUOR	768.53	3,248.56	1,241.82	6,346.16	(473.29)	(3,097.60)
<a href="#">501-400-5105.000</a>	COS - PREPARED FOOD & BEV	13,097.53	50,581.62	2,378.57	45,613.12	10,718.96	4,968.50
<a href="#">501-400-5106.000</a>	COS - PAPER	1,982.10	8,914.15	438.43	9,411.21	1,543.67	(497.06)
<a href="#">501-400-5107.000</a>	COS - PACKAGED FOOD & BEV	4,656.55	18,771.27	1,877.32	20,891.23	2,779.23	(2,119.96)
<b>Department: 400 - Cost of Goods Sold Total:</b>		<b>53,472.93</b>	<b>241,366.75</b>	<b>60,563.19</b>	<b>263,259.32</b>	<b>(7,090.26)</b>	<b>(21,892.57)</b>
<b>Department: 410 - ADMINISTRATION</b>							
<a href="#">501-410-5210.000</a>	SALARIES & WAGES	15,452.68	97,355.11	16,389.47	99,958.11	(936.79)	(2,603.00)
<a href="#">501-410-5210.009</a>	SALARIES & WAGES	25,597.17	142,788.46	27,201.46	173,471.27	(1,604.29)	(30,682.81)
<a href="#">501-410-5211.000</a>	OVERTIME PAY	623.37	1,784.36	225.29	1,848.43	398.08	(64.07)
<a href="#">501-410-5211.009</a>	OVERTIME PAY	785.26	10,274.88	1,622.27	13,676.95	(837.01)	(3,402.07)
<a href="#">501-410-5212.000</a>	PART-TIME WAGES	12,480.41	81,703.11	13,964.27	86,164.03	(1,483.86)	(4,460.92)
<a href="#">501-410-5212.009</a>	PART-TIME WAGES	2,843.13	10,415.10	2,752.91	18,542.81	90.22	(8,127.71)
<a href="#">501-410-5217.009</a>	SEASONAL WAGES	-	-	-	-	-	-
<a href="#">501-410-5218.000</a>	OTHER PAY	-	-	-	-	-	-
<a href="#">501-410-5218.009</a>	OTHER PAY	-	-	-	-	-	-
<a href="#">501-410-5221.000</a>	SOCIAL SECURITY/MEDICARE	4,046.03	24,753.71	4,456.74	28,645.51	(410.71)	(3,891.80)
<a href="#">501-410-5221.009</a>	SOCIAL SECURITY/MEDICARE	404.01	2,351.26	433.84	2,960.81	(29.83)	(609.55)
<a href="#">501-410-5222.000</a>	RETIREMENT	3,328.92	21,560.54	4,746.18	29,255.91	(1,417.26)	(7,695.37)
<a href="#">501-410-5222.009</a>	RETIREMENT	3,900.24	22,728.64	4,233.29	28,764.80	(333.05)	(6,036.16)
<a href="#">501-410-5223.000</a>	GROUP INSURANCE COSTS	7,740.64	46,708.56	10,413.12	63,465.48	(2,672.48)	(16,756.92)
<a href="#">501-410-5224.000</a>	WORKERS' COMPENSATION INS	-	4,892.65	-	5,341.80	-	(449.15)
<a href="#">501-410-5229.000</a>	OTHER EMPLOYEE BENEFITS	196.39	1,199.71	222.42	1,870.64	(26.03)	(670.93)
<a href="#">501-410-5229.009</a>	OTHER EMPLOYEE BENEFITS	-	500.00	35.17	1,144.73	(35.17)	(644.73)
<a href="#">501-410-5316.000</a>	SOFTWARE	540.00	3,240.00	540.00	3,780.00	-	(540.00)
<a href="#">501-410-5318.000</a>	LICENSES, REG, & INSPECTION	500.00	1,790.00	672.00	3,694.45	(172.00)	(1,904.45)
<a href="#">501-410-5319.000</a>	OTHER SERVICES	-	-	-	885.00	-	(885.00)
<a href="#">501-410-5319.040</a>	OTHER SERVICES - GOLF HANDICAP	-	4,848.00	-	-	-	4,848.00
<a href="#">501-410-5321.000</a>	EDUCATION & TRAINING	-	175.00	-	-	-	175.00
<a href="#">501-410-5321.009</a>	EDUCATION & TRAINING	-	450.00	-	75.00	-	375.00
<a href="#">501-410-5322.000</a>	TRAVEL & MEALS	-	1,618.71	-	1,658.62	-	(39.91)
<a href="#">501-410-5322.009</a>	TRAVEL & MEALS	-	1,082.69	-	120.00	-	962.69
<a href="#">501-410-5323.000</a>	CONTRACTED SERVICES	-	325.00	-	802.00	-	(477.00)
<a href="#">501-410-5325.000</a>	ADVERTISING	192.59	9,631.82	1,363.31	11,414.94	(1,170.72)	(1,783.12)
<a href="#">501-410-5327.000</a>	DUES/FEES/SUBSCRIPTIONS	250.56	4,808.30	311.47	5,531.92	(60.91)	(723.62)
<a href="#">501-410-5328.000</a>	OTHER LEASES/RENTALS	-	-	850.00	1,700.00	(850.00)	(1,700.00)
<a href="#">501-410-5329.010</a>	INSURANCE - LIABILITY	-	629.83	-	507.56	-	122.27
<a href="#">501-410-5329.020</a>	INSURANCE - PROPERTY	-	7,966.82	-	8,044.58	-	(77.76)
<a href="#">501-410-5329.030</a>	INSURANCE - WINDSTORM	-	46,382.46	-	57,910.00	-	(11,527.54)
<a href="#">501-410-5331.000</a>	COMMUNICATIONS - MOBILE	186.47	2,021.24	196.52	4,143.55	(10.05)	(2,122.31)
<a href="#">501-410-5332.000</a>	COMMUNICATIONS - TELEPHONE	497.56	3,388.35	395.52	2,690.61	102.04	697.74
<a href="#">501-410-5333.000</a>	ELECTRIC	3,430.96	19,430.17	3,259.37	22,671.66	171.59	(3,241.49)
<a href="#">501-410-5334.000</a>	NATURAL GAS	332.71	1,491.42	324.26	2,942.76	8.45	(1,451.34)
<a href="#">501-410-5412.010</a>	OFFICE SUPPLIES - GENERAL	230.48	1,136.29	42.00	1,016.62	188.48	119.67
<a href="#">501-410-5412.020</a>	OFFICE SUPPLIES - POSTAGE & SHIPPING	9.45	209.34	86.99	520.01	(77.54)	(310.67)
<a href="#">501-410-5417.009</a>	FUEL	5,931.40	11,259.82	-	14,545.84	5,931.40	(3,286.02)

	Apr-2022 Activity	2021-22 Activity thru Mar-2022	Apr-2023 Activity	2022-23 Activity thru Apr-2023	Apr-2022 vs. Apr-2023 Favorable/(Unfavorable)	21-22 YTD vs. 22-23 YTD Favorable/(Unfavorable)	
<b>Fund: 501 - GOLF COURSE FUND</b>							
<a href="#">501-410-5418.000</a>	UNIFORMS PURCHASED	759.11	2,272.27	748.30	748.30	10.81	1,523.97
<a href="#">501-410-5418.009</a>	UNIFORMS PURCHASED	-	1,120.28	993.72	2,576.58	(993.72)	(1,456.30)
<a href="#">501-410-5419.000</a>	OTHER SUPPLIES	-	972.99	(595.00)	1,388.31	595.00	(415.32)
<a href="#">501-410-5419.003</a>	OTHER SUPPLIES - EMPLOYEE RELATIONS	307.11	777.03	178.43	2,266.36	128.68	(1,489.33)
<a href="#">501-410-5419.009</a>	OTHER SUPPLIES	425.50	2,735.30	526.40	8,786.71	(100.90)	(6,051.41)
<a href="#">501-410-5451.000</a>	COMPUTER HARDWARE	-	-	-	-	-	-
<a href="#">501-410-5455.009</a>	MACHINERY, TOOLS, & EQUIPMENT	-	252.54	1,824.81	2,843.67	(1,824.81)	(2,591.13)
<a href="#">501-410-5461.000</a>	RECREATIONAL SUPPLIES	295.34	8,232.78	5,566.44	16,035.86	(5,271.10)	(7,803.08)
<a href="#">501-410-5612.009</a>	R & M - LAND IMPROVEMENTS	3,238.53	193,084.87	16,860.81	166,800.61	(13,622.28)	26,284.26
<a href="#">501-410-5621.000</a>	R & M - BUILDINGS & STRUCTURES	1,524.37	25,827.90	-	6,357.32	1,524.37	19,470.58
<a href="#">501-410-5670.190</a>	R & M - EQUIPMENT (SMALL TOOLS & MACHINERY)	1,521.46	28,285.84	7,991.76	24,727.18	(6,470.30)	3,558.66
<a href="#">501-410-5741.000</a>	MERCHANT FEES	4,510.90	22,965.75	5,978.59	27,017.63	(1,467.69)	(4,051.88)
<a href="#">501-410-5754.000</a>	BAD DEBT EXPENSE	-	-	-	-	-	-
<a href="#">501-410-5760.001</a>	TRANSFERS OUT - GENERAL FUND	-	-	-	-	-	-
<b>Department: 410 - ADMINISTRATION Total:</b>		<b>102,082.75</b>	<b>877,428.90</b>	<b>134,812.13</b>	<b>959,314.93</b>	<b>(32,729.38)</b>	<b>(81,886.03)</b>
<b>Department: 463 - FOOD AND BEVERAGE</b>							
<a href="#">501-463-5210.000</a>	SALARIES & WAGES	7,219.93	48,169.96	8,815.17	58,589.19	(1,595.24)	(10,419.23)
<a href="#">501-463-5211.000</a>	OVERTIME PAY	429.91	4,606.43	325.01	4,171.10	104.90	435.33
<a href="#">501-463-5212.000</a>	PART-TIME WAGES	5,328.07	32,424.66	4,731.36	28,525.68	596.71	3,898.98
<a href="#">501-463-5217.000</a>	SEASONAL WAGES	-	-	542.92	5,453.06	(542.92)	(5,453.06)
<a href="#">501-463-5218.000</a>	OTHER PAY	-	-	-	-	-	-
<a href="#">501-463-5221.000</a>	SOCIAL SECURITY/MEDICARE	1,313.78	7,901.16	1,379.41	9,158.58	(65.63)	(1,257.42)
<a href="#">501-463-5222.000</a>	RETIREMENT	1,061.07	7,503.85	1,258.64	8,703.63	(197.57)	(1,199.78)
<a href="#">501-463-5223.000</a>	GROUP INSURANCE COSTS	1,860.46	13,061.08	2,240.66	14,931.96	(380.20)	(1,870.88)
<a href="#">501-463-5224.000</a>	WORKERS' COMPENSATION INS	-	677.60	-	3,797.05	-	(3,119.45)
<a href="#">501-463-5229.000</a>	OTHER EMPLOYEE BENEFITS	41.44	502.26	45.76	705.16	(4.32)	(202.90)
<a href="#">501-463-5318.000</a>	LICENSES, REG, & INSPECTION	-	-	-	-	-	-
<a href="#">501-463-5319.000</a>	OTHER SERVICES	890.00	1,775.00	313.87	5,495.99	576.13	(3,720.99)
<a href="#">501-463-5323.003</a>	CONTRACTED SVCS - HVAC	1,308.00	2,616.00	1,347.00	4,041.00	(39.00)	(1,425.00)
<a href="#">501-463-5418.000</a>	UNIFORMS PURCHASED	68.85	151.44	786.95	1,259.10	(718.10)	(1,107.66)
<a href="#">501-463-5419.000</a>	OTHER SUPPLIES	19.68	4,381.92	822.63	5,615.21	(802.95)	(1,233.29)
<a href="#">501-463-5670.040</a>	R & M - EQUIPMENT (KITCHEN)	-	570.22	-	1,871.11	-	(1,300.89)
<a href="#">501-463-5670.042</a>	R & M - EQUIPMENT (HVAC)	-	5,780.55	2,107.74	8,057.17	(2,107.74)	(2,276.62)
<a href="#">501-463-5733.000</a>	ALCOHOL BEVERAGE TAX	788.02	4,188.85	1,352.23	6,950.46	(564.21)	(2,761.61)
<b>Department: 463 - FOOD AND BEVERAGE Total:</b>		<b>20,329.21</b>	<b>134,310.98</b>	<b>26,069.35</b>	<b>167,325.45</b>	<b>(5,740.14)</b>	<b>(33,014.47)</b>
<b>Expense Total:</b>		<b>175,884.89</b>	<b>1,253,106.63</b>	<b>221,444.67</b>	<b>1,389,899.70</b>	<b>(45,559.78)</b>	<b>(136,793.07)</b>
<b>Fund: 501 - GOLF COURSE FUND Surplus (Deficit):</b>		<b>151,652.15</b>	<b>400,728.86</b>	<b>118,683.59</b>	<b>492,654.17</b>	<b>(32,968.56)</b>	<b>91,925.31</b>
<b>Report Surplus (Deficit):</b>		<b>151,652.15</b>	<b>400,728.86</b>	<b>118,683.59</b>	<b>492,654.17</b>	<b>(32,968.56)</b>	<b>91,925.31</b>

Budget Report

For Fiscal: 2022-2023 Period Ending: 04/30/2023

Departmen...	Original Total Budget	Current Total Budget	Period Activity	Fiscal Activity	Variance Favorable (Unfavorable)	Percent Remaining
<b>Fund: 502 - RECREATION CENTER FUND</b>						
<b>Revenue</b>						
	2,403,120.00	2,403,120.00	176,922.47	1,231,581.10	-1,171,538.90	48.75 %
<b>Revenue Total:</b>	<b>2,403,120.00</b>	<b>2,403,120.00</b>	<b>176,922.47</b>	<b>1,231,581.10</b>	<b>-1,171,538.90</b>	<b>48.75 %</b>
<b>Expense</b>						
400 - Cost of Goods Sold	240,150.00	240,150.00	3,763.07	83,224.50	156,925.50	65.34 %
410 - ADMINISTRATION	1,043,444.38	1,067,944.38	95,348.37	671,040.22	396,904.16	37.17 %
460 - FITNESS AND RECREATION	354,740.72	354,740.72	12,338.33	112,351.02	242,389.70	68.33 %
461 - AQUATICS	310,874.45	325,874.45	15,248.87	139,102.84	186,771.61	57.31 %
463 - FOOD AND BEVERAGE	454,782.15	454,782.15	26,580.36	191,118.80	263,663.35	57.98 %
<b>Expense Total:</b>	<b>2,403,991.70</b>	<b>2,443,491.70</b>	<b>153,279.00</b>	<b>1,196,837.38</b>	<b>1,246,654.32</b>	<b>51.02 %</b>
<b>Fund: 502 - RECREATION CENTER FUND Surplus (Deficit):</b>	<b>-871.70</b>	<b>-40,371.70</b>	<b>23,643.47</b>	<b>34,743.72</b>	<b>75,115.42</b>	<b>186.06 %</b>

**Budget Report**

**For Fiscal: 2022-2023 Period Ending: 04/30/2023**

Departmen...	Original Total Budget	Current Total Budget	Period Activity	Fiscal Activity	Variance Favorable (Unfavorable)	Percent Remaining
<b>Fund: 503 - PUBLIC UTILITY FUND</b>						
<b>Revenue</b>						
	4,107,002.00	4,107,002.00	382,559.23	2,141,883.10	-1,965,118.90	47.85 %
<b>Revenue Total:</b>	<b>4,107,002.00</b>	<b>4,107,002.00</b>	<b>382,559.23</b>	<b>2,141,883.10</b>	<b>-1,965,118.90</b>	<b>47.85 %</b>
<b>Expense</b>						
420 - PUBLIC WORKS	4,107,002.48	4,196,561.48	282,812.49	2,010,359.68	2,186,201.80	52.10 %
<b>Expense Total:</b>	<b>4,107,002.48</b>	<b>4,196,561.48</b>	<b>282,812.49</b>	<b>2,010,359.68</b>	<b>2,186,201.80</b>	<b>52.10 %</b>
<b>Fund: 503 - PUBLIC UTILITY FUND Surplus (Deficit):</b>	<b>-0.48</b>	<b>-89,559.48</b>	<b>99,746.74</b>	<b>131,523.42</b>	<b>221,082.90</b>	<b>246.86 %</b>

**Budget Report**

**For Fiscal: 2022-2023 Period Ending: 04/30/2023**

Departmen...	Original Total Budget	Current Total Budget	Period Activity	Fiscal Activity	Variance Favorable (Unfavorable)	Percent Remaining
<b>Fund: 504 - MB Link</b>						
<b>Revenue</b>						
	2,404,521.00	2,404,521.00	209,077.26	1,216,311.21	-1,188,209.79	49.42 %
<b>Revenue Total:</b>	<b>2,404,521.00</b>	<b>2,404,521.00</b>	<b>209,077.26</b>	<b>1,216,311.21</b>	<b>-1,188,209.79</b>	<b>49.42 %</b>
<b>Expense</b>						
422 - MB LINK	1,957,982.96	1,957,982.96	238,326.12	993,163.73	964,819.23	49.28 %
<b>Expense Total:</b>	<b>1,957,982.96</b>	<b>1,957,982.96</b>	<b>238,326.12</b>	<b>993,163.73</b>	<b>964,819.23</b>	<b>49.28 %</b>
<b>Fund: 504 - MB Link Surplus (Deficit):</b>	<b>446,538.04</b>	<b>446,538.04</b>	<b>-29,248.86</b>	<b>223,147.48</b>	<b>-223,390.56</b>	<b>50.03 %</b>

**Budget Report**

**For Fiscal: 2022-2023 Period Ending: 04/30/2023**

Departmen...	Original Total Budget	Current Total Budget	Period Activity	Fiscal Activity	Variance Favorable (Unfavorable)	Percent Remaining
<b>Fund: 505 - SOLID WASTE</b>						
<b>Revenue</b>						
	1,287,154.00	1,287,154.00	105,282.77	628,554.48	-658,599.52	51.17 %
<b>Revenue Total:</b>	<b>1,287,154.00</b>	<b>1,287,154.00</b>	<b>105,282.77</b>	<b>628,554.48</b>	<b>-658,599.52</b>	<b>51.17 %</b>
<b>Expense</b>						
421 - SOLID WASTE	1,266,126.57	1,318,048.57	75,610.64	611,729.65	706,318.92	53.59 %
<b>Expense Total:</b>	<b>1,266,126.57</b>	<b>1,318,048.57</b>	<b>75,610.64</b>	<b>611,729.65</b>	<b>706,318.92</b>	<b>53.59 %</b>
<b>Fund: 505 - SOLID WASTE Surplus (Deficit):</b>	<b>21,027.43</b>	<b>-30,894.57</b>	<b>29,672.13</b>	<b>16,824.83</b>	<b>47,719.40</b>	<b>154.46 %</b>

**Budget Report**

**For Fiscal: 2022-2023 Period Ending: 04/30/2023**

Departmen...	Original Total Budget	Current Total Budget	Period Activity	Fiscal Activity	Variance Favorable (Unfavorable)	Percent Remaining
<b>Fund: 602 - FIXED ASSET REPLAC'MT FD</b>						
<b>Revenue</b>						
	2,560,000.00	2,560,000.00	253,303.23	1,605,088.22	-954,911.78	37.30 %
<b>Revenue Total:</b>	<b>2,560,000.00</b>	<b>2,560,000.00</b>	<b>253,303.23</b>	<b>1,605,088.22</b>	<b>-954,911.78</b>	<b>37.30 %</b>
<b>Expense</b>						
410 - ADMINISTRATION	0.00	0.00	0.00	195.00	-195.00	0.00 %
412 - FINANCE	0.00	0.00	0.00	37,255.99	-37,255.99	0.00 %
415 - COMMUNITY DEVELOPMENT	40,000.00	40,000.00	0.00	78,940.00	-38,940.00	-97.35 %
420 - PUBLIC WORKS	754,610.79	754,610.79	76,300.00	880,918.94	-126,308.15	-16.74 %
422 - MB LINK	150,000.00	150,000.00	0.00	150,000.00	0.00	0.00 %
431 - VOLUNTEER FIRE DEP	72,878.00	87,878.00	0.00	0.00	87,878.00	100.00 %
437 - POLICE DEPARTMENT	215,610.00	215,610.00	0.00	335,730.00	-120,120.00	-55.71 %
438 - ANIMAL CONTROL	43,056.64	79,556.64	0.00	34,498.00	45,058.64	56.64 %
440 - PARKS & RECREATION	2,908,449.00	2,908,449.00	361,994.90	1,185,330.91	1,723,118.09	59.25 %
450 - EMERGENCY MEDICAL SERV	419,995.12	434,995.12	3,855.61	91,179.49	343,815.63	79.04 %
501 - EPGC Golf Course	4,764,510.44	5,296,510.44	35,750.21	640,581.49	4,655,928.95	87.91 %
502 - EPRC Recreation Center	710,956.00	720,956.00	0.00	591,536.34	129,419.66	17.95 %
<b>Expense Total:</b>	<b>10,080,065.99</b>	<b>10,688,565.99</b>	<b>477,900.72</b>	<b>4,026,166.16</b>	<b>6,662,399.83</b>	<b>62.33 %</b>
<b>Fund: 602 - FIXED ASSET REPLAC'MT FD Surplus (Deficit):</b>	<b>-7,520,065.99</b>	<b>-8,128,565.99</b>	<b>-224,597.49</b>	<b>-2,421,077.94</b>	<b>5,707,488.05</b>	<b>70.22 %</b>

**Budget Report**

**For Fiscal: 2022-2023 Period Ending: 04/30/2023**

Departmen...	Original Total Budget	Current Total Budget	Period Activity	Fiscal Activity	Variance Favorable (Unfavorable)	Percent Remaining
<b>Fund: 702 - EMS GRANTS &amp; CONTRIBUTIONS</b>						
<b>Revenue</b>						
	0.00	0.00	0.00	7.03	7.03	0.00 %
<b>Revenue Total:</b>	<b>0.00</b>	<b>0.00</b>	<b>0.00</b>	<b>7.03</b>	<b>7.03</b>	<b>0.00 %</b>
<b>Expense</b>						
450 - EMERGENCY MEDICAL SERV	0.00	0.00	0.00	2,500.34	-2,500.34	0.00 %
<b>Expense Total:</b>	<b>0.00</b>	<b>0.00</b>	<b>0.00</b>	<b>2,500.34</b>	<b>-2,500.34</b>	<b>0.00 %</b>
<b>Fund: 702 - EMS GRANTS &amp; CONTRIBUTIONS Surplus (Deficit):</b>	<b>0.00</b>	<b>0.00</b>	<b>0.00</b>	<b>-2,493.31</b>	<b>-2,493.31</b>	<b>0.00 %</b>

**Budget Report**

**For Fiscal: 2022-2023 Period Ending: 04/30/2023**

Departmen...	Original Total Budget	Current Total Budget	Period Activity	Fiscal Activity	Variance Favorable (Unfavorable)	Percent Remaining
<b>Fund: 703 - MB VOLUNTEER FIRE DEPT</b>						
<b>Revenue</b>						
	0.00	0.00	481.57	48,614.54	48,614.54	0.00 %
<b>Revenue Total:</b>	<b>0.00</b>	<b>0.00</b>	<b>481.57</b>	<b>48,614.54</b>	<b>48,614.54</b>	<b>0.00 %</b>
<b>Expense</b>						
431 - VOLUNTEER FIRE DEP	0.00	0.00	3,684.00	11,835.05	-11,835.05	0.00 %
<b>Expense Total:</b>	<b>0.00</b>	<b>0.00</b>	<b>3,684.00</b>	<b>11,835.05</b>	<b>-11,835.05</b>	<b>0.00 %</b>
<b>Fund: 703 - MB VOLUNTEER FIRE DEPT Surplus (Deficit):</b>	<b>0.00</b>	<b>0.00</b>	<b>-3,202.43</b>	<b>36,779.49</b>	<b>36,779.49</b>	<b>0.00 %</b>

**Budget Report**

**For Fiscal: 2022-2023 Period Ending: 04/30/2023**

Departmen...	Original Total Budget	Current Total Budget	Period Activity	Fiscal Activity	Variance Favorable (Unfavorable)	Percent Remaining
<b>Fund: 704 - DEDICATED PARKS FUND</b>						
<b>Revenue</b>						
	0.00	0.00	2,418.06	6,408.64	6,408.64	0.00 %
<b>Revenue Total:</b>	<b>0.00</b>	<b>0.00</b>	<b>2,418.06</b>	<b>6,408.64</b>	<b>6,408.64</b>	<b>0.00 %</b>
<b>Fund: 704 - DEDICATED PARKS FUND Total:</b>	<b>0.00</b>	<b>0.00</b>	<b>2,418.06</b>	<b>6,408.64</b>	<b>6,408.64</b>	<b>0.00 %</b>

**Budget Report**

**For Fiscal: 2022-2023 Period Ending: 04/30/2023**

Departmen...	Original Total Budget	Current Total Budget	Period Activity	Fiscal Activity	Variance Favorable (Unfavorable)	Percent Remaining
<b>Fund: 705 - BH VETERAN'S MEMORIAL</b>						
<b>Revenue</b>						
	0.00	0.00	9.19	24.37	24.37	0.00 %
<b>Revenue Total:</b>	<b>0.00</b>	<b>0.00</b>	<b>9.19</b>	<b>24.37</b>	<b>24.37</b>	<b>0.00 %</b>
<b>Fund: 705 - BH VETERAN'S MEMORIAL Total:</b>	<b>0.00</b>	<b>0.00</b>	<b>9.19</b>	<b>24.37</b>	<b>24.37</b>	<b>0.00 %</b>

**Budget Report**

**For Fiscal: 2022-2023 Period Ending: 04/30/2023**

Departmen...	Original Total Budget	Current Total Budget	Period Activity	Fiscal Activity	Variance Favorable (Unfavorable)	Percent Remaining
<b>Fund: 706 - POLICE DEPT GRANTS &amp; CONTRIBUTIONS</b>						
<b>Revenue</b>						
	0.00	0.00	25.61	1,772.92	1,772.92	0.00 %
<b>Revenue Total:</b>	<b>0.00</b>	<b>0.00</b>	<b>25.61</b>	<b>1,772.92</b>	<b>1,772.92</b>	<b>0.00 %</b>
<b>Expense</b>						
437 - POLICE DEPARTMENT	0.00	0.00	0.00	8,262.54	-8,262.54	0.00 %
<b>Expense Total:</b>	<b>0.00</b>	<b>0.00</b>	<b>0.00</b>	<b>8,262.54</b>	<b>-8,262.54</b>	<b>0.00 %</b>
<b>Fund: 706 - POLICE DEPT GRANTS &amp; CONTRIBUTIONS Surplus (Deficit):</b>	<b>0.00</b>	<b>0.00</b>	<b>25.61</b>	<b>-6,489.62</b>	<b>-6,489.62</b>	<b>0.00 %</b>

**Budget Report**

**For Fiscal: 2022-2023 Period Ending: 04/30/2023**

Departmen...	Original Total Budget	Current Total Budget	Period Activity	Fiscal Activity	Variance Favorable (Unfavorable)	Percent Remaining
<b>Fund: 711 - HURRICANE HARVEY</b>						
<b>Revenue</b>						
	0.00	0.00	1,999.67	44,009.89	44,009.89	0.00 %
<b>Revenue Total:</b>	<b>0.00</b>	<b>0.00</b>	<b>1,999.67</b>	<b>44,009.89</b>	<b>44,009.89</b>	<b>0.00 %</b>
<b>Expense</b>						
420 - PUBLIC WORKS	0.00	0.00	0.00	51,767.60	-51,767.60	0.00 %
<b>Expense Total:</b>	<b>0.00</b>	<b>0.00</b>	<b>0.00</b>	<b>51,767.60</b>	<b>-51,767.60</b>	<b>0.00 %</b>
<b>Fund: 711 - HURRICANE HARVEY Surplus (Deficit):</b>	<b>0.00</b>	<b>0.00</b>	<b>1,999.67</b>	<b>-7,757.71</b>	<b>-7,757.71</b>	<b>0.00 %</b>

**Budget Report**

**For Fiscal: 2022-2023 Period Ending: 04/30/2023**

Departmen...	Original Total Budget	Current Total Budget	Period Activity	Fiscal Activity	Variance Favorable (Unfavorable)	Percent Remaining
<b>Fund: 715 - PARKS &amp; REC GRANTS/CONTRIBUTIONS</b>						
Revenue	0.00	0.00	15.43	40.89	40.89	0.00 %
<b>Revenue Total:</b>	<b>0.00</b>	<b>0.00</b>	<b>15.43</b>	<b>40.89</b>	<b>40.89</b>	<b>0.00 %</b>
<b>Fund: 715 - PARKS &amp; REC GRANTS/CONTRIBUTIONS Total:</b>	<b>0.00</b>	<b>0.00</b>	<b>15.43</b>	<b>40.89</b>	<b>40.89</b>	<b>0.00 %</b>

**Budget Report**

**For Fiscal: 2022-2023 Period Ending: 04/30/2023**

Departmen...	Original Total Budget	Current Total Budget	Period Activity	Fiscal Activity	Variance Favorable (Unfavorable)	Percent Remaining
<b>Fund: 716 - COVID-19 Revenue</b>						
	0.00	0.00	6,618.00	17,539.81	17,539.81	0.00 %
<b>Revenue Total:</b>	<b>0.00</b>	<b>0.00</b>	<b>6,618.00</b>	<b>17,539.81</b>	<b>17,539.81</b>	<b>0.00 %</b>
<b>Fund: 716 - COVID-19 Total:</b>	<b>0.00</b>	<b>0.00</b>	<b>6,618.00</b>	<b>17,539.81</b>	<b>17,539.81</b>	<b>0.00 %</b>

**Budget Report**

**For Fiscal: 2022-2023 Period Ending: 04/30/2023**

Departmen...	Original Total Budget	Current Total Budget	Period Activity	Fiscal Activity	Variance Favorable (Unfavorable)	Percent Remaining
<b>Fund: 718 - WINTER STORM Revenue</b>						
	0.00	0.00	1,090.69	269,905.12	269,905.12	0.00 %
<b>Revenue Total:</b>	<b>0.00</b>	<b>0.00</b>	<b>1,090.69</b>	<b>269,905.12</b>	<b>269,905.12</b>	<b>0.00 %</b>
<b>Fund: 718 - WINTER STORM Total:</b>	<b>0.00</b>	<b>0.00</b>	<b>1,090.69</b>	<b>269,905.12</b>	<b>269,905.12</b>	<b>0.00 %</b>

**Budget Report**

**For Fiscal: 2022-2023 Period Ending: 04/30/2023**

Departmen...	Original Total Budget	Current Total Budget	Period Activity	Fiscal Activity	Variance Favorable (Unfavorable)	Percent Remaining
<b>Fund: 720 - ANIMAL SERVICES GRANTS &amp; CONTRIBUTIONS</b>						
<b>Revenue</b>						
	0.00	0.00	191.54	1,918.83	1,918.83	0.00 %
<b>Revenue Total:</b>	<b>0.00</b>	<b>0.00</b>	<b>191.54</b>	<b>1,918.83</b>	<b>1,918.83</b>	<b>0.00 %</b>
<b>Expense</b>						
438 - ANIMAL CONTROL	0.00	0.00	0.00	1,881.71	-1,881.71	0.00 %
<b>Expense Total:</b>	<b>0.00</b>	<b>0.00</b>	<b>0.00</b>	<b>1,881.71</b>	<b>-1,881.71</b>	<b>0.00 %</b>
<b>Fund: 720 - ANIMAL SERVICES GRANTS &amp; CONTRIBUTIONS Surplus (Def..</b>	<b>0.00</b>	<b>0.00</b>	<b>191.54</b>	<b>37.12</b>	<b>37.12</b>	<b>0.00 %</b>
<b>Report Surplus (Deficit):</b>	<b>-14,092,517.51</b>	<b>-16,265,898.51</b>	<b>-1,470,143.96</b>	<b>11,475,892.99</b>	<b>27,741,791.50</b>	<b>170.55 %</b>

**Fund Summary**

Fund	Original Total Budget	Current Total Budget	Period Activity	Fiscal Activity	Variance Favorable (Unfavorable)
101 - GENERAL FUND	363,716.50	136,817.50	-1,579,894.17	12,751,945.41	12,615,127.91
201 - HOTEL OCCUPANCY TAX FUNG	7,225.00	7,225.00	19,537.63	15,640.37	8,415.37
203 - COURT SECURITY FUND	2,500.00	2,500.00	837.07	3,444.50	944.50
204 - COURT TECHNOLOGY FUND	2,300.00	2,300.00	567.11	2,607.42	307.42
205 - IMPACT FEES	-130,033.40	-130,033.40	87,246.51	562,421.99	692,455.39
206 - LOCAL TRUANCY AND PREVEN	1,825.00	1,825.00	606.34	2,653.72	828.72
207 - MUNICIPAL JURY FUND	30.00	30.00	11.96	52.62	22.62
301 - INTEREST AND SINKING	65,000.74	65,000.74	49,731.97	8,610,405.42	8,545,404.68
401 - CAP. PROJ. - CIP PROGRAM	-7,351,708.60	-8,508,709.60	457,256.98	-4,185,534.32	4,323,175.28
410 - 2015 CO CONSTRUCTION FUN	0.00	0.00	1.17	11.04	11.04
413 - 2017 CO CONST BROADBAND	0.00	0.00	0.00	-32,854.84	-32,854.84
414 - 2017A CONSTRUCTION FUND	0.00	0.00	0.00	-2,142.14	-2,142.14
415 - 2019 CONSTRUCTION FUND	0.00	0.00	-12,336.10	-193,681.08	-193,681.08
416 - 2020 CONSTRUCTION FUND	0.00	0.00	-533,730.17	-3,518,474.38	-3,518,474.38
422 - 2022 CONSTRUCTION FUND	0.00	0.00	12,954.40	-1,332,413.22	-1,332,413.22
501 - GOLF COURSE FUND	-0.05	-0.05	118,683.59	492,654.17	492,654.22
502 - RECREATION CENTER FUND	-871.70	-40,371.70	23,643.47	34,743.72	75,115.42
503 - PUBLIC UTILITY FUND	-0.48	-89,559.48	99,746.74	131,523.42	221,082.90
504 - MB Link	446,538.04	446,538.04	-29,248.86	223,147.48	-223,390.56
505 - SOLID WASTE	21,027.43	-30,894.57	29,672.13	16,824.83	47,719.40
602 - FIXED ASSET REPLAC'MT FD	-7,520,065.99	-8,128,565.99	-224,597.49	-2,421,077.94	5,707,488.05
702 - EMS GRANTS & CONTRIBUTIO	0.00	0.00	0.00	-2,493.31	-2,493.31
703 - MB VOLUNTEER FIRE DEPT	0.00	0.00	-3,202.43	36,779.49	36,779.49
704 - DEDICATED PARKS FUND	0.00	0.00	2,418.06	6,408.64	6,408.64
705 - BH VETERAN'S MEMORIAL	0.00	0.00	9.19	24.37	24.37
706 - POLICE DEPT GRANTS & CONT	0.00	0.00	25.61	-6,489.62	-6,489.62
711 - HURRICANE HARVEY	0.00	0.00	1,999.67	-7,757.71	-7,757.71
715 - PARKS & REC GRANTS/CONTR	0.00	0.00	15.43	40.89	40.89
716 - COVID-19	0.00	0.00	6,618.00	17,539.81	17,539.81
718 - WINTER STORM	0.00	0.00	1,090.69	269,905.12	269,905.12
720 - ANIMAL SERVICES GRANTS & (	0.00	0.00	191.54	37.12	37.12
<b>Report Surplus (Deficit):</b>	<b>-14,092,517.51</b>	<b>-16,265,898.51</b>	<b>-1,470,143.96</b>	<b>11,475,892.99</b>	<b>27,741,791.50</b>

## **Section 2:**

# **CHECK REGISTER**



Vendor Number	Vendor Name	Payment Date	Payment Type	Discount Amount	Payment Amount	Number
<b>Bank Code: PC-POOLED CASH</b>						
VEN01935	Alfa Comm	04/06/2023	EFT	0.00	2,104.00	13639
VEN01281	AMAZON.COM	04/06/2023	EFT	0.00	1,128.08	13640
100950	AWARDS & ENGRAVING	04/06/2023	EFT	0.00	1,530.70	13641
200069	BAYTOWN ELECTRIC	04/06/2023	EFT	0.00	910.00	13642
VEN01182	BLUE CROSS BLUE SHIELD OF TEXAS	04/06/2023	EFT	0.00	212,466.42	13643
VEN02224	Bryan Kirsch	04/06/2023	EFT	0.00	434.64	13644
VEN01284	BSN SPORTS, LLC	04/06/2023	EFT	0.00	1,815.95	13645
200844	BUD GRIFFIN & ASSOCIATES	04/06/2023	EFT	0.00	2,006.00	13646
VEN01048	CCI SYSTEMS INC	04/06/2023	EFT	0.00	8,370.84	13647
600674	Cop Stop Inc	04/06/2023	EFT	0.00	398.00	13648
400220	DELL MARKETING LP	04/06/2023	EFT	0.00	4,854.90	13649
VEN01346	DESERT DIAMOND INDUSTRIES LLC	04/06/2023	EFT	0.00	1,453.00	13650
VEN01929	ES OPCO USA, LLC	04/06/2023	EFT	0.00	276.89	13651
VEN01175	FLOCK GROUP, INC.	04/06/2023	EFT	0.00	13,125.00	13652
VEN01878	Freddie E. Weimer	04/06/2023	EFT	0.00	17,600.00	13653
600865	FULLERS TIRE CO	04/06/2023	EFT	0.00	919.64	13654
VEN01294	GENAN INC.	04/06/2023	EFT	0.00	42,197.40	13655
800040	HALO BRANDED SOLUTIONS	04/06/2023	EFT	0.00	5,894.08	13656
800435	HILL LUMBER COMPANY	04/06/2023	EFT	0.00	1,086.24	13657
VEN01014	J. J. KELLER & ASSOCIATES, INC.	04/06/2023	EFT	0.00	1,203.69	13658
VEN02240	KCL Coffee Inc	04/06/2023	EFT	0.00	690.08	13659
120582	Knox Associates, Inc	04/06/2023	EFT	0.00	3,430.00	13660
120652	KONA PRINTING AND PROMOTIONS INC	04/06/2023	EFT	0.00	189.00	13661
140640	MONT BELVIEU AUTO SUPPLY	04/06/2023	EFT	0.00	113.76	13662
170212	PERDUE, BRANDON, FIELDER, COLLINS & MOTT LL	04/06/2023	EFT	0.00	2,743.04	13663
VEN01923	Polk Mechanical Company LLC	04/06/2023	EFT	0.00	1,842.00	13664
VEN01719	Roberto Bazan	04/06/2023	EFT	0.00	434.64	13665
VEN02128	Seenandan, LLC	04/06/2023	EFT	0.00	210.00	13666
210901	SYSCO CORPORATION	04/06/2023	EFT	0.00	1,514.91	13667
220694	TEAMWIRED LLC	04/06/2023	EFT	0.00	1,574.56	13668
220721	TRAFFIC SIGNS & LINES LLC	04/06/2023	EFT	0.00	1,218.00	13669
VEN01804	TSE Entertainment, LLC	04/06/2023	EFT	0.00	6,315.00	13670
240155	UNIVAR SOLUTIONS	04/06/2023	EFT	0.00	610.00	13671
VEN01393	WASTEBUILT ENVIRONMENTAL SOLUTIONS, LLC	04/06/2023	EFT	0.00	189.02	13672
250035	Wesco Distribution, Inc	04/06/2023	EFT	0.00	4,435.08	13673
VEN01400	WHITE CAP, LP	04/06/2023	EFT	0.00	833.78	13674
900338	ICMA-RC	04/28/2023	EFT	0.00	7,996.91	13675
VEN02069	3HV, LLC	04/14/2023	EFT	0.00	1,299.00	13676
100434	AIRGAS SOUTHWEST INC	04/14/2023	EFT	0.00	1,018.77	13677
VEN01935	Alfa Comm	04/14/2023	EFT	0.00	1,054.00	13678
200442	Alissa Blasingame	04/14/2023	EFT	0.00	116.00	13679
VEN02305	Alyssa N. Gonzales	04/14/2023	EFT	0.00	72.00	13680
VEN01281	AMAZON.COM	04/14/2023	EFT	0.00	3,373.71	13681
VEN01368	ANGELIA OLIVER	04/14/2023	EFT	0.00	26.50	13682
VEN01952	Anthony A. Yrlas	04/14/2023	EFT	0.00	1,162.00	13683
100650	APPRIVER LLC	04/14/2023	EFT	0.00	518.40	13684
VEN01940	April Kalbitz	04/14/2023	EFT	0.00	54.00	13685
152224	ARKK ENGINEERS LLC	04/14/2023	EFT	0.00	31,815.60	13686
100950	AWARDS & ENGRAVING	04/14/2023	EFT	0.00	913.40	13687
VEN01187	BECCA HENICKE	04/14/2023	EFT	0.00	144.00	13688
220245	BEN E KEITH	04/14/2023	EFT	0.00	3,109.69	13689
VEN01313	BETINA SUMNER - SMITH	04/14/2023	EFT	0.00	203.00	13690
150458	BLUE IRON TECHNOLOGIES	04/14/2023	EFT	0.00	7,839.26	13691
VEN02322	BRANDY MICHELLE HADLEY	04/14/2023	EFT	0.00	106.00	13692

Check Report

Date Range: 04/01/2023 - 04/30/2023

Vendor Number	Vendor Name	Payment Date	Payment Type	Discount Amount	Payment Amount	Number
VEN02372	BRENDA B. COLLEY	04/14/2023	EFT	0.00	165.00	13693
300094	CAPCON NETWORKS LLC	04/14/2023	EFT	0.00	15,118.44	13694
VEN01973	Cassie Kmiec	04/14/2023	EFT	0.00	300.00	13695
300631	COASTAL WELDING SUPPLY INC	04/14/2023	EFT	0.00	210.79	13696
VEN01155	COMPASS ENVIRONMENTAL SOLUTIONS, LLC	04/14/2023	EFT	0.00	14,768.31	13697
300683	CONSOLIDATED TRAFFIC CONTROLS INC	04/14/2023	EFT	0.00	25,463.00	13698
VEN02066	Dealers First Financial, LLC	04/14/2023	EFT	0.00	328.00	13699
400231	Detection & Suppression International, LTD	04/14/2023	EFT	0.00	1,138.00	13700
VEN02227	Ecolab Inc.	04/14/2023	EFT	0.00	206.30	13701
VEN02316	Elizabeth Hensley	04/14/2023	EFT	0.00	110.00	13702
VEN02329	Emily Thibodeaux	04/14/2023	EFT	0.00	72.00	13703
152257	Erica Delao	04/14/2023	EFT	0.00	54.00	13704
VEN01929	ES OPCO USA, LLC	04/14/2023	EFT	0.00	7,207.75	13705
VEN01988	ESO Solutions, Inc.	04/14/2023	EFT	0.00	87.50	13706
500506	Executive Security Integrators & Fire Protection, I	04/14/2023	EFT	0.00	340.00	13707
700038	GALVESTON TRANSPORTATION LLC	04/14/2023	EFT	0.00	1,041.00	13708
700126	GC ENGINEERING INC.	04/14/2023	EFT	0.00	4,580.00	13709
VEN01013	GOTO COMMUNICATIONS, INC.	04/14/2023	EFT	0.00	3,145.52	13710
800050	HARRIS COUNTY TREASURER	04/14/2023	EFT	0.00	300.00	13711
VEN01076	HAWKINS INC.	04/14/2023	EFT	0.00	1,600.50	13712
800435	HILL LUMBER COMPANY	04/14/2023	EFT	0.00	1,460.16	13713
VEN02093	Houston Reese	04/14/2023	EFT	0.00	192.00	13714
VEN01415	INDUSTRIAL RESCUE INSTRUCTION SYSTEMS, INC.	04/14/2023	EFT	0.00	8,660.00	13715
700570	INTERSTATE BILLING SERVICE	04/14/2023	EFT	0.00	713.11	13716
VEN01363	JAMIE M ALMS	04/14/2023	EFT	0.00	162.00	13717
VEN01749	Jared Keene	04/14/2023	EFT	0.00	273.00	13718
VEN02286	Jennifer Ann Schultz	04/14/2023	EFT	0.00	370.07	13719
800058	JUDY HARRINGTON	04/14/2023	EFT	0.00	112.00	13720
VEN02290	Katherine Christine Sanders	04/14/2023	EFT	0.00	660.50	13721
130052	LABARCA BROTHERS SERVICES	04/14/2023	EFT	0.00	13,600.00	13722
400436	LARRY R CRYER	04/14/2023	EFT	0.00	1,851.88	13723
VEN02328	LEKECHIA MAZA	04/14/2023	EFT	0.00	104.00	13724
152305	LES MILLS UNITED STATES TRADING, INC.	04/14/2023	EFT	0.00	209.70	13725
VEN01268	MARK DELEON	04/14/2023	EFT	0.00	11,996.00	13726
VEN02062	Matthew C. Hudspeth	04/14/2023	EFT	0.00	200.00	13727
VEN02382	MOLLY RASMUSSEN	04/14/2023	EFT	0.00	208.00	13728
140640	MONT BELVIEU AUTO SUPPLY	04/14/2023	EFT	0.00	418.16	13729
VEN01945	Morissa Foster	04/14/2023	EFT	0.00	130.00	13730
140655	MOTOROLA	04/14/2023	EFT	0.00	15,315.15	13731
VEN02117	Pamela Printing Company	04/14/2023	EFT	0.00	769.51	13732
VEN01923	Polk Mechanical Company LLC	04/14/2023	EFT	0.00	13,189.25	13733
VEN02318	PRO-CHEM, INC.	04/14/2023	EFT	0.00	993.72	13734
170784	PS AGRICULTURAL SERVICES LLC	04/14/2023	EFT	0.00	1,636.64	13735
170085	PURCELL CONSTRUCTION, INC	04/14/2023	EFT	0.00	530,286.94	13736
VEN02234	RAE Security Southwest, LLC	04/14/2023	EFT	0.00	2,719.29	13737
VEN02131	Randall Kent Watts	04/14/2023	EFT	0.00	2,145.62	13738
800660	RESOURCE LABORATORIES LLC	04/14/2023	EFT	0.00	290.00	13739
190435	RINEHART TRUCKING CO INC	04/14/2023	EFT	0.00	850.92	13740
VEN02175	S/T Group Holdings, LLC	04/14/2023	EFT	0.00	958.55	13741
VEN02349	SETH COMEAUX	04/14/2023	EFT	0.00	144.00	13742
VEN02380	SHANE DONNELLY	04/14/2023	EFT	0.00	1,102.50	13743
VEN01975	Sheila Billings	04/14/2023	EFT	0.00	159.00	13744
VEN01413	SMART MATERIALS, INC.	04/14/2023	EFT	0.00	5,509.24	13745
VEN01369	STACY D BRINSON-CONLEY	04/14/2023	EFT	0.00	522.00	13746
120240	STEVEN C. KEITH	04/14/2023	EFT	0.00	600.00	13747
210901	SYSCO CORPORATION	04/14/2023	EFT	0.00	1,741.36	13748
220014	TEXAS EXCAVATION SAFETY SYSTEM INC	04/14/2023	EFT	0.00	937.65	13749
VEN01344	THOMAS PHILLIPS JR.	04/14/2023	EFT	0.00	273.00	13750
VEN01693	Vistra Energy Corp	04/14/2023	EFT	0.00	16,552.16	13751
250406	WILD MAGNOLIA LANDSCAPING LLC	04/14/2023	EFT	0.00	1,512.50	13752
VEN01500	PNC BANK NATIONAL ASSOCIATION	04/18/2023	EFT	0.00	28,006.40	13753

Check Report

Date Range: 04/01/2023 - 04/30/2023

Vendor Number	Vendor Name	Payment Date	Payment Type	Discount Amount	Payment Amount	Number
900338	ICMA-RC	04/28/2023	EFT	0.00	8,213.13	13754
VEN01935	Alfa Comm	04/21/2023	EFT	0.00	1,555.00	13755
VEN01281	AMAZON.COM	04/21/2023	EFT	0.00	2,453.53	13756
200069	BAYTOWN ELECTRIC	04/21/2023	EFT	0.00	1,333.64	13757
220245	BEN E KEITH	04/21/2023	EFT	0.00	5,589.99	13758
VEN02311	Brian Winningham	04/21/2023	EFT	0.00	167.90	13759
VEN01284	BSN SPORTS, LLC	04/21/2023	EFT	0.00	1,073.73	13760
170651	CONNIE HRACEK	04/21/2023	EFT	0.00	323.10	13761
600674	Cop Stop Inc	04/21/2023	EFT	0.00	1,129.00	13762
VEN01148	CYBERLYTICS LLC	04/21/2023	EFT	0.00	3,000.00	13763
VEN01512	DataProse, LLC	04/21/2023	EFT	0.00	1,796.57	13764
VEN02150	Doctors Express of the Beaumont Area, PA	04/21/2023	EFT	0.00	1,410.00	13765
210802	ERIC STAHL	04/21/2023	EFT	0.00	65.03	13766
VEN01175	FLOCK GROUP, INC.	04/21/2023	EFT	0.00	500.00	13767
600865	FULLERS TIRE CO	04/21/2023	EFT	0.00	560.40	13768
800050	HARRIS COUNTY TREASURER	04/21/2023	EFT	0.00	75.00	13769
700570	INTERSTATE BILLING SERVICE	04/21/2023	EFT	0.00	288.18	13770
VEN01014	J. J. KELLER & ASSOCIATES, INC.	04/21/2023	EFT	0.00	620.83	13771
190086	JEREMY RAWLINSON	04/21/2023	EFT	0.00	155.05	13772
152291	KEELING COMPANY	04/21/2023	EFT	0.00	2,045.89	13773
120652	KONA PRINTING AND PROMOTIONS INC	04/21/2023	EFT	0.00	42.91	13774
120649	KRAFTSMAN LP	04/21/2023	EFT	0.00	9,660.00	13775
130052	LABARCA BROTHERS SERVICES	04/21/2023	EFT	0.00	12,000.00	13776
VEN01506	Liberty Pest Control	04/21/2023	EFT	0.00	100.00	13777
140640	MONT BELVIEU AUTO SUPPLY	04/21/2023	EFT	0.00	225.55	13778
140837	MUNICIPAL EMERGENCY SERVICES INC	04/21/2023	EFT	0.00	1,244.41	13779
VEN01075	MURACA FIBER & TELECOMMUNICATIONS	04/21/2023	EFT	0.00	4,550.00	13780
VEN01154	PLC CONSTRUCTION INC	04/21/2023	EFT	0.00	55.00	13781
VEN01992	Progressive Commercial Aquatics, Inc	04/21/2023	EFT	0.00	260.00	13782
190070	RANDLE LAW OFFICE LTD LLP	04/21/2023	EFT	0.00	27,286.00	13783
120583	RPS Infrastructure, Inc.	04/21/2023	EFT	0.00	585.00	13784
210040	SANITARY SUPPLY COMPANY INC	04/21/2023	EFT	0.00	1,015.03	13785
210901	SYSCO CORPORATION	04/21/2023	EFT	0.00	3,568.41	13786
220694	TEAMWIRED LLC	04/21/2023	EFT	0.00	457.00	13787
VEN01344	THOMAS PHILLIPS JR.	04/21/2023	EFT	0.00	200.00	13788
VEN02050	Tracey Hickman	04/21/2023	EFT	0.00	150.00	13789
VEN01693	Vistra Energy Corp	04/21/2023	EFT	0.00	54,642.15	13790
VEN01991	Waste Management of Texas, Inc	04/21/2023	EFT	0.00	16,361.54	13791
250406	WILD MAGNOLIA LANDSCAPING LLC	04/21/2023	EFT	0.00	180.00	13792
152124	4IMPRINT	04/28/2023	EFT	0.00	1,639.69	13793
VEN01281	AMAZON.COM	04/28/2023	EFT	0.00	5,992.78	13794
	**Void**	04/28/2023	EFT	0.00	0.00	13795
VEN01368	ANGELIA OLIVER	04/28/2023	EFT	0.00	53.00	13796
VEN01952	Anthony A. Yrlas	04/28/2023	EFT	0.00	798.00	13797
VEN01940	April Kalbitz	04/28/2023	EFT	0.00	54.00	13798
VEN02018	Austin Ware DuBose	04/28/2023	EFT	0.00	100.00	13799
200069	BAYTOWN ELECTRIC	04/28/2023	EFT	0.00	28,945.33	13800
300058	BAYTOWN FORD	04/28/2023	EFT	0.00	1,360.57	13801
VEN02322	BRANDY MICHELLE HADLEY	04/28/2023	EFT	0.00	79.50	13802
VEN02372	BRENDA B. COLLEY	04/28/2023	EFT	0.00	165.00	13803
VEN01193	CALIX INC	04/28/2023	EFT	0.00	101,729.50	13804
800657	CENTERPOINT ENERGY SERVICES INC	04/28/2023	EFT	0.00	2,930.98	13805
VEN01844	Central Police Supply, LTD	04/28/2023	EFT	0.00	71.70	13806
VEN02266	Christina Gonzalez	04/28/2023	EFT	0.00	22.93	13807
VEN02114	Citibank, N.A.	04/28/2023	EFT	0.00	60,066.50	13808
170651	CONNIE HRACEK	04/28/2023	EFT	0.00	100.00	13809
600674	Cop Stop Inc	04/28/2023	EFT	0.00	3,959.58	13810
VEN01051	ELITE PUMPS & MECHANICAL SERVICES, LLC	04/28/2023	EFT	0.00	4,098.10	13811
VEN02316	Elizabeth Hensley	04/28/2023	EFT	0.00	110.00	13812
152257	Erica Delao	04/28/2023	EFT	0.00	108.00	13813
500506	Executive Security Integrators & Fire Protection, li	04/28/2023	EFT	0.00	685.00	13814

Check Report

Date Range: 04/01/2023 - 04/30/2023

Vendor Number	Vendor Name	Payment Date	Payment Type	Discount Amount	Payment Amount	Number
600865	FULLERS TIRE CO	04/28/2023	EFT	0.00	94.00	13815
700798	GT DISTRIBUTORS INC	04/28/2023	EFT	0.00	92.82	13816
800435	HILL LUMBER COMPANY	04/28/2023	EFT	0.00	89.35	13817
700570	INTERSTATE BILLING SERVICE	04/28/2023	EFT	0.00	796.18	13818
VEN01363	JAMIE M ALMS	04/28/2023	EFT	0.00	189.00	13819
VEN02290	Katherine Christine Sanders	04/28/2023	EFT	0.00	313.50	13820
VEN02240	KCL Coffee Inc	04/28/2023	EFT	0.00	74.63	13821
VEN02337	Kendrick Goolsby	04/28/2023	EFT	0.00	115.00	13822
VEN01071	KIMLEY-HORN AND ASSOCIATES, INC.	04/28/2023	EFT	0.00	31,850.00	13823
120582	Knox Associates, Inc	04/28/2023	EFT	0.00	254.00	13824
400278	LD Signs, LLC	04/28/2023	EFT	0.00	196.00	13825
VEN02328	LEKECHIA MAZA	04/28/2023	EFT	0.00	52.00	13826
800250	LESA HEGMAN	04/28/2023	EFT	0.00	34.98	13827
140076	MATTHEW C LONG & ASSOCIATES LLC	04/28/2023	EFT	0.00	4,400.00	13828
VEN01751	Matthew D Grisham	04/28/2023	EFT	0.00	100.00	13829
140640	MONT BELVIEU AUTO SUPPLY	04/28/2023	EFT	0.00	275.45	13830
VEN01945	Morissa Foster	04/28/2023	EFT	0.00	130.00	13831
VEN01933	Nicole R. Naivar	04/28/2023	EFT	0.00	224.00	13832
VEN01923	Polk Mechanical Company LLC	04/28/2023	EFT	0.00	2,107.74	13833
VEN02234	RAE Security Southwest, LLC	04/28/2023	EFT	0.00	1,068.48	13834
VEN01446	RESTROOM FACILITIES LTD	04/28/2023	EFT	0.00	319,797.50	13835
120583	RPS Infrastructure, Inc.	04/28/2023	EFT	0.00	7,743.81	13836
VEN02380	SHANE DONNELLY	04/28/2023	EFT	0.00	966.50	13837
VEN01975	Sheila Billings	04/28/2023	EFT	0.00	159.00	13838
140080	SIDDONS MARTIN EMERGENCY GROUP LLC	04/28/2023	EFT	0.00	441.97	13839
210435	SIGN AND SUPPLY LP	04/28/2023	EFT	0.00	2,519.40	13840
VEN01291	SMITH PUMP COMPANY, INC	04/28/2023	EFT	0.00	205.00	13841
VEN01448	STRATEGIC SIGN PARTNERS LLC	04/28/2023	EFT	0.00	23,432.50	13842
210901	SYSCO CORPORATION	04/28/2023	EFT	0.00	1,452.30	13843
VEN01646	Tammy Jay Stevens	04/28/2023	EFT	0.00	499.99	13844
VEN01974	TCG Advisory Services, LLC	04/28/2023	EFT	0.00	3,000.00	13845
VEN01344	THOMAS PHILLIPS JR.	04/28/2023	EFT	0.00	156.49	13846
VEN01778	Tisma Bradford	04/28/2023	EFT	0.00	291.50	13847
240155	UNIVAR SOLUTIONS	04/28/2023	EFT	0.00	13,338.00	13848
VEN01395	US CRAFT BRANDS	04/28/2023	EFT	0.00	1,576.25	13849
VEN02350	WORLDWIDE POWER PRODUCTS, LLC	04/28/2023	EFT	0.00	76,300.00	13850
220303	ACUSHNET COMPANY	04/05/2023	Regular	0.00	7,282.79	107659
100468	ALL AMERICAN T-SHIRTS & GRAPHICS	04/05/2023	Regular	0.00	1,805.00	107660
100555	AMERICAN ELEVATOR INSPECTIONS INC	04/05/2023	Regular	0.00	171.00	107661
VEN01493	Bill Murff Turf Farm, Inc	04/05/2023	Regular	0.00	130.00	107662
200438	BLACKMON PLUMBING SERVICES INC	04/05/2023	Regular	0.00	450.00	107663
300040	CALLAWAY GOLF SALES COMPANY	04/05/2023	Regular	0.00	4,687.50	107664
300060	CASCO INDUSTRIES INC	04/05/2023	Regular	0.00	316.00	107665
VEN01734	CentralSquare Technologies, LLC	04/05/2023	Regular	0.00	38,545.98	107666
300255	CERTIFIED LABORATORIES	04/05/2023	Regular	0.00	243.65	107667
152101	CINTAS CORPORATION LOC#082	04/05/2023	Regular	0.00	173.92	107668
VEN01756	Colonial Life & Accident Insurance Company	04/05/2023	Regular	0.00	2,390.94	107669
VEN02027	Dearborn Life Insurance Company	04/05/2023	Regular	0.00	15,153.10	107670
	**Void**	04/05/2023	Regular	0.00	0.00	107671
440443	DIRECTV	04/05/2023	Regular	0.00	267.93	107672
500946	EAGLE POINTE RECREATION COMPLEX	04/05/2023	Regular	0.00	515.33	107673
VEN01047	GT GOLF HOLDING INC	04/05/2023	Regular	0.00	560.85	107674
800731	HTS INC CONSULTANTS	04/05/2023	Regular	0.00	2,908.75	107675
VEN02078	Justice Family Enterprises, Inc.	04/05/2023	Regular	0.00	350.70	107676
130975	LYONS DISTRIBUTING CO	04/05/2023	Regular	0.00	337.54	107677
VEN01260	O'REILLY AUTO ENTERPRISES LLC	04/05/2023	Regular	0.00	141.09	107678
170001	PAR WEST TURF SERVICES INC	04/05/2023	Regular	0.00	1,645.66	107679
VEN02179	Sandra Kay Sullivan	04/05/2023	Regular	0.00	6,978.00	107680
152241	SCNS SPORTS FOODS INC	04/05/2023	Regular	0.00	396.80	107681
VEN02263	Shannon Ferrier	04/05/2023	Regular	0.00	434.64	107682
210878	STRYKER SALES CORPORATION	04/05/2023	Regular	0.00	10,031.25	107683

Check Report

Date Range: 04/01/2023 - 04/30/2023

Vendor Number	Vendor Name	Payment Date	Payment Type	Discount Amount	Payment Amount	Number
220012	TAYLOR MADE GOLF COMPANY INC	04/05/2023	Regular	0.00	2,821.50	107684
VEN01709	Travis Mathew LLC	04/05/2023	Regular	0.00	2,053.63	107685
VEN01753	Tyler Scott Schoonover	04/05/2023	Regular	0.00	100.00	107686
230563	UNIFIRST HOLDINGS INC	04/05/2023	Regular	0.00	145.17	107687
230289	USA BLUEBOOK	04/05/2023	Regular	0.00	1,358.24	107688
700010	VERIZON WIRELESS	04/05/2023	Regular	0.00	368.00	107689
210131	Victor Insurance Managers, Inc.	04/05/2023	Regular	0.00	400.00	107690
600275	WOLSELEY ENTERPRISES LLC	04/05/2023	Regular	0.00	16,129.32	107691
250650	WOWCO EQUIPMENT CO	04/05/2023	Regular	0.00	233.23	107692
500945	EAGLE POINTE GOLF COURSE	04/05/2023	Regular	0.00	410.00	107693
500946	EAGLE POINTE RECREATION COMPLEX	04/05/2023	Regular	0.00	545.00	107694
200064	BAYTOWN SAND & CLAY	04/13/2023	Regular	0.00	5,616.00	107695
100164	BOUND TREE MEDICAL LLC	04/13/2023	Regular	0.00	331.48	107696
800662	CENTERPOINT ENERGY	04/13/2023	Regular	0.00	393.51	107697
152101	CINTAS CORPORATION LOC#082	04/13/2023	Regular	0.00	53.79	107698
300638	COBBFENDLEY	04/13/2023	Regular	0.00	40,227.50	107699
440443	DIRECTV	04/13/2023	Regular	0.00	294.62	107700
VEN01188	DOGGETT HEAVY MACHINERY SERVICES LLC	04/13/2023	Regular	0.00	141.10	107701
220258	DSHS CENTRAL LAB MC2004	04/13/2023	Regular	0.00	321.36	107702
400090	DXI INDUSTRIES INC	04/13/2023	Regular	0.00	2,723.54	107703
152313	DYNAMIC BRANDS	04/13/2023	Regular	0.00	1,363.31	107704
500946	EAGLE POINTE RECREATION COMPLEX	04/13/2023	Regular	0.00	175.00	107705
VEN02280	Haley May	04/13/2023	Regular	0.00	539.97	107706
152352	LESLIE KYLE PARIS-GUESS	04/13/2023	Regular	0.00	427.50	107707
VEN01714	Lori Clayton	04/13/2023	Regular	0.00	174.00	107708
160470	OMNIBASE SERVICES OF TEXAS LP	04/13/2023	Regular	0.00	396.00	107709
VEN01260	O'REILLY AUTO ENTERPRISES LLC	04/13/2023	Regular	0.00	141.98	107710
170001	PAR WEST TURF SERVICES INC	04/13/2023	Regular	0.00	179.15	107711
VEN01405	PETTY CASH - PUBLIC WORKS	04/13/2023	Regular	0.00	196.25	107712
VEN02005	ProShopkeeper Computer Software Company	04/13/2023	Regular	0.00	840.00	107713
152072	R & R PRODUCTS INC	04/13/2023	Regular	0.00	236.40	107714
VEN02176	Senenergy Petroleum, LLC	04/13/2023	Regular	0.00	23,967.40	107715
VEN01408	SETH CARUSO	04/13/2023	Regular	0.00	192.00	107716
210607	SOUTH CENTRAL PLANNING AND DEVELOPMENT	04/13/2023	Regular	0.00	272.32	107717
VEN02260	Stericycle, Inc.	04/13/2023	Regular	0.00	66.31	107718
210878	STRYKER SALES CORPORATION	04/13/2023	Regular	0.00	3,855.61	107719
230595	THE UNIVERSITY OF TEXAS SCIENCE CENTER AT H	04/13/2023	Regular	0.00	186.00	107720
VEN01753	Tyler Scott Schoonover	04/13/2023	Regular	0.00	300.00	107721
230563	UNIFIRST HOLDINGS INC	04/13/2023	Regular	0.00	479.17	107722
210131	Victor Insurance Managers, Inc.	04/13/2023	Regular	0.00	400.00	107723
600275	WOLSELEY ENTERPRISES LLC	04/13/2023	Regular	0.00	6,142.36	107724
250650	WOWCO EQUIPMENT CO	04/13/2023	Regular	0.00	346.01	107725
500945	EAGLE POINTE GOLF COURSE	04/18/2023	Regular	0.00	410.00	107726
500946	EAGLE POINTE RECREATION COMPLEX	04/18/2023	Regular	0.00	545.00	107727
VEN01869	Accurate Meter & Backflow, LLC	04/20/2023	Regular	0.00	270.63	107728
220303	ACUSHNET COMPANY	04/20/2023	Regular	0.00	340.87	107729
100770	ASSOCIATED SUPPLY CO INC	04/20/2023	Regular	0.00	5,291.86	107730
100952	AXON ENTERPRISE INC	04/20/2023	Regular	0.00	524.00	107731
100164	BOUND TREE MEDICAL LLC	04/20/2023	Regular	0.00	394.51	107732
VEN01039	BRINSON BENEFITS INC	04/20/2023	Regular	0.00	770.00	107733
300040	CALLAWAY GOLF SALES COMPANY	04/20/2023	Regular	0.00	1,103.90	107734
800662	CENTERPOINT ENERGY	04/20/2023	Regular	0.00	4,437.63	107735
152101	CINTAS CORPORATION LOC#082	04/20/2023	Regular	0.00	19.83	107736
220258	DSHS CENTRAL LAB MC2004	04/20/2023	Regular	0.00	1,246.08	107737
400090	DXI INDUSTRIES INC	04/20/2023	Regular	0.00	150.00	107738
500946	EAGLE POINTE RECREATION COMPLEX	04/20/2023	Regular	0.00	431.00	107739
VEN01120	EASTEX ENVIRONMENTAL LABORATORY INC	04/20/2023	Regular	0.00	3,001.00	107740
500966	Ewing Irrigation Products, Inc	04/20/2023	Regular	0.00	1,044.21	107741
VEN01047	GT GOLF HOLDING INC	04/20/2023	Regular	0.00	316.03	107742
152211	HARRELLS LLC	04/20/2023	Regular	0.00	684.00	107743
VEN01127	NORTH AMERICA FIRE EQUIPMENT COMPANY INC	04/20/2023	Regular	0.00	4,040.74	107744

Check Report

Date Range: 04/01/2023 - 04/30/2023

Vendor Number	Vendor Name	Payment Date	Payment Type	Discount Amount	Payment Amount	Number
VEN01260	O'REILLY AUTO ENTERPRISES LLC	04/20/2023	Regular	0.00	375.73	107745
VEN01997	PETTY CASH - PARKS & RECREATION	04/20/2023	Regular	0.00	-74.61	107746
VEN01997	PETTY CASH - PARKS & RECREATION	04/20/2023	Regular	0.00	74.61	107746
210545	SKY WONDER PYROTECHNICS LLC	04/20/2023	Regular	0.00	13,750.00	107747
210861	STRUCTURAL TECHNOLOGY INC	04/20/2023	Regular	0.00	1,358.50	107748
210878	STRYKER SALES CORPORATION	04/20/2023	Regular	0.00	11,122.71	107749
300087	TESSEI REYNOLDS	04/20/2023	Regular	0.00	357.78	107750
200065	THE BAYTOWN SUN	04/20/2023	Regular	0.00	716.04	107751
170357	THE POLICE & SHERIFFS PRESS	04/20/2023	Regular	0.00	32.60	107752
VEN01437	TOTAL ENERGY SOLUTIONS, LLC	04/20/2023	Regular	0.00	2,574.00	107753
VEN01436	TRANSUNION RISK & ALTERNATIVE DATA SOLUTIC	04/20/2023	Regular	0.00	17.60	107754
152245	ULINE INC	04/20/2023	Regular	0.00	1,421.49	107755
230563	UNIFIRST HOLDINGS INC	04/20/2023	Regular	0.00	665.78	107756
230289	USA BLUEBOOK	04/20/2023	Regular	0.00	221.40	107757
700010	VERIZON WIRELESS	04/20/2023	Regular	0.00	7,812.94	107758
210131	Victor Insurance Managers, Inc.	04/20/2023	Regular	0.00	284,738.13	107759
600275	WOLSELEY ENTERPRISES LLC	04/20/2023	Regular	0.00	371.86	107760
260250	XEROX CORPORATION	04/20/2023	Regular	0.00	147.05	107761
220303	ACUSHNET COMPANY	04/27/2023	Regular	0.00	6,977.24	107762
100692	AQUA-METRIC SALES CO	04/27/2023	Regular	0.00	530.45	107763
100838	ATCO INTERNATIONAL	04/27/2023	Regular	0.00	366.00	107764
200064	BAYTOWN SAND & CLAY	04/27/2023	Regular	0.00	4,680.00	107765
152187	BOOMTIME	04/27/2023	Regular	0.00	599.70	107766
100164	BOUND TREE MEDICAL LLC	04/27/2023	Regular	0.00	1,180.16	107767
300040	CALLAWAY GOLF SALES COMPANY	04/27/2023	Regular	0.00	5,475.87	107768
VEN02230	Canon Financial Services, Inc.	04/27/2023	Regular	0.00	6,469.24	107769
	**Void**	04/27/2023	Regular	0.00	0.00	107770
440443	DIRECTV	04/27/2023	Regular	0.00	144.99	107771
VEN01188	DOGGETT HEAVY MACHINERY SERVICES LLC	04/27/2023	Regular	0.00	105.25	107772
500946	EAGLE POINTE RECREATION COMPLEX	04/27/2023	Regular	0.00	462.28	107773
600401	FIVE STAR CLEANERS	04/27/2023	Regular	0.00	167.76	107774
152013	GEAR FOR SPORTS INC	04/27/2023	Regular	0.00	255.02	107775
VEN01516	GREATER HOUSTON FOOTBALL COACHES ASSOCI	04/27/2023	Regular	0.00	25,000.00	107776
VEN01047	GT GOLF HOLDING INC	04/27/2023	Regular	0.00	1,897.07	107777
800001	H & H TRACTOR AND LAWN EQUIPMENT	04/27/2023	Regular	0.00	143.00	107778
152352	LESLIE KYLE PARIS-GUESS	04/27/2023	Regular	0.00	247.00	107779
VEN02271	Lollie Houchins	04/27/2023	Regular	0.00	448.00	107780
VEN01260	O'REILLY AUTO ENTERPRISES LLC	04/27/2023	Regular	0.00	395.33	107781
170054	PATTERSON VETERINARY	04/27/2023	Regular	0.00	111.57	107782
300455	PETTY CASH - EPRC/EPGC	04/27/2023	Regular	0.00	74.61	107783
210157	SCOTT STEPHENS & ASSOCIATES INC	04/27/2023	Regular	0.00	2,250.00	107784
220012	TAYLOR MADE GOLF COMPANY INC	04/27/2023	Regular	0.00	2,007.43	107785
VEN01319	Texas Pride Utilities, LLC	04/27/2023	Regular	0.00	77,520.00	107786
VEN01437	TOTAL ENERGY SOLUTIONS, LLC	04/27/2023	Regular	0.00	9,530.00	107787
900500	TYLER TECHNOLOGIES	04/27/2023	Regular	0.00	268.70	107788
230563	UNIFIRST HOLDINGS INC	04/27/2023	Regular	0.00	818.35	107789
200876	VISTA OUTDOOR SALES INC - BUSHNELL	04/27/2023	Regular	0.00	2,498.01	107790
250402	WILDLIFE REVEALED	04/27/2023	Regular	0.00	1,000.00	107791
600275	WOLSELEY ENTERPRISES LLC	04/27/2023	Regular	0.00	2,470.48	107792
250650	WOWCO EQUIPMENT CO	04/27/2023	Regular	0.00	7,448.49	107793
100319	AFLAC	04/06/2023	Bank Draft	0.00	12.75	DFT0003094
100319	AFLAC	04/06/2023	Bank Draft	0.00	94.51	DFT0003095
VEN01266	DATAPATH INC	04/06/2023	Bank Draft	0.00	5,335.18	DFT0003096
VEN01178	Tx Child Support SDU	04/06/2023	Bank Draft	0.00	306.92	DFT0003097
VEN01178	Tx Child Support SDU	04/06/2023	Bank Draft	0.00	281.54	DFT0003098
800615	HOLLISTER, AUBREY DENICE	04/06/2023	Bank Draft	0.00	92.31	DFT0003099
220255	TEXAS MUNICIPAL RETIREMENT SYSTEM	04/06/2023	Bank Draft	0.00	108,424.81	DFT0003100
VEN01178	Tx Child Support SDU	04/06/2023	Bank Draft	0.00	90.00	DFT0003101
VEN01178	Tx Child Support SDU	04/06/2023	Bank Draft	0.00	340.15	DFT0003102
VEN01178	Tx Child Support SDU	04/06/2023	Bank Draft	0.00	217.85	DFT0003103
VEN01178	Tx Child Support SDU	04/06/2023	Bank Draft	0.00	242.31	DFT0003104

Check Report

Date Range: 04/01/2023 - 04/30/2023

Vendor Number	Vendor Name	Payment Date	Payment Type	Discount Amount	Payment Amount	Number
VEN01280	DEPARTMENT OF CHILDREN AND FAMILY SERVICI	04/06/2023	Bank Draft	0.00	186.46	DFT0003105
VEN01280	DEPARTMENT OF CHILDREN AND FAMILY SERVICI	04/06/2023	Bank Draft	0.00	155.08	DFT0003106
VEN01178	Tx Child Support SDU	04/06/2023	Bank Draft	0.00	648.92	DFT0003107
VEN01280	DEPARTMENT OF CHILDREN AND FAMILY SERVICI	04/06/2023	Bank Draft	0.00	111.54	DFT0003108
VEN01178	Tx Child Support SDU	04/06/2023	Bank Draft	0.00	251.54	DFT0003109
VEN01280	DEPARTMENT OF CHILDREN AND FAMILY SERVICI	04/06/2023	Bank Draft	0.00	346.15	DFT0003110
400026	IRS	04/06/2023	Bank Draft	0.00	64,566.30	DFT0003111
400026	IRS	04/06/2023	Bank Draft	0.00	43,613.84	DFT0003112
400026	IRS	04/06/2023	Bank Draft	0.00	15,100.28	DFT0003113
100319	AFLAC	04/21/2023	Bank Draft	0.00	12.75	DFT0003114
100319	AFLAC	04/21/2023	Bank Draft	0.00	94.51	DFT0003115
VEN01266	DATAPATH INC	04/21/2023	Bank Draft	0.00	5,210.18	DFT0003116
VEN01178	Tx Child Support SDU	04/21/2023	Bank Draft	0.00	306.92	DFT0003117
VEN01178	Tx Child Support SDU	04/21/2023	Bank Draft	0.00	281.54	DFT0003118
800615	HOLLISTER, AUBREY DENICE	04/21/2023	Bank Draft	0.00	92.31	DFT0003119
220255	TEXAS MUNICIPAL RETIREMENT SYSTEM	04/21/2023	Bank Draft	0.00	110,853.10	DFT0003120
VEN01178	Tx Child Support SDU	04/21/2023	Bank Draft	0.00	90.00	DFT0003121
VEN01178	Tx Child Support SDU	04/21/2023	Bank Draft	0.00	340.15	DFT0003122
VEN01178	Tx Child Support SDU	04/21/2023	Bank Draft	0.00	217.85	DFT0003123
VEN01178	Tx Child Support SDU	04/21/2023	Bank Draft	0.00	242.31	DFT0003124
VEN01280	DEPARTMENT OF CHILDREN AND FAMILY SERVICI	04/21/2023	Bank Draft	0.00	186.46	DFT0003125
VEN01280	DEPARTMENT OF CHILDREN AND FAMILY SERVICI	04/21/2023	Bank Draft	0.00	155.08	DFT0003126
VEN01178	Tx Child Support SDU	04/21/2023	Bank Draft	0.00	648.92	DFT0003127
VEN01280	DEPARTMENT OF CHILDREN AND FAMILY SERVICI	04/21/2023	Bank Draft	0.00	111.54	DFT0003128
VEN01178	Tx Child Support SDU	04/21/2023	Bank Draft	0.00	251.54	DFT0003129
VEN01280	DEPARTMENT OF CHILDREN AND FAMILY SERVICI	04/21/2023	Bank Draft	0.00	346.15	DFT0003130
400026	IRS	04/21/2023	Bank Draft	0.00	66,587.20	DFT0003131
400026	IRS	04/21/2023	Bank Draft	0.00	45,401.23	DFT0003132
400026	IRS	04/21/2023	Bank Draft	0.00	15,572.70	DFT0003133

Bank Code PC Summary

Payment Type	Payable Count	Payment Count	Discount	Payment
Regular Checks	260	133	0.00	723,783.66
Manual Checks	0	0	0.00	0.00
Voided Checks	0	3	0.00	-74.61
Bank Drafts	40	40	0.00	487,420.88
EFT's	431	212	0.00	2,023,059.14
	<b>731</b>	<b>388</b>	<b>0.00</b>	<b>3,234,189.07</b>

### All Bank Codes Check Summary

Payment Type	Payable Count	Payment Count	Discount	Payment
Regular Checks	260	133	0.00	723,783.66
Manual Checks	0	0	0.00	0.00
Voided Checks	0	3	0.00	-74.61
Bank Drafts	40	40	0.00	487,420.88
EFT's	431	212	0.00	2,023,059.14
	<b>731</b>	<b>388</b>	<b>0.00</b>	<b>3,234,189.07</b>

### Fund Summary

Fund	Name	Period	Amount
990	POOLED CASH	4/2023	3,234,189.07
			<b>3,234,189.07</b>



# Check Report By Vendor Name

Payment Dates 4/1/2023 - 4/30/2023

Payable Number	Post Date	Description (Item)	Payment Number	Amount
<b>Vendor: 190070 - RANDLE LAW OFFICE LTD LLP</b>				
04690	04/20/2023	General-invoice 04690	13783	14,535.00
04691	04/20/2023	Invoice 04691 Toasted Yolk	13783	909.00
04692	04/20/2023	Invoice 04692 Permit Lit	13783	159.00
04693	04/20/2023	Invoice 04693 Urban Constr.	13783	8,725.00
04694	04/20/2023	Invoice 04694 Municipal Prosec...	13783	1,035.00
04695	04/20/2023	Invoice 04695 Tax Abatements	13783	336.00
04696	04/20/2023	Invoice 04696 ORR	13783	67.50
04697	04/20/2023	Invoice 04697 P&Z	13783	1,327.50
04698	04/20/2023	Invoice 04698 Annexations	13783	112.50
04699	04/20/2023	Invoice 04699 -15 Acres Condm.	13783	79.50
<b>Vendor 190070 - RANDLE LAW OFFICE LTD LLP Total:</b>				<b>27,286.00</b>
<b>Grand Total:</b>				<b>27,286.00</b>

# Report Summary

## Fund Summary

Fund	Payment Amount
101 - GENERAL FUND	<u>27,286.00</u>
<b>Grand Total:</b>	<b>27,286.00</b>

## Account Summary

Account Number	Account Name	Payment Amount
101-410-5311.000	CITY ATTORNEY	24,652.00
101-413-5311.000	CITY ATTORNEY	1,035.00
101-415-5311.000	CITY ATTORNEY	<u>1,599.00</u>
<b>Grand Total:</b>		<b>27,286.00</b>

## Project Account Summary

Project Account Key	Payment Amount
**None**	<u>27,286.00</u>
<b>Grand Total:</b>	<b>27,286.00</b>

## **Section 3:**

# **DEBT SUMMARY**



## Debt Summary

As of: April 30, 2023

Series	Fund #	Issuance	Outstanding Debt			Interest Rate	Term	Payoff Date	Bond Rating	Purchaser
			Principal	Interest	Total					
2014	408	\$ 13,000,000	2,985,000	86,713	\$ 3,071,713	2.1912%	10 year	August 2024	Aa3	Robert W. Baird & Co, Inc.
2015	410	\$ 11,870,000	4,050,000	168,131	\$ 4,218,131	2.3299%	10 year	August 2025	Aa3	Morgan Stanley
2016	411	\$ 12,200,000	5,455,000	337,263	\$ 5,792,263	1.5003%	10 year	August 2026	Aa3	Hutchinson, Shockey, Erley & Co.
2017	413	\$ 13,515,000	11,860,000	3,116,984	\$ 14,976,984	2.9703%	20 year	August 2037	Aa3	Robert W. Baird & Co, Inc.
2017A	414	\$ 7,180,000	3,580,000	389,800	\$ 3,969,800	1.9790%	10 year	August 2027	Aa3	Raymond James & Associates, Inc.
2019	415	\$ 27,155,000	24,195,000	7,424,450	\$ 31,619,450	2.6679%	20 year	August 2039	Aa2	Robert W. Baird & Co, Inc.
2020	416	\$ 20,930,000	19,470,000	5,260,275	\$ 24,730,275	1.8252%	20 year	August 2040	Aa2	FHN Financial Capital Markets
2022A	422	\$ 9,270,000	9,270,000	4,714,475	\$ 13,984,475	3.5508%	20 year	August 2042	Aa1	FHN Financial Capital Markets
2022B	422	\$ 725,000	725,000	77,683	\$ 802,683	3.7069%	4 year	August 2026	Aa1	FHN Financial Capital Markets
		\$ 115,845,000	81,590,000	21,575,774	\$ 103,165,774					

**Bond Counsel:** Norton Rose Fulbright US LLP  
**Financial Advisor:** Hilltop Securities Inc.  
**Paying Agent:** The Bank of New York Mellon Trust Company

# Section 4:

## BOND UPDATE



**2015 Certificate of Obligation (Fund 36/410)**  
**\$11,870,000**

**April 30, 2023**

		<b>Cash Deposit</b>	12,500,000.00		
		<b>Transfer In</b>	59,701.93		
		<b>Transfer Out</b>	(3,473,217.14)		
		<b>Interest Earned</b>	111,250.23	0.89%	
		<b>Total Cash</b>	9,197,735.02		
		<b>Expenditures to</b>			
<b>Acct. Code</b>	<b>Project #</b>	<b>Project Description</b>	<b>Budget</b>	<b>Date</b>	
<b>Bond Balance</b>					
601-5911.000	DR-005	Hackberry Regional Detention	823,274.80	823,274.80	-
602-5921.000	RD-005	Street Resurfacing - Phase I (Old River)	4,538,480.74	4,538,480.74	-
604-5912.000	WA-004	Sanitary Rehab along Hwy. 146	28,565.49	28,565.49	-
605-5912.000	SS-001	Rehab Wastewater Treatment Plant	1,230,121.10	1,230,121.10	-
630-5921.000	RD-006	Grand Parkway	27,000.00	27,000.00	-
631-5931.000	FC-027	City Hall - New Building	1,164,325.00	1,164,325.00	-
631-5931.010	FC-027.1	Council Chambers/Court	312,551.98	312,551.98	-
632-5911.000	WA-008	Aerator/Perry Well and Tower Rehab	57,164.50	57,164.50	-
770-5959.000	DR-006	Cotton Bayou Channel	102,558.43	102,558.43	-
490-52xx.000		Salaries (18/19 and 19/20)	912,575.13	912,575.13	-
			9,196,617.17	9,196,617.17	-
		<b>Remaining Cash:</b>	<b>1,117.85</b>	<b>1,117.85</b>	<b>1,117.85</b>
				1,117.85	-

**2019 Certificate of Obligation (Fund 415)**  
**\$27,155,000**

**April 30, 2023**

		<b>Cash Deposit</b>	28,750,606.06		
		<b>Transfer In</b>	-		
		<b>Capital Contributions</b>	119,910.00		
		<b>Transfer Out</b>	-		
		<b>Interest Earned</b>	596,935.76	2.08%	
		<b>Total Cash</b>	29,467,451.82		
		<b>Expenditures to</b>			
<b>Acct. Code</b>	<b>Project #</b>	<b>Project Description</b>	<b>Budget</b>	<b>Date</b>	
<b>Bond Balance</b>					
610-5911.000	DR-014	Hackberry Pond Excavation (old wetlands) - PART 3	715,515.00	715,515.00	-
624-5921.000	RD-020	Langston Phase 2	5,174,745.14	5,174,745.14	-
625-5921.000	RD-021	Perry Avenue Extension 1409 to 565 two lanes PART 1	4,818,769.18	4,818,769.18	-
626-5912.000	SS-002	Wastewater Treatment Plant Phase II	3,675,096.22	3,675,096.22	-
626-5912.010	SS-002	Wastewater Treatment Plant - SCADA	146,081.10	146,081.10	-
631-5931.000	FC-027	City Hall - New Building (PART 1)	7,376,327.37	7,319,349.62	56,977.75
631-5931.010	FC-027.1	Council Chambers/Court	4,538,184.13	4,538,184.13	-
633-5912.000	WA-007	12" Waterline - Magnolia Landing to Langston Blvd	290,580.99	290,580.99	-
635-5931.000	FC-035	Fire SubStation 2 - PART 1	212,379.99	212,379.99	-
635-5931.010	FC-054	New Fire Station	1,498,000.00	1,484,885.24	13,114.76
490-52xx.000		Salaries (20/21) - Salaries	548,787.18	548,787.18	-
490-52xx.000		Salaries (21/22) - Salaries	468,608.73	468,608.73	-
			29,463,075.03	29,392,982.52	70,092.51
		<b>Remaining Cash:</b>	<b>74,469.30</b>	<b>74,469.30</b>	<b>4,376.79</b>
				74,469.30	-



### 2020 Certificate of Obligation (Fund 416)

**\$20,930,000**

**April 30, 2023**

		<b>Cash Deposit</b>	23,001,087.09		
		<b>Transfer In</b>	4,442.71		
		<b>Capital Contributions</b>	-		
		<b>Transfer Out</b>	-		
		<b>Interest Earned</b>	350,873.14	1.53%	
		<b>Total Cash</b>	23,356,402.94		
Acct. Code	Project #	Project Description	Budget	Expenditures to Date	Bond Balance
610-5911.000	FC-040	Hackberry Detention and Park - Phase 2	1,457,290.70	1,384,089.30	73,201.40
624-5921.000	RD-020	Langston Phase 2	677,335.84	677,335.84	-
625-5921.000	RD-021	Perry Avenue Extension 1409 to 565 two lanes PART 2	1,761,618.44	1,761,618.44	-
628-5921.000	RD-024	Street Resurf. Phase V (Cherry Point & Colony)	5,746,485.99	5,709,133.01	37,352.98
630-5921.000	RD-006	Grand Parkway PART 2	261,000.00	-	261,000.00
631-5931.000	FC-027	City Hall - New Building PART 2	8,444,894.70	8,435,585.98	9,308.72
634-5921.000	RD-026	Perry Ave. fr WWTP to FM 1409 two lanes to four	337,615.07	337,615.07	-
906-5313.000	EN-006	I-10 Gateway Enhancements	128,000.00	103,320.59	24,679.41
636-5912.000	WA-013	Asbestos Waterline on Eagle Dr	226,210.00	226,210.00	-
635-5931.010	FC-054	New Fire Station	4,163,000.00	4,163,000.00	-
			23,203,450.74	22,797,908.23	405,542.51
			<b>Remaining Cash:</b>	<b>558,494.71</b>	152,952.20
				558,494.71	-

### 2022 Certificate of Obligation (Fund 422)

**\$9,995,000.00**

**April 30, 2023**

		<b>Cash Deposit</b>	10,510,922.48		
		<b>Transfer In</b>	543.71		
		<b>Capital Contributions</b>	-		
		<b>Transfer Out</b>	-		
		<b>Interest Earned</b>	106,825.12	1%	
		<b>Total Cash</b>	10,618,291.31		
Acct. Code	Project #	Project Description	Budget	Expenditures to Date	Bond Balance
610-5911.001	FC-063	Hackberry Park (Dog Park)	250,000.00		250,000.00
626-5912.002	SS-007	WWTP Phase III Design	1,000,000.00		1,000,000.00
635-5931.010	FC-054	New Fire Station	3,638,000.00	26,227.18	3,611,772.82
643-5911.000	FC	Temporary Parking Lot Upgrade - City Park	450,000.00		450,000.00
643-5915.000	FC-056	Joe Mathews Park Grant Funded (Budget)	800,000.00		800,000.00
643-5916.000	FC-045	Cherry Point Park - Playground Equipment and Basketball Court	350,000.00	187,251.40	162,748.60
646-5912.000	UT-010	MB Link - Neighborhood Upgrades (Riceland and New Sub.)	700,000.00		700,000.00
646-5912.002	UT-011	MB Link - Router Upgrades (U6X Router Upgrades)	200,258.57	200,258.57	-
646-5912.003	UT-012	MB Link - 100G Upgrade (Data Center Upgrade MB Link)	1,000,000.00	1,000,000.00	-
646-5912.004	UT-013	MB Link - Switches (Network Switches for City Upgrades)	110,000.00	23,893.23	86,106.77
647-5912.000	WA-014	New Water Well	2,059,200.00		2,059,200.00
			10,557,458.57	1,437,630.38	9,119,828.19
			<b>Remaining Cash:</b>	<b>9,180,660.93</b>	60,832.74
				9,180,660.93	-

## **Section 5:**

# **INVESTMENT REPORT**



**City of Mont Belvieu  
Portfolio Management  
Portfolio Summary  
April 30, 2023**

TCG Advisors, a HUB Intl Co  
900 S Capital of Texas Hwy  
350  
Austin, TX 78746  
(512)600-5200

Investments	Par Value	Market Value	Book Value	% of Portfolio	Term	Days to Maturity	YTM 365 Equiv.
Federal Agency Coupon Securities	2,000,000.00	1,904,856.00	1,999,740.48	1.80	1,456	399	0.513
Treasury Coupon Securities	8,130,000.00	8,059,349.63	8,098,052.12	7.28	359	103	3.413
Treasury Discounts -Amortizing	20,378,000.00	20,258,753.24	20,265,351.44	18.22	169	43	4.722
Municipal Bonds	7,280,000.00	7,194,394.60	7,450,237.57	6.70	1,268	319	0.691
Investment Pools	58,765,162.50	58,765,162.50	58,765,162.50	52.83	1	1	4.809
Cash Insured Accounts	11,160,564.90	11,160,564.90	11,160,564.90	10.03	1	1	4.946
Checking Accounts	3,490,538.10	3,490,538.10	3,490,538.10	3.14	1	1	0.989
	<b>111,204,265.50</b>	<b>110,833,618.97</b>	<b>111,229,647.11</b>	<b>100.00%</b>	<b>169</b>	<b>45</b>	<b>4.232</b>
<b>Investments</b>							
<b>Cash and Accrued Interest</b>							
Accrued Interest at Purchase		0.00	0.00				
Ending Accrued Interest		96,748.55	96,748.55				
Subtotal		96,748.55	96,748.55				
<b>Total Cash and Investments Value</b>	<b>111,204,265.50</b>	<b>110,930,367.52</b>	<b>111,326,395.66</b>		<b>169</b>	<b>45</b>	<b>4.232</b>

Total Earnings	April 30 Month Ending	Fiscal Year To Date
Current Year	385,891.74	1,576,004.52

This report is presented in accordance with the Texas Government Code Title 10 Section 2256.023. The below signed hereby certify that, to the best of their knowledge on the date this report was created, the City of Mont Belvieu is in compliance with the provisions of the Government Code 2256 and with the stated policies and strategies of the City of Mont Belvieu.

Brian Winningham      05/17/2023  
 Brian Winningham, City Manager

Judy Harrington      05/16/2023  
 Judy Harrington, Accounting Manager



**City of Mont Belvieu  
Fund 101 - General Operating  
Investments by Fund  
April 30, 2023**

TCG Advisors, a HUB Intl Co  
900 S Capital of Texas Hwy  
350  
Austin, TX 78746  
(512)600-5200

CUSIP	Investment #	Issuer	Purchase Date	Book Value	Par Value	Market Value	Current Rate	YTM 360	YTM 365	Maturity Date	Days To Maturity
<b>Federal Agency Coupon Securities</b>											
3134GVD47	10131	Federal National Mortgage Asso	06/08/2020	999,870.24	1,000,000.00	952,428.00	0.500	0.505	0.512	06/03/2024	399
<b>Subtotal and Average</b>				<b>999,870.24</b>	<b>1,000,000.00</b>	<b>952,428.00</b>		<b>0.506</b>	<b>0.513</b>		<b>399</b>
<b>Treasury Coupon Securities</b>											
9128284U1	10234	US Treasury	07/29/2022	649,709.75	650,000.00	647,562.50	2.625	2.860	2.900	06/30/2023	60
9128284S6	10236	US Treasury	07/29/2022	644,918.47	645,000.00	643,891.37	2.750	2.870	2.910	05/31/2023	30
91282CCN9	10265	US Treasury	10/04/2022	957,405.83	967,000.00	954,761.36	0.125	4.152	4.210	07/31/2023	91
<b>Subtotal and Average</b>				<b>2,252,034.05</b>	<b>2,262,000.00</b>	<b>2,246,215.23</b>		<b>3.412</b>	<b>3.460</b>		<b>64</b>
<b>Treasury Discounts -Amortizing</b>											
912796W47	10268	US Treasury	11/21/2022	2,315,125.19	2,320,000.00	2,315,190.41	4.452	4.620	4.684	05/18/2023	17
912796W47	10272	US Treasury	11/30/2022	815,274.61	817,000.00	815,306.28	4.479	4.640	4.704	05/18/2023	17
912796ZE2	10275	US Treasury	12/09/2022	534,336.78	535,000.00	534,366.88	4.474	4.623	4.688	05/11/2023	10
912796CW7	10276	US Treasury	01/04/2023	811,897.78	812,000.00	811,903.78	4.541	4.673	4.738	05/02/2023	1
912796Y37	10281	US Treasury	02/15/2023	301,231.68	305,000.00	300,962.29	4.733	4.908	4.976	08/03/2023	94
912796Y37	10283	US Treasury	02/07/2023	681,558.95	690,000.00	680,865.50	4.692	4.870	4.937	08/03/2023	94
912796Y37	10286	US Treasury	03/02/2023	755,435.85	765,000.00	754,872.62	4.796	4.964	5.033	08/03/2023	94
912796CS6	10314	US Treasury	03/31/2023	652,035.48	665,000.00	651,672.27	4.686	4.879	4.947	09/28/2023	150
<b>Subtotal and Average</b>				<b>6,866,896.32</b>	<b>6,909,000.00</b>	<b>6,865,140.03</b>		<b>4.729</b>	<b>4.795</b>		<b>46</b>
<b>Municipal Bonds</b>											
194740PF7	10123	Collin Cty TX Ref	07/29/2020	1,001,928.57	1,000,000.00	967,260.00	0.867	0.611	0.620	02/15/2024	290
639319NL2	10204	Freddie Mac Medium Term Note	10/08/2020	411,384.78	400,000.00	400,060.00	5.000	2.627	2.664	08/15/2024	472
639319NK4	10205	Freddie Mac Medium Term Note	10/08/2020	389,965.23	385,000.00	384,872.95	5.000	0.493	0.500	08/15/2024	106
44244CB55	10134	Houston Texas Utility System	07/01/2020	500,004.00	500,000.00	488,545.00	0.732	0.750	0.761	11/15/2023	198
844725UR0	10197	Navasota ISD-Txbl Ref	10/08/2020	248,236.28	245,000.00	245,031.85	5.000	0.395	0.400	08/15/2023	106
844725US8	10198	Navasota ISD-Txbl Ref	10/08/2020	517,776.77	490,000.00	491,043.70	5.000	0.542	0.550	08/15/2024	472
743600P51	10200	Prosper ISD	10/14/2020	500,005.91	500,000.00	483,405.00	0.549	0.569	0.577	02/15/2024	290
780869VT7	10192	Royse City A Ref	10/08/2020	1,732,765.76	1,675,000.00	1,677,395.25	5.000	0.572	0.580	02/15/2024	290
806640E53	10127	Schertz-Etc TX ISD GO	08/27/2020	455,005.47	455,000.00	440,617.45	0.554	0.539	0.546	02/01/2024	276
815853SZ0	10199	Seguin-Txbl-Ref	10/28/2020	762,056.80	730,000.00	723,013.90	4.000	0.578	0.586	08/15/2024	472
<b>Subtotal and Average</b>				<b>6,519,129.57</b>	<b>6,380,000.00</b>	<b>6,301,245.10</b>		<b>0.706</b>	<b>0.716</b>		<b>311</b>

**Fund 101 - General Operating  
Investments by Fund  
April 30, 2023**

CUSIP	Investment #	Issuer	Purchase Date	Book Value	Par Value	Market Value	Current Rate	YTM 360	YTM 365	Maturity Days To Date
<b>Investment Pools</b>										
TXPOOL361	10111	TexPool	07/01/2020	17,422,323.65	17,422,323.65	17,422,323.65	4.798	4.732	4.798	1
TXSTAR790	10315	TexSTAR	03/01/2023	1,346,179.46	1,346,179.46	1,346,179.46	4.829	4.763	4.829	1
<b>Subtotal and Average</b>				<b>18,768,503.11</b>	<b>18,768,503.11</b>	<b>18,768,503.11</b>		<b>4.735</b>	<b>4.801</b>	<b>1</b>
<b>Cash Insured Accounts</b>										
CSMM	10185	Charles Schwab MONEY MARKET	07/01/2020	11,729.07	11,729.07	11,729.07	4.330	4.270	4.330	1
1000157	10140	Nex Bank	07/01/2020	2,332,871.17	2,332,871.17	2,332,871.17	5.000	4.931	5.000	1
<b>Subtotal and Average</b>				<b>2,344,600.24</b>	<b>2,344,600.24</b>	<b>2,344,600.24</b>		<b>4.928</b>	<b>4.997</b>	<b>1</b>
<b>Checking Accounts</b>										
7087471	10118	Prosperity Bank	07/01/2020	883.80	883.80	883.80	2.220	2.189	2.220	1
100710996	10153	Prosperity Bank	08/01/2020	1,080,676.92	1,080,676.92	1,080,676.92	1.000	0.986	1.000	1
<b>Subtotal and Average</b>				<b>1,081,560.72</b>	<b>1,081,560.72</b>	<b>1,081,560.72</b>		<b>0.987</b>	<b>1.001</b>	<b>1</b>
<b>Total Investments and Average</b>				<b>38,832,594.25</b>	<b>38,745,664.07</b>	<b>38,559,692.43</b>		<b>3.779</b>	<b>3.832</b>	<b>75</b>

**Fund 201 - Occupancy Fund  
Investments by Fund  
April 30, 2023**

CUSIP	Investment #	Issuer	Purchase Date	Book Value	Par Value	Market Value	Current Rate	YTM 360	YTM 365	Maturity Days To Date Maturity
<b>Investment Pools</b>										
TXPOOL361	10290	TexPool	02/14/2023	84,697.62	84,697.62	84,697.62	4.798	4.732	4.798	1
<b>Subtotal and Average</b>				<b>84,697.62</b>	<b>84,697.62</b>	<b>84,697.62</b>		<b>4.733</b>	<b>4.798</b>	<b>1</b>
<b>Checking Accounts</b>										
100710996	10154	Prosperity Bank	08/01/2020	19,198.88	19,198.88	19,198.88	1.000	0.986	1.000	1
<b>Subtotal and Average</b>				<b>19,198.88</b>	<b>19,198.88</b>	<b>19,198.88</b>		<b>0.986</b>	<b>1.000</b>	<b>1</b>
<b>Total Investments and Average</b>				<b>103,896.50</b>	<b>103,896.50</b>	<b>103,896.50</b>		<b>4.040</b>	<b>4.096</b>	<b>1</b>

**Fund 203 - Court Security  
Investments by Fund  
April 30, 2023**

CUSIP	Investment #	Issuer	Purchase Date	Book Value	Par Value	Market Value	Current Rate	YTM 360	YTM 365	Maturity Days To Date Maturity
<b>Investment Pools</b>										
TXPOOL361	10291	TexPool	02/14/2023	63,992.96	63,992.96	63,992.96	4.798	4.732	4.798	1
<b>Subtotal and Average</b>				<b>63,992.96</b>	<b>63,992.96</b>	<b>63,992.96</b>		<b>4.733</b>	<b>4.798</b>	<b>1</b>
<b>Checking Accounts</b>										
100710996	10155	Prosperity Bank	08/01/2020	1,167.87	1,167.87	1,167.87	1.000	0.986	1.000	1
<b>Subtotal and Average</b>				<b>1,167.87</b>	<b>1,167.87</b>	<b>1,167.87</b>		<b>0.986</b>	<b>1.000</b>	<b>1</b>
<b>Total Investments and Average</b>				<b>65,160.83</b>	<b>65,160.83</b>	<b>65,160.83</b>		<b>4.666</b>	<b>4.730</b>	<b>1</b>

**Fund 204 - Court Technology  
Investments by Fund  
April 30, 2023**

CUSIP	Investment #	Issuer	Purchase Date	Book Value	Par Value	Market Value	Current Rate	YTM 360	YTM 365	Maturity Days To Date Maturity
<b>Investment Pools</b>										
TXPOOL361	10292	TexPool	02/14/2023	20,393.04	20,393.04	20,393.04	4.798	4.732	4.798	1
<b>Subtotal and Average</b>				<b>20,393.04</b>	<b>20,393.04</b>	<b>20,393.04</b>		<b>4.733</b>	<b>4.798</b>	<b>1</b>
<b>Checking Accounts</b>										
100710996	10156	Prosperity Bank	08/01/2020	986.91	986.91	986.91	1.000	0.986	1.000	1
<b>Subtotal and Average</b>				<b>986.91</b>	<b>986.91</b>	<b>986.91</b>		<b>0.986</b>	<b>1.000</b>	<b>1</b>
<b>Total Investments and Average</b>				<b>21,379.95</b>	<b>21,379.95</b>	<b>21,379.95</b>		<b>4.560</b>	<b>4.623</b>	<b>1</b>

**Fund 205 - Impact Fees  
Investments by Fund  
April 30, 2023**

CUSIP	Investment #	Issuer	Purchase Date	Book Value	Par Value	Market Value	Current Rate	YTM 360	YTM 365	Maturity Days To Date Maturity
<b>Investment Pools</b>										
TXPOOL361	10293	TexPool	02/10/2023	3,488,580.46	3,488,580.46	3,488,580.46	4.798	4.732	4.798	1
<b>Subtotal and Average</b>				<b>3,488,580.46</b>	<b>3,488,580.46</b>	<b>3,488,580.46</b>		<b>4.733</b>	<b>4.798</b>	<b>1</b>
<b>Cash Insured Accounts</b>										
1000835	10145	Nex Bank	07/01/2020	0.00	0.00	0.00	0.450	0.443	0.450	1
<b>Subtotal and Average</b>				<b>0.00</b>	<b>0.00</b>	<b>0.00</b>		<b>0.000</b>	<b>0.000</b>	<b>0</b>
<b>Checking Accounts</b>										
100710996	10158	Prosperity Bank	08/01/2020	87,576.02	87,576.02	87,576.02	1.000	0.986	1.000	1
<b>Subtotal and Average</b>				<b>87,576.02</b>	<b>87,576.02</b>	<b>87,576.02</b>		<b>0.986</b>	<b>1.000</b>	<b>1</b>
<b>Total Investments and Average</b>				<b>3,576,156.48</b>	<b>3,576,156.48</b>	<b>3,576,156.48</b>		<b>4.641</b>	<b>4.705</b>	<b>1</b>

**Fund 206 - Local Truancy and Prevention**  
**Investments by Fund**  
**April 30, 2023**

CUSIP	Investment #	Issuer	Purchase Date	Book Value	Par Value	Market Value	Current Rate	YTM 360	YTM 365	Maturity Days To Date Maturity
<b>Investment Pools</b>										
TXPOOL361	10294	TexPool	02/14/2023	8,872.23	8,872.23	8,872.23	4.798	4.732	4.798	1
<b>Subtotal and Average</b>				<b>8,872.23</b>	<b>8,872.23</b>	<b>8,872.23</b>		<b>4.733</b>	<b>4.798</b>	<b>1</b>
<b>Checking Accounts</b>										
100710996	10159	Prosperity Bank	08/01/2020	1,125.31	1,125.31	1,125.31	1.000	0.986	1.000	1
<b>Subtotal and Average</b>				<b>1,125.31</b>	<b>1,125.31</b>	<b>1,125.31</b>		<b>0.986</b>	<b>1.000</b>	<b>1</b>
<b>Total Investments and Average</b>				<b>9,997.54</b>	<b>9,997.54</b>	<b>9,997.54</b>		<b>4.311</b>	<b>4.371</b>	<b>1</b>

**Fund 207 - Municipal Jury  
Investments by Fund  
April 30, 2023**

CUSIP	Investment #	Issuer	Purchase Date	Book Value	Par Value	Market Value	Current Rate	YTM 360	YTM 365	Maturity Days To Date Maturity
<b>Investment Pools</b>										
TXPOOL361	10295	TexPool	02/14/2023	139.40	139.40	139.40	4.798	4.732	4.798	1
<b>Subtotal and Average</b>				<b>139.40</b>	<b>139.40</b>	<b>139.40</b>		<b>4.733</b>	<b>4.798</b>	<b>1</b>
<b>Checking Accounts</b>										
100710996	10160	Prosperity Bank	08/01/2020	22.49	22.49	22.49	1.000	0.986	1.000	1
<b>Subtotal and Average</b>				<b>22.49</b>	<b>22.49</b>	<b>22.49</b>		<b>0.986</b>	<b>1.000</b>	<b>1</b>
<b>Total Investments and Average</b>				<b>161.89</b>	<b>161.89</b>	<b>161.89</b>		<b>4.212</b>	<b>4.271</b>	<b>1</b>

**Fund 301 - Interest & Sinking  
Investments by Fund  
April 30, 2023**

CUSIP	Investment #	Issuer	Purchase Date	Book Value	Par Value	Market Value	Current Rate	YTM 360	YTM 365	Maturity Days To Date Maturity
<b>Investment Pools</b>										
TXSTAR330	10288	TexSTAR	02/09/2023	8,847,151.58	8,847,151.58	8,847,151.58	4.829	4.763	4.829	1
<b>Subtotal and Average</b>				<b>8,847,151.58</b>	<b>8,847,151.58</b>	<b>8,847,151.58</b>		<b>4.763</b>	<b>4.829</b>	<b>1</b>
<b>Cash Insured Accounts</b>										
1000843	10146	Nex Bank	07/01/2020	104,132.29	104,132.29	104,132.29	5.000	4.931	5.000	1
<b>Subtotal and Average</b>				<b>104,132.29</b>	<b>104,132.29</b>	<b>104,132.29</b>		<b>4.932</b>	<b>5.000</b>	<b>1</b>
<b>Checking Accounts</b>										
3220161	10119	Prosperity Bank	07/01/2020	50,890.56	50,890.56	50,890.56	0.250	0.246	0.250	1
9097597	10120	Prosperity Bank	07/01/2020	0.00	0.00	0.00	1.610	1.587	1.610	1
100710996	10206	Prosperity Bank	01/31/2021	0.00	0.00	0.00	1.000	0.986	1.000	1
<b>Subtotal and Average</b>				<b>50,890.56</b>	<b>50,890.56</b>	<b>50,890.56</b>		<b>0.247</b>	<b>0.250</b>	<b>1</b>
<b>Total Investments and Average</b>				<b>9,002,174.43</b>	<b>9,002,174.43</b>	<b>9,002,174.43</b>		<b>4.739</b>	<b>4.805</b>	<b>1</b>

**Fund 401 - CIP  
Investments by Fund  
April 30, 2023**

CUSIP	Investment #	Issuer	Purchase Date	Book Value	Par Value	Market Value	Current Rate	YTM 360	YTM 365	Maturity Date	Days To Maturity
<b>Federal Agency Coupon Securities</b>											
3134GVD47	10137	Federal National Mortgage Asso	06/08/2020	999,870.24	1,000,000.00	952,428.00	0.500	0.505	0.512	06/03/2024	399
<b>Subtotal and Average</b>				<b>999,870.24</b>	<b>1,000,000.00</b>	<b>952,428.00</b>		<b>0.506</b>	<b>0.513</b>		<b>399</b>
<b>Treasury Coupon Securities</b>											
9128284U1	10247	US Treasury	07/19/2022	751,444.00	752,000.00	749,180.00	2.625	3.047	3.090	06/30/2023	60
9128284S6	10249	US Treasury	07/19/2022	748,816.27	749,000.00	747,712.62	2.750	3.014	3.056	05/31/2023	30
91282CCN9	10266	US Treasury	10/04/2022	562,367.67	568,000.00	560,811.22	0.125	4.152	4.210	07/31/2023	91
<b>Subtotal and Average</b>				<b>2,062,627.94</b>	<b>2,069,000.00</b>	<b>2,057,703.84</b>		<b>3.337</b>	<b>3.383</b>		<b>57</b>
<b>Treasury Discounts -Amortizing</b>											
912796W47	10269	US Treasury	11/21/2022	1,561,712.97	1,565,000.00	1,561,755.60	4.451	4.610	4.674	05/18/2023	17
912796W47	10273	US Treasury	11/30/2022	1,528,762.86	1,532,000.00	1,528,824.01	4.478	4.640	4.704	05/18/2023	17
912796CW7	10278	US Treasury	01/04/2023	1,589,799.66	1,590,000.00	1,589,811.59	4.541	4.673	4.738	05/02/2023	1
912796Y29	10279	US Treasury	01/27/2023	533,945.07	540,000.00	533,514.11	4.649	4.826	4.893	07/27/2023	87
912796Y37	10280	US Treasury	02/15/2023	958,032.09	970,000.00	957,158.75	4.731	4.905	4.973	08/03/2023	94
912796Y37	10284	US Treasury	02/24/2023	582,620.64	590,000.00	582,189.34	4.800	4.972	5.041	08/03/2023	94
912796CS6	10313	US Treasury	03/31/2023	750,082.81	765,000.00	749,668.10	4.686	4.879	4.947	09/28/2023	150
<b>Subtotal and Average</b>				<b>7,504,956.10</b>	<b>7,552,000.00</b>	<b>7,502,921.50</b>		<b>4.738</b>	<b>4.804</b>		<b>47</b>
<b>Municipal Bonds</b>											
815853SY3	10201	Seguin-Txbl-Ref	10/28/2020	252,563.34	250,000.00	249,370.00	4.000	0.423	0.429	08/15/2023	106
815853SZ0	10202	Seguin-Txbl-Ref	10/28/2020	678,544.66	650,000.00	643,779.50	4.000	0.545	0.553	08/15/2024	472
<b>Subtotal and Average</b>				<b>931,108.00</b>	<b>900,000.00</b>	<b>893,149.50</b>		<b>0.513</b>	<b>0.520</b>		<b>372</b>
<b>Investment Pools</b>											
TXPOOL361	10296	TexPool	02/07/2023	500,339.00	500,339.00	500,339.00	4.798	4.732	4.798		1
<b>Subtotal and Average</b>				<b>500,339.00</b>	<b>500,339.00</b>	<b>500,339.00</b>		<b>4.733</b>	<b>4.798</b>		<b>1</b>
<b>Cash Insured Accounts</b>											
CSMM	10186	Charles Schwab MONEY MARKET	07/01/2020	15,165.10	15,165.10	15,165.10	4.330	4.270	4.330		1
1000253	10141	Nex Bank	07/01/2020	5,416,632.37	5,416,632.37	5,416,632.37	5.000	4.931	5.000		1
<b>Subtotal and Average</b>				<b>5,431,797.47</b>	<b>5,431,797.47</b>	<b>5,431,797.47</b>		<b>4.930</b>	<b>4.998</b>		<b>1</b>
<b>Checking Accounts</b>											
100710996	10161	Prosperity Bank	08/01/2020	456,983.49	456,983.49	456,983.49	1.000	0.986	1.000		1

**Fund 401 - CIP  
Investments by Fund  
April 30, 2023**

CUSIP	Investment #	Issuer	Purchase Date	Book Value	Par Value	Market Value	Current Rate	YTM 360	YTM 365	Maturity Days To Date Maturity
<b>Subtotal and Average</b>				456,983.49	456,983.49	456,983.49		0.986	1.000	1
<b>Total Investments and Average</b>				17,887,682.24	17,910,119.96	17,795,322.80		4.082	4.139	68

**Fund 404 - 2009 CO Construction P&S**  
**Investments by Fund**  
**April 30, 2023**

CUSIP	Investment #	Issuer	Purchase Date	Book Value	Par Value	Market Value	Current Rate	YTM 360	YTM 365	Maturity Days To Date Maturity
<b>Checking Accounts</b>										
100710996	10162	Prosperity Bank	08/01/2020	0.00	0.00	0.00	1.000	0.986	1.000	1
<b>Subtotal and Average</b>				<b>0.00</b>	<b>0.00</b>	<b>0.00</b>		<b>0.000</b>	<b>0.000</b>	<b>0</b>
<b>Total Investments and Average</b>				<b>0.00</b>	<b>0.00</b>	<b>0.00</b>		<b>0.000</b>	<b>0.000</b>	<b>0</b>

**Fund 410 - 2015 CO Construction**  
**Investments by Fund**  
**April 30, 2023**

CUSIP	Investment #	Issuer	Purchase Date	Book Value	Par Value	Market Value	Current Rate	YTM 360	YTM 365	Maturity Days To Date Maturity
<b>Checking Accounts</b>										
100710996	10163	Prosperity Bank	08/01/2020	4,767.85	4,767.85	4,767.85	1.000	0.986	1.000	1
<b>Subtotal and Average</b>				<b>4,767.85</b>	<b>4,767.85</b>	<b>4,767.85</b>		<b>0.986</b>	<b>1.000</b>	<b>1</b>
<b>Total Investments and Average</b>				<b>4,767.85</b>	<b>4,767.85</b>	<b>4,767.85</b>		<b>0.986</b>	<b>1.000</b>	<b>1</b>

**Fund 411 - 2016 CO Construction  
Investments by Fund  
April 30, 2023**

CUSIP	Investment #	Issuer	Purchase Date	Book Value	Par Value	Market Value	Current Rate	YTM 360	YTM 365	Maturity Days To Date Maturity
<b>Checking Accounts</b>										
100710996	10164	Prosperity Bank	08/01/2020	0.00	0.00	0.00	1.000	0.986	1.000	1
<b>Subtotal and Average</b>				<b>0.00</b>	<b>0.00</b>	<b>0.00</b>		<b>0.000</b>	<b>0.000</b>	<b>0</b>
<b>Total Investments and Average</b>				<b>0.00</b>	<b>0.00</b>	<b>0.00</b>		<b>0.000</b>	<b>0.000</b>	<b>0</b>

**Fund 413 - 2017 CO Construction**  
**Investments by Fund**  
**April 30, 2023**

CUSIP	Investment #	Issuer	Purchase Date	Book Value	Par Value	Market Value	Current Rate	YTM 360	YTM 365	Maturity Days To Date Maturity
<b>Investment Pools</b>										
TXSTAR171	10112	TexSTAR	07/01/2020	0.00	0.00	0.00	3.968	3.913	3.968	1
<b>Subtotal and Average</b>				<b>0.00</b>	<b>0.00</b>	<b>0.00</b>		<b>0.000</b>	<b>0.000</b>	<b>0</b>
<b>Checking Accounts</b>										
100710996	10165	Prosperity Bank	08/01/2020	0.00	0.00	0.00	1.000	0.986	1.000	1
<b>Subtotal and Average</b>				<b>0.00</b>	<b>0.00</b>	<b>0.00</b>		<b>0.000</b>	<b>0.000</b>	<b>0</b>
<b>Total Investments and Average</b>				<b>0.00</b>	<b>0.00</b>	<b>0.00</b>		<b>0.000</b>	<b>0.000</b>	<b>0</b>

**Fund 414 - 2017A CO Construction**  
**Investments by Fund**  
**April 30, 2023**

CUSIP	Investment #	Issuer	Purchase Date	Book Value	Par Value	Market Value	Current Rate	YTM 360	YTM 365	Maturity Days To Date Maturity
<b>Investment Pools</b>										
TXSTAR170	10113	TexSTAR	07/01/2020	0.00	0.00	0.00	2.853	2.814	2.853	1
<b>Subtotal and Average</b>				<b>0.00</b>	<b>0.00</b>	<b>0.00</b>		<b>0.000</b>	<b>0.000</b>	<b>0</b>
<b>Checking Accounts</b>										
100710996	10166	Prosperity Bank	08/01/2020	0.00	0.00	0.00	1.000	0.986	1.000	1
<b>Subtotal and Average</b>				<b>0.00</b>	<b>0.00</b>	<b>0.00</b>		<b>0.000</b>	<b>0.000</b>	<b>0</b>
<b>Total Investments and Average</b>				<b>0.00</b>	<b>0.00</b>	<b>0.00</b>		<b>0.000</b>	<b>0.000</b>	<b>0</b>

**Fund 415 - 2019 Construction  
Investments by Fund  
April 30, 2023**

CUSIP	Investment #	Issuer	Purchase Date	Book Value	Par Value	Market Value	Current Rate	YTM 360	YTM 365	Maturity Days To Date Maturity
<b>Investment Pools</b>										
TXPOOL361	10297	TexPool	02/06/2023	255,479.02	255,479.02	255,479.02	4.798	4.732	4.798	1
<b>Subtotal and Average</b>				<b>255,479.02</b>	<b>255,479.02</b>	<b>255,479.02</b>		<b>4.733</b>	<b>4.798</b>	<b>1</b>
<b>Cash Insured Accounts</b>										
1000079	10139	Nex Bank	07/01/2020	169,243.84	169,243.84	169,243.84	5.000	4.931	5.000	1
<b>Subtotal and Average</b>				<b>169,243.84</b>	<b>169,243.84</b>	<b>169,243.84</b>		<b>4.932</b>	<b>5.000</b>	<b>1</b>
<b>Checking Accounts</b>										
100710996	10167	Prosperity Bank	08/01/2020	0.00	0.00	0.00	1.000	0.986	1.000	1
<b>Subtotal and Average</b>				<b>0.00</b>	<b>0.00</b>	<b>0.00</b>		<b>0.000</b>	<b>0.000</b>	<b>0</b>
<b>Total Investments and Average</b>				<b>424,722.86</b>	<b>424,722.86</b>	<b>424,722.86</b>		<b>4.812</b>	<b>4.879</b>	<b>1</b>

**Fund 416 - 2020 Construction  
Investments by Fund  
April 30, 2023**

CUSIP	Investment #	Issuer	Purchase Date	Book Value	Par Value	Market Value	Current Rate	YTM 360	YTM 365	Maturity Days To Date Maturity
<b>Investment Pools</b>										
TXSTAR790	10289	TexSTAR	02/06/2023	1,180,282.44	1,180,282.44	1,180,282.44	4.829	4.763	4.829	1
<b>Subtotal and Average</b>				<b>1,180,282.44</b>	<b>1,180,282.44</b>	<b>1,180,282.44</b>		<b>4.763</b>	<b>4.829</b>	<b>1</b>
<b>Checking Accounts</b>										
100710996	10168	Prosperity Bank	08/01/2020	0.00	0.00	0.00	1.000	0.986	1.000	1
<b>Subtotal and Average</b>				<b>0.00</b>	<b>0.00</b>	<b>0.00</b>		<b>0.000</b>	<b>0.000</b>	<b>0</b>
<b>Total Investments and Average</b>				<b>1,180,282.44</b>	<b>1,180,282.44</b>	<b>1,180,282.44</b>		<b>4.763</b>	<b>4.829</b>	<b>1</b>

**Fund 422 - 2022 Construction Fund**  
**Investments by Fund**  
**April 30, 2023**

CUSIP	Investment #	Issuer	Purchase Date	Book Value	Par Value	Market Value	Current Rate	YTM 360	YTM 365	Maturity Days To Date Maturity
<b>Investment Pools</b>										
TXSTAR790	10287	TexSTAR	02/02/2023	9,095,262.81	9,095,262.81	9,095,262.81	4.829	4.763	4.829	1
<b>Subtotal and Average</b>				<b>9,095,262.81</b>	<b>9,095,262.81</b>	<b>9,095,262.81</b>		<b>4.763</b>	<b>4.829</b>	<b>1</b>
<b>Checking Accounts</b>										
100710996	10264	Prosperity Bank	08/01/2022	86,495.48	86,495.48	86,495.48	1.000	0.986	1.000	1
<b>Subtotal and Average</b>				<b>86,495.48</b>	<b>86,495.48</b>	<b>86,495.48</b>		<b>0.986</b>	<b>1.000</b>	<b>1</b>
<b>Total Investments and Average</b>				<b>9,181,758.29</b>	<b>9,181,758.29</b>	<b>9,181,758.29</b>		<b>4.727</b>	<b>4.793</b>	<b>1</b>

**Fund 501 - EP Golf Course  
Investments by Fund  
April 30, 2023**

CUSIP	Investment #	Issuer	Purchase Date	Book Value	Par Value	Market Value	Current Rate	YTM 360	YTM 365	Maturity Days To Date Maturity
<b>Investment Pools</b>										
TXPOOL361	10298	TexPool	02/14/2023	201,972.20	201,972.20	201,972.20	4.798	4.732	4.798	1
<b>Subtotal and Average</b>				<b>201,972.20</b>	<b>201,972.20</b>	<b>201,972.20</b>		<b>4.733</b>	<b>4.798</b>	<b>1</b>
<b>Checking Accounts</b>										
100710996	10169	Prosperity Bank	08/01/2020	600,864.66	600,864.66	600,864.66	1.000	0.986	1.000	1
<b>Subtotal and Average</b>				<b>600,864.66</b>	<b>600,864.66</b>	<b>600,864.66</b>		<b>0.986</b>	<b>1.000</b>	<b>1</b>
<b>Total Investments and Average</b>				<b>802,836.86</b>	<b>802,836.86</b>	<b>802,836.86</b>		<b>1.929</b>	<b>1.956</b>	<b>1</b>

**Fund 502 - EP Recreation Center  
Investments by Fund  
April 30, 2023**

CUSIP	Investment #	Issuer	Purchase Date	Book Value	Par Value	Market Value	Current Rate	YTM 360	YTM 365	Maturity Days To Date Maturity
<b>Checking Accounts</b>										
100710996	10152	Prosperity Bank	08/01/2020	25,010.90	25,010.90	25,010.90	1.000	0.986	1.000	1
<b>Subtotal and Average</b>				<b>25,010.90</b>	<b>25,010.90</b>	<b>25,010.90</b>		<b>0.986</b>	<b>1.000</b>	<b>1</b>
<b>Total Investments and Average</b>				<b>25,010.90</b>	<b>25,010.90</b>	<b>25,010.90</b>		<b>0.986</b>	<b>1.000</b>	<b>1</b>

**Fund 503 - Public Utility  
Investments by Fund  
April 30, 2023**

CUSIP	Investment #	Issuer	Purchase Date	Book Value	Par Value	Market Value	Current Rate	YTM 360	YTM 365	Maturity Days To Date Maturity
<b>Investment Pools</b>										
TXPOOL361	10299	TexPool	02/07/2023	504,930.49	504,930.49	504,930.49	4.798	4.732	4.798	1
<b>Subtotal and Average</b>				<b>504,930.49</b>	<b>504,930.49</b>	<b>504,930.49</b>		<b>4.733</b>	<b>4.798</b>	<b>1</b>
<b>Cash Insured Accounts</b>										
1000279	10143	Nex Bank	07/01/2020	2,134,603.71	2,134,603.71	2,134,603.71	5.000	4.931	5.000	1
<b>Subtotal and Average</b>				<b>2,134,603.71</b>	<b>2,134,603.71</b>	<b>2,134,603.71</b>		<b>4.932</b>	<b>5.000</b>	<b>1</b>
<b>Checking Accounts</b>										
100710996	10149	Prosperity Bank	08/01/2020	314,565.35	314,565.35	314,565.35	1.000	0.986	1.000	1
<b>Subtotal and Average</b>				<b>314,565.35</b>	<b>314,565.35</b>	<b>314,565.35</b>		<b>0.986</b>	<b>1.000</b>	<b>1</b>
<b>Total Investments and Average</b>				<b>2,954,099.55</b>	<b>2,954,099.55</b>	<b>2,954,099.55</b>		<b>4.477</b>	<b>4.540</b>	<b>1</b>

**Fund 504 - High Speed Internet System**  
**Investments by Fund**  
**April 30, 2023**

CUSIP	Investment #	Issuer	Purchase Date	Book Value	Par Value	Market Value	Current Rate	YTM 360	YTM 365	Maturity Days To Date Maturity
<b>Investment Pools</b>										
TXPOOL361	10300	TexPool	02/14/2023	1,514,791.46	1,514,791.46	1,514,791.46	4.798	4.732	4.798	1
<b>Subtotal and Average</b>				<b>1,514,791.46</b>	<b>1,514,791.46</b>	<b>1,514,791.46</b>		<b>4.733</b>	<b>4.798</b>	<b>1</b>
<b>Checking Accounts</b>										
100710996	10170	Prosperity Bank	08/01/2020	696,134.10	696,134.10	696,134.10	1.000	0.986	1.000	1
<b>Subtotal and Average</b>				<b>696,134.10</b>	<b>696,134.10</b>	<b>696,134.10</b>		<b>0.986</b>	<b>1.000</b>	<b>1</b>
<b>Total Investments and Average</b>				<b>2,210,925.56</b>	<b>2,210,925.56</b>	<b>2,210,925.56</b>		<b>3.553</b>	<b>3.602</b>	<b>1</b>

**Fund 505 - Solid Waste  
Investments by Fund  
April 30, 2023**

CUSIP	Investment #	Issuer	Purchase Date	Book Value	Par Value	Market Value	Current Rate	YTM 360	YTM 365	Maturity Days To Date Maturity
<b>Checking Accounts</b>										
100710996	10171	Prosperity Bank	08/01/2020	63,011.47	63,011.47	63,011.47	1.000	0.986	1.000	1
<b>Subtotal and Average</b>				<b>63,011.47</b>	<b>63,011.47</b>	<b>63,011.47</b>		<b>0.986</b>	<b>1.000</b>	<b>1</b>
<b>Total Investments and Average</b>				<b>63,011.47</b>	<b>63,011.47</b>	<b>63,011.47</b>		<b>0.986</b>	<b>1.000</b>	<b>1</b>

**Fund 602 - Fixed Asset Replacement Fund**  
**Investments by Fund**  
**April 30, 2023**

CUSIP	Investment #	Issuer	Purchase Date	Book Value	Par Value	Market Value	Current Rate	YTM 360	YTM 365	Maturity Date	Days To Maturity
<b>Treasury Coupon Securities</b>											
9128284X5	10260	US Treasury	07/15/2022	826,963.45	828,000.00	821,790.00	2.750	3.096	3.140	08/31/2023	122
9128285U0	10261	US Treasury	07/29/2022	833,420.01	835,000.00	822,475.00	2.625	2.880	2.920	12/31/2023	244
9128285K2	10262	US Treasury	07/29/2022	827,971.28	828,000.00	819,720.00	2.875	2.840	2.880	10/31/2023	183
91282CCN9	10267	US Treasury	10/04/2022	1,295,035.39	1,308,000.00	1,291,445.56	0.125	4.152	4.210	07/31/2023	91
<b>Subtotal and Average</b>				<b>3,783,390.13</b>	<b>3,799,000.00</b>	<b>3,755,430.56</b>		<b>3.354</b>	<b>3.401</b>		<b>151</b>
<b>Treasury Discounts -Amortizing</b>											
912796X53	10259	US Treasury	07/15/2022	853,804.93	857,000.00	851,868.71	2.986	3.090	3.132	06/15/2023	45
912796W47	10270	US Treasury	11/21/2022	2,581,565.12	2,587,000.00	2,581,636.89	4.451	4.610	4.674	05/18/2023	17
912796CW7	10277	US Treasury	01/04/2023	1,289,837.49	1,290,000.00	1,289,847.14	4.541	4.673	4.738	05/02/2023	1
912796Y37	10282	US Treasury	02/07/2023	314,116.77	318,000.00	313,790.19	4.693	4.870	4.937	08/03/2023	94
912796Y37	10285	US Treasury	02/24/2023	854,174.71	865,000.00	853,548.78	4.799	4.972	5.041	08/03/2023	94
<b>Subtotal and Average</b>				<b>5,893,499.02</b>	<b>5,917,000.00</b>	<b>5,890,691.71</b>		<b>4.470</b>	<b>4.532</b>		<b>32</b>
<b>Investment Pools</b>											
TXPOOL361	10301	TexPool	02/08/2023	11,117,243.01	11,117,243.01	11,117,243.01	4.798	4.732	4.798		1
<b>Subtotal and Average</b>				<b>11,117,243.01</b>	<b>11,117,243.01</b>	<b>11,117,243.01</b>		<b>4.733</b>	<b>4.798</b>		<b>1</b>
<b>Cash Insured Accounts</b>											
CSMM	10187	Charles Schwab MONEY MARKET	07/01/2020	868,566.70	868,566.70	868,566.70	4.330	4.270	4.330		1
1000287	10144	Nex Bank	07/01/2020	107,620.65	107,620.65	107,620.65	5.000	4.931	5.000		1
<b>Subtotal and Average</b>				<b>976,187.35</b>	<b>976,187.35</b>	<b>976,187.35</b>		<b>4.344</b>	<b>4.404</b>		<b>1</b>
<b>Checking Accounts</b>											
100710996	10172	Prosperity Bank	08/01/2020	0.00	0.00	0.00	1.000	0.986	1.000		1
<b>Subtotal and Average</b>				<b>0.00</b>	<b>0.00</b>	<b>0.00</b>		<b>0.000</b>	<b>0.000</b>		<b>0</b>
<b>Total Investments and Average</b>				<b>21,770,319.51</b>	<b>21,809,430.36</b>	<b>21,739,552.63</b>		<b>4.405</b>	<b>4.466</b>		<b>35</b>

**Fund 702 - EMS Grants & Contributions**  
**Investments by Fund**  
**April 30, 2023**

CUSIP	Investment #	Issuer	Purchase Date	Book Value	Par Value	Market Value	Current Rate	YTM 360	YTM 365	Maturity Days To Date Maturity
<b>Investment Pools</b>										
TXPOOL361	10302	TexPool	02/14/2023	0.00	0.00	0.00	4.611	4.547	4.610	1
<b>Subtotal and Average</b>				<b>0.00</b>	<b>0.00</b>	<b>0.00</b>		<b>0.000</b>	<b>0.000</b>	<b>0</b>
<b>Checking Accounts</b>										
100710996	10173	Prosperity Bank	08/01/2020	0.00	0.00	0.00	1.000	0.986	1.000	1
<b>Subtotal and Average</b>				<b>0.00</b>	<b>0.00</b>	<b>0.00</b>		<b>0.000</b>	<b>0.000</b>	<b>0</b>
<b>Total Investments and Average</b>				<b>0.00</b>	<b>0.00</b>	<b>0.00</b>		<b>0.000</b>	<b>0.000</b>	<b>0</b>

**Fund 703 - VFD Grants & Contributions**  
**Investments by Fund**  
**April 30, 2023**

CUSIP	Investment #	Issuer	Purchase Date	Book Value	Par Value	Market Value	Current Rate	YTM 360	YTM 365	Maturity Days To Date Maturity
<b>Investment Pools</b>										
TXPOOL361	10303	TexPool	02/14/2023	64,150.56	64,150.56	64,150.56	4.798	4.732	4.798	1
<b>Subtotal and Average</b>				<b>64,150.56</b>	<b>64,150.56</b>	<b>64,150.56</b>		<b>4.733</b>	<b>4.798</b>	<b>1</b>
<b>Checking Accounts</b>										
100710996	10174	Prosperity Bank	08/01/2020	0.00	0.00	0.00	1.000	0.986	1.000	1
<b>Subtotal and Average</b>				<b>0.00</b>	<b>0.00</b>	<b>0.00</b>		<b>0.000</b>	<b>0.000</b>	<b>0</b>
<b>Total Investments and Average</b>				<b>64,150.56</b>	<b>64,150.56</b>	<b>64,150.56</b>		<b>4.733</b>	<b>4.798</b>	<b>1</b>

**Fund 704 - Dedicated Parks  
Investments by Fund  
April 30, 2023**

CUSIP	Investment #	Issuer	Purchase Date	Book Value	Par Value	Market Value	Current Rate	YTM 360	YTM 365	Maturity Days To Date Maturity
<b>Investment Pools</b>										
TXPOOL361	10304	TexPool	02/14/2023	604,583.50	604,583.50	604,583.50	4.798	4.732	4.798	1
<b>Subtotal and Average</b>				<b>604,583.50</b>	<b>604,583.50</b>	<b>604,583.50</b>		<b>4.733</b>	<b>4.798</b>	<b>1</b>
<b>Checking Accounts</b>										
100710996	10175	Prosperity Bank	08/01/2020	0.00	0.00	0.00	1.000	0.986	1.000	1
<b>Subtotal and Average</b>				<b>0.00</b>	<b>0.00</b>	<b>0.00</b>		<b>0.000</b>	<b>0.000</b>	<b>0</b>
<b>Total Investments and Average</b>				<b>604,583.50</b>	<b>604,583.50</b>	<b>604,583.50</b>		<b>4.733</b>	<b>4.798</b>	<b>1</b>

**Fund 705 - Barbers Hill Veterans Memorial**  
**Investments by Fund**  
**April 30, 2023**

CUSIP	Investment #	Issuer	Purchase Date	Book Value	Par Value	Market Value	Current Rate	YTM 360	YTM 365	Maturity Days To Date Maturity
<b>Investment Pools</b>										
TXPOOL361	10305	TexPool	02/14/2023	2,298.63	2,298.63	2,298.63	4.798	4.732	4.798	1
<b>Subtotal and Average</b>				<b>2,298.63</b>	<b>2,298.63</b>	<b>2,298.63</b>		<b>4.733</b>	<b>4.798</b>	<b>1</b>
<b>Checking Accounts</b>										
100710996	10176	Prosperity Bank	08/01/2020	0.00	0.00	0.00	1.000	0.986	1.000	1
<b>Subtotal and Average</b>				<b>0.00</b>	<b>0.00</b>	<b>0.00</b>		<b>0.000</b>	<b>0.000</b>	<b>0</b>
<b>Total Investments and Average</b>				<b>2,298.63</b>	<b>2,298.63</b>	<b>2,298.63</b>		<b>4.733</b>	<b>4.798</b>	<b>1</b>

**Fund 706 - Police Grants & Contributions**  
**Investments by Fund**  
**April 30, 2023**

CUSIP	Investment #	Issuer	Purchase Date	Book Value	Par Value	Market Value	Current Rate	YTM 360	YTM 365	Maturity Days To Date Maturity
<b>Investment Pools</b>										
TXPOOL361	10306	TexPool	02/14/2023	6,404.40	6,404.40	6,404.40	4.798	4.732	4.798	1
<b>Subtotal and Average</b>				<b>6,404.40</b>	<b>6,404.40</b>	<b>6,404.40</b>		<b>4.733</b>	<b>4.798</b>	<b>1</b>
<b>Checking Accounts</b>										
100710996	10177	Prosperity Bank	08/01/2020	0.00	0.00	0.00	1.000	0.986	1.000	1
<b>Subtotal and Average</b>				<b>0.00</b>	<b>0.00</b>	<b>0.00</b>		<b>0.000</b>	<b>0.000</b>	<b>0</b>
<b>Total Investments and Average</b>				<b>6,404.40</b>	<b>6,404.40</b>	<b>6,404.40</b>		<b>4.733</b>	<b>4.798</b>	<b>1</b>

**Fund 711 - Hurricane Harvey  
Investments by Fund  
April 30, 2023**

CUSIP	Investment #	Issuer	Purchase Date	Book Value	Par Value	Market Value	Current Rate	YTM 360	YTM 365	Maturity Days To Date Maturity
<b>Investment Pools</b>										
TXPOOL361	10307	TexPool	02/14/2023	499,974.29	499,974.29	499,974.29	4.798	4.732	4.798	1
<b>Subtotal and Average</b>				<b>499,974.29</b>	<b>499,974.29</b>	<b>499,974.29</b>		<b>4.733</b>	<b>4.798</b>	<b>1</b>
<b>Checking Accounts</b>										
100710996	10178	Prosperity Bank	08/01/2020	0.00	0.00	0.00	1.000	0.986	1.000	1
<b>Subtotal and Average</b>				<b>0.00</b>	<b>0.00</b>	<b>0.00</b>		<b>0.000</b>	<b>0.000</b>	<b>0</b>
<b>Total Investments and Average</b>				<b>499,974.29</b>	<b>499,974.29</b>	<b>499,974.29</b>		<b>4.733</b>	<b>4.798</b>	<b>1</b>

**Fund 715 - Parks & Rec Grants & Contrib.**  
**Investments by Fund**  
**April 30, 2023**

CUSIP	Investment #	Issuer	Purchase Date	Book Value	Par Value	Market Value	Current Rate	YTM 360	YTM 365	Maturity Days To Date Maturity
<b>Investment Pools</b>										
TXPOOL361	10308	TexPool	02/14/2023	3,858.12	3,858.12	3,858.12	4.798	4.732	4.798	1
<b>Subtotal and Average</b>				<b>3,858.12</b>	<b>3,858.12</b>	<b>3,858.12</b>		<b>4.733</b>	<b>4.798</b>	<b>1</b>
<b>Checking Accounts</b>										
100710996	10179	Prosperity Bank	08/01/2020	0.00	0.00	0.00	1.000	0.986	1.000	1
<b>Subtotal and Average</b>				<b>0.00</b>	<b>0.00</b>	<b>0.00</b>		<b>0.000</b>	<b>0.000</b>	<b>0</b>
<b>Total Investments and Average</b>				<b>3,858.12</b>	<b>3,858.12</b>	<b>3,858.12</b>		<b>4.733</b>	<b>4.798</b>	<b>1</b>

**Fund 716 - COVID-19  
Investments by Fund  
April 30, 2023**

CUSIP	Investment #	Issuer	Purchase Date	Book Value	Par Value	Market Value	Current Rate	YTM 360	YTM 365	Maturity Days To Date Maturity
<b>Investment Pools</b>										
TXPOOL361	10309	TexPool	02/14/2023	1,654,683.69	1,654,683.69	1,654,683.69	4.798	4.732	4.798	1
<b>Subtotal and Average</b>				<b>1,654,683.69</b>	<b>1,654,683.69</b>	<b>1,654,683.69</b>		<b>4.733</b>	<b>4.798</b>	<b>1</b>
<b>Checking Accounts</b>										
100710996	10180	Prosperity Bank	08/01/2020	0.00	0.00	0.00	1.000	0.986	1.000	1
<b>Subtotal and Average</b>				<b>0.00</b>	<b>0.00</b>	<b>0.00</b>		<b>0.000</b>	<b>0.000</b>	<b>0</b>
<b>Total Investments and Average</b>				<b>1,654,683.69</b>	<b>1,654,683.69</b>	<b>1,654,683.69</b>		<b>4.733</b>	<b>4.798</b>	<b>1</b>

**Fund 717 - Laura  
Investments by Fund  
April 30, 2023**

CUSIP	Investment #	Issuer	Purchase Date	Book Value	Par Value	Market Value	Current Rate	YTM 360	YTM 365	Maturity Days To Date Maturity
<b>Checking Accounts</b>										
100710996	10211	Prosperity Bank	03/31/2021	0.00	0.00	0.00	1.000	0.986	1.000	1
<b>Subtotal and Average</b>				<b>0.00</b>	<b>0.00</b>	<b>0.00</b>		<b>0.000</b>	<b>0.000</b>	<b>0</b>
<b>Total Investments and Average</b>				<b>0.00</b>	<b>0.00</b>	<b>0.00</b>		<b>0.000</b>	<b>0.000</b>	<b>0</b>

**Fund 718 - Winter Storm  
Investments by Fund  
April 30, 2023**

CUSIP	Investment #	Issuer	Purchase Date	Book Value	Par Value	Market Value	Current Rate	YTM 360	YTM 365	Maturity Days To Date Maturity
<b>Investment Pools</b>										
TXPOOL361	10310	TexPool	02/14/2023	272,702.11	272,702.11	272,702.11	4.798	4.732	4.798	1
<b>Subtotal and Average</b>				<b>272,702.11</b>	<b>272,702.11</b>	<b>272,702.11</b>		<b>4.733</b>	<b>4.798</b>	<b>1</b>
<b>Checking Accounts</b>										
100710996	10212	Prosperity Bank	03/31/2021	0.00	0.00	0.00	1.000	0.986	1.000	1
<b>Subtotal and Average</b>				<b>0.00</b>	<b>0.00</b>	<b>0.00</b>		<b>0.000</b>	<b>0.000</b>	<b>0</b>
<b>Total Investments and Average</b>				<b>272,702.11</b>	<b>272,702.11</b>	<b>272,702.11</b>		<b>4.733</b>	<b>4.798</b>	<b>1</b>

**Fund 719 - Nicholas  
Investments by Fund  
April 30, 2023**

CUSIP	Investment #	Issuer	Purchase Date	Book Value	Par Value	Market Value	Current Rate	YTM 360	YTM 365	Maturity Days To Date Maturity
<b>Checking Accounts</b>										
100710996	10216	Prosperity Bank	09/01/2021	0.00	0.00	0.00	1.000	0.986	1.000	1
<b>Subtotal and Average</b>				<b>0.00</b>	<b>0.00</b>	<b>0.00</b>		<b>0.000</b>	<b>0.000</b>	<b>0</b>
<b>Total Investments and Average</b>				<b>0.00</b>	<b>0.00</b>	<b>0.00</b>		<b>0.000</b>	<b>0.000</b>	<b>0</b>

**Fund 720 - Animal Services**  
**Investments by Fund**  
**April 30, 2023**

CUSIP	Investment #	Issuer	Purchase Date	Book Value	Par Value	Market Value	Current Rate	YTM 360	YTM 365	Maturity Days To Date Maturity
<b>Investment Pools</b>										
TXPOOL361	10311	TexPool	02/14/2023	3,876.37	3,876.37	3,876.37	4.798	4.732	4.798	1
<b>Subtotal and Average</b>				<b>3,876.37</b>	<b>3,876.37</b>	<b>3,876.37</b>		<b>4.733</b>	<b>4.798</b>	<b>1</b>
<b>Checking Accounts</b>										
100710996	10219	Prosperity Bank	02/01/2022	176.04	176.04	176.04	1.000	0.986	1.000	1
<b>Subtotal and Average</b>				<b>176.04</b>	<b>176.04</b>	<b>176.04</b>		<b>0.986</b>	<b>1.000</b>	<b>1</b>
<b>Total Investments and Average</b>				<b>4,052.41</b>	<b>4,052.41</b>	<b>4,052.41</b>		<b>4.570</b>	<b>4.633</b>	<b>1</b>



**City of Mont Belvieu  
Summary by Type  
April 30, 2023  
Grouped by Fund**

TCG Advisors, a HUB Intl Co  
900 S Capital of Texas Hwy  
350  
Austin, TX 78746  
(512)600-5200

Security Type	Number of Investments	Par Value	Book Value	% of Portfolio	Average YTM 365	Average Days to Maturity
<b>Fund: General Operating</b>						
Cash Insured Accounts	2	2,344,600.24	2,344,600.24	2.11	4.997	1
Federal Agency Coupon Securities	1	1,000,000.00	999,870.24	0.90	0.513	399
Municipal Bonds	10	6,380,000.00	6,519,129.57	5.86	0.716	311
Checking Accounts	2	1,081,560.72	1,081,560.72	0.97	1.001	1
Investment Pools	2	18,768,503.11	18,768,503.11	16.87	4.801	1
Treasury Coupon Securities	3	2,262,000.00	2,252,034.05	2.02	3.460	65
Treasury Discounts -Amortizing	8	6,909,000.00	6,866,896.32	6.17	4.795	47
<b>Subtotal</b>	<b>28</b>	<b>38,745,664.07</b>	<b>38,832,594.25</b>	<b>34.90</b>	<b>3.832</b>	<b>75</b>
<b>Fund: Occupancy Fund</b>						
Checking Accounts	1	19,198.88	19,198.88	0.02	1.000	1
Investment Pools	1	84,697.62	84,697.62	0.08	4.798	1
<b>Subtotal</b>	<b>2</b>	<b>103,896.50</b>	<b>103,896.50</b>	<b>0.10</b>	<b>4.096</b>	<b>1</b>
<b>Fund: Court Security</b>						
Checking Accounts	1	1,167.87	1,167.87	0.00	1.000	1
Investment Pools	1	63,992.96	63,992.96	0.06	4.798	1
<b>Subtotal</b>	<b>2</b>	<b>65,160.83</b>	<b>65,160.83</b>	<b>0.06</b>	<b>4.730</b>	<b>1</b>
<b>Fund: Court Technology</b>						
Checking Accounts	1	986.91	986.91	0.00	1.000	1
Investment Pools	1	20,393.04	20,393.04	0.02	4.798	1
<b>Subtotal</b>	<b>2</b>	<b>21,379.95</b>	<b>21,379.95</b>	<b>0.02</b>	<b>4.623</b>	<b>1</b>
<b>Fund: Impact Fees</b>						
Cash Insured Accounts	1	0.00	0.00	0.00	0.000	0
Checking Accounts	1	87,576.02	87,576.02	0.08	1.000	1
Investment Pools	1	3,488,580.46	3,488,580.46	3.14	4.798	1
<b>Subtotal</b>	<b>3</b>	<b>3,576,156.48</b>	<b>3,576,156.48</b>	<b>3.22</b>	<b>4.705</b>	<b>1</b>
<b>Fund: Local Truancy and Prevention</b>						

City of Mont Belvieu  
 Summary by Type  
 April 30, 2023  
 Grouped by Fund

Security Type	Number of Investments	Par Value	Book Value	% of Portfolio	Average YTM 365	Average Days to Maturity
<b>Fund: Local Truancy and Prevention</b>						
Checking Accounts	1	1,125.31	1,125.31	0.00	1.000	1
Investment Pools	1	8,872.23	8,872.23	0.01	4.798	1
<b>Subtotal</b>	<b>2</b>	<b>9,997.54</b>	<b>9,997.54</b>	<b>0.01</b>	<b>4.371</b>	<b>1</b>
<b>Fund: Municipal Jury</b>						
Checking Accounts	1	22.49	22.49	0.00	1.000	1
Investment Pools	1	139.40	139.40	0.00	4.798	1
<b>Subtotal</b>	<b>2</b>	<b>161.89</b>	<b>161.89</b>	<b>0.00</b>	<b>4.271</b>	<b>1</b>
<b>Fund: Interest &amp; Sinking</b>						
Cash Insured Accounts	1	104,132.29	104,132.29	0.09	5.000	1
Checking Accounts	3	50,890.56	50,890.56	0.05	0.250	1
Investment Pools	1	8,847,151.58	8,847,151.58	7.95	4.829	1
<b>Subtotal</b>	<b>5</b>	<b>9,002,174.43</b>	<b>9,002,174.43</b>	<b>8.09</b>	<b>4.805</b>	<b>1</b>
<b>Fund: CIP</b>						
Cash Insured Accounts	2	5,431,797.47	5,431,797.47	4.88	4.998	1
Federal Agency Coupon Securities	1	1,000,000.00	999,870.24	0.90	0.513	399
Checking Accounts	1	456,983.49	456,983.49	0.41	1.000	1
Municipal Bonds	2	900,000.00	931,108.00	0.84	0.520	373
Investment Pools	1	500,339.00	500,339.00	0.45	4.798	1
Treasury Coupon Securities	3	2,069,000.00	2,062,627.94	1.85	3.383	58
Treasury Discounts -Amortizing	7	7,552,000.00	7,504,956.10	6.75	4.804	48
<b>Subtotal</b>	<b>17</b>	<b>17,910,119.96</b>	<b>17,887,682.24</b>	<b>16.08</b>	<b>4.139</b>	<b>69</b>
<b>Fund: 2009 CO Construction P&amp;S</b>						
Checking Accounts	1	0.00	0.00	0.00	0.000	0
<b>Subtotal</b>	<b>1</b>	<b>0.00</b>	<b>0.00</b>	<b>0.00</b>	<b>0.000</b>	<b>0</b>
<b>Fund: 2015 CO Construction</b>						
Checking Accounts	1	4,767.85	4,767.85	0.00	1.000	1
<b>Subtotal</b>	<b>1</b>	<b>4,767.85</b>	<b>4,767.85</b>	<b>0.00</b>	<b>1.000</b>	<b>1</b>
<b>Fund: 2016 CO Construction</b>						

City of Mont Belvieu  
 Summary by Type  
 April 30, 2023  
 Grouped by Fund

Security Type	Number of Investments	Par Value	Book Value	% of Portfolio	Average YTM 365	Average Days to Maturity
<b>Fund: 2016 CO Construction</b>						
Checking Accounts	1	0.00	0.00	0.00	0.000	0
<b>Subtotal</b>	<b>1</b>	<b>0.00</b>	<b>0.00</b>	<b>0.00</b>	<b>0.000</b>	<b>0</b>
<b>Fund: 2017 CO Construction</b>						
Checking Accounts	1	0.00	0.00	0.00	0.000	0
Investment Pools	1	0.00	0.00	0.00	0.000	0
<b>Subtotal</b>	<b>2</b>	<b>0.00</b>	<b>0.00</b>	<b>0.00</b>	<b>0.000</b>	<b>0</b>
<b>Fund: 2017A CO Construction</b>						
Checking Accounts	1	0.00	0.00	0.00	0.000	0
Investment Pools	1	0.00	0.00	0.00	0.000	0
<b>Subtotal</b>	<b>2</b>	<b>0.00</b>	<b>0.00</b>	<b>0.00</b>	<b>0.000</b>	<b>0</b>
<b>Fund: 2019 Construction</b>						
Cash Insured Accounts	1	169,243.84	169,243.84	0.15	5.000	1
Checking Accounts	1	0.00	0.00	0.00	0.000	0
Investment Pools	1	255,479.02	255,479.02	0.23	4.798	1
<b>Subtotal</b>	<b>3</b>	<b>424,722.86</b>	<b>424,722.86</b>	<b>0.38</b>	<b>4.879</b>	<b>1</b>
<b>Fund: 2020 Construction</b>						
Checking Accounts	1	0.00	0.00	0.00	0.000	0
Investment Pools	1	1,180,282.44	1,180,282.44	1.06	4.829	1
<b>Subtotal</b>	<b>2</b>	<b>1,180,282.44</b>	<b>1,180,282.44</b>	<b>1.06</b>	<b>4.829</b>	<b>1</b>
<b>Fund: 2022 Construction Fund</b>						
Checking Accounts	1	86,495.48	86,495.48	0.08	1.000	1
Investment Pools	1	9,095,262.81	9,095,262.81	8.18	4.829	1
<b>Subtotal</b>	<b>2</b>	<b>9,181,758.29</b>	<b>9,181,758.29</b>	<b>8.26</b>	<b>4.793</b>	<b>1</b>
<b>Fund: EP Golf Course</b>						
Checking Accounts	1	600,864.66	600,864.66	0.54	1.000	1
Investment Pools	1	201,972.20	201,972.20	0.18	4.798	1
<b>Subtotal</b>	<b>2</b>	<b>802,836.86</b>	<b>802,836.86</b>	<b>0.72</b>	<b>1.956</b>	<b>1</b>
<b>Fund: EP Recreation Center</b>						

City of Mont Belvieu  
Summary by Type  
April 30, 2023  
Grouped by Fund

Security Type	Number of Investments	Par Value	Book Value	% of Portfolio	Average YTM 365	Average Days to Maturity
<b>Fund: EP Recreation Center</b>						
Checking Accounts	1	25,010.90	25,010.90	0.02	1.000	1
<b>Subtotal</b>	<b>1</b>	<b>25,010.90</b>	<b>25,010.90</b>	<b>0.02</b>	<b>1.000</b>	<b>1</b>
<b>Fund: Public Utility</b>						
Cash Insured Accounts	1	2,134,603.71	2,134,603.71	1.92	5.000	1
Checking Accounts	1	314,565.35	314,565.35	0.28	1.000	1
Investment Pools	1	504,930.49	504,930.49	0.45	4.798	1
<b>Subtotal</b>	<b>3</b>	<b>2,954,099.55</b>	<b>2,954,099.55</b>	<b>2.65</b>	<b>4.540</b>	<b>1</b>
<b>Fund: High Speed Internet System</b>						
Checking Accounts	1	696,134.10	696,134.10	0.63	1.000	1
Investment Pools	1	1,514,791.46	1,514,791.46	1.36	4.798	1
<b>Subtotal</b>	<b>2</b>	<b>2,210,925.56</b>	<b>2,210,925.56</b>	<b>1.99</b>	<b>3.602</b>	<b>1</b>
<b>Fund: Solid Waste</b>						
Checking Accounts	1	63,011.47	63,011.47	0.06	1.000	1
<b>Subtotal</b>	<b>1</b>	<b>63,011.47</b>	<b>63,011.47</b>	<b>0.06</b>	<b>1.000</b>	<b>1</b>
<b>Fund: Fixed Asset Replacement Fund</b>						
Cash Insured Accounts	2	976,187.35	976,187.35	0.88	4.404	1
Checking Accounts	1	0.00	0.00	0.00	0.000	0
Investment Pools	1	11,117,243.01	11,117,243.01	9.99	4.798	1
Treasury Coupon Securities	4	3,799,000.00	3,783,390.13	3.40	3.401	152
Treasury Discounts -Amortizing	5	5,917,000.00	5,893,499.02	5.30	4.532	33
<b>Subtotal</b>	<b>13</b>	<b>21,809,430.36</b>	<b>21,770,319.51</b>	<b>19.57</b>	<b>4.466</b>	<b>36</b>
<b>Fund: EMS Grants &amp; Contributions</b>						
Checking Accounts	1	0.00	0.00	0.00	0.000	0
Investment Pools	1	0.00	0.00	0.00	0.000	0
<b>Subtotal</b>	<b>2</b>	<b>0.00</b>	<b>0.00</b>	<b>0.00</b>	<b>0.000</b>	<b>0</b>
<b>Fund: VFD Grants &amp; Contributions</b>						
Checking Accounts	1	0.00	0.00	0.00	0.000	0
Investment Pools	1	64,150.56	64,150.56	0.06	4.798	1

City of Mont Belvieu  
 Summary by Type  
 April 30, 2023  
 Grouped by Fund

Security Type	Number of Investments	Par Value	Book Value	% of Portfolio	Average YTM 365	Average Days to Maturity
<b>Subtotal</b>	<b>2</b>	<b>64,150.56</b>	<b>64,150.56</b>	<b>0.06</b>	<b>4.798</b>	<b>1</b>
<b>Fund: Dedicated Parks</b>						
Checking Accounts	1	0.00	0.00	0.00	0.000	0
Investment Pools	1	604,583.50	604,583.50	0.54	4.798	1
<b>Subtotal</b>	<b>2</b>	<b>604,583.50</b>	<b>604,583.50</b>	<b>0.54</b>	<b>4.798</b>	<b>1</b>
<b>Fund: Barbers Hill Veterans Memorial</b>						
Checking Accounts	1	0.00	0.00	0.00	0.000	0
Investment Pools	1	2,298.63	2,298.63	0.00	4.798	1
<b>Subtotal</b>	<b>2</b>	<b>2,298.63</b>	<b>2,298.63</b>	<b>0.00</b>	<b>4.798</b>	<b>1</b>
<b>Fund: Police Grants &amp; Contributions</b>						
Checking Accounts	1	0.00	0.00	0.00	0.000	0
Investment Pools	1	6,404.40	6,404.40	0.01	4.798	1
<b>Subtotal</b>	<b>2</b>	<b>6,404.40</b>	<b>6,404.40</b>	<b>0.01</b>	<b>4.798</b>	<b>1</b>
<b>Fund: Hurricane Harvey</b>						
Checking Accounts	1	0.00	0.00	0.00	0.000	0
Investment Pools	1	499,974.29	499,974.29	0.45	4.798	1
<b>Subtotal</b>	<b>2</b>	<b>499,974.29</b>	<b>499,974.29</b>	<b>0.45</b>	<b>4.798</b>	<b>1</b>
<b>Fund: Parks &amp; Rec Grants &amp; Contrib.</b>						
Checking Accounts	1	0.00	0.00	0.00	0.000	0
Investment Pools	1	3,858.12	3,858.12	0.00	4.798	1
<b>Subtotal</b>	<b>2</b>	<b>3,858.12</b>	<b>3,858.12</b>	<b>0.00</b>	<b>4.798</b>	<b>1</b>
<b>Fund: COVID-19</b>						
Checking Accounts	1	0.00	0.00	0.00	0.000	0
Investment Pools	1	1,654,683.69	1,654,683.69	1.49	4.798	1
<b>Subtotal</b>	<b>2</b>	<b>1,654,683.69</b>	<b>1,654,683.69</b>	<b>1.49</b>	<b>4.798</b>	<b>1</b>
<b>Fund: Laura</b>						
Checking Accounts	1	0.00	0.00	0.00	0.000	0
<b>Subtotal</b>	<b>1</b>	<b>0.00</b>	<b>0.00</b>	<b>0.00</b>	<b>0.000</b>	<b>0</b>
<b>Fund: Winter Storm</b>						

City of Mont Belvieu  
 Summary by Type  
 April 30, 2023  
 Grouped by Fund

Security Type	Number of Investments	Par Value	Book Value	% of Portfolio	Average YTM 365	Average Days to Maturity
<b>Fund: Winter Storm</b>						
Checking Accounts	1	0.00	0.00	0.00	0.000	0
Investment Pools	1	272,702.11	272,702.11	0.25	4.798	1
<b>Subtotal</b>	<b>2</b>	<b>272,702.11</b>	<b>272,702.11</b>	<b>0.25</b>	<b>4.798</b>	<b>1</b>
<b>Fund: Nicholas</b>						
Checking Accounts	1	0.00	0.00	0.00	0.000	0
<b>Subtotal</b>	<b>1</b>	<b>0.00</b>	<b>0.00</b>	<b>0.00</b>	<b>0.000</b>	<b>0</b>
<b>Fund: Animal Services</b>						
Checking Accounts	1	176.04	176.04	0.00	1.000	1
Investment Pools	1	3,876.37	3,876.37	0.00	4.798	1
<b>Subtotal</b>	<b>2</b>	<b>4,052.41</b>	<b>4,052.41</b>	<b>0.00</b>	<b>4.633</b>	<b>1</b>
<b>Total and Average</b>	<b>121</b>	<b>111,204,265.50</b>	<b>111,229,647.11</b>	<b>100.00</b>	<b>4.232</b>	<b>45</b>



**City of Mont Belvieu**  
**Cash Reconciliation Report**  
**For the Period April 1, 2023 - April 30, 2023**  
**Grouped by Fund**

TCG Advisors, a HUB Intl Co  
 900 S Capital of Texas Hwy  
 350  
 Austin, TX 78746  
 (512)600-5200

Trans. Date	Investment #	Fund	Trans. Type	Security ID	Par Value	Security Description	Maturity Date	Purchases	Interest	Redemptions	Cash
<b>General Operating</b>											
04/30/2023	10235	101	Interest	9128284L1	644,000.00	USTR 0.6M 2.75% Mat. 04/30/2023	04/30/2023	0.00	8,855.00	0.00	8,855.00
04/30/2023	10235	101	Maturity	9128284L1	644,000.00	USTR 0.6M 2.75% Mat. 04/30/2023	04/30/2023	0.00	0.00	644,000.00	644,000.00
<b>Subtotal</b>								<b>0.00</b>	<b>8,855.00</b>	<b>644,000.00</b>	<b>652,855.00</b>
<b>CIP</b>											
04/30/2023	10248	401	Interest	9128284L1	747,000.00	USTR 0.7M 2.75% Mat. 04/30/2023	04/30/2023	0.00	10,271.25	0.00	10,271.25
04/30/2023	10248	401	Maturity	9128284L1	747,000.00	USTR 0.7M 2.75% Mat. 04/30/2023	04/30/2023	0.00	0.00	747,000.00	747,000.00
<b>Subtotal</b>								<b>0.00</b>	<b>10,271.25</b>	<b>747,000.00</b>	<b>757,271.25</b>
<b>Fixed Asset Replacement Fund</b>											
04/20/2023	10258	602	Maturity	912796V48	852,000.00	USTR 0.9M 2.86% Mat. 04/20/2023	04/20/2023	0.00	0.00	852,000.00	852,000.00
04/30/2023	10262	602	Interest	9128285K2	828,000.00	USTR 0.8M 2.88% Mat. 10/31/2023	10/31/2023	0.00	11,902.50	0.00	11,902.50
<b>Subtotal</b>								<b>0.00</b>	<b>11,902.50</b>	<b>852,000.00</b>	<b>863,902.50</b>
<b>Total</b>								<b>0.00</b>	<b>31,028.75</b>	<b>2,243,000.00</b>	<b>2,274,028.75</b>



**City of Mont Belvieu**  
**Maturity Report**  
**Sorted by Maturity Date**  
**Amounts due during April 1, 2023 - April 30, 2023**

TCG Advisors, a HUB Intl Co  
 900 S Capital of Texas Hwy  
 350  
 Austin, TX 78746  
 (512)600-5200

CUSIP	Investment #	Fund	Sec. Type	Issuer	Par Value	Maturity Date	Purchase Date	Rate at Maturity	Book Value at Maturity	Interest	Maturity Proceeds	Net Income
912796V48	10258	602	ATD	USTR	852,000.00	04/20/2023	07/15/2022	2.858	852,000.00	0.00	852,000.00	0.00
9128284L1	10235	101	TRC	USTR	644,000.00	04/30/2023	07/29/2022	2.750	644,000.00	8,855.00	652,855.00	8,855.00
9128284L1	10248	401	TRC	USTR	747,000.00	04/30/2023	07/19/2022	2.750	747,000.00	10,271.25	757,271.25	10,271.25
<b>Total Maturities</b>					<b>2,243,000.00</b>				<b>2,243,000.00</b>	<b>19,126.25</b>	<b>2,262,126.25</b>	<b>19,126.25</b>



**City of Mont Belvieu**  
**Interest Earnings**  
**Sorted by Fund - Maturity Date**  
**April 1, 2023 - April 30, 2023**  
**Yield on Beginning Book Value**

TCG Advisors, a HUB Intl Co  
 900 S Capital of Texas Hwy  
 350  
 Austin, TX 78746  
 (512)600-5200

CUSIP	Investment #	Fund	Security Type	Ending Par Value	Beginning Book Value	Ending Book Value	Maturity Date	Current Rate	Annualized Yield	Adjusted Interest Earnings		
										Interest Earned	Amortization/ Accretion	Adjusted Interest Earnings
<b>Fund: General Operating</b>												
TXPOOL361	10111	101	RRP	17,422,323.65	20,029,193.45	17,422,323.65		4.798	4.233	69,681.56	0.00	69,681.56
7087471	10118	101	RR3	883.80	188,348.37	883.80		2.220	0.229	35.43	0.00	35.43
1000157	10140	101	RR2	2,332,871.17	2,323,304.78	2,332,871.17		5.000	5.010	9,566.39	0.00	9,566.39
100710996	10153	101	RR3	1,080,676.92	243,002.14	1,080,676.92		1.000	1.323	264.28	0.00	264.28
CSMM	10185	101	RR2	11,729.07	11,692.24	11,729.07		4.330	3.832	36.83	0.00	36.83
TXSTAR790	10315	101	RRP	1,346,179.46	1,003,912.47	1,346,179.46		4.829	6.448	5,320.76	0.00	5,320.76
9128284L1	10235	101	TRC	0.00	643,912.44	0.00	04/30/2023	2.750	2.944	1,418.76	87.56	1,506.32
912796CW7	10276	101	ATD	812,000.00	808,831.26	811,897.78	05/02/2023	4.541	4.613	0.00	3,066.52	3,066.52
912796ZE2	10275	101	ATD	535,000.00	532,347.11	534,336.78	05/11/2023	4.474	4.547	0.00	1,989.67	1,989.67
912796W47	10268	101	ATD	2,320,000.00	2,306,522.59	2,315,125.19	05/18/2023	4.452	4.538	0.00	8,602.60	8,602.60
912796W47	10272	101	ATD	817,000.00	812,229.80	815,274.61	05/18/2023	4.479	4.561	0.00	3,044.81	3,044.81
9128284S6	10236	101	TRC	645,000.00	644,836.93	644,918.47	05/31/2023	2.750	2.912	1,461.88	81.54	1,543.42
9128284U1	10234	101	TRC	650,000.00	649,564.63	649,709.75	06/30/2023	2.625	2.920	1,414.02	145.12	1,559.14
91282CCN9	10265	101	TRC	967,000.00	954,242.91	957,405.83	07/31/2023	0.125	4.160	100.17	3,162.92	3,263.09
912796Y37	10281	101	ATD	305,000.00	300,029.03	301,231.68	08/03/2023	4.733	4.877	0.00	1,202.65	1,202.65
912796Y37	10283	101	ATD	690,000.00	678,865.00	681,558.95	08/03/2023	4.692	4.828	0.00	2,693.95	2,693.95
912796Y37	10286	101	ATD	765,000.00	752,383.46	755,435.85	08/03/2023	4.796	4.936	0.00	3,052.39	3,052.39
844725UR0	10197	101	MUN	245,000.00	249,169.83	248,236.28	08/15/2023	5.000	0.426	1,020.83	-933.55	87.28
639319NK4	10205	101	MUN	385,000.00	391,397.51	389,965.23	08/15/2023	5.000	0.534	1,604.17	-1,432.28	171.89
912796CS6	10314	101	ATD	665,000.00	649,442.58	652,035.48	09/28/2023	4.686	4.858	0.00	2,592.90	2,592.90
44244CB55	10134	101	MUN	500,000.00	500,004.61	500,004.00	11/15/2023	0.732	0.741	305.00	-0.61	304.39
806640E53	10127	101	MUN	455,000.00	455,006.08	455,005.47	02/01/2024	0.554	0.560	210.06	-0.61	209.45
194740PF7	10123	101	MUN	1,000,000.00	1,002,132.30	1,001,928.57	02/15/2024	0.867	0.630	722.50	-203.73	518.77
780869VT7	10192	101	MUN	1,675,000.00	1,738,867.78	1,732,765.76	02/15/2024	5.000	0.614	6,979.17	-6,102.02	877.15
743600P51	10200	101	MUN	500,000.00	500,006.54	500,005.91	02/15/2024	0.549	0.555	228.75	-0.63	228.12
3134GVD47	10131	101	FAC	1,000,000.00	999,860.31	999,870.24	06/03/2024	0.500	0.519	416.67	9.93	426.60
844725US8	10198	101	MUN	490,000.00	519,572.68	517,776.77	08/15/2024	5.000	0.575	2,041.66	-1,795.91	245.75
815853SZ0	10199	101	MUN	730,000.00	764,129.44	762,056.80	08/15/2024	4.000	0.574	2,433.33	-2,072.64	360.69
639319NL2	10204	101	MUN	400,000.00	412,120.86	411,384.78	08/15/2024	5.000	2.747	1,666.66	-736.08	930.58
<b>Subtotal</b>				<b>38,745,664.07</b>	<b>41,064,929.13</b>	<b>38,832,594.25</b>			<b>3.657</b>	<b>106,928.88</b>	<b>16,454.50</b>	<b>123,383.38</b>

**City of Mont Belvieu**  
**Interest Earnings**  
**April 1, 2023 - April 30, 2023**

CUSIP	Investment #	Fund	Security Type	Ending Par Value	Beginning Book Value	Ending Book Value	Maturity Date	Current Rate	Adjusted Interest Earnings			
									Annualized Yield	Interest Earned	Amortization/ Accretion	Adjusted Interest Earnings
<b>Fund: Occupancy Fund</b>												
100710996	10154	201	RR3	19,198.88	0.00	19,198.88		1.000		4.70	0.00	4.70
TXPOOL361	10290	201	RRP	84,697.62	84,358.87	84,697.62		4.798	4.886	338.75	0.00	338.75
			<b>Subtotal</b>	<b>103,896.50</b>	<b>84,358.87</b>	<b>103,896.50</b>			<b>4.953</b>	<b>343.45</b>	<b>0.00</b>	<b>343.45</b>
<b>Fund: Court Security</b>												
100710996	10155	203	RR3	1,167.87	586.74	1,167.87		1.000	0.601	0.29	0.00	0.29
TXPOOL361	10291	203	RRP	63,992.96	63,737.02	63,992.96		4.798	4.886	255.94	0.00	255.94
			<b>Subtotal</b>	<b>65,160.83</b>	<b>64,323.76</b>	<b>65,160.83</b>			<b>4.847</b>	<b>256.23</b>	<b>0.00</b>	<b>256.23</b>
<b>Fund: Court Technology</b>												
100710996	10156	204	RR3	986.91	501.36	986.91		1.000	0.582	0.24	0.00	0.24
TXPOOL361	10292	204	RRP	20,393.04	20,311.48	20,393.04		4.798	4.885	81.56	0.00	81.56
			<b>Subtotal</b>	<b>21,379.95</b>	<b>20,812.84</b>	<b>21,379.95</b>			<b>4.782</b>	<b>81.80</b>	<b>0.00</b>	<b>81.80</b>
<b>Fund: Impact Fees</b>												
100710996	10158	205	RR3	87,576.02	14,259.28	87,576.02		1.000	1.828	21.42	0.00	21.42
TXPOOL361	10293	205	RRP	3,488,580.46	3,474,627.69	3,488,580.46		4.798	4.886	13,952.77	0.00	13,952.77
			<b>Subtotal</b>	<b>3,576,156.48</b>	<b>3,488,886.97</b>	<b>3,576,156.48</b>			<b>4.873</b>	<b>13,974.19</b>	<b>0.00</b>	<b>13,974.19</b>
<b>Fund: Local Truancy and Prevention</b>												
100710996	10159	206	RR3	1,125.31	554.45	1,125.31		1.000	0.614	0.28	0.00	0.28
TXPOOL361	10294	206	RRP	8,872.23	8,836.75	8,872.23		4.798	4.885	35.48	0.00	35.48
			<b>Subtotal</b>	<b>9,997.54</b>	<b>9,391.20</b>	<b>9,997.54</b>			<b>4.633</b>	<b>35.76</b>	<b>0.00</b>	<b>35.76</b>
<b>Fund: Municipal Jury</b>												
100710996	10160	207	RR3	22.49	11.09	22.49		1.000	1.097	0.01	0.00	0.01
TXPOOL361	10295	207	RRP	139.40	138.84	139.40		4.798	4.907	0.56	0.00	0.56
			<b>Subtotal</b>	<b>161.89</b>	<b>149.93</b>	<b>161.89</b>			<b>4.625</b>	<b>0.57</b>	<b>0.00</b>	<b>0.57</b>
<b>Fund: Interest &amp; Sinking</b>												
3220161	10119	301	RR3	50,890.56	27,321.92	50,890.56		0.250	0.378	8.48	0.00	8.48
1000843	10146	301	RR2	104,132.29	103,705.40	104,132.29		5.000	5.008	426.89	0.00	426.89
TXSTAR330	10288	301	RRP	8,847,151.58	8,812,183.30	8,847,151.58		4.829	4.828	34,968.28	0.00	34,968.28
			<b>Subtotal</b>	<b>9,002,174.43</b>	<b>8,943,210.62</b>	<b>9,002,174.43</b>			<b>4.816</b>	<b>35,403.65</b>	<b>0.00</b>	<b>35,403.65</b>
<b>Fund: CIP</b>												
1000253	10141	401	RR2	5,416,632.37	5,394,419.62	5,416,632.37		5.000	5.010	22,212.75	0.00	22,212.75
100710996	10161	401	RR3	456,983.49	0.00	456,983.49		1.000		111.76	0.00	111.76

**City of Mont Belvieu**  
**Interest Earnings**  
**April 1, 2023 - April 30, 2023**

CUSIP	Investment #	Fund	Security Type	Ending Par Value	Beginning Book Value	Ending Book Value	Maturity Date	Current Rate	Annualized Yield	Adjusted Interest Earnings		
										Interest Earned	Amortization/ Accretion	Adjusted Interest Earnings
<b>Fund: CIP</b>												
CSMM	10186	401	RR2	15,165.10	15,125.95	15,165.10		4.330	3.149	39.15	0.00	39.15
TXPOOL361	10296	401	RRP	500,339.00	522,317.41	500,339.00		4.798	4.661	2,001.13	0.00	2,001.13
9128284L1	10248	401	TRC	0.00	746,827.36	0.00	04/30/2023	2.750	3.064	1,645.67	172.64	1,818.31
912796CW7	10278	401	ATD	1,590,000.00	1,583,789.32	1,589,799.66	05/02/2023	4.541	4.617	0.00	6,010.34	6,010.34
912796W47	10269	401	ATD	1,565,000.00	1,555,912.34	1,561,712.97	05/18/2023	4.451	4.536	0.00	5,800.63	5,800.63
912796W47	10273	401	ATD	1,532,000.00	1,523,050.25	1,528,762.86	05/18/2023	4.478	4.563	0.00	5,712.61	5,712.61
9128284S6	10249	401	TRC	749,000.00	748,632.54	748,816.27	05/31/2023	2.750	3.057	1,697.59	183.73	1,881.32
9128284U1	10247	401	TRC	752,000.00	751,166.00	751,444.00	06/30/2023	2.625	3.100	1,635.91	278.00	1,913.91
912796Y29	10279	401	ATD	540,000.00	531,857.17	533,945.07	07/27/2023	4.649	4.776	0.00	2,087.90	2,087.90
91282CCN9	10266	401	TRC	568,000.00	560,510.86	562,367.67	07/31/2023	0.125	4.158	58.84	1,856.81	1,915.65
912796Y37	10280	401	ATD	970,000.00	954,212.55	958,032.09	08/03/2023	4.731	4.870	0.00	3,819.54	3,819.54
912796Y37	10284	401	ATD	590,000.00	580,265.52	582,620.64	08/03/2023	4.800	4.938	0.00	2,355.12	2,355.12
815853SY3	10201	401	MUN	250,000.00	253,302.76	252,563.34	08/15/2023	4.000	0.451	833.33	-739.42	93.91
912796CS6	10313	401	ATD	765,000.00	747,099.38	750,082.81	09/28/2023	4.686	4.859	0.00	2,983.43	2,983.43
3134GVD47	10137	401	FAC	1,000,000.00	999,860.31	999,870.24	06/03/2024	0.500	0.519	416.67	9.93	426.60
815853SZ0	10202	401	MUN	650,000.00	680,390.22	678,544.66	08/15/2024	4.000	0.574	2,166.67	-1,845.56	321.11
<b>Subtotal</b>				<b>17,910,119.96</b>	<b>18,148,739.56</b>	<b>17,887,682.24</b>			<b>4.129</b>	<b>32,819.47</b>	<b>28,685.70</b>	<b>61,505.17</b>
<b>Fund: 2015 CO Construction</b>												
100710996	10163	410	RR3	4,767.85	4,766.68	4,767.85		1.000	0.299	1.17	0.00	1.17
<b>Subtotal</b>				<b>4,767.85</b>	<b>4,766.68</b>	<b>4,767.85</b>			<b>0.299</b>	<b>1.17</b>	<b>0.00</b>	<b>1.17</b>
<b>Fund: 2019 Construction</b>												
1000079	10139	415	RR2	169,243.84	168,549.80	169,243.84		5.000	5.010	694.04	0.00	694.04
TXPOOL361	10297	415	RRP	255,479.02	268,509.16	255,479.02		4.798	4.630	1,021.80	0.00	1,021.80
<b>Subtotal</b>				<b>424,722.86</b>	<b>437,058.96</b>	<b>424,722.86</b>			<b>4.776</b>	<b>1,715.84</b>	<b>0.00</b>	<b>1,715.84</b>
<b>Fund: 2020 Construction</b>												
100710996	10168	416	RR3	0.00	174,636.51	0.00		1.000		0.01	0.00	0.01
TXSTAR790	10289	416	RRP	1,180,282.44	1,512,563.62	1,180,282.44		4.829	3.752	4,665.05	0.00	4,665.05
<b>Subtotal</b>				<b>1,180,282.44</b>	<b>1,687,200.13</b>	<b>1,180,282.44</b>			<b>3.364</b>	<b>4,665.06</b>	<b>0.00</b>	<b>4,665.06</b>
<b>Fund: 2022 Construction Fund</b>												
100710996	10264	422	RR3	86,495.48	108,392.63	86,495.48		1.000	0.237	21.15	0.00	21.15
TXSTAR790	10287	422	RRP	9,095,262.81	9,059,313.90	9,095,262.81		4.829	4.828	35,948.91	0.00	35,948.91
<b>Subtotal</b>				<b>9,181,758.29</b>	<b>9,167,706.53</b>	<b>9,181,758.29</b>			<b>4.774</b>	<b>35,970.06</b>	<b>0.00</b>	<b>35,970.06</b>

**City of Mont Belvieu**  
**Interest Earnings**  
**April 1, 2023 - April 30, 2023**

CUSIP	Investment #	Fund	Security Type	Ending Par Value	Beginning Book Value	Ending Book Value	Maturity Date	Current Rate	Annualized Yield	Adjusted Interest Earnings		
										Interest Earned	Amortization/ Accretion	Adjusted Interest Earnings
<b>Fund: EP Golf Course</b>												
100710996	10169	501	RR3	600,864.66	475,285.56	600,864.66		1.000	0.376	146.95	0.00	146.95
TXPOOL361	10298	501	RRP	201,972.20	201,164.40	201,972.20		4.798	4.886	807.80	0.00	807.80
			<b>Subtotal</b>	<b>802,836.86</b>	<b>676,449.96</b>	<b>802,836.86</b>			<b>1.717</b>	<b>954.75</b>	<b>0.00</b>	<b>954.75</b>
<b>Fund: EP Recreation Center</b>												
100710996	10152	502	RR3	25,010.90	20,394.90	25,010.90		1.000	0.365	6.12	0.00	6.12
			<b>Subtotal</b>	<b>25,010.90</b>	<b>20,394.90</b>	<b>25,010.90</b>			<b>0.365</b>	<b>6.12</b>	<b>0.00</b>	<b>6.12</b>
<b>Fund: Public Utility</b>												
1000279	10143	503	RR2	2,134,603.71	2,125,850.11	2,134,603.71		5.000	5.010	8,753.60	0.00	8,753.60
100710996	10149	503	RR3	314,565.35	239,111.52	314,565.35		1.000	0.391	76.93	0.00	76.93
TXPOOL361	10299	503	RRP	504,930.49	502,910.99	504,930.49		4.798	4.886	2,019.50	0.00	2,019.50
			<b>Subtotal</b>	<b>2,954,099.55</b>	<b>2,867,872.62</b>	<b>2,954,099.55</b>			<b>4.603</b>	<b>10,850.03</b>	<b>0.00</b>	<b>10,850.03</b>
<b>Fund: High Speed Internet System</b>												
100710996	10170	504	RR3	696,134.10	725,964.07	696,134.10		1.000	0.285	170.25	0.00	170.25
TXPOOL361	10300	504	RRP	1,514,791.46	1,508,732.97	1,514,791.46		4.798	4.886	6,058.49	0.00	6,058.49
			<b>Subtotal</b>	<b>2,210,925.56</b>	<b>2,234,697.04</b>	<b>2,210,925.56</b>			<b>3.391</b>	<b>6,228.74</b>	<b>0.00</b>	<b>6,228.74</b>
<b>Fund: Solid Waste</b>												
100710996	10171	505	RR3	63,011.47	29,889.74	63,011.47		1.000	0.627	15.41	0.00	15.41
			<b>Subtotal</b>	<b>63,011.47</b>	<b>29,889.74</b>	<b>63,011.47</b>			<b>0.627</b>	<b>15.41</b>	<b>0.00</b>	<b>15.41</b>
<b>Fund: Fixed Asset Replacement Fund</b>												
1000287	10144	602	RR2	107,620.65	107,179.33	107,620.65		5.000	5.010	441.32	0.00	441.32
CSMM	10187	602	RR2	868,566.70	16,502.14	868,566.70		4.330	4.760	64.56	0.00	64.56
TXPOOL361	10301	602	RRP	11,117,243.01	11,342,346.38	11,117,243.01		4.798	4.770	44,464.02	0.00	44,464.02
912796V48	10258	602	ATD	0.00	850,716.60	0.00	04/20/2023	2.858	2.898	0.00	1,283.40	1,283.40
912796CW7	10277	602	ATD	1,290,000.00	1,284,962.27	1,289,837.49	05/02/2023	4.541	4.616	0.00	4,875.22	4,875.22
912796W47	10270	602	ATD	2,587,000.00	2,571,974.15	2,581,565.12	05/18/2023	4.451	4.537	0.00	9,590.97	9,590.97
912796X53	10259	602	ATD	857,000.00	851,674.88	853,804.93	06/15/2023	2.986	3.043	0.00	2,130.05	2,130.05
91282CCN9	10267	602	TRC	1,308,000.00	1,290,761.34	1,295,035.39	07/31/2023	0.125	4.156	135.50	4,274.05	4,409.55
912796Y37	10282	602	ATD	318,000.00	312,877.44	314,116.77	08/03/2023	4.693	4.819	0.00	1,239.33	1,239.33
912796Y37	10285	602	ATD	865,000.00	850,719.83	854,174.71	08/03/2023	4.799	4.941	0.00	3,454.88	3,454.88
9128284X5	10260	602	TRC	828,000.00	826,708.56	826,963.45	08/31/2023	2.750	3.107	1,856.25	254.89	2,111.14
9128285K2	10262	602	TRC	828,000.00	827,966.57	827,971.28	10/31/2023	2.875	2.904	1,971.72	4.71	1,976.43
9128285U0	10261	602	TRC	835,000.00	833,225.75	833,420.01	12/31/2023	2.625	2.936	1,816.47	194.26	2,010.73
			<b>Subtotal</b>	<b>21,809,430.36</b>	<b>21,967,615.24</b>	<b>21,770,319.51</b>			<b>4.385</b>	<b>50,749.84</b>	<b>27,301.76</b>	<b>78,051.60</b>

**City of Mont Belvieu**  
**Interest Earnings**  
**April 1, 2023 - April 30, 2023**

CUSIP	Investment #	Fund	Security Type	Ending Par Value	Beginning Book Value	Ending Book Value	Maturity Date	Current Rate	Adjusted Interest Earnings			
									Annualized Yield	Interest Earned	Amortization/ Accretion	Adjusted Interest Earnings
<b>Fund: VFD Grants &amp; Contributions</b>												
TXPOOL361	10303	703	RRP	64,150.56	67,352.99	64,150.56		4.798	4.635	256.57	0.00	256.57
			<b>Subtotal</b>	<b>64,150.56</b>	<b>67,352.99</b>	<b>64,150.56</b>			<b>4.635</b>	<b>256.57</b>	<b>0.00</b>	<b>256.57</b>
<b>Fund: Dedicated Parks</b>												
TXPOOL361	10304	704	RRP	604,583.50	602,165.44	604,583.50		4.798	4.886	2,418.06	0.00	2,418.06
			<b>Subtotal</b>	<b>604,583.50</b>	<b>602,165.44</b>	<b>604,583.50</b>			<b>4.886</b>	<b>2,418.06</b>	<b>0.00</b>	<b>2,418.06</b>
<b>Fund: Barbers Hill Veterans Memorial</b>												
TXPOOL361	10305	705	RRP	2,298.63	2,289.44	2,298.63		4.798	4.884	9.19	0.00	9.19
			<b>Subtotal</b>	<b>2,298.63</b>	<b>2,289.44</b>	<b>2,298.63</b>			<b>4.884</b>	<b>9.19</b>	<b>0.00</b>	<b>9.19</b>
<b>Fund: Police Grants &amp; Contributions</b>												
TXPOOL361	10306	706	RRP	6,404.40	6,378.79	6,404.40		4.798	4.885	25.61	0.00	25.61
			<b>Subtotal</b>	<b>6,404.40</b>	<b>6,378.79</b>	<b>6,404.40</b>			<b>4.885</b>	<b>25.61</b>	<b>0.00</b>	<b>25.61</b>
<b>Fund: Hurricane Harvey</b>												
TXPOOL361	10307	711	RRP	499,974.29	497,974.62	499,974.29		4.798	4.886	1,999.67	0.00	1,999.67
			<b>Subtotal</b>	<b>499,974.29</b>	<b>497,974.62</b>	<b>499,974.29</b>			<b>4.886</b>	<b>1,999.67</b>	<b>0.00</b>	<b>1,999.67</b>
<b>Fund: Parks &amp; Rec Grants &amp; Contrib.</b>												
TXPOOL361	10308	715	RRP	3,858.12	3,842.69	3,858.12		4.798	4.885	15.43	0.00	15.43
			<b>Subtotal</b>	<b>3,858.12</b>	<b>3,842.69</b>	<b>3,858.12</b>			<b>4.885</b>	<b>15.43</b>	<b>0.00</b>	<b>15.43</b>
<b>Fund: COVID-19</b>												
TXPOOL361	10309	716	RRP	1,654,683.69	1,648,065.69	1,654,683.69		4.798	4.886	6,618.00	0.00	6,618.00
			<b>Subtotal</b>	<b>1,654,683.69</b>	<b>1,648,065.69</b>	<b>1,654,683.69</b>			<b>4.886</b>	<b>6,618.00</b>	<b>0.00</b>	<b>6,618.00</b>
<b>Fund: Winter Storm</b>												
TXPOOL361	10310	718	RRP	272,702.11	271,611.42	272,702.11		4.798	4.886	1,090.69	0.00	1,090.69
			<b>Subtotal</b>	<b>272,702.11</b>	<b>271,611.42</b>	<b>272,702.11</b>			<b>4.886</b>	<b>1,090.69</b>	<b>0.00</b>	<b>1,090.69</b>
<b>Fund: Animal Services</b>												
100710996	10219	720	RR3	176.04	0.00	176.04		1.000		0.04	0.00	0.04
TXPOOL361	10311	720	RRP	3,876.37	3,860.87	3,876.37		4.798	4.884	15.50	0.00	15.50
			<b>Subtotal</b>	<b>4,052.41</b>	<b>3,860.87</b>	<b>4,052.41</b>			<b>4.897</b>	<b>15.54</b>	<b>0.00</b>	<b>15.54</b>
			<b>Total</b>	<b>111,204,265.50</b>	<b>114,021,996.63</b>	<b>111,229,647.11</b>			<b>4.131</b>	<b>313,449.78</b>	<b>72,441.96</b>	<b>385,891.74</b>



**City of Mont Belvieu  
Amortization Schedule  
April 1, 2023 - April 30, 2023  
Sorted By Fund - Maturity Date**

TCG Advisors, a HUB Intl Co  
900 S Capital of Texas Hwy  
350  
Austin, TX 78746  
(512)600-5200

Investment #	Maturity Date	Beginning Par Value				Amounts Amortized				
Issuer	Fund	Amort. Date	Current Rate	Purchase Principal	Original Premium or Discount	Ending Book Value	And Unamortized As of 04/01/2023	Amount Amortized This Period	Amt Amortized Through 04/30/2023	Amount Unamortized Through 04/30/2023
<b>General Operating</b>										
10235 US Treasury	101	04/30/2023	644,000.00 2.750	643,169.69	-830.31	0.00	742.75 -87.56	87.56	830.31	0.00
10276 US Treasury	101	05/02/2023	812,000.00 4.541	799,938.34	-12,061.66	811,897.78	8,892.92 -3,168.74	3,066.52	11,959.44	-102.22
10275 US Treasury	101	05/11/2023	535,000.00 4.474	524,852.70	-10,147.30	534,336.78	7,494.41 -2,652.89	1,989.67	9,484.08	-663.22
10268 US Treasury	101	05/18/2023	2,320,000.00 4.452	2,268,957.91	-51,042.09	2,315,125.19	37,564.68 -13,477.41	8,602.60	46,167.28	-4,874.81
10272 US Treasury	101	05/18/2023	817,000.00 4.479	799,847.57	-17,152.43	815,274.61	12,382.23 -4,770.20	3,044.81	15,427.04	-1,725.39
10236 US Treasury	101	05/31/2023	645,000.00 2.750	644,168.36	-831.64	644,918.47	668.57 -163.07	81.54	750.11	-81.53
10234 US Treasury	101	06/30/2023	650,000.00 2.625	648,374.61	-1,625.39	649,709.75	1,190.02 -435.37	145.12	1,335.14	-290.25
10265 US Treasury	101	07/31/2023	967,000.00 0.125	935,370.86	-31,629.14	957,405.83	18,872.05 -12,757.09	3,162.92	22,034.97	-9,594.17
10281 US Treasury	101	08/03/2023	305,000.00 4.733	298,225.05	-6,774.95	301,231.68	1,803.98 -4,970.97	1,202.65	3,006.63	-3,768.32
10283 US Treasury	101	08/03/2023	690,000.00 4.692	674,105.69	-15,894.31	681,558.95	4,759.31 -11,135.00	2,693.95	7,453.26	-8,441.05
10286 US Treasury	101	08/03/2023	765,000.00 4.796	749,331.07	-15,668.93	755,435.85	3,052.39 -12,616.54	3,052.39	6,104.78	-9,564.15
10205 Freddie Mac Medium Term Note	101	08/15/2023	385,000.00 5.000	434,031.65	49,031.65	389,965.23	-42,634.14 6,397.51	-1,432.28	-44,066.42	4,965.23
10197 Navasota ISD-Txbl Ref	101	08/15/2023	245,000.00 5.000	276,958.30	31,958.30	248,236.28	-27,788.47 4,169.83	-933.55	-28,722.02	3,236.28
10314 US Treasury	101	09/28/2023	665,000.00 4.686	649,356.15	-15,643.85	652,035.48	86.43 -15,557.42	2,592.90	2,679.33	-12,964.52
10134 Houston Texas Utility System	101	11/15/2023	500,000.00 0.732	500,025.00	25.00	500,004.00	-20.39 4.61	-0.61	-21.00	4.00
10127 Schertz-Etc TX ISD GO	101	02/01/2024	455,000.00 0.554	455,025.00	25.00	455,005.47	-18.92 6.08	-0.61	-19.53	5.47
10123 Collin Cty TX Ref	101	02/15/2024	1,000,000.00 0.867	1,008,665.00	8,665.00	1,001,928.57	-6,532.70 2,132.30	-203.73	-6,736.43	1,928.57
10200 Prosper ISD	101	02/15/2024	500,000.00 0.549	500,025.00	25.00	500,005.91	-18.46 6.54	-0.63	-19.09	5.91

**City of Mont Belvieu  
Amortization Schedule  
April 1, 2023 - April 30, 2023**

Investment #	Maturity Date	Beginning Par Value				Amounts Amortized				
Issuer	Fund	Amort. Date	Current Rate	Purchase Principal	Original Premium or Discount	Ending Book Value	And Unamortized As of 04/01/2023	Amount Amortized This Period	Amt Amortized Through 04/30/2023	Amount Unamortized Through 04/30/2023
<b>General Operating</b>										
10192	101	02/15/2024	1,675,000.00	1,920,504.50	245,504.50	1,732,765.76	-181,636.72	-6,102.02	-187,738.74	57,765.76
Royse City A Ref			5.000				63,867.78			
10131	101	06/03/2024	1,000,000.00	999,525.00	-475.00	999,870.24	335.31	9.93	345.24	-129.76
Federal National Mortgage Asso			0.500				-139.69			
10204	101	08/15/2024	400,000.00	434,031.65	34,031.65	411,384.78	-21,910.79	-736.08	-22,646.87	11,384.78
Freddie Mac Medium Term Note			5.000				12,120.86			
10198	101	08/15/2024	490,000.00	573,031.00	83,031.00	517,776.77	-53,458.32	-1,795.91	-55,254.23	27,776.77
Navasota ISD-Txbl Ref			5.000				29,572.68			
10199	101	08/15/2024	730,000.00	824,443.20	94,443.20	762,056.80	-60,313.76	-2,072.64	-62,386.40	32,056.80
Seguin-Txbl-Ref			4.000				34,129.44			
			<b>Subtotal</b>	<b>17,561,963.30</b>	<b>366,963.30</b>	<b>16,637,930.18</b>	<b>-296,487.62</b>	<b>16,454.50</b>	<b>-280,033.12</b>	<b>86,930.18</b>
							<b>70,475.68</b>			
<b>CIP</b>										
10248	401	04/30/2023	747,000.00	745,303.40	-1,696.60	0.00	1,523.96	172.64	1,696.60	0.00
US Treasury			2.750				-172.64			
10278	401	05/02/2023	1,590,000.00	1,566,359.34	-23,640.66	1,589,799.66	17,429.98	6,010.34	23,440.32	-200.34
US Treasury			4.541				-6,210.68			
10269	401	05/18/2023	1,565,000.00	1,530,582.91	-34,417.09	1,561,712.97	25,329.43	5,800.63	31,130.06	-3,287.03
US Treasury			4.451				-9,087.66			
10273	401	05/18/2023	1,532,000.00	1,499,819.00	-32,181.00	1,528,762.86	23,231.25	5,712.61	28,943.86	-3,237.14
US Treasury			4.478				-8,949.75			
10249	401	05/31/2023	749,000.00	747,064.73	-1,935.27	748,816.27	1,567.81	183.73	1,751.54	-183.73
US Treasury			2.750				-367.46			
10247	401	06/30/2023	752,000.00	748,793.75	-3,206.25	751,444.00	2,372.25	278.00	2,650.25	-556.00
US Treasury			2.625				-834.00			
10279	401	07/27/2023	540,000.00	527,402.97	-12,597.03	533,945.07	4,454.20	2,087.90	6,542.10	-6,054.93
US Treasury			4.649				-8,142.83			
10266	401	07/31/2023	568,000.00	549,431.88	-18,568.12	562,367.67	11,078.98	1,856.81	12,935.79	-5,632.33
US Treasury			0.125				-7,489.14			
10280	401	08/03/2023	970,000.00	948,483.23	-21,516.77	958,032.09	5,729.32	3,819.54	9,548.86	-11,967.91
US Treasury			4.731				-15,787.45			
10284	401	08/03/2023	590,000.00	577,439.38	-12,560.62	582,620.64	2,826.14	2,355.12	5,181.26	-7,379.36
US Treasury			4.800				-9,734.48			
10201	401	08/15/2023	250,000.00	274,820.00	24,820.00	252,563.34	-21,517.24	-739.42	-22,256.66	2,563.34
Seguin-Txbl-Ref			4.000				3,302.76			
10313	401	09/28/2023	765,000.00	746,999.93	-18,000.07	750,082.81	99.45	2,983.43	3,082.88	-14,917.19
US Treasury			4.686				-17,900.62			
10137	401	06/03/2024	1,000,000.00	999,525.00	-475.00	999,870.24	335.31	9.93	345.24	-129.76
Federal National Mortgage Asso			0.500				-139.69			
10202	401	08/15/2024	650,000.00	734,096.00	84,096.00	678,544.66	-53,705.78	-1,845.56	-55,551.34	28,544.66
Seguin-Txbl-Ref			4.000				30,390.22			

**City of Mont Belvieu**  
**Amortization Schedule**  
**April 1, 2023 - April 30, 2023**

Investment #	Maturity Date	Beginning Par Value				Amounts Amortized				
Issuer	Fund	Amort. Date	Current Rate	Purchase Principal	Original Premium or Discount	Ending Book Value	And Unamortized As of 04/01/2023	Amount Amortized This Period	Amt Amortized Through 04/30/2023	Amount Unamortized Through 04/30/2023
<b>Subtotal</b>				<b>12,196,121.52</b>	<b>-71,878.48</b>	<b>11,498,562.28</b>	<b>20,755.06</b> <b>-51,123.42</b>	<b>28,685.70</b>	<b>49,440.76</b>	<b>-22,437.72</b>
<b>Fixed Asset Replacement Fund</b>										
10258 US Treasury	602	04/20/2023	852,000.00 2.858	833,154.29	-18,845.71	0.00	17,562.31 -1,283.40	1,283.40	18,845.71	0.00
10277 US Treasury	602	05/02/2023	1,290,000.00 4.541	1,270,824.14	-19,175.86	1,289,837.49	14,138.13 -5,037.73	4,875.22	19,013.35	-162.51
10270 US Treasury	602	05/18/2023	2,587,000.00 4.451	2,530,093.58	-56,906.42	2,581,565.12	41,880.57 -15,025.85	9,590.97	51,471.54	-5,434.88
10259 US Treasury	602	06/15/2023	857,000.00 2.986	833,214.46	-23,785.54	853,804.93	18,460.42 -5,325.12	2,130.05	20,590.47	-3,195.07
10267 US Treasury	602	07/31/2023	1,308,000.00 0.125	1,265,259.53	-42,740.47	1,295,035.39	25,501.81 -17,238.66	4,274.05	29,775.86	-12,964.61
10282 US Treasury	602	08/03/2023	318,000.00 4.693	310,687.96	-7,312.04	314,116.77	2,189.48 -5,122.56	1,239.33	3,428.81	-3,883.23
10285 US Treasury	602	08/03/2023	865,000.00 4.799	846,573.97	-18,426.03	854,174.71	4,145.86 -14,280.17	3,454.88	7,600.74	-10,825.29
10260 US Treasury	602	08/31/2023	828,000.00 2.750	824,499.53	-3,500.47	826,963.45	2,209.03 -1,291.44	254.89	2,463.92	-1,036.55
10262 US Treasury	602	10/31/2023	828,000.00 2.875	827,927.97	-72.03	827,971.28	38.60 -33.43	4.71	43.31	-28.72
10261 US Treasury	602	12/31/2023	835,000.00 2.625	831,632.81	-3,367.19	833,420.01	1,592.94 -1,774.25	194.26	1,787.20	-1,579.99
<b>Subtotal</b>				<b>10,373,868.24</b>	<b>-194,131.76</b>	<b>9,676,889.15</b>	<b>127,719.15</b> <b>-66,412.61</b>	<b>27,301.76</b>	<b>155,020.91</b>	<b>-39,110.85</b>
<b>Total</b>				<b>40,131,953.06</b>	<b>100,953.06</b>	<b>37,813,381.61</b>	<b>-148,013.41</b> <b>-47,060.35</b>	<b>72,441.96</b>	<b>-75,571.45</b>	<b>25,381.61</b>



**City of Mont Belvieu  
Accrued Interest  
Sorted by Fund - Maturity Date  
April 1, 2023 - April 30, 2023**

TCG Advisors, a HUB Intl Co  
900 S Capital of Texas Hwy  
350  
Austin, TX 78746  
(512)600-5200

CUSIP	Investment #	Security Type	Par Value	Maturity Date	Current Rate	* Beginning Accrued Interest	Adjusted Acc'd Int. at Purchase During Period	Interest Earned	Interest Received	* Ending Accrued Interest
<b>General Operating</b>										
TXPOOL361	10111	RRP	17,422,323.65		4.798	0.00	0.00	69,681.56	69,681.56	0.00
TXSTAR790	10315	RRP	1,346,179.46		4.829	0.00	0.00	5,320.76	5,320.76	0.00
CSMM	10185	RR2	11,729.07		4.330	0.00	0.00	36.83	36.83	0.00
1000157	10140	RR2	2,332,871.17		5.000	0.00	0.00	9,566.39	9,566.39	0.00
7087471	10118	RR3	883.80		2.220	0.00	0.00	35.43	35.43	0.00
100710996	10153	RR3	1,080,676.92		1.000	0.00	0.00	264.28	264.28	0.00
9128284L1	10235	TRC	0.00	04/30/2023	2.750	7,436.24	0.00	1,418.76	8,855.00	0.00
9128284S6	10236	TRC	645,000.00	05/31/2023	2.750	5,944.99	0.00	1,461.88	0.00	7,406.87
9128284U1	10234	TRC	650,000.00	06/30/2023	2.625	4,289.19	0.00	1,414.02	0.00	5,703.21
91282CCN9	10265	TRC	967,000.00	07/31/2023	0.125	200.35	0.00	100.17	0.00	300.52
639319NK4	10205	MUN	385,000.00	08/15/2023	5.000	2,459.72	0.00	1,604.17	0.00	4,063.89
844725UR0	10197	MUN	245,000.00	08/15/2023	5.000	1,565.28	0.00	1,020.83	0.00	2,586.11
44244CB55	10134	MUN	500,000.00	11/15/2023	0.732	1,382.67	0.00	305.00	0.00	1,687.67
806640E53	10127	MUN	455,000.00	02/01/2024	0.554	420.12	0.00	210.06	0.00	630.18
194740PF7	10123	MUN	1,000,000.00	02/15/2024	0.867	1,107.83	0.00	722.50	0.00	1,830.33
743600P51	10200	MUN	500,000.00	02/15/2024	0.549	350.75	0.00	228.75	0.00	579.50
780869VT7	10192	MUN	1,675,000.00	02/15/2024	5.000	10,701.39	0.00	6,979.17	0.00	17,680.56
3134GVD47	10131	FAC	1,000,000.00	06/03/2024	0.500	1,638.89	0.00	416.67	0.00	2,055.56
639319NL2	10204	MUN	400,000.00	08/15/2024	5.000	2,555.56	0.00	1,666.66	0.00	4,222.22
844725US8	10198	MUN	490,000.00	08/15/2024	5.000	3,130.56	0.00	2,041.66	0.00	5,172.22
815853SZ0	10199	MUN	730,000.00	08/15/2024	4.000	3,731.11	0.00	2,433.33	0.00	6,164.44
		<b>Subtotal</b>	<b>31,836,664.07</b>			<b>46,914.65</b>	<b>0.00</b>	<b>106,928.88</b>	<b>93,760.25</b>	<b>60,083.28</b>
<b>Occupancy Fund</b>										
TXPOOL361	10290	RRP	84,697.62		4.798	0.00	0.00	338.75	338.75	0.00
100710996	10154	RR3	19,198.88		1.000	0.00	0.00	4.70	4.70	0.00
		<b>Subtotal</b>	<b>103,896.50</b>			<b>0.00</b>	<b>0.00</b>	<b>343.45</b>	<b>343.45</b>	<b>0.00</b>
<b>Court Security</b>										
TXPOOL361	10291	RRP	63,992.96		4.798	0.00	0.00	255.94	255.94	0.00
100710996	10155	RR3	1,167.87		1.000	0.00	0.00	0.29	0.29	0.00
		<b>Subtotal</b>	<b>65,160.83</b>			<b>0.00</b>	<b>0.00</b>	<b>256.23</b>	<b>256.23</b>	<b>0.00</b>
<b>Court Technology</b>										
TXPOOL361	10292	RRP	20,393.04		4.798	0.00	0.00	81.56	81.56	0.00
100710996	10156	RR3	986.91		1.000	0.00	0.00	0.24	0.24	0.00

\* Beginning Accrued may not include investments that redeemed in the previous month that had outstanding accrued interest. Ending Accrued includes outstanding purchase interest.

**City of Mont Belvieu  
Accrued Interest  
Sorted by Fund - Maturity Date**

CUSIP	Investment #	Security Type	Par Value	Maturity Date	Current Rate	* Beginning Accrued Interest	Adjusted Acc'd Int. at Purchase During Period	Interest Earned	Interest Received	* Ending Accrued Interest
<b>Subtotal</b>			<b>21,379.95</b>			<b>0.00</b>	<b>0.00</b>	<b>81.80</b>	<b>81.80</b>	<b>0.00</b>
<b>Impact Fees</b>										
TXPOOL361	10293	RRP	3,488,580.46		4.798	0.00	0.00	13,952.77	13,952.77	0.00
1000835	10145	RR2	0.00		0.450	0.00	0.00	0.00	0.00	0.00
100710996	10158	RR3	87,576.02		1.000	0.00	0.00	21.42	21.42	0.00
<b>Subtotal</b>			<b>3,576,156.48</b>			<b>0.00</b>	<b>0.00</b>	<b>13,974.19</b>	<b>13,974.19</b>	<b>0.00</b>
<b>Local Truancy and Prevention</b>										
TXPOOL361	10294	RRP	8,872.23		4.798	0.00	0.00	35.48	35.48	0.00
100710996	10159	RR3	1,125.31		1.000	0.00	0.00	0.28	0.28	0.00
<b>Subtotal</b>			<b>9,997.54</b>			<b>0.00</b>	<b>0.00</b>	<b>35.76</b>	<b>35.76</b>	<b>0.00</b>
<b>Municipal Jury</b>										
TXPOOL361	10295	RRP	139.40		4.798	0.00	0.00	0.56	0.56	0.00
100710996	10160	RR3	22.49		1.000	0.00	0.00	0.01	0.01	0.00
<b>Subtotal</b>			<b>161.89</b>			<b>0.00</b>	<b>0.00</b>	<b>0.57</b>	<b>0.57</b>	<b>0.00</b>
<b>Interest &amp; Sinking</b>										
TXSTAR330	10288	RRP	8,847,151.58		4.829	0.00	0.00	34,968.28	34,968.28	0.00
1000843	10146	RR2	104,132.29		5.000	0.00	0.00	426.89	426.89	0.00
3220161	10119	RR3	50,890.56		0.250	0.00	0.00	8.48	8.48	0.00
9097597	10120	RR3	0.00		1.610	0.00	0.00	0.00	0.00	0.00
100710996	10206	RR3	0.00		1.000	0.00	0.00	0.00	0.00	0.00
<b>Subtotal</b>			<b>9,002,174.43</b>			<b>0.00</b>	<b>0.00</b>	<b>35,403.65</b>	<b>35,403.65</b>	<b>0.00</b>
<b>CIP</b>										
TXPOOL361	10296	RRP	500,339.00		4.798	0.00	0.00	2,001.13	2,001.13	0.00
CSMM	10186	RR2	15,165.10		4.330	0.00	0.00	39.15	39.15	0.00
1000253	10141	RR2	5,416,632.37		5.000	0.00	0.00	22,212.75	22,212.75	0.00
100710996	10161	RR3	456,983.49		1.000	0.00	0.00	111.76	111.76	0.00
9128284L1	10248	TRC	0.00	04/30/2023	2.750	8,625.58	0.00	1,645.67	10,271.25	0.00
9128284S6	10249	TRC	749,000.00	05/31/2023	2.750	6,903.56	0.00	1,697.59	0.00	8,601.15
9128284U1	10247	TRC	752,000.00	06/30/2023	2.625	4,962.27	0.00	1,635.91	0.00	6,598.18
91282CCN9	10266	TRC	568,000.00	07/31/2023	0.125	117.68	0.00	58.84	0.00	176.52
815853SY3	10201	MUN	250,000.00	08/15/2023	4.000	1,277.78	0.00	833.33	0.00	2,111.11
3134GVD47	10137	FAC	1,000,000.00	06/03/2024	0.500	1,638.89	0.00	416.67	0.00	2,055.56
815853SZ0	10202	MUN	650,000.00	08/15/2024	4.000	3,322.22	0.00	2,166.67	0.00	5,488.89
<b>Subtotal</b>			<b>10,358,119.96</b>			<b>26,847.98</b>	<b>0.00</b>	<b>32,819.47</b>	<b>34,636.04</b>	<b>25,031.41</b>
<b>2009 CO Construction P&amp;S</b>										
100710996	10162	RR3	0.00		1.000	0.00	0.00	0.00	0.00	0.00

\* Beginning Accrued may not include investments that redeemed in the previous month that had outstanding accrued interest. Ending Accrued includes outstanding purchase interest.

City of Mont Belvieu  
Accrued Interest  
Sorted by Fund - Maturity Date

CUSIP	Investment #	Security Type	Par Value	Maturity Date	Current Rate	* Beginning Accrued Interest	Adjusted Acc'd Int. at Purchase During Period	Interest Earned	Interest Received	* Ending Accrued Interest
<b>Subtotal</b>			<b>0.00</b>			<b>0.00</b>	<b>0.00</b>	<b>0.00</b>	<b>0.00</b>	<b>0.00</b>
<b>2015 CO Construction</b>										
100710996	10163	RR3	4,767.85		1.000	0.00	0.00	1.17	1.17	0.00
<b>Subtotal</b>			<b>4,767.85</b>			<b>0.00</b>	<b>0.00</b>	<b>1.17</b>	<b>1.17</b>	<b>0.00</b>
<b>2016 CO Construction</b>										
100710996	10164	RR3	0.00		1.000	0.00	0.00	0.00	0.00	0.00
<b>Subtotal</b>			<b>0.00</b>			<b>0.00</b>	<b>0.00</b>	<b>0.00</b>	<b>0.00</b>	<b>0.00</b>
<b>2017 CO Construction</b>										
TXSTAR171	10112	RRP	0.00		3.968	0.00	0.00	0.00	0.00	0.00
100710996	10165	RR3	0.00		1.000	0.00	0.00	0.00	0.00	0.00
<b>Subtotal</b>			<b>0.00</b>			<b>0.00</b>	<b>0.00</b>	<b>0.00</b>	<b>0.00</b>	<b>0.00</b>
<b>2017A CO Construction</b>										
TXSTAR170	10113	RRP	0.00		2.853	0.00	0.00	0.00	0.00	0.00
100710996	10166	RR3	0.00		1.000	0.00	0.00	0.00	0.00	0.00
<b>Subtotal</b>			<b>0.00</b>			<b>0.00</b>	<b>0.00</b>	<b>0.00</b>	<b>0.00</b>	<b>0.00</b>
<b>2019 Construction</b>										
TXPOOL361	10297	RRP	255,479.02		4.798	0.00	0.00	1,021.80	1,021.80	0.00
1000079	10139	RR2	169,243.84		5.000	0.00	0.00	694.04	694.04	0.00
100710996	10167	RR3	0.00		1.000	0.00	0.00	0.00	0.00	0.00
<b>Subtotal</b>			<b>424,722.86</b>			<b>0.00</b>	<b>0.00</b>	<b>1,715.84</b>	<b>1,715.84</b>	<b>0.00</b>
<b>2020 Construction</b>										
TXSTAR790	10289	RRP	1,180,282.44		4.829	0.00	0.00	4,665.05	4,665.05	0.00
100710996	10168	RR3	0.00		1.000	0.00	0.00	0.01	0.01	0.00
<b>Subtotal</b>			<b>1,180,282.44</b>			<b>0.00</b>	<b>0.00</b>	<b>4,665.06</b>	<b>4,665.06</b>	<b>0.00</b>
<b>2022 Construction Fund</b>										
TXSTAR790	10287	RRP	9,095,262.81		4.829	0.00	0.00	35,948.91	35,948.91	0.00
100710996	10264	RR3	86,495.48		1.000	0.00	0.00	21.15	21.15	0.00
<b>Subtotal</b>			<b>9,181,758.29</b>			<b>0.00</b>	<b>0.00</b>	<b>35,970.06</b>	<b>35,970.06</b>	<b>0.00</b>
<b>EP Golf Course</b>										
TXPOOL361	10298	RRP	201,972.20		4.798	0.00	0.00	807.80	807.80	0.00
100710996	10169	RR3	600,864.66		1.000	0.00	0.00	146.95	146.95	0.00
<b>Subtotal</b>			<b>802,836.86</b>			<b>0.00</b>	<b>0.00</b>	<b>954.75</b>	<b>954.75</b>	<b>0.00</b>

\* Beginning Accrued may not include investments that redeemed in the previous month that had outstanding accrued interest. Ending Accrued includes outstanding purchase interest.

**City of Mont Belvieu  
Accrued Interest  
Sorted by Fund - Maturity Date**

CUSIP	Investment #	Security Type	Par Value	Maturity Date	Current Rate	* Beginning Accrued Interest	Adjusted Acc'd Int. at Purchase During Period	Interest Earned	Interest Received	* Ending Accrued Interest
<b>EP Recreation Center</b>										
100710996	10152	RR3	25,010.90		1.000	0.00	0.00	6.12	6.12	0.00
		<b>Subtotal</b>	<b>25,010.90</b>			<b>0.00</b>	<b>0.00</b>	<b>6.12</b>	<b>6.12</b>	<b>0.00</b>
<b>Public Utility</b>										
TXPOOL361	10299	RRP	504,930.49		4.798	0.00	0.00	2,019.50	2,019.50	0.00
1000279	10143	RR2	2,134,603.71		5.000	0.00	0.00	8,753.60	8,753.60	0.00
100710996	10149	RR3	314,565.35		1.000	0.00	0.00	76.93	76.93	0.00
		<b>Subtotal</b>	<b>2,954,099.55</b>			<b>0.00</b>	<b>0.00</b>	<b>10,850.03</b>	<b>10,850.03</b>	<b>0.00</b>
<b>High Speed Internet System</b>										
TXPOOL361	10300	RRP	1,514,791.46		4.798	0.00	0.00	6,058.49	6,058.49	0.00
100710996	10170	RR3	696,134.10		1.000	0.00	0.00	170.25	170.25	0.00
		<b>Subtotal</b>	<b>2,210,925.56</b>			<b>0.00</b>	<b>0.00</b>	<b>6,228.74</b>	<b>6,228.74</b>	<b>0.00</b>
<b>Solid Waste</b>										
100710996	10171	RR3	63,011.47		1.000	0.00	0.00	15.41	15.41	0.00
		<b>Subtotal</b>	<b>63,011.47</b>			<b>0.00</b>	<b>0.00</b>	<b>15.41</b>	<b>15.41</b>	<b>0.00</b>
<b>Fixed Asset Replacement Fund</b>										
TXPOOL361	10301	RRP	11,117,243.01		4.798	0.00	0.00	44,464.02	44,464.02	0.00
CSMM	10187	RR2	868,566.70		4.330	0.00	0.00	64.56	64.56	0.00
1000287	10144	RR2	107,620.65		5.000	0.00	0.00	441.32	441.32	0.00
100710996	10172	RR3	0.00		1.000	0.00	0.00	0.00	0.00	0.00
91282CCN9	10267	TRC	1,308,000.00	07/31/2023	0.125	270.99	0.00	135.50	0.00	406.49
9128284X5	10260	TRC	828,000.00	08/31/2023	2.750	1,980.00	0.00	1,856.25	0.00	3,836.25
9128285K2	10262	TRC	828,000.00	10/31/2023	2.875	9,995.47	0.00	1,971.72	11,902.50	64.69
9128285U0	10261	TRC	835,000.00	12/31/2023	2.625	5,509.96	0.00	1,816.47	0.00	7,326.43
		<b>Subtotal</b>	<b>15,892,430.36</b>			<b>17,756.42</b>	<b>0.00</b>	<b>50,749.84</b>	<b>56,872.40</b>	<b>11,633.86</b>
<b>EMS Grants &amp; Contributions</b>										
TXPOOL361	10302	RRP	0.00		4.611	0.00	0.00	0.00	0.00	0.00
100710996	10173	RR3	0.00		1.000	0.00	0.00	0.00	0.00	0.00
		<b>Subtotal</b>	<b>0.00</b>			<b>0.00</b>	<b>0.00</b>	<b>0.00</b>	<b>0.00</b>	<b>0.00</b>
<b>VFD Grants &amp; Contributions</b>										
TXPOOL361	10303	RRP	64,150.56		4.798	0.00	0.00	256.57	256.57	0.00
100710996	10174	RR3	0.00		1.000	0.00	0.00	0.00	0.00	0.00
		<b>Subtotal</b>	<b>64,150.56</b>			<b>0.00</b>	<b>0.00</b>	<b>256.57</b>	<b>256.57</b>	<b>0.00</b>
<b>Dedicated Parks</b>										
TXPOOL361	10304	RRP	604,583.50		4.798	0.00	0.00	2,418.06	2,418.06	0.00

\* Beginning Accrued may not include investments that redeemed in the previous month that had outstanding accrued interest. Ending Accrued includes outstanding purchase interest.

City of Mont Belvieu  
Accrued Interest  
Sorted by Fund - Maturity Date

CUSIP	Investment #	Security Type	Par Value	Maturity Date	Current Rate	* Beginning Accrued Interest	Adjusted Acc'd Int. at Purchase During Period	Interest Earned	Interest Received	* Ending Accrued Interest
<b>Dedicated Parks</b>										
100710996	10175	RR3	0.00		1.000	0.00	0.00	0.00	0.00	0.00
		<b>Subtotal</b>	<b>604,583.50</b>			<b>0.00</b>	<b>0.00</b>	<b>2,418.06</b>	<b>2,418.06</b>	<b>0.00</b>
<b>Barbers Hill Veterans Memorial</b>										
TXPOOL361	10305	RRP	2,298.63		4.798	0.00	0.00	9.19	9.19	0.00
100710996	10176	RR3	0.00		1.000	0.00	0.00	0.00	0.00	0.00
		<b>Subtotal</b>	<b>2,298.63</b>			<b>0.00</b>	<b>0.00</b>	<b>9.19</b>	<b>9.19</b>	<b>0.00</b>
<b>Police Grants &amp; Contributions</b>										
TXPOOL361	10306	RRP	6,404.40		4.798	0.00	0.00	25.61	25.61	0.00
100710996	10177	RR3	0.00		1.000	0.00	0.00	0.00	0.00	0.00
		<b>Subtotal</b>	<b>6,404.40</b>			<b>0.00</b>	<b>0.00</b>	<b>25.61</b>	<b>25.61</b>	<b>0.00</b>
<b>Hurricane Harvey</b>										
TXPOOL361	10307	RRP	499,974.29		4.798	0.00	0.00	1,999.67	1,999.67	0.00
100710996	10178	RR3	0.00		1.000	0.00	0.00	0.00	0.00	0.00
		<b>Subtotal</b>	<b>499,974.29</b>			<b>0.00</b>	<b>0.00</b>	<b>1,999.67</b>	<b>1,999.67</b>	<b>0.00</b>
<b>Parks &amp; Rec Grants &amp; Contrib.</b>										
TXPOOL361	10308	RRP	3,858.12		4.798	0.00	0.00	15.43	15.43	0.00
100710996	10179	RR3	0.00		1.000	0.00	0.00	0.00	0.00	0.00
		<b>Subtotal</b>	<b>3,858.12</b>			<b>0.00</b>	<b>0.00</b>	<b>15.43</b>	<b>15.43</b>	<b>0.00</b>
<b>COVID-19</b>										
TXPOOL361	10309	RRP	1,654,683.69		4.798	0.00	0.00	6,618.00	6,618.00	0.00
100710996	10180	RR3	0.00		1.000	0.00	0.00	0.00	0.00	0.00
		<b>Subtotal</b>	<b>1,654,683.69</b>			<b>0.00</b>	<b>0.00</b>	<b>6,618.00</b>	<b>6,618.00</b>	<b>0.00</b>
<b>Laura</b>										
100710996	10211	RR3	0.00		1.000	0.00	0.00	0.00	0.00	0.00
		<b>Subtotal</b>	<b>0.00</b>			<b>0.00</b>	<b>0.00</b>	<b>0.00</b>	<b>0.00</b>	<b>0.00</b>
<b>Winter Storm</b>										
TXPOOL361	10310	RRP	272,702.11		4.798	0.00	0.00	1,090.69	1,090.69	0.00
100710996	10212	RR3	0.00		1.000	0.00	0.00	0.00	0.00	0.00
		<b>Subtotal</b>	<b>272,702.11</b>			<b>0.00</b>	<b>0.00</b>	<b>1,090.69</b>	<b>1,090.69</b>	<b>0.00</b>
<b>Nicholas</b>										
100710996	10216	RR3	0.00		1.000	0.00	0.00	0.00	0.00	0.00
		<b>Subtotal</b>	<b>0.00</b>			<b>0.00</b>	<b>0.00</b>	<b>0.00</b>	<b>0.00</b>	<b>0.00</b>

\* Beginning Accrued may not include investments that redeemed in the previous month that had outstanding accrued interest. Ending Accrued includes outstanding purchase interest.

**City of Mont Belvieu  
Accrued Interest  
Sorted by Fund - Maturity Date**

CUSIP	Investment #	Security Type	Par Value	Maturity Date	Current Rate	* Beginning Accrued Interest	Adjusted Acc'd Int. at Purchase During Period	Interest Earned	Interest Received	* Ending Accrued Interest
<b>Animal Services</b>										
TXPOOL361	10311	RRP	3,876.37		4.798	0.00	0.00	15.50	15.50	0.00
100710996	10219	RR3	176.04		1.000	0.00	0.00	0.04	0.04	0.00
		<b>Subtotal</b>	<b>4,052.41</b>			<b>0.00</b>	<b>0.00</b>	<b>15.54</b>	<b>15.54</b>	<b>0.00</b>
		<b>Total</b>	<b>90,826,265.50</b>			<b>91,519.05</b>	<b>0.00</b>	<b>313,449.78</b>	<b>308,220.28</b>	<b>96,748.55</b>

\* Beginning Accrued may not include investments that redeemed in the previous month that had outstanding accrued interest. Ending Accrued includes outstanding purchase interest.



**City of Mont Belvieu  
Inventory by Maturity Report  
April 30, 2023**

TCG Advisors, a HUB Intl Co  
900 S Capital of Texas Hwy  
350  
Austin, TX 78746  
(512)600-5200

CUSIP	Investment #	Fund	Sec. Type	Issuer	Purchase Date	Book Value	Current Rate	Maturity Date	Maturity Amount	Total Days	Par Value	YTM		Days to Maturity
												360	365	
912796CW7	10276	101	ATD	US Treasury	01/04/2023	811,897.78	4.541	05/02/2023	812,000.00	118	812,000.00	4.674	4.739	1
912796CW7	10277	602	ATD	US Treasury	01/04/2023	1,289,837.49	4.541	05/02/2023	1,290,000.00	118	1,290,000.00	4.674	4.739	1
912796CW7	10278	401	ATD	US Treasury	01/04/2023	1,589,799.66	4.541	05/02/2023	1,590,000.00	118	1,590,000.00	4.674	4.738	1
912796ZE2	10275	101	ATD	US Treasury	12/09/2022	534,336.78	4.474	05/11/2023	535,000.00	153	535,000.00	4.624	4.688	10
912796W47	10268	101	ATD	US Treasury	11/21/2022	2,315,125.19	4.452	05/18/2023	2,320,000.00	178	2,320,000.00	4.620	4.684	17
912796W47	10269	401	ATD	US Treasury	11/21/2022	1,561,712.97	4.451	05/18/2023	1,565,000.00	178	1,565,000.00	4.610	4.674	17
912796W47	10270	602	ATD	US Treasury	11/21/2022	2,581,565.12	4.451	05/18/2023	2,587,000.00	178	2,587,000.00	4.610	4.674	17
912796W47	10272	101	ATD	US Treasury	11/30/2022	815,274.61	4.479	05/18/2023	817,000.00	169	817,000.00	4.640	4.704	17
912796W47	10273	401	ATD	US Treasury	11/30/2022	1,528,762.86	4.478	05/18/2023	1,532,000.00	169	1,532,000.00	4.640	4.704	17
9128284S6	10236	101	TRC	US Treasury	07/29/2022	644,918.47	2.750	05/31/2023	645,000.00	306	645,000.00	2.870	2.910	30
9128284S6	10249	401	TRC	US Treasury	07/19/2022	748,816.27	2.750	05/31/2023	749,000.00	316	749,000.00	3.014	3.056	30
912796X53	10259	602	ATD	US Treasury	07/15/2022	853,804.93	2.986	06/15/2023	857,000.00	335	857,000.00	3.090	3.133	45
9128284U1	10234	101	TRC	US Treasury	07/29/2022	649,709.75	2.625	06/30/2023	650,000.00	336	650,000.00	2.860	2.900	60
9128284U1	10247	401	TRC	US Treasury	07/19/2022	751,444.00	2.625	06/30/2023	752,000.00	346	752,000.00	3.048	3.090	60
912796Y29	10279	401	ATD	US Treasury	01/27/2023	533,945.07	4.649	07/27/2023	540,000.00	181	540,000.00	4.826	4.893	87
91282CCN9	10265	101	TRC	US Treasury	10/04/2022	957,405.83	0.125	07/31/2023	967,000.00	300	967,000.00	4.152	4.210	91
91282CCN9	10266	401	TRC	US Treasury	10/04/2022	562,367.67	0.125	07/31/2023	568,000.00	300	568,000.00	4.152	4.210	91
91282CCN9	10267	602	TRC	US Treasury	10/04/2022	1,295,035.39	0.125	07/31/2023	1,308,000.00	300	1,308,000.00	4.152	4.210	91
912796Y37	10280	401	ATD	US Treasury	02/15/2023	958,032.09	4.731	08/03/2023	970,000.00	169	970,000.00	4.905	4.973	94
912796Y37	10281	101	ATD	US Treasury	02/15/2023	301,231.68	4.733	08/03/2023	305,000.00	169	305,000.00	4.908	4.976	94
912796Y37	10282	602	ATD	US Treasury	02/07/2023	314,116.77	4.693	08/03/2023	318,000.00	177	318,000.00	4.870	4.938	94
912796Y37	10283	101	ATD	US Treasury	02/07/2023	681,558.95	4.692	08/03/2023	690,000.00	177	690,000.00	4.870	4.938	94
912796Y37	10284	401	ATD	US Treasury	02/24/2023	582,620.64	4.800	08/03/2023	590,000.00	160	590,000.00	4.972	5.041	94
912796Y37	10285	602	ATD	US Treasury	02/24/2023	854,174.71	4.799	08/03/2023	865,000.00	160	865,000.00	4.972	5.041	94
912796Y37	10286	101	ATD	US Treasury	03/02/2023	755,435.85	4.796	08/03/2023	765,000.00	154	765,000.00	4.964	5.033	94
844725UR0	10197	101	MUN	Navasota ISD-Txbl Ref	10/08/2020	248,236.28	5.000	08/15/2023	245,000.00	1,041	245,000.00	0.395	0.401	106
815853SY3	10201	401	MUN	Seguin-Txbl-Ref	10/28/2020	252,563.34	4.000	08/15/2023	250,000.00	1,021	250,000.00	0.424	0.429	106
639319NK4	10205	101	MUN	Freddie Mac Medium Term	10/08/2020	389,965.23	5.000	08/15/2023	385,000.00	1,041	385,000.00	0.494	0.501	106
9128284X5	10260	602	TRC	US Treasury	07/15/2022	826,963.45	2.750	08/31/2023	828,000.00	412	828,000.00	3.097	3.140	122
912796CS6	10313	401	ATD	US Treasury	03/31/2023	750,082.81	4.686	09/28/2023	765,000.00	181	765,000.00	4.879	4.947	150
912796CS6	10314	101	ATD	US Treasury	03/31/2023	652,035.48	4.686	09/28/2023	665,000.00	181	665,000.00	4.879	4.947	150
9128285K2	10262	602	TRC	US Treasury	07/29/2022	827,971.28	2.875	10/31/2023	828,000.00	459	828,000.00	2.841	2.880	183
44244CB55	10134	101	MUN	Houston Texas Utility	07/01/2020	500,004.00	0.732	11/15/2023	500,000.00	1,232	500,000.00	0.751	0.761	198
9128285U0	10261	602	TRC	US Treasury	07/29/2022	833,420.01	2.625	12/31/2023	835,000.00	520	835,000.00	2.880	2.920	244
806640E53	10127	101	MUN	Schertz-Etc TX ISD GO	08/27/2020	455,005.47	0.554	02/01/2024	455,000.00	1,253	455,000.00	0.539	0.547	276
194740PF7	10123	101	MUN	Collin Cty TX Ref	07/29/2020	1,001,928.57	0.867	02/15/2024	1,000,000.00	1,296	1,000,000.00	0.612	0.620	290
780869VT7	10192	101	MUN	Royse City A Ref	10/08/2020	1,732,765.76	5.000	02/15/2024	1,675,000.00	1,225	1,675,000.00	0.572	0.580	290
743600P51	10200	101	MUN	Prosper ISD	10/14/2020	500,005.91	0.549	02/15/2024	500,000.00	1,219	500,000.00	0.570	0.578	290

**City of Mont Belvieu  
Inventory by Maturity Report**

CUSIP	Investment #	Fund	Sec. Type	Issuer	Purchase Date	Book Value	Current Rate	Maturity Date	Maturity Amount	Total Days	Par Value	YTM		Days to Maturity
												360	365	
3134GVD47	10131	101	FAC	Federal National Mortgage	06/08/2020	999,870.24	0.500	06/03/2024	1,000,000.00	1,456	1,000,000.00	0.506	0.513	399
3134GVD47	10137	401	FAC	Federal National Mortgage	06/08/2020	999,870.24	0.500	06/03/2024	1,000,000.00	1,456	1,000,000.00	0.506	0.513	399
844725US8	10198	101	MUN	Navasota ISD-Txbl Ref	10/08/2020	517,776.77	5.000	08/15/2024	490,000.00	1,407	490,000.00	0.543	0.551	472
815853SZ0	10199	101	MUN	Seguin-Txbl-Ref	10/28/2020	762,056.80	4.000	08/15/2024	730,000.00	1,387	730,000.00	0.579	0.587	472
815853SZ0	10202	401	MUN	Seguin-Txbl-Ref	10/28/2020	678,544.66	4.000	08/15/2024	650,000.00	1,387	650,000.00	0.546	0.553	472
639319NL2	10204	101	MUN	Freddie Mac Medium Term	10/08/2020	411,384.78	5.000	08/15/2024	400,000.00	1,407	400,000.00	2.628	2.664	472
<b>Subtotal and Average</b>						<b>37,813,381.61</b>			<b>37,788,000.00</b>		<b>37,788,000.00</b>	<b>3.378</b>	<b>3.425</b>	<b>129</b>
<b>Net Maturities and Average</b>						<b>37,813,381.61</b>			<b>37,788,000.00</b>		<b>37,788,000.00</b>	<b>3.378</b>	<b>3.425</b>	<b>129</b>



**City of Mont Belvieu  
Projected Cashflow Report  
Sorted by Monthly  
For the Period May 1, 2023 - October 31, 2023**

TCG Advisors, a HUB Intl Co  
900 S Capital of Texas Hwy  
350  
Austin, TX 78746  
(512)600-5200

Projected Trans. Date	Investment #	Fund	Security ID	Transaction Type	Issuer	Par Value	Original Cost	Principal	Interest	Total
<b>May 2023</b>										
05/02/2023	10276	101	912796CW7	Maturity	US Treasury	812,000.00	799,913.34	812,000.00	0.00	812,000.00
05/02/2023	10277	602	912796CW7	Maturity	US Treasury	1,290,000.00	1,270,799.14	1,290,000.00	0.00	1,290,000.00
05/02/2023	10278	401	912796CW7	Maturity	US Treasury	1,590,000.00	1,566,334.34	1,590,000.00	0.00	1,590,000.00
05/11/2023	10275	101	912796ZE2	Maturity	US Treasury	535,000.00	524,827.70	535,000.00	0.00	535,000.00
05/15/2023	10134	101	44244CB55	Interest	Houston Texas Utility System	0.00	0.00	0.00	1,830.00	1,830.00
05/18/2023	10268	101	912796W47	Maturity	US Treasury	2,320,000.00	2,268,932.91	2,320,000.00	0.00	2,320,000.00
05/18/2023	10269	401	912796W47	Maturity	US Treasury	1,565,000.00	1,530,557.91	1,565,000.00	0.00	1,565,000.00
05/18/2023	10270	602	912796W47	Maturity	US Treasury	2,587,000.00	2,530,068.58	2,587,000.00	0.00	2,587,000.00
05/18/2023	10272	101	912796W47	Maturity	US Treasury	817,000.00	799,822.57	817,000.00	0.00	817,000.00
05/18/2023	10273	401	912796W47	Maturity	US Treasury	1,532,000.00	1,499,794.00	1,532,000.00	0.00	1,532,000.00
05/31/2023	10236	101	9128284S6	Maturity	US Treasury	645,000.00	644,143.36	645,000.00	8,868.75	653,868.75
05/31/2023	10249	401	9128284S6	Maturity	US Treasury	749,000.00	747,039.73	749,000.00	10,298.75	759,298.75
<b>Total for May 2023</b>						<b>14,442,000.00</b>	<b>14,182,233.58</b>	<b>14,442,000.00</b>	<b>20,997.50</b>	<b>14,462,997.50</b>
<b>June 2023</b>										
06/03/2023	10131	101	3134GVD47	Interest	Federal National Mortgage Asso	0.00	0.00	0.00	2,500.00	2,500.00
06/03/2023	10131	101	3134GVD47	Call	Federal National Mortgage Asso	1,000,000.00	999,500.00	1,000,000.00	0.00	1,000,000.00
06/03/2023	10137	401	3134GVD47	Interest	Federal National Mortgage Asso	0.00	0.00	0.00	2,500.00	2,500.00
06/03/2023	10137	401	3134GVD47	Call	Federal National Mortgage Asso	1,000,000.00	999,500.00	1,000,000.00	0.00	1,000,000.00
06/15/2023	10259	602	912796X53	Maturity	US Treasury	857,000.00	833,189.46	857,000.00	0.00	857,000.00
06/30/2023	10234	101	9128284U1	Maturity	US Treasury	650,000.00	648,349.61	650,000.00	8,531.25	658,531.25
06/30/2023	10247	401	9128284U1	Maturity	US Treasury	752,000.00	748,768.75	752,000.00	9,870.00	761,870.00
06/30/2023	10261	602	9128285U0	Interest	US Treasury	0.00	0.00	0.00	10,959.38	10,959.38
<b>Total for June 2023</b>						<b>4,259,000.00</b>	<b>4,229,307.82</b>	<b>4,259,000.00</b>	<b>34,360.63</b>	<b>4,293,360.63</b>
<b>July 2023</b>										
07/27/2023	10279	401	912796Y29	Maturity	US Treasury	540,000.00	527,377.97	540,000.00	0.00	540,000.00
07/31/2023	10265	101	91282CCN9	Maturity	US Treasury	967,000.00	935,345.86	967,000.00	604.38	967,604.38
07/31/2023	10266	401	91282CCN9	Maturity	US Treasury	568,000.00	549,406.88	568,000.00	355.00	568,355.00
07/31/2023	10267	602	91282CCN9	Maturity	US Treasury	1,308,000.00	1,265,234.53	1,308,000.00	817.50	1,308,817.50
<b>Total for July 2023</b>						<b>3,383,000.00</b>	<b>3,277,365.24</b>	<b>3,383,000.00</b>	<b>1,776.88</b>	<b>3,384,776.88</b>
<b>August 2023</b>										
08/01/2023	10127	101	806640E53	Interest	Schertz-Etc TX ISD GO	0.00	0.00	0.00	1,260.35	1,260.35
08/03/2023	10280	401	912796Y37	Maturity	US Treasury	970,000.00	948,458.23	970,000.00	0.00	970,000.00

Portfolio MTBV  
AP

PC (PRF\_PC) 7.3.11  
Report Ver. 7.3.11

**City of Mont Belvieu**  
**Projected Cashflow Report**  
**For the Period May 1, 2023 - October 31, 2023**

Projected Trans. Date	Investment #	Fund	Security ID	Transaction Type	Issuer	Par Value	Original Cost	Principal	Interest	Total
<b>August 2023</b>										
08/03/2023	10281	101	912796Y37	Maturity	US Treasury	305,000.00	298,222.55	305,000.00	0.00	305,000.00
08/03/2023	10282	602	912796Y37	Maturity	US Treasury	318,000.00	310,662.96	318,000.00	0.00	318,000.00
08/03/2023	10283	101	912796Y37	Maturity	US Treasury	690,000.00	674,080.69	690,000.00	0.00	690,000.00
08/03/2023	10284	401	912796Y37	Maturity	US Treasury	590,000.00	577,414.38	590,000.00	0.00	590,000.00
08/03/2023	10285	602	912796Y37	Maturity	US Treasury	865,000.00	846,548.97	865,000.00	0.00	865,000.00
08/03/2023	10286	101	912796Y37	Maturity	US Treasury	765,000.00	749,306.07	765,000.00	0.00	765,000.00
08/15/2023	10123	101	194740PF7	Interest	Collin Cty TX Ref	0.00	0.00	0.00	4,335.00	4,335.00
08/15/2023	10192	101	780869VT7	Interest	Royse City A Ref	0.00	0.00	0.00	41,875.00	41,875.00
08/15/2023	10197	101	844725UR0	Maturity	Navasota ISD-Txbl Ref	245,000.00	276,933.30	245,000.00	6,125.00	251,125.00
08/15/2023	10198	101	844725US8	Interest	Navasota ISD-Txbl Ref	0.00	0.00	0.00	12,250.00	12,250.00
08/15/2023	10199	101	815853SZ0	Interest	Seguin-Txbl-Ref	0.00	0.00	0.00	14,600.00	14,600.00
08/15/2023	10200	101	743600P51	Interest	Prosper ISD	0.00	0.00	0.00	1,372.50	1,372.50
08/15/2023	10201	401	815853SY3	Maturity	Seguin-Txbl-Ref	250,000.00	274,795.00	250,000.00	5,000.00	255,000.00
08/15/2023	10202	401	815853SZ0	Interest	Seguin-Txbl-Ref	0.00	0.00	0.00	13,000.00	13,000.00
08/15/2023	10204	101	639319NL2	Interest	Freddie Mac Medium Term Note	0.00	0.00	0.00	10,000.00	10,000.00
08/15/2023	10205	101	639319NK4	Maturity	Freddie Mac Medium Term Note	385,000.00	434,006.65	385,000.00	9,625.00	394,625.00
08/31/2023	10260	602	9128284X5	Maturity	US Treasury	828,000.00	824,474.53	828,000.00	11,385.00	839,385.00
<b>Total for August 2023</b>						<b>6,211,000.00</b>	<b>6,214,903.33</b>	<b>6,211,000.00</b>	<b>130,827.85</b>	<b>6,341,827.85</b>
<b>September 2023</b>										
09/28/2023	10313	401	912796CS6	Maturity	US Treasury	765,000.00	746,974.93	765,000.00	0.00	765,000.00
09/28/2023	10314	101	912796CS6	Maturity	US Treasury	665,000.00	649,331.15	665,000.00	0.00	665,000.00
<b>Total for September 2023</b>						<b>1,430,000.00</b>	<b>1,396,306.08</b>	<b>1,430,000.00</b>	<b>0.00</b>	<b>1,430,000.00</b>
<b>October 2023</b>										
10/31/2023	10262	602	9128285K2	Maturity	US Treasury	828,000.00	827,902.97	828,000.00	11,902.50	839,902.50
<b>Total for October 2023</b>						<b>828,000.00</b>	<b>827,902.97</b>	<b>828,000.00</b>	<b>11,902.50</b>	<b>839,902.50</b>
<b>GRAND TOTALS:</b>						<b>30,553,000.00</b>	<b>30,128,019.02</b>	<b>30,553,000.00</b>	<b>199,865.36</b>	<b>30,752,865.36</b>



**City of Mont Belvieu  
Credit Rating Report  
April 30, 2023  
Sorted by S&P - Maturity Date**

TCG Advisors, a HUB Intl Co  
900 S Capital of Texas Hwy  
350  
Austin, TX 78746  
(512)600-5200

Investment #	Issuer	Security #	Purchase Principal	Book Value	Market Value	S&P Rating	Moody's Rating	Purchase Date	Maturity Date	Days To Maturity	Stated Rate	YTM	% of Total
10123	COLLCT	194740PF7	1,008,640.00	1,001,928.57	967,260.00	AAA	Aaa	07/29/2020	02/15/2024	290	0.867	0.620	0.90
10111	TX PL	TXPOOL361	17,422,323.65	17,422,323.65	17,422,323.65	AAAm	None	07/01/2020		1	4.798	4.798	15.66
10290	TX PL	TXPOOL361	84,697.62	84,697.62	84,697.62	AAAm	None	02/14/2023		1	4.798	4.798	0.08
10291	TX PL	TXPOOL361	63,992.96	63,992.96	63,992.96	AAAm	None	02/14/2023		1	4.798	4.798	0.06
10292	TX PL	TXPOOL361	20,393.04	20,393.04	20,393.04	AAAm	None	02/14/2023		1	4.798	4.798	0.02
10293	TX PL	TXPOOL361	3,488,580.46	3,488,580.46	3,488,580.46	AAAm	None	02/10/2023		1	4.798	4.798	3.14
10294	TX PL	TXPOOL361	8,872.23	8,872.23	8,872.23	AAAm	None	02/14/2023		1	4.798	4.798	0.01
10295	TX PL	TXPOOL361	139.40	139.40	139.40	AAAm	None	02/14/2023		1	4.798	4.798	0.00
10296	TX PL	TXPOOL361	500,339.00	500,339.00	500,339.00	AAAm	None	02/07/2023		1	4.798	4.798	0.45
10297	TX PL	TXPOOL361	255,479.02	255,479.02	255,479.02	AAAm	None	02/06/2023		1	4.798	4.798	0.23
10298	TX PL	TXPOOL361	201,972.20	201,972.20	201,972.20	AAAm	None	02/14/2023		1	4.798	4.798	0.18
10299	TX PL	TXPOOL361	504,930.49	504,930.49	504,930.49	AAAm	None	02/07/2023		1	4.798	4.798	0.45
10300	TX PL	TXPOOL361	1,514,791.46	1,514,791.46	1,514,791.46	AAAm	None	02/14/2023		1	4.798	4.798	1.36
10301	TX PL	TXPOOL361	11,117,243.01	11,117,243.01	11,117,243.01	AAAm	None	02/08/2023		1	4.798	4.798	9.99
10302	TX PL	TXPOOL361	0.00	0.00	0.00	AAAm	None	02/14/2023		1	4.611	4.611	0.00
10303	TX PL	TXPOOL361	64,150.56	64,150.56	64,150.56	AAAm	None	02/14/2023		1	4.798	4.798	0.06
10304	TX PL	TXPOOL361	604,583.50	604,583.50	604,583.50	AAAm	None	02/14/2023		1	4.798	4.798	0.54
10305	TX PL	TXPOOL361	2,298.63	2,298.63	2,298.63	AAAm	None	02/14/2023		1	4.798	4.798	0.00
10306	TX PL	TXPOOL361	6,404.40	6,404.40	6,404.40	AAAm	None	02/14/2023		1	4.798	4.798	0.01
10307	TX PL	TXPOOL361	499,974.29	499,974.29	499,974.29	AAAm	None	02/14/2023		1	4.798	4.798	0.45
10308	TX PL	TXPOOL361	3,858.12	3,858.12	3,858.12	AAAm	None	02/14/2023		1	4.798	4.798	0.00
10309	TX PL	TXPOOL361	1,654,683.69	1,654,683.69	1,654,683.69	AAAm	None	02/14/2023		1	4.798	4.798	1.49
10310	TX PL	TXPOOL361	272,702.11	272,702.11	272,702.11	AAAm	None	02/14/2023		1	4.798	4.798	0.25
10311	TX PL	TXPOOL361	3,876.37	3,876.37	3,876.37	AAAm	None	02/14/2023		1	4.798	4.798	0.00
<b>SubTotal for AAAM</b>			<b>39,304,926.21</b>	<b>39,298,214.78</b>	<b>39,263,546.21</b>					<b>8</b>	<b>4.698</b>	<b>4.692</b>	<b>35.33</b>
10276	USTR	912796CW7	799,913.34	811,897.78	811,903.78	AA+	Aaa	01/04/2023	05/02/2023	1	4.541	4.674	0.73
10277	USTR	912796CW7	1,270,799.14	1,289,837.49	1,289,847.14	AA+	Aaa	01/04/2023	05/02/2023	1	4.541	4.674	1.16
10278	USTR	912796CW7	1,566,334.34	1,589,799.66	1,589,811.59	AA+	Aaa	01/04/2023	05/02/2023	1	4.541	4.674	1.43
10275	USTR	912796ZE2	524,827.70	534,336.78	534,366.88	AA+	Aaa	12/09/2022	05/11/2023	10	4.474	4.624	0.48
10268	USTR	912796W47	2,268,932.91	2,315,125.19	2,315,190.41	AA+	Aaa	11/21/2022	05/18/2023	17	4.452	4.620	2.08
10269	USTR	912796W47	1,530,557.91	1,561,712.97	1,561,755.60	AA+	Aaa	11/21/2022	05/18/2023	17	4.451	4.610	1.40
10270	USTR	912796W47	2,530,068.58	2,581,565.12	2,581,636.89	AA+	Aaa	11/21/2022	05/18/2023	17	4.451	4.610	2.32
10272	USTR	912796W47	799,822.57	815,274.61	815,306.28	AA+	Aaa	11/30/2022	05/18/2023	17	4.479	4.640	0.73
10273	USTR	912796W47	1,499,794.00	1,528,762.86	1,528,824.01	AA+	Aaa	11/30/2022	05/18/2023	17	4.478	4.640	1.37
10236	USTR	9128284S6	644,143.36	644,918.47	643,891.37	AA+	Aaa	07/29/2022	05/31/2023	30	2.750	2.910	0.58
10249	USTR	9128284S6	747,039.73	748,816.27	747,712.62	AA+	Aaa	07/19/2022	05/31/2023	30	2.750	3.056	0.67
10259	USTR	912796X53	833,189.46	853,804.93	851,868.71	AA+	Aaa	07/15/2022	06/15/2023	45	2.986	3.090	0.77

**City of Mont Belvieu  
Credit Rating Report  
Sorted by S&P - Maturity Date**

Investment #	Issuer	Security #	Purchase Principal	Book Value	Market Value	S&P Rating	Moody's Rating	Purchase Date	Maturity Date	Days To Maturity	Stated Rate	YTM	% of Total
10234	USTR	9128284U1	648,349.61	649,709.75	647,562.50	AA+	Aaa	07/29/2022	06/30/2023	60	2.625	2.900	0.58
10247	USTR	9128284U1	748,768.75	751,444.00	749,180.00	AA+	Aaa	07/19/2022	06/30/2023	60	2.625	3.090	0.68
10279	USTR	912796Y29	527,377.97	533,945.07	533,514.11	AA+	Aaa	01/27/2023	07/27/2023	87	4.649	4.826	0.48
10265	USTR	91282CCN9	935,345.86	957,405.83	954,761.36	AA+	Aaa	10/04/2022	07/31/2023	91	0.125	4.210	0.86
10266	USTR	91282CCN9	549,406.88	562,367.67	560,811.22	AA+	Aaa	10/04/2022	07/31/2023	91	0.125	4.210	0.51
10267	USTR	91282CCN9	1,265,234.53	1,295,035.39	1,291,445.56	AA+	Aaa	10/04/2022	07/31/2023	91	0.125	4.210	1.16
10280	USTR	912796Y37	948,458.23	958,032.09	957,158.75	AA+	Aaa	02/15/2023	08/03/2023	94	4.731	4.905	0.86
10281	USTR	912796Y37	298,222.55	301,231.68	300,962.29	AA+	Aaa	02/15/2023	08/03/2023	94	4.733	4.908	0.27
10282	USTR	912796Y37	310,662.96	314,116.77	313,790.19	AA+	Aaa	02/07/2023	08/03/2023	94	4.693	4.870	0.28
10283	USTR	912796Y37	674,080.69	681,558.95	680,865.50	AA+	Aaa	02/07/2023	08/03/2023	94	4.692	4.870	0.61
10284	USTR	912796Y37	577,414.38	582,620.64	582,189.34	AA+	Aaa	02/24/2023	08/03/2023	94	4.800	4.972	0.52
10285	USTR	912796Y37	846,548.97	854,174.71	853,548.78	AA+	Aaa	02/24/2023	08/03/2023	94	4.799	4.972	0.77
10286	USTR	912796Y37	749,306.07	755,435.85	754,872.62	AA+	Aaa	03/02/2023	08/03/2023	94	4.796	4.964	0.68
10260	USTR	9128284X5	824,474.53	826,963.45	821,790.00	AA+	Aaa	07/15/2022	08/31/2023	122	2.750	3.140	0.74
10313	USTR	912796CS6	746,974.93	750,082.81	749,668.10	AA+	Aaa	03/31/2023	09/28/2023	150	4.686	4.879	0.67
10314	USTR	912796CS6	649,331.15	652,035.48	651,672.27	AA+	Aaa	03/31/2023	09/28/2023	150	4.686	4.879	0.59
10262	USTR	9128285K2	827,902.97	827,971.28	819,720.00	AA+	Aaa	07/29/2022	10/31/2023	183	2.875	2.880	0.74
10261	USTR	9128285U0	831,607.81	833,420.01	822,475.00	AA+	Aaa	07/29/2022	12/31/2023	244	2.625	2.920	0.75
<b>SubTotal for AA+</b>			<b>27,974,891.88</b>	<b>28,363,403.56</b>	<b>28,318,102.87</b>					<b>60</b>	<b>3.732</b>	<b>4.302</b>	<b>25.47</b>
10205	FREDMC	639319NK4	434,006.65	389,965.23	384,872.95	AA	A1	10/08/2020	08/15/2023	106	5.000	0.501	0.35
10204	FREDMC	639319NL2	434,006.65	411,384.78	400,060.00	AA	A1	10/08/2020	08/15/2024	472	5.000	2.664	0.37
<b>SubTotal for AA</b>			<b>868,013.30</b>	<b>801,350.01</b>	<b>784,932.95</b>					<b>294</b>	<b>5.000</b>	<b>1.612</b>	<b>0.72</b>
10112	TXSTR	TXSTAR171	0.00	0.00	0.00	None	None	07/01/2020		1	3.968	3.968	0.00
10113	TXSTR	TXSTAR170	0.00	0.00	0.00	None	None	07/01/2020		1	2.853	2.853	0.00
10118	PRSPR	7087471	883.80	883.80	883.80	None	None	07/01/2020		1	2.220	2.220	0.00
10119	PRSPR	3220161	50,890.56	50,890.56	50,890.56	None	None	07/01/2020		1	0.250	0.250	0.05
10120	PRSPR	9097597	0.00	0.00	0.00	None	None	07/01/2020		1	1.610	1.610	0.00
10139	NEXB	1000079	169,243.84	169,243.84	169,243.84	None	None	07/01/2020		1	5.000	5.000	0.15
10140	NEXB	1000157	2,332,871.17	2,332,871.17	2,332,871.17	None	None	07/01/2020		1	5.000	5.000	2.10
10141	NEXB	1000253	5,416,632.37	5,416,632.37	5,416,632.37	None	None	07/01/2020		1	5.000	5.000	4.87
10143	NEXB	1000279	2,134,603.71	2,134,603.71	2,134,603.71	None	None	07/01/2020		1	5.000	5.000	1.92
10144	NEXB	1000287	107,620.65	107,620.65	107,620.65	None	None	07/01/2020		1	5.000	5.000	0.10
10145	NEXB	1000835	0.00	0.00	0.00	None	None	07/01/2020		1	0.450	0.450	0.00
10146	NEXB	1000843	104,132.29	104,132.29	104,132.29	None	None	07/01/2020		1	5.000	5.000	0.09
10149	PRSPR	100710996	314,565.35	314,565.35	314,565.35	None	None	08/01/2020		1	1.000	1.000	0.28
10152	PRSPR	100710996	0.00	25,010.90	25,010.90	None	None	08/01/2020		1	1.000	1.000	0.02
10153	PRSPR	100710996	1,080,676.92	1,080,676.92	1,080,676.92	None	None	08/01/2020		1	1.000	1.000	0.97
10154	PRSPR	100710996	19,198.88	19,198.88	19,198.88	None	None	08/01/2020		1	1.000	1.000	0.02
10155	PRSPR	100710996	1,167.87	1,167.87	1,167.87	None	None	08/01/2020		1	1.000	1.000	0.00
10156	PRSPR	100710996	986.91	986.91	986.91	None	None	08/01/2020		1	1.000	1.000	0.00
10158	PRSPR	100710996	87,576.02	87,576.02	87,576.02	None	None	08/01/2020		1	1.000	1.000	0.08

**City of Mont Belvieu  
Credit Rating Report  
Sorted by S&P - Maturity Date**

Investment #	Issuer	Security #	Purchase Principal	Book Value	Market Value	S&P Rating	Moody's Rating	Purchase Date	Maturity Date	Days To Maturity	Stated Rate	YTM	% of Total
10159	PRSPR	100710996	1,125.31	1,125.31	1,125.31	None	None	08/01/2020		1	1.000	1.000	0.00
10160	PRSPR	100710996	22.49	22.49	22.49	None	None	08/01/2020		1	1.000	1.000	0.00
10161	PRSPR	100710996	456,983.49	456,983.49	456,983.49	None	None	08/01/2020		1	1.000	1.000	0.41
10162	PRSPR	100710996	0.00	0.00	0.00	None	None	08/01/2020		1	1.000	1.000	0.00
10163	PRSPR	100710996	4,767.85	4,767.85	4,767.85	None	None	08/01/2020		1	1.000	1.000	0.00
10164	PRSPR	100710996	0.00	0.00	0.00	None	None	08/01/2020		1	1.000	1.000	0.00
10165	PRSPR	100710996	0.00	0.00	0.00	None	None	08/01/2020		1	1.000	1.000	0.00
10166	PRSPR	100710996	0.00	0.00	0.00	None	None	08/01/2020		1	1.000	1.000	0.00
10167	PRSPR	100710996	0.00	0.00	0.00	None	None	08/01/2020		1	1.000	1.000	0.00
10168	PRSPR	100710996	0.00	0.00	0.00	None	None	08/01/2020		1	1.000	1.000	0.00
10169	PRSPR	100710996	600,864.66	600,864.66	600,864.66	None	None	08/01/2020		1	1.000	1.000	0.54
10170	PRSPR	100710996	696,134.10	696,134.10	696,134.10	None	None	08/01/2020		1	1.000	1.000	0.63
10171	PRSPR	100710996	63,011.47	63,011.47	63,011.47	None	None	08/01/2020		1	1.000	1.000	0.06
10172	PRSPR	100710996	0.00	0.00	0.00	None	None	08/01/2020		1	1.000	1.000	0.00
10173	PRSPR	100710996	0.00	0.00	0.00	None	None	08/01/2020		1	1.000	1.000	0.00
10174	PRSPR	100710996	0.00	0.00	0.00	None	None	08/01/2020		1	1.000	1.000	0.00
10175	PRSPR	100710996	0.00	0.00	0.00	None	None	08/01/2020		1	1.000	1.000	0.00
10176	PRSPR	100710996	0.00	0.00	0.00	None	None	08/01/2020		1	1.000	1.000	0.00
10177	PRSPR	100710996	0.00	0.00	0.00	None	None	08/01/2020		1	1.000	1.000	0.00
10178	PRSPR	100710996	0.00	0.00	0.00	None	None	08/01/2020		1	1.000	1.000	0.00
10179	PRSPR	100710996	0.00	0.00	0.00	None	None	08/01/2020		1	1.000	1.000	0.00
10180	PRSPR	100710996	0.00	0.00	0.00	None	None	08/01/2020		1	1.000	1.000	0.00
10185	CS MM	CSMM	11,729.07	11,729.07	11,729.07	None	None	07/01/2020		1	4.330	4.330	0.01
10186	CS MM	CSMM	15,165.10	15,165.10	15,165.10	None	None	07/01/2020		1	4.330	4.330	0.01
10187	CS MM	CSMM	868,566.70	868,566.70	868,566.70	None	None	07/01/2020		1	4.330	4.330	0.78
10206	PRSPR	100710996	0.00	0.00	0.00	None	None	01/31/2021		1	1.000	1.000	0.00
10211	PRSPR	100710996	0.00	0.00	0.00	None	None	03/31/2021		1	1.000	1.000	0.00
10212	PRSPR	100710996	0.00	0.00	0.00	None	None	03/31/2021		1	1.000	1.000	0.00
10216	PRSPR	100710996	0.00	0.00	0.00	None	None	09/01/2021		1	1.000	1.000	0.00
10219	PRSPR	100710996	176.04	176.04	176.04	None	None	02/01/2022		1	1.000	1.000	0.00
10264	PRSPR	100710996	86,495.48	86,495.48	86,495.48	None	None	08/01/2022		1	1.000	1.000	0.08
10287	TXSTR	TXSTAR790	9,095,262.81	9,095,262.81	9,095,262.81	None	None	02/02/2023		1	4.829	4.829	8.18
10288	TXSTR	TXSTAR330	8,847,151.58	8,847,151.58	8,847,151.58	None	None	02/09/2023		1	4.829	4.829	7.95
10289	TXSTR	TXSTAR790	1,180,282.44	1,180,282.44	1,180,282.44	None	None	02/06/2023		1	4.829	4.829	1.06
10315	TXSTR	TXSTAR790	1,346,179.46	1,346,179.46	1,346,179.46	None	None	03/01/2023		1	4.829	4.829	1.21
10197	NAVTXB	844725UR0	276,933.30	248,236.28	245,031.85	None	Aaa	10/08/2020	08/15/2023	106	5.000	0.401	0.22
10201	SEGUIN	815853SY3	274,795.00	252,563.34	249,370.00	None	Aaa	10/28/2020	08/15/2023	106	4.000	0.429	0.23
10134	HOUUTL	44244CB55	500,000.00	500,004.00	488,545.00	None	Aa2	07/01/2020	11/15/2023	198	0.732	0.761	0.45
10127	SCHTX	806640E53	455,000.00	455,005.47	440,617.45	None	Aaa	08/27/2020	02/01/2024	276	0.554	0.547	0.41
10192	ROYSE	780869VT7	1,920,479.50	1,732,765.76	1,677,395.25	None	Aaa	10/08/2020	02/15/2024	290	5.000	0.580	1.56
10200	PROS	743600P51	500,000.00	500,005.91	483,405.00	None	Aaa	10/14/2020	02/15/2024	290	0.549	0.578	0.45
10131	FNMA	3134GVD47	999,500.00	999,870.24	952,428.00	None	Aaa	06/08/2020	06/03/2024	399	0.500	0.513	0.90

**City of Mont Belvieu  
Credit Rating Report  
Sorted by S&P - Maturity Date**

Investment #	Issuer	Security #	Purchase Principal	Book Value	Market Value	S&P Rating	Moody's Rating	Purchase Date	Maturity Date	Days To Maturity	Stated Rate	YTM	% of Total
10137	FNMA	3134GVD47	999,500.00	999,870.24	952,428.00	None	Aaa	06/08/2020	06/03/2024	399	0.500	0.513	0.90
10198	NAVTXB	844725US8	573,006.00	517,776.77	491,043.70	None	Aaa	10/08/2020	08/15/2024	472	5.000	0.551	0.47
10199	SEGUIN	815853SZ0	824,418.20	762,056.80	723,013.90	None	Aaa	10/28/2020	08/15/2024	472	4.000	0.587	0.69
10202	SEGUIN	815853SZ0	734,071.00	678,544.66	643,779.50	None	Aaa	10/28/2020	08/15/2024	472	4.000	0.553	0.61
<b>SubTotal for No Specified Rating</b>			<b>43,152,671.39</b>	<b>42,766,678.76</b>	<b>42,467,036.94</b>					<b>63</b>	<b>4.178</b>	<b>3.783</b>	<b>38.46</b>



**City of Mont Belvieu**  
**Texas Compliance Change in Val Report**  
**Sorted by Fund**  
**April 1, 2023 - April 30, 2023**

TCG Advisors, a HUB Intl Co  
 900 S Capital of Texas Hwy  
 350  
 Austin, TX 78746  
 (512)600-5200

Inv #	Issuer	Fund	Purch Date	Interest Accrual	Beginning Book Value	Purchases/ Additions	Redemptions	Change in Value	Ending Book Value
Cusip	Par Value	YTM	Mat Date	Interest Received	Beginning Market Value				Ending Market Value
<b>Fund: General Operating</b>									
10111	TX PL	101	07/01/2020	69,681.56	20,029,193.45	69,681.56	2,676,551.36	-2,606,869.80	17,422,323.65
TXPOOL361	17,422,323.65	4.798	/ /	69,681.56	20,029,193.45	69,681.56	2,676,551.36	-2,606,869.80	17,422,323.65
10118	PRSPR	101	07/01/2020	35.43	188,348.37	35.43	187,500.00	-187,464.57	883.80
7087471	883.80	2.220	/ /	35.43	188,348.37	35.43	187,500.00	-187,464.57	883.80
10123	COLLCT	101	07/29/2020	722.50	1,002,132.30	0.00	0.00	-203.73	1,001,928.57
194740PF7	1,000,000.00	0.620	02/15/2024	0.00	965,330.00	0.00	0.00	1,930.00	967,260.00
10127	SCHTX	101	08/27/2020	210.06	455,006.08	0.00	0.00	-0.61	455,005.47
806640E53	455,000.00	0.546	02/01/2024	0.00	439,566.40	0.00	0.00	1,051.05	440,617.45
10131	FNMA	101	06/08/2020	416.67	999,860.31	0.00	0.00	9.93	999,870.24
3134GVD47	1,000,000.00	0.512	06/03/2024	0.00	950,935.00	0.00	0.00	1,493.00	952,428.00
10134	HOUUTL	101	07/01/2020	305.00	500,004.61	0.00	0.00	-0.61	500,004.00
44244CB55	500,000.00	0.761	11/15/2023	0.00	487,355.00	0.00	0.00	1,190.00	488,545.00
10140	NEXB	101	07/01/2020	9,566.39	2,323,304.78	9,566.39	0.00	9,566.39	2,332,871.17
1000157	2,332,871.17	5.000	/ /	9,566.39	2,323,304.78	9,566.39	0.00	9,566.39	2,332,871.17
10153	PRSPR	101	08/01/2020	264.28	243,002.14	837,674.78	0.00	837,674.78	1,080,676.92
100710996	1,080,676.92	1.000	/ /	264.28	243,002.14	837,674.78	0.00	837,674.78	1,080,676.92
10185	CS MM	101	07/01/2020	36.83	11,692.24	36.83	0.00	36.83	11,729.07
CSMM	11,729.07	4.330	/ /	36.83	11,692.24	36.83	0.00	36.83	11,729.07
10192	ROYSE	101	10/08/2020	6,979.17	1,738,867.78	0.00	0.00	-6,102.02	1,732,765.76
780869VT7	1,675,000.00	0.580	02/15/2024	0.00	1,679,321.50	0.00	0.00	-1,926.25	1,677,395.25
10197	NAVTXB	101	10/08/2020	1,020.83	249,169.83	0.00	0.00	-933.55	248,236.28
844725URO	245,000.00	0.400	08/15/2023	0.00	245,159.25	0.00	0.00	-127.40	245,031.85

Portfolio MTBV

**City of Mont Belvieu**  
**Texas Compliance Change in Val Report**  
**April 1, 2023 - April 30, 2023**

Inv #	Issuer	Fund	Purch Date	Interest Accrual	Beginning Book Value				Ending Book Value
Cusip	Par Value	YTM	Mat Date	Interest Received	Beginning Market Value	Purchases/ Additions	Redemptions	Change in Value	Ending Market Value
10198	NAVTXB	101	10/08/2020	2,041.66	519,572.68	0.00	0.00	-1,795.91	517,776.77
844725US8	490,000.00	0.550	08/15/2024	0.00	491,827.70	0.00	0.00	-784.00	491,043.70
10199	SEGUIN	101	10/28/2020	2,433.33	764,129.44	0.00	0.00	-2,072.64	762,056.80
815853SZ0	730,000.00	0.586	08/15/2024	0.00	723,670.90	0.00	0.00	-657.00	723,013.90
10200	PROS	101	10/14/2020	228.75	500,006.54	0.00	0.00	-0.63	500,005.91
743600P51	500,000.00	0.577	02/15/2024	0.00	482,280.00	0.00	0.00	1,125.00	483,405.00
10204	FREDMC	101	10/08/2020	1,666.66	412,120.86	0.00	0.00	-736.08	411,384.78
639319NL2	400,000.00	2.664	08/15/2024	0.00	400,656.00	0.00	0.00	-596.00	400,060.00
10205	FREDMC	101	10/08/2020	1,604.17	391,397.51	0.00	0.00	-1,432.28	389,965.23
639319NK4	385,000.00	0.500	08/15/2023	0.00	385,030.80	0.00	0.00	-157.85	384,872.95
10234	USTR	101	07/29/2022	1,414.02	649,564.63	0.00	0.00	145.12	649,709.75
9128284U1	650,000.00	2.900	06/30/2023	0.00	646,750.00	0.00	0.00	812.50	647,562.50
10235	USTR	101	07/29/2022	1,418.76	643,912.44	0.00	644,000.00	-643,912.44	0.00
9128284L1	0.00	0.000	04/30/2023	8,855.00	642,893.09	0.00	644,000.00	-642,893.09	0.00
10236	USTR	101	07/29/2022	1,461.88	644,836.93	0.00	0.00	81.54	644,918.47
9128284S6	645,000.00	2.910	05/31/2023	0.00	642,782.81	0.00	0.00	1,108.56	643,891.37
10265	USTR	101	10/04/2022	100.17	954,242.91	0.00	0.00	3,162.92	957,405.83
91282CCN9	967,000.00	4.210	07/31/2023	0.00	952,343.86	0.00	0.00	2,417.50	954,761.36
10268	USTR	101	11/21/2022	0.00	2,306,522.59	0.00	0.00	8,602.60	2,315,125.19
912796W47	2,320,000.00	4.620	05/18/2023	0.00	2,306,442.38	0.00	0.00	8,748.03	2,315,190.41
10272	USTR	101	11/30/2022	0.00	812,229.80	0.00	0.00	3,044.81	815,274.61
912796W47	817,000.00	4.640	05/18/2023	0.00	812,225.62	0.00	0.00	3,080.66	815,306.28
10275	USTR	101	12/09/2022	0.00	532,347.11	0.00	0.00	1,989.67	534,336.78
912796ZE2	535,000.00	4.623	05/11/2023	0.00	532,385.29	0.00	0.00	1,981.59	534,366.88
10276	USTR	101	01/04/2023	0.00	808,831.26	0.00	0.00	3,066.52	811,897.78
912796CW7	812,000.00	4.673	05/02/2023	0.00	808,925.61	0.00	0.00	2,978.17	811,903.78

**City of Mont Belvieu**  
**Texas Compliance Change in Val Report**  
**April 1, 2023 - April 30, 2023**

Inv #	Issuer	Fund	Purch Date	Interest Accrual	Beginning Book Value	Purchases/ Additions	Redemptions	Change in Value	Ending Book Value
Cusip	Par Value	YTM	Mat Date	Interest Received	Beginning Market Value				Ending Market Value
10281	USTR	101	02/15/2023	0.00	300,029.03	0.00	0.00	1,202.65	301,231.68
912796Y37	305,000.00	4.908	08/03/2023	0.00	300,131.68	0.00	0.00	830.61	300,962.29
10283	USTR	101	02/07/2023	0.00	678,865.00	0.00	0.00	2,693.95	681,558.95
912796Y37	690,000.00	4.870	08/03/2023	0.00	678,986.43	0.00	0.00	1,879.07	680,865.50
10286	USTR	101	03/02/2023	0.00	752,383.46	0.00	0.00	3,052.39	755,435.85
912796Y37	765,000.00	4.964	08/03/2023	0.00	752,789.30	0.00	0.00	2,083.32	754,872.62
10314	USTR	101	03/31/2023	0.00	649,442.58	0.00	0.00	2,592.90	652,035.48
912796CS6	665,000.00	4.879	09/28/2023	0.00	649,562.56	0.00	0.00	2,109.71	651,672.27
10315	TXSTR	101	03/01/2023	5,320.76	1,003,912.47	342,266.99	0.00	342,266.99	1,346,179.46
TXSTAR790	1,346,179.46	4.829	/ /	5,320.76	1,003,912.47	342,266.99	0.00	342,266.99	1,346,179.46
<b>Sub Totals For: Fund: General Operating</b>				106,928.88	41,064,929.13	1,259,261.98	3,508,051.36	-2,232,334.88	38,832,594.25
				93,760.25	40,776,804.63	1,259,261.98	3,508,051.36	-2,217,112.20	38,559,692.43
<b>Fund: Occupancy Fund</b>									
10154	PRSPR	201	08/01/2020	4.70	0.00	19,198.88	0.00	19,198.88	19,198.88
100710996	19,198.88	1.000	/ /	4.70	0.00	19,198.88	0.00	19,198.88	19,198.88
10290	TX PL	201	02/14/2023	338.75	84,358.87	338.75	0.00	338.75	84,697.62
TXPOOL361	84,697.62	4.798	/ /	338.75	84,358.87	338.75	0.00	338.75	84,697.62
<b>Sub Totals For: Fund: Occupancy Fund</b>				343.45	84,358.87	19,537.63	0.00	19,537.63	103,896.50
				343.45	84,358.87	19,537.63	0.00	19,537.63	103,896.50
<b>Fund: Court Security</b>									
10155	PRSPR	203	08/01/2020	0.29	586.74	581.13	0.00	581.13	1,167.87
100710996	1,167.87	1.000	/ /	0.29	586.74	581.13	0.00	581.13	1,167.87
10291	TX PL	203	02/14/2023	255.94	63,737.02	255.94	0.00	255.94	63,992.96
TXPOOL361	63,992.96	4.798	/ /	255.94	63,737.02	255.94	0.00	255.94	63,992.96
<b>Sub Totals For: Fund: Court Security</b>				256.23	64,323.76	837.07	0.00	837.07	65,160.83
				256.23	64,323.76	837.07	0.00	837.07	65,160.83
<b>Fund: Court Technology</b>									

**City of Mont Belvieu**  
**Texas Compliance Change in Val Report**  
**April 1, 2023 - April 30, 2023**

Inv #	Issuer	Fund	Purch Date	Interest Accrual	Beginning Book Value				Ending Book Value
Cusip	Par Value	YTM	Mat Date	Interest Received	Beginning Market Value	Purchases/ Additions	Redemptions	Change in Value	Ending Market Value
10156	PRSPR	204	08/01/2020	0.24	501.36	485.55	0.00	485.55	986.91
100710996	986.91	1.000	/ /	0.24	501.36	485.55	0.00	485.55	986.91
10292	TX PL	204	02/14/2023	81.56	20,311.48	81.56	0.00	81.56	20,393.04
TXPOOL361	20,393.04	4.798	/ /	81.56	20,311.48	81.56	0.00	81.56	20,393.04
<b>Sub Totals For: Fund: Court Technology</b>				81.80	20,812.84	567.11	0.00	567.11	21,379.95
				81.80	20,812.84	567.11	0.00	567.11	21,379.95
<b>Fund: Impact Fees</b>									
10145	NEXB	205	07/01/2020	0.00	0.00	0.00	0.00	0.00	0.00
1000835	0.00	0.450	/ /	0.00	0.00	0.00	0.00	0.00	0.00
10158	PRSPR	205	08/01/2020	21.42	14,259.28	73,316.74	0.00	73,316.74	87,576.02
100710996	87,576.02	1.000	/ /	21.42	14,259.28	73,316.74	0.00	73,316.74	87,576.02
10293	TX PL	205	02/10/2023	13,952.77	3,474,627.69	13,952.77	0.00	13,952.77	3,488,580.46
TXPOOL361	3,488,580.46	4.798	/ /	13,952.77	3,474,627.69	13,952.77	0.00	13,952.77	3,488,580.46
<b>Sub Totals For: Fund: Impact Fees</b>				13,974.19	3,488,886.97	87,269.51	0.00	87,269.51	3,576,156.48
				13,974.19	3,488,886.97	87,269.51	0.00	87,269.51	3,576,156.48
<b>Fund: Local Truancy and Pr</b>									
10159	PRSPR	206	08/01/2020	0.28	554.45	570.86	0.00	570.86	1,125.31
100710996	1,125.31	1.000	/ /	0.28	554.45	570.86	0.00	570.86	1,125.31
10294	TX PL	206	02/14/2023	35.48	8,836.75	35.48	0.00	35.48	8,872.23
TXPOOL361	8,872.23	4.798	/ /	35.48	8,836.75	35.48	0.00	35.48	8,872.23
<b>Sub Totals For: Fund: Local Truancy and Pr</b>				35.76	9,391.20	606.34	0.00	606.34	9,997.54
				35.76	9,391.20	606.34	0.00	606.34	9,997.54
<b>Fund: Municipal Jury</b>									
10160	PRSPR	207	08/01/2020	0.01	11.09	11.40	0.00	11.40	22.49
100710996	22.49	1.000	/ /	0.01	11.09	11.40	0.00	11.40	22.49
10295	TX PL	207	02/14/2023	0.56	138.84	0.56	0.00	0.56	139.40
TXPOOL361	139.40	4.798	/ /	0.56	138.84	0.56	0.00	0.56	139.40

**City of Mont Belvieu**  
**Texas Compliance Change in Val Report**  
**April 1, 2023 - April 30, 2023**

Inv #	Issuer	Fund	Purch Date	Interest Accrual	Beginning Book Value	Purchases/ Additions	Redemptions	Change in Value	Ending Book Value
Cusip	Par Value	YTM	Mat Date	Interest Received	Beginning Market Value				Ending Market Value
<b>Sub Totals For: Fund: Municipal Jury</b>				0.57	149.93	11.96	0.00	11.96	161.89
				0.57	149.93	11.96	0.00	11.96	161.89
<b>Fund: Interest &amp; Sinking</b>									
10119	PRSPR	301	07/01/2020	8.48	27,321.92	23,568.64	0.00	23,568.64	50,890.56
3220161	50,890.56	0.250	/ /	8.48	27,321.92	23,568.64	0.00	23,568.64	50,890.56
10120	PRSPR	301	07/01/2020	0.00	0.00	0.00	0.00	0.00	0.00
9097597	0.00	1.610	/ /	0.00	0.00	0.00	0.00	0.00	0.00
10146	NEXB	301	07/01/2020	426.89	103,705.40	426.89	0.00	426.89	104,132.29
1000843	104,132.29	5.000	/ /	426.89	103,705.40	426.89	0.00	426.89	104,132.29
10206	PRSPR	301	01/31/2021	0.00	0.00	0.00	0.00	0.00	0.00
100710996	0.00	1.000	/ /	0.00	0.00	0.00	0.00	0.00	0.00
10288	TXSTR	301	02/09/2023	34,968.28	8,812,183.30	34,968.28	0.00	34,968.28	8,847,151.58
TXSTAR330	8,847,151.58	4.829	/ /	34,968.28	8,812,183.30	34,968.28	0.00	34,968.28	8,847,151.58
<b>Sub Totals For: Fund: Interest &amp; Sinking</b>				35,403.65	8,943,210.62	58,963.81	0.00	58,963.81	9,002,174.43
				35,403.65	8,943,210.62	58,963.81	0.00	58,963.81	9,002,174.43
<b>Fund: CIP</b>									
10137	FNMA	401	06/08/2020	416.67	999,860.31	0.00	0.00	9.93	999,870.24
3134GVD47	1,000,000.00	0.512	06/03/2024	0.00	950,935.00	0.00	0.00	1,493.00	952,428.00
10141	NEXB	401	07/01/2020	22,212.75	5,394,419.62	22,212.75	0.00	22,212.75	5,416,632.37
1000253	5,416,632.37	5.000	/ /	22,212.75	5,394,419.62	22,212.75	0.00	22,212.75	5,416,632.37
10161	PRSPR	401	08/01/2020	111.76	0.00	456,983.49	0.00	456,983.49	456,983.49
100710996	456,983.49	1.000	/ /	111.76	0.00	456,983.49	0.00	456,983.49	456,983.49
10186	CS MM	401	07/01/2020	39.15	15,125.95	39.15	0.00	39.15	15,165.10
CSMM	15,165.10	4.330	/ /	39.15	15,125.95	39.15	0.00	39.15	15,165.10
10201	SEGUIN	401	10/28/2020	833.33	253,302.76	0.00	0.00	-739.42	252,563.34
815853SY3	250,000.00	0.429	08/15/2023	0.00	249,320.00	0.00	0.00	50.00	249,370.00

**City of Mont Belvieu**  
**Texas Compliance Change in Val Report**  
**April 1, 2023 - April 30, 2023**

Inv #	Issuer	Fund	Purch Date	Interest Accrual	Beginning Book Value				Ending Book Value
Cusip	Par Value	YTM	Mat Date	Interest Received	Beginning Market Value	Purchases/ Additions	Redemptions	Change in Value	Ending Market Value
10202	SEGUIN	401	10/28/2020	2,166.67	680,390.22	0.00	0.00	-1,845.56	678,544.66
815853SZ0	650,000.00	0.553	08/15/2024	0.00	644,364.50	0.00	0.00	-585.00	643,779.50
10247	USTR	401	07/19/2022	1,635.91	751,166.00	0.00	0.00	278.00	751,444.00
9128284U1	752,000.00	3.090	06/30/2023	0.00	748,240.00	0.00	0.00	940.00	749,180.00
10248	USTR	401	07/19/2022	1,645.67	746,827.36	0.00	747,000.00	-746,827.36	0.00
9128284L1	0.00	0.000	04/30/2023	10,271.25	745,716.06	0.00	747,000.00	-745,716.06	0.00
10249	USTR	401	07/19/2022	1,697.59	748,632.54	0.00	0.00	183.73	748,816.27
9128284S6	749,000.00	3.056	05/31/2023	0.00	746,425.31	0.00	0.00	1,287.31	747,712.62
10266	USTR	401	10/04/2022	58.84	560,510.86	0.00	0.00	1,856.81	562,367.67
91282CCN9	568,000.00	4.210	07/31/2023	0.00	559,391.22	0.00	0.00	1,420.00	560,811.22
10269	USTR	401	11/21/2022	0.00	1,555,912.34	0.00	0.00	5,800.63	1,561,712.97
912796W47	1,565,000.00	4.610	05/18/2023	0.00	1,555,854.45	0.00	0.00	5,901.15	1,561,755.60
10273	USTR	401	11/30/2022	0.00	1,523,050.25	0.00	0.00	5,712.61	1,528,762.86
912796W47	1,532,000.00	4.640	05/18/2023	0.00	1,523,047.30	0.00	0.00	5,776.71	1,528,824.01
10278	USTR	401	01/04/2023	0.00	1,583,789.32	0.00	0.00	6,010.34	1,589,799.66
912796CW7	1,590,000.00	4.673	05/02/2023	0.00	1,583,979.94	0.00	0.00	5,831.65	1,589,811.59
10279	USTR	401	01/27/2023	0.00	531,857.17	0.00	0.00	2,087.90	533,945.07
912796Y29	540,000.00	4.826	07/27/2023	0.00	531,935.59	0.00	0.00	1,578.52	533,514.11
10280	USTR	401	02/15/2023	0.00	954,212.55	0.00	0.00	3,819.54	958,032.09
912796Y37	970,000.00	4.905	08/03/2023	0.00	954,517.15	0.00	0.00	2,641.60	957,158.75
10284	USTR	401	02/24/2023	0.00	580,265.52	0.00	0.00	2,355.12	582,620.64
912796Y37	590,000.00	4.972	08/03/2023	0.00	580,582.60	0.00	0.00	1,606.74	582,189.34
10296	TX PL	401	02/07/2023	2,001.13	522,317.41	2,001.13	23,979.54	-21,978.41	500,339.00
TXPOOL361	500,339.00	4.798	/ /	2,001.13	522,317.41	2,001.13	23,979.54	-21,978.41	500,339.00
10313	USTR	401	03/31/2023	0.00	747,099.38	0.00	0.00	2,983.43	750,082.81
912796CS6	765,000.00	4.879	09/28/2023	0.00	747,241.14	0.00	0.00	2,426.96	749,668.10

**City of Mont Belvieu**  
**Texas Compliance Change in Val Report**  
**April 1, 2023 - April 30, 2023**

Inv #	Issuer	Fund	Purch Date	Interest Accrual	Beginning Book Value				Ending Book Value
Cusip	Par Value	YTM	Mat Date	Interest Received	Beginning Market Value	Purchases/ Additions	Redemptions	Change in Value	Ending Market Value
<b>Sub Totals For: Fund: CIP</b>				32,819.47	18,148,739.56	481,236.52	770,979.54	-261,057.32	17,887,682.24
				34,636.04	18,053,413.24	481,236.52	770,979.54	-258,090.44	17,795,322.80
<b>Fund: 2009 CO Construction</b>									
10162	PRSPR	404	08/01/2020	0.00	0.00	0.00	0.00	0.00	0.00
100710996	0.00	1.000	/ /	0.00	0.00	0.00	0.00	0.00	0.00
<b>Sub Totals For: Fund: 2009 CO Construction</b>				0.00	0.00	0.00	0.00	0.00	0.00
				0.00	0.00	0.00	0.00	0.00	0.00
<b>Fund: 2015 CO Construction</b>									
10163	PRSPR	410	08/01/2020	1.17	4,766.68	1.17	0.00	1.17	4,767.85
100710996	4,767.85	1.000	/ /	1.17	4,766.68	1.17	0.00	1.17	4,767.85
<b>Sub Totals For: Fund: 2015 CO Construction</b>				1.17	4,766.68	1.17	0.00	1.17	4,767.85
				1.17	4,766.68	1.17	0.00	1.17	4,767.85
<b>Fund: 2016 CO Construction</b>									
10164	PRSPR	411	08/01/2020	0.00	0.00	0.00	0.00	0.00	0.00
100710996	0.00	1.000	/ /	0.00	0.00	0.00	0.00	0.00	0.00
<b>Sub Totals For: Fund: 2016 CO Construction</b>				0.00	0.00	0.00	0.00	0.00	0.00
				0.00	0.00	0.00	0.00	0.00	0.00
<b>Fund: 2017 CO Construction</b>									
10112	TXSTR	413	07/01/2020	0.00	0.00	0.00	0.00	0.00	0.00
TXSTAR171	0.00	3.968	/ /	0.00	0.00	0.00	0.00	0.00	0.00
10165	PRSPR	413	08/01/2020	0.00	0.00	0.00	0.00	0.00	0.00
100710996	0.00	1.000	/ /	0.00	0.00	0.00	0.00	0.00	0.00
<b>Sub Totals For: Fund: 2017 CO Construction</b>				0.00	0.00	0.00	0.00	0.00	0.00
				0.00	0.00	0.00	0.00	0.00	0.00
<b>Fund: 2017A CO Constructio</b>									
10113	TXSTR	414	07/01/2020	0.00	0.00	0.00	0.00	0.00	0.00
TXSTAR170	0.00	2.853	/ /	0.00	0.00	0.00	0.00	0.00	0.00

**City of Mont Belvieu**  
**Texas Compliance Change in Val Report**  
**April 1, 2023 - April 30, 2023**

Inv #	Issuer	Fund	Purch Date	Interest Accrual	Beginning Book Value	Purchases/ Additions	Redemptions	Change in Value	Ending Book Value
Cusip	Par Value	YTM	Mat Date	Interest Received	Beginning Market Value				Ending Market Value
10166	PRSPR	414	08/01/2020	0.00	0.00	0.00	0.00	0.00	0.00
100710996	0.00	1.000	/ /	0.00	0.00	0.00	0.00	0.00	0.00
<b>Sub Totals For: Fund: 2017A CO Constructio</b>				0.00	0.00	0.00	0.00	0.00	0.00
				0.00	0.00	0.00	0.00	0.00	0.00
<b>Fund: 2019 Construction</b>									
10139	NEXB	415	07/01/2020	694.04	168,549.80	694.04	0.00	694.04	169,243.84
1000079	169,243.84	5.000	/ /	694.04	168,549.80	694.04	0.00	694.04	169,243.84
10167	PRSPR	415	08/01/2020	0.00	0.00	0.00	0.00	0.00	0.00
100710996	0.00	1.000	/ /	0.00	0.00	0.00	0.00	0.00	0.00
10297	TX PL	415	02/06/2023	1,021.80	268,509.16	1,021.80	14,051.94	-13,030.14	255,479.02
TXPOOL361	255,479.02	4.798	/ /	1,021.80	268,509.16	1,021.80	14,051.94	-13,030.14	255,479.02
<b>Sub Totals For: Fund: 2019 Construction</b>				1,715.84	437,058.96	1,715.84	14,051.94	-12,336.10	424,722.86
				1,715.84	437,058.96	1,715.84	14,051.94	-12,336.10	424,722.86
<b>Fund: 2020 Construction</b>									
10168	PRSPR	416	08/01/2020	0.01	174,636.51	0.01	174,636.52	-174,636.51	0.00
100710996	0.00	1.000	/ /	0.01	174,636.51	0.01	174,636.52	-174,636.51	0.00
10289	TXSTR	416	02/06/2023	4,665.05	1,512,563.62	4,665.05	336,946.23	-332,281.18	1,180,282.44
TXSTAR790	1,180,282.44	4.829	/ /	4,665.05	1,512,563.62	4,665.05	336,946.23	-332,281.18	1,180,282.44
<b>Sub Totals For: Fund: 2020 Construction</b>				4,665.06	1,687,200.13	4,665.06	511,582.75	-506,917.69	1,180,282.44
				4,665.06	1,687,200.13	4,665.06	511,582.75	-506,917.69	1,180,282.44
<b>Fund: 2022 Construction Fu</b>									
10264	PRSPR	422	08/01/2022	21.15	108,392.63	21.15	21,918.30	-21,897.15	86,495.48
100710996	86,495.48	1.000	/ /	21.15	108,392.63	21.15	21,918.30	-21,897.15	86,495.48
10287	TXSTR	422	02/02/2023	35,948.91	9,059,313.90	35,948.91	0.00	35,948.91	9,095,262.81
TXSTAR790	9,095,262.81	4.829	/ /	35,948.91	9,059,313.90	35,948.91	0.00	35,948.91	9,095,262.81
<b>Sub Totals For: Fund: 2022 Construction Fu</b>				35,970.06	9,167,706.53	35,970.06	21,918.30	14,051.76	9,181,758.29
				35,970.06	9,167,706.53	35,970.06	21,918.30	14,051.76	9,181,758.29

**City of Mont Belvieu**  
**Texas Compliance Change in Val Report**  
**April 1, 2023 - April 30, 2023**

Inv #	Issuer	Fund	Purch Date	Interest Accrual	Beginning Book Value	Purchases/ Additions	Redemptions	Change in Value	Ending Book Value
Cusip	Par Value	YTM	Mat Date	Interest Received	Beginning Market Value				Ending Market Value
<b>Fund: EP Golf Course</b>									
10169	PRSPR	501	08/01/2020	146.95	475,285.56	125,579.10	0.00	125,579.10	600,864.66
100710996	600,864.66	1.000	/ /	146.95	475,285.56	125,579.10	0.00	125,579.10	600,864.66
10298	TX PL	501	02/14/2023	807.80	201,164.40	807.80	0.00	807.80	201,972.20
TXPOOL361	201,972.20	4.798	/ /	807.80	201,164.40	807.80	0.00	807.80	201,972.20
<b>Sub Totals For: Fund: EP Golf Course</b>				954.75	676,449.96	126,386.90	0.00	126,386.90	802,836.86
				954.75	676,449.96	126,386.90	0.00	126,386.90	802,836.86
<b>Fund: EP Recreation Center</b>									
10152	PRSPR	502	08/01/2020	6.12	20,394.90	4,616.00	0.00	4,616.00	25,010.90
100710996	25,010.90	1.000	/ /	6.12	20,394.90	4,616.00	0.00	4,616.00	25,010.90
<b>Sub Totals For: Fund: EP Recreation Center</b>				6.12	20,394.90	4,616.00	0.00	4,616.00	25,010.90
				6.12	20,394.90	4,616.00	0.00	4,616.00	25,010.90
<b>Fund: Public Utility</b>									
10143	NEXB	503	07/01/2020	8,753.60	2,125,850.11	8,753.60	0.00	8,753.60	2,134,603.71
1000279	2,134,603.71	5.000	/ /	8,753.60	2,125,850.11	8,753.60	0.00	8,753.60	2,134,603.71
10149	PRSPR	503	08/01/2020	76.93	239,111.52	75,453.83	0.00	75,453.83	314,565.35
100710996	314,565.35	1.000	/ /	76.93	239,111.52	75,453.83	0.00	75,453.83	314,565.35
10299	TX PL	503	02/07/2023	2,019.50	502,910.99	2,019.50	0.00	2,019.50	504,930.49
TXPOOL361	504,930.49	4.798	/ /	2,019.50	502,910.99	2,019.50	0.00	2,019.50	504,930.49
<b>Sub Totals For: Fund: Public Utility</b>				10,850.03	2,867,872.62	86,226.93	0.00	86,226.93	2,954,099.55
				10,850.03	2,867,872.62	86,226.93	0.00	86,226.93	2,954,099.55
<b>Fund: High Speed Internet</b>									
10170	PRSPR	504	08/01/2020	170.25	725,964.07	170.25	30,000.22	-29,829.97	696,134.10
100710996	696,134.10	1.000	/ /	170.25	725,964.07	170.25	30,000.22	-29,829.97	696,134.10
10300	TX PL	504	02/14/2023	6,058.49	1,508,732.97	6,058.49	0.00	6,058.49	1,514,791.46
TXPOOL361	1,514,791.46	4.798	/ /	6,058.49	1,508,732.97	6,058.49	0.00	6,058.49	1,514,791.46

**City of Mont Belvieu**  
**Texas Compliance Change in Val Report**  
**April 1, 2023 - April 30, 2023**

Inv #	Issuer	Fund	Purch Date	Interest Accrual	Beginning Book Value				Ending Book Value
Cusip	Par Value	YTM	Mat Date	Interest Received	Beginning Market Value	Purchases/ Additions	Redemptions	Change in Value	Ending Market Value
<b>Sub Totals For: Fund: High Speed Internet</b>				6,228.74	2,234,697.04	6,228.74	30,000.22	-23,771.48	2,210,925.56
				6,228.74	2,234,697.04	6,228.74	30,000.22	-23,771.48	2,210,925.56
<b>Fund: Solid Waste</b>									
10171	PRSPR	505	08/01/2020	15.41	29,889.74	33,121.73	0.00	33,121.73	63,011.47
100710996	63,011.47	1.000	/ /	15.41	29,889.74	33,121.73	0.00	33,121.73	63,011.47
<b>Sub Totals For: Fund: Solid Waste</b>				15.41	29,889.74	33,121.73	0.00	33,121.73	63,011.47
				15.41	29,889.74	33,121.73	0.00	33,121.73	63,011.47
<b>Fund: Fixed Asset Replacem</b>									
10144	NEXB	602	07/01/2020	441.32	107,179.33	441.32	0.00	441.32	107,620.65
1000287	107,620.65	5.000	/ /	441.32	107,179.33	441.32	0.00	441.32	107,620.65
10172	PRSPR	602	08/01/2020	0.00	0.00	0.00	0.00	0.00	0.00
100710996	0.00	1.000	/ /	0.00	0.00	0.00	0.00	0.00	0.00
10187	CS MM	602	07/01/2020	64.56	16,502.14	852,064.56	0.00	852,064.56	868,566.70
CSMM	868,566.70	4.330	/ /	64.56	16,502.14	852,064.56	0.00	852,064.56	868,566.70
10258	USTR	602	07/15/2022	0.00	850,716.60	0.00	852,000.00	-850,716.60	0.00
912796V48	0.00	0.000	04/20/2023	0.00	850,094.93	0.00	852,000.00	-850,094.93	0.00
10259	USTR	602	07/15/2022	0.00	851,674.88	0.00	0.00	2,130.05	853,804.93
912796X53	857,000.00	3.090	06/15/2023	0.00	848,884.38	0.00	0.00	2,984.33	851,868.71
10260	USTR	602	07/15/2022	1,856.25	826,708.56	0.00	0.00	254.89	826,963.45
9128284X5	828,000.00	3.140	08/31/2023	0.00	821,401.83	0.00	0.00	388.17	821,790.00
10261	USTR	602	07/29/2022	1,816.47	833,225.75	0.00	0.00	194.26	833,420.01
9128285U0	835,000.00	2.920	12/31/2023	0.00	822,344.49	0.00	0.00	130.51	822,475.00
10262	USTR	602	07/29/2022	1,971.72	827,966.57	0.00	0.00	4.71	827,971.28
9128285K2	828,000.00	2.880	10/31/2023	11,902.50	819,331.83	0.00	0.00	388.17	819,720.00
10267	USTR	602	10/04/2022	135.50	1,290,761.34	0.00	0.00	4,274.05	1,295,035.39
91282CCN9	1,308,000.00	4.210	07/31/2023	0.00	1,288,175.56	0.00	0.00	3,270.00	1,291,445.56

**City of Mont Belvieu**  
**Texas Compliance Change in Val Report**  
**April 1, 2023 - April 30, 2023**

Inv #	Issuer	Fund	Purch Date	Interest Accrual	Beginning Book Value				Ending Book Value
Cusip	Par Value	YTM	Mat Date	Interest Received	Beginning Market Value	Purchases/ Additions	Redemptions	Change in Value	Ending Market Value
10270	USTR	602	11/21/2022	0.00	2,571,974.15	0.00	0.00	9,590.97	2,581,565.12
912796W47	2,587,000.00	4.610	05/18/2023	0.00	2,571,882.09	0.00	0.00	9,754.80	2,581,636.89
10277	USTR	602	01/04/2023	0.00	1,284,962.27	0.00	0.00	4,875.22	1,289,837.49
912796CW7	1,290,000.00	4.673	05/02/2023	0.00	1,285,115.80	0.00	0.00	4,731.34	1,289,847.14
10282	USTR	602	02/07/2023	0.00	312,877.44	0.00	0.00	1,239.33	314,116.77
912796Y37	318,000.00	4.870	08/03/2023	0.00	312,924.18	0.00	0.00	866.01	313,790.19
10285	USTR	602	02/24/2023	0.00	850,719.83	0.00	0.00	3,454.88	854,174.71
912796Y37	865,000.00	4.972	08/03/2023	0.00	851,193.13	0.00	0.00	2,355.65	853,548.78
10301	TX PL	602	02/08/2023	44,464.02	11,342,346.38	44,464.02	269,567.39	-225,103.37	11,117,243.01
TXPOOL361	11,117,243.01	4.798	/ /	44,464.02	11,342,346.38	44,464.02	269,567.39	-225,103.37	11,117,243.01
<b>Sub Totals For: Fund: Fixed Asset Replacem</b>				50,749.84	21,967,615.24	896,969.90	1,121,567.39	-197,295.73	21,770,319.51
				56,872.40	21,937,376.07	896,969.90	1,121,567.39	-197,823.44	21,739,552.63
<b>Fund: EMS Grants &amp; Contrib</b>									
10173	PRSPR	702	08/01/2020	0.00	0.00	0.00	0.00	0.00	0.00
100710996	0.00	1.000	/ /	0.00	0.00	0.00	0.00	0.00	0.00
10302	TX PL	702	02/14/2023	0.00	0.00	0.00	0.00	0.00	0.00
TXPOOL361	0.00	4.610	/ /	0.00	0.00	0.00	0.00	0.00	0.00
<b>Sub Totals For: Fund: EMS Grants &amp; Contrib</b>				0.00	0.00	0.00	0.00	0.00	0.00
				0.00	0.00	0.00	0.00	0.00	0.00
<b>Fund: VFD Grants &amp; Contrib</b>									
10174	PRSPR	703	08/01/2020	0.00	0.00	0.00	0.00	0.00	0.00
100710996	0.00	1.000	/ /	0.00	0.00	0.00	0.00	0.00	0.00
10303	TX PL	703	02/14/2023	256.57	67,352.99	256.57	3,459.00	-3,202.43	64,150.56
TXPOOL361	64,150.56	4.798	/ /	256.57	67,352.99	256.57	3,459.00	-3,202.43	64,150.56
<b>Sub Totals For: Fund: VFD Grants &amp; Contrib</b>				256.57	67,352.99	256.57	3,459.00	-3,202.43	64,150.56
				256.57	67,352.99	256.57	3,459.00	-3,202.43	64,150.56

**Fund: Dedicated Parks**

**City of Mont Belvieu**  
**Texas Compliance Change in Val Report**  
**April 1, 2023 - April 30, 2023**

Inv #	Issuer	Fund	Purch Date	Interest Accrual	Beginning Book Value	Purchases/ Additions	Redemptions	Change in Value	Ending Book Value
Cusip	Par Value	YTM	Mat Date	Interest Received	Beginning Market Value				Ending Market Value
10175	PRSPR	704	08/01/2020	0.00	0.00	0.00	0.00	0.00	0.00
100710996	0.00	1.000	/ /	0.00	0.00	0.00	0.00	0.00	0.00
10304	TX PL	704	02/14/2023	2,418.06	602,165.44	2,418.06	0.00	2,418.06	604,583.50
TXPOOL361	604,583.50	4.798	/ /	2,418.06	602,165.44	2,418.06	0.00	2,418.06	604,583.50
<b>Sub Totals For: Fund: Dedicated Parks</b>				2,418.06	602,165.44	2,418.06	0.00	2,418.06	604,583.50
				2,418.06	602,165.44	2,418.06	0.00	2,418.06	604,583.50
<b>Fund: Barbers Hill Veteran</b>									
10176	PRSPR	705	08/01/2020	0.00	0.00	0.00	0.00	0.00	0.00
100710996	0.00	1.000	/ /	0.00	0.00	0.00	0.00	0.00	0.00
10305	TX PL	705	02/14/2023	9.19	2,289.44	9.19	0.00	9.19	2,298.63
TXPOOL361	2,298.63	4.798	/ /	9.19	2,289.44	9.19	0.00	9.19	2,298.63
<b>Sub Totals For: Fund: Barbers Hill Veteran</b>				9.19	2,289.44	9.19	0.00	9.19	2,298.63
				9.19	2,289.44	9.19	0.00	9.19	2,298.63
<b>Fund: Police Grants &amp; Cont</b>									
10177	PRSPR	706	08/01/2020	0.00	0.00	0.00	0.00	0.00	0.00
100710996	0.00	1.000	/ /	0.00	0.00	0.00	0.00	0.00	0.00
10306	TX PL	706	02/14/2023	25.61	6,378.79	25.61	0.00	25.61	6,404.40
TXPOOL361	6,404.40	4.798	/ /	25.61	6,378.79	25.61	0.00	25.61	6,404.40
<b>Sub Totals For: Fund: Police Grants &amp; Cont</b>				25.61	6,378.79	25.61	0.00	25.61	6,404.40
				25.61	6,378.79	25.61	0.00	25.61	6,404.40
<b>Fund: Hurricane Harvey</b>									
10178	PRSPR	711	08/01/2020	0.00	0.00	0.00	0.00	0.00	0.00
100710996	0.00	1.000	/ /	0.00	0.00	0.00	0.00	0.00	0.00
10307	TX PL	711	02/14/2023	1,999.67	497,974.62	1,999.67	0.00	1,999.67	499,974.29
TXPOOL361	499,974.29	4.798	/ /	1,999.67	497,974.62	1,999.67	0.00	1,999.67	499,974.29
<b>Sub Totals For: Fund: Hurricane Harvey</b>				1,999.67	497,974.62	1,999.67	0.00	1,999.67	499,974.29
				1,999.67	497,974.62	1,999.67	0.00	1,999.67	499,974.29

**City of Mont Belvieu**  
**Texas Compliance Change in Val Report**  
**April 1, 2023 - April 30, 2023**

Inv #	Issuer	Fund	Purch Date	Interest Accrual	Beginning Book Value				Ending Book Value
Cusip	Par Value	YTM	Mat Date	Interest Received	Beginning Market Value	Purchases/ Additions	Redemptions	Change in Value	Ending Market Value
<b>Fund: Parks &amp; Rec Grants &amp;</b>									
10179	PRSPR	715	08/01/2020	0.00	0.00	0.00	0.00	0.00	0.00
100710996	0.00	1.000	//	0.00	0.00	0.00	0.00	0.00	0.00
10308	TX PL	715	02/14/2023	15.43	3,842.69	15.43	0.00	15.43	3,858.12
TXPOOL361	3,858.12	4.798	//	15.43	3,842.69	15.43	0.00	15.43	3,858.12
<b>Sub Totals For: Fund: Parks &amp; Rec Grants &amp;</b>				15.43	3,842.69	15.43	0.00	15.43	3,858.12
				15.43	3,842.69	15.43	0.00	15.43	3,858.12
<b>Fund: COVID-19</b>									
10180	PRSPR	716	08/01/2020	0.00	0.00	0.00	0.00	0.00	0.00
100710996	0.00	1.000	//	0.00	0.00	0.00	0.00	0.00	0.00
10309	TX PL	716	02/14/2023	6,618.00	1,648,065.69	6,618.00	0.00	6,618.00	1,654,683.69
TXPOOL361	1,654,683.69	4.798	//	6,618.00	1,648,065.69	6,618.00	0.00	6,618.00	1,654,683.69
<b>Sub Totals For: Fund: COVID-19</b>				6,618.00	1,648,065.69	6,618.00	0.00	6,618.00	1,654,683.69
				6,618.00	1,648,065.69	6,618.00	0.00	6,618.00	1,654,683.69
<b>Fund: Laura</b>									
10211	PRSPR	717	03/31/2021	0.00	0.00	0.00	0.00	0.00	0.00
100710996	0.00	1.000	//	0.00	0.00	0.00	0.00	0.00	0.00
<b>Sub Totals For: Fund: Laura</b>				0.00	0.00	0.00	0.00	0.00	0.00
				0.00	0.00	0.00	0.00	0.00	0.00
<b>Fund: Winter Storm</b>									
10212	PRSPR	718	03/31/2021	0.00	0.00	0.00	0.00	0.00	0.00
100710996	0.00	1.000	//	0.00	0.00	0.00	0.00	0.00	0.00
10310	TX PL	718	02/14/2023	1,090.69	271,611.42	1,090.69	0.00	1,090.69	272,702.11
TXPOOL361	272,702.11	4.798	//	1,090.69	271,611.42	1,090.69	0.00	1,090.69	272,702.11
<b>Sub Totals For: Fund: Winter Storm</b>				1,090.69	271,611.42	1,090.69	0.00	1,090.69	272,702.11
				1,090.69	271,611.42	1,090.69	0.00	1,090.69	272,702.11
<b>Fund: Nicholas</b>									

**City of Mont Belvieu**  
**Texas Compliance Change in Val Report**  
**April 1, 2023 - April 30, 2023**

Inv #	Issuer	Fund	Purch Date	Interest Accrual	Beginning Book Value	Purchases/ Additions	Redemptions	Change in Value	Ending Book Value
Cusip	Par Value	YTM	Mat Date	Interest Received	Beginning Market Value				Ending Market Value
10216	PRSPR	719	09/01/2021	0.00	0.00	0.00	0.00	0.00	0.00
100710996	0.00	1.000	/ /	0.00	0.00	0.00	0.00	0.00	0.00
<b>Sub Totals For: Fund: Nicholas</b>				0.00	0.00	0.00	0.00	0.00	0.00
				0.00	0.00	0.00	0.00	0.00	0.00
<b>Fund: Animal Services</b>									
10219	PRSPR	720	02/01/2022	0.04	0.00	176.04	0.00	176.04	176.04
100710996	176.04	1.000	/ /	0.04	0.00	176.04	0.00	176.04	176.04
10311	TX PL	720	02/14/2023	15.50	3,860.87	15.50	0.00	15.50	3,876.37
TXPOOL361	3,876.37	4.798	/ /	15.50	3,860.87	15.50	0.00	15.50	3,876.37
<b>Sub Totals For: Fund: Animal Services</b>				15.54	3,860.87	191.54	0.00	191.54	4,052.41
				15.54	3,860.87	191.54	0.00	191.54	4,052.41
<b>Report Grand Totals:</b>				313,449.78	114,021,996.63	3,116,819.02	5,981,610.50	-2,792,349.52	111,229,647.11
				308,220.28	113,608,306.64	3,116,819.02	5,981,610.50	-2,774,687.67	110,833,618.97

<b>GLOSSARY</b>	
PAR VALUE	The face value of investment.
MARKET VALUE	The face value multiplied by the market price. It is the last reported price from the report date.
BOOK VALUE	The cost of a bond, plus or minus adjustments for purchase discount or premium adjustments.
AMORTIZATION/ACCRETION	Amortization (accretion) is the process of reducing (increasing) the original cost of the investment on a daily basis in order to equal par value at maturity. Amortization calculations vary by investment type and the basis associated with the type of investment.
SECURITY TYPE DEFINITIONS	Security types are broad category of investments with similar characteristics and risk features such as agency securities, corporate bonds, municipal bonds, and money markets. Codes within the system are utilized to make calculations based on the underlying security. Security type labels are customizable.
ACP	Commercial Paper
AFD	Federal Agency Discount - Amortized
FAC	Federal Agency Coupon Securities
MC2	Negotiable Certificate of Deposit
MUN	Municipal Bonds
RR2	Money Market Accounts
RR3	Compounding Interest CD
RRP	Investment Pools
PURCHASE PRINCIPAL	The original cost of the bond. Par value multiplied by purchase price.
PREMIUM/DISCOUNT	A bond with price below 100 is discount. A bond with price above 100 is premium.
ADJUSTED INTEREST EARNINGS	Net between interest earned and amortization/accretion adjustments within a report period.
EFFECTIVE RATE OF RETURN	Interest earnings adjusted for amortization of premiums and accretion for discounts plus any realized gain or loss divided by the average daily balance of the portfolio divided by 365 and then multiplied by the actual days in the report period.
YIELD TO MATURITY	The yield of an investment as of the purchase date assuming that the bond is held to maturity.
YTM 360	The yield is based on a hypothetical year that has only 360 days.
YTM 365	The yield is based on a 365-day year.
REMAINING COST	The original cost of an investment taking into consideration any partial sales or redemptions for the par value that remains.
STATED RATE	Coupon rate (yield the bond paid on its issue date).
CURRENT RATE	A bond's annual return based on its annual coupon payments and current price (as opposed to its original price or face).

## Statement Disclosures

The information provided in this report was created by TCG Advisors utilizing data from your custodian that is considered reliable. TCG Advisors is relying on the information provided by your custodian; TCG Advisors has not audited or otherwise verified the accuracy of the methodology, calculations, or information in this report. As a result, the methodology, calculations, and information presented in the report are not guaranteed by TCG Advisors.

TCG Advisors is independent of your custodian.

You should consider the account statements received directly from your account custodian as the prevailing document for your account. Please review the information contained on this statement against the statement provided to you from the account custodian or product sponsor. The reported value on your account statement you received from the account custodian may differ from the reported value on this quarterly statement due to a variety of factors including the treatment of accrued income and dividends, rounding and other considerations. If there is any unexplained discrepancy between this statement and the account statement you received from the account custodian, please immediately contact TCG Advisors and/or your account custodian. Discrepancies should be reported to TCG Advisors via telephone at 512-600-5268.

The account portfolio or assets in the account are valued at the starting and ending points of the period. Cash flows are included in the calculation based on when they occurred during the period.

Performance data quoted represents past performance and does not guarantee future results. The investment return and principal of an investment will fluctuate so that an investor's shares when redeemed may be worth more or less than their original cost. All investments have investment risks such as fluctuation in investment principal including the complete loss of principal invested. The values represented in the report may not reflect the original cost of a client's initial investment. TCG Advisors standard reporting does not reflect reinvestment of dividends and other earnings in the performance numbers, unless the account holder specifically asks for inclusion of such earnings. Performance report calculations and figures should not be relied upon for tax purposes.

If you have any changes in your financial situation, risk tolerance, investment objectives or if you wish to impose or modify any reasonable restrictions on the management of your account(s), please contact TCG Advisors immediately. Also, please contact us if you would like a current copy of our Disclosure Document, which includes a description of the advisory services we offer.

This material is not intended to present an opinion on legal or tax matters. Please consult with your attorney or tax advisor and compare this document to your custodial statement for accuracy, as applicable.



## **Section 6:**

# **PROPERTY TAX RECONCILIATION**

**CITY OF MONT BELVIEU  
PROPERTY TAX RECONCILIATION  
2022-2023  
Apr-23**

CHECK NO.	GENERAL FUND			INTEREST & SINKING FUND			TOTAL TAX COLLECTIONS	I & S		RENTION Fees	Net Tax Office Collections	TOTAL TAX REC BAL
	CURRENT 1201.001	DELINQUENT 1201.002	TOTAL 101-3110.000	CURRENT 1201.001	DELINQUENT 1201.002	TOTAL 301-3110.000		PENALTY & INTEREST 301-3110.002	TOTAL REMITTED			
<b>BAL 09/30/2022</b>	\$ -	\$ 20,302.07	\$ -	\$ -	\$ 22,015.46	\$ -	\$ -	\$ -	\$ -			\$ 42,317.53
<b>2022 LEVY</b>	13,542,794.38			10,101,953.86								23,644,748.24
<b>TAX ROLL SUPP &amp; ADJ:</b>												
OCT 22	5,128.23			3,825.30								
NOV 22	(151,468.19)	(71.21)		(112,984.42)	(68.49)							
DEC 22	2,213.20	(21,871.71)		1,650.89	(21,044.09)							
JAN 23	2,809.61	3,193.35		2,095.76	3,177.26							
FEB 23	(3,536.65)	(1,031.28)		(2,638.09)	(1,027.56)							
MAR 23	(3,049.11)	459.67		(2,274.42)	469.69							
APR 23	(2,279.25)	207.96		(1,700.15)	216.52							
<b>TOTAL SUPP &amp; ADJ</b>	(150,182.16)	(19,113.22)		(112,025.13)	(18,276.67)							(299,597.18)
<b>TOTAL TAXES TO COLLECT</b>	\$ 13,392,612.22	\$ 1,188.85		\$ 9,989,928.73	\$ 3,738.79							
<b>COLLECTIONS:</b>												
10/01 - 10/31	012108	-	896.33	896.33	-	886.38	886.38	1,782.71	181.67	1,964.38	(0.69)	1,963.69
<b>OCT 22</b>		-	896.33	896.33	-	886.38	886.38	1,782.71	181.67	1,964.38	(0.69)	1,963.69
11/01 - 11/30	012139	52,120.42	205.98	52,326.40	38,878.10	198.11	39,076.21	91,402.61	60.06	91,462.67	(0.37)	91,462.30
<b>NOV 22</b>		52,120.42	205.98	52,326.40	38,878.10	198.11	39,076.21	91,402.61	60.06	91,462.67	(0.37)	91,462.30
12/01 - 12/09	012154	77,522.54	190.94	77,713.48	57,826.21	194.77	58,020.98	135,734.46	69.78	135,804.24	-	135,804.24
12/12 - 12/16	012168	156,996.29	767.75	157,764.04	117,108.07	781.38	117,889.45	275,653.49	278.48	275,931.97	-	275,931.97
12/19 - 12/23	012178	100,099.24	-	100,099.24	74,666.81	-	74,666.81	174,766.05	-	174,766.05	-	174,766.05
12/26 - 12/31	012189	287,498.14	(22,702.40)	264,795.74	214,452.93	(21,842.37)	192,610.56	457,406.30	7.07	457,413.37	(26.42)	457,386.95
<b>DEC 22</b>		622,116.21	(21,743.71)	600,372.50	464,054.02	(20,866.22)	443,187.80	1,043,560.30	355.33	1,043,915.63	(26.42)	1,043,889.21
01/02 - 01/06	012206	2,109,693.62	19.35	2,109,712.97	1,573,680.25	18.63	1,573,698.88	3,683,411.85	4.61	3,683,416.46	-	3,683,416.46
01/09 - 01/13	012269	530,891.19	-	530,891.19	396,006.56	-	396,006.56	926,897.75	-	926,897.75	-	926,897.75
01/16 - 01/20	012280	1,416,579.52	(315.45)	1,416,264.07	1,056,666.88	(303.40)	1,056,363.48	2,472,627.55	4.06	2,472,631.61	-	2,472,631.61
01/23 - 01/31	012291	1,799,947.96	137.61	1,800,085.57	1,342,631.59	132.51	1,342,764.10	3,142,849.67	56.60	3,142,906.27	(75.74)	3,142,830.53
<b>JAN 23</b>		5,857,112.29	(158.49)	5,856,953.80	4,368,985.28	(152.26)	4,368,833.02	10,225,786.82	65.27	10,225,852.09	(75.74)	10,225,776.35
02/01 - 02/10	012332	6,672,025.29	(800.47)	6,671,224.82	4,976,853.03	(805.56)	4,976,047.47	11,647,272.29	3,053.53	11,650,325.82		11,650,325.82
02/11 - 02/17	012349	91,277.34	665.83	91,943.17	68,086.13	607.67	68,693.80	160,636.97	(551.28)	160,085.69		160,085.69
02/18 - 02/28	012377	15,543.65	38.62	15,582.27	11,594.52	37.16	11,631.68	27,213.95	1,916.87	29,130.82	(80.25)	29,050.57
<b>FEB 23</b>		6,778,846.28	(96.02)	6,778,750.26	5,056,533.68	(160.73)	5,056,372.95	11,835,123.21	4,419.12	11,839,542.33	(80.25)	11,839,462.08

**CITY OF MONT BELVIEU  
PROPERTY TAX RECONCILIATION  
2022-2023  
Apr-23**

CHECK NO.	GENERAL FUND			INTEREST & SINKING FUND			TOTAL TAX COLLECTIONS	I & S		RENTITION Fees	Net Tax Office Collections	TOTAL TAX REC BAL
	CURRENT 1201.001	DELINQUENT 1201.002	TOTAL 101-3110.000	CURRENT 1201.001	DELINQUENT 1201.002	TOTAL 301-3110.000		PENALTY & INTEREST 301-3110.002	TOTAL REMITTED			
03/01 - 03/10 012390	8,699.25	79.12	8,778.37	6,489.05	76.15	6,565.20	15,343.57	902.70	16,246.27	(1.48)	16,244.79	
03/11 - 03/17 012415	6,892.89	5.10	6,897.99	5,141.60	4.90	5,146.50	12,044.49	1,067.79	13,112.28		13,112.28	
03/18 - 03/24 012487	2,365.17	801.13	3,166.30	1,764.25	771.83	2,536.08	5,702.38	1,074.89	6,777.27	(0.38)	6,776.89	
03/25 - 03/31 012501	2,485.77	49.82	2,535.59	1,854.23	52.26	1,906.49	4,442.08	392.23	4,834.31		4,834.31	
<b>MAR 23</b>	<b>20,443.08</b>	<b>935.17</b>	<b>21,378.25</b>	<b>15,249.13</b>	<b>905.14</b>	<b>16,154.27</b>	<b>37,532.52</b>	<b>3,437.61</b>	<b>40,970.13</b>	<b>(1.86)</b>	<b>40,968.27</b>	
04/01 - 04/07 012517	3,512.20	-	3,512.20	2,619.86	-	2,619.86	6,132.06	543.61	6,675.67	(10.40)	6,665.27	
04/08 - 04/14 012538	1,911.70	940.71	2,852.41	1,425.98	904.78	2,330.76	5,183.17	642.94	5,826.11	-	5,826.11	
04/15 - 04/21 012552	2,390.49	26.31	2,416.80	1,783.13	25.30	1,808.43	4,225.23	473.03	4,698.26	-	4,698.26	
04/22 - 04/28 012600	(1,242.82)	91.02	(1,151.80)	(927.05)	87.54	(839.51)	(1,991.31)	471.83	(1,519.48)	-	(1,519.48)	
<b>APR 23</b>	<b>6,571.57</b>	<b>1,058.04</b>	<b>7,629.61</b>	<b>4,901.92</b>	<b>1,017.62</b>	<b>5,919.54</b>	<b>13,549.15</b>	<b>2,131.41</b>	<b>15,680.56</b>	<b>(10.40)</b>	<b>15,670.16</b>	
<b>TOTAL YTD COLLECTIONS</b>	<b>\$ 13,337,209.85</b>	<b>\$ (18,902.70)</b>	<b>\$ 13,318,307.15</b>	<b>\$ 9,948,602.13</b>	<b>\$ (18,171.96)</b>	<b>\$ 9,930,430.17</b>	<b>\$ 23,248,737.32</b>	<b>\$ 10,650.47</b>	<b>\$ 23,259,387.79</b>	<b>\$ (195.73)</b>	<b>\$ 23,259,192.06</b>	<b>\$ (23,248,737.32)</b>
Taxes Receiv. EOM Bal. 04/30/2023	<b>\$ 55,402.37</b>	<b>\$ 20,091.55</b>		<b>\$ 41,326.60</b>	<b>\$ 21,910.75</b>							<b>\$ 138,731.27</b>
Deposits in Transit	(1,242.82)	91.02	(1,151.80)	(927.05)	87.54	(839.51)	(1,991.31)	471.83	(1,519.48)	-	(1,519.48)	



## City Council

COUNCIL CHAMBERS  
11607 EAGLE DRIVE  
MONT BELVIEU, TX, 77523

Monday, April 24, 2023  
6:00 p.m.

**A) CALL TO ORDER AND ANNOUNCEMENT OF QUORUM.**

**PRESENT:**

Nick Dixon, Mike Pomykal, Laurie Guidry, Arnold Peters, Joey McWilliams, and Jabo Leonard

**ABSENT:**

Tim Duree

**ALSO PRESENT:**

None.

**B) INVOCATION.**

Grady Randle led the invocation.

**C) PLEDGE TO FLAGS.**

**D) CITY MANAGER'S EMPLOYEE RECOGNITION.**

Dustin Schubert presented certificate of recognition to Justyn Hospedales. Everyone knows and appreciates Justyn. He is always busy working and has a smile on his face.

Bill Thompson presented certificate to Fermin Gutierrez from Public Works Department recognizing him for going above and beyond!

**E) PUBLIC STATEMENTS AND COMMENTS.**

No comments.

**F) PUBLIC HEARINGS.**

- F.1) Proposed voluntary annexation of approximately 15 acres of land owned by Castlerock Communities

**Department:** Planning & Development

Cover Page

NOTICE OF PUBLIC HEARINGS for Resrve of Champions Estates #3.docx

Mayor Dixon opened the public hearing at 6:10 p.m. Ken Barnadyn spoke to council regarding the annexation process. No one from the public spoke. The public hearing was closed at 6:11 p.m.

- F.2) Proposed rezoning of approximately 15 acres of land owned by Castlerock Communities LLC located east of the Reserves of Champions Estate Subdivision from Rural Use (RU) to Village Mixed Use (VMU)

**Department:** Planning & Development

Cover Page

PUBLIC HEARING - ROC Rezone #3.doc

Mayor Dixon opened the public hearing at 6:11 p.m. Ken Barnadyn spoke to council. No one from the public spoke. Council had a discussion regarding: Vesting triggers off applications or plats. More regulation on the city. When you annex you can apply zoning. Is it grandfathered? Currently our ordinance doesn't provide for one in and out. You would have to amend the ordinance. Traffic analysis. The public hearing was closed at 6:22 p.m.

**G) ITEMS FOR INDIVIDUAL CONSIDERATION/DISCUSSION.**

- G.1) Discussion of and possible action on acceptance of petition and approval of Ordinance No. 2023-012 for the annexation of land in Mont Belvieu's Extraterritorial Jurisdiction (ETJ) totaling approximately 15.0 acres and owned by Castlerock LLC.

**Department:** Planning & Development

Cover Page

PL-23-321-cr petition for annexation.pdf

MB - Annexation Ord Voluntary C3 - Castlerock Communities LLC parcels 18813 and 13147 (final) (4881-9434-0698.1).docx

Ken Barnadyn presented item to council. He showed a map of the property. This is to finalize annexation of the forementioned property.

Moved by: Mike Pomykal, seconded by Joey McWilliams to table

**AYES:**

Nick Dixon, Mike Pomykal, Laurie Guidry, Arnold Peters, Joey McWilliams, Jabo Leonard

**NOES:**

None

**ABSENTS:**

None

**ABSTAINS:**

None

**RECUSALS:**

None


**SUMMARY:**


6 Yeas; 0 Nays; 0 Abstains; 0 Absent.

- G.2) Discussion of and possible action on the proposed rezoning of approximately 15 acres of land from Rural Use (RU) to Village Mixed Use (VMU).

**Department:** Planning & Development

Cover Page 

Parcel 13147 & 18813.pdf 

MB Ord Rezoning Castle Rock - 15.0 acres RU to VMU (final) (4872-6616-1502.1).docx 

Moved by: Mike Pomykal, seconded by Jabo Leonard to table

**AYES:**

Nick Dixon, Mike Pomykal, Laurie Guidry, Arnold Peters, Joey McWilliams, Jabo Leonard

**NOES:**

None

**ABSENTS:**

None

**ABSTAINS:**

None

**RECUSALS:**

None

**SUMMARY:**

6 Yeas; 0 Nays; 0 Abstains; 0 Absent.

- G.3) Discussion of and possible action on the Reserve of Champions Master Plan and Preliminary Plat for Sec. #3.

**Department:** Planning & Development

Champions Estates 3.pdf

Cover Page

Ken Barnadyn presented item to council. 29 residential lots. Required to connect trail along pipeline. Reserve B is designated for detention. Traffic impact analysis to be completed as per Planning & Zoning Commission.

Moved by: Jabo Leonard, seconded by Laurie Guidry to table master plan pending traffic analysis completed.

**AYES:**

Nick Dixon, Mike Pomykal, Laurie Guidry, Arnold Peters, Joey McWilliams, Jabo Leonard

**NOES:**

None

**ABSENTS:**

None

**ABSTAINS:**

None

**RECUSALS:**

None

**SUMMARY:**

6 Yeas; 0 Nays; 0 Abstains; 0 Absent.

provide an easement and asked to be annexed into the city.

- G.4) Update and Discussion on amendments to Chapter 32 (Subdivision Ordinance), as it pertains to public right-of-ways and street width.

**Department:** Planning & Development

Cover Page

Ken Barnadyn presented to council. He reviewed the timeline for previous street width history. Francisco Carrillo updated council on the layout for 60' ROW minimums with 28 feet streets. Our current minimum is 24 feet. Discussion was had on street speed limits vs. street width. City Manager Winningham-the city inherits the streets. A lot of money to pay the maintenance. Roll curb vs. straight curb. Show data from 28-30 feet. Retreat item for June as a special circumstance.

- G.5) Discussion of and possible action on engineering design services for Eagle Pointe Drive.

**Department:** Public Works & Engineering

Cover Page

Engineering & Construction Phase Services Proposal - Eagle Pointe\_R1.pdf

Project Cost Estimate - Eagle Point Drive Blvd Extension( R1).pdf

Moved by: Mike Pomykal, seconded by Jabo Leonard to approve design.

**AYES:**

Nick Dixon, Mike Pomykal, Laurie Guidry, Arnold Peters, Joey McWilliams, Jabo Leonard

**NOES:**

None

**ABSENTS:**

None

**ABSTAINS:**

None

**RECUSALS:**

None

**SUMMARY:**

6 Yeas; 0 Nays; 0 Abstains; 0 Absent.

City Manger Winningham made opening comments. Francisco Carrillo presented item to council. Expansion of the boulevard and grand access to Eagle Pointe. He reviewed the engineering costs. Comprehensive plan. Will be a major thoroughfare.

G.6) Discussion of and possible action on revisions to Employee Handbook.

**Department:** Human Resources

Cover Page

Employee Handbook\_REVjem-scw-bw\_4-24-23.pdf

Sandra Wilson presented to council. She reviewed the timeline. Administrative adjustments as necessary.

Moved by: Mike Pomykal, seconded by Laurie Guidry to approve

**AYES:**

Nick Dixon, Mike Pomykal, Laurie Guidry, Arnold Peters, Joey McWilliams, Jabo Leonard

**NOES:**

None

**ABSENTS:**

None

**ABSTAINS:**

None

**RECUSALS:**

None

**SUMMARY:**

6 Yeas; 0 Nays; 0 Abstains; 0 Absent.

City Manager Winningham spoke regarding there being no additional rules to conceal carry as long as the employees conform to states law. Director would confirm license to carry and be informed.

**H) CONSENT AGENDA.**

H.1) Ordinance No. 2023-011 - 2022-23 FY Budget Amendment

**Department:** Finance

Ordinance No. 2023-011 FY 2022-23 Budget Amendment.pdf

0. Budget Amendment - 4.24.23 COMBINED.pdf

H.2) Resolution No. 2023-004, a resolution adopting the City of Mont Belvieu's Banking and Investment Policy

**Department:** Finance

Cover Page

Resolution No. 2023-004 Banking & Investment Policy.pdf

Investment Policy - 4.24.23.pdf

H.3) Finance Packet - March 2023

**Department:** Finance

Finance Packet - March 2023.pdf

H.4) Minutes

**Department:** Administration

March 27, 2023 Minutes.pdf

Moved by: Mike Pomykal, seconded by Laurie Guidry to approve

**AYES:**

Nick Dixon, Mike Pomykal, Laurie Guidry, Arnold Peters, Joey McWilliams, Jabo Leonard

**NOES:**

None

**ABSENTS:**

None

**ABSTAINS:**

None

**RECUSALS:**

None

**SUMMARY:**

6 Yeas; 0 Nays; 0 Abstains; 0 Absent.

**D) EXECUTIVE SESSION.**

I.1) Executive Session pursuant to Section 551.087 of the Government Code to discuss or deliberate regarding economic development.

**Department:** Administration

I.2) Executive Session pursuant to Section 551.071 of the Government Code to consult with legal counsel regarding pending or contemplated litigation: Urban Construction Southwest, Inc.

**Department:** Administration

I.3) Executive Session pursuant to Section 551.074 of the Government Code to discuss or deliberate the evaluation of a public officer or employee: City Manager.

**Department:** Administration

Moved by: Mike Pomykal, seconded by Joey McWilliams to enter closed session at 7:29 p.m.

**AYES:**

Nick Dixon, Mike Pomykal, Laurie Guidry, Arnold Peters, Joey McWilliams, Jabo Leonard

**NOES:**

None

**ABSENTS:**

None

**ABSTAINS:**

None

**RECUSALS:**

None

**SUMMARY:**

6 Yeas; 0 Nays; 0 Abstains; 0 Absent.

**J) DISCUSSION OF AND POSSIBLE ACTION RESULTING FROM EXECUTIVE SESSION.**

No action.

**K) ITEMS FOR FUTURE AGENDAS.**

No items.

**L) MAYOR/COUNCIL COMMENTS.**

No comments.

**M) ADJOURNMENT.**

Moved by: Mike Pomykal, seconded by Laurie Guidry to adjourn at 8:42 p.m.

**AYES:**

Nick Dixon, Mike Pomykal, Laurie Guidry, Arnold Peters, Joey McWilliams, Jabo Leonard

**NOES:**

None

**ABSENTS:**

None

**ABSTAINS:**

None

**RECUSALS:**

None

**SUMMARY:**

6 Yeas; 0 Nays; 0 Abstains; 0 Absent.