AGENDA
REGULAR JOINT MEETING OF THE OAKLEY CITY COUNCIL/OAKLEY CITY COUNCIL ACTING AS THE SUCCESSOR AGENCY TO THE OAKLEY REDEVELOPMENT AGENCY AND SPECIAL MEETING OF THE OAKLEY PUBLIC FINANCING AUTHORITY

Tuesday, May 27, 2025
6:30 PM
Oakley City Council Chambers located at 3231 Main Street, Oakley, California 94561. Unless stated otherwise on the agenda, every item on the agenda is exempt from CEQA Guidelines Sections 15060(c), 15061(b)(3), 15273, 15378, 15301, 15323 and/or Public Resources Code Section 21065.

MISSION STATEMENT: The City of Oakley will create a resilient future that fosters and attracts a vibrant and evolving community that welcomes and values all people.

VISION STATEMENT: The City of Oakley celebrates our unique Delta lifestyle and small-town feel where we Live in a safe, dynamic community, ***Work*** together to build the future, and ***Play*** in our own backyard.

Agendas are posted in Oakley at Oakley City Hall-3231 Main Street, outside the gym at Delta Vista Middle School-4901 Frank Hengel Way and outside the Library at Freedom High School-1050 Neroly Road. Agendas are also posted on the City's Internet Website www.oakleyca.gov.

A complete packet of information containing staff reports and exhibits related to each item is available for public review prior to an Oakley City Council and/or City Council Acting as the Successor Agency to the Oakley Redevelopment Agency/Oakley Public Financing Authority meeting at Oakley City Hall, 3231 Main Street, Oakley, CA 94561. Any writings or documents provided to a majority of the Oakley City Council, Oakley City Council Acting as the Successor Agency to the Oakley Redevelopment Agency or Oakley Public Financing Authority regarding any item on this agenda will be made available for public inspection, during regular business hours, in the Main Lobby of Oakley City Hall.

Agendas may be picked up at Oakley City Hall for no charge. To request information regarding placement on the City's agenda e-mail distribution list, please contact us at (925) 625-7000.

We provide social media options to stay connected to City Hall through Facebook, X, Next Door and Instagram.

If you require special accommodation, please call the City Clerk's office at (925) 625-7000 before the meeting or contact City staff at the meeting.

Please keep cell phones/electronic devices turned off during the meeting. Please be

advised that City Council meetings are video recorded and attendees may appear on video.

Information Regarding Public Comment
Members of the public may address the Council on items of interest that are within the City's jurisdiction. In compliance with State law, the council may not take action or have discussion on any item that is not specifically listed on the agenda. Public comment on items not listed on the agenda will be heard under the Public Comments section of the agenda. Public comments on items listed on the agenda will be heard as the Mayor calls the items. In compliance with State law, the Council may not take action on an item that is not specifically listed on the agenda. If you would like to speak on any agenda item, please fill out a public speaker card available in the lobby and submit it to the City Clerk seated in the Council Chamber **prior to the agenda item being called.** The Mayor will call you by name to the podium to hear your comment. PUBLIC COMMENTS ARE LIMITED TO THREE (3) MINUTES. Online public comments are accepted until 5 p.m. the day of the meeting and can be submitted at https://www.oakleyca.gov/FormCenter/Public-Comment-Forms-7.

1. OPENING MATTERS

   1.1 Call to Order and Roll Call of the Oakley City Council/Oakley City Council Acting as the Successor Agency to the Oakley Redevelopment Agency and Special Meeting of the Oakley Public Financing Authority

   1.2 Pledge of Allegiance to the Flag (Yasmeen Mohamed, Almond Grove Elementary School Student)

2. PUBLIC COMMENTS
   At this time, the public is permitted to address the Oakley City Council/Oakley City Council Acting as the Successor Agency to the Oakley Redevelopment Agency/Oakley Public Financing Authority on non-agendized items.

3. COUNCILMEMBER COMMENTS

4. CONSENT CALENDAR
   Consent Calendar items are typically non-controversial in nature and are considered for approval by the Oakley City Council/ Oakley City Council Acting as the Successor Agency to the Oakley Redevelopment Agency/Oakley Public Financing Authority with one single action. Members of the audience, Staff or the Oakley City Council/ Oakley City Council Acting as the Successor Agency to the Oakley Redevelopment Agency/Oakley Public Financing Authority who would like an item removed from the Consent Calendar for purposes of public input may request the Mayor remove the item. The public may request to remove an item(s) to provide input by completing a public speaker card and submitting it to the City Clerk prior to the item(s) being called by the Mayor.

   4.1 Approve Minutes from the Regular Joint City Council/City Council Acting as the Successor Agency to the Redevelopment Agency/Public Financing Authority Meeting Held May 13, 2025 (Kim Snodgrass, City Clerk)
   Minutes

   4.2 Report out of Closed Session Memo (Derek Cole, City Attorney)
   Memo

4.3 Reject all bids for O'Hara Avenue / Carpenter Road Intersection Improvement Project – Capital Improvement Project (CIP) Number 263 (Kevin Rohani, P.E., Public Works Director/City Engineer)
Staff Report
1. Resolution
2. Bid Results Summary

4.4 Creating Zone 199 within the Oakley Special Police Tax Area consisting of the 87 Hill Avenue Urban Lot Split (MS 24-977) project located at 87 Hill Avenue (APN 033-090-019-2) (Kevin Rohani, Public Works Director/City Engineer)
Staff Report
1. Resolution
1A. Exhibit A to Resolution
2. Ordinance
2A. Exhibit A to Ordinance
2B. Exhibit B

5. PUBLIC HEARINGS

5.1 Public Hearing to Consider Confirming the Diagrams and Assessments and Ordering the Levy and Collection of the Annual Assessments for Fiscal Year 2025/26 for the City of Oakley Street Lighting and Landscape Assessment District No. 1 (Kevin Rohani, P.E., Public Works Director/City Engineer)
Staff Recommendation: 1) Receive the Staff Report, 2) Receive Questions from the City Council, 3) Open the Public Hearing, 4) Receive Public Testimony, 5) Close the Public Hearing, 6) Request information from the City Clerk as to whether any written protests have been filed and what level of assessable land the protests represent in order to determine whether a majority protest exists 7) Deliberate, 8) Summarize the Deliberation 9) Adopt the Resolution
Staff Report
1. Resolution
2. Final Engineer's Report

6. REGULAR CALENDAR

6.1 Waive the First Reading and Introduce an Ordinance Repealing and Reenacting Chapter 2.5 of the Oakley Municipal Code Concerning Emergency Organizations and Functions (Danielle Navarro, Assistant City Manager)
Staff Report
1. Ordinance

6.2 Waive the First Reading and Introduce an Ordinance Amending Chapter 6 of the Oakley Municipal Code Concerning Purchasing and Contracting and Chapter 2.2.114 Powers of Duties (Jeri Tejeda, Administrative Services Director)
Staff Report
1. Ordinance

6.3 Consideration of Resolutions Adopting the Fiscal Year 2025/26 Proposed Operating Budget, Statement of Financial Policies, and Appropriations Limit, Adopting the Fiscal Year 2025/26 Capital Budget, and Five-Year Capital Improvement Program (CIP) for Fiscal Years 2025/26 through 2029/30 and Adopting the Fiscal Year 2025/26 Information Technology Plan (Jeri Tejeda, Administrative Services Director)

Staff Report
1. Resolution #1
2. Resolution #2
3. Resolution #3
4. Resolution #4
5. Proposed Operating Budget for Fiscal Year 2025/26 and Proposed Capital Budget for Fiscal Year 2025/26 and Proposed Five-year Capital Improvement Plan for Fiscal Years 2025/26 through 2029/30.
6. Internal Control Report
7. Fiscal Year 2025/26 Information Technology Plan

7. REPORTS

7.1 CITY MANAGER
(a) City Manager

7.2 OAKLEY CITY COUNCIL/OAKLEY CITY COUNCIL ACTING AS THE SUCCESSOR AGENCY TO THE OAKLEY REDEVELOPMENT AGENCY

(a) Reports from Council Liaisons to Regional Committees, Commissions and Boards AND Oakley City Council/Oakley City Council Acting as the Successor Agency to the Oakley Redevelopment Agency

(b) Requests for Future Agendas

8. WORK SESSION

9. CLOSED SESSIONS

10. ADJOURN

MINUTES OF THE REGULAR JOINT MEETING OF THE OAKLEY CITY COUNCIL/OAKLEY CITY COUNCIL ACTING AS THE SUCCESSOR AGENCY TO THE OAKLEY REDEVELOPMENT AGENCY/OAKLEY PUBLIC FINANCING AUTHORITY HELD MAY 13, 2025

1. OPENING MATTERS

1.1 Call to Order and Roll Call of the Oakley City Council/Oakley City Council Acting as the Successor Agency to the Oakley Redevelopment Agency/Oakley Public Financing Authority

Mayor Shannon Shaw called the meeting to order at 6:30 p.m. in the Oakley City Council Chambers located at 3231 Main Street, Oakley, California 94561. Vice Mayor Hugh Henderson and Councilmembers George Fuller, Aaron Meadows and Anissa Williams were also present.

1.2 Pledge of Allegiance to the Flag

Vice Mayor Henderson led the Pledge of Allegiance to the Flag.

1.3 Presentation of Proclamations 1. Building Safety Month (Conrad Fromme, Chief Building Official) 2. National Police Week (Paul Beard, Chief of Police) 3. Public Works Week (Kevin Rohani, Public Works Director/City Engineer)

Mayor Shaw read and presented the proclamations.

1.4 Oakley Union Elementary School District Update (Superintendent, Jeff Palmquist)

Superintendent Jeff Palmquist provided an update on the LCAP Goals and the road ahead.

1.5 Contra Costa County Fire Protection District Update (Assistant Chief, Xon Burris)

This item is being rescheduled to a later date.

2. PUBLIC COMMENTS

Public Comments were provided by Roger Mammon and Kathi McLaughlin.

3. COUNCILMEMBER COMMENTS

Councilmember Fuller provided a comment.

Mayor Shaw called for a brief recess.

4. CONSENT CALENDAR

4.1 Approve Minutes from the Special City Council Meeting held April 15, 2025 (Kim Snodgrass, City Clerk)

4.2 Approve Minutes from the Regular Joint Meeting of the Oakley City Council/Oakley City Council Acting as the Successor Agency to the Oakley Redevelopment Agency and Special Meeting of the Oakley Public Financing Authority held April 22, 2025 (Kim Snodgrass, City Clerk)

4.3 Report out of Closed Session Memo (Derek Cole, City Attorney)

4.4 City of Oakley Investment Report (3rd Quarter FY 2024/25) (Jeri Tejeda, Administrative Services Director)

4.5 City of Oakley as Successor Agency to the Oakley Redevelopment Agency Quarterly Investment Report (3rd Quarter FY 2024/25) (Jeri Tejeda, Administrative Services Director)

4.6 Adopt a Resolution Accepting the Work Associated with the Irrigation Well Installation at City's Freedom Basin Project - Capital Improvement Project Number 265 (Kevin Rohani, P.E., Public Works Director/City Engineer)

4.7 Adopt a Resolution Creating Zone 198 within the Oakley Special Police Tax Area Consisting of the 486 Quail Glen Drive Urban Lot Split (MS 24- 980) Project Located at 486 Quail Glen Drive (APN 041-330-037-7) (Kevin Rohani, P.E., Public Works Director/City Engineer)

4.8 Adopt Two Resolutions Initiating the Fiscal Year 2025-26 Oakley Street Lighting and Landscape Assessment District No. 1 proceedings; initiating the process and declaring the intention to levy and collect assessments, and setting May 27, 2025, as the date for the Public Hearing (Kevin Rohani, P.E., Public Works Director/City Engineer)

4.9 City of Oakley General Plan Annual Progress Report Calendar Year 2024 (Evan Gorman, Associate Planner)

4.10 Adopt a Resolution Approving a List of Projects for Fiscal Year 2025/26 Funded by Senate Bill 1: The Road Repair and Accountability Act of 2017 (Kevin Rohani, P.E., Public Works Director/City Engineer)

4.11 Consideration to Adopt a Resolution Approving an Amendment to the Salary Schedules for Fiscal Year 2024/2025 and 2025/2026, Authorizing the Addition of one Job Classification Effective Immediately and Adding a Hiring Incentive for Specific Positions (Jeri Tejeda, Administrative Services Director)

4.12 Adopt a Resolution Approving a Memorandum of Understanding for the Development of a Contra Costa Resilient Shoreline Plan through the Ocean Protection Council Senate Bill 1 Grant Program ("MOU") and Authorize the City Manager to Execute the MOU (Ken Strelo, Community Development Director)

4.13 Adopt a Resolution Adopting a Traffic Order of the City Engineer Establishing Speed Limits (Kevin Rohani, P.E., Public Works Director/City Engineer)

4.14 Adopt a Resolution Approving the Fourth Amendment to the Employment Agreement Between the City of Oakley and Joshua McMurray (Derek Cole, City Attorney)

4.15 Adopt a Resolution Appointing a Replacement City Council Standby Member in the Event of a Declared Emergency (Kim Snodgrass, City Clerk)

4.16 Consideration to Adopt a Resolution Approving an Amendment to the Personnel rules adding Benefits to General Non-Sworn Staff and Approving a one-time Bonus for all Full-Time and Regular Part- Time Staff Hired Before April 1, 2025 (Jeri Tejeda, Administrative Services Director)

Councilmember Fuller pulled items 4.1, 4.2, 4.8 and 4.14. Councilmember Williams pulled items 4.9, 4.10, 4.12 and 4.15.

City Attorney Derek Cole mentioned that the Government Code requires an oral report any time there is a change to upper-level employees' salary or benefits. He reported as part of item 4.16 there are seven upper-level positions that will receive the one-time bonus and named the positions.

It was moved by Councilmember Meadows and seconded by Councilmember Williams to approve the remainder of the Consent Calendar. Motion was unanimous and so ordered (5-0)

Item 4.1 and 4.2

Councilmember Fuller stated he will vote no on both items.

It was moved by Councilmember Williams and seconded by Councilmember Meadows to Approve items 4.1 and 4.2. (4-1) Ayes: Henderson, Meadows, Shaw, Williams Noes: Fuller

Item 4.8

Councilmember Fuller asked questions. City Manager Joshua McMurray and City Attorney Derek Cole responded.

It was moved by Councilmember Meadows and seconded by Vice Mayor Henderson to Approve item 4.8. (4-1) Ayes: Henderson, Meadows, Shaw, Williams Noes: Fuller

Item 4.9

Councilmembers Williams and Councilmember Fuller asked questions. City Manager Joshua McMurray and City Attorney Derek Cole responded.

It was moved by Councilmember Williams and seconded by Councilmember Meadows to approve item 4.9. Motion was unanimous and so ordered (5-0)

Item 4.10

Councilmember Williams asked for an overview of SB1. City Manager Joshua McMurray responded.

It was moved by Councilmember Williams and seconded by Councilmember Meadows to approve item 4.10. Motion was unanimous and so ordered (5-0)

Item 4.12

Councilmember Williams asked questions. City Manager Joshua McMurray responded.

It was moved by Councilmember Williams and seconded by Councilmember Meadows to approve item 4.12. Motion was unanimous and so ordered (5-0)

Item 4.14

City Attorney Derek Cole provided an oral report on what is being proposed in the staff report to comply with the Government Code.

Councilmember Fuller asked questions. City Attorney Derek Cole responded.

Councilmember Fuller mentioned he will vote no.

It was moved by Councilmember Meadows and seconded by Councilmember Henderson to approve item 4.14. (4-1) Ayes: Henderson, Meadows, Shaw, Williams Noes: Fuller.

Item 4.15

Councilmember Williams inquired about prior experience of the proposed appointee as described in the Oakley Municipal Code.

Councilmember Fuller responded.

City Attorney Derek Cole mentioned the Oakley Municipal Code specifies the experience Standby Officers should have.

Mayor Shaw provided comments.

Councilmember Fuller made a motion to approve. The motion died for lack of a second.

5. PUBLIC HEARINGS

5.1 Public Hearing and Reporting on Vacancies, and Recruitment and Retention Efforts in response to Assembly Bill 2561 (Jeri Tejeda, Administrative Services Director)

Administrative Services Director Jeri Tejeda presented the report.

Mayor Shaw opened the Public Hearing; there were no Public Comments, so she closed the Public Hearing.

Councilmembers Meadows and Mayor Shaw provided comments.

It was moved by Councilmember Fuller and seconded by Councilmember Williams to approve item 5.1. Motion was unanimous and so ordered (5-0)

6. REGULAR CALENDAR

6.1 Adopt a Resolution Authorizing the City Manager to Execute the First Amendment to the lease Agreement between the City of Oakley and the Oakley Community Garden (Joshua McMurray, City Manager)

City Manager Joshua McMurray presented the report.

Councilmember Williams provided comments.

It was moved by Councilmember Williams and seconded by Councilmember Meadows to approve item 6.1. Motion was unanimous and so ordered (5-0)

6.2 Adopt a Resolution Authorizing the City Manager to Execute a Lease Agreement between the City of Oakley and Restore the Delta for the use of 3330 Main Street, Suite B (Joshua McMurray, City Manager)

City Manager Joshua McMurray presented the report.

Councilmember Williams provided comments.

It was moved by Councilmember Williams and seconded by Councilmember Meadows to approve item 6.2. Motion was unanimous and so ordered (5-0)

6.3 Strategic Plan 27+ Update (Joshua McMurray, City Manager)

City Manager Joshua McMurray presented the report.

It was moved by Councilmember Meadows and seconded by Councilmember Williams to approve item 6.3. Motion was unanimous and so ordered (5-0)

7. REPORTS

7.1 CITY MANAGER

(a) City Manager

(b) Business License Update

City Manager Joshua McMurray provided an update on Studio 55; he mentioned Movies on Main Street will kick off Saturday and the Business License Update is included in the agenda packet.

7.2 OAKLEY CITY COUNCIL/OAKLEY CITY COUNCIL ACTING AS THE SUCCESSOR AGENCY TO THE OAKLEY REDEVELOPMENT AGENCY

(a) Reports from Council Liaisons to Regional Committees, Commissions and Boards AND Oakley City Council/Oakley City Council Acting as the Successor Agency to the Oakley Redevelopment Agency

Councilmember Fuller reported he attended the Senior Center Opening.

Vice Mayor Henderson reported he attended the Senior Center Opening, a Diablo Water District meeting, Friday Night Bites, Freedom's One Day at a Time Cinco De Mayo Celebration, the Special Olympics, and the Local 1230 kick off for the MDA.

Councilmember Meadows reported he attended a TransPlan meeting, and a virtual meeting hosted by MTC.

Councilmember Williams reported she attended a Cal Cities Leader Summit, the Studio 55 Ribbon Cutting, a parade planning meeting and the Mayor's Conference. She mentioned there will be a Port Chicago remembrance on July 17th and there is a new Cultural Resource Center coming to the county.

Mayor Shaw reported she attended the Cal Cities Leader Summit, District Day with Lori Wilson, the Liberty Union High School Hall of Fame Awards Ceremony, and the Ribbon Cutting at Studio 55. She mentioned Bright Beginnings preschool came to City Hall to meet the Mayor, she attended the Mayor's Conference, a Delta 6 meeting, the Future Build Graduation, the opening Ceremonies for the 2025 Special Olympics East Bay Spring Games, and the Fill the Boot for Muscular Dystrophy event at the Beer Aisle.

(c) Requests for Future Agendas

Councilmember Williams requested a work session on Public Art.

Mayor Shaw mentioned she will support the request as long as the City has final approval.

Councilmember Fuller requested a work session on establishing a policy for acknowledging Indigenous land. Councilmember Williams supported the request.

Councilmember Fuller requested a workshop to address what has happened in the past concerning assessment and special districts. There was no support.

8. WORK SESSIONS

None

9. CLOSED SESSION

9.1 CITY ATTORNEY PERFORMANCE EVALUATION Pursuant to Government Code Section 54957

Mayor Shaw announced the Closed Session item and mentioned the meeting will adjourn after the Closed Session.

At 8:28 p.m. Mayor Shaw, Vice Mayor Henderson and Councilmembers Meadows and Williams went into Closed Session. Councilmember Fuller did not attend the Closed Session.

10. ADJOURN

There being no further business, the meeting was adjourned at 9:50 p.m.

Respectfully submitted.

Kim Snodgrass
City Clerk

MEMORANDUM

OAKLEY
CALIFORNIA

Date: May 14, 2025
To: Mayor and City Councilmembers
From: Derek P. Cole, City Attorney
CC: Joshua McMurray, City Manager
Subject: Closed Session Report-Out Memo

For Consideration at the City Council Meeting of May 27, 2025

Background and Analysis

The City Council considered the following closed session item during its regular meeting held May 13, 2025:

CITY ATTORNEY PERFORMANCE EVALUATION

Pursuant to Government Code Section 54957

An evaluation was provided. There was no reportable action.

Fiscal Impact

None.

Recommendation

Receive and file this report.

Attachments

None.

DATE: May 27, 2025

Approved and Forwarded to the City Council

TO: Joshua McMurray, City Manager

FROM: Kevin Rohani, P.E., Public Works Director/City Engineer

SUBJECT: Reject all bids for O'Hara Avenue / Carpenter Road Intersection Improvement Project – Capital Improvement Project (CIP) Number 263

Background and Analysis

The City's adopted Fiscal Year (FY) 2024/25 Capital Improvement Program Budget designates funding for various infrastructure repair and replacement projects. This is consistent with the City of Oakley's Strategic Plan to improve the quality of the City's public infrastructure and to enhance the quality of life for our residents.

The construction of Carpenter Road from Rose Avenue to Cinnamon Ridge Drive as part of a private subdivision development project has opened this important east/west roadway corridor for the community. This section of Carpenter Road will increase traffic flows at the intersection of O'Hara Avenue and Carpenter Road. This project will improve the traffic operations at this intersection by constructing protected left turn lanes on Carpenter Road on both the westbound and eastbound approaches to O'Hara Avenue. Additional improvements include the installation of a video detection system and reconfiguration of the striping at this intersection.

After completion of the project design and bidding, on May 15, 2025, seven (7) total bids were received for this project ranging from $600K to $900K all these bids were substantially higher, nearly double, than the project budget and cost estimate and a reflection of the current economic climate and the impacts of the uncertainties that have affected all segments of the society.

Staff reviewed the bids in detail and determined that rebidding the project would not yield different results and it is in the best interests of the City and to reject the bids. Staff will evaluate the options of procuring the traffic signal components directly from manufacturers which will save the City high overhead costs and install them by the traffic signal maintenance contractor.

Consistency with the Oakley Strategic Plan 27+

This item is consistent with the Strategic Plan 27+ Community Health and Safety goals.

Fiscal Impact

This project is included in the FY 2024/25 CIP Budget and is funded by the Traffic Impact Fee Fund and Measure J Fund.

Staff Recommendation

Staff recommends that the City Council adopt the resolution rejecting all bids received for this project.

Attachments

Attachment 1 - Resolution

Attachment 2 – Bid Summary

RESOLUTION NO. __-25

A RESOLUTION OF THE CITY COUNCIL OF THE CITY OF OAKLEY REJECTING ALL BIDS FOR THE O'HARA AVENUE / CARPENTER ROAD INTERSECTION IMPROVEMENT PROJECT – CAPITAL IMPROVEMENT PROJECT (CIP) NUMBER 263

WHEREAS, City Staff prepared the plans, specifications, and estimates for the construction of Capital Improvement Project (CIP) No. 263 - O'Hara Avenue/Carpenter Road Intersection Improvement Project; and

WHEREAS, the plans, specifications and special provisions were publicly advertised for bidding, with the bidding period closing at 2:00 P.M. on Thursday, May 15, 2025; and

WHEREAS, seven (7) bids were received prior to the close of the bidding process; and

WHEREAS, all bid proposals exceeded the engineer's estimate and budget amount; and

NOW, THEREFORE, BE IT RESOLVED, by the City Council of the City of Oakley that all bids for the construction of the O'Hara Avenue/Carpenter Road Intersection Improvement Project, CIP 263, are hereby rejected.

PASSED AND ADOPTED by the City Council of the City of Oakley at a meeting held on the 27th of May 2025 by the following vote:

AYES:
NOES:
ABSENT:
ABSTENTIONS:

APPROVED:

_____
Shannon Shaw, Mayor

ATTEST:

_____ _____
Kim Snodgrass, City Clerk Date

City of Oakley Public Works Department
O'Hara Avenue/Carpenter Road Intersection Improvement Project - CIP No. 263
Certified Bid Tabulation Bid opening: May 15, 2025 at 2:00 P.M. at City Hall

				Engineers Estimate		Consolidated Engineering, Inc. P.O. Box 701 Valley Springs, CA 95252		Mike Brown Electric Co. 561 A Mercantile Drive Cotati, CA 94931		W. Bradley Electric, LLC 90 Hill Road Novato, CA 94945		TNB Construction 2620 East 18th Street Antioch, CA 94509		Franco Engineering, Inc. 8657 Waterfall Way Tracy, CA 95304		Dutch Contracting, Inc 6930 26th Street Rio Linda, CA 95673		Zara Construction, Inc. 2343 Donner Pass Avenue Sacramento, CA 95835	
Item No.	*Description*	*Quantity*	*Unit*	*Unit Price*	*Item Cost*	*Unit Price*	*Item Cost*	*Unit Price*	*Item Cost*	*Unit Price*	*Item Cost*	*Unit Price*	*Item Cost*	*Unit Price*	*Item Cost*	*Unit Price*	*Item Cost*	*Unit Price*	*Item Cost*
1	Mobilization	1	LS	$20,000	$20,000.00	$20,500.00	$20,500.00	45,000.00	$45,000.00	25,000.00	25,000.00	30,000.00	30,000.00	80,000.00	80,000.00	70,000.00	70,000.00	40,000.00	40,000.00
2	Traffic Control System	1	LS	$10,000	$10,000.00	$27,500.00	$27,500.00	39,000.00	$39,000.00	47,916.00	47,916.00	20,000.00	20,000.00	40,000.00	40,000.00	74,300.00	74,300.00	45,000.00	45,000.00
3	Traffic Signal Modification	1	LS	$230,000	$230,000.00	$346,999.00	$346,999.00	387,844.00	$387,844.00	340,987.00	340,987.00	466,000.00	466,000.00	390,000.00	390,000.00	486,400.00	486,400.00	492,500.00	492,500.00
4	Signing and Striping	1	LS	$10,000	$10,000.00	$30,925.00	$30,925.00	39,685.00	$39,685.00	41,000.00	41,000.00	42,000.00	42,000.00	37,000.00	37,000.00	48,500.00	48,500.00	46,500.00	46,500.00
5	HMA (Type A)	225	TON	$150	$33,750.00	$200.00	$45,000.00	218.00	$49,050.00	626.00	140,850.00	335.00	75,375.00	315.00	70,875.00	257.00	57,825.00	480.00	108,000.00
6	Aggregate Base (Class 2)	450	TON	$100	$45,000.00	$153.00	$68,850.00	173.00	$77,850.00	125.00	56,250.00	105.00	47,250.00	130.00	58,500.00	98.00	44,100.00	150.00	67,500.00
7	City Standard Sidewalk	540	SF	$25	$13,500.00	$25.00	$13,500.00	32.00	$17,280.00	40.00	21,600.00	25.00	13,500.00	25.00	13,500.00	24.54	13,251.60	45.00	24,300.00
8	City Standard Curb and Gutter	105	LF	$65	$6,825.00	$48.00	$5,040.00	118.00	$12,390.00	44.00	4,620.00	105.00	11,025.00	75.00	7,875.00	137.50	14,437.50	120.00	12,600.00
9	Curb Ramp	1	EA	$5,000	$5,000.00	$5,000.00	$5,000.00	6,500.00	$6,500.00	2,620.00	2,620.00	11,000.00	11,000.00	7,500.00	7,500.00	8,200.00	8,200.00	8,000.00	8,000.00
10	Storm Drainage Improvements	1	LS	$25,000	$25,000.00	$21,300.00	$21,300.00	25,500.00	$25,500.00	37,250.00	37,250.00	22,000.00	22,000.00	55,250.00	55,250.00	45,000.00	45,000.00	35,000.00	35,000.00
11	Type A AC Dike	350	LF	$15	$5,250.00	$25.00	$8,750.00	30.00	$10,500.00	39.00	13,650.00	15.00	5,250.00	40.00	14,000.00	34.00	11,900.00	93.00	32,550.00
12	Silt Fence	407	LF	$8	$3,256.00	$6.00	$2,442.00	7.00	$2,849.00	22.00	8,954.00	10.00	4,070.00	7.00	2,849.00	11.00	4,477.00	30.00	12,210.00
					$407,581.00		$595,806.00		$713,448.00		740,697.00		747,470.00		777,349.00		878,391.10		924,160.00

This certifies that all bids were received and opened on May 15, 2025, and that this is a copy of the bid tabulation with bids corrected for errors in addition and multiplication. By:

DATE: May 27, 2025

TO: Joshua McMurray, City Manager

FROM: Kevin Rohani, P.E., Public Works Director/City Engineer

Approved and Forwarded to the City Council

SUBJECT: Creating Zone 199 within the Oakley Special Police Tax Area consisting of the 87 Hill Avenue Urban Lot Split (MS 24-977) project located at 87 Hill Avenue (APN 033-090-019-2)

Background and Analysis

On November 20, 2024, the City Zoning Administrator approved a tentative map with certain Conditions of Approval for the proposed 87 Hill Avenue Urban Lot Split (MS 24-977) project (the "Project"). The Project is designated as Residential Low/Medium in the Oakley 2020 General Plan and zoned R-6 (Single Family Residential) district on the City of Oakley Zoning Map. The Project is currently comprised of APN 033-090-019-2, which is currently comprised of two existing residences and is anticipated to be comprised of two single family residential lots after the proposed lot split.

The Conditions of Approval for the Project require the Developer to mitigate the financial impact their project has on the City's police services budget. The City of Oakley previously formed the Oakley Special Police Tax Area that authorizes the levy of an annual special tax on parcels to mitigate their financial impact to the City's police services budget. The property owner for the Project has requested the City assist with annexing the Project into the Oakley Special Police Tax Area to satisfy their Conditions of Approval.

Beginning May 2016, the City established its own police department and no longer contracts with the Sheriff's office to provide public safety. In order to ensure that revenue grows at a rate sufficient to cover the cost of providing police services, City Council approved Resolution No. 113-16 on July 12, 2016, that allows for an adjustment in the annual tax per parcel by the increase in the Consumer Price Index for all Urban Consumers for the San Francisco-Oakland-Bay Area to become effective July 1, 2016. Adoption of the attached resolution and introduction of the attached ordinance will set an election date for July 1, 2025, which shall be conducted by the City Clerk via a mail ballot election. The vote will then be ratified at the July 8, 2025 regular City Council meeting, and the ordinance will take effect at that time assuming a favorable vote.

Consistency with the Oakley Strategic Plan 27+

This item is consistent with the Strategic Plan 27+ Park and Open Space and Finance and Fiscal Responsibility section goals.

Fiscal Impact

There will be no financial impact to the City's General Fund. The applicant has funded all costs associated with the annexation of Zone 199 to the Oakley Special Police Tax Area. The Fiscal Year 2025-26 special tax rate for single family parcels is $1,347.54/parcel. The Project is anticipated to consist of two single family residential lots after the proposed lot split. Therefore, successful creation of the Zone is expected to provide up to $2,695.08 (in Fiscal Year 2025/26 dollars) in revenue annually at build-out. The taxes can be collected on the property tax rolls commencing in Fiscal Year 2025/26.

Staff Recommendation

The Conditions of Approval for the 87 Hill Avenue Urban Lot Split (MS 24-977) project located at 87 Hill Avenue (APN 033-090-019-2) require the property owner to mitigate their financial impact on the police services budget. Adoption of this resolution and ordinance will set an election to be held on July 1, 2025. The election will then be ratified at the July 8, 2025, regular City Council meeting. Staff recommends the City Council:

1. Adopt the Resolution creating Zone 199 within the Oakley Special Police Tax Area consisting of the 87 Hill Avenue Urban Lot Split (MS 24-977) project located at 87 Hill Avenue (APN 033-090-019-2); and
2. Introduce the Ordinance Establishing a Special Tax for Police Protection.

Attachments

1. Resolution Creating Oakley Special Police Tax Zone 199
    1. Exhibit A - Diagram
2. Ordinance Establishing a Special Tax
    1. Exhibit A – Diagram
    2. Exhibit B – Schedule for Police Service Tax

CITY OF OAKLEY

RESOLUTION NO. ___-25

A RESOLUTION CREATING OAKLEY SPECIAL POLICE TAX AREA ZONE 199 WITHIN THE OAKLEY SPECIAL POLICE TAX AREA FOR THE 87 HILL AVENUE URBAN LOT SPLIT (MS 24-977) PROJECT LOCATED AT 87 HILL AVENUE (APN 033-090-019-2)

WHEREAS, it is the intention of the City Council to create Oakley Special Police Tax Area Zone 199 (Zone 199) within the Oakley Special Police Tax Area and authorize an election; and

WHEREAS, it is the intention of the City Council to adopt an ordinance establishing a special tax for police services within Zone 199; and

WHEREAS, the City recognizes the need for increased police protection services within Zone 199 and the difficulty of funding the current or increased level of police services with revenues now available; and

WHEREAS, it is the intention of the City Council to direct the City Clerk to conduct the election required by Government Code Section 53978, to be conducted by mail ballot pursuant to Elections Code Section 4108 and to be held on the earliest date permitted by law; and

WHEREAS, the property located at 87 Hill Avenue known as the 87 Hill Avenue Urban Lot Split (MS 24-977) project (the “Project”) is designated as Residential Low/Medium in the Oakley 2020 General Plan and zoned R-6 (Single Family Residential) district on the City of Oakley Zoning Map. The Project is currently comprised of APN 033-090-019-2, which is expected contain two single family residential parcels at build-out. The Conditions of Approval for the Project require the Developer to mitigate the financial impact that their project has on the City’s police services budget. The City of Oakley previously formed the Oakley Special Police Tax Area that authorizes the levy of an annual special tax on parcels to mitigate their financial impact to the City’s police services budget. The property owner for the Project has requested the City assist with annexing the Project into the Oakley Special Police Tax Area to satisfy their Conditions of Approval. The initial annual special tax rate for single family parcels is $1,347.54/parcel (Fiscal Year 2025-26 rates) per the rate schedule that was adopted by the City Council on July 12, 2016, by Resolution No. 113-16; and

WHEREAS, this Resolution is adopted pursuant to Government Code section 53978; and

WHEREAS, under Government Code section 53978 and for the purposes of this Resolution, a "voter" entitled to vote on the creation of Zone 199 is a person who owns real property within Zone 199 at the time Ordinance No. __-25 is adopted, as shown on

the last equalized assessment roll prepared by the Contra Costa County Assessor's Office.

NOW, THEREFORE, BE IT RESOLVED that the City Council of the City of Oakley hereby finds and determines as follows:

1. All of the City of Oakley shall be considered as the Oakley Special Police Tax Area.

2. That portion of the City of Oakley shown on the plats titled Exhibit "A" is established as Zone 199 of the Oakley Special Police Tax Area.

3. That Ordinance No. __-25 introduced this date is to be presented for approval of the voters of Zone 199 by a mail ballot election, to be held on July 1, 2025. The ballot proposition shall read as follows:

   "Shall Ordinance No. __-25 of the City Council of the City of Oakley be approved so as to authorize a special tax on property located in Zone 199 of the Oakley Special Police Tax Area to maintain the present level of police protection service and provide additional funding for increased police protection service? The initial annual special tax rate for County use code 11 (Single Family Residence) is $1,347.54 per single family residential parcel and $673.77 per vacant parcel per the current Fiscal Year 2025-26 rate schedule. I also acknowledge that the tax rate can be adjusted annually as described in Ordinance No. __-25."

4. The City Clerk is directed to take all steps necessary to conduct the election required by this order. Said election shall be conducted by mailed ballot pursuant to Elections Code Section 4000 and shall be held on a date other than the same date as a statewide direct primary election or statewide general election as specified above.

5. Zone 199 of the Oakley Special Police Tax Area shall not be created, and the tax authorized in Ordinance No. __-25 shall not be imposed if the Ordinance is not approved by two-thirds of the voters participating in the election called in Ordinance No. __-25.

PASSED AND ADOPTED by the City Council of the City of Oakley at a meeting held on May 27, 2025, by the following vote:

AYES:
NOES:
ABSTENTION:
ABSENT:

APPROVED:

_____
Shannon Shaw, Mayor

ATTEST:

_____
Kim Snodgrass, City Clerk

_____
Date

EXHIBIT A - BOUNDARY MAP

CITY OF OAKLEY SPECIAL POLICE TAX AREA (P-6) ZONE 199

CITY OF OAKLEY
COUNTY OF CONTRA COSTA, STATE OF CALIFORNIA
87 HILL AVENUE (MS 24-977)

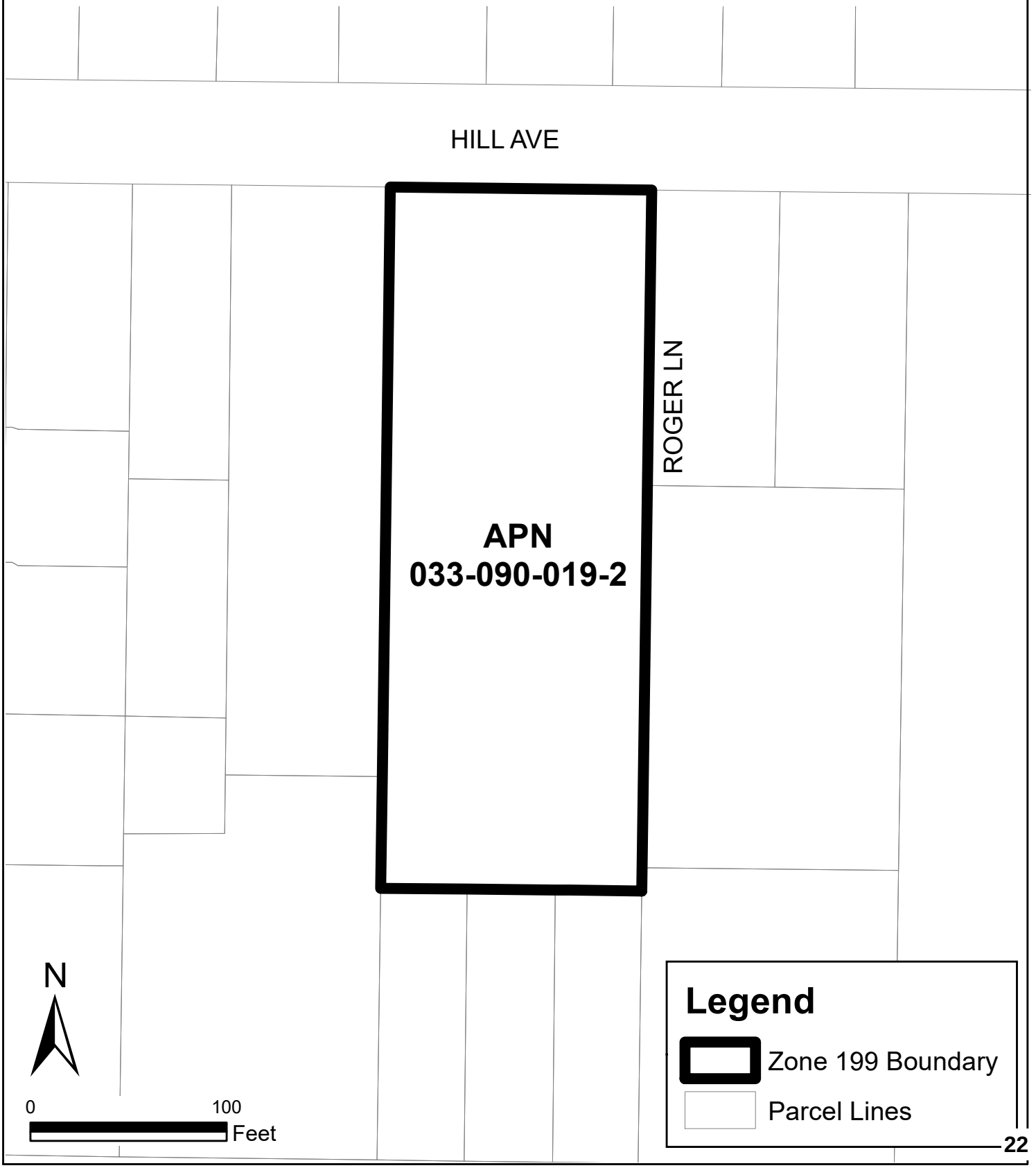

CITY OF OAKLEY

ORDINANCE NO. __-25

AN ORDINANCE OF THE CITY OF OAKLEY ESTABLISHING OAKLEY SPECIAL POLICE TAX AREA ZONE 199 WITHIN THE OAKLEY SPECIAL POLICE TAX AREA FOR A SPECIAL TAX FOR POLICE PROTECTION SERVICES FOR THE 87 HILL AVENUE URBAN LOT SPLIT (MS 24-977) PROJECT LOCATED AT 87 HILL AVENUE (APN 033-090-019-2)

The Voters of the City of Oakley do ordain as follows:

Section 1. Purpose, Intent and Authority.

It is the purpose and intent of this Ordinance to authorize the levy of a special tax on real property that is within Oakley Special Police Tax Area Zone 199 of the Oakley Special Police Tax Area as shown on the Exhibit A map attached hereto in order to provide funding for police protection to serve the property and persons within said Zone.

This Tax is a special tax within the meaning of Section 4 of Article XIIIA of the California Constitution. Because the burden of this tax falls upon property, this tax also is a property tax, but this tax is not determined according to nor in any manner based upon the value of property; this tax is levied on a parcel and use of property basis. Insofar as not inconsistent with this Ordinance or with legislation authorizing special taxes and insofar as applicable to a property tax that is not based on value, such provisions of the California Revenue and Taxation Code and of Article XIII of the California Constitution as relate to ad valorem property taxes are intended to apply to the collection and administration of this tax (Section 4 of this Ordinance), as authorized by law.

The revenues raised by this tax are to be used solely for the purposes of obtaining, furnishing, operating, and maintaining police protection equipment or apparatus, for paying the salaries and benefits of police protection personnel, and for such other police protection service expenses as are deemed necessary for the benefit of the residents of Zone 199.

This Ordinance is enacted pursuant to the authority of Government Code Section 53978.

Section 2. Definitions.

The following definitions shall apply throughout this Ordinance.

A. "Constant first year dollars" shall mean an actual dollar amount which, in years subsequent to the first fiscal year the tax is levied, shall have the same purchasing price

as the base amount in first fiscal year dollars as measured by the actual cost of services for the City of Oakley's cost of obtaining police services. The base amount shall be the amount of tax per parcel as specified in Section 3.A herein. The adjustments from actual to constant dollars shall be made by use of the actual cost of services, as specified in Section 3.B herein.

B. "Fiscal year" means the period of July 1 through the following June 30.

C. "Oakley Special Police Tax Area" includes all properties within the jurisdictional limits of the City of Oakley.

D. Oakley Special Police Tax Area Zone 199 (hereinafter called "Zone") means that portion of the incorporated area of the City of Oakley located within the boundaries as shown on the map Exhibit A hereto.

E. "Parcel" means the land and any improvements thereon, designated by an assessor's parcel map and parcel number and carried on the secured property tax roll of Contra Costa County. For the purposes of this Ordinance, parcel does not include any land or improvements outside the boundaries of the Zone, nor any land or improvements owned by any governmental entity.

F. Pursuant to Government Code §53978, "voter" means a person owning real property within the Zone at the time this Ordinance was adopted, as shown on the last equalized assessment role prepared by the Contra Costa County Assessor's Office.

Section 3. Amount and Level of Taxes.

The tax per year on each parcel in the Zone shall not exceed the amount applicable to the parcel, as specified below.

A. For First Fiscal Year:

The tax per year for the first fiscal year (July 1, 2025 through June 30, 2026) shall be the amount of Tax Per Parcel for a Property Use Code Category as set forth on Exhibit B hereto. If any new development, including new residential units, is completed prior to the tax being effective for the first fiscal year, the owner of the Parcel, as shown on the latest assessment roll, shall pay the tax for the remainder of such fiscal year on a pro-rated basis to the City, no later than receipt of Certificate of Occupancy or final building permit inspection.

B. For Subsequent Fiscal Year:

The tax rates shown in Exhibit B shall be automatically adjusted on July 1 of each year, beginning on July 1, 2026, by the increase in the Consumer Price Index for all Urban Consumers for the San Francisco-Oakland Bay Area and applying that rate to the prior year amounts for each property use code category. However, the City Council reserves the right to itself the opportunity to adjust the rate in the following year if the CPI adjustment is insufficient to reimburse the City for the costs of providing levels of police services as approved by the City Council.

In no event shall the tax per parcel for any fiscal year be less than the amount established for the previous fiscal year.

C. The taxes levied on each parcel pursuant to this Article shall be a charge upon the parcel and shall be due and collectible as set forth in Section 4, below.

Section 4. Collection and Administration.

A. Taxes as Liens Against the Property.

The amount of taxes for each parcel each year shall constitute a lien on such property, in accordance with Revenue and Taxation Code Section 2187, and shall have the same effect as an ad valorem real property tax lien until fully paid.

B. Collection.

The taxes on each parcel shall be billed on the secured roll tax bills for ad valorem property taxes and are to be collected in the same manner in which the County of Contra Costa collects secured roll ad valorem property taxes. Insofar as feasible and insofar as not inconsistent with this Ordinance, the times and procedure regarding exceptions, due dates, installment payments, corrections, cancellations, refunds, late payments, penalties, liens, and collections for secured roll ad valorem property taxes shall be applicable to the collection of this tax. Notwithstanding anything to the contrary in the foregoing, as to this tax:

i) The secured roll tax bills shall be the only notices required for this tax, and
ii) The homeowners and veterans exemptions shall not be applicable because such exemptions are determined by dollar amount of value.

C. Costs of Administration by County.

The reasonable costs incurred by the County officers collecting and administering this tax shall be deducted from the collected taxes.

Section 5. Severability Clause.

If any article, section, subsection, sentence, phrase or clause of this Ordinance is for any reason held to be invalid, such decision shall not affect the validity of the remaining portion of this Ordinance. The voters of the Zone hereby declare that they would have adopted the remainder of this Ordinance, including each article, section, subsection, sentenced phrase or clause, irrespective of the invalidity of any other article, section, subsection, sentence, phrase or clause.

Section 6. Effective Date and Posting.

This Ordinance shall take effect immediately upon its confirmation by two-thirds of the voters voting within the Zone in an election to be held on July 1, 2025, so that taxes shall first be collected hereunder for the tax year beginning July 1, 2025. If not confirmed by two-thirds of the voters participating in the election, this Ordinance and the tax approved herein shall not become effective.

The foregoing ordinance was adopted with the reading waived at a regular meeting of the Oakley City Council on July 8, 2025, by the following vote:

AYES:
NOES:
ABSTENTION:
ABSENT:

APPROVED:

_____
Shannon Shaw, Mayor

ATTEST:

_____
Kim Snodgrass, City Clerk

_____
Date

EXHIBIT A - BOUNDARY MAP

CITY OF OAKLEY SPECIAL POLICE TAX AREA (P-6) ZONE 199

CITY OF OAKLEY
COUNTY OF CONTRA COSTA, STATE OF CALIFORNIA
87 HILL AVENUE (MS 24-977)

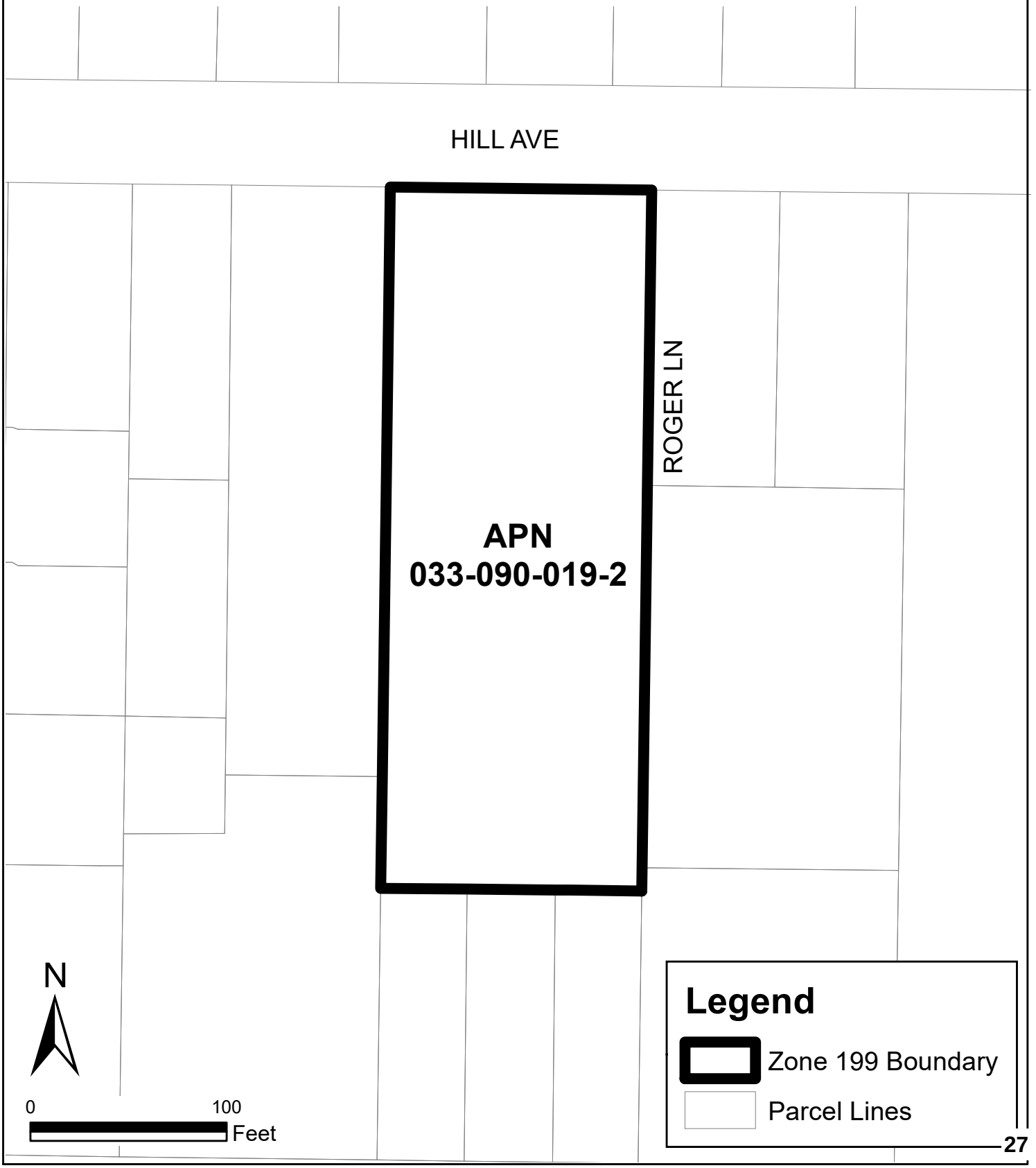

CITY OF OAKLEY SCHEDULE FOR POLICE SERVICE TAX
FOR FISCAL YEAR 2025/2026

PROPERTY USE CODE CATEGORY	DESCRIPTION	FY24/25 TAX PER PARCEL	FY25/26 TAX PER PARCEL
11	Single Family Residence – 1res., 1 site	$1,330.64	$1,347.54
12	Single Family Residence – 1 res., 2 or more sites	$1,330.64	$1,347.54
13	Single Family Residence – 2 res., on 1 or more sites	$2,129.02	$2,156.06
14	Single Family Residence – other than single fam. Land	$1,330.64	$1,347.54
15	Misc. Improvements – 1 site	$1,330.64	$1,347.54
16	Misc. Improvements – 2 or more sites	$1,330.64	$1,347.54
17	Vacant – 1 site	$665.32	$673.77
18	Vacant – 2 or more sites	$665.32	$673.77
19	Single Family Residence – Det. W/common area	$1,330.64	$1,347.54
20	Vacant – Multiple	$665.32	$673.77
21	Duplex	$2,129.02	$2,156.06
22	Triplex	$3,193.54	$3,234.10
23	Fourplex	$4,258.05	$4,312.13
24	Combinations	$1,330.64	$1,347.54
25	Apartments (5 –12 Units)	$5,322.56	$5,390.16
26	Apartments (13 – 24 Units)	$13,838.66	$14,014.42
27	Apartments (25 – 59 Units)	$26,612.80	$26,950.80
28	Apartments (60+ units)	$63,870.72	$64,681.92
29	Attached PUDs: Cluster Homes, Condos, etc.	$1,330.64	$1,347.54
30	Vacant – Commercial	$665.32	$673.77
31	Commercial Stores – Not Supermarkets	$2,661.28	$2,695.08
32	Small Grocery Stores – (7-11, etc.)	$3,991.92	$4,042.62
33	Office Buildings	$2,661.28	$2,695.08
34	Medical, Dental	$2,661.28	$2,695.08
35	Service Stations, Car Wash	$2,661.28	$2,695.08
36	Garages	$2,661.28	$2,695.08
37	Community Facilities (Recreational, etc.)	$5,322.56	$5,390.16
38	Golf Courses	$2,661.28	$2,695.08
39	Bowling Alleys	$1,330.64	$1,347.54
40	Boat Harbors	$3,326.60	$3,368.85
41	Supermarkets – (not shopping centers)	$3,991.92	$4,042.62
42	Shopping Centers	$5,322.56	$5,390.16
43	Financial Buildings – (Ins., Title, Banks, S&L)	$1,330.64	$1,347.54
44	Motels, Hotels & Mobile Home Parks	$6,653.20	$6,737.70
45	Theaters	$2,993.94	$3,031.97
46	Drive-in Restaurants	$1,995.96	$2,021.31
47	Restaurants	$1,995.96	$2,021.31
48	Multiple & Commercial	$1,995.96	$2,021.31
49	New Car Agencies	$1,995.96	$2,021.31
50	Vacant Land (not part of Ind. Park or P. & D.)	$498.99	$505.33
51	Industrial Park	$3,991.92	$4,042.62
52	Research & Development	$1,995.96	$2,021.31
53	Light Industrial	$1,995.96	$2,021.31
54	Heavy Industrial	$1,995.96	$2,021.31
55	Mini Warehouses (public storage)	$3,991.92	$4,042.62
56	Misc. Improvements	$3,991.92	$4,042.62
61	Rural, Res., Improvement 1A-10A	$997.98	$1,010.66
62	Rural, w/or w/o structure 1A-10A	$997.98	$1,010.66
70	Convalescent Hospitals / Rest Homes	$1,995.96	$2,021.31
73	Hospitals	$1,995.96	$2,021.31
74	Cemeteries / Mortuaries	$1,995.96	$2,021.31
75	Fraternal & Service Organizations	$1,995.96	$2,021.31
76	Retirement Housing Complex	$6,653.20	$6,737.70
78	Parks & Playgrounds	$3,991.92	$4,042.62
85	Public & Private Parking	$1,995.96	$2,021.31
87	Common Area	$1,995.96	$2,021.31
88	Mobile Homes	$997.98	$1,010.66
89	Other (split parcels in different tax code areas)	$997.98	$1,010.66
99	Homeowner's Association Owned Common Areas	$798.38	$808.52

The tax rates shown in this schedule shall be automatically adjusted on July 1 of each year, beginning on July 1, 2016 by the increase in the Consumer Price Index for all Urban Consumers for the San Francisco-Oakland-Bay Area and applying that rate to the prior year amounts for each property use code category. However, the City Council reserves the right to itself the opportunity to adjust the rate in the following year if the CPI adjustment is insufficient to reimburse the City for the costs of providing levels of police services as approved by the City Council.

CALCULATION OF COST OF LIVING INCREASE	
Percent increase from Fiscal Year 2024-25 in the San Francisco-Oakland-Bay Area Consumer Price Index for All Urban Consumers.	1.27%

DATE: May 27, 2025

TO: Joshua McMurray, City Manager

FROM: Kevin Rohani, P.E., Public Works Director/City Engineer

Approved and Forwarded to the City Council

SUBJECT: Public Hearing to Consider Confirming the Diagrams and Assessments and Ordering the Levy and Collection of the Annual Assessments for Fiscal Year 2025/26 for the City of Oakley Street Lighting and Landscape Assessment District No. 1

Background and Analysis

On July 10, 2000, the City Council approved a resolution ordering the formation of the City of Oakley Street Lighting and Landscape Assessment District No. 1 (District) to fund the annual costs to operate and maintain public parks, landscaping, and streetlighting within the District. Prior to July 10, 2000 the annual operation and maintenance costs were funded through the Countywide Landscaping and Lighting District (LL-2) and County Service Area L-100 (CSA L-100).

In accordance with the Landscape and Lighting Act of 1972 (Streets and Highways Code Section 22500 et seq.), the City is required to have an Engineer's Report prepared annually. As in past years, the City Engineer utilized the services of Francisco & Associates to prepare this year's Engineer's Report. The Fiscal Year 2025/26 Engineer's Report contains; a full and detailed description of the improvements to be operated and maintained, the ensuing year's operation and maintenance budget, the method used to spread the operation and maintenance costs to the benefitting parcels within the District, a diagram showing the boundaries of the District and each zone within the District, and a listing of each individual parcel's assessment. The Fiscal Year 2025/26 Engineer's Report has been filed with the City Clerk in advance of the Public Hearing.

On May 13, 2025, the City Council approved Resolution No. 45-25, initiating the annual approval process and approved Resolution No. 46-25 declaring the intent to levy and collect assessments for Fiscal Year 2025/26, approving the Preliminary Engineer's Report, and setting May 27, 2025, as the date for the Public Hearing. As required by law, a notice for the Public Hearing was published in the local newspaper at least ten days in advance of the Public Hearing.

The District includes three zones, two of which are Citywide. Zone 1, commonly known as the Citywide Parks and Landscaping Zone, provides for the operation and maintenance of community parks, landscaping, and recreational facilities throughout the City. Zone 2, commonly known as the Citywide Street Lighting Zone, provides for the operation and maintenance of streetlights within the public right of ways throughout

the City. Zone 3, commonly known as the Neighborhood Zone, contains 26 neighborhood sub-zones and provides for the operation and maintenance of landscaping and neighborhood parks for specific developments.

While the purpose of the Engineer's Report is to establish the assessment rates to be levied for the year, Staff uses the document to review the overall financial health of the individual zones within the District. It is important to note that the budgets are based on the best current information and Staff's projections for the ensuing fiscal year. There are no proposed assessment rate increases in the District for Fiscal Year 2025-26 above the allowed maximum assessment rates.

Zone 1 has had several projects come on-line in recent years including the Marsh Creek restoration project, the Main Street medians in the downtown area that are being expanded as part of the road improvement project, the addition of new landscaping located at the Highway Off Ramp/Main Street at Neroly Rd intersection, and improvements to the Moura property.

Zone 2 continues to rely on a contribution from Gas Tax to fund the PG&E utility charges. Assessments are expected to be up slightly from what was budgeted last year, but a Gas Tax contribution of approximately $120,000 for Fiscal Year 2025/26 is expected, based on Fiscal Year 2024/25 costs. There are avenues Staff is pursuing to offset the Gas Tax contribution. First, all new development in the City is annexing into the City's Community Facilities District No. 2015-2 in lieu of the LLAD and in-tract streetlighting for these new developments is funded by the CFD. Also, CFD No. 2015-2 is apportioned a share of cost associated with streetlights located along arterials and major roadways. Furthermore, the installation of new LED lamps is expected to lower energy costs into the future.

Zone 3 consists of 26 sub-zones, each of which has its own individual City fund and corresponding budget table. Each sub-zone's projected revenues roughly equal or exceed its annual expenditures. Careful review of the individual sub-zone budgets will reveal that some total expenditures are slightly higher than the revenues; in practicality Staff will be managing actual costs throughout the year to try and not spend more funds than are being generated annually, unless absolutely necessary. Some of the older zones need to be managed very closely to ensure adequate funds are available, but that is no different than years past.

The Public Hearing also provides an opportunity for the Council to hear testimony regarding the proposed Fiscal Year 2025/26 assessments, and at the conclusion of the Public Hearing, the City Clerk must tabulate all written protests that have been filed and not withdrawn. If property owners owning more than 50% of the assessable land within the proposed District have filed written protests, the Council must abandon

the proceedings to levy assessments for Fiscal Year 2025/26. However, if written protests representing less than 50% of the assessable land within the proposed District have been filed, the Council may proceed with ordering the levying of assessments for Fiscal Year 2025/26.

At the close of the Public Hearing and prior to adopting the Resolution, the Mayor should request information from the City Clerk as to whether any written protests have been filed and what level of assessable land the protests represent in order to determine whether a majority protest exists.

Consistency with the Oakley Strategic Plan 27+

This item is consistent with the Strategic Plan 27+ Park and Open Space and Finance and Fiscal Responsibility section goals.

Fiscal Impact

For Fiscal Year 2025/26, it is estimated that the City of Oakley Street Lighting and Landscape Assessment District No. 1 will provide the following revenue:

Zone 1 (Community Parks) -	$ 1,531,439
Zone 2 (Citywide Streetlighting) -	$ 264,021
Zone 3 (Project Specific Landscaping) -	$ 3,368,026
Total	$ 5,163,486

Staff Recommendation

At the conclusion of the Public Hearing, if no majority protest has been filed with the City Clerk protesting the assessments, staff recommends that the City Council adopt the Resolution confirming the diagrams and assessments and ordering the levy and collection of the annual assessments for Fiscal Year 2025/26 for the City of Oakley Street Lighting and Landscape Assessment District No. 1.

Attachments

1. Resolution confirming the diagrams and assessments and ordering the levy and collection of the annual assessments for Fiscal Year 2025/26 for the City of Oakley Street Lighting and Landscape Assessment District No. 1
2. Fiscal Year 2025/26 Final Engineer's Report

CITY OF OAKLEY

RESOLUTION NO. __-25

A RESOLUTION OF THE CITY COUNCIL OF THE CITY OF OAKLEY CONFIRMING THE DIAGRAMS AND ASSESSMENTS AND ORDERING THE LEVY AND COLLECTION OF THE ANNUAL ASSESSMENTS FOR FISCAL YEAR 2025/26 FOR THE CITY OF OAKLEY STREET LIGHTING AND LANDSCAPE ASSESSMENT DISTRICT NO. 1

WHEREAS, on July 10, 2000, the City of Oakley Street Lighting and Landscape Assessment District No. 1 (the "District") was formed by the adoption of Resolution 67-00; and

WHEREAS, subsequent to the July 10, 2000, formation of the District, various new subdivisions have been annexed into the District in accordance with the requirements of the Landscape and Lighting Act of 1972 and Proposition 218; and

WHEREAS, on May 13, 2025, the City Council adopted Resolution 46-25 approving the Preliminary Engineer's Report, Declaring the Intent to Levy and Collect Assessments for Fiscal Year 2025-26, and setting the Public Hearing for May 27, 2025, for the City of Oakley Street Lighting and Landscape Assessment District No. 1; and

WHEREAS, the City Clerk has published notice of this hearing as required by law; and

WHEREAS, at the time appointed on May 27, 2025, the City Council did conduct a duly noticed Public Hearing at which all interested persons were afforded an opportunity to be heard and to register their protest against the proposed assessments; and

WHEREAS, the assessment revenues and operating expenditures estimates in the Engineer's Report represents an update to the amounts estimated in the City's Recommended Budget.

NOW, THEREFORE, BE IT RESOLVED that the City Council of the City of Oakley hereby finds and determines as follows:

1. A majority protest has not been filed with the City Clerk protesting the levy and collection of assessments for Fiscal Year 2025/26 for the City of Oakley Street Lighting and Assessment District No. 1.

2. The plans and specifications for the proposed maintenance, operation, and/or servicing as contained in the Final Engineer's Report are hereby approved and confirmed.

3. The Engineer's actual itemized and total costs and expenses of said maintenance, operation and/or servicing and of the incidental expenses in connection therewith, contained in said report are approved and confirmed.

4. The diagrams indicating the assessment district referred to and described in Resolution No. 46-25 is hereby approved and confirmed.

5. The proposed assessments upon the parcels of land with the proposed boundaries of the assessment district in proportion to the estimated benefits to be received from said maintenance, operation and/or servicing, and of the incidental expenses thereof, as contained in the Final Engineer's Report, are hereby approved and confirmed.

6. The Engineer of Work is directed to submit the Engineer's Report to the County Auditor for the collection and enforcement of the assessments at the same time and in the same manner as county taxes are collected for Fiscal Year 2025/26.

7. The Finance Director is directed to adjust the Fiscal Year 2025/26 City's Budget to reflect the assessment revenues and operating expenditures shown in the Engineer's Report for each Lighting and Landscaping District Fund.

PASSED AND ADOPTED by the City Council of the City of Oakley at a meeting held on the 27th of May 2025 by the following vote:

AYES:
NOES:
ABSENT:
ABSTENTIONS:

APPROVED:

_____
Shannon Shaw, Mayor

ATTEST:

_____ _____
Kim Snodgrass, City Clerk Date

OAKLEY
CALIFORNIA

Street Lighting and Landscape Assessment District No. 1

Fiscal Year 2025-26
Final Engineer's Report

May 27, 2025

Prepared by

FRANCISCO AND ASSOCIATES

Where Innovative Strategies Fund Tomorrow's Communities

TABLE OF CONTENTS

Page No.

City of Oakley City Council Members and Staff.....ii

Certificates iii

SECTION I – Introduction 1

SECTION II – Annexation of Territory 4

SECTION III – Engineer's Report..... 6

Part A – Plans and Specifications..... 8

Part B – Estimate of Cost 16
Table No. 1 – Fiscal Year 2025-26 Budget Summary.....16

Part C – Assessment District Diagram 17

Part D – Method of Apportionment of Assessment.....21
General vs. Special Benefit 22

Part E – Property Owner List & Assessment Roll 40

APPENDICES

Appendix A – Benefit Zone 1 (Community Parks, Landscaping & Recreation) – Detailed Maintenance Diagrams

Appendix B – Benefit Zone 3 (Interior Landscaping/Neighborhood Parks) – Detailed Maintenance Diagrams

Appendix C – Detailed Cost Estimate of the Improvements for each Benefit Zone

Appendix D – Benefit Zone 2 Streetlighting EDUs by Land Use Classification

Appendix E – Assessment Roll

CITY OF OAKLEY
STREET LIGHTING AND LANDSCAPE ASSESSMENT DISTRICT NO. 1

FISCAL YEAR 2025-26

City Of Oakley City Council Members And City Staff

Shannon Shaw
Mayor

Hugh Henderson
Vice Mayor

George Fuller
Council Member

Anissa Williams
Council Member

Aaron Meadows
Council Member

Joshua McMurray
City Manager

Derek P. Cole
City Attorney

Jeri Tejada
Administrative Services Director

Kevin Rohani, P.E.
Public Works Director/City Engineer

Francisco & Associates
Assessment Engineer

ENGINEER'S REPORT

CITY OF OAKLEY
STREET LIGHTING AND LANDSCAPE ASSESSMENT DISTRICT NO. 1

FISCAL YEAR 2025-26

The undersigned, acting on behalf of the City of Oakley, respectfully submits the enclosed Engineer's Report as directed by the Oakley City Council pursuant to the provisions of Article XIIID, Section 4 of the California Constitution, provisions of the Landscaping and Lighting Act of 1972, and Section 22500 et seq of the California Streets and Highways Code. The undersigned certifies that he is a Professional Engineer, registered in the State of California.

Dated: May 12, 2025 By: _____

Kevin Rohani
City Engineer
RCE No. 51138

I HEREBY CERTIFY that the enclosed Engineer's Report, together with the Assessment Roll and Assessment Diagram, thereto attached, was filed with me on the _____ day of _____, 2025.

Kim Snodgrass
City Clerk
City of Oakley, California

By: _____

I HEREBY CERTIFY that the enclosed Engineer's Report, together with the Assessment Roll and Assessment Diagram thereto attached, was approved and confirmed by the City Council of City of Oakley, California, on the _____ day of _____, 2025.

Kim Snodgrass
City Clerk
City of Oakley, California

By: _____

I HEREBY CERTIFY that the enclosed Engineer's Report, together with the Assessment Roll and Assessment Diagram, thereto attached, was filed with the Contra Costa County Auditor, on the _____ day of _____, 2025.

Kim Snodgrass
City Clerk
City of Oakley, California

By: _____

SECTION I

CITY OF OAKLEY
STREET LIGHTING AND LANDSCAPE ASSESSMENT DISTRICT NO. 1

FISCAL YEAR 2025-26

INTRODUCTION

The City of Oakley was incorporated in 1999. Certain areas within the City limits of Oakley were previously located within and benefited from the Contra Costa Countywide Landscaping District (LL-2) and the Street Lighting Assessment District (L-100). Through the formation of the Street Lighting and Landscaping Assessment District No. 1 ("District") in Fiscal Year (FY) 2000-01, the City of Oakley transferred the responsibility of the park and recreational, streetlighting and landscaping improvements from the County to the City.

As required by the 1972 Act, the City sent notices to each property owner informing them of the formation of the District and allowed them the opportunity to attend a Public Meeting and a Public Hearing held June 26, 2000 and July 10, 2000, respectively. At the Public Hearing, written protests representing more than 50% of the parcels being assessed were not received and, accordingly, the City Council was permitted to form the assessment district. City Council subsequently adopted a resolution confirming the levy of assessments. Following the adoption of this resolution, the Assessor's Roll was prepared and filed with the County Auditor's Office to be included on the Fiscal Year 2000-01 tax roll.

Background Information for Zone 1 (Community Parks, Landscaping & Recreation)
The Contra Costa County Board of Supervisors, through the Landscaping and Lighting Act of 1972, approved the formation of the Countywide Landscaping District (LL-2). Improvements that were authorized to be constructed, operated, maintained, and serviced included:

> Landscaping, irrigation, landscape and recreational lighting, park and recreational facilities, including but not limited to playground equipment, play courts, public restrooms, and associated appurtenant facilities.

Generally, the public improvements were constructed by developers as a part of the conditions permitting the developer to construct new housing or commercial/industrial developments. However, the ongoing operation and maintenance of the various improvements were financed through the LL-2. The LL-2 is composed of benefit zones to ensure that the operation and maintenance costs of the landscaping and park and recreational improvements are specifically paid for by those property owners who directly benefit from the improvements.

The Oakley Municipal Advisory Council's Parks Subcommittee recognized the need to develop attractive parks, well-maintained landscaped areas and recreation facilities and

wanted to provide a funding source that would satisfy those needs. On September 22, 1987, the Board of Supervisors of Contra Costa County adopted Resolution No. 87-566 for the annexation of the Oakley area to the Countywide Landscaping District, forming Zone 16. When the City of Oakley incorporated in 1999, Zone 16 of LL-2 became Zone 1 of the Oakley Street Lighting & Landscape Assessment District. The original assessment per single family residence was $29.80 which was set in Fiscal Year 1987-88. The assessment rate was subsequently increased to $31.88 per single-family parcel and has remained at this rate since Fiscal Year 1995-96. The Zone 1 assessment rate was not intended to be increased until such time that the annual costs to maintain the facilities exceeded the annual revenue generated through the levy of assessments.

In Fiscal Year 2003-04, City Staff analyzed the Zone 1 assessment rate to determine if the revenues would be sufficient to meet the newly adopted goals of the City's Parks & Recreation Master Plan 2021 which stipulates a goal of 6.0 acres of parkland per 1,000 residents. The analysis of the Zone 1 rate concluded that the City would need to charge future (new) development $211.33 (in FY 2004-05 dollars) per single family home to ensure that a stable revenue source would be available for the newly adopted goal of 6.0 acres of parkland per 1,000 residents. On May 27, 2003, City Staff presented this analysis to Council and Council concurred that the assessment rate for all future (new) development would be $211.33 per single family home resulting in the creation of Zone 1-A. Commencing with Fiscal Year 2004-05, the maximum assessment rate for Zone 1-A has been increased annually based upon the change in the Consumer Price Index for the Bay Area.

In Fiscal Year 2005-06, Contra Costa County created Zone 1-B to provide a stable funding source for the Summer Lake Community Park as part of the Summer Lake Development and other community facilities. The City subsequently annexed this territory into the City of Oakley in 2006.

Background Information for Zone 2 (Streetlighting)

On October 31, 1978, the Contra Costa County Board of Supervisors instructed the Public Works Director to develop an alternate means to supplement the ad-valorem tax revenue to fund streetlighting in various County Service Areas. As provided in the County Service Area Law, Government Code, Sections 25210.1 and following, the Board of Supervisors adopted Ordinance No. 79-42 on March 27, 1979 confirming the formation of a Street Lighting Assessment District (L-100) to fund the operation and maintenance of streetlights. Improvements that are authorized to be constructed, operated, maintained and serviced include:

> Poles, fixtures, bulbs, conduits, wiring equipment including guys, anchors, posts and pedestals, metering devices and associated appurtenant facilities.

The areas of the County streetlighting district that were subsequently annexed into the City of Oakley in 2000 are now a part of the City of Oakley Street Lighting and Landscape Assessment District No. 1. This portion of the streetlighting assessment is identified as Zone 2 of the Oakley Street Lighting and Landscape Assessment District No. 1.

In Fiscal Year 2005-06, City Staff analyzed the Zone 2 assessment rate to ensure that revenues would be sufficient to meet the rising energy costs. The analysis of Zone 2 concluded that the City would need to charge new development $42.81 (in FY 2005-06 dollars) per single family home to ensure that a stable revenue source for rising energy costs would be created. Commencing with Fiscal Year 2006-07, the maximum assessment rate for Zone 2-A has been increased annually based upon the change in the Consumer Price Index for the Bay Area.

Background Information for Zone 3 (Interior Landscaping/Neighborhood Parks)

In addition to Zone 16 of LL-2, many of the subdivisions within LL-2 included public landscaping improvements which had individual Zones for the operation and maintenance of the interior landscaping. When the City of Oakley incorporated in 1999, these existing landscaping Zones were transferred to the Oakley Street Lighting and Landscape Assessment District No. 1 as subzones of Zone 3. The facilities that are operated and maintained within these subzones are described in further detail in Section III, Part A of this report. As new properties are developed, they are required to annex into an existing subzone or form a new subzone to operate and maintain the facilities.

Current Information

As required by the Landscaping and Lighting Act of 1972, this annual Engineer's Report includes: (1) a description by benefit zone of the improvements to be operated, maintained and serviced by the District, (2) an estimated budget by benefit zone for the District, and (3) a listing of the proposed assessments to be levied upon each assessable lot or parcel within the District.

The Oakley City Council will hold a Public Hearing on May 27, 2025 to provide an opportunity for any interested person to be heard. At the conclusion of the Public Hearing, the City Council may adopt a resolution confirming the levy of assessments as originally proposed or as modified. Following the adoption of this resolution, the Assessor's Roll will be prepared and filed with the Contra Costa County Auditor's Office, to be included on the Fiscal Year 2025-26 tax roll.

Payment of the assessment for each parcel will be made in the same manner and at the same time as payments are made for property taxes. All funds collected through the assessment must be placed in a special fund and can only be used for the purposes stated within this report.

SECTION II

CITY OF OAKLEY
STREET LIGHTING AND LANDSCAPE ASSESSMENT DISTRICT NO. 1

FISCAL YEAR 2025-26

ANNEXATION OF TERRITORY

On November 5, 1996, California voters approved Proposition 218 entitled "Right to Vote On Taxes Act" which added Articles XIIIC and XIIID to the California Constitution. While its title refers only to taxes, Proposition 218 establishes new procedural requirements for the formation and administration of assessment districts.

These new procedures stipulate that even if assessments are initially exempt from Proposition 218, future increases to an assessment or annexation of territory to an existing District that creates a new assessment must comply with the provisions of Proposition 218. However, if the increase in assessment were anticipated in the assessment formula (e.g., consumer price index increase or assessment cap) then the assessment would be in compliance with the intent and provisions of Proposition 218.

Future Annexation Information

Generally, developers as a part of their conditions permitting the developer to construct new housing or commercial/industrial developments, construct public improvements such as parks, landscaping and streetlighting. The ongoing operation, maintenance and servicing of these improvements can be financed through the District. Annexation of the development project to the District ensures that the operation, maintenance and servicing of the improvements are specifically paid for by those property owners who directly benefit from the improvements.

In order to comply with the requirements of Proposition 218, the City of Oakley implements the following procedures:

1) Every property owner within the area being annexed will be mailed a ballot, which will allow the property owner to cast their vote on whether to annex into the existing assessment district. A notice describing the assessment, the individual property owner's maximum annual assessment rate, the duration of the assessment, the reason for the assessment, the basis upon which the assessment is calculated, and the date and time for a public hearing will accompany the ballots.

2) After the close of the set Public Hearing, the ballots, which are returned within 45 days after mailing, will be tabulated to determine whether or not a majority protest against the assessment exists.

3) The ballots are weighted based on the proportionate amount of their maximum assessment for each Zone they are being annexed into.

4) Publicly owned properties must be assessed unless there is clear and convincing evidence that those properties receive no special benefit from the assessment. Exempted from the assessment would be the areas of public streets, public avenues, public lanes, public roads, public drives, public courts, public alleys, public easements and rights-of-ways, public greenbelts and public parkways, and that portion of public property that is not developed and used for business purposes similar to private commercial, industrial and institutional activities.

All property owners within an annex area will be noticed in accordance with Proposition 218 prior to the Public Hearing. At the conclusion of the Public Hearing, and after the ballots have been tabulated, the City Council may adopt a resolution confirming the maximum assessment rate.

SECTION III

CITY OF OAKLEY
STREET LIGHTING AND LANDSCAPE ASSESSMENT DISTRICT NO. 1

FISCAL YEAR 2025-26

ENGINEER'S REPORT PREPARED PURSUANT TO THE PROVISIONS OF THE LANDSCAPING AND LIGHTING ACT OF 1972 SECTION 22500 THROUGH 22679 OF THE CALIFORNIA STREETS AND HIGHWAYS CODE

Pursuant to Part 2 of Division 15 of the Streets and Highways Code of the State of California, and in accordance with the Resolution of Initiation No. 45-25 and Resolution of Intention, accepting the Preliminary Engineer's Report No. 46-25, both adopted on May 13, 2025, by the Oakley City Council, State of California, in connection with the proceedings for:

CITY OF OAKLEY
STREET LIGHTING AND LANDSCAPE ASSESSMENT DISTRICT NO. 1

Herein after referred to as the "Assessment District", I, Kevin Rohani, P.E., the duly appointed ENGINEER OF WORK, submit herewith the "Report" consisting of five (5) parts as follows:

PART A: PLANS AND SPECIFICATIONS

This part describes the improvements to be maintained within the District. Plans and specifications for the improvements are on file in the Public Works Department.

PART B: ESTIMATE OF COST

This part contains an estimate of the cost of the administration, maintenance, operations, and servicing of the improvements in each benefit zone as described in Part A (Plans and Specifications). This part includes the estimated expenses for Fiscal Year 2025-26 in addition to the proposed budget for Fiscal Year 2025-26 for each of the benefit zones. The detailed budget information is on file in the Public Works Department.

PART C: ASSESSMENT DISTRICT DIAGRAM

This part incorporates by reference a diagram of the Assessment District showing the exterior boundaries of the Assessment District, the boundaries of any zones within the Assessment District and the lines and dimensions of each lot or parcel of land within the Assessment District. This diagram is on file in the Office of the City Clerk of the City of Oakley.

PART D: METHOD OF APPORTIONMENT OF ASSESSMENT

This part contains the method of apportionment of assessments, based upon parcel classification of land within the Assessment District, in proportion to the estimated special benefits to be received.

PART E: PROPERTY LIST & ASSESSMENT ROLL

This part contains a list of the parcels and proposed assessment amount on each benefited lot or parcel of land within the District. The list is keyed to the records of the Contra Costa County Assessor, which are incorporated herein by reference and is filed in the Office of the City Clerk of the City of Oakley.

PART A
PLANS AND SPECIFICATIONS

The assessment district is composed of three (3) benefit zones. Benefit Zone 1 (Community Parks, Landscaping & Recreation Facilities) consists of all the parcels that benefit from the construction, operation, maintenance, and servicing of community park, landscaping, and recreational facilities. Benefit Zone 2 (Streetlighting) consists of all the parcels that benefit from the construction, operation, maintenance, and servicing of streetlighting facilities. Benefit Zone 3 (Interior Landscaping/Neighborhood Parks) consists of twenty-six (26) sub-zones and includes all the parcels that benefit from the construction, operation, maintenance and servicing of landscaping and neighborhood park facilities. The improvements associated with each benefit zone are described below:

Benefit Zone 1 – Community Parks, Landscaping & Recreation Facilities

The community park, landscaping and recreation facilities consist of, but are not limited to: operation and maintenance of park and recreation facilities, plants, shrubbery, trees, irrigation systems, hardscape, sidewalks, trails, lights, playground equipment, play courts, restrooms, and associated appurtenant facilities located within the public rights-of-way, public property and designated easements within the boundaries of the Assessment District. A listing of the current parks maintained is listed below and is also shown in Appendix A:

- Contribution to Vintage Parkway, O'Hara, Oakley & Gehringer School Parks (these are owned by the Oakley Union Elementary School District)
- Main Street Landscaping (segments)
- Empire Avenue Landscaping (segments)
- Crockett Park (4.66 acres)
- Main Street Park (.40 acres)
- Laurel Ball Fields Park (13.63 acres)
- Freedom Basin Park (8.5 acres)
- Laurel Road Landscaping (segments)
- Civic Center Park (1.0 acres)
- Dewey Park (0.20 acres)
- Cypress/Marsh Creek Trailhead
- Neroly Road Landscaping (segments)
- O'Hara Avenue Landscaping (segments)
- Hwy 160 Off Ramp/Main Street Neroly Rd
- Vintage Parkway Landscaping (Main Street to the overpass)
- Contribution to Zone 3-1 for Legless Lizard Preserve
- Contribution to Zone 3-2 for Oakley Ranch Landscaping
- Contribution to Zone 3-8 for Claremont
- Contribution to Zone 3-11 for Country Fair-Meadow Glen Landscaping
- Contribution to Zone 3-17 for Creekside Park (10.0 acres)
- Contribution to Zone 3-18 for Nutmeg Park (2.6 acres)
- Contribution to Zone 3-19 for Nunn-Wilson Family Park (3.0 acres)
- Contribution to Zone 3-22 for Cypress Grove Park (6.0 acres)

- Contribution to Zone 3-23 for Shady Oak Park (5.0 acres)
- Contribution to Zone 3-25 for Magnolia Park (5.0 acres)
- Contribution to Zone 3-26 for Summer Lake Park (17.0 acres)

Benefit Zone 2 - Streetlighting

The lighting facilities consist of, but are not limited to: poles, fixtures, bulbs, conduits, wiring, equipment including guys, anchors, posts and pedestals, metering devices and appurtenant facilities as required to provide lighting located within the public rights-of-way, public property and designated easements within the boundaries of the Assessment District.

Benefit Zone 3 – Interior Landscaping/Neighborhood Parks

The landscaping facilities consist of, but are not limited to: landscaping, planting, shrubbery, trees, irrigation systems, hardscapes, sidewalks, trails, and appurtenant facilities located within public rights-of-way, public property and designated easements within the boundaries of the Assessment District.

The following is a detailed description of each of the twenty-six (26) landscaping sub-zones located within Benefit Zone 3 and is also shown in Appendix B.

Zone 3-1 (Vintage Parkway)

Landscaping, irrigation, and related improvements within public street rights-of-way of Subdivisions 6333, 6821, 6862, 7089, 7193, 7229, 7372, 7585, 7654, and portions of 6452, 6576 and 6577, and along the frontage on Big Break Road north until the end of Tract 6333 and on from Big Break Road to Highway 4. Includes Vintage Parkway, Rutherford Way, Piper Lane, and Walnut Meadows Drive.

Zone 3-2 (Oakley Ranch)

Landscaping, irrigation, and related improvements along the east side of State Highway 4 and the east side of Charles Way.

Zone 3-3 (Empire)

Landscaping, irrigation, and related improvements along the east side of Empire Avenue at the Hemlock Drive intersection.

Zone 3-4 (Oakley Town Center)

Maintain and service landscaping and irrigation system along sidewalk area on Empire Avenue and Highway 4 and median islands on Empire Avenue.

Zone 3-5 (Oak Grove)

Maintain and service landscaping and irrigation facilities system along the southerly side of Laurel Road frontage and along State Highway 4 frontage from Laurel Road south to the north side of Honey Lane. Improvements to the Oak Grove Homeowner's Association owned Oak Grove Park (0.80 acres) include a play lot, barbecues, and picnic tables located on Parcel B on Subdivision 6922.

Zone 3-6 (Laurel Woods/Luna Estates)

Maintain and service walkway area on Laurel Road. Landscaping and irrigation within the public right-of-way along 120 linear feet of the north side of Laurel Road fronting Tract 7489.

Zone 3-7 (South Forty)

Maintain and service landscaping and irrigation system along the frontage areas of Neroly Road.

Zone 3-8 (Claremont)

Landscaping, maintenance, and operation of Claremont Bay Park (0.25 acres) consisting of playground equipment, benches, tables, turf, and irrigation improvements. Also, landscaping and maintenance responsibilities of a parking bay.

Zone 3-9 (Gateway)

Maintain and service landscaping and irrigation system along frontage and sidewalk areas on Cypress Road and Empire Avenue frontage of the Gateway Subdivision.

Zone 3-10 (Countryside aka Village Green)

Landscaping and irrigation facilities of a parkway strip behind the sidewalk along Cypress Road and Lois Lane.

Zone 3-11 (Country Fair aka Meadow Glen)

Landscaping, irrigation, and miscellaneous facilities within the public right-of-way of Highway 4 (400 feet) and Bernard Road (300 feet) of this development.

Zone 3-12 (California Sunrise)

This project consists of the installation of landscaping and irrigation improvements such as water lines, sprinklers, and plants along the north side of Cypress Road fronting Tract 7365 and Waterford Way.

Zone 3-13 (California Visions aka Laurel Heights)

Landscaping, irrigation, and miscellaneous facilities within the public right-of-way along 660 linear feet of the south side of Laurel Avenue east of O'Hara Avenue. The landscaping strip varies in width from three feet to eight feet and is located on Laurel Avenue. Includes maintenance of frontage landscaping on Rose Lane.

Zone 3-14 (Claremont Heritage)

Landscaping, irrigation, and miscellaneous facilities within the public right-of-way along 275 linear feet of the north side of Main Street (State Route 4). The landscaping strip varies in width from three feet to eight feet. Landscaping and irrigation within the public right-of-way along 565 linear feet of Highway 4 (aka Main Street) fronting Tracts 7775, 7366 and 7367.

Zone 3-15 (Country Fair aka Meadow Glen II)

Landscaping and irrigation within the public right-of-way along 1,265 linear feet of Gum Tree Road adjacent to Tract 7704 and 452 linear feet frontage along Live Oak Avenue;

Maintain and service landscaping and irrigation system along sidewalk areas on Empire Avenue, El Monte Drive, Holly Drive, and Tate Lane. Includes islands and hardscape across from the subdivisions;

Landscaping and irrigation maintenance of landscape facilities and 750 linear feet of frontage and median landscaping along Oakley Road. Landscape improvements along the frontage of Oakley Road total approximately 1,030 linear feet;

Landscaping and irrigation within the public right-of-way along 1,140 linear feet of Empire Avenue and along 550 linear feet of Oakley Road fronting tracts 7385, 7830 through 7833; and

Landscaping and irrigation maintenance for Heather Park (0.25 acres) and Holly Creek Park (6.7 acres) is also included.

Development Plan 3022-94 is one parcel (037-390-101) consisting of 50 affordable senior housing units. The landscape improvements consist of maintaining landscape and irrigation facilities along Oakley Road, approximately 403 linear feet. These are currently maintained by a private entity.

Zone 3-16 (Sundance)

Landscaping within public right-of-way along Almondtree Lane, Highway 4 and Cypress Road, fronting Subdivision 7837, totaling 1,200 linear feet and varying in width from five feet to 21 feet.

Zone 3-17 (Laurel Anne)

Landscaping improvements are located within the public right-of-way, fronting Laurel Road and Highway 4, along the frontage of Subdivisions 6935 and 7809 to their point of intersection. Landscape improvements also include the Laurel Road median islands and Parcel B;

Landscape improvements include frontage along Teton Road located within subdivisions 6963 and 8650;

Landscape improvements total approximately 2,150 linear feet along Laurel Road and Highway 4 and vary in width from ten to fifteen feet. The Laurel Road median improvements are approximately 1,160 linear feet and vary in width from five to sixteen feet;

The maintenance of Harvest Park (0.05 acres) (Parcel B of Subdivision 7809); and

The maintenance of Creekside Park (10.0 acres) is also included (a portion of the maintenance is funded by Zone 1).

Zone 3-18 (Country Place)

Landscape improvements are located within the public right-of-way fronting Kay Lane, O'Hara Avenue and Carpenter Road. Landscape improvements total approximately 38,000 square feet along Kay Lane, approximately 17,000 square feet along O'Hara Avenue and approximately 3,000 square feet along Carpenter Road; and

The maintenance of Nutmeg Park (2.6 acres) located within Subdivision 7640 is also included (a portion of the maintenance is funded by Zone 1).

Zone 3-19 (Laurel Crest)

Landscape improvements are located within the public right-of-way fronting Laurel Road, Brown Road, Oxford Drive, Empire Avenue – East, Carpenter Road, Joshua Street (between Carpenter Road and Pinenut Street) and the Laurel Road and Hampton Way medians. Landscape improvements total approximately 74,000 square feet; and

The maintenance of Nunn-Wilson Family Park (3.0 acres) and Basin (Phase 2) and the Trail along Brown Road are also included (a portion of the park maintenance is funded by Zone 1).

Zone 3-20 (Marsh Creek Glenn)

Landscape improvements include the maintenance of Marsh Creek Glenn Park (2.4 acres), consisting of maintenance of the concrete walkway, the play apparatus, the masonry wall and landscape maintenance in and around the Park, in addition to frontage along Salvador Lane north of Amador Court.

Zone 3-21 (Quail Glen) and Zone 3-21A (4411 Live Oak Avenue)

Landscape improvements include the maintenance and operation of landscaping and irrigation, including approximately 5,250 square feet along the Live Oak Avenue frontage of Subdivision 7359 and approximately 2,500 square feet along Neroly Road frontage of Subdivision 7359. In Fiscal Year 2015-16, Zone 3-21A was annexed into the District and added maintenance of the landscaping along the frontage of Live Oak Avenue and the frontage of El Dorado Road that are adjacent to the parcel located at 4411 Live Oak Avenue.

Zone 3-22 (Cypress Grove)

Landscape improvements include the maintenance and operation of landscaping and irrigation of the following:

- Cypress Road north and south right-of-way, Frank Hengle east and west right-of-way, Picasso Way east and west right-of-way (3.04 acres);
- Trail Landscaping (3.40 acres);
- Detention Pond Buffer (2.26 acres);
- Briarwood Park (old Cypress Grove) (2.0 acres);
- Cypress Grove Park (6.0 acres) (a portion of the maintenance is funded by Zone 1); and
- 6' Fencing along E. Cypress Rd and Picasso Dr (Iron House Elementary School).

Zone 3-23 (South Oakley)

Landscape improvements include the maintenance and operation of landscaping and irrigation of the following:

- Shady Oak Drive right-of-way (0.43 acres);
- Simoni Ranch Road right-of-way (1.94 acres);
- Main Street right-of-way (0.54 acres);
- Rose Avenue right-of-way (0.16 acres);

- Carpenter Road right-of-way (0.08 acres);
- Grapevine Way right-of-way (0.09 acres);
- Cinnamon Ridge right-of-way (0.33 acres);
- Entry Trail (0.17 acres);
- Brownstone Road right-of-way landscaping (Subdivision 8530 – 23,810 square feet);
- O'Hara Avenue right-of-way landscaping and median (Subdivision 8530 – 27,480 square feet);
- Neroly Road right-of-way landscaping and medians (Subdivision 8530 – 39,840 square feet);
- O'Hara Avenue right-of-way landscaping (Subdivision 8734 – 15,564 square feet);
- Oakley Road right-of-way landscaping (Subdivision 8823 – 4,400 square feet);
- Main Street right-of-way landscaping (Subdivision 8916 – 8,800 square feet);
- Rose Avenue right-of-way landscaping (Subdivision 8981 – 5,400 square feet);
- Rose Avenue right-of-way landscaping (Subdivision 9183 – 30,384 square feet);
- Carpenter Road right-of-way (Subdivision 9183 – 10,260 square feet);
- Live Oak Ranch Park (1.0 acre);
- Simoni Ranch Park (1.0 acre);
- Riata Park (Subdivision 8530 -1.7 acres);
- Heartwood Park (Subdivision 8916 – 1.5 acres);
- Shady Oak Park (5.0 acres) (a portion of the maintenance is funded by Zone 1);
- Rose/Carpenter Park (4.4 acres) – not anticipated to be turned over to the City for maintenance for Fiscal Year 2025-26 (a portion of the maintenance will be funded by Zone 1); and
- 6' Fencing along Simoni Ranch Road (Gehringer Elementary School).

Zone 3-24 (Reserve/Stonecreek)

Landscape improvements include the maintenance and operation of landscaping and irrigation of the following:

- Teton Road frontage (1.14 acres);
- Sellars Road by Subdivision 8973 (0.77 acres);
- C Street landscaping (0.21 acres);
- F Street landscaping (3,120 square feet);
- Tamarack Road Weed Abatement (5,096 square feet);
- Teton Road Entry Features at Northwest & Southwest;
- C Street Entry Feature (1,000 square feet);
- Marsh Creek Buffer Area (0.19 acres);

- Stonecreek Park (115,362 square feet) – not anticipated to be turned over to the City for maintenance for Fiscal Year 2025-26 (a portion of the maintenance will be funded by Zone 1); and
- Teton Road Park (2.91 acres) – not anticipated to be turned over to the City for maintenance for Fiscal Year 2025-26 (a portion of the maintenance will be funded by Zone 1).

Zone 3-25 (Magnolia Park)

Landscape improvements include the maintenance and operation of landscaping and irrigation, of the following:

- Carpenter right-of-way landscaping (24,900 square feet);
- Brown Road right-of-way landscaping (118,800 square feet);
- Neroly Road right-of-way landscaping (159,500 square feet);
- Neroly Road Median landscaping (34,135 square feet);
- Empire Avenue right-of-way landscaping (16,975 square feet);
- Project Entry Streets Median landscaping (1,890 square feet);
- Dynasty Drive right-of-way landscaping (5,280 square feet);
- Dynasty Drive Median landscaping (725 square feet);
- O'Hara Avenue right-of-way landscaping (32,200 square feet);
- Carpenter Trail, Parcel F Subdivision 8731 (158,994 square feet);
- Railroad Trail (Old Neroly Road) (82,125 square feet);
- Neroly Daffodil Entry Feature, Parcel I Subdivision 8731 (13,131 square feet)
- Pedestrian Trail, Parcel J Subdivision 8731 (2,997 square feet);
- Pedestrian Trail, Parcel K Subdivision 8731 (3,608 square feet);
- Novarina Trail Park, Parcel E Subdivision 8731 (2.0 acres);
- Neroly Road, Frontage (Subdivision 9199 – 17,600 square feet);
- Pedestrial Trail, Parcel A, Subdivision 9274 (9,155 square feet);
- Dynasty Drive right-of-way landscaping (Subdivision 9199 – 1,800 square feet);
- Pedestrian Trail, Parcel A Subdivision 9199 (3,224 square feet);
- Neroly Road right-of-way (Subdivision 9274 – 42,900 square feet);
- Brown Road right-of-way (Subdivision 9274 – 9,900 square feet); and
- Pedestrian Trail, Subdivision 9274 (9,155 square feet);
- Silver Bell Way right-of-way;
- Daffodil Park, Parcel G Subdivision 8731 (1.78 acres); and
- Magnolia Park (5.0 acres) (a portion of the maintenance is funded by Zone 1).

Zone 3-26 (Summer Lake South)

Landscape improvements include the maintenance and operation of landscaping and irrigation, of the following including:

- Lakewood Park (0.58 acres);
- Manresa Park (0.26 acres);
- Sycamore Park (0.24 acres);
- Lakeside Park (1.64 acres);
- Leeward Park (0.71 acres);
- Catamaran Park and Greenbelt (0.79 acres); and

- Summer Lake Park (17.0 acres) (a portion of the maintenance is funded by Zone 1 funds).

In addition, the following Landscape improvements are within the landscape and lighting zone boundaries, however maintenance responsibility belongs to the Homeowner's Association:

- Phase 1 Summer Lake Drive ROW Streetscape (Cypress Road south to South Well Pump Station & Phase 2 Limits);
- Phase 2 Summer Lake Drive ROW Streetscape (South Well Pump Station north to Cypress Road);
- Phase 1 Cypress Road ROW Streetscape & Entry (Bethel Island Road to second Summer Lake Drive Intersection); and
- Wetlands Frontage Landscape and Wetland.

PART B
ESTIMATE OF COST

The 1972 Act provides that the total cost of construction, operation, maintenance and servicing of the park and recreational, streetlighting and landscaping facilities can be recovered by the District. Incidental expenses including administration of the District, engineering fees, legal fees, and all other costs associated with the construction, operation, and maintenance and servicing of the District can also be included.

The estimated Fiscal Year 2025-26 expenditures for the proposed facilities in the City of Oakley have been provided by City Staff and are estimated as follows:

Table No. 1
Street Lighting and Landscape Assessment District No. 1
Fiscal Year 2025-26 Budget Summary

	Zone 1 Community Parks, Landscaping & Recreation Budget	Zone 2 Streetlighting Budget	Zone 3 Neighborhood Landscaping & Parks Budget	Total Budget
Annual Revenue*:				
Assessments**	$1,531,439	$264,021	$3,368,026	**$5,163,486**
Interest Income	$20,000	$1,000	$10,850	**$31,850**
Other Sources (Gas Tax, Zone 1 Cont. to Zone 3)	$960,796	$272,624	$300,100	**$1,533,520**
Total Revenue:	**$2,512,235**	**$537,645**	**$3,678,976**	**$6,728,856**
Annual Expenses*:				
Operating Expenses	($1,572,704)	($564,000)	($2,282,014)	**($4,418,718)**
Incidental Expenses	($851,095)	($64,749)	($1,684,863)	**($2,600,707)**
Total Expenditures:	**($2,423,799)**	**($628,749)**	**($3,966,877)**	**($7,019,425)**

*When annual revenues are in excess of annual expenses, that money is used to fund reserves in each Zone as appropriate.
**County only accepts assessments in even pennies. Therefore, the assessment revenue shown above may differ than what is placed on the property tax rolls.

For a detailed breakdown on the annual operation, maintenance and servicing costs for each zone and sub-zone, refer to Appendix C. Appendix C also includes a detail of the Asset Lifecycle Replacement Program for each zone and sub-zone, as well. The Asset Lifecycle Replacement Program detail is used as a guide to calculate approximate replacement costs of the assets in each Zone and sub-zone and establishing reserves necessary to ensure asset replacements and funds for remediation projects are available when needed. Reserves are used to pay for the replacement or remediation of items in the detail but are not limited strictly to those items. The reserves are eligible to fund the replacement, remediation, or improvement of any asset or amenity in the Zone or sub-zone.

The 1972 Act requires that a special fund be set up for the revenues and expenditures of the District. Funds raised by assessment shall be used only for the purpose as stated herein. A contribution to the District by the City may be made to reduce assessments, as the City Council deems appropriate. Any balance remaining on July 1 at the end of the fiscal year must be carried over to the next fiscal year.

PART C
ASSESSMENT DISTRICT DIAGRAM

The boundaries of City of Oakley Street Lighting and Landscape Assessment District No. 1 are completely within the boundaries of the City of Oakley. An Assessment Diagram for the City of Oakley Street Lighting and Landscape Assessment District No. 1, which incorporates each of the zones for Fiscal Year 2025-26, is on file in the Office of the City Clerk of the City of Oakley and is included on the following pages. A detailed diagram for each of the twenty-six (26) subzones in Zone 3 is referenced in this Report as Appendix B.

The lines and dimensions of each lot or parcel within the Assessment District are those lines and dimensions shown on the maps of the Contra Costa County Assessor, for the year when this Report was prepared, and are incorporated by reference herein and made part of this Report.

City of Oakley
Zone 1 -- Community Park, Landscaping & Recreation Facilities

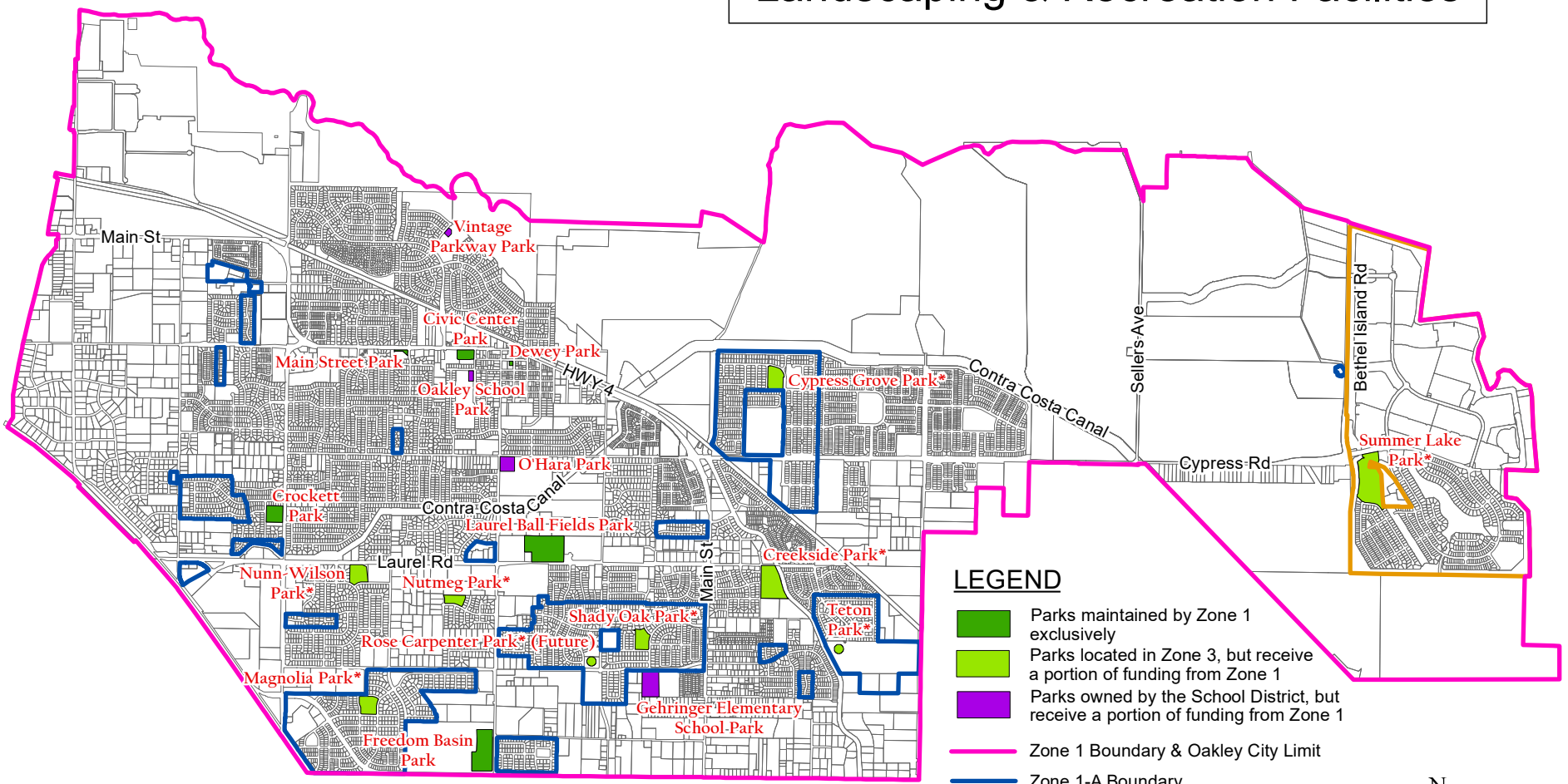

* Creekside, Nutmeg, Nunn-Wilson, Cypress Grove, Shady Oak, Rose/Carpenter, Teton, Magnolia and Summer Lake Parks receive a portion of their funding from Zone 1

** Other parks not included on this map are funded through Zone 3 assessments and are shown in Appendix A

FRANCISCO AND ASSOCIATES

City of Oakley
Zone 2 -- Street Lighting

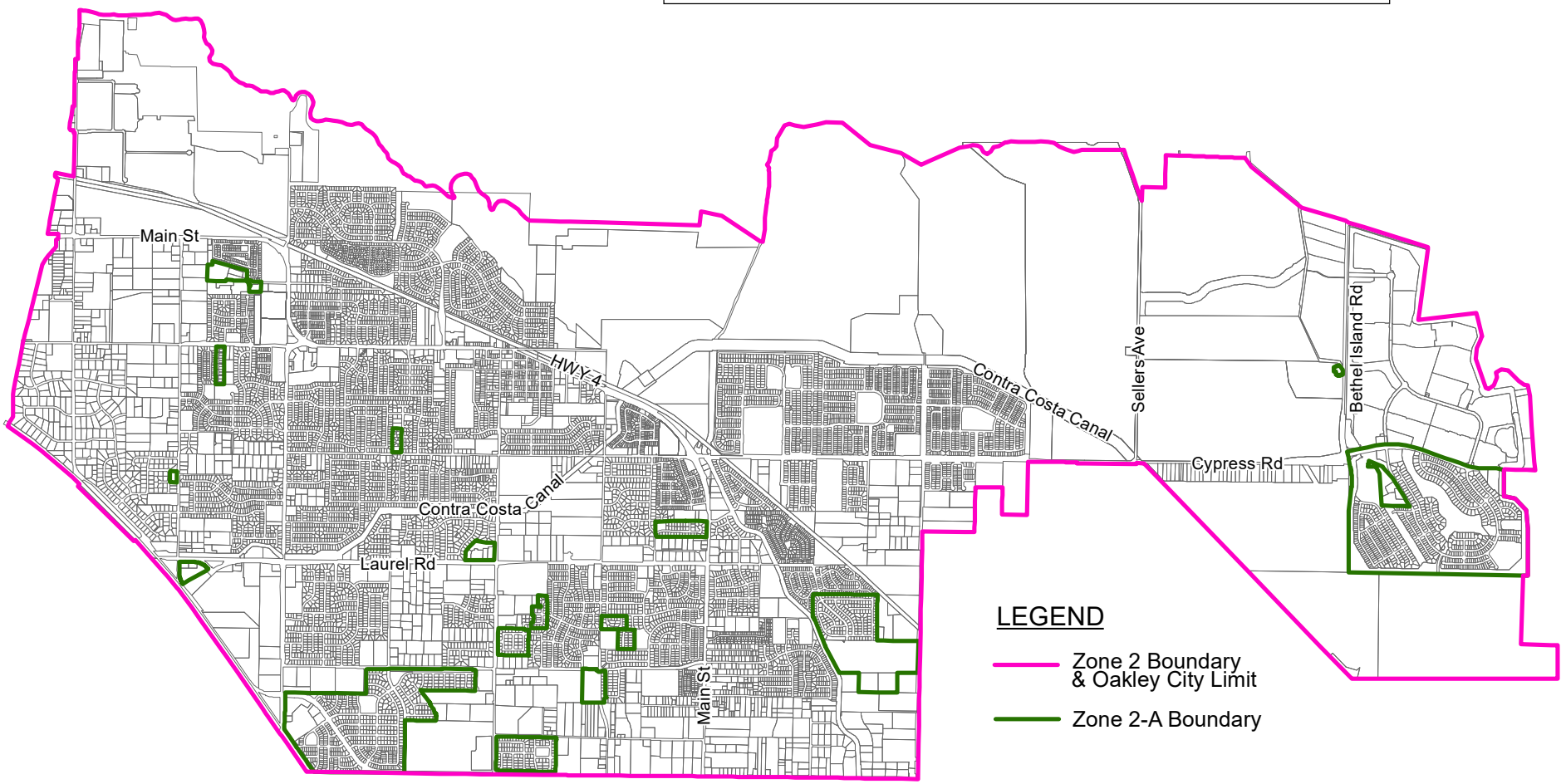

FRANCISCO AND ASSOCIATES

City of Oakley
Zone 2 -- Street Lighting

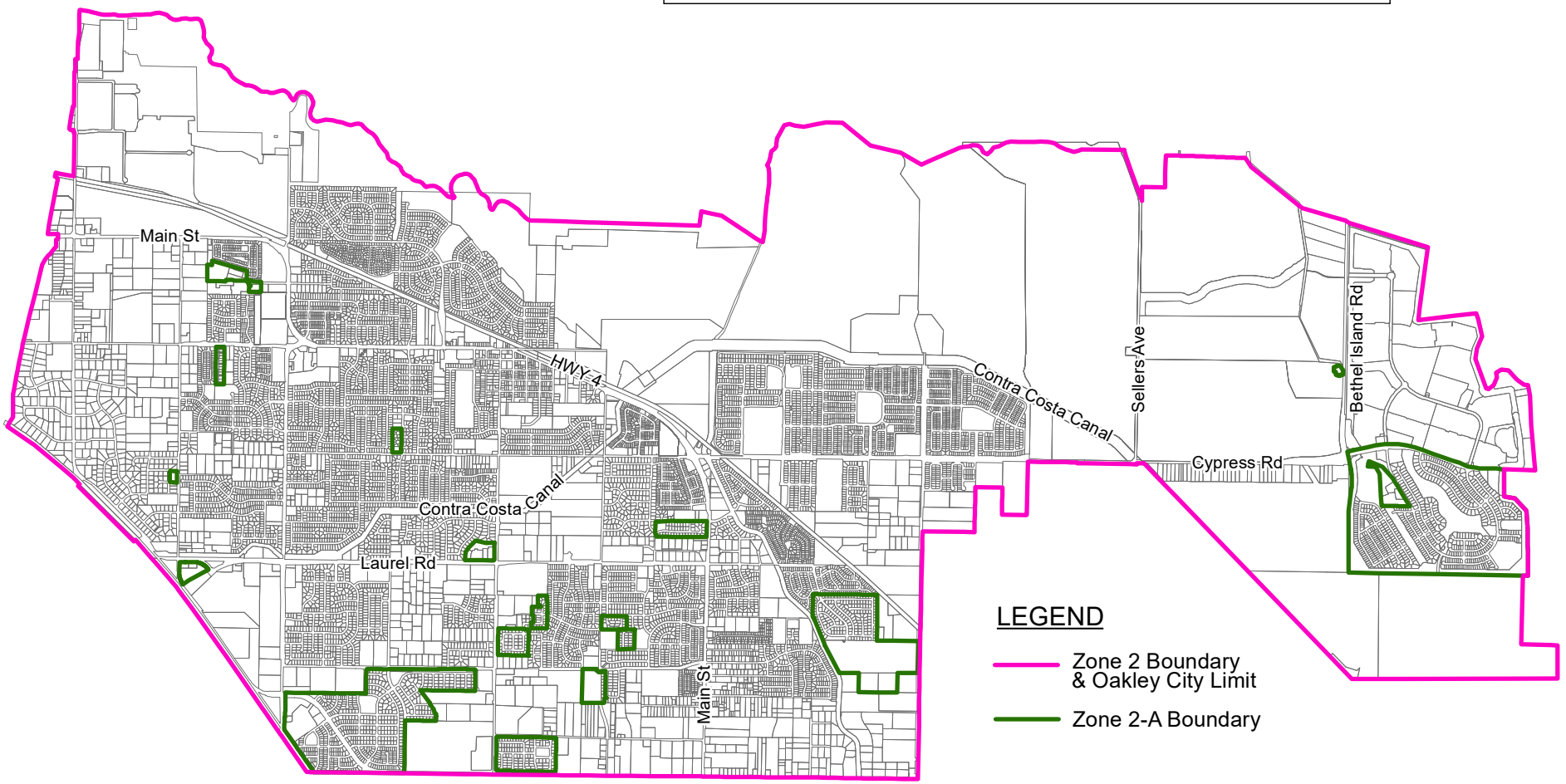

FRANCISCO AND ASSOCIATES

City of Oakley
Zone 3 -- Interior Landscaping/Neighborhood Parks

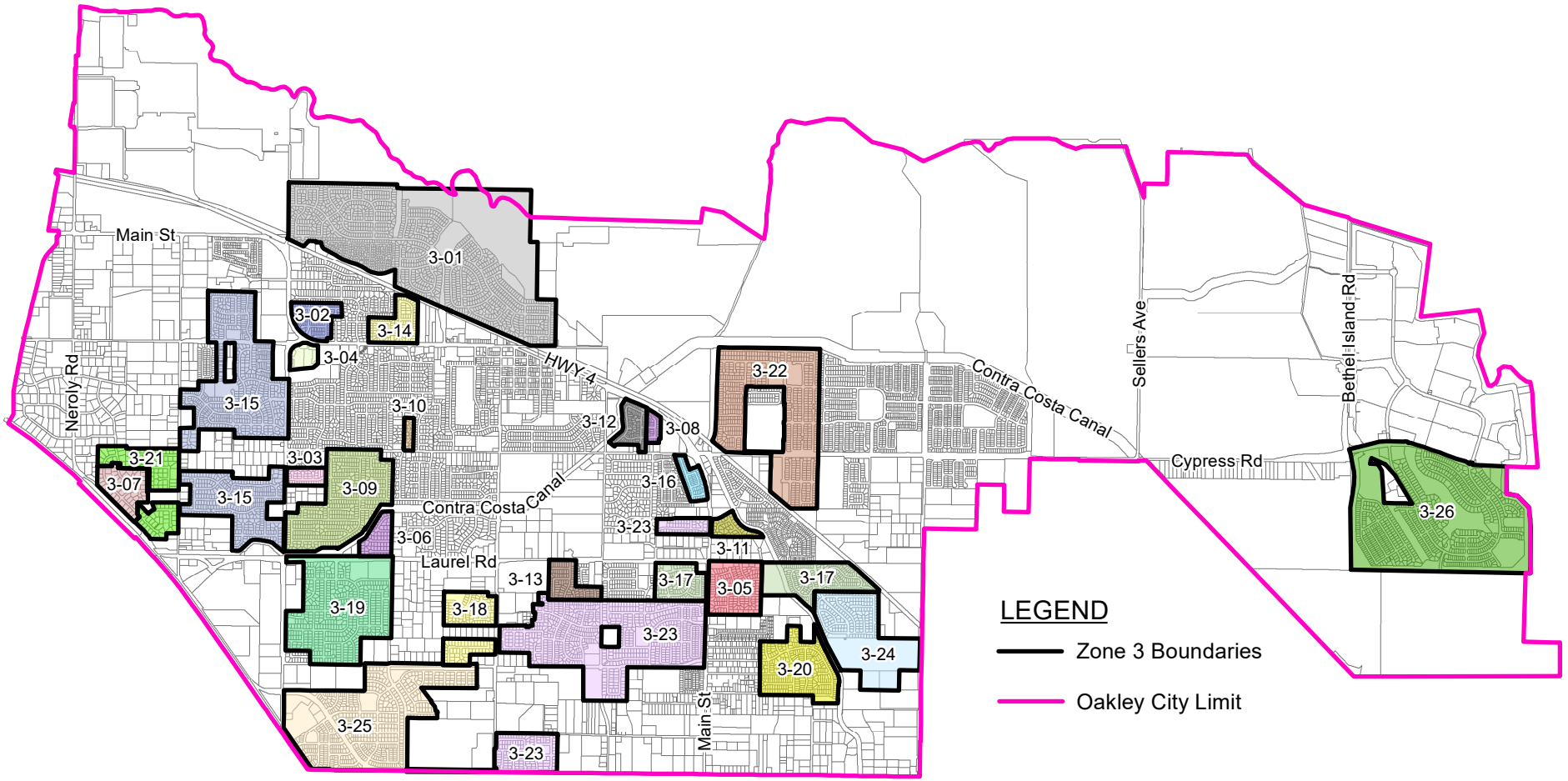

FRANCISCO AND ASSOCIATES

PART D
METHOD OF APPORTIONMENT OF ASSESSMENT

This section explains the benefits to be derived from the improvements and the methodology used to apportion the total assessments to the properties within the District.

The method used for apportioning the assessment is based upon the relative special benefits to be derived by the properties in each benefit zone of the District over and above the general benefits conferred to the public at large. The assessment is apportioned to each parcel in proportion to the relative cost of the special benefits from the improvements.

Discussion of Benefit

Part 2 of Division 15 of the Streets and Highways Code, the Landscaping and Lighting Act of 1972, permits the establishment of assessment districts by Agencies for the purpose of providing certain public improvements, which include the operation, maintenance, and servicing of park and recreational, streetlighting, and landscaping improvements.

Section 22573 of the Landscape and Lighting Act of 1972 requires that maintenance assessments must be levied according to benefit rather than according to assessed value. This Section states:

> *"The net amount to be assessed upon lands within an assessment district may be apportioned by any formula or method which fairly distributes the net amount among all assessable lots or parcels in proportion to the estimated benefit to be received by each such lot or parcel from the improvements."*
>
> *"The determination of whether or not a lot or parcel will benefit from the improvements shall be made pursuant to the Improvement Act of 1911 (Division 7 (commencing with Section 5000)) [of the Streets and Highways Code, State of California]."*

In addition, the 1972 Act permits the designation of zones of benefit within any individual assessment district if "by reasons or variations in the nature, location, and extent of the improvements, the various areas will receive different degrees of benefit from the improvement" (Sec. 22574). Thus, the 1972 Act requires the levy of a true "assessment" rather than a "special tax".

Article XIIID, Section 4(a) of the California Constitution limits the amount of any assessment to the proportional special benefit conferred on the property.

> *"No assessment shall be imposed on any parcel which exceeds the reasonable cost of the proportional special benefit conferred on that parcel."*

In addition, Article XIIID provides that publicly owned properties must be assessed unless there is clear and convincing evidence that those properties receive no special benefit from the assessment. Exempted from the assessment would be the areas of public streets, public avenues, public lanes, public roads, public drives, public courts, public alleys, public easements and rights-of-ways, public greenbelts and public parkways, and that portion of public property that is not developed and used for business purposes similar to private commercial, industrial and institutional activities.

General versus Special Benefit

In the absence of an annual assessment, the improvements in each benefit zone of the District would not be provided, therefore the improvements are "over and above" what otherwise would be provided in other portions of the City as part of General Services. All the assessment proceeds derived from each benefit zone will be utilized to fund the cost of providing a level of tangible "special benefits" in the form of proximate landscaping and other permanent public improvements. The assessments are also structured to provide specific improvements within each benefit zone, further ensuring the improvements funded by the assessments are of specific and special benefit to property within each benefit zone.

Specific Benefit has been quantified as:

- Unique proximity to improved landscaped areas;
- Access to improved landscape areas;
- Improved views within each Zone; and
- Extension of a property's outdoor area for properties within close proximity to the improvements.

Although these improvements may be available to the general public at large, the public landscaping and other public improvements in each benefit zone of the District were specifically designed, located and created to provide additional and improved public resources for the direct advantage of property inside the benefit zone, and not the public at large. The boundaries of the benefit zones have been narrowly drawn to include those parcels that receive a direct advantage from the improvements.

Other properties that are outside a benefit zone do not enjoy the unique proximity, access, views, and other special benefit factors described previously. Moreover, many of the homes and other improvements on parcels in the benefit zones would not have been built if the assessments were not established because an assessment for public landscaping was a condition of development approval.

Without the assessments, the public improvements within the benefit zones would not be maintained and would turn into brown, unmaintained and unusable public improvements and public lands. If this happened, it would create a significant and material negative impact on the desirability, utility, and value of property in the benefit zone. The improvements are, therefore, clearly above what otherwise would be provided. In fact, it is reasonable to assume that if assessments were not collected and the improvements were not maintained as a result, properties in the benefit zones would decline in desirability, utility, and value by significantly more than the amount of the assessments.

It is therefore concluded that all the landscaping improvements funded by the assessments are of 99% special benefit to the identified benefiting properties located within the benefit zones and that the value of the special benefits from such improvements to property in the benefit zones reasonably exceeds the cost of the assessments for every assessed parcel in the benefit zones. (In other words, as required by Proposition 218: the reasonable cost of the proportional special benefit conferred on each parcel reasonably exceeds the cost of the assessments.)

The City owns, maintains, rehabilitates, and replaces curb and gutter along the border of the benefit zone improvements. This curb and gutter serves to support, contain, retain, and manage irrigation flow and plant growth and provide a boundary for the improvements. The contribution from the City towards general benefit from the maintenance, rehabilitation, and replacement of the curb and gutter is conservatively estimated to be 1%.

BENEFIT ZONES

Because there are varying degrees of improvements throughout the boundaries of the District, three (3) separate and distinct benefit zones have been created. Benefit Zone 1 consists of all the parcels that benefit from the construction, operation, maintenance and servicing of park and recreational facilities. In addition, Benefit Zone 1 consists of two sub-zones which includes all parcels that benefit from the construction of new park facilities. Benefit Zone 2 consists of all the parcels that benefit from the construction, operation, maintenance and servicing of streetlighting facilities. In addition, Benefit Zone 2 consists of one sub-zone which includes all parcels that benefit from the increased energy costs of streetlights. Benefit Zone 3 consists of twenty-six (26) sub-zones and includes all the parcels that benefit from the construction, operation, maintenance and servicing of landscaping facilities.

ASSESSMENT METHODOLOGY

The total operation, maintenance and servicing cost for the park and recreational, streetlighting, and landscaping improvements are apportioned in accordance with the methodology that is consistent with standard assessment engineering practices. The method for spreading the costs to each parcel is based on the Equivalent Dwelling Unit (EDU) factor.

Since the assessment is levied on the owners of properties as shown on the tax rolls, the assessments must be assigned by Assessor's Parcel Number. If assessments were to be distributed by parcel, not considering land use, this would not be equitable, because a single-family parcel would be paying the same as a 50-unit apartment parcel or a large commercial establishment. Therefore, as previously stated, the total assessment costs are distributed to each parcel of land based on their pro-rata share of EDUs compared to the total number of EDUs within a benefit zone or benefit sub-zone. For example, if a single-family residential parcel is assigned 1.00 EDU and there is a total of 100 EDUs within their benefit zone then the single family residential parcel would be responsible for 1.00% (1.00 EDU/100.00 EDUs) of the annual budget for that benefit zone.

Below is a summary of the assessment methodology used to allocate the costs for the operation, maintenance, and servicing costs of the park and recreational, streetlighting, and landscaping improvements.

BENEFIT ZONE 1
COMMUNITY PARKS, LANDSCAPING AND RECREATION FACILITIES BENEFIT DETERMINATION

The overall quality of life and desirability of an area is enhanced when public park and recreational facilities are in place, improved, operable, safe, clean, and maintained. Conversely, property desirability decreases when park and recreational facilities are unsafe or destroyed by the elements or vandalism.

Property desirability in an area also increases when there is an increase in the number of parks, recreation centers and sports facilities. These park and recreational facilities enable property owners to participate in sporting events, leisure activities, picnics, organized social events and other miscellaneous activities.

Studies in a number of communities, including counties and cities throughout the United States, have indicated that recreation areas and facilities, if well maintained and wisely administered, have caused a marked increase in the property values of parcels in the community. Consequently, such recreation and park facilities have proved to be an important factor in maintaining a sound economic condition and a high standard of livability in the community. These studies confirm the opinion long held by planning authorities as to the economic value of parks and recreational facilities in a community.

"The recreation value is realized as a rise in the value of land and other property in or near the recreation area, and is of both private interest to the landowner and others, holding an economic stake in the area, and of public interest to the taxpayers, who have a stake" (National Recreation and Park Association, June 1985)

"Recreation and park amenities are central components in establishing the quality of life in a community [businesses'] main resource is their employees for whom quality of life is an important issue. The availability and attractiveness of local parks and programs influences some companies' relocation decisions the presence of a park encourages real estate development around it." (California Parks & Recreation, Winter 1997)

The benefit of parks and other recreational facilities to residential and commercial/industrial properties has been summarized by a number of studies. The United States Department of the Interior, National Park Service, in a publication of June 1984, concluded that:

- "Parks and recreation stimulate business and generate tax revenues."
- "Parks and recreation help conserve land, energy, and resources."
- "An investment in parks and recreation helps reduce pollution and noise, makes communities more livable, and increases property values."

- "Public recreation benefits all employers by providing continuing opportunities to maintain a level of fitness throughout one's working life, and through helping individuals cope with the stress of a fast-paced and demanding life."

Proper maintenance and operation of the parks within the District benefit those properties within the service areas of the parks by providing environmental quality and recreational enhancement. The amount of benefit received will vary with the different land use on the property. There are two categories from which the total benefit of a parcel is derived:

1. **Environmental Quality Benefit.** The improvement of the quality of air, visual aesthetics, and attractiveness of the community as a place to live and work and do business.

2. **Recreation Enhancement Benefit.** The availability of usable and safe park and recreational facilities.

Recent studies have shown that adequate park and recreation facilities and recreation programs help to reduce crime and vandalism. This results in a savings to property owners by improved property values and promotes the well-being of the community.

COMMUNITY PARKS, LANDSCAPING AND RECREATION FACILITIES BENEFIT ASSESSMENT METHODOLOGY

The single-family residential parcel has been selected as the basic unit for the calculation of assessments and is defined as one (1) Equivalent Dwelling Unit (EDU). Commercial and industrial parcels benefit similarly to residential parcels because of increased property values and the ability to have their workers and patrons use the park and recreational facilities. Commercial and industrial parcels are assessed based on their acreage because larger parcels have the ability to generate larger pedestrian flows. The methodology used to assign EDUs to other land uses in proportion to the benefit they receive relative to the single-family residential parcel is shown below.

Developed Single Family Residential - The developed single-family parcel has been selected as the basic unit for calculation of the benefit assessments. This basic unit shall be called an **Equivalent Dwelling Unit (EDU)**. Parcels designated as developed single family residential uses per the Contra Costa County land use code, or those parcels that have had a building permit pulled prior to July 1 are assessed one (1.00) EDU.

Developed Multiple Residential - The EDUs for land designated as developed multi-family uses which includes condominiums, mobile homes, and apartments are assessed a factor of one-half (0.50) EDU per dwelling unit (e.g. a parcel with a 100-unit apartment would be assessed 50 EDUs). Based on data from representative cities in Northern California, the multiple family residential factor of 50% is determined by the statistical proportion of relative trip generation from various types of residential uses, in combination with density per unit.

Developed Commercial/Industrial, Recreational, Institutional, and Other Miscellaneous Uses - Developed commercial and industrial properties include commercial, industrial, recreational, institutional, or miscellaneous uses per the Contra Costa County land use codes. The parcels are assessed based upon the acreage of the parcel. In converting developed commercial/industrial properties to EDUs, the factor used was from the Contra Costa County's average single-family lot residential lot size. The parcels will be assessed one (1.00) EDU for the first acre or any portion thereof, and one (1.00) EDU/acre for each additional acre or any portion thereof, up to a maximum of three (3.00) EDUs (3.00 acres). The minimum number of EDUs per parcel will be one (1.00) EDU.

Undeveloped Single Family Residential - Parcels defined as undeveloped single-family residential parcels will be assessed at 50% of the developed single-family rate.

Undeveloped Non-Single Family Residential - Parcels defined as undeveloped non-single family residential will be assessed at a 50% of the developed commercial/industrial rate. These parcels include undeveloped multi-family residential, commercial/industrial, recreational, institutional, and other miscellaneous parcels. These parcels will be assessed at 0.50 EDUs per acre or any portion thereof, with a minimum of 0.50 EDU per parcel and a maximum of 1.50 EDUs per parcel (3.00 acres). Incremental acreage greater than 3.00 acres is considered to be open space area and therefore receives no further assessment.

Exempt - Exempted from the assessment would be the areas of public streets, public avenues, public lanes, public roads, public drives, public courts, public alleys, public easements and rights-of-way, public greenbelts and public parkways, and that portion of public property that is not developed and used for business purposes similar to private commercial, industrial, and institutional activities.

COMMUNITY PARKS, LANDSCAPING AND RECREATION FACILITIES ASSESSMENT RATES BY ZONE

The Fiscal Year 2025-26 Assessment Rates for Zone 1 are shown below. For further detail regarding annual revenues and expenditures in Zone 1, please see Appendix C in this Report.

- **Zone 1 (Community Parks, Landscaping & Recreation Facilities)**

9,096.46 EDUs for FY 2025-26

Maximum Rate: $31.88/EDU
FY 2025-26 Rate: $31.88/EDU

- **Zone 1-A (Community Parks, Landscaping & Recreation Facilities)**
  Zone 1-A includes parcels added after FY 2004-05 that benefit from the construction, operation, and maintenance of park and recreation facilities that are anticipated to meet the City's Parks & Recreation Master Plan 2021 goal of 6.0 acres of parkland

per 1,000 residents. Starting with FY 2004-05 through FY 2015-16, all parcels with new developments have been annexed into Zone 1-A. In January 2016, the City formed Community Facilities District No. 2015-2 (Parks, Streetlight, Landscape, and Stormwater Services) and beginning FY 2016-17 all parcels with new developments have been annexed into Community Facilities District No. 2015-2.

Formed: January 12, 2004 (Sub 8655)
2,653.31 EDUs for FY 2025-26

Subdivision 8727 (27 units) annexed June 14, 2004
Subdivision 8725 (48 units) annexed FY 2004-05, July 12, 2004
Subdivision 7655 (28 units) annexed FY 2004-05, July 12, 2004
Subdivision 7590 (60 units) annexed FY 2004-05, July 12, 2004
Subdivision 7760 (67 units) annexed FY 2004-05, July 12, 2004
Subdivision 7426 (21 units) annexed FY 2004-05, July 12, 2004
Subdivision 8765 (25 units) annexed FY 2005-06, November 8, 2004
Subdivisions 8678 (100 units), 8679 (201 units) & 8680 (240 units), FY 2006-07, November 14, 2005
Subdivisions 7662 (215 units), 7681 (40 units), & 8541 (354 units), FY 2006-07, February 13, 2006
Subdivisions 8737 (58 units), 8973 (176 units), 8994 (109 units), FY 2006-07; June 12, 2006
Subdivision 8731 (388 units), FY 2006-07; November 13, 2006
Subdivision 8734 (26 units) annexed FY 2007-08, July 9, 2007
Subdivision 8736 (42 units) annexed FY 2007-08, July 9, 2007
Subdivision 8916 (41 units) annexed FY 2007-08, July 9, 2007
Subdivision 8530 (110 units) annexed FY 2007-08, July 9, 2007
Subdivision 8981 (17 units) annexed FY 2007-08, July 9, 2007
Subdivision 8823 (6 units) annexed FY 2007-08, July 9, 2007
Subdivision 8843 (13 units) annexed FY 2007-08, July 9, 2007
Subdivision 8985 (1 unit) annexed FY 2007-08, July 9, 2007
Subdivision 9183 (11 units) annexed FY 2012-13, August 9, 2011
Subdivision 9199 (43 units) annexed FY 2012-13, August 9, 2011
Subdivision 9274 (117 units) annexed FY 2012-13, August 9, 2011
Laurel Plaza Shopping Center (3.08 acres of Commercial) annexed FY 2012-13, August 9, 2011
Immanuel Baptist Church (5.00 EDUs) annexed FY 2012-13, August 9, 2011
Corporation for Better Housing (196 MFR and 208 Senior units) annexed FY 2012-13, August 9, 2011
Minor Subdivision 09-976 (0.99 Acres) annexed FY 2012-13, August 9, 2011
4411 Live Oak Avenue (041-021-029) (1 unit) annexed FY 2015-16, July 14, 2015
Subdivision 9104 (20 units) annexed FY 2015-16, July 14, 2015

The maximum assessment rate of $211.33 per Equivalent Dwelling Unit for Benefit Zone 1-A was approved in FY 2004-05, which may be annually adjusted based upon the previous year's change in the Consumer Price Index (CPI) for the San Francisco Bay

Area All Urban Consumers. The base CPI was the rate set on April 2004 by the Bureau of Labor and Statistics which was 198.3. The CPI as of February 2025 is 354.43.

Maximum Rate: $377.72/EDU
FY 2025-26 Rate: $377.72/EDU

- **Zone 1-B (Summer Lake Community Park) – Subdivisions 8900, 8955, & 7562**
  Zone 1-B includes parcels benefiting from the Summer Lake Community Park and was created by Contra Costa County in FY 2005-06 as part of the Summer Lake Development to provide additional funding for the Summer Lake Park and other Community Parks, landscaping, and recreational facilities.

  Formed: April 25, 2006 (by Contra Costa County)

  633.37 EDUs for FY 2025-26

  The maximum assessment rate of $805.71 per Equivalent Dwelling Unit for Benefit Zone 1-B was approved in FY 2005-06, which may be annually adjusted based upon the previous year's change in the Consumer Price Index (CPI) for the San Francisco Bay Area All Urban Consumers. The base CPI was the rate set on June 2005 by the Bureau of Labor and Statistics which was 201.2. The CPI as of February 2025 is 354.43. The maximum rate for FY 2025-26 is $1,419.33/EDU. However, the anticipated FY 2025-26 expenditures are less than the maximum assessment rate would produce in revenue, therefore the actual rate for FY 2025-26 will be set at $377.72/EDU, which is equal to the rate in Zone 1-A.

  Maximum Rate: $1,419.33/EDU
  FY 2025-26 Rate: $377.72/EDU

BENEFIT ZONE 2

STREETLIGHTING BENEFIT DETERMINATION

The proper functioning of streetlighting throughout the City of Oakley is imperative for the welfare of the property owners. Streetlighting provides protection to pedestrian traffic by illuminating the sidewalk and street crossing areas during nighttime hours. In addition, the proper operation, maintenance, and servicing of a streetlighting system benefits properties by providing additional security for the pedestrian traffic and reduces the possibility of vandalism to property during nighttime hours.

STREETLIGHTING BENEFIT ASSESSMENT METHODOLOGY

The degree of benefit for each parcel is determined by the use of each individual parcel, the intensity of illumination provided, the number of pedestrians generated, and the enhanced security during hours of darkness. Benefit Zone 2 has been established to identify the parcels that benefit from these streetlighting improvements.

Developed Single Family Residential – The single-family residential parcel is considered one unit of benefit (1.00 EDU). All other land uses have been analyzed to determine the benefit they receive from the intensity of illumination provided, the number of pedestrians generated by their property, and the enhanced security to their property during hours of darkness compared to that of a single-family residential parcel.

Other Land Uses – All other land uses have been analyzed to determine the intensity of illumination provided, the number of pedestrians generated by their property, and the enhanced security to their property during hours of darkness. For a detailed listing of the equivalent dwelling unit factors for each land use refer to Appendix "D".

Exempt – Exempted from the assessment would be the areas of public streets, public avenues, public lanes, public roads, public drives, public courts, public alleys, public easements and rights-of-way, public greenbelts and public parkways, and that portion of public property that is not developed and used for business purposes similar to private commercial, industrial, and institutional activities.

FISCAL YEAR 2025-26 - STREETLIGHTING ASSESSMENT RATES BY ZONE

The Fiscal Year 2025-26 Assessment Rates for Zone 2 are shown below. For further detail regarding Zone 2 annual revenues and expenditures, please see Appendix C in this Report.

- **Zone 2 (Oakley Streetlighting Facilities)**

9,173.50 EDUs for FY 2025-26

Maximum Rate: $14.94/EDU
FY 2025-26 Rate: $14.94/EDU

- **Zone 2-A (Oakley Streetlighting Facilities)**

  Zone 2-A includes parcels that benefit from the construction, operation, and maintenance of increased lighting after FY 2006-07. Starting with FY 2004-05 through FY 2015-16, all parcels with new developments have been annexed into Zone 2-A. In January 2016, the City formed Community Facilities District No. 2015-2 (Parks, Streetlight, Landscape, and Stormwater Services) and beginning FY 2016-17 all parcels with new developments have been annexed into Community Facilities District No. 2015-2.

Formed: June 12, 2006

1,694.50 EDUs for FY 2025-26

Subdivision 8731 (403.5 EDUs), FY 2006-07; November 13, 2006
Subdivision 7562, 8900, & 8955 (625.5 EDUs), FY 2007-08
Subdivision 8734 (26 units) annexed FY 2007-08, July 9, 2007

Subdivision 8736 (42 units) annexed FY 2007-08, July 9, 2007
Subdivision 8916 (41 units) annexed FY 2007-08, July 9, 2007
Subdivision 8530 (110 units) annexed FY 2007-08, July 9, 2007
Subdivision 8981 (17 units) annexed FY 2007-08, July 9, 2007
Subdivision 8823 (6 units) annexed FY 2007-08, July 9, 2007
Subdivision 8843 (13 units) annexed FY 2007-08, July 9, 2007
Subdivision 8985 (1 unit annexed FY 2007-08, July 9, 2007
Subdivision 9183 (10 units) annexed FY 2012-13, August 9, 2011
Subdivision 9199 (43 units) annexed FY 2012-13, August 9, 2011
Subdivision 9274 (117 units) annexed FY 2012-13, August 9, 2011
Laurel Plaza Shopping Center (3.08 acres of Commercial) annexed FY 2012-13, August 9, 2011
Immanuel Baptist Church (11.00 EDUs) annexed FY 2012-13, August 9, 2011
Corporation for Better Housing (196 MFR and 208 Senior units) annexed FY 2012-13, August 9, 2011
Minor Subdivision 09-976 (0.99 Acres) annexed FY 2012-13, August 9, 2011
Summer Lake South Development
4411 Live Oak Avenue (041-021-029) (1 unit) annexed FY 2015-16, July 14, 2015
Subdivision 9104 (20 units) annexed FY 2015-16, July 14, 2015

The maximum assessment rate of $42.81 per Equivalent Dwelling Unit for Benefit Zone 2-A was approved in FY 2005-06, which may be annually adjusted based upon the previous year's change in the Consumer Price Index (CPI) for the San Francisco Bay Area All Urban Consumers. The base CPI was the rate set on April 2005 by the Bureau of Labor and Statistics which was 202.50. The CPI as of February 2025 is 354.43.

Maximum Rate: $74.93/EDU
FY 2025-26 Rate: $74.93/EDU

BENEFIT ZONE 3
INTERIOR LANDSCAPING/NEIGHBORHOOD PARKS

Trees, landscaping, hardscaping and appurtenant facilities, if well maintained, provide beautification, shade, and enhancement of the desirability of the surroundings. In Parkways and Land Values, written by John Nolan and Henry V. Hubbard in 1937, it is stated:

> *"... there is no lack of opinion, based on general principals and experience and common sense, that parkways do in fact add value to property, even though the amount cannot be determined exactly. Indeed, in most cases where public money has been spent for parkways the assumption has been definitely made that the proposed parkway will show a provable financial profit to the City. It has been believed that the establishment of parkways causes a rise in real estate values throughout the City, or in parts of the City,..."*

It should be noted that the definition of "parkways" above may include the roadway as well as the landscaping alongside the roadway.

Proper maintenance and operation of the roadway landscaping provides beautification and enhancement of the desirability of surroundings. The roadway landscaping maintained by each subzone typically includes the entryways into each geographical area and as such provide beautification to the subzone. These improvements provide special and direct benefit to each property located within the subzone.

LANDSCAPING BENEFIT ASSESSMENT METHODOLOGY

The single-family residential parcel has been selected as the basic unit for the calculation of assessments and is defined as one (1) Equivalent Dwelling Unit (EDU). Commercial and industrial parcels benefit similarly to residential parcels because of increased property values and the desirability of their location. Commercial and industrial parcels are assessed based on their acreage because larger parcels have the ability to generate larger pedestrian flows. The methodology used to assign EDUs to other land uses in proportion to the benefit they receive relative to the single-family residential parcel are shown below.

Developed Single Family Residential - The developed single-family parcel has been selected as the basic unit for calculation of the benefit assessments. Parcels designated as developed single family residential uses per the Contra Costa County land use code or those parcels that have had a building permit pulled prior to July 1 are assessed one (1.00) EDU.

Developed Multiple Residential - The EDUs for land designated as developed multi-family uses which includes condominiums, mobile homes, and apartments are assessed a factor of one-half (0.50) EDU per dwelling unit (e.g. a parcel with a 100-unit apartment would be assessed 50 EDUs). Based on data from representative cities in Northern California, the multiple family residential factor of 50% is determined by the statistical proportion of relative trip generation from various types of residential uses, in combination with density per unit.

Developed Commercial/Industrial, Recreational, Institutional, and Other Miscellaneous Uses - Developed commercial and industrial properties include commercial, industrial, recreational, institutional, or miscellaneous uses per the Contra Costa County land use codes. The parcels are assessed based upon the acreage of the parcel. In converting developed commercial/industrial properties to EDUs, the factor used was from the Contra Costa County's average single-family lot residential lot size. The parcels will be assessed one (1.00) EDU for the first acre or any portion thereof, and one (1.00) EDU/acre for each additional acre or any portion thereof, up to a maximum of three (3.00) EDUs (3.00 acres). The minimum number of EDUs per parcel will be one (1.00) EDU.

Undeveloped Single Family Residential - Parcels defined as undeveloped single-family residential parcels will be assessed at 50% of the developed single-family rate.

Undeveloped Non-Single Family Residential - Parcels defined as undeveloped non-single family residential will be assessed at a 50% of the developed commercial/industrial rate. These parcels include undeveloped multi-family residential, commercial/industrial, recreational, institutional, and other miscellaneous parcels. These parcels will be assessed at 0.50 EDUs per acre or any portion thereof, with a minimum of 0.50 EDU per parcel and a maximum of 1.50 EDUs per parcel (3.00 acres). Incremental acreage greater than 3.00 acres is considered to be open space area and therefore receives no further assessment.

Exempt - Exempted from the assessment would be the areas of public streets, public avenues, public lanes, public roads, public drives, public courts, public alleys, public easements and rights-of-way, public greenbelts and public parkways, and that portion of public property that is not developed and used for business purposes similar to private commercial, industrial, and institutional activities.

FISCAL YEAR 2025-26 - LANDSCAPING ASSESSMENT RATES BY ZONE

The Fiscal Year 2025-26 Assessment Rates for each of the Subzones in Zone 3 are shown below. For further details regarding the annual revenue and expenditures for each Subzone, please see Appendix C in this Report.

- **Zone 3-1 (Vintage Parkway)** Subdivisions 6333, por. 6452 & 6576 & 6577, 6821, 6862, 7089, 7193, 7229, 7372, 7585, & 7654

  Formed: July 16, 1985
  1,275.00 EDUs

  Maximum Rate: $57.86/EDU
  FY 2025-26 Rate: $57.86/EDU

- **Zone 3-2 (Oakley Ranch)** Subdivision 6634

  Formed: April 21, 1987
  133.00 EDUs

  Maximum Rate: $198.84/EDU
  FY 2025-26 Rate: $198.84/EDU

- **Zone 3-3 (Empire)** Subdivision 6656

  Formed: June 16, 1987
  45.00 EDUs

  Maximum Rate: $100.76/EDU
  FY 2025-26 Rate: $100.76/EDU

- **Zone 3-4 (Oakley Town Center)** Subdivision 7045

  Formed: May 9, 1989
  9.17 Acres

  Maximum Rate: $1,193.16/Acre
  FY 2025-26 Rate: $1,193.16/Acre

- **Zone 3-5 (Oak Grove)** Subdivisions 6922 & 6927

  Formed: August 13, 1991
  Additional Parcels Annexed: June 20, 1995
  149.50 EDUs

  Maximum Rate: $190.00/EDU
  FY 2025-26 Rate: $190.00/EDU

- **Zone 3-6 (Laurel Woods/Luna Estates)** Subdivisions 6971 & 7489.

  Formed: August 1, 1989; Tract 7489: April 28, 1992
  60.00 EDUs

  Maximum Rate: $127.80/EDU
  FY 2025-26 Rate: $127.80/EDU

- **Zone 3-7 (South Forty)** Subdivision 6969

  Formed: August 7, 1990
  53.00 EDUs

  Maximum Rate: $185.00/EDU
  FY 2025-26 Rate: $185.00/EDU

- **Zone 3-8 (Claremont)** Subdivision 7163

  Formed: August 13, 1991
  50.00 EDUs

  Maximum Rate: $152.56/EDU
  FY 2025-26 Rate: $152.56/EDU

- **Zone 3-9 (Gateway)** Subdivisions 6394, 6488, 6571, 6613, 6664, 6726, 6727, 6762, 6764 & 6858.

Formed: July 31, 1990
459.00 EDUs

Maximum Rate: $40.00/EDU
FY 2025-26 Rate: $40.00/EDU

- **Zone 3-10 (Countryside aka Village Green)** Subdivisions 7164, & 7293

Formed: October 2, 1990
21.00 EDUs

Maximum Rate: $125.00/EDU
FY 2025-26 Rate: $125.00/EDU

- **Zone 3-11 (Country Fair aka Meadow Glen)** Subdivision 6840

Formed: August 6, 1991
32.00 EDUs

Maximum Rate: $169.48/EDU
FY 2025-26 Rate: $169.48/EDU

- **Zone 3-12 (California Sunrise)** Subdivision 7365

Formed: November 19, 1991
128.00 EDUs

Maximum Rate: $27.36/EDU
FY 2025-26 Rate: $27.36/EDU

- **Zone 3-13 (California Visions aka Laurel Heights)** Subdivision 7667

Formed: November 17, 1992
96.00 EDUs

Maximum Rate: $125.00/EDU
FY 2025-26 Rate: $125.00/EDU

- **Zone 3-14 (Claremont Heritage)** Subdivisions 7775, 7367, and 7366

  Formed as Zone 41: November 17, 1992
  Tracts 7366, 7367 Annexed: July 26, 1994
  114.00 EDUs

  Maximum Rate: $160.00/EDU
  FY 2025-26 Rate: $160.00/EDU

- **Zone 3-15 (Country Fair aka Meadow Glen II)** Subdivisions 6867, 6980, 6996, 7003, 7090, 7165, 7330, 7368, 7385, 7704, 7707, 7808, 7830, 7831, 7832, 7833, 8725, 7655, 7590, 7760, 7426 8823, 8843, & DR 3022-94

  Formed: July 26, 1994
  889.00 EDUs

  Subdivision 8725 (48 units) annexed FY 2004-05, July 12, 2004
  Subdivision 7655 (28 units) annexed FY 2004-05, July 12, 2004
  Subdivision 7590 (60 units) annexed FY 2004-05, July 12, 2004
  Subdivision 7760 (67 units) annexed FY 2004-05, July 12, 2004
  Subdivision 7426 (21 units) annexed FY 2004-05, July 12, 2004
  Subdivision 8823 (6 units) annexed FY 2007-08, July 9, 2007
  Subdivision 8843 (13 units) annexed FY 2007-08, July 9, 2007

  There are also 50 additional senior units located within Zone 3-15, but the improvements are privately maintained. The maximum annual assessment for the 50 senior units is $8,541.00. The applicant (Ecumenical Association for Housing) requested that the landscaping improvements for this development be maintained privately because of the manner in which the project was designed. By having this area privately landscaped, it will allow more privacy for the senior citizen residents. The estimated maintenance costs for DP3022-94 will therefore not be included in the annual maintenance cost in FY 2025-26.

  Maximum Rate: $138.00/EDU
  FY 2025-26 Rate: $138.00/EDU

- **Zone 3-16 (Sundance)** Subdivision 7837

  Formed: December 20, 1994
  81.00 EDUs

  Maximum Rate: $110.00/EDU
  FY 2025-26 Rate: $110.00/EDU

- **Zone 3-17 (Laurel Anne)** Subdivisions 6935, 6963, 7809, 8650, 8708, 8748, 8752, 8816, & 8822

Formed: June 20, 1995
321.00 EDUs

Maximum Rate: $273.16/EDU
FY 2025-26 Rate: $273.16/EDU

- **Zone 3-18 (Country Place)** Subdivisions 6968, 7640, MS 7-95, & 7946

Formed: June 20, 1995
Subdivision 6968 (42 units) annexed FY 2002-03
130.00 EDUs

Maximum Rate: $180.00/EDU
FY 2025-26 Rate: $180.00/EDU

- **Zone 3-19 (Laurel Crest)** Subdivisions 7630, 7657, 7658, 8168, 8169, 8403, 8440, & 8655

Formed: May 5, 1998
438.00 EDUs

Sub 7658, 8168, 8169, 8656 (154 units) annexed FY 2001-02
Sub 8403 (72 units) annexed FY 2002-03, November 13, 2001
Sub 8655 (34 units) annexed FY 2004-05, January 12, 2004

Maximum Rate: $200.00/EDU
FY 2025-26 Rate: $200.00/EDU

- **Zone 3-20 (Marsh Creek Glenn)** Subdivisions 7689, 8391, 8504, 8648, 8727, & 8765

Formed: May 14, 2001
288.00 EDUs

Subdivision 8504 (12 units) annexed September 9, 2002
Subdivision 8727 (27 units) annexed FY 2004-05, June 14, 2004
Subdivision 8765 (25 units) annexed FY 2005-06, November 8, 2004

The maximum assessment rate for Benefit Zone 3-20 was approved in FY 2001-02 at $225.00 per Equivalent Dwelling Unit, which may be annually adjusted based upon the previous year's change in the Consumer Price Index (CPI) for the San Francisco

Bay Area All Urban Consumers. The base CPI is the rate set on June 30, 2001 by the Bureau of Labor and Statistics which was 190.9. The CPI as of February 2025 is 354.43.

Maximum Rate: $417.74/EDU
FY 2025-26 Rate: $417.74/EDU

- **Zone 3-21 (Quail Glen)** Subdivision 7359, 7235, 7358, & 7467

Formed: July 8, 2002

Subdivisions 7235, 7358 & 7467 (67 units) annexed September 2002
103.00 EDUs

4411 Live Oak Avenue (041-021-029) (1 unit) annexed FY 2015-16, July 14, 2015
1.00 EDU

The maximum assessment rate for Benefit Zone 3-21 was approved in FY 2002-03 at $200.00 per Equivalent Dwelling Unit, which may be annually adjusted based upon the previous year's change in the Consumer Price Index (CPI) for the San Francisco Bay Area All Urban Consumers. The base CPI is the rate set on June 30, 2002 by the Bureau of Labor and Statistics which was 193.2. The maximum assessment rate for Benefit Zone 3-21A was approved in FY 2015-16 at $895.32 per Equivalent Dwelling Unit, which may be annually adjusted based upon the previous year's change in the Consumer Price Index (CPI) for the San Francisco Bay Area All Urban Consumers. The base CPI for Zone 3-21A is the rate set on February 28, 2015 by the Bureau of Labor and Statistics which was 254.91. The CPI as of February 2025 is 354.43.

Zone 3-21 Maximum Rate: $366.91/EDU
Zone 3-21 FY 2025-26 Rate: $366.91/EDU

Zone 3-21A Maximum Rate: $1,244.87/EDU
Zone 3-21A FY 2025-26 Rate: $1,244.87/EDU

- **Zone 3-22 (Cypress Grove)** Subdivision 8678, 8679, & 8680

Formed: November 14, 2005
589.00 EDUs

The maximum assessment rate for Benefit Zone 3-22 was approved in FY 2006-07 at $343.90 per Equivalent Dwelling Unit, which may be annually adjusted based upon the previous year's change in the Consumer Price Index (CPI) for the San Francisco Bay Area All Urban Consumers. The base CPI is the rate set on April 2006 by the

Bureau of Labor and Statistics which was 208.90. The CPI as of February 2025 is 354.43.

Maximum Rate: $583.47/EDU
FY 2025-26 Rate: $583.47/EDU

- **Zone 3-23 (South Oakley)** Subdivisions 7662, 7681, 8541, 8530, 8734, 8736, 8916, 8981, 9183 & 9104.

Formed: February 13, 2006
795.00 EDUs

Subdivision 8530 (110 units) annexed FY 2007-08, July 9, 2007
Subdivision 8734 (26 units) annexed FY 2007-08, July 9, 2007
Subdivision 8736 (42 units) annexed FY 2007-08, July 9, 2007
Subdivision 8916 (41 units) annexed FY 2007-08, July 9, 2007
Subdivision 8981 (17 units) annexed FY 2007-08, July 9, 2007
Subdivision 9183 (11 units) annexed FY 2012-13, August 9, 2011
Subdivision 9104 (20 units) annexed FY 2015-16, July 14, 2015

The maximum assessment rate for Benefit Zone 3-23 was approved in FY 2006-07 at $398.60 per Equivalent Dwelling Unit, which may be annually adjusted based upon the previous year's change in the Consumer Price Index (CPI) for the San Francisco Bay Area All Urban Consumers. The base CPI is the rate set on April 2006 by the Bureau of Labor and Statistics which was 208.90. The CPI as of February 2025 is 354.43.

Maximum Rate: $676.26/EDU
FY 2025-26 Rate: $676.26/EDU

- **Zone 3-24 (Reserve/Stonebrook)** Subdivision 8737, 8973, 8994

Formed: January 12, 2006
171.50 EDUs

The maximum assessment rate for Benefit Zone 3-24 was approved in FY 2006-07 at $598.73 per Equivalent Dwelling Unit, which may be annually adjusted based upon the previous year's change in the Consumer Price Index (CPI) for the San Francisco Bay Area All Urban Consumers. The base CPI is the rate set on April 2006 by the Bureau of Labor and Statistics which was 208.90. The CPI as of February 2025 is 354.43. However, in FY 2025-26 the rate assessed will be $524.74/EDU.

Maximum Rate: $1,015.84/EDU
FY 2025-26 Rate: $524.74/EDU

- **Zone 3-25 (Magnolia Park)** Subdivision 8731

Formed: November 13, 2006
554.66 EDUs

Subdivision 9199 (43 units) annexed FY 2012-13, August 9, 2011
Subdivision 9274 (117 units) annexed FY 2012-13, August 9, 2011

The maximum assessment rate for Benefit Zone 3-25 was approved in FY 2006-07 at $1,100.55 per Equivalent Dwelling Unit, which may be annually adjusted based upon the previous year's change in the Consumer Price Index (CPI) for the San Francisco Bay Area All Urban Consumers. The base CPI is the rate set on June 2006 by the Bureau of Labor and Statistics which was 209.10. The CPI as of February 2025 is 354.43.

Maximum Rate: $1,865.47/EDU
FY 2025-26 Rate: $1,865.47/EDU

- **Zone 3-26 (Summer Lake South)** Subdivision 8900, 8955, & 7562.

Formed: April 25, 2006 (by Contra Costa County)
632.37 EDUs

The maximum assessment rate for Benefit Zone 3-26 was approved in FY 2005-06 at $1,353.53 per Equivalent Dwelling Unit, which may be annually adjusted based upon the previous year's change in the Consumer Price Index (CPI) for the San Francisco Bay Area All Urban Consumers. The base CPI is the rate set on June 2005 by the Bureau of Labor and Statistics which was 201.20. The CPI as of February 2025 is 354.43. However, in FY 2025-26 the rate assessed will be $1,016.93 per Equivalent Dwelling Unit.

Maximum Rate: $2,453.72/EDU
FY 2025-26 Rate: $1,016.93/EDU

PART E

PROPERTY OWNER LIST & ASSESSMENT ROLL

The total assessment amount for each Zone and the proposed assessment amount apportioned to each parcel for Fiscal Year 2025-26, in proportion to the benefit received by each parcel from the improvements, is contained in the Assessment Roll, which is on file in the Office of City Clerk of the City of Oakley and shown in Appendix E.

The Assessment Roll includes a list of all parcel numbers within the District that have been updated to match the last equalized Property Tax Roll of the Contra Costa County Assessor, which by reference is hereby made a part of this report. The last equalized Property Tax Roll includes a description of each parcel and shall govern for all details concerning the description of the parcels.

The total proposed assessments for Fiscal Year 2025-26 are $1,531,439 for community park, landscaping and recreation facilities, $264,021 for streetlighting facilities, and $3,368,026 for landscaping facilities for a total of $5,163,486.

.

APPENDIX A

Benefit Zone 1 (Community Parks, Landscaping & Recreation) Detailed Maintenance Diagrams

City of Oakley
Zone 1 - Community Park & Recreation Facilities

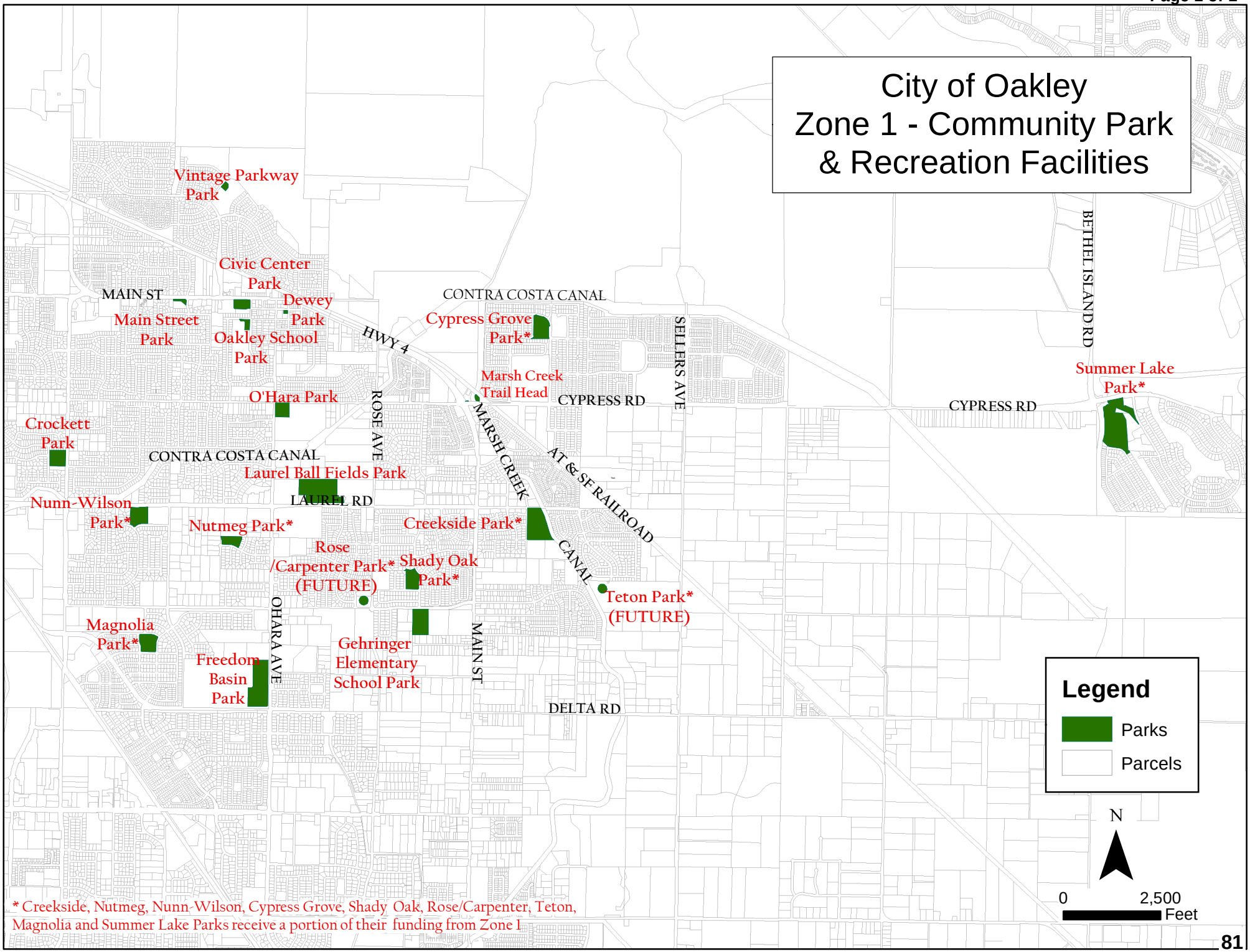

* Creekside, Nutmeg, Nunn-Wilson, Cypress Grove, Shady Oak, Rose/Carpenter, Teton, Magnolia and Summer Lake Parks receive a portion of their funding from Zone 1.

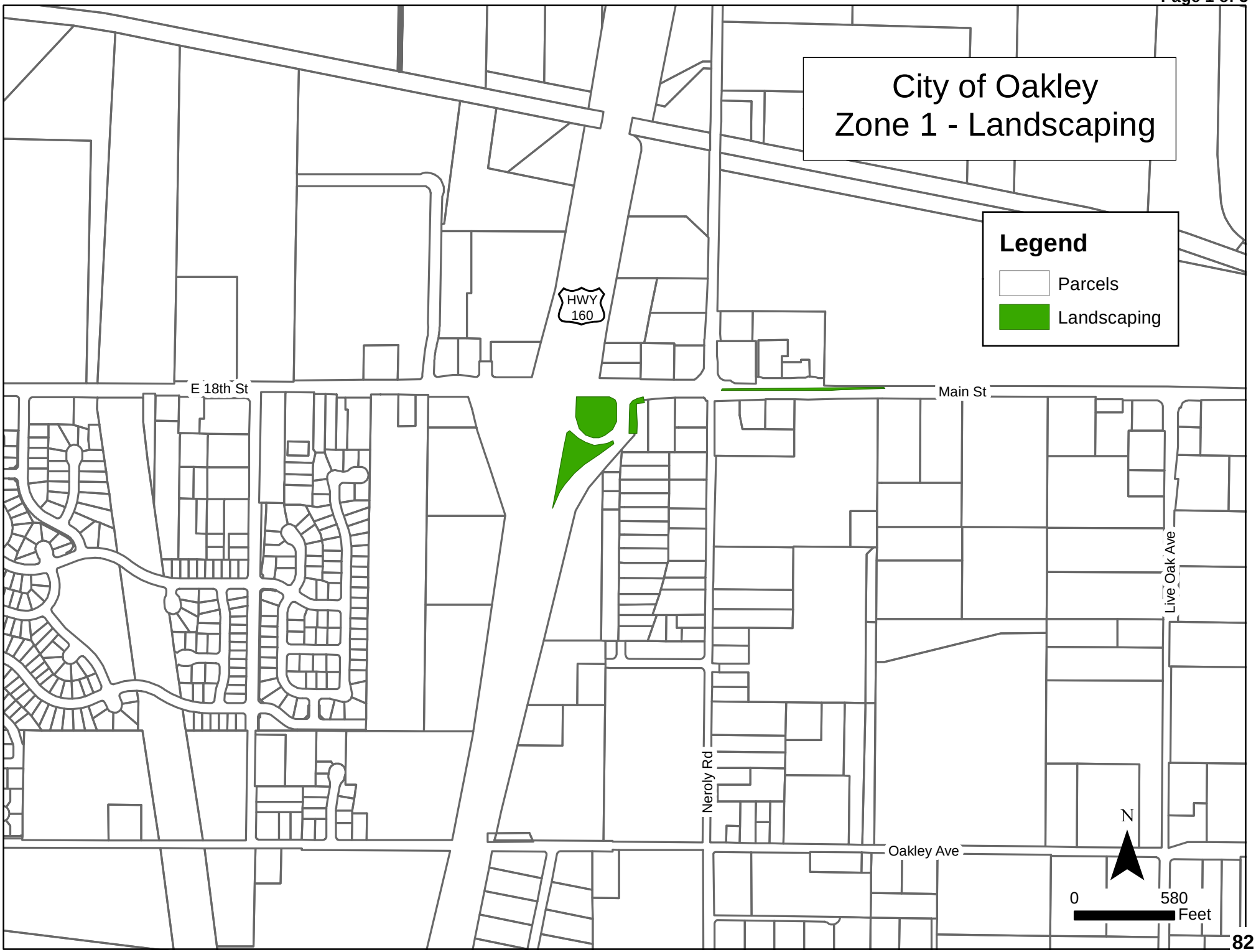
City of Oakley
Zone 1 - Landscaping
Legend
Parcels
Landscaping
HWY 160
E 18th St
Main St
Live Oak Ave
Neroly Rd
Oakley Ave
N
0
580
Feet

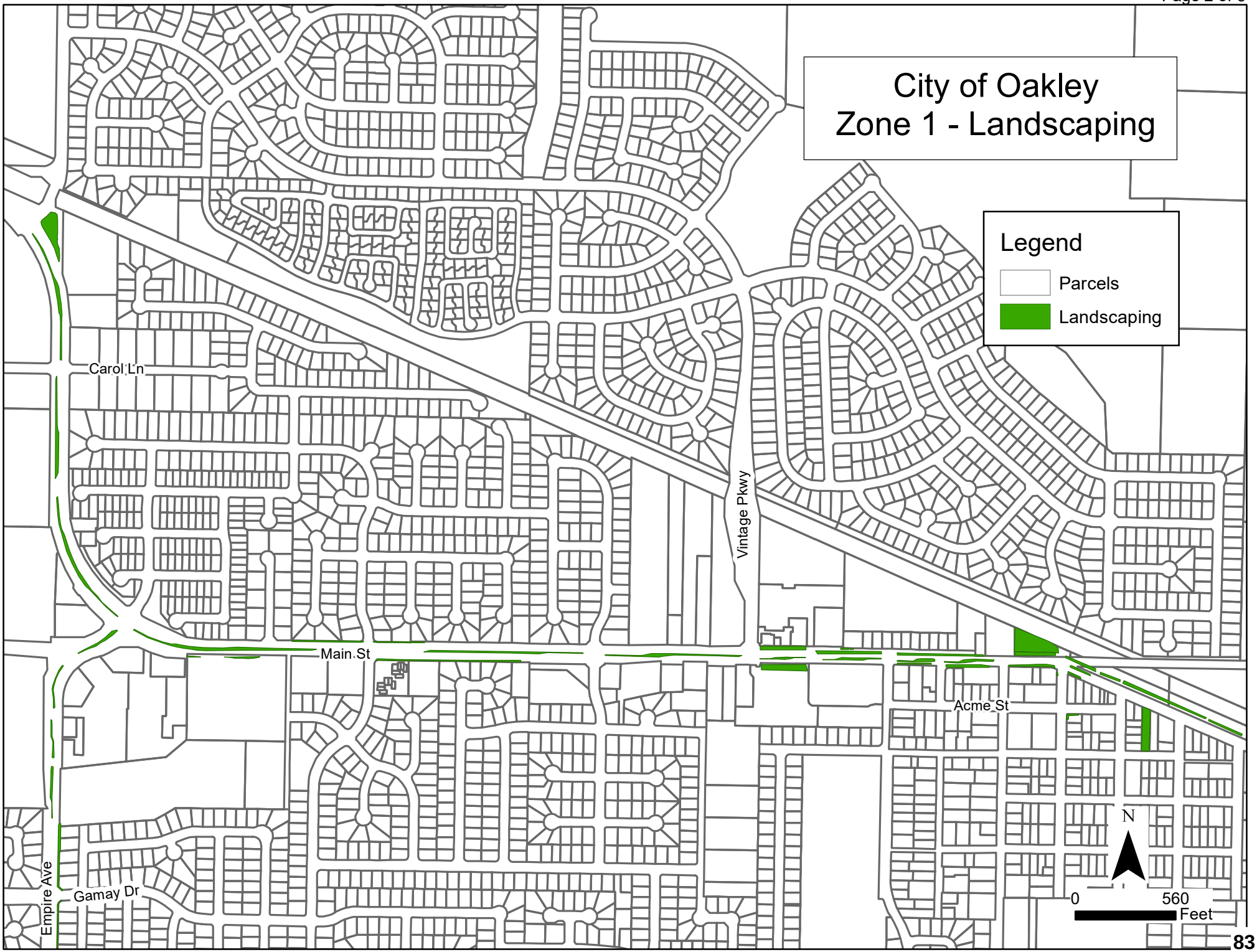
City of Oakley
Zone 1 - Landscaping
Legend
Parcels
Landscaping
Carol Ln
Vintage Pkwy
Main St
Acme St
Empire Ave
Gamay Dr
N
0
560
Feet

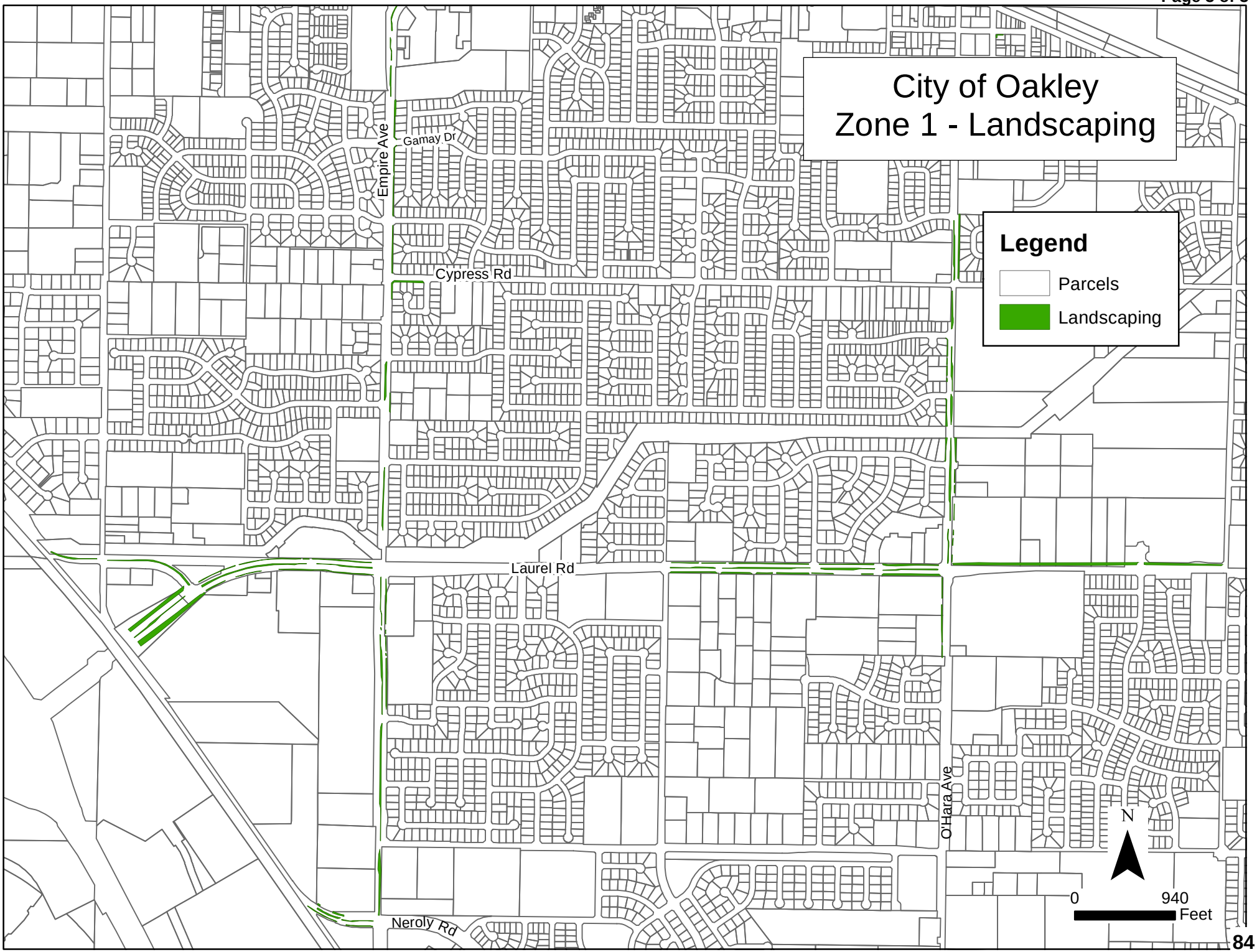
City of Oakley
Zone 1 - Landscaping
Legend
Parcels
Landscaping
Empire Ave
Gamay Dr
Cypress Rd
Laurel Rd
O'Hara Ave
Neroly Rd
N
0
940
Feet

APPENDIX B

Benefit Zone 3 (Interior Landscaping/Neighborhood Parks) Detailed Maintenance Diagrams

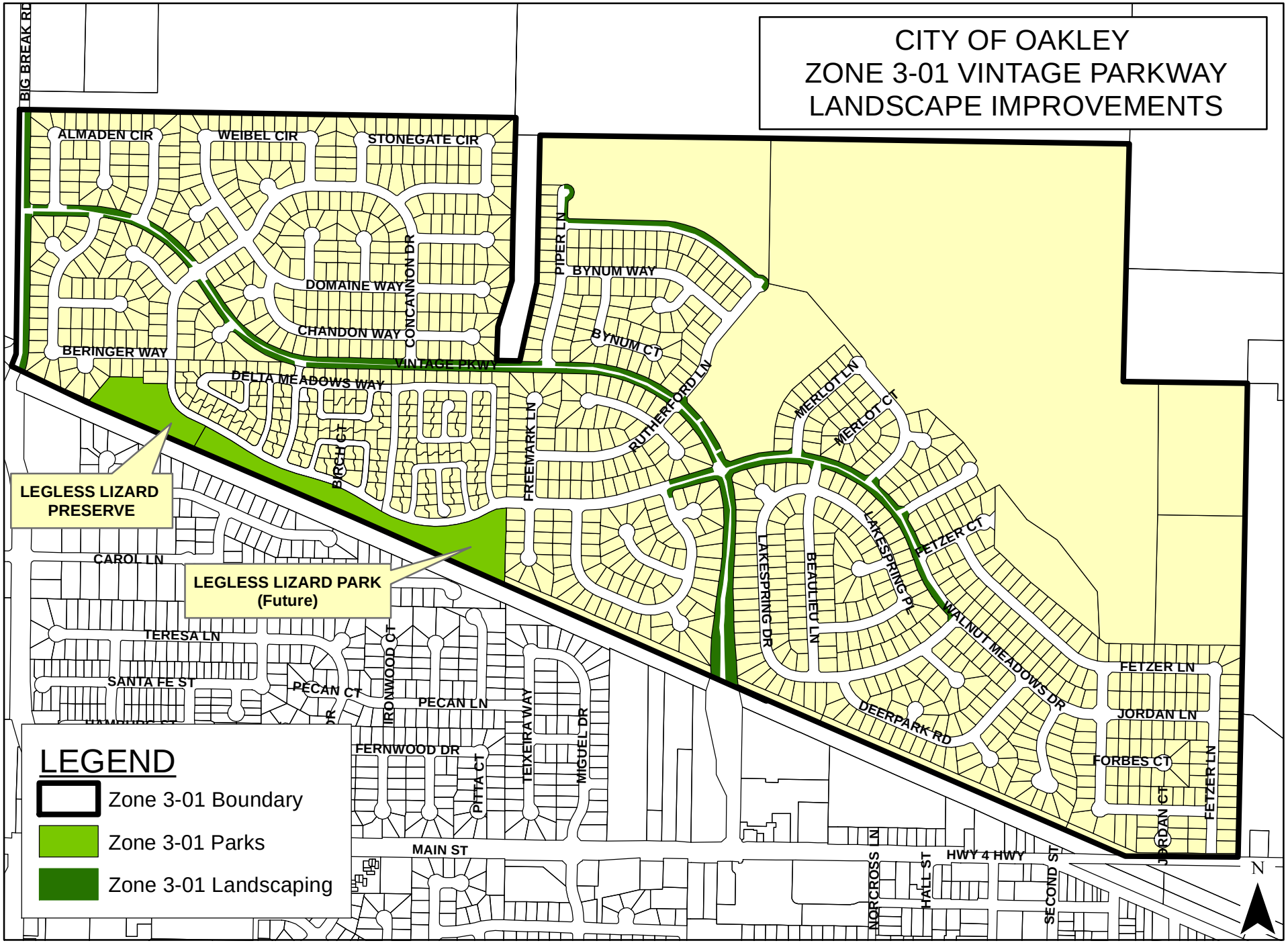

FRANCISCO AND ASSOCIATES

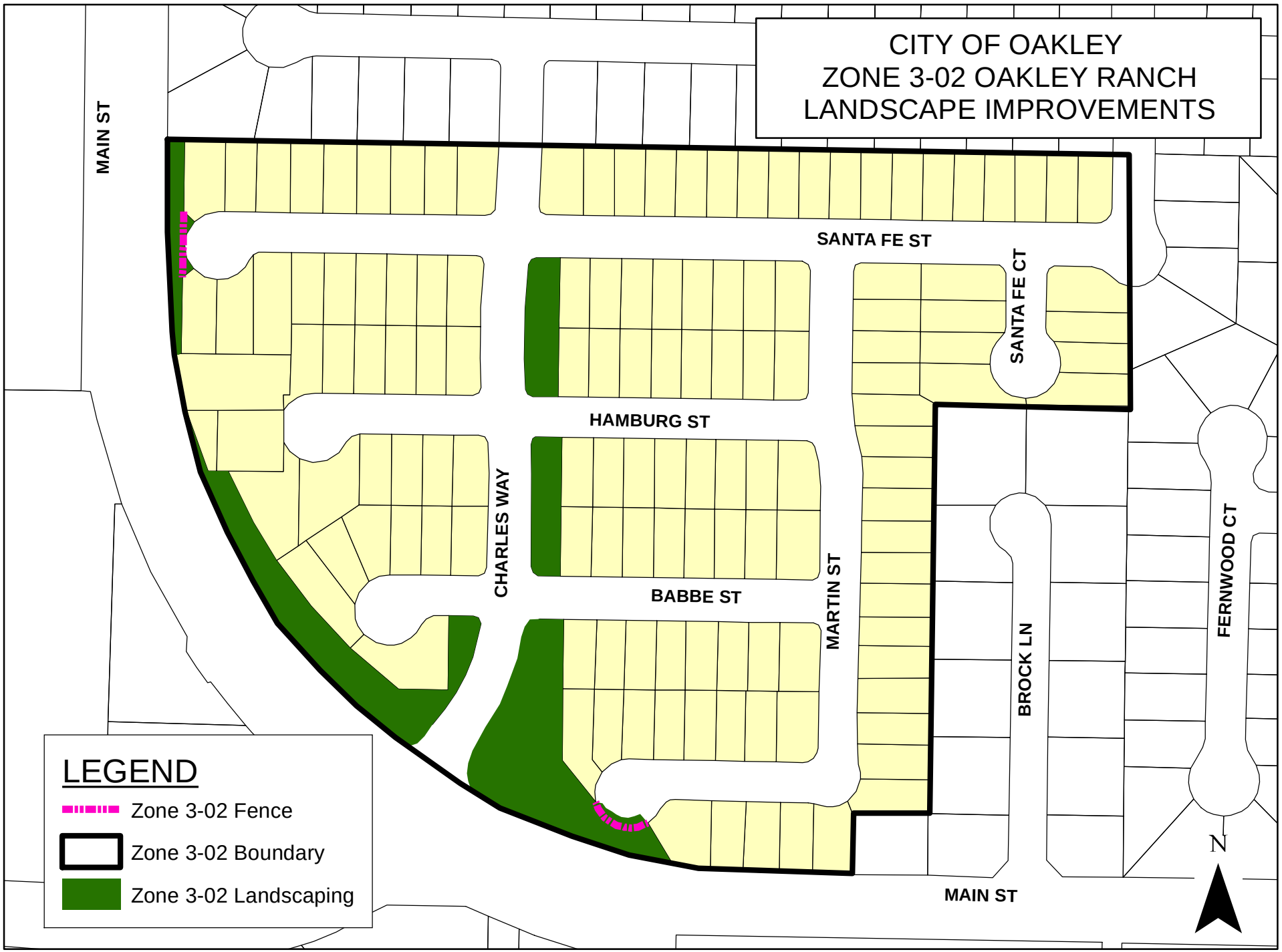

FRANCISCO AND ASSOCIATES

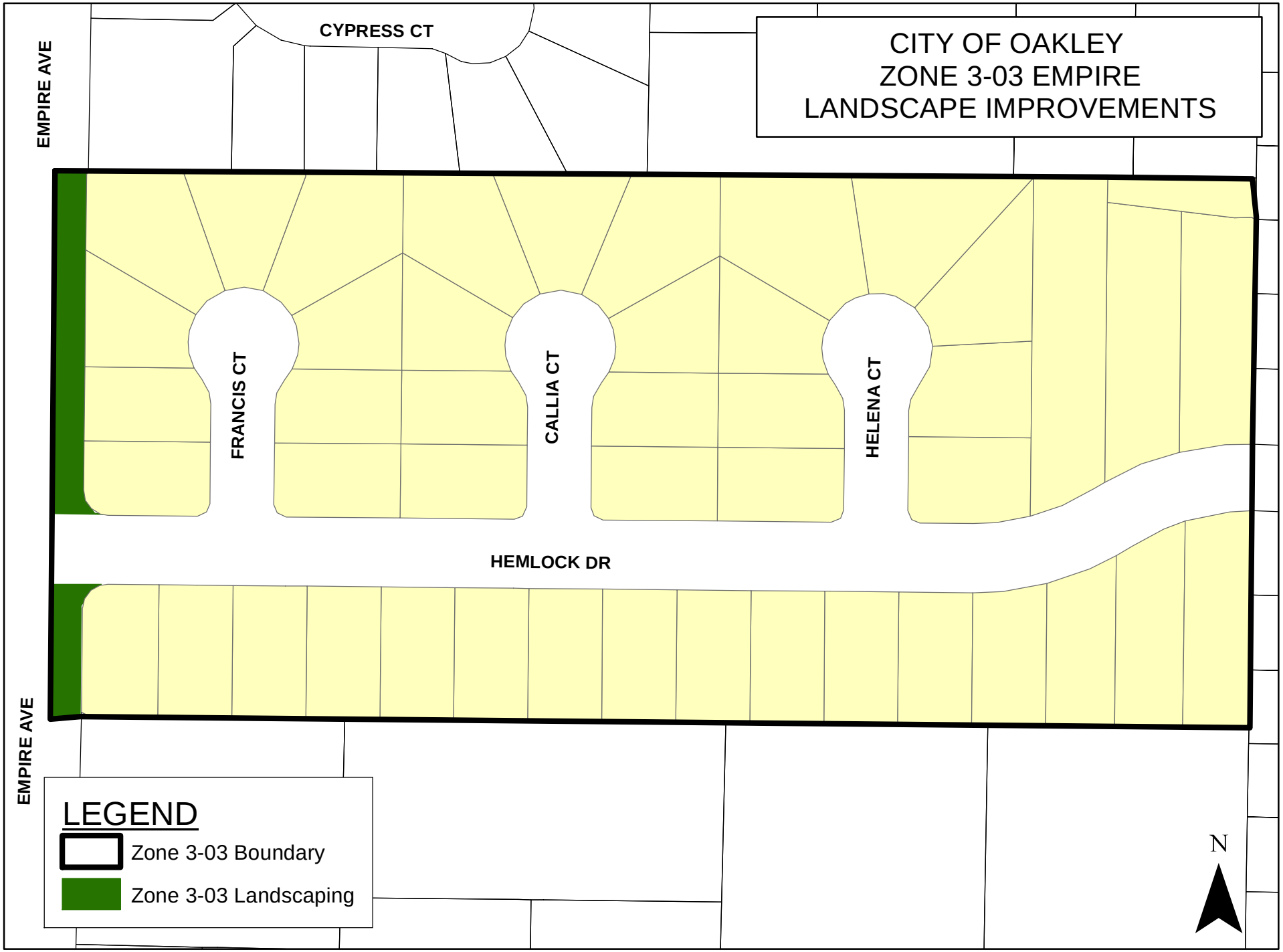

FRANCISCO AND ASSOCIATES

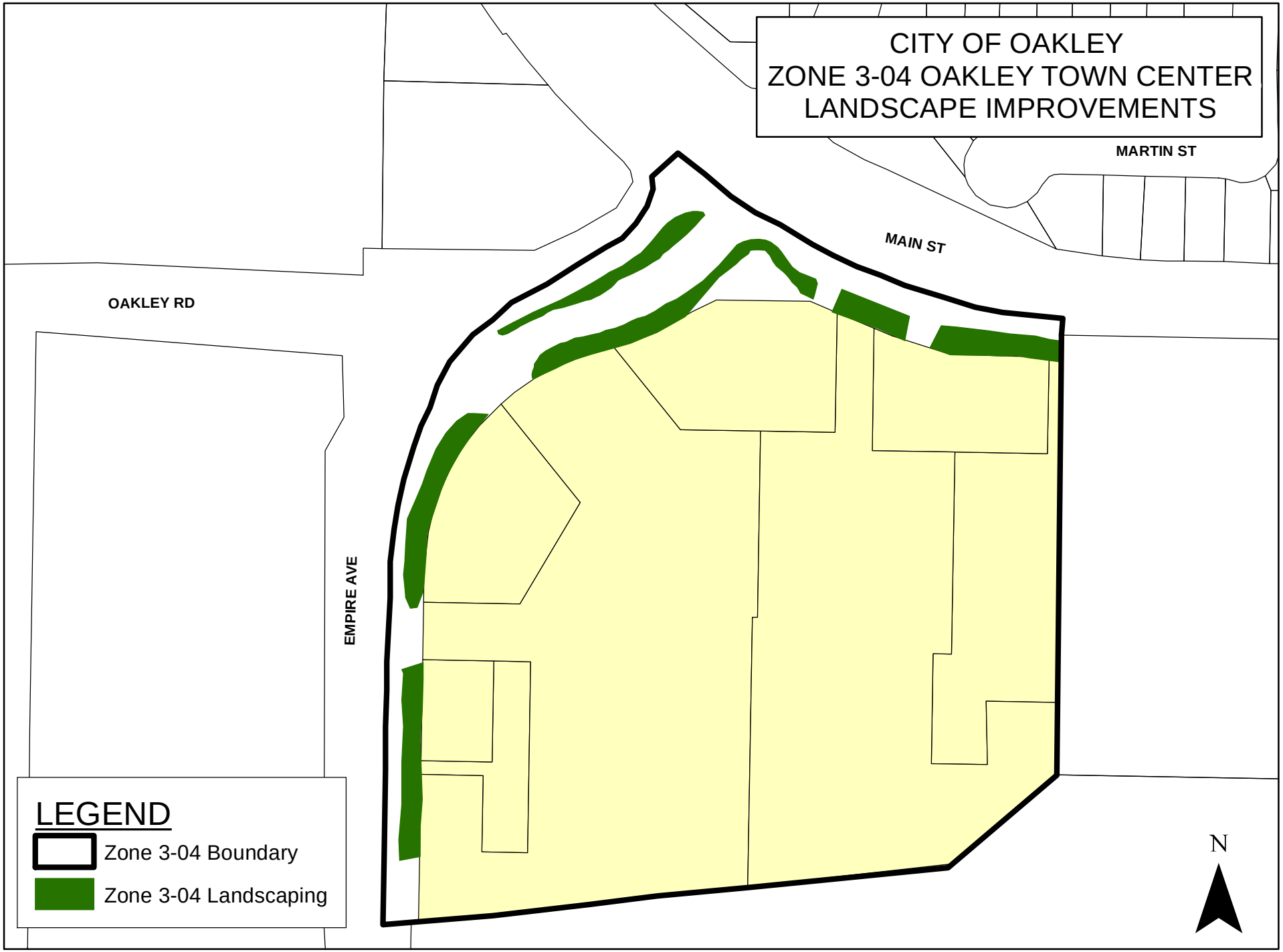

FRANCISCO AND ASSOCIATES

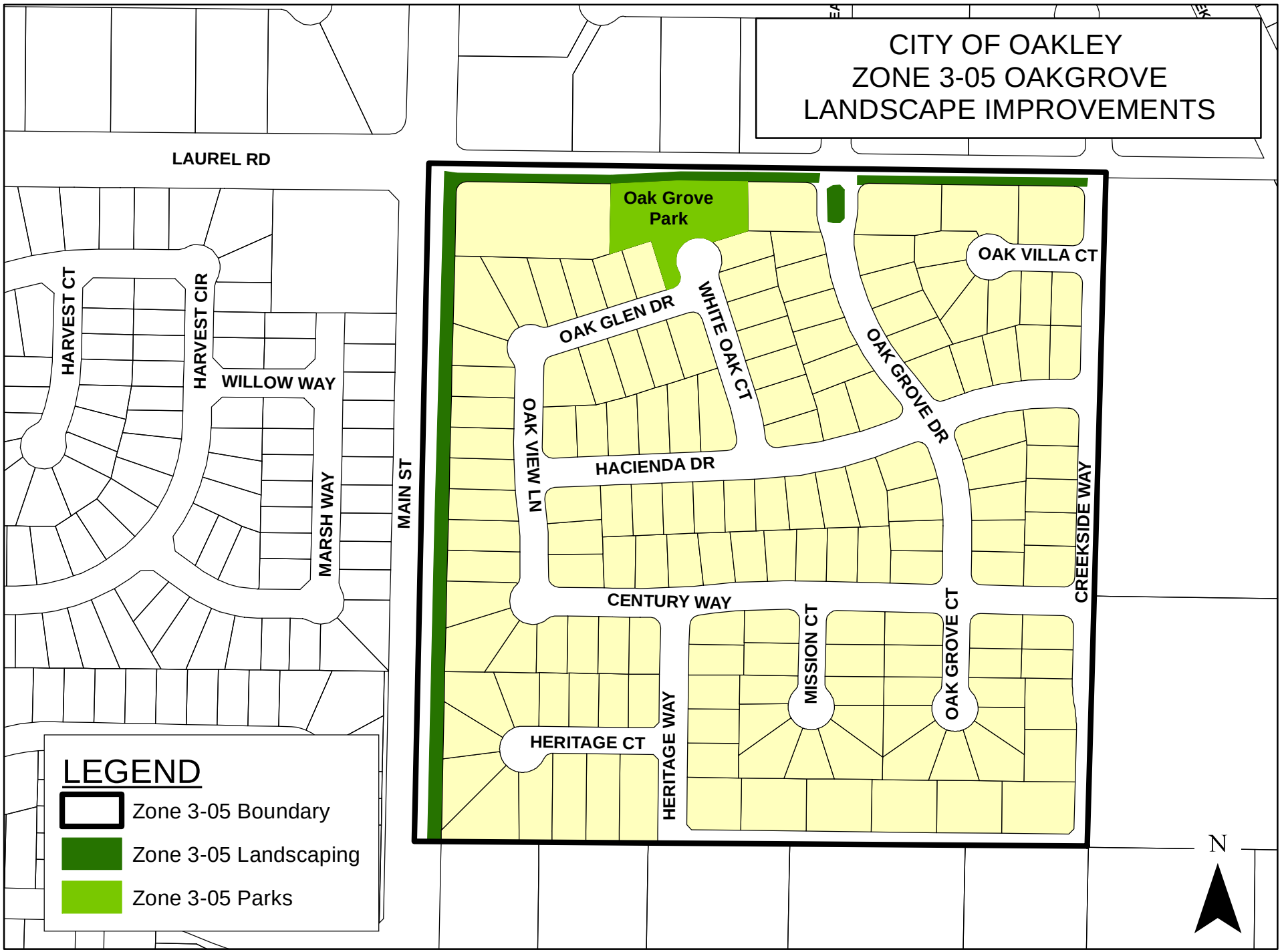

FRANCISCO AND ASSOCIATES

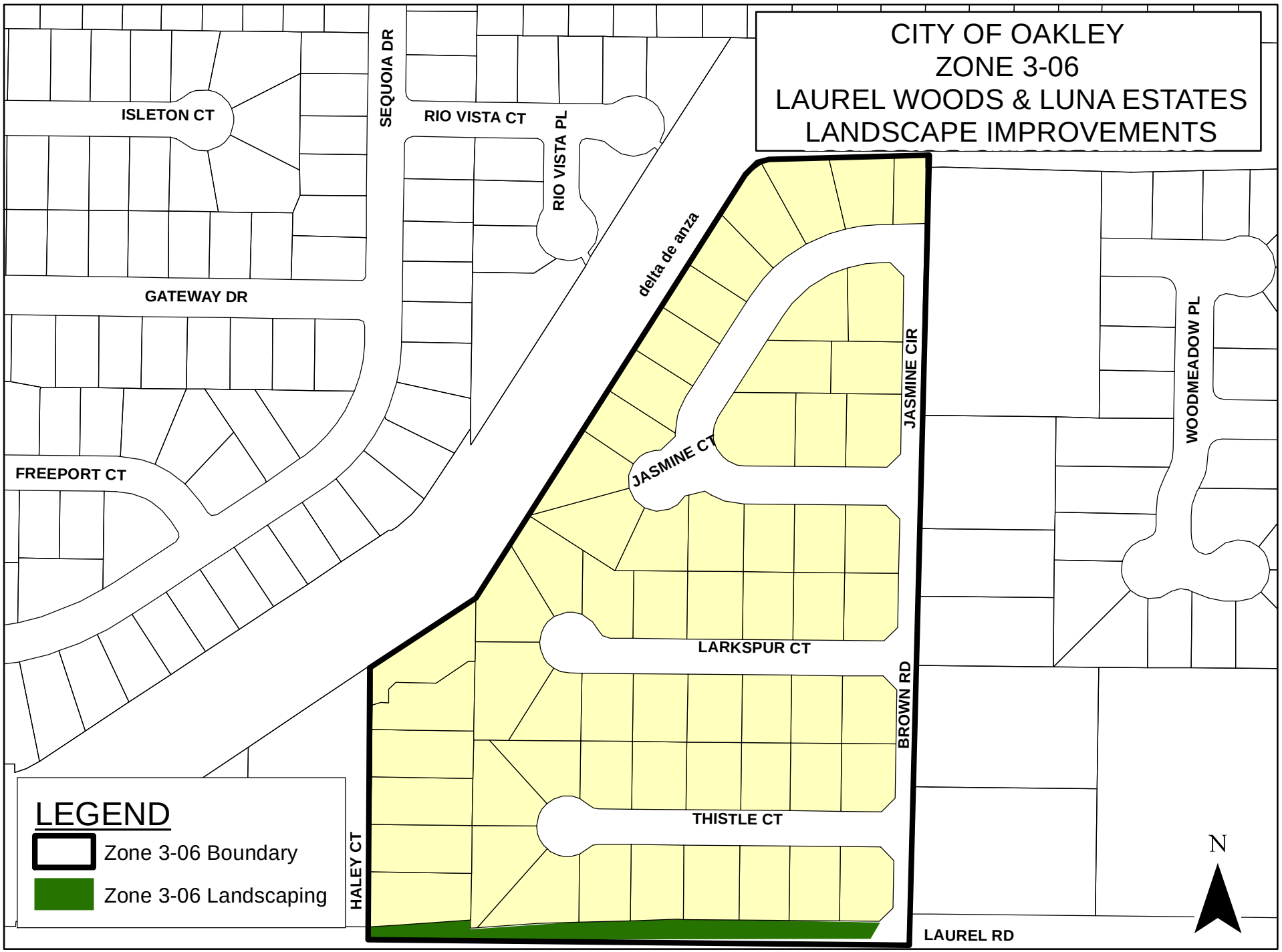

FRANCISCO AND ASSOCIATES

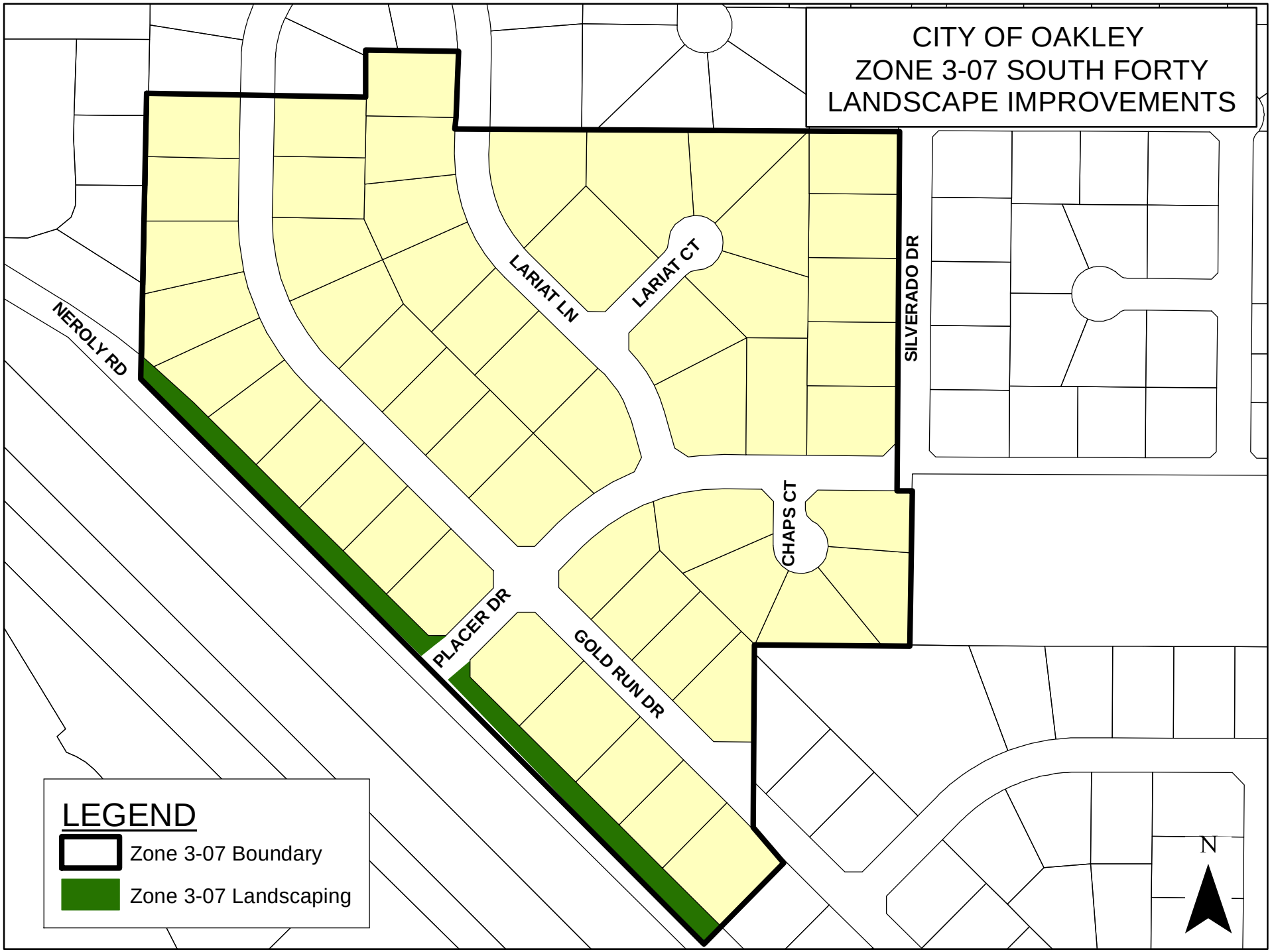

FRANCISCO AND ASSOCIATES

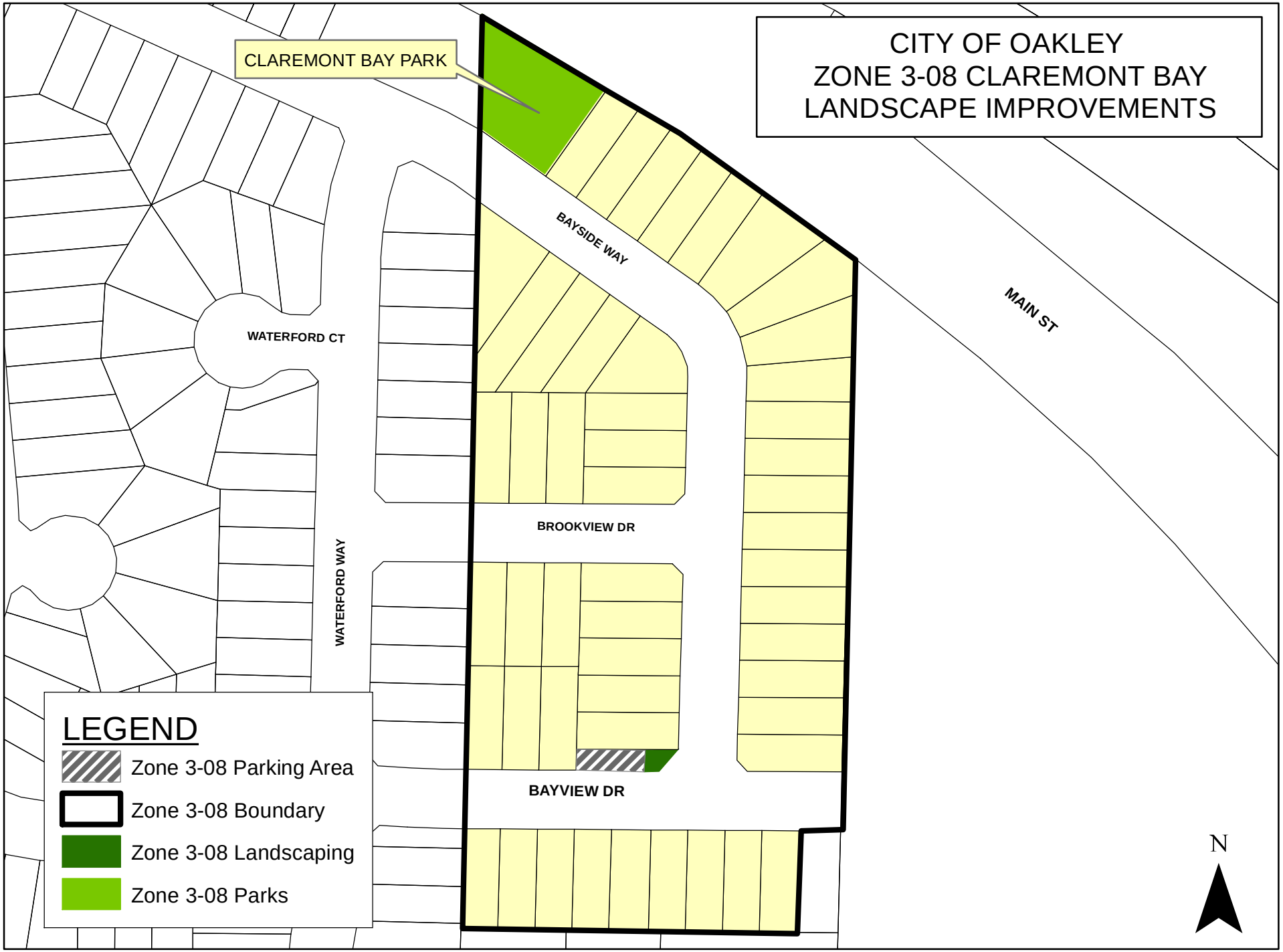

FRANCISCO AND ASSOCIATES

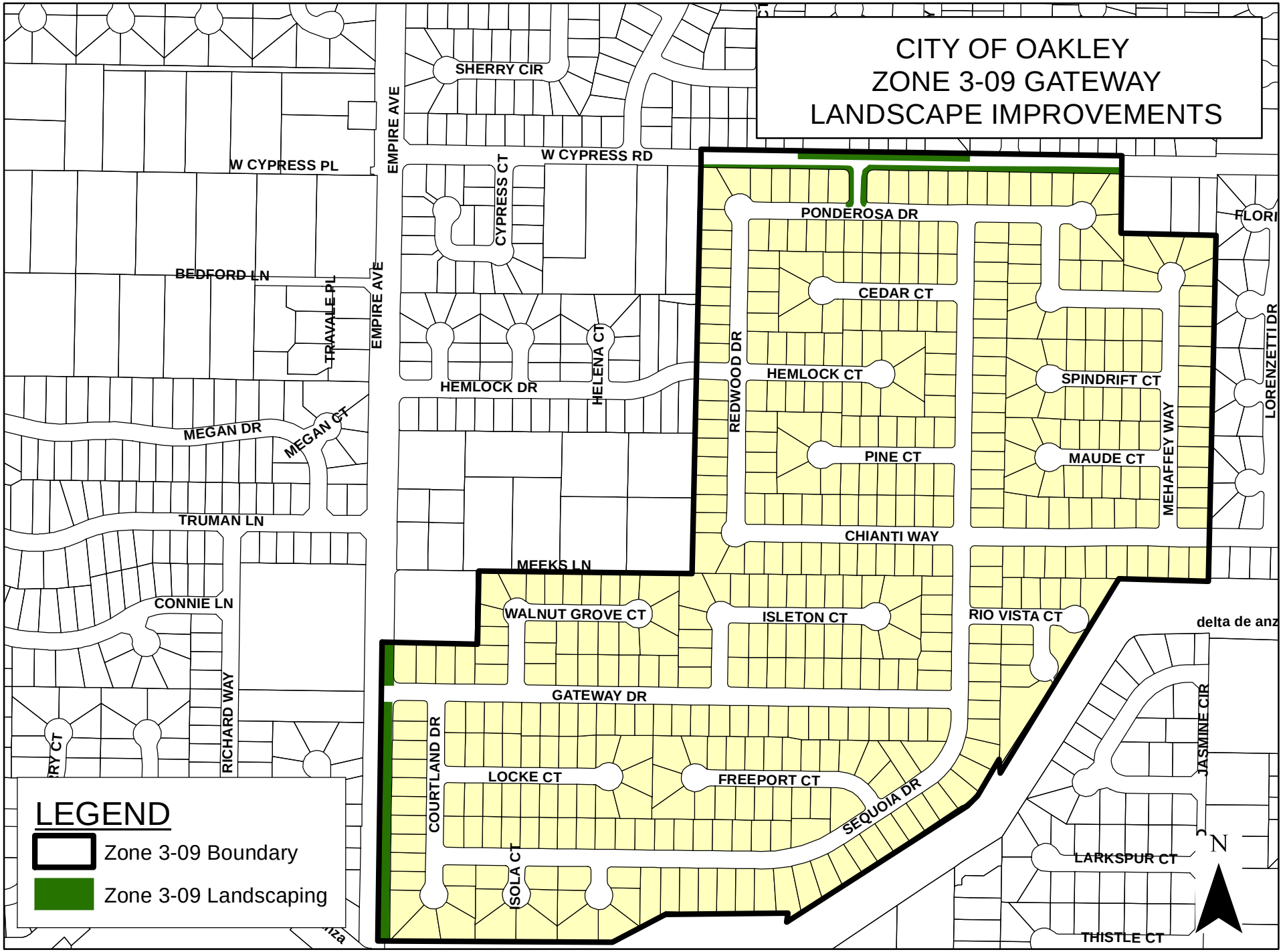

FRANCISCO AND ASSOCIATES

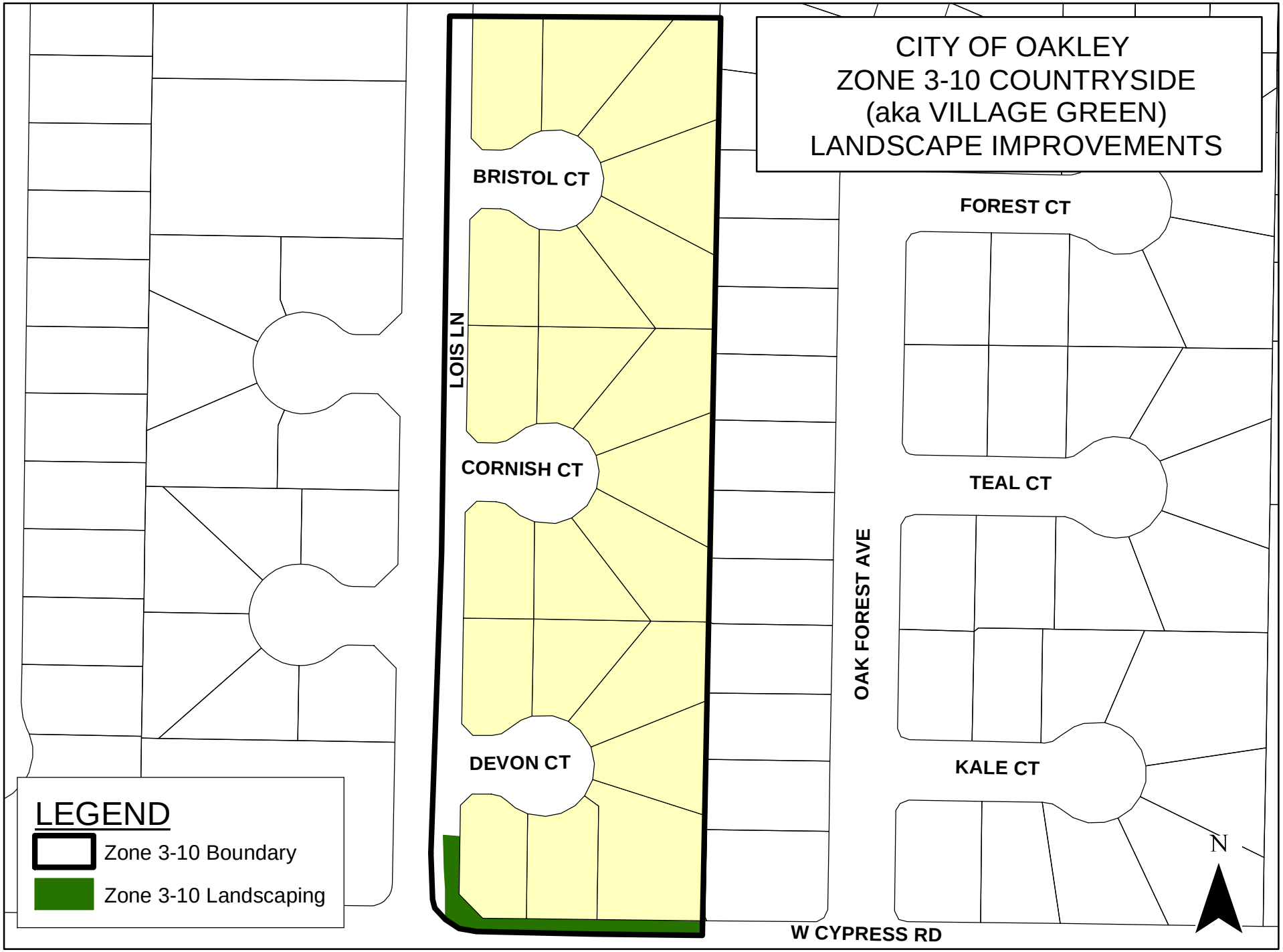

FRANCISCO AND ASSOCIATES

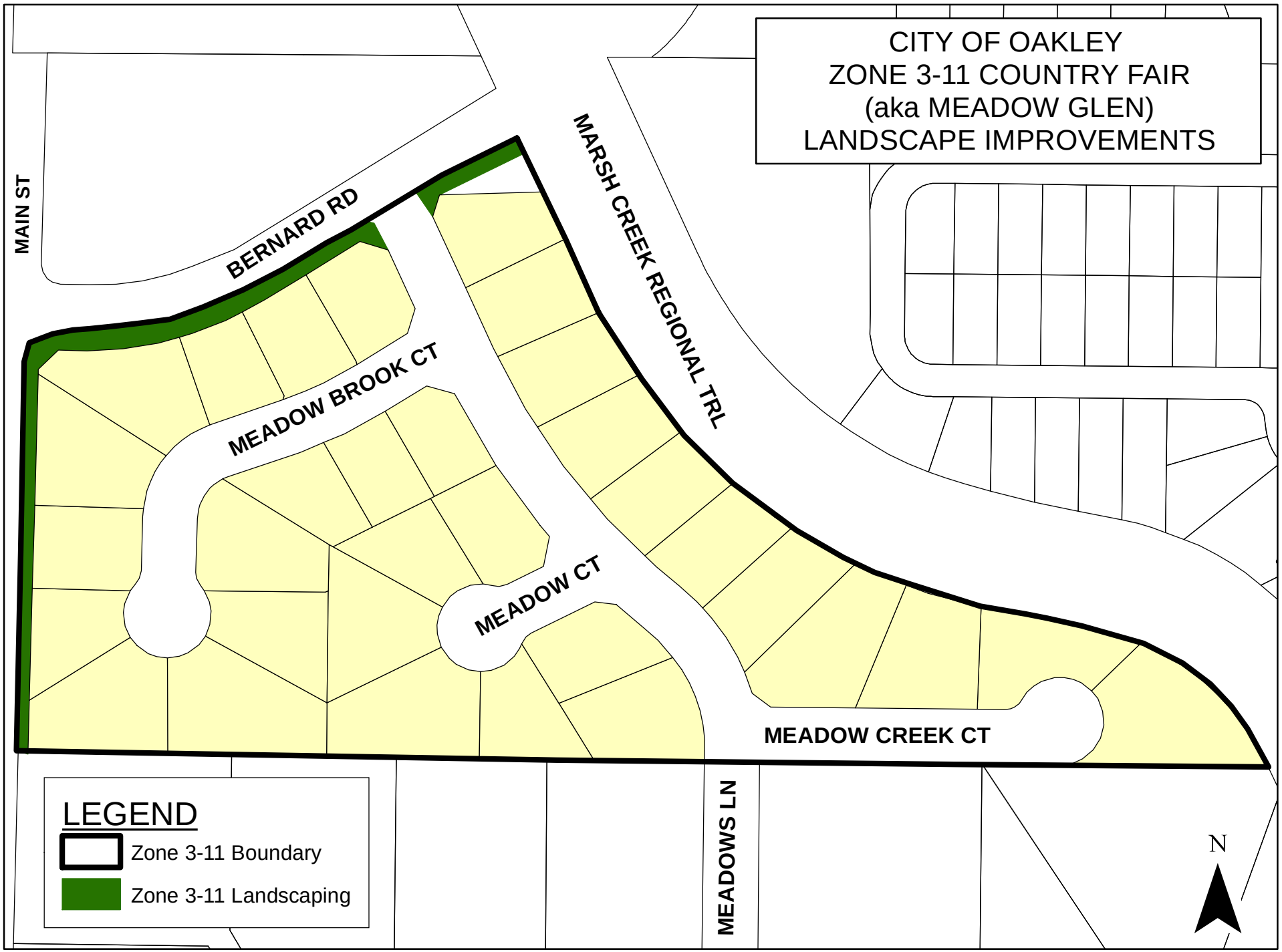

FRANCISCO AND ASSOCIATES

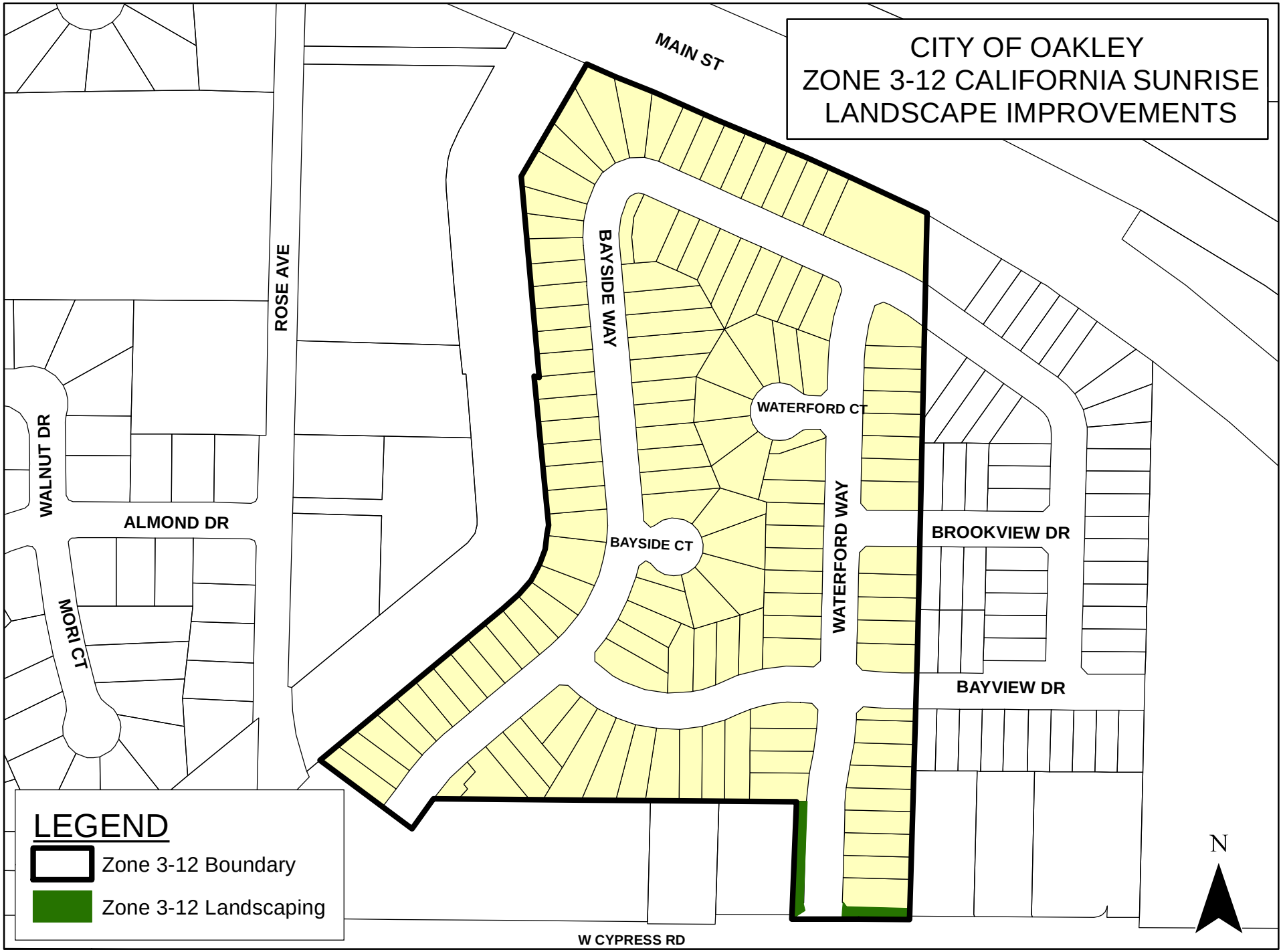

FRANCISCO AND ASSOCIATES

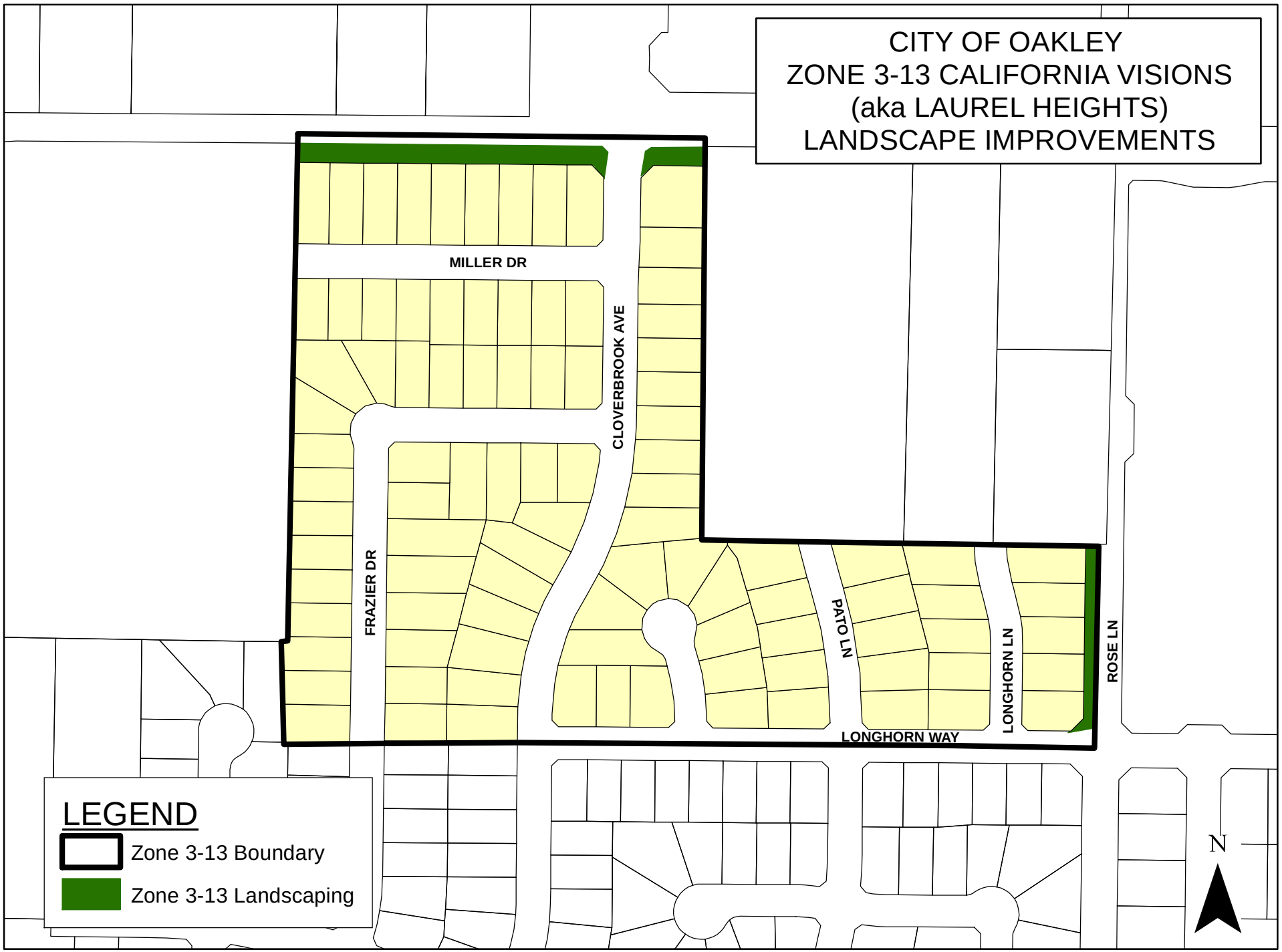

FRANCISCO AND ASSOCIATES

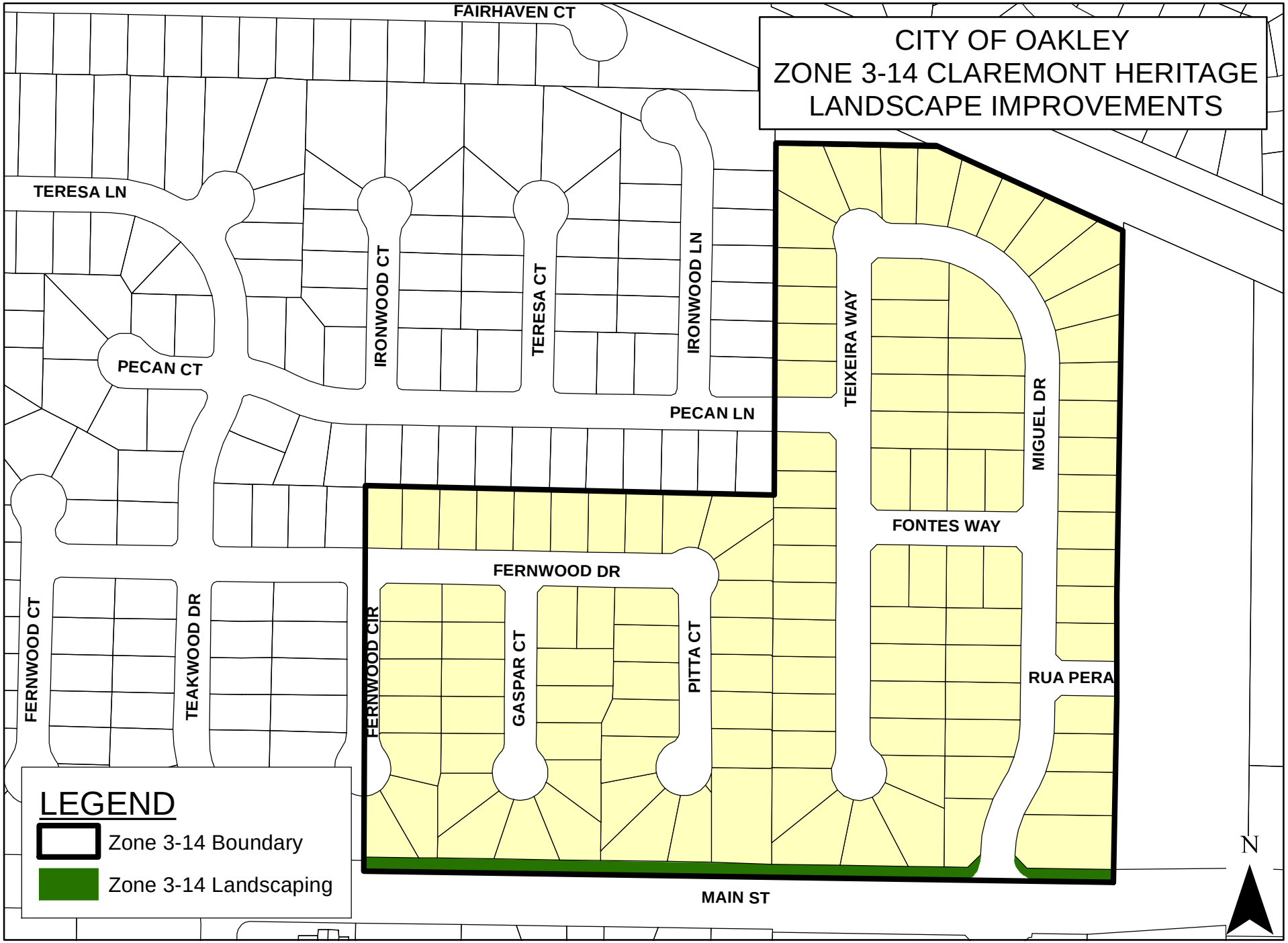

FRANCISCO AND ASSOCIATES

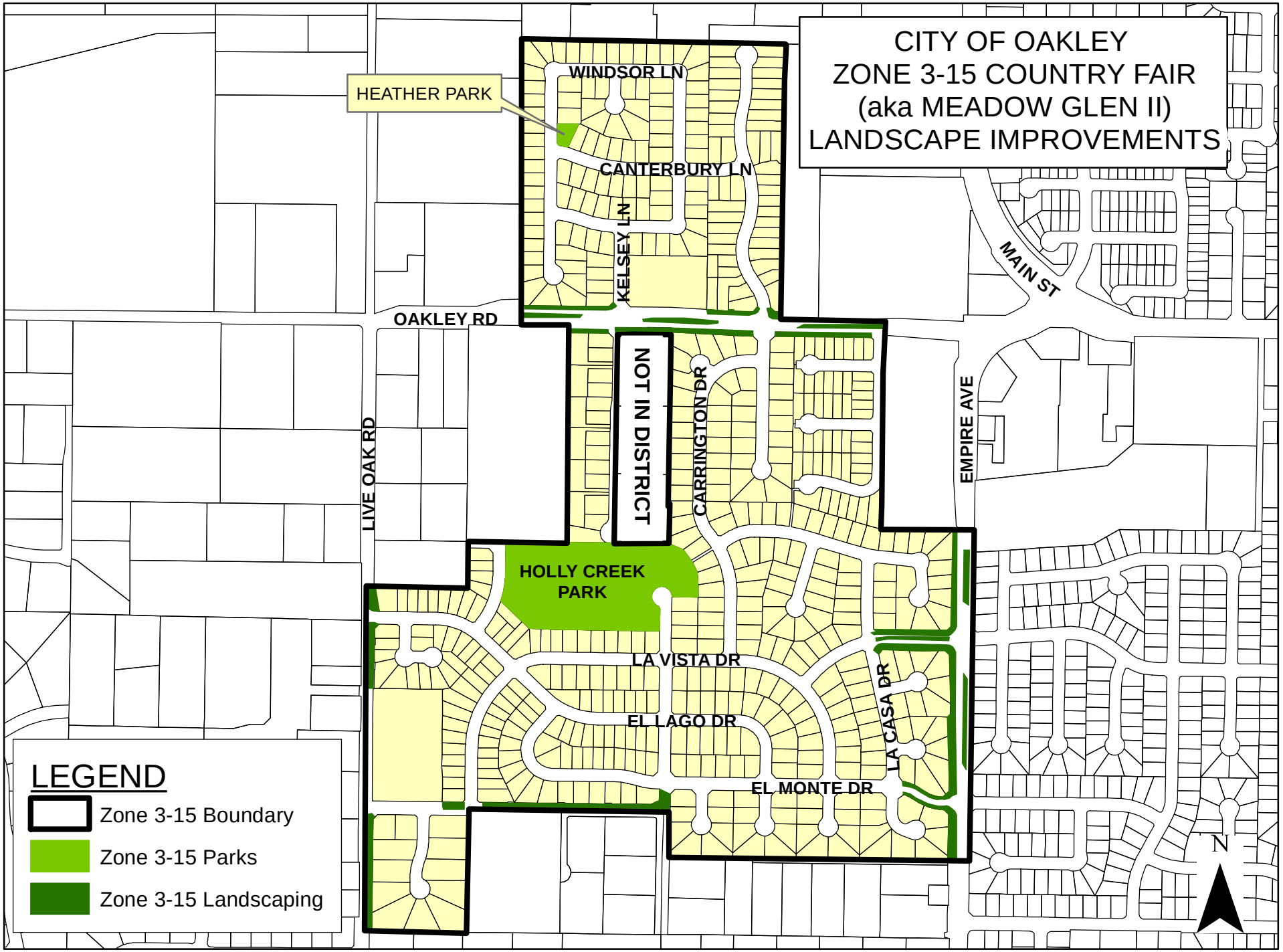

FRANCISCO AND ASSOCIATES

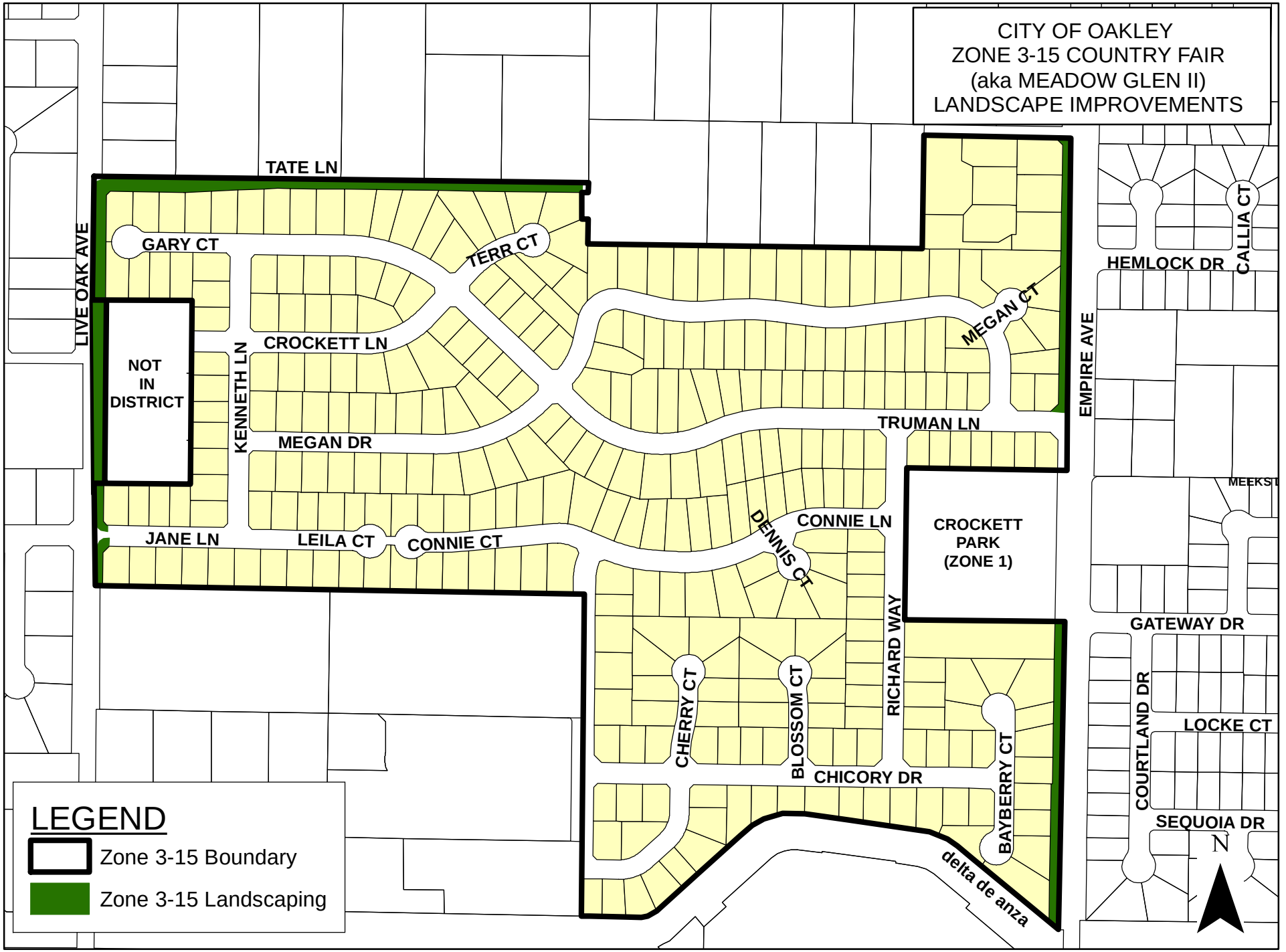

FRANCISCO AND ASSOCIATES

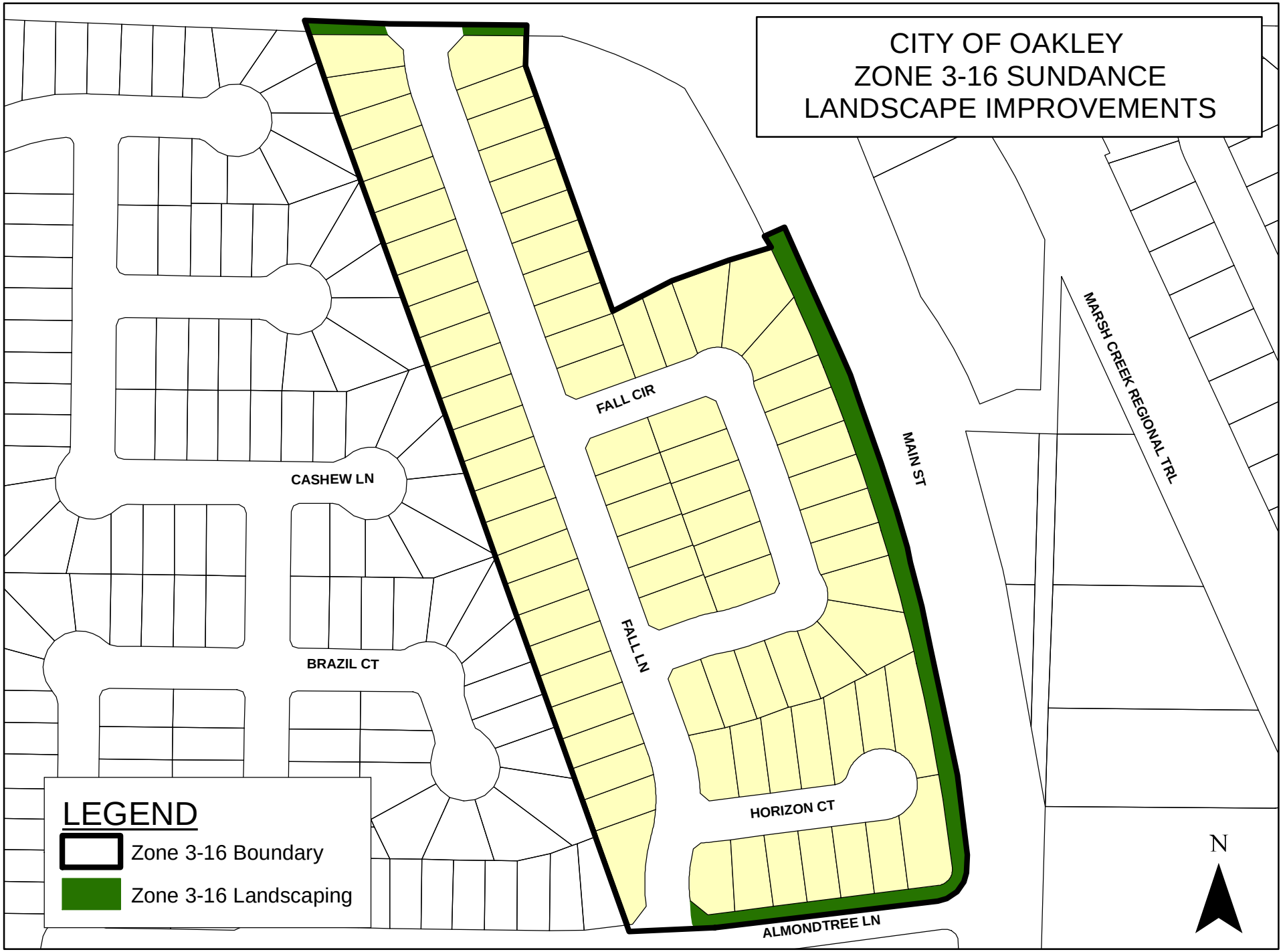

FRANCISCO AND ASSOCIATES

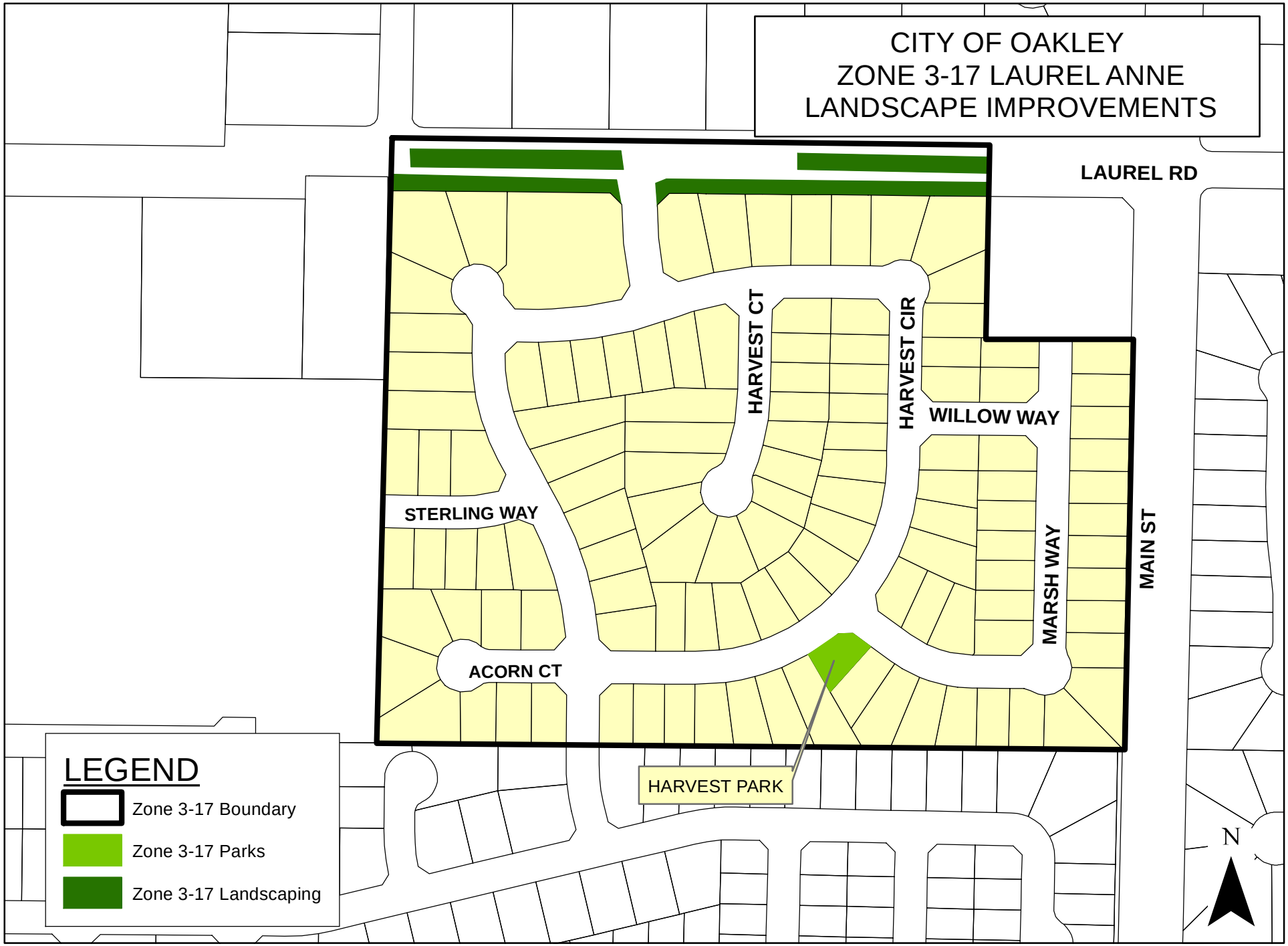

FRANCISCO AND ASSOCIATES

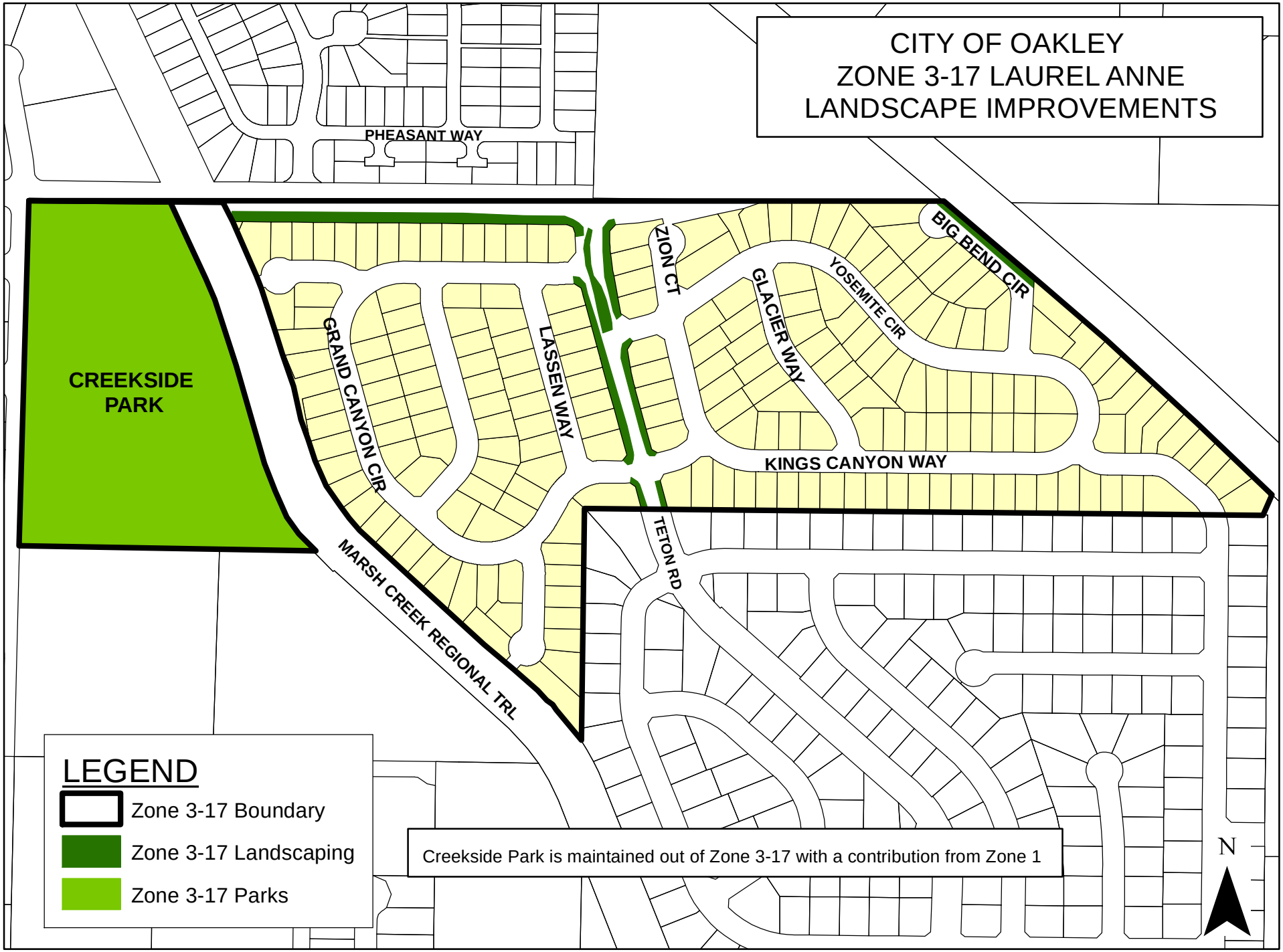

FRANCISCO AND ASSOCIATES

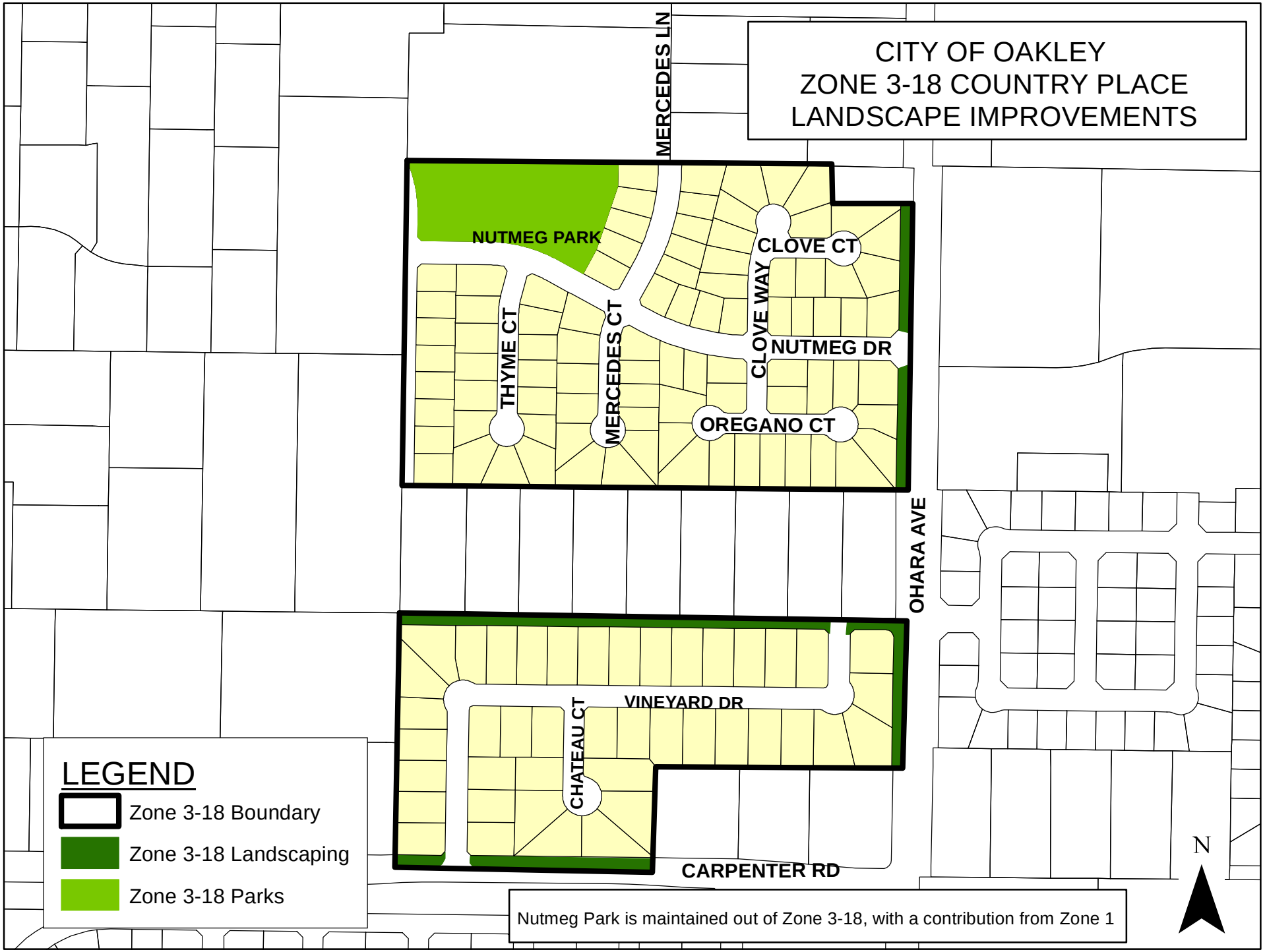

FRANCISCO AND ASSOCIATES

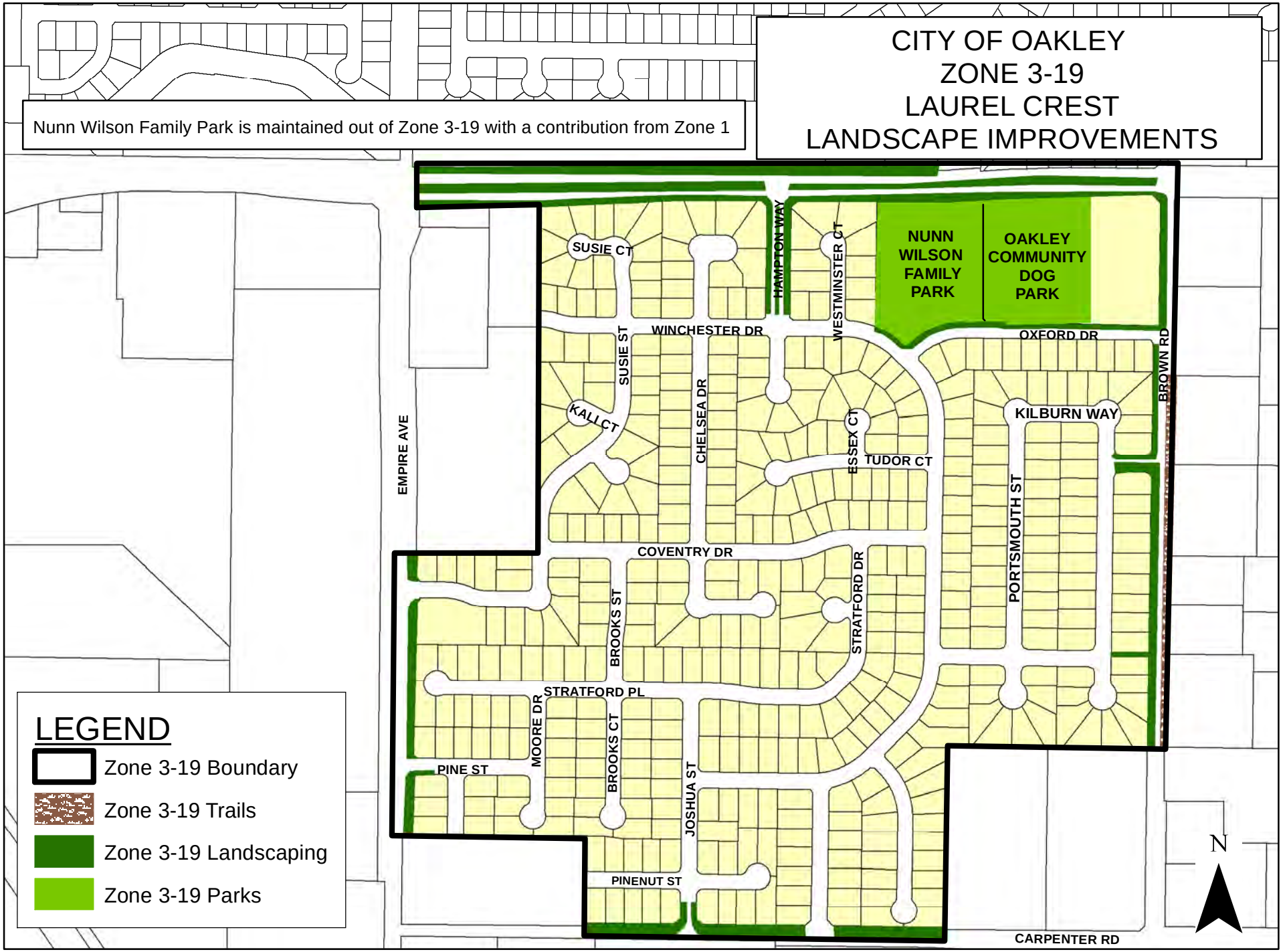

FRANCISCO AND ASSOCIATES

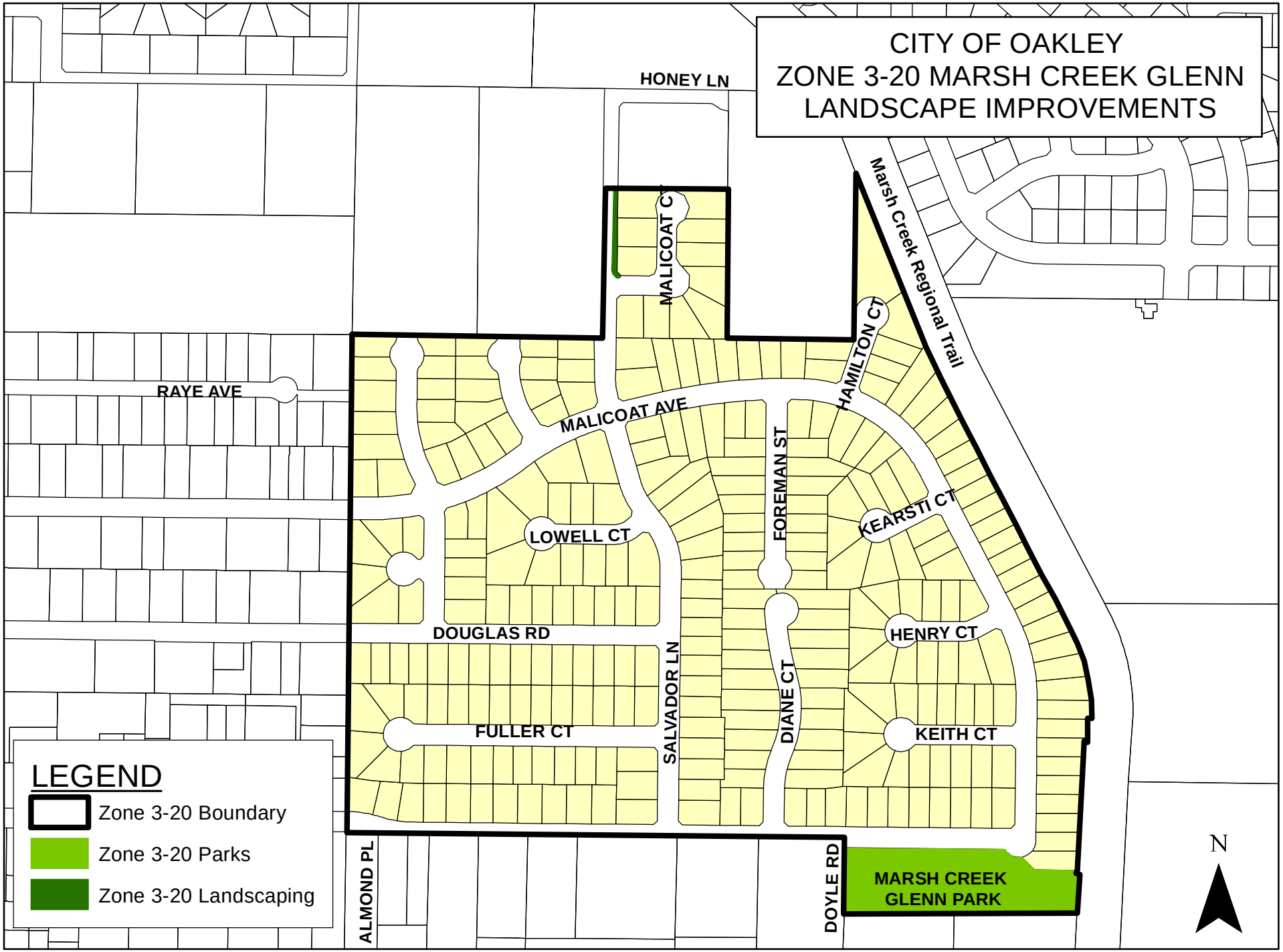

FRANCISCO AND ASSOCIATES

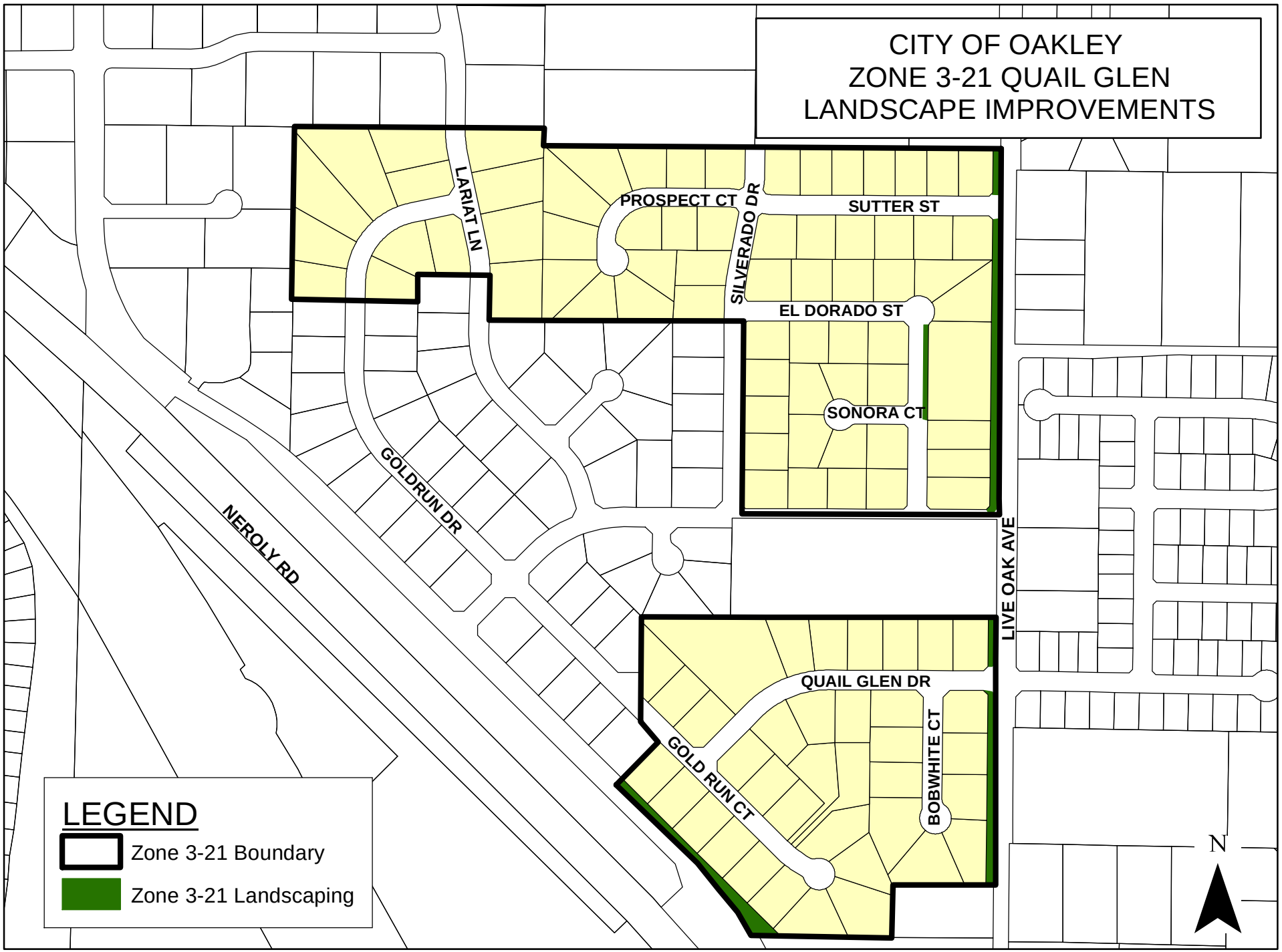

FRANCISCO AND ASSOCIATES

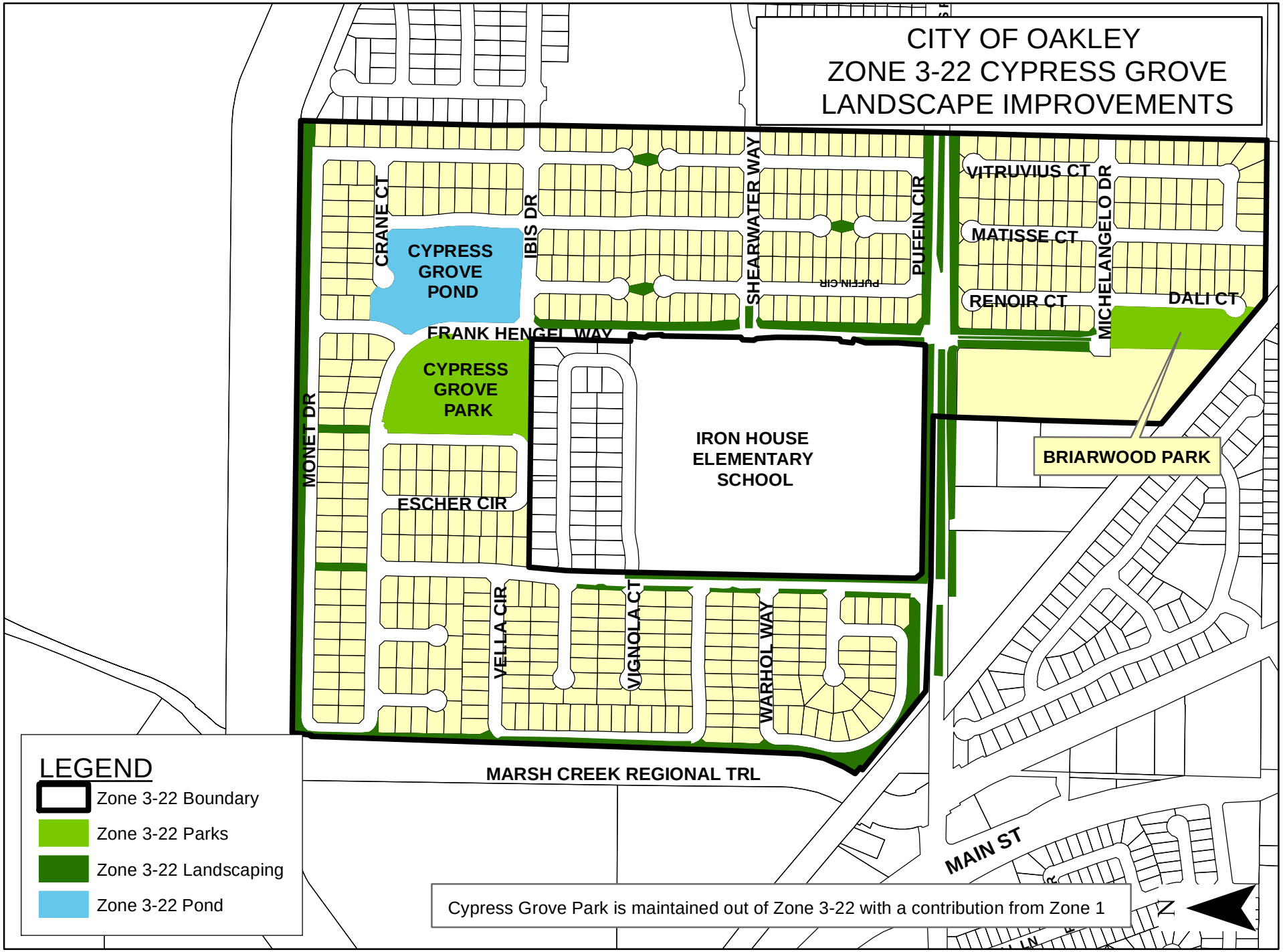

FRANCISCO AND ASSOCIATES

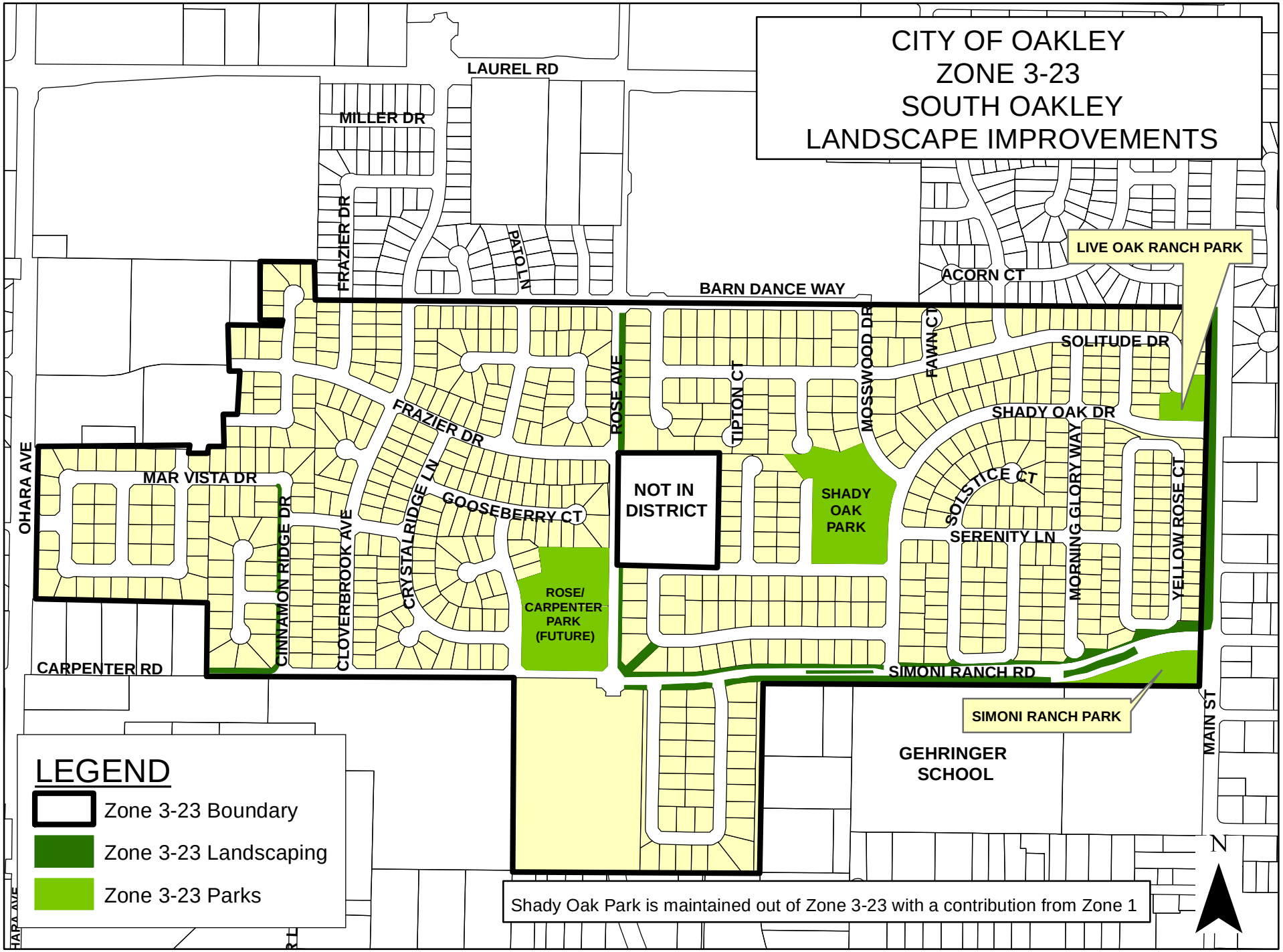

FRANCISCO AND ASSOCIATES

Freedom Basin Park is maintained out of Zone 1

CITY OF OAKLEY
ZONE 3-23
SOUTH OAKLEY
LANDSCAPE IMPROVEMENTS

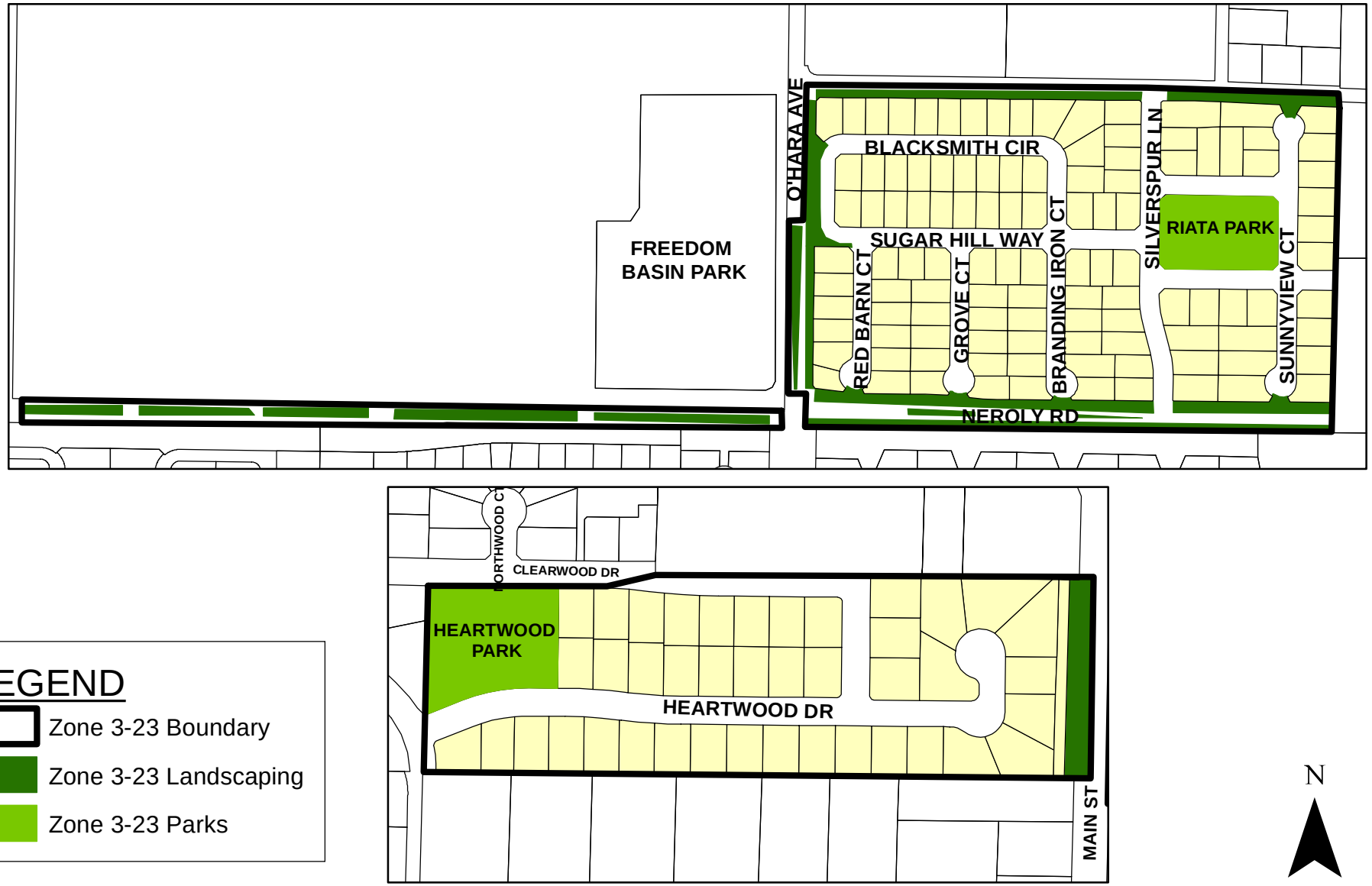

FRANCISCO AND ASSOCIATES

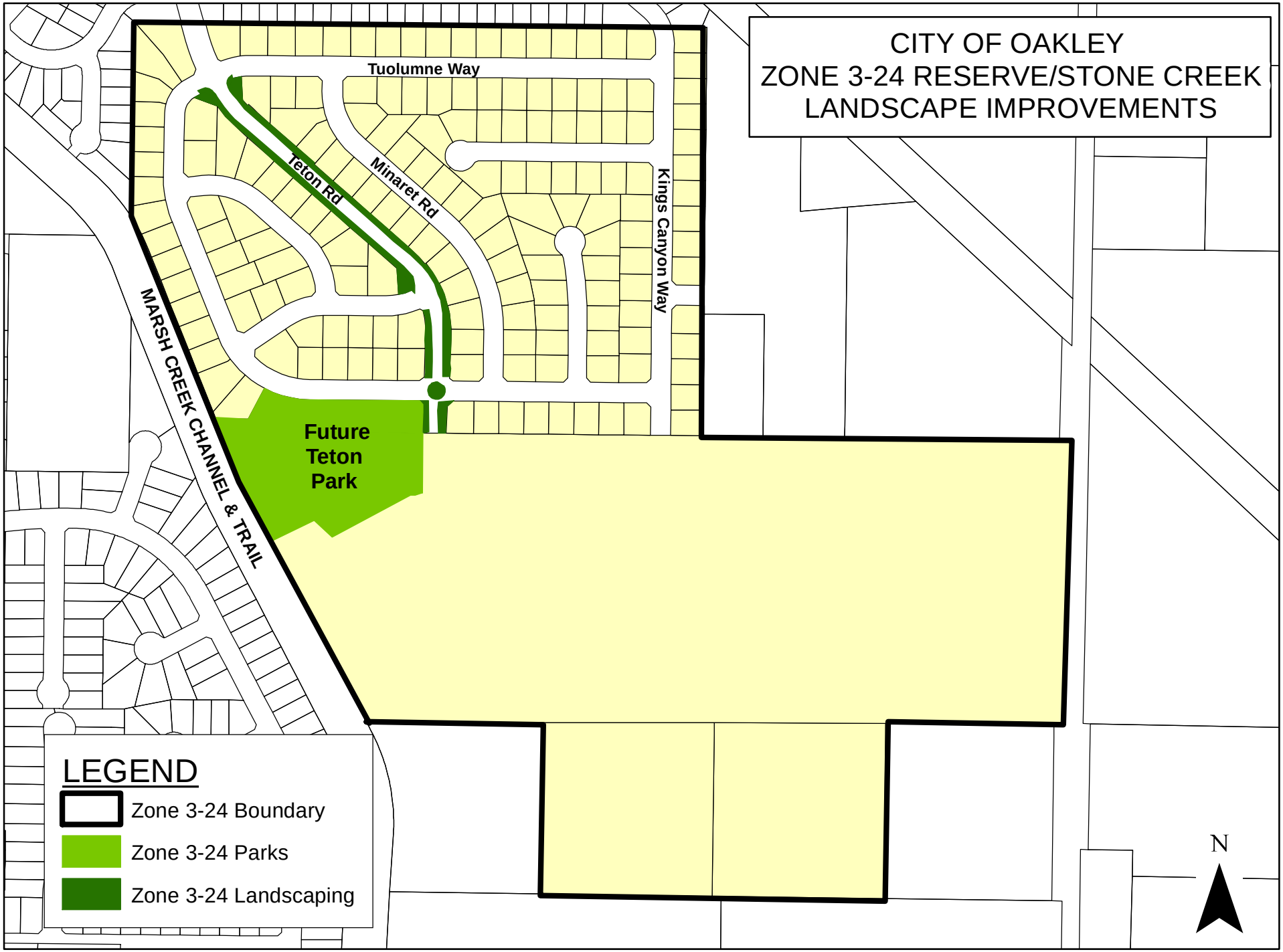
CITY OF OAKLEY
ZONE 3-24 RESERVE/STONE CREEK
LANDSCAPE IMPROVEMENTS
Tuolumne Way
Teton Rd
Minaret Rd
Kings Canyon Way
MARSH CREEK CHANNEL & TRAIL
Future
Teton
Park
LEGEND
Zone 3-24 Boundary
Zone 3-24 Parks
Zone 3-24 Landscaping
N
260 130 0 260 520
FRANCISCO AND ASSOCIATES

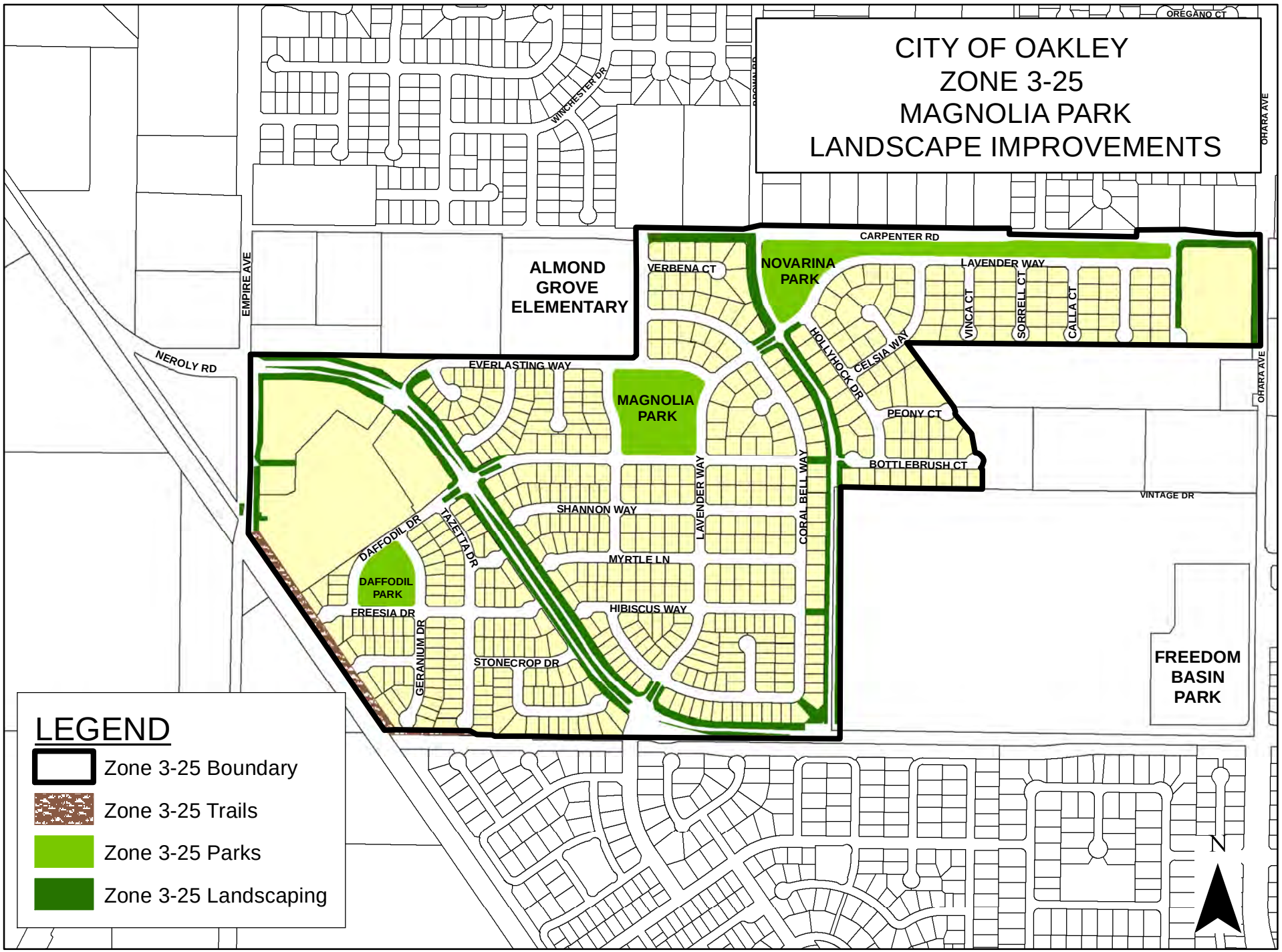

FRANCISCO AND ASSOCIATES

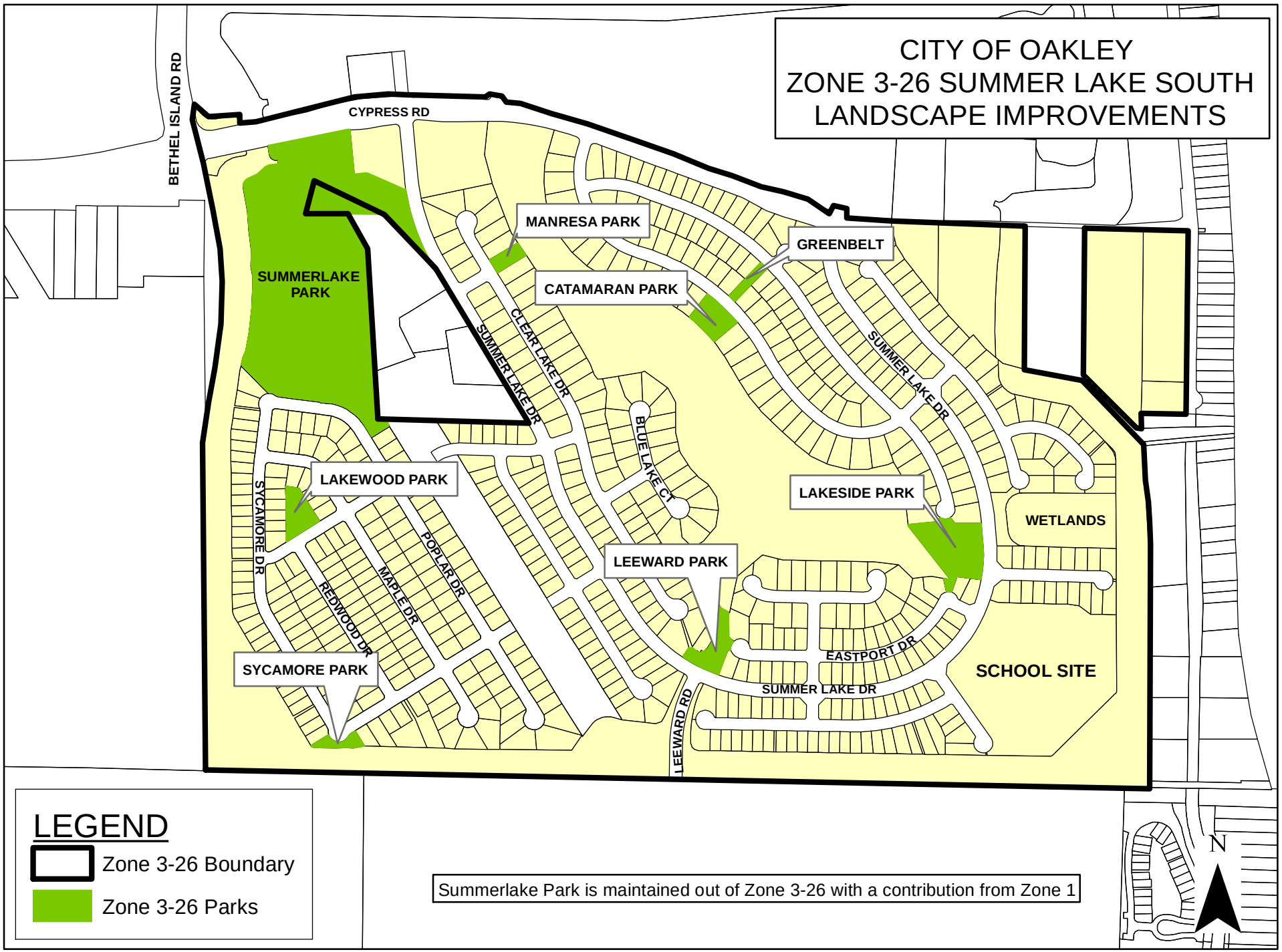

FRANCISCO AND ASSOCIATES

APPENDIX C

Detailed Project Cost Breakdown

Maximum assessment rate is: $31.88/EDU For Zone 1
FY 2025-26 Assessments @ $31.88/EDU
9,096.46 EDUs
Maximum assessment rate is: $377.72/EDU For Zone 1-A
FY 2025-26 Assessments @ $377.72/EDU
2,653.31 EDUs
Maximum assessment rate is: $1,419.33/EDU For Zone 1-B
FY 2025-26 Assessments @ $377.72/EDU
633.37 EDUs
Levy Code MV

COST ESTIMATE/ANNUAL BUDGET FOR Zone 1 Community Parks, Landscaping & Recreation Facilities	Estimated FY 2024-25	Proposed FY 2025-26
ESTIMATED BEGINNING FUND BALANCE	**$5,557,790**	**$5,481,949**
ESTIMATED REVENUES		
Annual Assessments	$1,498,841	$1,531,439
Interest Income	$19,750	$20,000
Other Sources (CFD-Comm. Parks Contribution, permits)	$889,495	$960,796
TOTAL REVENUE AVAILABLE:	**$7,965,876**	**$7,994,185**
ESTIMATED EXPENDITURES		
Operating Expenses:		
Contribution to Vintage, O'Hara, Oakley, & Gehringer School Parks	($97,000)	($75,000)
Main Street Park and Streetscape	($145,300)	($183,150)
Empire Avenue Landscaping (segments)	($48,422)	($38,552)
Crockett Park	($57,914)	($54,178)
Special Projects	($250,000)	($167,000)
Laurel Ball Fields Park	($127,880)	($113,180)
Freedom Basin Park	($113,748)	($91,048)
Laurel Road Landscaping (segments)	($165,424)	($156,644)
Civic Center and Dewey Parks	($88,232)	($83,732)
Oakley Recreation Center	($53,176)	($49,676)
Citywide Tree Maintenance	($340,000)	($178,715)
Cypress/Marsh Creek Trailhead	($15,064)	($5,064)
Neroly Road Landscaping (segments)	($12,564)	($11,524)
O'Hara Avenue Landscaping (segments)	($34,442)	($35,232)
Hwy 160 Off Ramp/Main Street at Neroly Rd	($30,752)	($29,909)
Contribution to Zone 3-1 for Legless Lizard Preserve*	($5,000)	($5,000)
Contribution to Zone 3-2 for Oakley Ranch*	$0	($6,500)
Contribution to Zone 3-8 for Claremont*	$0	($2,700)
Contribution to Zone 3-11 for Country Fair-Meadow Glen*	$0	($7,500)
Contribution to Zone 3-17 for Creekside Park*	($30,000)	($30,000)
Contribution to Zone 3-18 for Nutmeg Park*	($30,000)	($73,400)
Contribution to Zone 3-19 for Nunn-Wilson Park*	($120,000)	($120,000)
Contribution to Zone 3-22 for Cypress Grove Park*	($10,000)	($10,000)
Contribution to Zone 3-23 for Shady Oak Park*	($10,000)	($10,000)
Contribution to Zone 3-23 for Rose/Carpenter Park (future)*	$0	$0
Contribution to Zone 3-24 for Stonecreek Park (future)*	$0	$0
Contribution to Zone 3-24 for Teton Road Park (future)*	$0	$0
Contribution to Zone 3-25 for Magnolia Park*	($10,000)	($10,000)
Contribution to Zone 3-26 for Summer Lake Park*	($25,000)	($25,000)
Contribution to Capital Project for Crockett Park Reno & Rehab	$0	$0
Incidental Expenses:		
Administration	($447,418)	($821,154)
Construction	($150,000)	$0
Consulting Services	($54,333)	($16,336)
Property Taxes	($3,050)	($4,400)
County Collection Fees	($9,207)	($9,206)
TOTAL EXPENDITURES:	**($2,483,926)**	**($2,423,799)**
RESERVES		
Retention for Operating Reserves (50% allowable)	$1,241,963	$1,211,900
Available for Capital Reserves	$4,239,986	$4,358,485
BALANCE FORWARD TO ENSUING YEAR	**$5,481,949**	**$5,570,385**

***Per Policy, Legless Lizard Preserve, Oakley Ranch, Claremont, County Fair-Meadow Glen, Creekside Park, Nutmeg Park, Nunn-Wilson Park, Cypress Grove Park, Shady Oak Park, Rose/Carpenter Park, Stonecreek Park, Teton Road Park, Magnolia Park, and Summer Lake Park are located in Zone 3 but will have a contribution from Zone 1 to offset expenditures.**

CPI Information:	Date	Actual CPI	Increase	Maximum Rate	Maximum
	April-04	198.30		$211.33	
	June-05	201.20			$805.71
	February-18	281.31	3.56%	$299.79	$1,126.50
	February-19	291.23	3.53%	$310.36	$1,166.22
	February-20	299.69	2.91%	$319.38	$1,200.11
	February-21	304.39	1.57%	$324.39	$1,218.92
	February-22	320.20	5.19%	$341.24	$1,282.22
	February-23	337.17	5.30%	$359.33	$1,350.21
	February-24	345.15	2.37%	$367.83	$1,382.16
	February-25	354.43	2.69%	$377.72	$1,419.33

Zone 1-A (Subdivision)	Total No. of Units or Acreage	EDU Rate	FY24-25 No. of EDUs	FY25-26 No. of EDUs	FY25-26 Revenue
(Annexed July 12, 2004, FY04-05) 7426	21	1.00	21.00	21.00	$7,932
(Annexed July 12, 2004, FY04-05) 7590	60	1.00	60.00	60.00	$22,663
(Annexed July 12, 2004, FY04-05) 7655	28	1.00	28.00	28.00	$10,576
(Annexed February 13, 2006, FY06-07) 7662 SFR	80	1.00	64.00	80.00	$30,218
(Annexed February 13, 2006, FY06-07) 7662 VSFR & 8760 VSFR	135	0.50	75.50	67.50	$25,496
8760 MFR	96	0.50	48.00	48.00	$18,131
(Annexed February 13, 2006, FY06-07) 7681	40	1.00	40.00	40.00	$15,109
(Annexed July 12, 2004, FY04-05) 7760	67	1.00	67.00	67.00	$25,307
(Annexed July 9, 2007, FY07-08) 8530	110	1.00	110.00	110.00	$41,549
(Annexed February 13, 2006, FY06-07) 8541	354	1.00	354.00	354.00	$133,713
(Annexed January 12, 2004, FY04-05) 8655	34	1.00	34.00	34.00	$12,842
(Annexed November 14, 2005, FY06-07) 8678	100	1.00	100.00	100.00	$37,772
(Annexed November 14, 2005, FY06-07) 8679	201	1.00	201.00	201.00	$75,922
(Annexed November 14, 2005, FY06-07) 8680	240	1.00	240.00	240.00	$90,653
(Annexed July 12, 2004, FY04-05) 8725	48	1.00	48.00	48.00	$18,131
(Annexed June 14, 2004, FY04-05) 8727	27	1.00	27.00	27.00	$10,198
(Annexed November 13, 2006, FY06-07) 8731	388	1.00	388.00	388.00	$146,555
School 8731	10.00 Acres	1.00	3.00	3.00	$1,133
School 8731	1.16 Acres	1.00	1.16	1.16	$439
Recreational 8731	9.92 Acres	1.00	3.00	3.00	$1,133
Commercial 8731	0.86 Acres	1.00	1.00	1.00	$378
Vacant Commercial 8731	0.17 Acres	0.50	0.50	0.50	$189
8731 REM	0.64 Acres	1.00	1.00	1.00	$378
(Annexed July 9, 2007, FY07-08) 8734 SFR	3	1.00	0.00	3.00	$1,133
(Annexed July 9, 2007, FY07-08) 8734 Vacant	23	0.50	13.00	11.50	$4,344
(Annexed July 9, 2007, FY07-08) 8736 SFR	37	1.00	17.00	37.00	$13,976
(Annexed July 9, 2007, FY07-08) 8736 Vacant	5	0.50	12.50	2.50	$944
(Annexed June 12, 2006, FY06-07) 8737	58	1.00	58.00	58.00	$21,908
(Annexed November 8, 2004, FY05-06) 8765	25	1.00	25.00	25.00	$9,443
(Annexed July 9, 2007, FY07-08) 8823	6	1.00	6.00	6.00	$2,266
(Annexed July 9, 2007, FY07-08) 8843	11	1.00	10.00	11.00	$4,155
Vacant Single Family 8843	2	0.50	1.50	1.00	$378
(Annexed July 9, 2007, FY07-08) 8916	41	1.00	41.00	41.00	$15,487
(Annexed June 12, 2006, FY06-07) 8973 AG	10.61 Acres	0.50	3.00	3.00	$1,133
(Annexed June 12, 2006, FY06-07) 8973 VSFR	3	0.50	1.50	1.50	$567
(Annexed July 9, 2007, FY07-08) 8981	17	1.00	17.00	17.00	$6,421
(Annexed July 9, 2007, FY07-08) 8985	1	1.00	1.00	1.00	$378
(Annexed June 12, 2006, FY06-07) SFR 8994	109	1.00	109.00	109.00	$41,171
(Annexed Aug 9, 2011, FY11-12) 9183 SFR	10	1.00	10.00	10.00	$3,777
(Annexed Aug 9, 2011, FY11-12) 9183 AG	8.70 Acres	0.50	1.50	1.50	$567
(Annexed Aug 9, 2011, FY11-12) 9199	43	1.00	43.00	43.00	$16,242
(Annexed Aug 9, 2011, FY11-12) 9274	117	1.00	117.00	117.00	$44,193
(Anx Aug 9, 2011, FY11-12) Laurel Plz Shop COM	0.79 Acres	1.00	1.00	1.00	$378
Laurel Plz Shop VACANT COM	2.29 Acres	0.50	1.15	1.15	$433
(Anx Aug 9, 2011, FY11-12) Immanuel Bap Church	5.19 Acres	1.00	4.00	4.00	$1,511
(Anx Aug 9, 2011, FY11-12) Immanuel Bap Church SFR	1	1.00	1.00	1.00	$378
(Anx Aug 9, 2011, FY11-12) Corp for Bet Housing	208	0.50	104.00	104.00	$39,283
(Anx Aug 9, 2011, FY11-12) Corp for Bet Housing	54	0.50	27.00	27.00	$10,198
(Anx Aug 9, 2011, FY11-12) Corp for Bet Housing	54	0.50	27.00	27.00	$10,198
(Anx Aug 9, 2011, FY11-12) Corp for Bet Housing	44	0.50	22.00	22.00	$8,310
(Anx Aug 9, 2011, FY11-12) Corp for Bet Housing	44	0.50	22.00	22.00	$8,310
(Annexed August 9, 2011, FY11-12) MS09-976	1	1.00	1.00	1.00	$378
(Anx July 14, 2015, FY15-16)Single Family Sedel	1	1.00	1.00	1.00	$378
(Anx July 14, 2015, FY15-16) 9104	20	1.00	20.00	20.00	$7,554
			2,633.31	**2,653.31**	
			Total Revenue from Zone 1-A included in above Total Assessment		**$1,002,207**

Zone 1-B (Subdivision)	Total No. of Units or Acreage	EDU Rate	FY24-25 No. of EDUs	FY25-26 No. of EDUs	FY25-26 Revenue
(Annexed April 25, 2006, FY05-06)					
7562 - Single Family	138	1.00	138.00	138.00	$52,125
8900 - Single Family	196	1.00	196.00	196.00	$74,033
8955 - Single Family	291	1.00	291.00	291.00	$109,917
8955 - Vacant Single Family	1	0.50	0.50	0.50	$189
Canoe Club - INST	2.54 Acres	1.00	2.54	2.54	$959
Fire Sta - PUBLIC	1.00 Acres	1.00	1.00	1.00	$378
HOA Daycare - INST	1.33 Acres	1.00	1.33	1.33	$502
North - AG	0.00 Acres	0.50	3.00	0.00	$0
School - INST	10.08 Acres	1.00	3.00	3.00	$1,133
			636.37	**633.37**	
			Total Revenue from Zone 1-B included in above Total Assessment		**$239,237**

ASSET LIFECYCLE REPLACEMENT PROGRAM FOR
Zone 1 Assets
Community Parks, Landscaping & Recreation Facilities

PARK / SITE	ITEM	QUANTITY	REPLACEMENT COST PER UNIT	TOTAL REPLACEMENT COST	LIFE EXPECTANCY (Years)
Zone 1 Assets					
Streetscape (Landscape ROW and/or Medians) - includes hardscape, pumps, controllers, backflows, irrigation matrix, plants/trees, trash receptacles, etc.					
	Streetscape	0.00 acres	$ 300,000	$ -	20 Years
	Street Tree Pruning	0 Trees	$ 75	$ -	
			Subtotal	**$ -**	
Vintage, O'Hara, Oakley & Gehringer School Parks					
	Ballards - pathway	100	$ 500	$ 50,000	10 Years
	B-B-Q	5	$ 600	$ 3,000	10 Years
	Benches	12	$ 1,200	$ 14,400	10 Years
	Drinking Fountain	4	$ 3,000	$ 12,000	8 Years
	Play Equipment 2-5	3	$ 25,000	$ 75,000	8 Years
	Play Equipment 5-12	4	$ 70,000	$ 280,000	8 Years
	Shade Structure (cooltoppers)	4	$ 50,000	$ 200,000	8 Years
	Tables	10	$ 1,200	$ 12,000	10 Years
	Trash Receptacles	12	$ 1,200	$ 14,400	8 Years
			Subtotal	**$ 660,800**	
Main Street Landscaping					
	Streetscape	0.00 acres	$ 100,000	$ -	20 Years
	Street Tree Pruning	0 Trees	$ 75	$ -	7 Years
			Subtotal	**$ -**	
Empire Avenue Landscaping					
	Streetscape	0.00 acres	$ 100,000	$ -	20 Years
	Street Tree Pruning	0 Trees	$ 75	$ -	7 Years
			Subtotal	**$ -**	
Crockett Park					
(opened 1994)	Ballards - pathway	17	$ 500	$ 8,500	10 Years
	Banners	4	$ 335	$ 1,340	8 Years
	Well Pumps/Electric for Irrigation	1	$ 75,000	$ 75,000	8 Years
	Well Redrilling for irrigation water	1	$ 100,000	$ 100,000	50 Years
	B-B-Q	1	$ 600	$ 600	10 Years
	Benches	5	$ 1,200	$ 6,000	10 Years
	Drinking Fountain	2	$ 3,000	$ 6,000	8 Years
	Light poles	4	$ 3,000	$ 12,000	8 Years
	Play Equipment 5-12	1	$ 70,000	$ 70,000	8 Years
	Tables	5	$ 1,200	$ 6,000	10 Years
	Trash Receptacles	6	$ 1,200	$ 7,200	8 Years
			Subtotal	**$ 292,640**	
Main Street Park					
(opened 1998)	Benches	2	$ 1,200	$ 2,400	10 Years
	Trash Receptacles	3	$ 1,200	$ 3,600	8 Years
			Subtotal	**$ 6,000**	
Laurel Ball Fields Park					
(opened 2001)	Ballards - pathway	6	$ 500	$ 3,000	10 Years
	Banner on light poles	6	$ 335	$ 2,010	8 Years
	Well Pumps/Electric for Irrigation	1	$ 75,000	$ 75,000	8 Years
	Well Redrilling for irrigation water	1	$ 100,000	$ 100,000	50 Years
	Benches in dugouts	12	$ 1,200	$ 14,400	10 Years
	Drinking Fountain	2	$ 3,000	$ 6,000	8 Years
	Light poles	6	$ 3,000	$ 18,000	8 Years
	Play Equipment 5-12	1	$ 70,000	$ 70,000	8 Years
	Restroom	1	$ 100,000	$ 100,000	20 Years
	Shade Structure (cooltoppers)	5	$ 50,000	$ 250,000	8 Years
	Tables	8	$ 1,200	$ 9,600	10 Years
	Trash Receptacles	16	$ 1,200	$ 19,200	8 Years
			Subtotal	**$ 667,210**	
Freedom Basin Park					
(opened 2005)	Ballards - pathway	24	$ 500	$ 12,000	10 Years
	Banner Poles	2	$ 335	$ 670	8 Years
	Tables	5	$ 1,200	$ 6,000	10 Years
	Trash Receptacles	3	$ 1,200	$ 3,600	8 Years
			Subtotal	**$ 22,270**	
Laurel Road Landscaping					
	Streetscape	0.00 acres	$ 100,000	$ -	20 Years
	Street Tree Pruning	0 Trees	$ 75	$ -	7 Years
			Subtotal	**$ -**	
Civic Center Park					
(opened 2007)	Tables	5	$ 1,200	$ 6,000	10 Years
	Trash Receptacles	0	$ 1,200	$ -	8 Years
			Subtotal	**$ 6,000**	
Cypress/Marsh Creek Trailhead					
	Tables	0	$ 1,200	$ -	10 Years
	Trash Receptacles	0	$ 1,200	$ -	8 Years
			Subtotal	**$ -**	
Neroly Road Landscaping					
	Streetscape	0.00 acres	$ 100,000	$ -	20 Years
	Street Tree Pruning	0 Trees	$ 75	$ -	
			Subtotal	**$ -**	
O'Hara Avenue Landscaping					
	Streetscape	0.00 acres	$ 100,000	$ -	20 Years
	Street Tree Pruning	0 Trees	$ 75	$ -	
			Subtotal	**$ -**	
			Zone 1 Total	**$ 1,654,920**	

*Street Tree Pruning is for an estimated pruning schedule of once every 7 years. This line item is for the pruning of the trees only, not full replacement.

Maximum assessment is: $14.94/EDU For Zone 2
FY 2025-26 Assessments @ $14.94/EDU
9,173.50 EDUs
Maximum assessment is: $74.93/EDU For Zone 2-A
FY 2025-26 Assessments @ $74.93/EDU
1,694.50 EDUs
Levy Code NF

COST ESTIMATE/ANNUAL BUDGET FOR Zone 2 Street Lighting	Estimated FY 2024-25	Proposed FY 2025-26
ESTIMATED BEGINNING FUND BALANCE	**$190,682**	**$160,236**
ESTIMATED REVENUES		
Annual Assessments	$260,607	$264,021
Interest Income	$900	$1,000
Other Sources (CFD Streetlight Contributions, Gas Tax, etc.)	$259,704	$272,624
TOTAL REVENUE AVAILABLE:	**$711,893**	**$697,881**
ESTIMATED EXPENDITURES		
Operating Expenses:		
Utilities/PG&E Charges	($380,000)	($490,000)
Maintenance/Pole Repairs	($75,000)	($74,000)
Incidental Expenses:		
Administration	($85,657)	($53,743)
Consulting Services	($2,800)	($2,800)
County Collection Fees	($8,200)	($8,206)
TOTAL EXPENDITURES:	**($551,657)**	**($628,749)**
RESERVES		
Retention for Operating Reserves (50% allowable)	$160,236	$69,132
Available for Capital Reserves	$0	$0
BALANCE FORWARD TO ENSUING YEAR	**$160,236**	**$69,132**

CPI Information:

Date	Actual CPI	Increase	Zone 2-A Rate
April-05	202.50		$42.81
June-05	201.20		
February-18	281.31	3.56%	$59.47
February-19	291.23	3.53%	$61.57
February-20	299.69	2.91%	$63.36
February-21	304.39	1.57%	$64.35
February-22	320.20	5.19%	$67.69
February-23	337.17	5.30%	$71.28
February-24	345.15	2.37%	$72.97
February-25	354.43	2.69%	$74.93

Zone 2-A (Subdivision)	Total No. of Units or Parcels	EDU Rate	FY24-25 No. of EDUs	FY25-26 No. of EDUs	FY25-26 Revenue
(Anx June _____, 2007, FY07-08) 7562, 8900, 8955	625	1.00	625.00	625.00	$46,831
Vacant Single Family 7562, 8900, 8955	1	0.50	0.50	0.50	$37
(Annexed July 9, 2007, FY07-08) 8530	110	1.00	110.00	110.00	$8,242
(Annexed Nov 13, 2006, FY06-07) 8731	388	1.00	388.00	388.00	$29,073
8731 - COM	3	5.00	15.00	15.00	$1,124
8731 - VCOM	1	0.50	0.50	0.50	$37
(Annexed July 9, 2007, FY07-08) 8734	3	1.00	0.00	3.00	$225
Vacant Single Family 8734	23	0.50	13.00	11.50	$862
(Annexed July 9, 2007, FY07-08) 8736	37	1.00	17.00	37.00	$2,772
Vacant Single Family 8736	5	0.50	12.50	2.50	$187
(Annexed June 12, 2006, FY06-07) 8737	58	1.00	58.00	58.00	$4,346
(Annexed July 9, 2007, FY07-08) 8823	6	1.00	6.00	6.00	$450
(Annexed July 9, 2007, FY07-08) 8843	11	1.00	10.00	11.00	$824
Vacant Single Family 8843	2	0.50	1.50	1.00	$75
(Annexed July 9, 2007, FY07-08) 8916	41	1.00	41.00	41.00	$3,072
(Annexed June 12, 2006, FY06-07) 8973 VSFR	3	0.50	1.50	1.50	$112
(Annexed June 12, 2006, FY06-07) 8973 AG	2	0.50	1.00	1.00	$75
(Annexed July 9, 2007, FY07-08) 8981	17	1.00	17.00	17.00	$1,274
(Annexed July 9, 2007, FY07-08) 8985	1	1.00	1.00	1.00	$75
(Annexed June 12, 2006, FY06-07) 8994	109	1.00	109.00	109.00	$8,167
(Annexed Aug 9, 2011, FY11-12) 9183	10	1.00	10.00	10.00	$749
9183 AG	1	0.50	0.50	0.50	$37
(Annexed Aug 9, 2011, FY11-12) 9199	43	1.00	43.00	43.00	$3,222
(Annexed Aug 9, 2011, FY11-12) 9274	117	1.00	117.00	117.00	$8,767
(Anx Aug 9, 2011, FY11-12) Laurel Plz Shop COM	1	5.00	5.00	5.00	$375
(Anx Aug 9, 2011, FY11-12) Laurel Plz Shop VCOM	1	0.50	0.50	0.50	$37
(Anx Aug 9, 2011, FY11-12) Immanuel Bap Church SFR	1	1.00	1.00	1.00	$75
(Anx Aug 9, 2011, FY11-12) Immanuel Bap Church INST	2	5.00	10.00	10.00	$749
(Anx Aug 9, 2011, FY11-12) Corp for Bet Housing	404	Varies	36.00	36.00	$2,697
(Annexed August 9, 2011, FY11-12) MS09-976	1	1.00	1.00	1.00	$75
Canoe Club - INST	1	5.00	5.00	5.00	$375
HOA Daycare - INST	1	5.00	5.00	5.00	$375
(Anx July 14, 2015, FY15-16) Single Family Sedel	1	1.00	1.00	1.00	$75
(Anx July 14, 2015, FY15-16) 9104	20	1.00	20.00	20.00	$1,499
			1,682.50	**1,694.50**	
Total Revenue from Zone 2-A included in above Total Assessment					**$126,968.92**

ASSET LIFECYCLE REPLACEMENT PROGRAM FOR Zone 2 Street Lighting					
PARK / SITE	**ITEM**	**QUANTITY**	**REPLACEMENT COST PER UNIT**	**TOTAL REPLACEMENT COST**	**LIFE EXPECTANCY (Years)**
Zone 2 Assets					
Streetlights	Streetlights	304 lights	$ 3,500	$ 1,064,000	40 Years
			Zone 2 Total	**$ 1,064,000**	

Maximum assessment is: $57.86/EDU
FY 2025-26 Assessments @ $57.86/EDU
1,275.00 EDUs
Levy Code MP

COST ESTIMATE/ANNUAL BUDGET FOR Zone 3-1 Vintage Parkway	Estimated FY 2024-25	Proposed FY 2025-26
ESTIMATED BEGINNING FUND BALANCE	**$248,515**	**$193,070**
ESTIMATED REVENUES		
Annual Assessments	$73,772	$73,772
Interest Income	$500	$500
Other Sources (Zone 1 Contribution, Gas Tax, etc.)*	$5,000	$5,000
TOTAL REVENUE AVAILABLE:	**$327,787**	**$272,341**
ESTIMATED EXPENDITURES		
Operating Expenses:		
Landscaping	($18,477)	($8,200)
Services & Supplies	($14,890)	($17,200)
Repairs & Maintenance	($40,512)	($40,512)
Rehabilitation/Capital Replacements	$0	$0
Incidental Expenses:		
Administration	($59,009)	($13,465)
Consulting Services	($610)	($610)
County Collection Fees	($1,219)	($1,219)
TOTAL EXPENDITURES:	**($134,717)**	**($81,206)**
RESERVES		
Retention for Operating Reserves (50% allowable)	$67,359	$40,603
Available for Capital Reserves	$125,711	$150,532
BALANCE FORWARD TO ENSUING YEAR	**$193,070**	**$191,135**

*Zone 3-1 receives a contribution from Zone 1 to cover the "community" portion of Legless Lizard Preserve.

Subdivision	No. of Units	EDU Rate	No. of EDUs	Revenue
6333	101	1.00	101.00	$5,844
6452	71	1.00	71.00	$4,108
6576	71	1.00	71.00	$4,108
6577	67	1.00	67.00	$3,877
6821	148	1.00	148.00	$8,563
6862	135	1.00	135.00	$7,811
7089	153	1.00	153.00	$8,853
7193	100	1.00	100.00	$5,786
7229	169	1.00	169.00	$9,778
7372	110	1.00	110.00	$6,365
7585	64	1.00	64.00	$3,703
7654	80	1.00	80.00	$4,629
99LSM44	6	1.00	6.00	$347
Total	**1,275**		**1,275.00**	**$73,772**

ASSET LIFECYCLE REPLACEMENT PROGRAM FOR
Zone 3-1
Vintage Parkway

PARK / SITE	ITEM	QUANTITY	REPLACEMENT COST PER UNIT	TOTAL REPLACEMENT COST	LIFE EXPECTANCY (Years)
Zone 3-1 Assets					
Streetscape (Landscape ROW and/or Medians) - includes hardscape, pumps, controllers, backflows, irrigation matrix, plants/trees, trash receptacles, etc.					
	Streetscape	3.00 acres	$ 300,000	$ 900,000	20 Years
	Street Tree Pruning	365 Trees	$ 75	$ 27,375	
			Zone 3-1 Total	**$ 927,375**	

*Street Tree Pruning is for an estimated pruning schedule of once every 7 years. This line item is for the pruning of the trees only, not full replacement.

Maximum assessment is: $198.84/EDU
FY 2025-26 Assessments @ $198.84/EDU
133.00 EDUs
Levy Code MX

COST ESTIMATE/ANNUAL BUDGET FOR Zone 3-2 Oakley Ranch	Estimated FY 2024-25	Proposed FY 2025-26
ESTIMATED BEGINNING FUND BALANCE	**$17,383**	**$7,868**
ESTIMATED REVENUES		
Annual Assessments	$26,446	$26,446
Interest Income	$100	$100
Other Sources (Zone 1 Contribution, Gas Tax, etc.)*	$0	$6,500
TOTAL REVENUE AVAILABLE:	**$43,929**	**$40,914**
ESTIMATED EXPENDITURES		
Operating Expenses:		
Landscaping	$0	($1,200)
Services & Supplies	($13,000)	($16,000)
Repairs & Maintenance	($16,320)	($16,320)
Rehabilitation/Capital Replacements	$0	$0
Incidental Expenses:		
Administration	($5,780)	($6,052)
Consulting Services	($610)	($610)
County Collection Fees	($351)	($351)
TOTAL EXPENDITURES:	**($36,061)**	**($40,534)**
RESERVES		
Retention for Operating Reserves (50% allowable)	$7,868	$380
Available for Capital Reserves	$0	$0
BALANCE FORWARD TO ENSUING YEAR	**$7,868**	**$380**

*Zone 3-2 receives a contribution from Zone 1 to cover the "community" portion of Oakley Ranch.

Subdivision	No. of Units	EDU Rate	No. of EDUs	Revenue
6634	133	1.00	133.00	$26,446
Total	**133**		**133.00**	**$26,446**

ASSET LIFECYCLE REPLACEMENT PROGRAM FOR Zone 3-2 Oakley Ranch					
PARK / SITE	**ITEM**	**QUANTITY**	**REPLACEMENT COST PER UNIT**	**TOTAL REPLACEMENT COST**	**LIFE EXPECTANCY (Years)**
Zone 3-2 Assets					
Streetscape (Landscape ROW and/or Medians) - includes hardscape, pumps, controllers, backflows, irrigation matrix, plants/trees, trash receptacles, etc.					
	Streetscape	2.00 acres	$ 300,000	$ 600,000	20 Years
	Street Tree Pruning	140 Trees	$ 75	$ 10,500	
			Zone 3-2 Total	**$ 610,500**	

*Street Tree Pruning is for an estimated pruning schedule of once every 7 years. This line item is for the pruning of the trees only, not full replacement.

Maximum assessment is: $100.76/EDU
FY 2025-26 Assessments @ $100.76/EDU
45.00 EDUs
Levy Code MY

COST ESTIMATE/ANNUAL BUDGET FOR Zone 3-3 Empire	Estimated FY 2024-25	Proposed FY 2025-26
ESTIMATED BEGINNING FUND BALANCE	**$92,327**	**$70,574**
ESTIMATED REVENUES		
Annual Assessments	$4,534	$4,534
Interest Income	$200	$200
Other Sources (Zone 1 Contribution, Gas Tax, etc.)	$0	$0
TOTAL REVENUE AVAILABLE:	**$97,061**	**$75,308**
ESTIMATED EXPENDITURES		
Operating Expenses:		
Landscaping	$0	$0
Services & Supplies	($1,350)	($1,380)
Repairs & Maintenance	($1,008)	($1,008)
Rehabilitation/Capital Replacements	$0	$0
Incidental Expenses:		
Administration	($23,235)	($1,642)
Consulting Services	($610)	($610)
County Collection Fees	($284)	($284)
TOTAL EXPENDITURES:	**($26,487)**	**($4,924)**
RESERVES		
Retention for Operating Reserves (50% allowable)	$13,244	$2,462
Available for Capital Reserves	$57,330	$67,922
BALANCE FORWARD TO ENSUING YEAR	**$70,574**	**$70,384**

Subdivision	No. of Units	EDU Rate	No. of EDUs	Revenue
6656	45	1.00	45.00	$4,534
Total	**45**		**45.00**	**$4,534**

ASSET LIFECYCLE REPLACEMENT PROGRAM FOR Zone 3-3 Empire					
PARK / SITE	**ITEM**	**QUANTITY**	**REPLACEMENT COST PER UNIT**	**TOTAL REPLACEMENT COST**	**LIFE EXPECTANCY (Years)**
Zone 3-3 Assets					
Streetscape (Landscape ROW and/or Medians) - includes hardscape, pumps, controllers, backflows, irrigation matrix, plants/trees, trash receptacles, etc.					
	Streetscape	0.25 acres	$ 300,000	$ 75,000	20 Years
	Street Tree Pruning	16 Trees	$ 75	$ 1,200	
			Zone 3-3 Total	**$ 76,200**	

*Street Tree Pruning is for an estimated pruning schedule of once every 7 years. This line item is for the pruning of the trees only, not full replacement.

Maximum assessment is: $1,193.16/Acre
FY 2025-26 Assessments @ $1,193.16/Acre
9.17 Acres
Levy Code MQ

COST ESTIMATE/ANNUAL BUDGET FOR Zone 3-4 Oakley Town Center	Estimated FY 2024-25	Proposed FY 2025-26
ESTIMATED BEGINNING FUND BALANCE	**$95,120**	**$73,721**
ESTIMATED REVENUES		
Annual Assessments	$10,935	$10,935
Interest Income	$600	$600
Other Sources (Zone 1 Contribution, Gas Tax, etc.)	$0	$0
TOTAL REVENUE AVAILABLE:	**$106,655**	**$85,256**
ESTIMATED EXPENDITURES		
Operating Expenses:		
Landscaping	($1,500)	($500)
Services & Supplies	($3,000)	($2,700)
Repairs & Maintenance	($4,032)	($4,032)
Rehabilitation/Capital Replacements	$0	$0
Landscape Conversions/Renovations	$0	$0
Incidental Expenses:		
Administration	($23,536)	($2,645)
Consulting Services	($610)	($610)
County Collection Fees	($256)	($256)
TOTAL EXPENDITURES:	**($32,935)**	**($10,743)**
RESERVES		
Retention for Operating Reserves (50% allowable)	$16,467	$5,371
Available for Capital Reserves	$57,253	$69,141
BALANCE FORWARD TO ENSUING YEAR	**$73,721**	**$74,513**

Subdivision	No. of Acres	EDU Rate	No. of EDUs	Revenue
7045	9.17	1.00	9.17	$10,935
Total	**9.17**		**9.17**	**$10,935**

ASSET LIFECYCLE REPLACEMENT PROGRAM FOR Zone 3-4 Oakley Town Center					
PARK / SITE	**ITEM**	**QUANTITY**	**REPLACEMENT COST PER UNIT**	**TOTAL REPLACEMENT COST**	**LIFE EXPECTANCY (Years)**
Zone 3-4 Assets					
Streetscape (Landscape ROW and/or Medians) - includes hardscape, pumps, controllers, backflows, irrigation matrix, plants/trees, trash receptacles, etc.					
	Streetscape	0.50 acres	$ 300,000	$ 150,000	20 Years
	Street Tree Pruning	0 Trees	$ 75	$ -	
			Zone 3-4 Total	**$ 150,000**	

*Street Tree Pruning is for an estimated pruning schedule of once every 7 years. This line item is for the pruning of the trees only, not full replacement.

Maximum assessment is: $190.00/EDU
FY 2025-26 Assessments @ $190.00/EDU
149.50 EDUs
Levy Code LG

COST ESTIMATE/ANNUAL BUDGET FOR Zone 3-5 Oak Grove	Estimated FY 2024-25	Proposed FY 2025-26
ESTIMATED BEGINNING FUND BALANCE	**$108,156**	**$84,708**
ESTIMATED REVENUES		
Annual Assessments	$28,405	$28,405
Interest Income	$200	$200
Other Sources (Zone 1 Contribution, Gas Tax, etc.)	$0	$0
TOTAL REVENUE AVAILABLE:	**$136,761**	**$113,313**
ESTIMATED EXPENDITURES		
Operating Expenses:		
Landscaping (including Oak Grove Park)	($6,500)	($2,000)
Services & Supplies	($3,700)	($4,250)
Repairs & Maintenance	($14,400)	($14,400)
Rehabilitation/Capital Replacements	$0	$0
Incidental Expenses:		
Administration	($26,479)	($5,284)
Consulting Services	($610)	($610)
County Collection Fees	($364)	($364)
TOTAL EXPENDITURES:	**($52,053)**	**($26,909)**
RESERVES		
Retention for Operating Reserves (50% allowable)	$26,027	$13,454
Available for Capital Reserves	$58,682	$72,951
BALANCE FORWARD TO ENSUING YEAR	**$84,708**	**$86,405**

Subdivision	No. of Units	EDU Rate	No. of EDUs	Revenue
6922 - Single Family	111	1.00	111.00	$21,090
6922 - Vacant Single Family	1	0.50	0.50	$95
6927	38	1.00	38.00	$7,220
Total	**150**		**149.50**	**$28,405**

ASSET LIFECYCLE REPLACEMENT PROGRAM FOR Zone 3-5 Oak Grove					
PARK / SITE	**ITEM**	**QUANTITY**	**REPLACEMENT COST PER UNIT**	**TOTAL REPLACEMENT COST**	**LIFE EXPECTANCY (Years)**
Zone 3-5 Assets					
Streetscape (Landscape ROW and/or Medians) - includes hardscape, pumps, controllers, backflows, irrigation matrix, plants/trees, trash receptacles, etc.					
	Streetscape	2.00 acres	$ 300,000	$ 600,000	20 Years
	Street Tree Pruning	110 Trees	$ 75	$ 8,250	
			Subtotal	**$ 608,250**	
Oak Grove Park (opened 1991)	B-B-Q	1	$ 600	$ 600	12 Years
	Play Equipment 2-5	1	$ 25,000	$ 25,000	12 Years
	Play Equipment 5-12	1	$ 70,000	$ 70,000	12 Years
	Tables	3	$ 1,200	$ 3,600	12 Years
	Trash Receptacles	2	$ 1,200	$ 2,400	12 Years
			Subtotal	**$ 101,600**	
			Zone 3-5 Total	**$ 709,850**	

*Street Tree Pruning is for an estimated pruning schedule of once every 7 years. This line item is for the pruning of the trees only, not full replacement.

Maximum assessment is: $127.80/EDU
FY 2025-26 Assessments @ $127.80/EDU
60.00 EDUs
Levy Code LN

COST ESTIMATE/ANNUAL BUDGET FOR Zone 3-6 Laurel Woods/Luna Estates	Estimated FY 2024-25	Proposed FY 2025-26
ESTIMATED BEGINNING FUND BALANCE	**$107,695**	**$82,501**
ESTIMATED REVENUES		
Annual Assessments	$7,668	$7,668
Interest Income	$200	$200
Other Sources (Zone 1 Contribution, Gas Tax, etc.)	$0	$0
TOTAL REVENUE AVAILABLE:	**$115,563**	**$90,369**
ESTIMATED EXPENDITURES		
Operating Expenses:		
Landscaping	($1,116)	($500)
Services & Supplies	$0	$0
Repairs & Maintenance	($3,780)	($3,780)
Rehabilitation/Capital Replacements	$0	$0
Incidental Expenses:		
Administration	($27,260)	($2,058)
Consulting Services	($610)	($610)
County Collection Fees	($296)	($296)
TOTAL EXPENDITURES:	**($33,062)**	**($7,244)**
RESERVES		
Retention for Operating Reserves (50% allowable)	$16,531	$3,622
Available for Capital Reserves	$65,970	$79,503
BALANCE FORWARD TO ENSUING YEAR	**$82,501**	**$83,125**

Subdivision	No. of Units	EDU Rate	No. of EDUs	Revenue
6971	54	1.00	54.00	$6,901
7489	6	1.00	6.00	$767
Total	**60**		**60.00**	**$7,668**

ASSET LIFECYCLE REPLACEMENT PROGRAM FOR Zone 3-6 Laurel Woods & Luna Estates					
PARK / SITE	**ITEM**	**QUANTITY**	**REPLACEMENT COST PER UNIT**	**TOTAL REPLACEMENT COST**	**LIFE EXPECTANCY (Years)**
Zone 3-6 Assets					
Streetscape (Landscape ROW and/or Medians) - includes hardscape, pumps, controllers, backflows, irrigation matrix, plants/trees, trash receptacles, etc.					
	Streetscape	0.50 acres	$ 300,000	$ 150,000	20 Years
	Street Tree Pruning	42 Trees	$ 75	$ 3,150	
			Zone 3-6 Total	**$ 153,150**	

*Street Tree Pruning is for an estimated pruning schedule of once every 7 years. This line item is for the pruning of the trees only, not full replacement.

Maximum assessment is: $185.00/EDU
FY 2025-26 Assessments @ $185.00/EDU
53.00 EDUs
Levy Code MK

COST ESTIMATE/ANNUAL BUDGET FOR Zone 3-7 South Forty	Estimated FY 2024-25	Proposed FY 2025-26
ESTIMATED BEGINNING FUND BALANCE	**$54,408**	**$40,954**
ESTIMATED REVENUES		
Annual Assessments	$9,805	$9,805
Interest Income	$100	$100
Other Sources (Zone 1 Contribution, Gas Tax, etc.)	$0	$0
TOTAL REVENUE AVAILABLE:	**$64,313**	**$50,859**
ESTIMATED EXPENDITURES		
Operating Expenses:		
Landscaping	($614)	$0
Services & Supplies	($3,300)	($2,900)
Repairs & Maintenance	($3,024)	($3,024)
Rehabilitation/Capital Replacements	$0	$0
Incidental Expenses:		
Administration	($15,520)	($2,390)
Consulting Services	($610)	($610)
County Collection Fees	($290)	($290)
TOTAL EXPENDITURES:	**($23,359)**	**($9,215)**
RESERVES		
Retention for Operating Reserves (50% allowable)	$11,680	$4,607
Available for Capital Reserves	$29,275	$37,037
BALANCE FORWARD TO ENSUING YEAR	**$40,954**	**$41,645**

Subdivision	No. of Units	EDU Rate	No. of EDUs	Revenue
6969 Single Family	53	1.00	53.00	$9,805
Total	**53**		**53.00**	**$9,805**

ASSET LIFECYCLE REPLACEMENT PROGRAM FOR Zone 3-7 South Forty					
PARK / SITE	**ITEM**	**QUANTITY**	**REPLACEMENT COST PER UNIT**	**TOTAL REPLACEMENT COST**	**LIFE EXPECTANCY (Years)**
Zone 3-7 Assets					
Streetscape (Landscape ROW and/or Medians) - includes hardscape, pumps, controllers, backflows, irrigation matrix, plants/trees, trash receptacles, etc.					
	Streetscape	1.00 acres	$ 300,000	$ 300,000	20 Years
	Street Tree Pruning	39 Trees	$ 75	$ 2,925	
			Zone 3-7 Total	**$ 302,925**	

*Street Tree Pruning is for an estimated pruning schedule of once every 7 years. This line item is for the pruning of the trees only, not full replacement.

Maximum assessment is: $152.56/EDU
FY 2025-26 Assessments @ $152.56/EDU
50.00 EDUs
Levy Code LH

COST ESTIMATE/ANNUAL BUDGET FOR Zone 3-8 Claremont	Estimated FY 2024-25	Proposed FY 2025-26
ESTIMATED BEGINNING FUND BALANCE	**$3,265**	**$2,772**
ESTIMATED REVENUES		
Annual Assessments	$7,628	$7,628
Interest Income	$100	$100
Other Sources (Zone 1 Contribution, Gas Tax, etc.)*	$0	$2,700
TOTAL REVENUE AVAILABLE:	**$10,993**	**$13,200**
ESTIMATED EXPENDITURES		
Operating Expenses:		
Landscaping (including Claremont Bay Park)	$0	$0
Services & Supplies	($2,500)	($2,856)
Repairs & Maintenance	($2,763)	($7,308)
Rehabilitation/Capital Replacements	$0	$0
Incidental Expenses:		
Administration	($2,060)	($2,116)
Consulting Services	($610)	($610)
County Collection Fees	($288)	($288)
TOTAL EXPENDITURES:	**($8,221)**	**($13,179)**
RESERVES		
Retention for Operating Reserves (50% allowable)	$2,772	$21
Available for Capital Reserves	$0	$0
BALANCE FORWARD TO ENSUING YEAR	**$2,772**	**$21**

*Zone 3-8 receives a contribution from Zone 1 to cover the "community" portion of Claremont.

Subdivision	No. of Units	EDU Rate	No. of EDUs	Revenue
7163	50	1.00	50.00	$7,628
Total	**50**		**50.00**	**$7,628**

ASSET LIFECYCLE REPLACEMENT PROGRAM FOR Zone 3-8 Claremont Bay					
PARK / SITE	**ITEM**	**QUANTITY**	**REPLACEMENT COST PER UNIT**	**TOTAL REPLACEMENT COST**	**LIFE EXPECTANCY (Years)**
Zone 3-8 Assets					
Streetscape (Landscape ROW and/or Medians) - includes hardscape, pumps, controllers, backflows, irrigation matrix, plants/trees, trash receptacles, etc.					
	Streetscape	0.20 acres	$ 300,000	$ 60,000	20 Years
	Street Tree Pruning	2 Trees	$ 75	$ 150	
			Subtotal	**$ 60,150**	
Claremont Bay Park					
(opened 1991)	Play Equipment	1	$ 10,000	$ 10,000	12 Years
	Tables	2	$ 1,200	$ 2,400	12 Years
	Trash Receptacles	1	$ 1,200	$ 1,200	12 Years
			Subtotal	**$ 13,600**	
			Zone 3-8 Total	**$ 73,750**	

*Street Tree Pruning is for an estimated pruning schedule of once every 7 years. This line item is for the pruning of the trees only, not full replacement.

Maximum assessment is: $40.00/EDU
FY 2025-26 Assessments @ $40.00/EDU
459.00 EDUs
Levy Code MN

COST ESTIMATE/ANNUAL BUDGET FOR Zone 3-9 Gateway	Estimated FY 2024-25	Proposed FY 2025-26
ESTIMATED BEGINNING FUND BALANCE	**$191,185**	**$146,310**
ESTIMATED REVENUES		
Annual Assessments	$18,360	$18,360
Interest Income	$250	$250
Other Sources (Zone 1 Contribution, Gas Tax, etc.)	$0	$0
TOTAL REVENUE AVAILABLE:	**$209,795**	**$164,920**
ESTIMATED EXPENDITURES		
Operating Expenses:		
Landscaping	$0	$0
Services & Supplies	($9,000)	($11,980)
Repairs & Maintenance	($6,834)	($9,324)
Rehabilitation/Capital Replacements	$0	$0
Incidental Expenses:		
Administration	($46,442)	($3,892)
Consulting Services	($610)	($610)
County Collection Fees	($599)	($599)
TOTAL EXPENDITURES:	**($63,485)**	**($26,405)**
RESERVES		
Retention for Operating Reserves (50% allowable)	$31,742	$13,203
Available for Capital Reserves	$114,568	$125,312
BALANCE FORWARD TO ENSUING YEAR	**$146,310**	**$138,515**

Subdivision	No. of Units	EDU Rate	No. of EDUs	Revenue
6394	50	1.00	50.00	$2,000
6488	73	1.00	73.00	$2,920
6571	59	1.00	59.00	$2,360
6613	36	1.00	36.00	$1,440
6664	49	1.00	49.00	$1,960
6726	48	1.00	48.00	$1,920
6727	57	1.00	57.00	$2,280
6762	10	1.00	10.00	$400
6764	37	1.00	37.00	$1,480
6858	40	1.00	40.00	$1,600
Total	**459**		**459.00**	**$18,360**

ASSET LIFECYCLE REPLACEMENT PROGRAM FOR
Zone 3-9
Gateway

PARK / SITE	ITEM	QUANTITY	REPLACEMENT COST PER UNIT	TOTAL REPLACEMENT COST	LIFE EXPECTANCY (Years)
Zone 3-9 Assets					
Streetscape (Landscape ROW and/or Medians) - includes hardscape, pumps, controllers, backflows, irrigation matrix, plants/trees, trash receptacles, etc.					
	Streetscape	1.50 acres	$ 300,000	$ 450,000	20 Years
	Street Tree Pruning	38 Trees	$ 75	$ 2,850	
			Zone 3-9 Total	**$ 452,850**	

*Street Tree Pruning is for an estimated pruning schedule of once every 7 years. This line item is for the pruning of the trees only, not full replacement.

Maximum assessment is: $125.00/EDU
FY 2025-26 Assessments @ $125.00/EDU
21.00 EDUs
Levy Code LS

COST ESTIMATE/ANNUAL BUDGET FOR Zone 3-10 Countryside aka Village Green	Estimated FY 2024-25	Proposed FY 2025-26
ESTIMATED BEGINNING FUND BALANCE	**$26,489**	**$19,869**
ESTIMATED REVENUES		
Annual Assessments	$2,625	$2,625
Interest Income	$250	$250
Other Sources (Zone 1 Contribution, Gas Tax, etc.)	$0	$0
TOTAL REVENUE AVAILABLE:	**$29,364**	**$22,744**
ESTIMATED EXPENDITURES		
Operating Expenses:		
Landscaping	$0	$0
Services & Supplies	($770)	($965)
Repairs & Maintenance	$0	($1,008)
Rehabilitation/Capital Replacements	$0	$0
Incidental Expenses:		
Administration	($7,849)	($1,380)
Consulting Services	($610)	($610)
County Collection Fees	($266)	($266)
TOTAL EXPENDITURES:	**($9,495)**	**($4,229)**
RESERVES		
Retention for Operating Reserves (50% allowable)	$4,747	$2,114
Available for Capital Reserves	$15,121	$16,401
BALANCE FORWARD TO ENSUING YEAR	**$19,869**	**$18,515**

Subdivision	No. of Units	EDU Rate	No. of EDUs	Revenue
7164	14	1.00	14.00	$1,750
7293 Single Family	7	1.00	7.00	$875
Total	**21**		**21.00**	**$2,625**

ASSET LIFECYCLE REPLACEMENT PROGRAM FOR Zone 3-10 Countryside (a.k.a. Village Green)					
PARK / SITE	**ITEM**	**QUANTITY**	**REPLACEMENT COST PER UNIT**	**TOTAL REPLACEMENT COST**	**LIFE EXPECTANCY (Years)**
Zone 3-10 Assets					
Streetscape (Landscape ROW and/or Medians) - includes hardscape, pumps, controllers, backflows, irrigation matrix, plants/trees, trash receptacles, etc.					
	Streetscape	0.20 acres	$ 300,000	$ 60,000	20 Years
	Street Tree Pruning	6 Trees	$ 75	$ 450	
			Zone 3-10 Total	**$ 60,450**	

*Street Tree Pruning is for an estimated pruning schedule of once every 7 years. This line item is for the pruning of the trees only, not full replacement.

Maximum assessment is: $169.48/EDU
FY 2025-26 Assessments @ $169.48/EDU
32.00 EDUs
Levy Code LL

COST ESTIMATE/ANNUAL BUDGET FOR Zone 3-11 Country Fair aka Meadow Glen	Estimated FY 2024-25	Proposed FY 2025-26
ESTIMATED BEGINNING FUND BALANCE	**$1,157**	**($3,794)**
ESTIMATED REVENUES		
Annual Assessments	$5,423	$5,423
Interest Income	$50	$50
Other Sources (Zone 1 Contribution, Gas Tax, GF, etc.)*	$3,500	$7,500
TOTAL REVENUE AVAILABLE:	**$10,130**	**$9,179**
ESTIMATED EXPENDITURES		
Operating Expenses:		
Landscaping	($5,000)	$0
Services & Supplies	($4,300)	($3,200)
Repairs & Maintenance	($2,222)	($2,772)
Rehabilitation/Capital Replacements	$0	$0
Incidental Expenses:		
Administration	($1,518)	($2,320)
Consulting Services	($610)	($610)
County Collection Fees	($274)	($274)
TOTAL EXPENDITURES:	**($13,924)**	**($9,176)**
RESERVES		
Retention for Operating Reserves (50% allowable)	$0	$3
Available for Capital Reserves	$0	$0
BALANCE FORWARD TO ENSUING YEAR	**($3,794)**	**$3**

*Zone 3-11 receives a contribution from Zone 1 to cover the "community" portion of Meadow Glen.

Subdivision	No. of Units	EDU Rate	No. of EDUs	Revenue
6840	32	1.00	32.00	$5,423
Total	**32**		**32.00**	**$5,423**

ASSET LIFECYCLE REPLACEMENT PROGRAM FOR Zone 3-11 Country Fair (a.k.a. Meadow Glen)					
PARK / SITE	**ITEM**	**QUANTITY**	**REPLACEMENT COST PER UNIT**	**TOTAL REPLACEMENT COST**	**LIFE EXPECTANCY (Years)**
Zone 3-11 Assets					
Streetscape (Landscape ROW and/or Medians) - includes hardscape, pumps, controllers, backflows, irrigation matrix, plants/trees, trash receptacles, etc.					
	Streetscape	0.75 acres	$ 300,000	$ 225,000	20 Years
	Street Tree Pruning	41 Trees	$ 75	$ 3,075	
			Zone 3-11 Total	**$ 228,075**	

*Street Tree Pruning is for an estimated pruning schedule of once every 7 years. This line item is for the pruning of the trees only, not full replacement.

Maximum assessment is: $27.36/EDU
FY 2025-26 Assessments @ $27.36/EDU
128.00 EDUs
Levy Code LY

COST ESTIMATE/ANNUAL BUDGET FOR Zone 3-12 California Sunrise	Estimated FY 2024-25	Proposed FY 2025-26
ESTIMATED BEGINNING FUND BALANCE	**$83,727**	**$64,215**
ESTIMATED REVENUES		
Annual Assessments	$3,502	$3,502
Interest Income	$200	$200
Other Sources (Zone 1 Contribution, Gas Tax, etc.)	$0	$0
TOTAL REVENUE AVAILABLE:	**$87,429**	**$67,918**
ESTIMATED EXPENDITURES		
Operating Expenses:		
Landscaping	$0	$0
Services & Supplies	$0	$0
Repairs & Maintenance	($1,177)	$0
Rehabilitation/Capital Replacements	$0	$0
Incidental Expenses:		
Administration	($21,079)	($1,459)
Consulting Services	($610)	($610)
County Collection Fees	($347)	($347)
TOTAL EXPENDITURES:	**($23,213)**	**($2,417)**
RESERVES		
Retention for Operating Reserves (50% allowable)	$11,607	$1,208
Available for Capital Reserves	$52,609	$64,292
BALANCE FORWARD TO ENSUING YEAR	**$64,215**	**$65,501**

Subdivision	No. of Units	EDU Rate	No. of EDUs	Revenue
7365	128	1.00	128.00	$3,502
Total	**128**		**128.00**	**$3,502**

ASSET LIFECYCLE REPLACEMENT PROGRAM FOR Zone 3-12 California Sunrise					
PARK / SITE	**ITEM**	**QUANTITY**	**REPLACEMENT COST PER UNIT**	**TOTAL REPLACEMENT COST**	**LIFE EXPECTANCY (Years)**
Zone 3-12 Assets					
Streetscape (Landscape ROW and/or Medians) - includes hardscape, pumps, controllers, backflows, irrigation matrix, plants/trees, trash receptacles, etc.					
	Streetscape	0.50 acres	$ 300,000	$ 150,000	20 Years
	Street Tree Pruning	15 Trees	$ 75	$ 1,125	
			Zone 3-12 Total	**$ 151,125**	

*Street Tree Pruning is for an estimated pruning schedule of once every 7 years. This line item is for the pruning of the trees only, not full replacement.

Maximum assessment is: $125.00/EDU
FY 2025-26 Assessments @ $125.00/EDU
96.00 EDUs
Levy Code MC

COST ESTIMATE/ANNUAL BUDGET FOR Zone 3-13 California Visions aka Laurel Heights	Estimated FY 2024-25	Proposed FY 2025-26
ESTIMATED BEGINNING FUND BALANCE	**$178,712**	**$136,778**
ESTIMATED REVENUES		
Annual Assessments	$12,000	$12,000
Interest Income	$250	$250
Other Sources (Zone 1 Contribution, Gas Tax, etc.)	$0	$0
TOTAL REVENUE AVAILABLE:	**$190,962**	**$149,028**
ESTIMATED EXPENDITURES		
Operating Expenses:		
Landscaping	($1,206)	$0
Services & Supplies	($3,000)	($2,585)
Repairs & Maintenance	($5,544)	($5,544)
Rehabilitation/Capital Replacements	$0	$0
Incidental Expenses:		
Administration	($43,501)	($2,854)
Consulting Services	($610)	($610)
County Collection Fees	($323)	($323)
TOTAL EXPENDITURES:	**($54,184)**	**($11,916)**
RESERVES		
Retention for Operating Reserves (50% allowable)	$27,092	$5,958
Available for Capital Reserves	$109,686	$131,153
BALANCE FORWARD TO ENSUING YEAR	**$136,778**	**$137,112**

Subdivision	No. of Units	EDU Rate	No. of EDUs	Revenue
7667	96	1.00	96.00	$12,000
Total	**96**		**96.00**	**$12,000**

ASSET LIFECYCLE REPLACEMENT PROGRAM FOR Zone 3-13 California Visions (a.k.a. Laurel Heights)					
PARK / SITE	**ITEM**	**QUANTITY**	**REPLACEMENT COST PER UNIT**	**TOTAL REPLACEMENT COST**	**LIFE EXPECTANCY (Years)**
Zone 3-13 Assets					
Streetscape (Landscape ROW and/or Medians) - includes hardscape, pumps, controllers, backflows, irrigation matrix, plants/trees, trash receptacles, etc.					
	Streetscape	1.00 acres	$ 100,000	$ 300,000	20 Years
	Street Tree Pruning	45 Trees	$ 75	$ 3,375	
			Zone 3-13 Total	**$ 303,375**	

*Street Tree Pruning is for an estimated pruning schedule of once every 7 years. This line item is for the pruning of the trees only, not full replacement.

Maximum assessment is: $160.00/EDU
FY 2025-26 Assessments @ $160.00/EDU
114.00 EDUs
Levy Code L5

COST ESTIMATE/ANNUAL BUDGET FOR Zone 3-14 Claremont Heritage	Estimated FY 2024-25	Proposed FY 2025-26
ESTIMATED BEGINNING FUND BALANCE	**$264,799**	**$204,001**
ESTIMATED REVENUES		
Annual Assessments	$18,240	$18,240
Interest Income	$300	$300
Other Sources (Zone 1 Contribution, Gas Tax, etc.)	$0	$0
TOTAL REVENUE AVAILABLE:	**$283,339**	**$222,541**
ESTIMATED EXPENDITURES		
Operating Expenses:		
Landscaping	($7,748)	($1,000)
Services & Supplies	($2,250)	($2,466)
Repairs & Maintenance	($4,032)	($4,032)
Rehabilitation/Capital Replacements	$0	$0
Incidental Expenses:		
Administration	($64,361)	($3,555)
Consulting Services	($610)	($610)
County Collection Fees	($337)	($337)
TOTAL EXPENDITURES:	**($79,337)**	**($12,000)**
RESERVES		
Retention for Operating Reserves (50% allowable)	$39,669	$6,000
Available for Capital Reserves	$164,333	$204,542
BALANCE FORWARD TO ENSUING YEAR	**$204,001**	**$210,542**

Subdivision	No. of Units	EDU Rate	No. of EDUs	Revenue
7775	46	1.00	46.00	$7,360
7366	31	1.00	31.00	$4,960
7367	37	1.00	37.00	$5,920
Total	**114**		**114.00**	**$18,240**

ASSET LIFECYCLE REPLACEMENT PROGRAM FOR Zone 3-14 Claremont Heritage					
PARK / SITE	**ITEM**	**QUANTITY**	**REPLACEMENT COST PER UNIT**	**TOTAL REPLACEMENT COST**	**LIFE EXPECTANCY (Years)**
Zone 3-14 Assets					
Streetscape (Landscape ROW and/or Medians) - includes hardscape, pumps, controllers, backflows, irrigation matrix, plants/trees, trash receptacles, etc.					
	Streetscape	1.50 acres	$ 300,000	$ 450,000	20 Years
	Street Tree Pruning	30 Trees	$ 75	$ 2,250	
			Zone 3-14 Total	**$ 452,250**	

*Street Tree Pruning is for an estimated pruning schedule of once every 7 years. This line item is for the pruning of the trees only, not full replacement.

Maximum assessment is: $138.00/EDU
FY 2025-26 Assessments @ $138.00/EDU
889.00 EDUs
Levy Code L8

COST ESTIMATE/ANNUAL BUDGET FOR Zone 3-15 Country Fair aka Meadow Glen II	Estimated FY 2024-25	Proposed FY 2025-26
ESTIMATED BEGINNING FUND BALANCE	**$223,517**	**$169,585**
ESTIMATED REVENUES		
Annual Assessments	$122,613	$122,682
Interest Income	$300	$300
Other Sources (Zone 1 Contribution, Gas Tax, etc.)	$0	$0
TOTAL REVENUE AVAILABLE:	**$346,430**	**$292,567**
ESTIMATED EXPENDITURES		
Operating Expenses:		
Landscaping (including Holly Creek Park & Heather Park)	($5,328)	($9,800)
Services & Supplies	($44,084)	($42,100)
Repairs & Maintenance	($68,400)	($69,840)
Rehabilitation/Capital Replacements	$0	$0
Incidental Expenses:		
Administration	($57,495)	($20,587)
Consulting Services	($610)	($610)
County Collection Fees	($927)	($927)
TOTAL EXPENDITURES:	**($176,844)**	**($143,864)**
RESERVES		
Retention for Operating Reserves (50% allowable)	$88,422	$71,932
Available for Capital Reserves	$81,163	$76,771
BALANCE FORWARD TO ENSUING YEAR	**$169,585**	**$148,703**

Subdivision	No. of Units	EDU Rate	No. of EDUs	Revenue
6867 - SFR	39	1.00	39.00	$5,382
6867 - VSFR	1	0.50	0.50	$69
6980	48	1.00	48.00	$6,624
6996	49	1.00	49.00	$6,762
7003	12	1.00	12.00	$1,656
7090	8	1.00	8.00	$1,104
7165	33	1.00	33.00	$4,554
7330 - SFR	99	1.00	99.00	$13,662
7330 - VSFR	1	0.50	0.50	$69
7368	39	1.00	39.00	$5,382
7385	27	1.00	27.00	$3,726
7704	64	1.00	64.00	$8,832
7707	46	1.00	46.00	$6,348
7808	49	1.00	49.00	$6,762
7830	34	1.00	34.00	$4,692
7831 - SFR	43	1.00	43.00	$5,934
7831 - VSFR	0	0.50	0.00	$0
7832	23	1.00	23.00	$3,174
7833	32	1.00	32.00	$4,416
Anx July 12, 2004 (FY04-05) 7426 - SFR	21	1.00	21.00	$2,898
Annexed July 12, 2004 (FY04-05) 8725	48	1.00	48.00	$6,624
Anx July 12, 2004 (FY04-05) 7590 - SFR	60	1.00	60.00	$8,280
Anx July 12, 2004 (FY04-05) 7655 - SFR	28	1.00	28.00	$3,864
Anx July 12, 2004 (FY04-05) 7760 - SFR	67	1.00	67.00	$9,246
*Maintained privately DR3022-94	50 senior	1.00	1.00	$138
(Anx July 9, 2007, FY07-08) 8823 - SFR	6	1.00	6.00	$828
(Anx July 9, 2007, FY07-08) 8843 - VSFR	3	0.50	1.50	$207
(Anx July 9, 2007, FY07-08) 8843 - SFR	10	1.00	10.00	$1,380
Total	**890**		**888.50**	**$101,223**

ASSET LIFECYCLE REPLACEMENT PROGRAM FOR Zone 3-15 Country Fair (a.k.a. Meadow Glenn II)					
PARK / SITE	**ITEM**	**QUANTITY**	**REPLACEMENT COST PER UNIT**	**TOTAL REPLACEMENT COST**	**LIFE EXPECTANCY (Years)**
Zone 3-15 Assets					
Streetscape (Landscape ROW and/or Medians) - includes hardscape, pumps, controllers, backflows, irrigation matrix, plants/trees, trash receptacles, etc.					
	Streetscape	3.00 acres	$ 300,000	$ 900,000	20 Years
	Street Tree Pruning	668 Trees	$ 75	$ 50,100	
			Subtotal	**$ 950,100**	
Heather Park (opened 2004)	Benches	2	$ 1,200	$ 2,400	10 Years
	Drinking Fountain	1	$ 3,000	$ 3,000	8 Years
	Play Equipment 2-5	1	$ 25,000	$ 25,000	8 Years
	Tables	1	$ 1,200	$ 1,200	10 Years
	Trash Receptacles	2	$ 1,200	$ 2,400	8 Years
			Subtotal	**$ 34,000**	
Holly Creek Park (opened 2007)	Ballards - pathway	4	$ 500	$ 2,000	10 Years
	Well Pumps/Electric for Irrigation	1	$ 75,000	$ 75,000	8 Years
	Well Redrilling for irrigation water	1	$ 100,000	$ 100,000	50 Years
	B-B-Q	2	$ 600	$ 1,200	10 Years
	Benches	3	$ 1,200	$ 3,600	10 Years
	Light poles	5	$ 3,000	$ 15,000	8 Years
	Play Equipment 2-5	1	$ 25,000	$ 25,000	8 Years
	Play Equipment 5-12	1	$ 70,000	$ 70,000	8 Years
	Shade Structure (cooltoppers)	4	$ 50,000	$ 200,000	8 Years
	Tables	3	$ 1,200	$ 3,600	10 Years
	Trash Receptacles	3	$ 1,200	$ 3,600	8 Years
			Subtotal	**$ 499,000**	
			Zone 3-15 Total	**$ 1,483,100**	

*Street Tree Pruning is for an estimated pruning schedule of once every 7 years. This line item is for the pruning of the trees only, not full replacement.

Maximum assessment is: $110.00/EDU
FY 2025-26 Assessments @ $110.00/EDU
81.00 EDUs
Levy Code M5

COST ESTIMATE/ANNUAL BUDGET FOR Zone 3-16 Sundance	Estimated FY 2024-25	Proposed FY 2025-26
ESTIMATED BEGINNING FUND BALANCE	**$15,380**	**$11,974**
ESTIMATED REVENUES		
Annual Assessments	$8,910	$8,910
Interest Income	$100	$100
Other Sources (Zone 1 Contribution, Gas Tax, etc.)	$0	$0
TOTAL REVENUE AVAILABLE:	**$24,390**	**$20,984**
ESTIMATED EXPENDITURES		
Operating Expenses:		
Landscaping	$0	$0
Services & Supplies	($400)	$0
Repairs & Maintenance	($6,121)	($6,804)
Rehabilitation/Capital Replacements	$0	$0
Incidental Expenses:		
Administration	($4,974)	($2,326)
Consulting Services	($610)	($610)
County Collection Fees	($312)	($312)
TOTAL EXPENDITURES:	**($12,417)**	**($10,051)**
RESERVES		
Retention for Operating Reserves (50% allowable)	$6,208	$5,026
Available for Capital Reserves	$5,765	$5,907
BALANCE FORWARD TO ENSUING YEAR	**$11,974**	**$10,932**

Subdivision	No. of Units	EDU Rate	No. of EDUs	Revenue
7837	81	1.00	81.00	$8,910
Total	**81**		**81.00**	**$8,910**

ASSET LIFECYCLE REPLACEMENT PROGRAM FOR Zone 3-16 Sundance					
PARK / SITE	**ITEM**	**QUANTITY**	**REPLACEMENT COST PER UNIT**	**TOTAL REPLACEMENT COST**	**LIFE EXPECTANCY (Years)**
Zone 3-16 Assets					
Streetscape (Landscape ROW and/or Medians) - includes hardscape, pumps, controllers, backflows, irrigation matrix, plants/trees, trash receptacles, etc.					
	Streetscape	1.25 acres	$ 300,000	$ 375,000	20 Years
	Street Tree Pruning	0 Trees	$ 75	$ -	
			Zone 3-16 Total	**$ 375,000**	

*Street Tree Pruning is for an estimated pruning schedule of once every 7 years. This line item is for the pruning of the trees only, not full replacement.

Maximum assessment is: $273.16/EDU
FY 2025-26 Assessments @ $273.16/EDU
321.00 EDUs
Levy Code M6

COST ESTIMATE/ANNUAL BUDGET FOR Zone 3-17 Laurel Anne	Estimated FY 2024-25	Proposed FY 2025-26
ESTIMATED BEGINNING FUND BALANCE	**$451,703**	**$351,752**
ESTIMATED REVENUES		
Annual Assessments	$87,684	$87,684
Interest Income	$500	$500
Other Sources (Zone 1 Contribution, Gas Tax, etc.)*	$30,000	$30,000
TOTAL REVENUE AVAILABLE:	**$569,887**	**$469,937**
ESTIMATED EXPENDITURES		
Operating Expenses:		
Landscaping (including Harvest Park)	($106,165)	$0
Services & Supplies	($28,800)	($37,900)
Repairs & Maintenance	($64,008)	($65,448)
Rehabilitation/Capital Replacements	$0	$0
Incidental Expenses:		
Administration	($18,058)	($20,141)
Consulting Services	($610)	($610)
County Collection Fees	($494)	($494)
TOTAL EXPENDITURES:	**($218,135)**	**($124,593)**
RESERVES		
Retention for Operating Reserves (50% allowable)	$109,067	$62,296
Available for Capital Reserves	$242,685	$283,047
BALANCE FORWARD TO ENSUING YEAR	**$351,752**	**$345,344**

*Zone 3-17 receives a contribution from Zone 1 to cover the "community" portion of Creekside Park.

Subdivision	No. of Units	EDU Rate	No. of EDUs	Revenue
6935	86	1.00	86.00	$23,492
6963 Single Family	27	1.00	27.00	$7,375
7809	32	1.00	32.00	$8,741
(Started FY03-04) 8650	22	1.00	22.00	$6,010
(Started FY04-05) 8708	22	1.00	22.00	$6,010
(Started FY04-05) 8748	29	1.00	29.00	$7,922
(Started FY05-06) 8752	10	1.00	10.00	$2,732
(Started FY05-06) 8816	46	1.00	46.00	$12,565
(Started FY06-07) 8822	47	1.00	47.00	$12,839
Total	**321**		**321.00**	**$87,684**

ASSET LIFECYCLE REPLACEMENT PROGRAM FOR Zone 3-17 Laurel Anne					
PARK / SITE	**ITEM**	**QUANTITY**	**REPLACEMENT COST PER UNIT**	**TOTAL REPLACEMENT COST**	**LIFE EXPECTANCY (Years)**
Zone 3-17 Assets					
Streetscape (Landscape ROW and/or Medians) - includes hardscape, pumps, controllers, backflows, irrigation matrix, plants/trees, trash receptacles, etc.					
	Streetscape	3.50 acres	$ 300,000	$ 1,050,000	20 Years
	Street Tree Pruning*	415 Trees	$ 75	$ 31,125	
			Subtotal	**$ 1,081,125**	
Creekside Park (opened 2009)	Ballards - pathway	12	$ 500	$ 6,000	10 Years
	B-B-Q	1	$ 600	$ 600	10 Years
	Benches	4	$ 1,200	$ 4,800	10 Years
	Drinking Fountain	2	$ 3,000	$ 6,000	8 Years
	Well Pumps/Electric for Irrigation	1	$ 75,000	$ 75,000	8 Years
	Well Redrilling for irrigation water	1	$ 100,000	$ 100,000	50 Years
	Light poles	14	$ 3,000	$ 42,000	8 Years
	Play Equipment 5-12	1	$ 70,000	$ 70,000	8 Years
	Restroom	1	$ 100,000	$ 100,000	20 Years
	Shade Structure (cooltoppers)	1	$ 50,000	$ 50,000	8 Years
	Skate Park	1	$ 40,000	$ 40,000	10 Years
	Trash Receptacles	7	$ 1,200	$ 8,400	8 Years
			Subtotal	**$ 502,800**	
Harvest Park (opened 1995)	B-B-Q	1	$ 600	$ 600	10 Years
	Light poles	3	$ 3,000	$ 9,000	8 Years
	Tables	2	$ 1,200	$ 2,400	10 Years
	Trash Receptacles	1	$ 1,200	$ 1,200	8 Years
			Subtotal	**$ 13,200**	
			Zone 3-17 Total	**$ 1,597,125**	

*Street Tree Pruning is for an estimated pruning schedule of once every 7 years. This line item is for the pruning of the trees only, not full replacement.

Maximum assessment is: $180.00/EDU
FY 2025-26 Assessments @ $180.00/EDU
130.00 EDUs
Levy Code M8

COST ESTIMATE/ANNUAL BUDGET FOR Zone 3-18 Country Place	Estimated FY 2024-25	Proposed FY 2025-26
ESTIMATED BEGINNING FUND BALANCE	**($70,434)**	**($42,025)**
ESTIMATED REVENUES		
Annual Assessments	$23,400	$23,400
Interest Income	$0	$0
Other Sources (Zone 1 Contribution, Gas Tax, GF, etc.)*	$51,500	$73,400
TOTAL REVENUE AVAILABLE:	**$4,466**	**$54,775**
ESTIMATED EXPENDITURES		
Operating Expenses:		
Landscaping (including Nutmeg Park)	$0	$0
Services & Supplies	($14,650)	($15,980)
Repairs & Maintenance	($29,364)	($29,364)
Rehabilitation/Capital Replacements	$0	$0
Incidental Expenses:		
Administration	($1,518)	($8,450)
Consulting Services	($610)	($610)
County Collection Fees	($349)	($349)
TOTAL EXPENDITURES:	**($46,491)**	**($54,753)**
RESERVES		
Retention for Operating Reserves (50% allowable)	$0	$22
Available for Capital Reserves	$0	$0
BALANCE FORWARD TO ENSUING YEAR	**($42,025)**	**$22**

*Zone 3-18 receives a contribution from Zone 1 to cover the "community" portion of Nutmeg Park.

Subdivision	No. of Units	EDU Rate	No. of EDUs	Revenue
6968	42	1.00	42.00	$7,560
7640	49	1.00	49.00	$8,820
7945	35	1.00	35.00	$6,300
MS7-95	4	1.00	4.00	$720
Total	**130**		**130.00**	**$23,400**

ASSET LIFECYCLE REPLACEMENT PROGRAM FOR Zone 3-18 Assets Country Place					
PARK / SITE	**ITEM**	**QUANTITY**	**REPLACEMENT COST PER UNIT**	**TOTAL REPLACEMENT COST**	**LIFE EXPECTANCY (Years)**
Zone 3-18 Assets					
Streetscape (Landscape ROW and/or Medians) - includes hardscape, pumps, controllers, backflows, irrigation matrix, plants/trees, trash receptacles, etc.					
	Streetscape	2.50 acres	$ 300,000	$ 750,000	20 Years
	Street Tree Pruning	154 Trees	$ 75	$ 11,550	
			Subtotal	**$ 761,550**	
Nutmeg Park (opened 2007)	Ballards - pathway	3	$ 500	$ 1,500	10 Years
	B-B-Q	1	$ 600	$ 600	10 Years
	Benches	3	$ 1,200	$ 3,600	10 Years
	Basketball court	1	$ 30,000	$ 30,000	8 Years
	Play Equipment 2-5	1	$ 25,000	$ 25,000	8 Years
	Play Equipment 5-12	1	$ 70,000	$ 70,000	8 Years
	Shade Structure (cooltoppers	1	$ 50,000	$ 50,000	8 Years
	Tables	4	$ 1,200	$ 4,800	10 Years
	Trash Receptacles	3	$ 1,200	$ 3,600	8 Years
			Subtotal	**$ 189,100**	
			Zone 3-18 Total	**$ 950,650**	

*Street Tree Pruning is for an estimated pruning schedule of once every 7 years. This line item is for the pruning of the trees only, not full replacement.

Maximum assessment is: $200.00/EDU
FY 2025-26 Assessments @ $200.00/EDU
438.00 EDUs
Levy Code NE

COST ESTIMATE/ANNUAL BUDGET FOR Zone 3-19 Laurel Crest	Estimated FY 2024-25	Proposed FY 2025-26
ESTIMATED BEGINNING FUND BALANCE	**$89,231**	**$74,944**
ESTIMATED REVENUES		
Annual Assessments	$87,600	$87,600
Interest Income	$200	$200
Other Sources (Zone 1 Contribution, Gas Tax, etc.)*	$120,000	$120,000
TOTAL REVENUE AVAILABLE:	**$297,031**	**$282,744**
ESTIMATED EXPENDITURES		
Operating Expenses:		
Landscaping (including Nunn-Wilson Family Park & Basin)	($16,264)	$0
Services & Supplies	($69,000)	($80,176)
Repairs & Maintenance	($111,336)	($112,776)
Rehabilitation/Capital Replacements	$0	$0
Incidental Expenses:		
Administration	($24,294)	($33,387)
Consulting Services	($610)	($610)
County Collection Fees	($583)	($583)
TOTAL EXPENDITURES:	**($222,087)**	**($227,532)**
RESERVES		
Retention for Operating Reserves (50% allowable)	$74,944	$55,212
Available for Capital Reserves	$0	$0
BALANCE FORWARD TO ENSUING YEAR	**$74,944**	**$55,212**

*Zone 3-19 receives a contribution from Zone 1 to cover the "community" portion of Nunn-Wilson Park.

Subdivision	No. of Units	EDU Rate	No. of EDUs	Revenue
7630	95	1.00	95.00	$19,000
7657	74	1.00	74.00	$14,800
(Annexed FY01-02) 7658	38	1.00	38.00	$7,600
(Annexed FY01-02) 8656 Single Family	6	1.00	6.00	$1,200
(Annexed FY01-02) 8168	55	1.00	55.00	$11,000
(Annexed FY01-02) 8169	55	1.00	55.00	$11,000
(Annexed November 13, 2001, FY02-03) 8403	72	1.00	72.00	$14,400
8440	9	1.00	9.00	$1,800
(Annexed January 12, 2004, FY04-05) 8655	34	1.00	34.00	$6,800
Total	**438**		**438.00**	**$87,600**

ASSET LIFECYCLE REPLACEMENT PROGRAM FOR Zone 3-19 Assets Laurel Crest					
PARK / SITE	**ITEM**	**QUANTITY**	**REPLACEMENT COST PER UNIT**	**TOTAL REPLACEMENT COST**	**LIFE EXPECTANCY (Years)**
Zone 3-19 Assets					
Streetscape (Landscape ROW and/or Medians) - includes hardscape, pumps, controllers, backflows, irrigation matrix, plants/trees, trash receptacles, etc.					
	Streetscape	3.50 acres	$ 300,000	$ 1,050,000	20 Years
	Street Tree Pruning	569 Trees	$ 75	$ 42,675	
			Subtotal	**$ 1,092,675**	
Nunn-Wilson Family Park (old Dewey & Laurel Crest)					
(opened 2008)	Adult Fitness	1	$ 50,000	$ 50,000	10 Years
	B-B-Q	1	$ 600	$ 600	10 Years
	Benches	3	$ 1,200	$ 3,600	10 Years
	Drinking Fountain	1	$ 3,000	$ 3,000	8 Years
	Play Equipment 2-5	1	$ 25,000	$ 25,000	8 Years
	Play Equipment 5-12	1	$ 70,000	$ 70,000	8 Years
	Tables	6	$ 1,200	$ 7,200	10 Years
	Water Play Area	1	$ 40,000	$ 40,000	10 Years
			Subtotal	**$ 199,400**	
			Zone 3-19 Total	**$ 1,292,075**	

*Street Tree Pruning is for an estimated pruning schedule of once every 7 years. This line item is for the pruning of the trees only, not full replacement.

Maximum assessment is: $417.74/EDU
FY 2025-26 Assessments @ $417.74/EDU
288.00 EDUs
Levy Code NG

COST ESTIMATE/ANNUAL BUDGET FOR Zone 3-20 Marsh Creek Glenn		
	Estimated FY 2024-25	**Proposed FY 2025-26**
ESTIMATED BEGINNING FUND BALANCE	**$527,974**	**$231,464**
ESTIMATED REVENUES		
Annual Assessments	$117,158	$120,309
Interest Income	$350	$350
Other Sources (Zone 1 Contribution, Gas Tax, etc.)	$0	$0
TOTAL REVENUE AVAILABLE:	**$645,483**	**$352,123**
ESTIMATED EXPENDITURES		
Operating Expenses:		
Landscaping (including Marsh Creek Glenn Park)	($55,397)	($15,000)
Services & Supplies	($17,700)	($19,700)
Repairs & Maintenance	($20,904)	($20,904)
Rehabilitation/Capital Replacements (Bridge)	$0	$0
Landscape Conversions/Renovations	($200,000)	$0
Incidental Expenses:		
Administration	($118,939)	($16,626)
Consulting Services	($610)	($610)
County Collection Fees	($469)	($469)
TOTAL EXPENDITURES:	**($414,019)**	**($73,309)**
RESERVES		
Retention for Operating Reserves (50% allowable)	$207,010	$36,655
Available for Capital Reserves	$24,454	$242,159
BALANCE FORWARD TO ENSUING YEAR	**$231,464**	**$278,813**

CPI Information:	**Date**	**Actual CPI**	**Increase**	**Rate**
	June-01	190.90		$225.00
	February-18	281.31	3.56%	$331.56
	February-19	291.23	3.53%	$343.25
	February-20	299.69	2.91%	$353.22
	February-21	304.39	1.57%	$358.76
	February-22	320.20	5.19%	$377.39
	February-23	337.17	5.30%	$397.40
	February-24	345.15	2.37%	$406.80
	February-25	354.43	2.69%	$417.74

Subdivision	**No. of Units**	**EDU Rate**	**No. of EDUs**	**Revenue**
7689	104	1.00	104.00	$43,445
8391	94	1.00	94.00	$39,268
(Annexed September 9, 2002, FY03-04) 8504	12	1.00	12.00	$5,013
8648	26	1.00	26.00	$10,861
(Annexed June 14, 2004, FY04-05) 8727	27	1.00	27.00	$11,279
(Annexed November 8, 2004, FY05-06) 8765	25	1.00	25.00	$10,444
Total	**288**		**288.00**	**$120,309**

ASSET LIFECYCLE REPLACEMENT PROGRAM FOR Zone 3-20 Assets Marsh Creek Glenn					
PARK / SITE	**ITEM**	**QUANTITY**	**REPLACEMENT COST PER UNIT**	**TOTAL REPLACEMENT COST**	**LIFE EXPECTANCY (Years)**
Zone 3-20 Assets					
Streetscape (Landscape ROW and/or Medians) - includes hardscape, pumps, controllers, backflows, irrigation matrix, plants/trees, trash receptacles, etc.					
	Streetscape	0.50 acres	$ 300,000	$ 150,000	20 Years
	Street Tree Pruning	65 Trees	$ 75	$ 4,875	
			Subtotal	**$ 154,875**	
Marsh Creek Glenn Park (opened 2001)	B-B-Q	2	$ 600	$ 1,200	10 Years
	Benches	4	$ 1,200	$ 4,800	10 Years
	Drinking Fountain	1	$ 3,000	$ 3,000	8 Years
	Play Equipment 2-5	1	$ 25,000	$ 25,000	8 Years
	Tables	7	$ 1,200	$ 8,400	10 Years
	Trash Receptacles	2	$ 1,200	$ 2,400	8 Years
			Subtotal	**$ 44,800**	
			Zone 3-20 Total	**$ 199,675**	

*Street Tree Pruning is for an estimated pruning schedule of once every 7 years. This line item is for the pruning of the trees only, not full replacement.

Maximum assessment is: $366.91/EDU **Zone 3-21**
FY 2025-26 Assessments @ $366.91/EDU
103.00 EDUs
Maximum assessment is: $1,244.87/EDU **Zone 3-21A**
FY 2025-26 Assessments @ $1,244.87/EDU
1.00 EDUs
Levy Code N9

COST ESTIMATE/ANNUAL BUDGET FOR Zone 3-21 Quail Glen	Estimated FY 2024-25	Proposed FY 2025-26
ESTIMATED BEGINNING FUND BALANCE	**$119,409**	**$96,054**
ESTIMATED REVENUES		
Annual Assessments	$38,014	$39,037
Interest Income	$500	$500
Other Sources (Zone 1 Contribution, Gas Tax, etc.)	$0	$0
TOTAL REVENUE AVAILABLE:	**$157,923**	**$135,591**
ESTIMATED EXPENDITURES		
Operating Expenses:		
Landscaping	($404)	($2,500)
Services & Supplies	($17,000)	($12,500)
Repairs & Maintenance	($14,112)	($14,112)
Rehabilitation/Capital Replacements	$0	$0
Incidental Expenses:		
Administration	($29,414)	($6,407)
Consulting Services	($610)	($610)
County Collection Fees	($329)	($329)
TOTAL EXPENDITURES:	**($61,869)**	**($36,458)**
RESERVES		
Retention for Operating Reserves (50% allowable)	$30,934	$18,229
Available for Capital Reserves	$65,120	$80,903
BALANCE FORWARD TO ENSUING YEAR	**$96,054**	**$99,132**

CPI Information: Date	Actual CPI	Increase	Rate 3-21	Rate 3-21A
June-02	193.20		$200.00	
February-18	281.31	3.56%	$291.21	$988.04
February-19	291.23	3.53%	$301.48	$1,022.88
February-20	299.69	2.91%	$310.24	$1,052.60
February-21	304.39	1.57%	$315.10	$1,069.10
February-22	320.20	5.19%	$331.46	$1,124.62
February-23	337.17	5.30%	$349.04	$1,184.25
February-24	345.15	2.37%	$357.30	$1,212.27
February-25	354.43	2.69%	$366.91	$1,244.87

Subdivision	No. of Units	EDU Rate	No. of EDUs	Revenue
7359	36	1.00	36.00	$13,209
(Annexed September 2002, FY03-04) 7235	13	1.00	13.00	$4,770
(Annexed September 2002, FY03-04) 7358	43	1.00	43.00	$15,777
(Annexed September 2002, FY03-04) 7467	11	1.00	11.00	$4,036
Total	**103**		**103.00**	**$37,792**

Subdivision	No. of Units	EDU Rate	No. of EDUs	Revenue
(Annexed July 2015, FY15-16) Sedel	1	1.00	1.00	$1,245
Total	**1**		**1.00**	**$1,245**

ASSET LIFECYCLE REPLACEMENT PROGRAM FOR Zone 3-21 Quail Glen					
PARK / SITE	**ITEM**	**QUANTITY**	**REPLACEMENT COST PER UNIT**	**TOTAL REPLACEMENT COST**	**LIFE EXPECTANCY (Years)**
Zone 3-21 Assets					
Streetscape (Landscape ROW and/or Medians) - includes hardscape, pumps, controllers, backflows, irrigation matrix, plants/trees, trash receptacles, etc.					
	Streetscape	2.00 acres	$ 300,000	$ 600,000	20 Years
	Street Tree Pruning	58 Trees	$ 75	$ 4,350	
			Zone 3-21 Total	**$ 604,350**	

*Street Tree Pruning is for an estimated pruning schedule of once every 7 years. This line item is for the pruning of the trees only, not full replacement.

Maximum assessment is: $583.47/EDU
FY 2025-26 Assessments @ $583.47/EDU
589.00 EDUs
Levy Code L3

COST ESTIMATE/ANNUAL BUDGET FOR Zone 3-22 Cypress Grove	Estimated FY 2024-25	Proposed FY 2025-26
ESTIMATED BEGINNING FUND BALANCE	**$487,726**	**$417,494**
ESTIMATED REVENUES		
Annual Assessments	$334,664	$343,664
Interest Income	$1,000	$1,000
Other Sources (Zone 1 Contribution, Gas Tax, etc.)*	$10,000	$10,000
TOTAL REVENUE AVAILABLE:	**$833,390**	**$772,157**
ESTIMATED EXPENDITURES		
Operating Expenses:		
Landscaping (including Briarwood Park & Detention Pond & Buffer)	($62,906)	($105,000)
Services & Supplies	($36,400)	($24,200)
Repairs & Maintenance	($129,324)	($130,764)
Rehabilitation/Capital Replacements	$0	$0
Incidental Expenses:		
Administration	($185,994)	($38,627)
Consulting Services	($610)	($610)
County Collection Fees	($662)	($662)
TOTAL EXPENDITURES:	**($415,896)**	**($299,863)**
RESERVES		
Retention for Operating Reserves (50% allowable)	$207,948	$149,931
Available for Capital Reserves	$209,546	$322,363
BALANCE FORWARD TO ENSUING YEAR	**$417,494**	**$472,295**

*Zone 3-22 receives a contribution from Zone 1 to cover the "community" portion of Cypress Grove Park.

CPI Information:	Date	Actual CPI	Increase	Rate
	April-06	208.90		$343.90
	February-18	281.31	3.56%	$463.10
	February-19	291.23	3.53%	$479.43
	February-20	299.69	2.91%	$493.36
	February-21	304.39	1.57%	$501.09
	February-22	320.20	5.19%	$527.11
	February-23	337.17	5.30%	$555.06
	February-24	345.15	2.37%	$568.19
	February-25	354.43	2.69%	$583.47

Subdivision	No. of Units	EDU Rate	No. of EDUs	Revenue
8678	100	1.00	100.00	$58,347
8679	201	1.00	201.00	$117,277
8680	240	1.00	240.00	$140,033
8760 (Courtyards)	96	0.50	48.00	$28,007
Total	**637**		**589.00**	**$343,664**

ASSET LIFECYCLE REPLACEMENT PROGRAM FOR
Zone 3-22
Cypress Grove

PARK / SITE	ITEM	QUANTITY	REPLACEMENT COST PER UNIT	TOTAL REPLACEMENT COST	LIFE EXPECTANCY (Years)
Zone 3-22 Assets					
Streetscape (Landscape ROW and/or Medians) - includes hardscape, pumps, controllers, backflows, irrigation matrix, plants/trees, trash receptacles, etc.					
	Streetscape	4.00 acres	$ 300,000	$ 1,200,000	20 Years
	Street Tree Pruning	1,467 Trees	$ 75	$ 110,025	
			Subtotal	**$ 1,310,025**	
Cypress Grove Park					
(opened 2008)	B-B-Q	4	$ 600	$ 2,400	10 Years
	Benches	5	$ 1,920	$ 9,600	10 Years
	Drinking Fountain	2	$ 3,000	$ 6,000	8 Years
	Light poles	3	$ 3,000	$ 9,000	8 Years
	Play Equipment 2-5	1	$ 25,000	$ 25,000	8 Years
	Play Equipment 5-12	1	$ 70,000	$ 70,000	8 Years
	Tables	12	$ 1,200	$ 14,400	10 Years
	Trash Receptacles	4	$ 1,200	$ 4,800	8 Years
			Subtotal	**$ 141,200**	
Briarwood (old Cypress Grove 2 Acre Park)					
(opened 2007)	B-B-Q	2	$ 600	$ 1,200	10 Years
	Benches	5	$ 1,200	$ 6,000	10 Years
	Drinking Fountain	2	$ 3,000	$ 6,000	8 Years
	Play Equipment 5-12	1	$ 70,000	$ 70,000	8 Years
	Tables	6	$ 1,200	$ 7,200	10 Years
	Trash Receptacles	2	$ 1,200	$ 2,400	8 Years
			Subtotal	**$ 92,800**	
Cypress Grove Pond Landscaping					
(opened 2007)				$ -	
			Subtotal	**$ -**	
Cypress Trail					
	Ballards - pathway	18	$ 500	$ 9,000	10 Years
			Subtotal	**$ 9,000**	
Cypress Road ROW					
	Island Fence & Pillars	40	$ 12,500	$ 500,000	10 Years
	East Cypress Rd and Picasso Dr - 6' Fencing	1	$ 100,000	$ 100,000	15 Years
			Subtotal	**$ 600,000**	
			Zone 3-22 Total	**$ 2,153,025**	

*Street Tree Pruning is for an estimated pruning schedule of once every 7 years. This line item is for the pruning of the trees only, not full replacement.

Maximum assessment is: $676.26/EDU
FY 2025-26 Assessments @ $676.26/EDU
795.00 EDUs
Levy Code L6

COST ESTIMATE/ANNUAL BUDGET FOR Zone 3-23 South Oakley	Estimated FY 2024-25	Proposed FY 2025-26
ESTIMATED BEGINNING FUND BALANCE	**$680,282**	**$619,211**
ESTIMATED REVENUES		
Annual Assessments	$510,706	$537,627
Interest Income	$300	$300
Other Sources (Zone 1 Contribution, Gas Tax, etc.)*	$10,000	$10,000
TOTAL REVENUE AVAILABLE:	**$1,201,288**	**$1,167,137**
ESTIMATED EXPENDITURES		
Operating Expenses:		
Landscaping (including Live Oak Ranch, Simoni Ranch, Riata & Heartwood Parks)	($66,973)	($50,000)
Services & Supplies	($121,400)	($160,300)
Repairs & Maintenance	($206,184)	($206,182)
Rehabilitation/Capital Replacements	$0	$0
Landscape Conversions/Renovations	$0	$0
Incidental Expenses:		
Administration	($185,994)	($65,744)
Consulting Services	($610)	($610)
County Collection Fees	($916)	($916)
TOTAL EXPENDITURES:	**($582,077)**	**($483,752)**
RESERVES		
Retention for Operating Reserves (50% allowable)	$291,038	$241,876
Available for Capital Reserves	$328,172	$441,509
BALANCE FORWARD TO ENSUING YEAR	**$619,211**	**$683,385**

*Zone 3-23 receives a contribution from Zone 1 to cover the "community" portions of Shady Oak Park.

CPI Information:	Date	Actual CPI	Increase	Rate
	April-06	208.90		$398.60
	February-18	281.31	3.56%	$536.75
	February-19	291.23	3.53%	$555.68
	February-20	299.69	2.91%	$571.82
	February-21	304.39	1.57%	$580.78
	February-22	320.20	5.19%	$610.94
	February-23	337.17	5.30%	$643.33
	February-24	345.15	2.37%	$658.55
	February-25	354.43	2.69%	$676.26

Subdivision	No. of Units or Acreage	EDU Rate	No. of EDUs	Revenue
7662 - VSFR	2	0.50	1.00	$676
7662 - SFR	80	1.00	80.00	$54,101
8760 - VSFR	133	0.50	66.50	$44,971
8760 - SFR	0	1.00	0.00	$0
7681 - SFR	40	1.00	40.00	$27,050
8541 - SFR	354	1.00	354.00	$239,396
(Anx July 9, 2007, FY07-08) 8530 - SFR	110	1.00	110.00	$74,389
(Anx July 9, 2007, FY07-08) 8734 - VSFR	23	0.50	11.50	$7,777
(Anx July 9, 2007, FY07-08) 8734 - SFR	3	1.00	3.00	$2,029
(Anx July 9, 2007, FY07-08) 8736 - VSFR	5	0.50	2.50	$1,691
(Anx July 9, 2007, FY07-08) 8736 - SFR	37	1.00	37.00	$25,022
(Anx July 9, 2007, FY07-08) 8916 - SFR	41	1.00	41.00	$27,727
(Anx July 9, 2007, FY07-08) 8981 - SFR	17	1.00	17.00	$11,496
(FY17-18) 9183 - AG	8.70	0.50	1.50	$1,014
(Anx Aug 9, 2011, FY11-12) 9183 - SFR	10	1.00	10.00	$6,763
(Anx July 2015, FY15-16) 9104 - SFR	20	1.00	20.00	$13,525
Total			**795.00**	**$537,627**

ASSET LIFECYCLE REPLACEMENT PROGRAM FOR
Zone 3-23
South Oakley

PARK / SITE	ITEM	QUANTITY	REPLACEMENT COST PER UNIT	TOTAL REPLACEMENT COST	LIFE EXPECTANCY (Years)
Zone 3-23 Assets					
Streetscape (Landscape ROW and/or Medians) - includes hardscape, pumps, controllers, backflows, irrigation matrix, plants/trees, trash receptacles, etc.					
	Streetscape	6.00 acres	$ 300,000	$ 1,800,000	20 Years
	Street Tree Pruning	1,081 Trees	$ 75	$ 81,075	
			Subtotal	**$ 1,881,075**	
Live Oak Ranch Park (opened 2007)	Benches		$ 500	$ -	10 Years
	Drinking Fountain		$ 2,000	$ -	8 Years
	Light poles		$ 3,000	$ -	10 Years
	Monument sign		$ 4,000	$ -	12 Years
	Picnic Tables		$ 1,000	$ -	10 Years
	Trash Receptacles		$ 600	$ -	8 Years
	Well Pump/electrical		$ 75,000	$ -	10 Years
			Subtotal	**$ -**	
Simoni Ranch Park (opened 2007)	Ballards- lights	7	$ 2,700	$ 18,900	8 Years
	Benches	6	$ 1,200	$ 7,200	10 Years
	Fencing (Gehringer)		$ 20,000	$ 20,000	15 Years
	Trash Receptacles	2	$ 1,200	$ 2,400	8 Years
			Subtotal	**$ 48,500**	
Heartwood Park (opened 2008)	Benches	7	$ 1,200	$ 8,400	10 Years
	Light poles	3	$ 3,000	$ 9,000	8 Years
	Monument sign	2	$ 9,000	$ 18,000	8 Years
	Pylaster	1	$ -	$ -	8 Years
	Play Equipment 5-12	1	$ 70,000	$ 70,000	8 Years
	Shade Structure (trellis)	1	$ 50,000	$ 50,000	8 Years
	Tables	2	$ 1,200	$ 2,400	10 Years
	Trash Receptacles	3	$ 1,200	$ 3,600	8 Years
			Subtotal	**$ 161,400**	
Riata Park (opened 2007)	Ballards - pathway	1	$ 500	$ 500	10 Years
	Benches	4	$ 1,200	$ 4,800	10 Years
	Light poles	3	$ 3,000	$ 9,000	8 Years
	Play Equipment 5-12	1	$ 70,000	$ 70,000	8 Years
	Shade Structure (trellis)	1	$ 50,000	$ 50,000	8 Years
	Tables	3	$ 1,200	$ 3,600	10 Years
	Trash Receptacles	4	$ 1,200	$ 4,800	8 Years
			Subtotal	**$ 142,700**	
Shady Oak Park (opened 2008)	Basketball Half-Court	1	$ 20,000	$ 20,000	15 Years
	Ball Diamond Backstop	1	$ 35,000	$ 35,000	15 Years
	Bocce Ball Court	1	$ 4,000	$ 4,000	10 Years
	Benches	8	$ 500	$ 4,000	10 Years
	Drinking Fountain	1	$ 2,000	$ 2,000	8 Years
	Light poles	3	$ 3,000	$ 9,000	10 Years
	Monument sign	1	$ 4,000	$ 4,000	12 Years
	Play Equipment 5-12	1	$ 100,000	$ 100,000	10 Years
	Picnic Tables	7	$ 1,000	$ 7,000	10 Years
	Trash Receptacles	8	$ 600	$ 4,800	8 Years
	Well Pump/electrical	1	$ 75,000	$ 75,000	10 Years
			Subtotal	**$ 264,800**	
Rose/Carpenter Park (future)	Basketball Half-Court		$ 20,000	$ -	15 Years
	Ball Diamond Backstop		$ 35,000	$ -	15 Years
	Bocce Ball Court		$ 4,000	$ -	10 Years
	Benches		$ 500	$ -	10 Years
	Drinking Fountain		$ 2,000	$ -	8 Years
	Light poles		$ 3,000	$ -	10 Years
	Monument sign		$ 4,000	$ -	12 Years
	Play Equipment 5-12		$ 100,000	$ -	10 Years
	Picnic Tables		$ 1,000	$ -	10 Years
	Trash Receptacles		$ 600	$ -	8 Years
	Well Pump/electrical		$ 75,000	$ -	10 Years
			Subtotal	**$ -**	
			Zone 3-23 Total	**$ 2,498,475**	

*Street Tree Pruning is for an estimated pruning schedule of once every 7 years. This line item is for the pruning of the trees only, not full replacement.

Maximum assessment is: $1,015.84/EDU
FY 2025-26 Assessments @ $524.74/EDU
171.50 EDUs
Levy Code L9

COST ESTIMATE/ANNUAL BUDGET FOR Zone 3-24 Reserve/Stonecreek	Estimated FY 2024-25	Proposed FY 2025-26
ESTIMATED BEGINNING FUND BALANCE	**$511,751**	**$424,490**
ESTIMATED REVENUES		
Annual Assessments	$85,707	$89,993
Interest Income	$300	$300
Other Sources (Zone 1 Contribution, Gas Tax, etc.)	$0	$0
TOTAL REVENUE AVAILABLE:	**$597,758**	**$514,783**
ESTIMATED EXPENDITURES		
Operating Expenses:		
Landscaping	($32,396)	($7,500)
Services & Supplies	$0	$0
Repairs & Maintenance	($12,000)	($8,820)
Rehabilitation/Capital Replacements	$0	$0
Incidental Expenses:		
Administration	($127,883)	($8,517)
Consulting Services	($610)	($610)
County Collection Fees	($379)	($379)
TOTAL EXPENDITURES:	**($173,269)**	**($25,827)**
RESERVES		
Retention for Operating Reserves (50% allowable)	$86,634	$12,913
Available for Capital Reserves	$337,856	$476,043
BALANCE FORWARD TO ENSUING YEAR	**$424,490**	**$488,956**

CPI Information:

Date	Actual CPI	Increase	Rate
April-06	208.90		$598.73
February-18	281.31	3.56%	$806.26
February-19	291.23	3.53%	$834.69
February-20	299.69	2.91%	$858.94
February-21	304.39	1.57%	$872.40
February-22	320.20	5.19%	$917.71
February-23	337.17	5.30%	$966.37
February-24	345.15	2.37%	$989.24
February-25	354.43	2.69%	$1,015.84

Subdivision	No. of Units or Acreage	EDU Rate	No. of EDUs	Revenue
8737 - SFR	58	1.00	58.00	$30,435
8973 - VSFR	39.51	0.50	1.50	$787
8973 - AG	10.61	0.50	3.00	$1,574
8994 - SFR	109	1.00	109.00	$57,197
			171.50	**$89,993**

ASSET LIFECYCLE REPLACEMENT PROGRAM FOR Zone 3-24 Assets Reserve/Stonecreek					
PARK / SITE	**ITEM**	**QUANTITY**	**REPLACEMENT COST PER UNIT**	**TOTAL REPLACEMENT COST**	**LIFE EXPECTANCY (Years)**
Zone 3-24 Assets					
Streetscape (Landscape ROW and/or Medians) - includes hardscape, pumps, controllers, backflows, irrigation matrix, plants/trees, trash receptacles, etc.					
	Streetscape	4.00 acres	$ 300,000	$ 1,200,000	20 Years
	Street Tree Pruning	2 Trees	$ 75	$ 150	
			Subtotal	**$ 1,200,150**	
Stonecreek Detention Pond Buffer					
(future)	Ballards - pathway		$ 500	$ -	10 Years
	Ballards- lights		$ 2,700	$ -	8 Years
	Banner poles		$ 335	$ -	8 Years
	B-B-Q		$ 600	$ -	10 Years
	Benches		$ 1,200	$ -	10 Years
	Drinking Fountain		$ 3,000	$ -	8 Years
	Light poles		$ 3,000	$ -	8 Years
	Play Equipment 2-5		$ 25,000	$ -	8 Years
	Play Equipment 5-12		$ 70,000	$ -	8 Years
	Shade Structure (trellis)		$ 50,000	$ -	8 Years
	Tables		$ 1,200	$ -	10 Years
	Trash Receptacles		$ 1,200	$ -	8 Years
			Subtotal	**$ -**	
Teton Road Park					
(future)	Ballards - pathway		$ 500	$ -	10 Years
	Ballards- lights		$ 2,700	$ -	8 Years
	Banner poles		$ 335	$ -	8 Years
	B-B-Q		$ 600	$ -	10 Years
	Benches		$ 1,200	$ -	10 Years
	Drinking Fountain		$ 3,000	$ -	8 Years
	Light poles		$ 3,000	$ -	8 Years
	Play Equipment 2-5		$ 25,000	$ -	8 Years
	Play Equipment 5-12		$ 70,000	$ -	8 Years
	Shade Structure (trellis)		$ 50,000	$ -	8 Years
	Tables		$ 1,200	$ -	10 Years
	Trash Receptacles		$ 1,200	$ -	8 Years
			Subtotal	**$ -**	
			Zone 3-24 Total	**$ 1,200,150**	

*Street Tree Pruning is for an estimated pruning schedule of once every 7 years. This line item is for the pruning of the trees only, not full replacement.

Maximum assessment is: $1,865.47/EDU
FY 2025-26 Assessments @ $1,865.47/EDU
554.66 EDUs
Levy Code NZ

COST ESTIMATE/ANNUAL BUDGET FOR Zone 3-25 Magnolia Park	Estimated FY 2024-25	Proposed FY 2025-26
ESTIMATED BEGINNING FUND BALANCE	**$2,723,888**	**$2,693,319**
ESTIMATED REVENUES		
Annual Assessments	$1,007,610	$1,034,702
Interest Income	$2,000	$2,000
Other Sources (Zone 1 Contribution, Gas Tax, etc.)*	$10,000	$10,000
TOTAL REVENUE AVAILABLE:	**$3,743,498**	**$3,740,020**
ESTIMATED EXPENDITURES		
Operating Expenses:		
Landscaping (including Novarina Trail Pk & Daffodil Pk)	($239,836)	($100,000)
Services & Supplies	($300,400)	($199,400)
Repairs & Maintenance	($201,984)	($204,864)
Rehabilitation/Capital Replacements	$0	($1,200,000)
Landscape Conversions/Renovations	$0	$0
Incidental Expenses:		
Administration	($306,679)	($122,436)
Consulting Services	($610)	($610)
County Collection Fees	($670)	($670)
TOTAL EXPENDITURES:	**($1,050,179)**	**($1,827,981)**
RESERVES		
Retention for Operating Reserves (50% allowable)	$525,090	$913,990
Available for Capital Reserves	$2,168,229	$998,049
BALANCE FORWARD TO ENSUING YEAR	**$2,693,319**	**$1,912,039**

*Zone 3-25 receives a contribution from Zone 1 to cover the "community" portion of Magnolia Park.

CPI Information:	Date	Actual CPI	Increase	Rate
	June-06	209.10		$1,100.55
	February-18	281.31	3.56%	$1,480.60
	February-19	291.23	3.53%	$1,532.81
	February-20	299.69	2.91%	$1,577.35
	February-21	304.39	1.57%	$1,602.07
	February-22	320.20	5.19%	$1,685.27
	February-23	337.17	5.30%	$1,774.63
	February-24	345.15	2.37%	$1,816.62
	February-25	354.43	2.69%	$1,865.47

Subdivision	No. of Units or Acreage	EDU Rate	No. of EDUs	Revenue
8731 - SFR	388	1.00	388.00	$723,802
8731 - COMREC	9.92	1.00	3.00	$5,596
8731 - COM	0.86	1.00	1.00	$1,865
8731 - REMAINDER COM - VAC	0.17	0.50	0.50	$933
8731 - REMAINDER COM	0.64	1.00	1.00	$1,865
(Anx Aug 9, 2011, FY11-12) 9199 - SFR	43	1.00	43.00	$80,215
(Anx Aug 9, 2011, FY11-12) 9274 - SFR	117	1.00	117.00	$218,260
8731 - REMAINDER - SCHOOL	1.16	1.00	1.16	$2,168
Total			**554.66**	**$1,034,705**

ASSET LIFECYCLE REPLACEMENT PROGRAM FOR
Zone 3-25
Magnolia Park

PARK / SITE	ITEM	QUANTITY	REPLACEMENT COST PER UNIT	TOTAL REPLACEMENT COST	LIFE EXPECTANCY (Years)
Zone 3-25 Assets					
Streetscape (Landscape ROW and/or Medians) - includes hardscape, pumps, controllers, backflows, irrigation matrix, plants/trees, trash receptacles, etc.					
	Streetscape	6.00 acres	$ 300,000	$ 1,800,000	20 Years
	Street Tree Pruning	1,235 Trees	$ 75	$ 92,625	
			Subtotal	**$ 1,892,625**	
Magnolia Park (Parcel D)					
(opened 2008)	Ballards - pathway	2	$ 500	$ 1,000	10 Years
	Basketball ct/skate area	1	$ -	$ -	8 Years
	Monument sign	1	$ 9,000	$ 9,000	10 Years
	Benches(8) + dugout benches(2)	10	$ 1,200	$ 12,000	10 Years
	Drinking Fountain	1	$ 3,000	$ 3,000	8 Years
	Well Pumps/Electric for Irrigation	1	$ 75,000	$ 75,000	8 Years
	Well Redrilling for irrigation water	1	$ 100,000	$ 100,000	50 Years
	Light poles	5	$ 3,000	$ 15,000	8 Years
	Play Equipment 2-5	1	$ 25,000	$ 25,000	8 Years
	Play Equipment 5-12	1	$ 70,000	$ 70,000	8 Years
	Shade Structure (cooltoppers)	4	$ 50,000	$ 200,000	8 Years
	Tables	4	$ 1,200	$ 4,800	10 Years
	Trash Receptacles	5	$ 1,200	$ 6,000	8 Years
			Subtotal	**$ 520,800**	
Novarina Trail Park (Parcel E & F)					
(opened 2008)	Ballards - pathway	5	$ 500	$ 2,500	10 Years
	Benches	4	$ 1,200	$ 4,800	10 Years
	Drinking Fountain	1	$ 3,000	$ 3,000	8 Years
	Play Equipment 5-12	1	$ 70,000	$ 70,000	8 Years
	Shade Structure (cooltoppers)	3	$ 50,000	$ 150,000	8 Years
	Tables	6	$ 1,200	$ 7,200	10 Years
	Trash Receptacles	4	$ 1,200	$ 4,800	8 Years
			Subtotal	**$ 242,300**	
Daffodil Park (Parcel G)					
(opened 2009)	Ballards - pathway	2	$ 500	$ 1,000	10 Years
	Benches	5	$ 1,200	$ 6,000	10 Years
	Drinking Fountain	1	$ 3,000	$ 3,000	8 Years
	Play Equipment 5-12	1	$ 70,000	$ 70,000	8 Years
	Shade Structure (cooltoppers)	1	$ 50,000	$ 50,000	8 Years
	Tables	2	$ 1,200	$ 2,400	10 Years
	Trash Receptacles	4	$ 1,200	$ 4,800	8 Years
			Subtotal	**$ 137,200**	
			Zone 3-25 Total	**$ 2,792,925**	

*Street Tree Pruning is for an estimated pruning schedule of once every 7 years. This line item is for the pruning of the trees only, not full replacement.

Maximum assessment is: $2,453.72/EDU
FY 2025-26 Assessments @ $1,016.93/EDU
632.37 EDUs
Levy Code N3

COST ESTIMATE/ANNUAL BUDGET FOR Zone 3-26 Summer Lake South	Estimated FY 2024-25	Proposed FY 2025-26
ESTIMATED BEGINNING FUND BALANCE	**$1,499,015**	**$1,456,663**
ESTIMATED REVENUES		
Annual Assessments	$612,450	$643,076
Interest Income	$2,000	$2,000
Other Sources (Zone 1 Contribution, Gas Tax, etc.)*	$25,000	$25,000
TOTAL REVENUE AVAILABLE:	**$2,138,465**	**$2,126,739**
ESTIMATED EXPENDITURES		
Operating Expenses:		
Landscaping (including Lakewood, Manresa, & Sycamore Park)**	($141,301)	($85,000)
Services & Supplies	($71,000)	($88,650)
Repairs & Maintenance	($161,484)	($161,484)
Rehabilitation/Capital Replacements	$0	$0
Landscape Conversions/Renovations	$0	$0
Incidental Expenses:		
Administration	($306,679)	($62,324)
Consulting Services	($610)	($610)
County Collection Fees	($728)	($728)
TOTAL EXPENDITURES:	**($681,802)**	**($398,796)**
RESERVES		
Retention for Operating Reserves (50% allowable)	$340,901	$199,398
Available for Capital Reserves	$1,115,762	$1,528,545
BALANCE FORWARD TO ENSUING YEAR	**$1,456,663**	**$1,727,943**

*Zone 3-26 receives a contribution from Zone 1 to cover the "community" portion of Summer Lake Park.
**It is assumed the City of Oakley maintains the Park areas and the Homeowner's Association maintains streetscape.

CPI Information:	Date	Actual CPI	Increase	Rate
	June-05	201.20		$1,353.53
	February-18	281.31	3.56%	$1,939.23
	February-19	291.23	3.53%	$2,007.60
	February-20	299.69	2.91%	$2,065.94
	February-21	304.39	1.57%	$2,107.26
	February-22	320.20	5.19%	$2,216.70
	February-23	337.17	5.30%	$2,334.24
	February-24	345.15	2.37%	$2,389.47
	February-25	354.43	2.69%	$2,453.72

Subdivision	No. of Units or Acreage	EDU Rate	No. of EDUs	Revenue
8900 - SFR	196	1.00	196.00	$199,318
8955 - VSFR	1	0.50	0.50	$508
8955 - SFR	291	1.00	291.00	$295,927
7562 - SFR	138	1.00	138.00	$140,336
School - IMP	10.08	1.00	3.00	$3,051
Canoe Club - INST	2.54	1.00	2.54	$2,583
HOA Daycare - INST	1.33	1.00	1.33	$1,353
Total			**632.37**	**$643,076**

ASSET LIFECYCLE REPLACEMENT PROGRAM FOR
Zone 3-26 Assets
Summer Lake South

PARK / SITE	ITEM	QUANTITY	REPLACEMENT COST PER UNIT	TOTAL REPLACEMENT COST	LIFE EXPECTANCY (Years)
Zone 3-26 Assets					
Streetscape (Landscape ROW and/or Medians) - includes hardscape, pumps, controllers, backflows, irrigation matrix, plants/trees, trash receptacles, etc.					
	Streetscape	0.00 acres	$ 300,000	$ -	20 Years
	Street Tree Pruning in Parks	510 Trees	$ 75	$ 38,250	7 Years
			Subtotal	**$ 38,250**	
Summer Lake Park					
(opened 2008)	Ballards - pathway	14	$ 500	$ 7,000	10 Years
	B-B-Q	6	$ 600	$ 3,600	10 Years
	Benches	41	$ 1,200	$ 49,200	10 Years
	Drinking Fountain	1	$ 3,000	$ 3,000	8 Years
	Play Equipment 2-5	1	$ 25,000	$ 25,000	8 Years
	Play Equipment 5-12	1	$ 70,000	$ 70,000	8 Years
	Restroom	1	$ 100,000	$ 100,000	20 Years
	Shade Structure (cooltoppers)	3	$ 50,000	$ 150,000	8 Years
	Tables	38	$ 1,200	$ 45,600	10 Years
	Trash Receptacles	11	$ 1,200	$ 13,200	8 Years
			Subtotal	**$ 466,600**	
Lakewood Park					
(opened 2009)	Ballards - pathway	5	$ 500	$ 2,500	10 Years
	Benches	3	$ 1,200	$ 3,600	10 Years
	Drinking Fountain	1	$ 3,000	$ 3,000	8 Years
	Play Equipment 2-5	1	$ 25,000	$ 25,000	8 Years
	Play Equipment 5-12	1	$ 70,000	$ 70,000	8 Years
	Shade Structure (cooltoppers)	3	$ 50,000	$ 150,000	8 Years
	Tables	2	$ 1,200	$ 2,400	10 Years
	Trash Receptacles	3	$ 1,200	$ 3,600	8 Years
			Subtotal	**$ 260,100**	
Manresa Park					
(opened 2009)	Ballards - pathway	7	$ 500	$ 3,500	10 Years
	Benches	3	$ 1,200	$ 3,600	10 Years
	Tables	2	$ 1,200	$ 2,400	10 Years
	Trash Receptacles	2	$ 1,200	$ 2,400	8 Years
			Subtotal	**$ 11,900**	
Sycamore Park					
(opened 2009)	Ballards - pathway	2	$ 500	$ 1,000	10 Years
	Benches	2	$ 1,200	$ 2,400	10 Years
	Trash Receptacles	2	$ 1,200	$ 2,400	8 Years
			Subtotal	**$ 5,800**	
Lakeside Park					
(opened 2014)	Ballards - pathway	25	$ 500	$ 12,500	10 Years
	Bike Rack	1	$ 300	$ 300	10 Years
	Benches	3	$ 1,200	$ 3,600	10 Years
	Drinking Fountain	1	$ 3,000	$ 3,000	8 Years
	Play Equipment 2-5	1	$ 25,000	$ 25,000	8 Years
	Play Equipment 5-12	1	$ 70,000	$ 70,000	8 Years
	Shade Structure	1	$ 50,000	$ 50,000	8 Years
	Tables	3	$ 1,200	$ 3,600	10 Years
	Trash Receptacles	2	$ 1,200	$ 2,400	8 Years
			Subtotal	**$ 170,400**	
Leeward Park					
(opened 2014)	Ballards - pathway	3	$ 500	$ 1,500	10 Years
	Benches	2	$ 1,200	$ 2,400	10 Years
	Fitness Equipment	3	$ 5,000	$ 15,000	8 Years
	Tables	2	$ 1,200	$ 2,400	10 Years
	Trash Receptacles	1	$ 1,200	$ 1,200	8 Years
			Subtotal	**$ 22,500**	
North Lakeside Park					
(future)	Ballards - pathway		$ 500	$ -	10 Years
	Benches		$ 1,200	$ -	10 Years
	Drinking Fountain		$ 3,000	$ -	8 Years
	Play Equipment 5-12		$ 70,000	$ -	8 Years
	Shade Structure (cooltoppers)		$ 50,000	$ -	8 Years
	Tables		$ 1,200	$ -	10 Years
	Trash Receptacles		$ 1,200	$ -	8 Years
			Subtotal	**$ -**	
Greenbelt					
(future)	Ballards - pathway		$ 500	$ -	10 Years
	Benches		$ 1,200	$ -	10 Years
	Drinking Fountain		$ 3,000	$ -	8 Years
	Play Equipment 5-12		$ 70,000	$ -	8 Years
	Shade Structure (cooltoppers)		$ 50,000	$ -	8 Years
	Tables		$ 1,200	$ -	10 Years
	Trash Receptacles		$ 1,200	$ -	8 Years
			Subtotal	**$ -**	
			Zone 3-26 Total	**$ 975,550**	

*Street Tree Pruning is for an estimated pruning schedule of once every 7 years. This line item is for the pruning of the trees only, not full replacement.

APPENDIX D

Benefit Zone 2
Streetlighting

Equivalent Dwelling Units
by Land Use Classification

Benefit Zone No. 2 - Street Lighting Equivalent Dwelling Units by Land Use Classification

Classification	County Land Use Code	Intensity Factor	Pedestrian Factor	Security Factor	Total Equivalent Dwelling Units
1. Single Family Residential					
A. Single Family Homes	11, 12, 13, 14, 19, 61	0.250	0.500	0.250	1.000
B. Condominiums	29	0.250	0.125	0.125	0.500
2. Multiple Family Residential					
A. Two	21	0.250	1.250	0.500	2.000
B. Three	22, 24	0.250	2.250	0.500	3.000
C. Four	23	0.500	3.000	0.500	4.000
D. Five to Twelve	25	0.500	3.500	1.000	5.000
E. Thirteen to Twenty-four	26	0.750	4.000	1.250	6.000
F. Twenty-five to Fifty-nine	27	0.750	4.500	1.750	7.000
G. Sixty or more	28	1.000	5.000	2.000	8.000
3. Commercial					
A. Commercial stores (not supermarket)	31	1.000	3.000	1.000	5.000
B. Small grocery stores	32	1.000	3.000	1.000	5.000
C. Office buildings	33	1.000	3.000	1.000	5.000
D. Medical-dental offices	34	1.000	3.000	1.000	5.000
E. Service stations, car washes/bulk plants	35	1.000	3.000	1.000	5.000
F. Garages	36	1.000	3.000	1.000	5.000
G. Community facilities, recreational, etc.	37	1.000	3.000	1.000	5.000
H. Golf Courses	38	1.000	3.000	1.000	5.000
I. Bowling Alleys	39	1.000	3.000	1.000	5.000
J. Boat harbors	40	1.000	3.000	1.000	5.000
K. Supermarkets (not in shopping centers)	41	1.000	3.000	1.000	5.000
L. Shopping centers	42	1.000	3.000	1.000	5.000
M. Financial office buildings	43	1.000	3.000	1.000	5.000
N. Hotels, motels, mobile homes	44	1.000	3.000	1.000	5.000
O. Theaters	45	1.000	3.000	1.000	5.000
P. Drive-in restaurants	46	1.000	3.000	1.000	5.000
Q. Restaurants	47	1.000	3.000	1.000	5.000
R. Mixed multiple/commercial	48	1.000	3.000	1.000	5.000
S. New car agencies	49	1.000	3.000	1.000	5.000
4. Industrial					
A. Industrial parks	51, 52	1.000	3.000	1.000	5.000
B. Industrial	53, 54, 56	1.000	3.000	1.000	5.000
C. Warehouses	55	1.000	3.000	1.000	5.000
5. Institutional					
A. Convalescent hospitals & rest homes	70	1.000	3.000	1.000	5.000
B. Churches	71	1.000	3.000	1.000	5.000
C. Cemeteries, Mortuaries	74	1.000	3.000	1.000	5.000
D. Fraternal & service organizations	75	1.000	3.000	1.000	5.000
6. Miscellaneous Properties					
A. Vacant Land	15, 16, 17, 18, 20, 30, 50	0.250	0.000	0.250	0.500
B. Vacant Land	62, 63, 64, 65, 66, 67, 68, 69	0.250	0.000	0.250	0.500

APPENDIX E

Assessment Roll
Fiscal Year 2025-26

CITY OF OAKLEY
STREET LIGHTING AND LANDSCAPE ASESSMENT DISTRICT
ZONES 1, 2,
FINAL ASSESSMENT ROLL
FISCAL YEAR 2025-26

Sorted by Zone & Assessor's Parcel Number

Assessor's Parcel Number	Park Amount	Street Light Amount	Landscape Amount
032-010-007	$31.88	$0.00	$0.00
032-010-010	$31.88	$0.00	$0.00
032-010-011	$31.88	$0.00	$0.00
032-020-006	$95.64	$0.00	$0.00
032-060-001	$31.88	$0.00	$0.00
032-060-002	$31.88	$0.00	$0.00
032-060-003	$31.88	$0.00	$0.00
032-060-004	$31.88	$0.00	$0.00
032-060-005	$31.88	$0.00	$0.00
032-060-006	$31.88	$0.00	$0.00
032-060-007	$31.88	$0.00	$0.00
032-060-008	$31.88	$0.00	$0.00
032-060-009	$31.88	$0.00	$0.00
032-060-010	$31.88	$0.00	$0.00
032-060-011	$15.94	$0.00	$0.00
032-060-012	$31.88	$0.00	$0.00
032-060-013	$31.88	$0.00	$0.00
032-060-014	$31.88	$0.00	$0.00
032-060-016	$31.88	$0.00	$0.00
032-060-017	$31.88	$0.00	$0.00
032-060-018	$31.88	$0.00	$0.00
032-060-019	$31.88	$0.00	$0.00
032-070-001	$31.88	$0.00	$0.00
032-070-002	$15.94	$0.00	$0.00
032-070-005	$15.94	$0.00	$0.00
032-070-006	$31.88	$0.00	$0.00
032-070-007	$31.88	$0.00	$0.00
032-070-008	$31.88	$0.00	$0.00
032-070-009	$31.88	$0.00	$0.00
032-070-010	$31.88	$0.00	$0.00
032-070-011	$15.94	$0.00	$0.00
032-070-018	$31.88	$0.00	$0.00
032-070-019	$31.88	$0.00	$0.00
032-070-022	$31.88	$0.00	$0.00
032-070-023	$31.88	$0.00	$0.00
032-070-024	$31.88	$0.00	$0.00
032-081-003	$31.88	$0.00	$0.00
032-081-017	$95.64	$0.00	$0.00
032-081-019	$95.64	$0.00	$0.00
032-082-004	$47.82	$0.00	$0.00
032-082-005	$47.82	$0.00	$0.00
032-082-008	$47.82	$0.00	$0.00
032-082-009	$95.64	$0.00	$0.00
032-082-010	$47.82	$0.00	$0.00
032-082-011	$47.82	$0.00	$0.00
032-082-013	$47.82	$0.00	$0.00
032-082-014	$377.72	$74.92	$0.00
032-082-015	$15.94	$0.00	$0.00
032-340-015	$15.94	$0.00	$0.00
032-340-017	$15.94	$0.00	$0.00
032-370-012	$377.72	$0.00	$0.00
032-370-023	$15.94	$0.00	$0.00
032-370-024	$15.94	$0.00	$0.00
032-370-025	$15.94	$0.00	$0.00
032-370-026	$31.88	$0.00	$0.00
032-370-027	$31.88	$0.00	$0.00
033-012-007	$31.88	$0.00	$0.00
033-012-008	$31.88	$0.00	$0.00
033-012-009	$31.88	$0.00	$0.00
033-012-012	$31.88	$0.00	$0.00
033-020-011	$31.88	$0.00	$0.00
033-030-002	$31.88	$0.00	$0.00
033-030-030	$31.88	$0.00	$0.00
033-030-031	$47.82	$0.00	$0.00
033-030-034	$31.88	$0.00	$0.00
033-030-035	$31.88	$0.00	$0.00
033-030-046	$31.88	$0.00	$0.00
033-030-047	$31.88	$0.00	$0.00
033-030-048	$31.88	$0.00	$0.00
033-030-049	$31.88	$0.00	$0.00
033-040-001	$31.88	$14.94	$0.00
033-040-002	$31.88	$14.94	$0.00
033-040-005	$15.94	$7.46	$0.00
033-040-006	$63.76	$29.88	$0.00
033-040-007	$31.88	$14.94	$0.00
033-040-008	$31.88	$14.94	$0.00
033-040-009	$31.88	$14.94	$0.00
033-040-010	$31.88	$14.94	$0.00
033-040-011	$15.94	$7.46	$0.00
033-040-012	$31.88	$14.94	$0.00
033-040-014	$31.88	$14.94	$0.00
033-040-015	$31.88	$14.94	$0.00
033-040-016	$31.88	$14.94	$0.00
033-040-017	$15.94	$7.46	$0.00
033-040-018	$31.88	$14.94	$0.00
033-040-019	$31.88	$14.94	$0.00
033-040-020	$31.88	$14.94	$0.00
033-040-021	$31.88	$14.94	$0.00
033-040-022	$31.88	$14.94	$0.00
033-040-023	$31.88	$14.94	$0.00
033-040-024	$31.88	$14.94	$0.00
033-040-025	$31.88	$14.94	$0.00
033-040-026	$31.88	$14.94	$0.00
033-040-027	$31.88	$14.94	$0.00
033-040-028	$31.88	$14.94	$0.00
033-040-029	$31.88	$74.70	$0.00
033-040-030	$31.88	$74.70	$0.00
033-040-032	$31.88	$14.94	$0.00
033-040-033	$31.88	$14.94	$0.00
033-040-035	$31.88	$14.94	$0.00
033-040-036	$31.88	$14.94	$0.00
033-040-037	$31.88	$14.94	$0.00
033-040-038	$31.88	$14.94	$0.00
033-051-001	$15.94	$7.46	$0.00
033-051-002	$31.88	$14.94	$0.00
033-051-004	$31.88	$14.94	$0.00
033-051-005	$31.88	$14.94	$0.00
033-051-006	$31.88	$14.94	$0.00
033-051-007	$31.88	$14.94	$0.00
033-051-008	$31.88	$14.94	$0.00
033-051-009	$31.88	$14.94	$0.00
033-051-010	$31.88	$14.94	$0.00
033-051-011	$31.88	$14.94	$0.00
033-051-012	$31.88	$14.94	$0.00
033-051-013	$31.88	$14.94	$0.00
033-051-014	$31.88	$14.94	$0.00
033-051-015	$31.88	$14.94	$0.00
033-051-016	$31.88	$14.94	$0.00
033-051-017	$31.88	$14.94	$0.00
033-051-018	$31.88	$14.94	$0.00
033-052-002	$31.88	$14.94	$0.00
033-052-003	$31.88	$14.94	$0.00
033-052-004	$31.88	$14.94	$0.00
033-052-005	$31.88	$14.94	$0.00
033-052-006	$31.88	$14.94	$0.00
033-052-008	$63.76	$29.88	$0.00
033-052-009	$31.88	$74.70	$0.00
033-052-010	$31.88	$74.70	$0.00
033-052-011	$15.94	$44.82	$0.00
033-052-012	$31.88	$14.94	$0.00
033-052-013	$31.88	$14.94	$0.00
033-052-014	$31.88	$14.94	$0.00
033-052-015	$31.88	$14.94	$0.00
033-052-016	$31.88	$14.94	$0.00
033-052-017	$31.88	$14.94	$0.00
033-052-018	$31.88	$14.94	$0.00
033-052-019	$31.88	$14.94	$0.00
033-052-020	$31.88	$14.94	$0.00
033-052-021	$31.88	$14.94	$0.00
033-052-022	$31.88	$14.94	$0.00
033-052-023	$31.88	$14.94	$0.00
033-052-024	$31.88	$14.94	$0.00
033-052-025	$31.88	$14.94	$0.00
033-053-008	$31.88	$14.94	$0.00
033-053-009	$31.88	$14.94	$0.00
033-053-010	$31.88	$74.70	$0.00
033-053-011	$31.88	$14.94	$0.00
033-053-014	$31.88	$14.94	$0.00
033-053-016	$31.88	$14.94	$0.00
033-053-018	$31.88	$14.94	$0.00
033-053-022	$31.88	$14.94	$0.00
033-053-023	$31.88	$14.94	$0.00
033-053-024	$31.88	$14.94	$0.00
033-053-025	$31.88	$14.94	$0.00
033-053-034	$15.94	$7.46	$0.00
033-053-035	$31.88	$14.94	$0.00
033-053-036	$31.88	$14.94	$0.00
033-053-037	$31.88	$14.94	$0.00
033-053-038	$31.88	$14.94	$0.00
033-053-040	$31.88	$14.94	$0.00
033-053-041	$31.88	$14.94	$0.00
033-053-044	$31.88	$14.94	$0.00
033-053-045	$31.88	$14.94	$0.00
033-053-048	$31.88	$14.94	$0.00
033-053-049	$31.88	$14.94	$0.00

CITY OF OAKLEY
STREET LIGHTING AND LANDSCAPE ASESSMENT DISTRICT
ZONES 1, 2,
FINAL ASSESSMENT ROLL
FISCAL YEAR 2025-26

Sorted by Zone & Assessor's Parcel Number

Assessor's Parcel Number	Park Amount	Street Light Amount	Landscape Amount
033-053-050	$15.94	$7.46	$0.00
033-053-054	$31.88	$14.94	$0.00
033-053-055	$31.88	$14.94	$0.00
033-053-056	$15.94	$7.46	$0.00
033-053-057	$31.88	$14.94	$0.00
033-053-058	$31.88	$14.94	$0.00
033-053-059	$31.88	$14.94	$0.00
033-053-060	$31.88	$14.94	$0.00
033-053-061	$31.88	$14.94	$0.00
033-053-062	$31.88	$14.94	$0.00
033-053-065	$15.94	$7.46	$0.00
033-053-066	$31.88	$14.94	$0.00
033-053-067	$15.94	$7.46	$0.00
033-053-068	$15.94	$7.46	$0.00
033-053-069	$15.94	$7.46	$0.00
033-053-070	$31.88	$14.94	$0.00
033-080-001	$31.88	$0.00	$0.00
033-080-002	$31.88	$0.00	$0.00
033-080-003	$31.88	$0.00	$0.00
033-080-004	$31.88	$0.00	$0.00
033-080-005	$31.88	$0.00	$0.00
033-080-006	$31.88	$0.00	$0.00
033-080-007	$31.88	$0.00	$0.00
033-080-008	$31.88	$0.00	$0.00
033-080-011	$31.88	$0.00	$0.00
033-080-012	$31.88	$0.00	$0.00
033-080-015	$31.88	$0.00	$0.00
033-080-018	$31.88	$0.00	$0.00
033-080-019	$31.88	$0.00	$0.00
033-080-021	$31.88	$0.00	$0.00
033-080-022	$31.88	$0.00	$0.00
033-090-001	$31.88	$0.00	$0.00
033-090-002	$318.80	$0.00	$0.00
033-090-003	$15.94	$0.00	$0.00
033-090-007	$31.88	$14.94	$0.00
033-090-008	$31.88	$14.94	$0.00
033-090-009	$31.88	$14.94	$0.00
033-090-010	$31.88	$14.94	$0.00
033-090-013	$47.82	$74.70	$0.00
033-090-014	$127.52	$74.70	$0.00
033-090-015	$31.88	$14.94	$0.00
033-090-016	$31.88	$14.94	$0.00
033-090-017	$31.88	$14.94	$0.00
033-090-018	$31.88	$14.94	$0.00
033-090-019	$31.88	$14.94	$0.00
033-090-020	$31.88	$14.94	$0.00
033-090-021	$31.88	$14.94	$0.00
033-090-022	$31.88	$14.94	$0.00
033-090-023	$31.88	$14.94	$0.00
033-090-024	$31.88	$14.94	$0.00
033-090-025	$31.88	$14.94	$0.00
033-090-026	$31.88	$14.94	$0.00
033-090-027	$31.88	$14.94	$0.00
033-090-030	$31.88	$14.94	$0.00
033-090-031	$31.88	$0.00	$0.00
033-090-033	$31.88	$14.94	$0.00
033-090-035	$31.88	$14.94	$0.00
033-090-036	$31.88	$14.94	$0.00
033-090-038	$31.88	$0.00	$0.00
033-090-039	$31.88	$0.00	$0.00
033-090-040	$31.88	$0.00	$0.00
033-090-041	$31.88	$0.00	$0.00
033-090-044	$31.88	$14.94	$0.00
033-090-045	$31.88	$14.94	$0.00
033-090-046	$15.94	$7.46	$0.00
033-090-047	$15.94	$7.46	$0.00
033-100-001	$95.64	$0.00	$0.00
033-100-004	$47.82	$0.00	$0.00
033-100-005	$47.82	$0.00	$0.00
033-100-006	$31.88	$0.00	$0.00
033-110-003	$47.82	$0.00	$0.00
033-110-004	$31.88	$0.00	$0.00
033-110-006	$31.88	$0.00	$0.00
033-110-007	$31.88	$0.00	$0.00
033-110-008	$31.88	$0.00	$0.00
033-110-009	$31.88	$0.00	$0.00
033-110-010	$127.52	$0.00	$0.00
033-110-011	$31.88	$0.00	$0.00
033-110-012	$31.88	$0.00	$0.00
033-110-013	$31.88	$0.00	$0.00
033-110-014	$31.88	$0.00	$0.00
033-110-015	$31.88	$0.00	$0.00
033-110-017	$31.88	$0.00	$0.00
033-110-018	$31.88	$0.00	$0.00
033-110-019	$31.88	$0.00	$0.00
033-110-020	$31.88	$0.00	$0.00
033-110-021	$31.88	$0.00	$0.00
033-120-004	$31.88	$0.00	$0.00
033-120-007	$31.88	$0.00	$0.00
033-120-009	$31.88	$0.00	$0.00
033-120-010	$31.88	$0.00	$0.00
033-120-011	$31.88	$0.00	$0.00
033-120-012	$31.88	$0.00	$0.00
033-120-014	$31.88	$0.00	$0.00
033-120-015	$31.88	$0.00	$0.00
033-130-020	$31.88	$0.00	$0.00
033-130-021	$31.88	$0.00	$0.00
033-130-022	$31.88	$0.00	$0.00
033-130-023	$31.88	$0.00	$0.00
033-130-024	$31.88	$0.00	$0.00
033-130-032	$31.88	$0.00	$0.00
033-130-035	$31.88	$0.00	$0.00
033-130-036	$31.88	$0.00	$0.00
033-130-037	$31.88	$0.00	$0.00
033-130-038	$31.88	$0.00	$0.00
033-130-039	$31.88	$0.00	$0.00
033-130-040	$15.94	$0.00	$0.00
033-130-041	$31.88	$0.00	$0.00
033-130-046	$31.88	$0.00	$0.00
033-130-047	$31.88	$0.00	$0.00
033-130-048	$32.52	$0.00	$0.00
033-130-051	$34.42	$0.00	$0.00
033-130-052	$31.88	$0.00	$0.00
033-130-053	$31.88	$0.00	$0.00
033-130-054	$31.88	$0.00	$0.00
033-130-055	$15.94	$0.00	$0.00
033-130-056	$47.82	$0.00	$0.00
033-130-058	$31.88	$0.00	$0.00
033-130-059	$31.88	$0.00	$0.00
033-130-060	$31.88	$0.00	$0.00
033-130-063	$31.88	$0.00	$0.00
033-130-064	$31.88	$0.00	$0.00
033-130-065	$31.88	$0.00	$0.00
033-130-066	$31.88	$0.00	$0.00
033-130-067	$31.88	$0.00	$0.00
033-130-069	$31.88	$0.00	$0.00
033-130-070	$31.88	$0.00	$0.00
033-130-071	$31.88	$0.00	$0.00
033-140-015	$31.88	$0.00	$0.00
033-140-016	$31.88	$0.00	$0.00
033-140-019	$47.82	$0.00	$0.00
033-140-022	$47.82	$0.00	$0.00
033-150-002	$47.82	$0.00	$0.00
033-150-008	$31.88	$0.00	$0.00
033-150-009	$31.88	$0.00	$0.00
033-150-011	$47.82	$0.00	$0.00
033-150-018	$31.88	$0.00	$0.00
033-160-005	$31.88	$0.00	$0.00
033-160-007	$31.88	$0.00	$0.00
033-160-013	$31.88	$0.00	$0.00
033-160-021	$31.88	$0.00	$0.00
033-160-022	$31.88	$0.00	$0.00
033-160-023	$31.88	$0.00	$0.00
033-160-028	$31.88	$0.00	$0.00
033-160-029	$31.88	$0.00	$0.00
033-160-031	$31.88	$0.00	$0.00
033-160-032	$31.88	$0.00	$0.00
033-160-033	$31.88	$0.00	$0.00
033-160-034	$31.88	$0.00	$0.00
033-160-035	$31.88	$0.00	$0.00
033-160-036	$31.88	$0.00	$0.00
033-160-039	$31.88	$0.00	$0.00
033-160-040	$31.88	$0.00	$0.00
033-160-041	$31.88	$0.00	$0.00
033-160-042	$31.88	$0.00	$0.00
033-170-011	$31.88	$0.00	$0.00
033-170-012	$31.88	$0.00	$0.00
033-170-013	$31.88	$0.00	$0.00
033-170-014	$31.88	$0.00	$0.00
033-170-016	$31.88	$0.00	$0.00
033-170-017	$31.88	$0.00	$0.00
033-170-018	$15.94	$0.00	$0.00
033-170-019	$31.88	$0.00	$0.00
033-170-020	$31.88	$0.00	$0.00
033-170-021	$15.94	$0.00	$0.00

CITY OF OAKLEY
STREET LIGHTING AND LANDSCAPE ASESSMENT DISTRICT
ZONES 1, 2,
FINAL ASSESSMENT ROLL
FISCAL YEAR 2025-26

Sorted by Zone & Assessor's Parcel Number

Assessor's Parcel Number	Park Amount	Street Light Amount	Landscape Amount
033-170-022	$31.88	$0.00	$0.00
033-170-023	$31.88	$0.00	$0.00
033-170-024	$47.82	$0.00	$0.00
033-180-007	$31.88	$0.00	$0.00
033-180-013	$31.88	$0.00	$0.00
033-180-015	$31.88	$0.00	$0.00
033-180-016	$31.88	$0.00	$0.00
033-200-001	$31.88	$0.00	$0.00
033-200-002	$31.88	$0.00	$0.00
033-200-003	$15.94	$0.00	$0.00
033-200-004	$31.88	$0.00	$0.00
033-200-006	$31.88	$0.00	$0.00
033-200-007	$31.88	$0.00	$0.00
033-200-008	$31.88	$0.00	$0.00
033-200-009	$31.88	$0.00	$0.00
033-200-010	$31.88	$0.00	$0.00
033-200-014	$31.88	$0.00	$0.00
033-200-015	$31.88	$0.00	$0.00
033-200-016	$31.88	$0.00	$0.00
033-200-019	$31.88	$0.00	$0.00
033-200-020	$31.88	$0.00	$0.00
033-200-021	$31.88	$0.00	$0.00
033-200-024	$31.88	$0.00	$0.00
033-231-001	$31.88	$0.00	$0.00
033-231-002	$31.88	$0.00	$0.00
033-231-003	$31.88	$0.00	$0.00
033-232-001	$31.88	$0.00	$0.00
033-232-002	$31.88	$0.00	$0.00
033-232-003	$31.88	$0.00	$0.00
033-232-004	$31.88	$0.00	$0.00
033-232-005	$31.88	$0.00	$0.00
033-232-006	$31.88	$0.00	$0.00
033-233-001	$31.88	$0.00	$0.00
033-233-002	$31.88	$0.00	$0.00
033-233-003	$31.88	$0.00	$0.00
033-240-002	$31.88	$0.00	$0.00
033-240-003	$31.88	$0.00	$0.00
033-240-006	$15.94	$0.00	$0.00
033-240-009	$15.94	$0.00	$0.00
033-240-010	$31.88	$0.00	$0.00
033-240-014	$31.88	$0.00	$0.00
033-240-016	$31.88	$0.00	$0.00
033-240-017	$31.88	$0.00	$0.00
033-250-001	$31.88	$0.00	$0.00
033-250-002	$31.88	$0.00	$0.00
033-250-003	$31.88	$0.00	$0.00
033-250-004	$31.88	$0.00	$0.00
033-250-005	$31.88	$0.00	$0.00
033-250-006	$31.88	$0.00	$0.00
033-250-007	$31.88	$0.00	$0.00
033-250-008	$31.88	$0.00	$0.00
033-250-009	$31.88	$0.00	$0.00
033-260-001	$31.88	$0.00	$0.00
033-260-002	$31.88	$0.00	$0.00
033-260-003	$31.88	$0.00	$0.00
033-260-004	$15.94	$0.00	$0.00
033-260-005	$31.88	$0.00	$0.00
033-260-006	$31.88	$0.00	$0.00
033-260-007	$31.88	$0.00	$0.00
033-260-008	$31.88	$0.00	$0.00
033-271-001	$31.88	$0.00	$0.00
033-271-002	$31.88	$0.00	$0.00
033-271-003	$31.88	$0.00	$0.00
033-271-004	$31.88	$0.00	$0.00
033-271-005	$31.88	$0.00	$0.00
033-271-006	$31.88	$0.00	$0.00
033-271-007	$31.88	$0.00	$0.00
033-271-008	$31.88	$0.00	$0.00
033-271-009	$31.88	$0.00	$0.00
033-271-010	$31.88	$0.00	$0.00
033-271-011	$31.88	$0.00	$0.00
033-271-012	$31.88	$0.00	$0.00
033-271-013	$31.88	$0.00	$0.00
033-271-014	$31.88	$0.00	$0.00
033-271-015	$31.88	$0.00	$0.00
033-271-016	$31.88	$0.00	$0.00
033-271-017	$31.88	$0.00	$0.00
033-271-018	$31.88	$0.00	$0.00
033-271-019	$31.88	$0.00	$0.00
033-271-020	$31.88	$0.00	$0.00
033-271-021	$31.88	$0.00	$0.00
033-271-022	$31.88	$0.00	$0.00
033-271-023	$31.88	$0.00	$0.00
033-271-024	$31.88	$0.00	$0.00
033-271-025	$31.88	$0.00	$0.00
033-271-026	$31.88	$0.00	$0.00
033-271-027	$31.88	$0.00	$0.00
033-271-028	$31.88	$0.00	$0.00
033-271-029	$31.88	$0.00	$0.00
033-271-030	$31.88	$0.00	$0.00
033-271-031	$31.88	$0.00	$0.00
033-271-032	$31.88	$0.00	$0.00
033-271-033	$31.88	$0.00	$0.00
033-271-034	$31.88	$0.00	$0.00
033-271-035	$31.88	$0.00	$0.00
033-271-036	$31.88	$0.00	$0.00
033-271-037	$31.88	$0.00	$0.00
033-271-038	$31.88	$0.00	$0.00
033-271-039	$31.88	$0.00	$0.00
033-271-040	$31.88	$0.00	$0.00
033-271-041	$31.88	$0.00	$0.00
033-271-042	$31.88	$0.00	$0.00
033-271-043	$31.88	$0.00	$0.00
033-271-044	$31.88	$0.00	$0.00
033-271-045	$31.88	$0.00	$0.00
033-271-046	$31.88	$0.00	$0.00
033-271-047	$31.88	$0.00	$0.00
033-271-048	$31.88	$0.00	$0.00
033-271-049	$31.88	$0.00	$0.00
033-271-050	$31.88	$0.00	$0.00
033-271-051	$31.88	$0.00	$0.00
033-271-052	$31.88	$0.00	$0.00
033-271-053	$31.88	$0.00	$0.00
033-271-054	$31.88	$0.00	$0.00
033-271-055	$31.88	$0.00	$0.00
033-271-056	$31.88	$0.00	$0.00
033-271-057	$31.88	$0.00	$0.00
033-271-058	$31.88	$0.00	$0.00
033-271-059	$31.88	$0.00	$0.00
033-271-060	$31.88	$0.00	$0.00
033-271-061	$31.88	$0.00	$0.00
033-271-062	$31.88	$0.00	$0.00
033-271-063	$31.88	$0.00	$0.00
033-271-064	$31.88	$0.00	$0.00
033-271-065	$31.88	$0.00	$0.00
033-271-066	$31.88	$0.00	$0.00
033-271-067	$31.88	$0.00	$0.00
033-271-068	$31.88	$0.00	$0.00
033-271-074	$31.88	$0.00	$0.00
033-271-075	$31.88	$0.00	$0.00
033-271-076	$31.88	$0.00	$0.00
033-271-077	$31.88	$0.00	$0.00
033-271-078	$31.88	$0.00	$0.00
033-271-079	$31.88	$0.00	$0.00
033-271-080	$31.88	$0.00	$0.00
033-271-081	$31.88	$0.00	$0.00
033-271-082	$31.88	$0.00	$0.00
033-271-083	$31.88	$0.00	$0.00
033-271-084	$31.88	$0.00	$0.00
033-271-085	$31.88	$0.00	$0.00
033-271-086	$31.88	$0.00	$0.00
033-271-087	$31.88	$0.00	$0.00
033-271-088	$31.88	$0.00	$0.00
033-271-089	$31.88	$0.00	$0.00
033-271-090	$31.88	$0.00	$0.00
033-271-091	$31.88	$0.00	$0.00
033-271-092	$31.88	$0.00	$0.00
033-271-093	$31.88	$0.00	$0.00
033-271-094	$31.88	$0.00	$0.00
033-271-095	$31.88	$0.00	$0.00
033-271-096	$31.88	$0.00	$0.00
033-280-001	$31.88	$0.00	$0.00
033-280-002	$31.88	$0.00	$0.00
033-280-003	$31.88	$0.00	$0.00
033-280-004	$31.88	$0.00	$0.00
033-280-005	$31.88	$0.00	$0.00
033-280-006	$31.88	$0.00	$0.00
033-280-007	$31.88	$0.00	$0.00
033-280-008	$31.88	$0.00	$0.00
033-280-009	$31.88	$0.00	$0.00
033-280-010	$31.88	$0.00	$0.00
033-280-011	$31.88	$0.00	$0.00
033-280-012	$31.88	$0.00	$0.00
033-280-013	$31.88	$0.00	$0.00
033-280-014	$31.88	$0.00	$0.00

CITY OF OAKLEY
STREET LIGHTING AND LANDSCAPE ASESSMENT DISTRICT
ZONES 1, 2,
FINAL ASSESSMENT ROLL
FISCAL YEAR 2025-26

Sorted by Zone & Assessor's Parcel Number

Assessor's Parcel Number	Park Amount	Street Light Amount	Landscape Amount
033-280-015	$31.88	$0.00	$0.00
033-280-016	$31.88	$0.00	$0.00
033-280-017	$31.88	$0.00	$0.00
033-280-018	$31.88	$0.00	$0.00
033-280-019	$31.88	$0.00	$0.00
033-280-020	$31.88	$0.00	$0.00
033-280-021	$31.88	$0.00	$0.00
033-280-022	$31.88	$0.00	$0.00
033-280-023	$31.88	$0.00	$0.00
033-280-024	$31.88	$0.00	$0.00
033-280-025	$31.88	$0.00	$0.00
033-280-026	$31.88	$0.00	$0.00
033-280-027	$31.88	$0.00	$0.00
033-280-028	$31.88	$0.00	$0.00
033-280-029	$31.88	$0.00	$0.00
033-280-030	$31.88	$0.00	$0.00
033-280-031	$31.88	$0.00	$0.00
033-280-032	$31.88	$0.00	$0.00
033-280-033	$31.88	$0.00	$0.00
033-280-034	$31.88	$0.00	$0.00
033-280-035	$31.88	$0.00	$0.00
033-280-036	$31.88	$0.00	$0.00
033-280-037	$31.88	$0.00	$0.00
033-280-038	$31.88	$0.00	$0.00
033-280-039	$31.88	$0.00	$0.00
033-280-040	$31.88	$0.00	$0.00
033-280-041	$31.88	$0.00	$0.00
033-280-042	$31.88	$0.00	$0.00
033-280-043	$31.88	$0.00	$0.00
033-280-044	$31.88	$0.00	$0.00
033-280-045	$31.88	$0.00	$0.00
033-280-046	$31.88	$0.00	$0.00
033-280-047	$31.88	$0.00	$0.00
033-280-048	$31.88	$0.00	$0.00
033-280-049	$31.88	$0.00	$0.00
033-280-050	$31.88	$0.00	$0.00
033-280-051	$31.88	$0.00	$0.00
033-280-052	$31.88	$0.00	$0.00
033-280-053	$31.88	$0.00	$0.00
033-280-054	$31.88	$0.00	$0.00
033-280-055	$31.88	$0.00	$0.00
033-280-056	$31.88	$0.00	$0.00
033-280-057	$31.88	$0.00	$0.00
033-280-058	$31.88	$0.00	$0.00
033-280-059	$31.88	$0.00	$0.00
033-280-060	$31.88	$0.00	$0.00
033-280-061	$31.88	$0.00	$0.00
033-280-062	$31.88	$0.00	$0.00
033-280-063	$31.88	$0.00	$0.00
033-280-064	$31.88	$0.00	$0.00
033-280-065	$31.88	$0.00	$0.00
033-280-066	$31.88	$0.00	$0.00
033-280-067	$31.88	$0.00	$0.00
033-280-068	$31.88	$0.00	$0.00
033-280-069	$31.88	$0.00	$0.00
033-280-070	$31.88	$0.00	$0.00
033-280-071	$31.88	$0.00	$0.00
033-280-072	$31.88	$0.00	$0.00
033-280-073	$31.88	$0.00	$0.00
033-280-074	$31.88	$0.00	$0.00
033-280-075	$31.88	$0.00	$0.00
033-280-076	$31.88	$0.00	$0.00
033-280-077	$31.88	$0.00	$0.00
033-280-078	$31.88	$0.00	$0.00
033-280-079	$31.88	$0.00	$0.00
033-280-080	$31.88	$0.00	$0.00
033-280-081	$31.88	$0.00	$0.00
033-280-082	$31.88	$0.00	$0.00
033-280-083	$31.88	$0.00	$0.00
033-280-084	$31.88	$0.00	$0.00
033-280-085	$31.88	$0.00	$0.00
033-280-086	$31.88	$0.00	$0.00
033-280-087	$31.88	$0.00	$0.00
033-280-088	$31.88	$0.00	$0.00
033-280-089	$31.88	$0.00	$0.00
033-280-090	$31.88	$0.00	$0.00
033-280-091	$31.88	$0.00	$0.00
033-280-092	$31.88	$0.00	$0.00
033-280-093	$31.88	$0.00	$0.00
033-280-094	$31.88	$0.00	$0.00
033-280-095	$31.88	$0.00	$0.00
033-280-096	$31.88	$0.00	$0.00
033-280-097	$31.88	$0.00	$0.00
033-280-098	$31.88	$0.00	$0.00
033-280-099	$31.88	$0.00	$0.00
033-280-106	$31.88	$0.00	$0.00
033-290-001	$31.88	$0.00	$0.00
033-290-002	$31.88	$0.00	$0.00
033-290-003	$31.88	$0.00	$0.00
033-290-004	$31.88	$0.00	$0.00
033-290-005	$31.88	$0.00	$0.00
033-290-006	$31.88	$0.00	$0.00
033-290-007	$31.88	$0.00	$0.00
033-290-008	$31.88	$0.00	$0.00
033-290-009	$31.88	$0.00	$0.00
033-290-010	$31.88	$0.00	$0.00
033-290-011	$31.88	$0.00	$0.00
033-290-012	$31.88	$0.00	$0.00
033-290-013	$31.88	$0.00	$0.00
033-290-014	$31.88	$0.00	$0.00
033-290-015	$31.88	$0.00	$0.00
033-290-016	$31.88	$0.00	$0.00
033-290-017	$31.88	$0.00	$0.00
033-290-018	$31.88	$0.00	$0.00
033-290-019	$31.88	$0.00	$0.00
033-290-020	$31.88	$0.00	$0.00
033-290-021	$31.88	$0.00	$0.00
033-290-022	$31.88	$0.00	$0.00
033-290-023	$31.88	$0.00	$0.00
033-290-024	$31.88	$0.00	$0.00
033-290-025	$31.88	$0.00	$0.00
033-290-026	$31.88	$0.00	$0.00
033-290-027	$31.88	$0.00	$0.00
033-290-028	$31.88	$0.00	$0.00
033-290-029	$31.88	$0.00	$0.00
033-290-030	$31.88	$0.00	$0.00
033-290-031	$31.88	$0.00	$0.00
033-290-032	$31.88	$0.00	$0.00
033-290-033	$31.88	$0.00	$0.00
033-290-034	$31.88	$0.00	$0.00
033-290-035	$31.88	$0.00	$0.00
033-290-036	$31.88	$0.00	$0.00
033-290-037	$31.88	$0.00	$0.00
033-290-038	$31.88	$0.00	$0.00
033-290-039	$31.88	$0.00	$0.00
033-320-033	$15.94	$0.00	$0.00
033-380-001	$31.88	$14.94	$0.00
033-380-002	$31.88	$14.94	$0.00
033-380-003	$31.88	$14.94	$0.00
033-380-004	$31.88	$14.94	$0.00
033-380-005	$31.88	$14.94	$0.00
033-380-006	$31.88	$14.94	$0.00
033-380-007	$31.88	$14.94	$0.00
033-380-008	$31.88	$14.94	$0.00
033-380-009	$31.88	$14.94	$0.00
033-380-010	$31.88	$14.94	$0.00
033-380-011	$31.88	$14.94	$0.00
033-380-012	$31.88	$14.94	$0.00
033-380-013	$31.88	$14.94	$0.00
033-380-014	$31.88	$14.94	$0.00
033-380-015	$31.88	$14.94	$0.00
033-380-016	$31.88	$14.94	$0.00
033-380-017	$31.88	$14.94	$0.00
033-380-018	$31.88	$14.94	$0.00
033-380-019	$31.88	$14.94	$0.00
033-380-020	$31.88	$14.94	$0.00
033-380-021	$31.88	$14.94	$0.00
033-380-022	$31.88	$14.94	$0.00
033-380-023	$31.88	$14.94	$0.00
033-380-024	$31.88	$14.94	$0.00
033-380-025	$31.88	$14.94	$0.00
033-380-026	$31.88	$14.94	$0.00
033-380-027	$31.88	$14.94	$0.00
033-380-028	$31.88	$14.94	$0.00
033-380-029	$31.88	$14.94	$0.00
033-380-030	$31.88	$14.94	$0.00
033-380-031	$31.88	$14.94	$0.00
033-380-032	$31.88	$14.94	$0.00
033-380-033	$31.88	$14.94	$0.00
033-380-034	$31.88	$14.94	$0.00
033-380-035	$31.88	$14.94	$0.00
033-380-036	$31.88	$14.94	$0.00
033-380-037	$31.88	$14.94	$0.00
033-380-038	$31.88	$14.94	$0.00
033-380-039	$31.88	$14.94	$0.00

CITY OF OAKLEY
STREET LIGHTING AND LANDSCAPE ASESSMENT DISTRICT
ZONES 1, 2,
FINAL ASSESSMENT ROLL
FISCAL YEAR 2025-26

Sorted by Zone & Assessor's Parcel Number

Assessor's Parcel Number	Park Amount	Street Light Amount	Landscape Amount
033-380-040	$31.88	$14.94	$0.00
033-380-041	$31.88	$14.94	$0.00
033-380-042	$31.88	$14.94	$0.00
033-380-043	$31.88	$14.94	$0.00
033-380-044	$31.88	$14.94	$0.00
033-380-045	$31.88	$14.94	$0.00
033-380-046	$31.88	$14.94	$0.00
033-390-001	$31.88	$14.94	$0.00
033-390-002	$31.88	$14.94	$0.00
033-390-003	$31.88	$14.94	$0.00
033-390-004	$31.88	$14.94	$0.00
033-390-005	$31.88	$14.94	$0.00
033-390-006	$31.88	$14.94	$0.00
033-390-007	$31.88	$14.94	$0.00
033-390-008	$31.88	$14.94	$0.00
033-390-009	$31.88	$14.94	$0.00
033-390-010	$31.88	$14.94	$0.00
033-390-011	$31.88	$14.94	$0.00
033-390-012	$31.88	$14.94	$0.00
033-390-013	$31.88	$14.94	$0.00
033-390-014	$31.88	$14.94	$0.00
033-390-015	$31.88	$14.94	$0.00
033-390-016	$31.88	$14.94	$0.00
033-390-017	$31.88	$14.94	$0.00
033-390-018	$31.88	$14.94	$0.00
033-390-019	$31.88	$14.94	$0.00
033-390-020	$31.88	$14.94	$0.00
033-390-021	$31.88	$14.94	$0.00
033-390-022	$31.88	$14.94	$0.00
033-390-023	$31.88	$14.94	$0.00
033-390-024	$31.88	$14.94	$0.00
033-390-025	$31.88	$14.94	$0.00
033-390-026	$31.88	$14.94	$0.00
033-390-027	$31.88	$14.94	$0.00
033-390-028	$31.88	$14.94	$0.00
033-390-029	$31.88	$14.94	$0.00
033-390-030	$31.88	$14.94	$0.00
033-390-031	$31.88	$14.94	$0.00
033-390-032	$31.88	$14.94	$0.00
033-390-033	$31.88	$14.94	$0.00
033-390-034	$31.88	$14.94	$0.00
033-390-035	$31.88	$14.94	$0.00
033-390-036	$31.88	$14.94	$0.00
033-390-037	$31.88	$14.94	$0.00
033-390-038	$31.88	$14.94	$0.00
033-390-039	$31.88	$14.94	$0.00
033-390-040	$31.88	$14.94	$0.00
033-390-041	$31.88	$14.94	$0.00
033-390-042	$31.88	$14.94	$0.00
033-390-043	$31.88	$14.94	$0.00
033-390-044	$31.88	$14.94	$0.00
033-390-045	$31.88	$14.94	$0.00
033-390-046	$31.88	$14.94	$0.00
033-390-047	$31.88	$14.94	$0.00
033-390-048	$31.88	$14.94	$0.00
033-390-049	$31.88	$14.94	$0.00
033-390-050	$31.88	$14.94	$0.00
033-390-051	$31.88	$14.94	$0.00
033-390-052	$31.88	$14.94	$0.00
033-400-013	$31.88	$14.94	$0.00
034-010-034	$31.88	$0.00	$0.00
034-010-035	$31.88	$0.00	$0.00
034-010-036	$31.88	$0.00	$0.00
034-020-007	$31.88	$0.00	$0.00
034-020-019	$31.88	$0.00	$0.00
034-030-005	$31.88	$0.00	$0.00
034-030-006	$31.88	$0.00	$0.00
034-030-007	$31.88	$0.00	$0.00
034-030-008	$15.94	$0.00	$0.00
034-050-006	$95.64	$0.00	$0.00
034-060-006	$31.88	$0.00	$0.00
034-060-007	$31.88	$0.00	$0.00
034-060-014	$47.82	$0.00	$0.00
034-060-016	$31.88	$0.00	$0.00
034-060-018	$31.88	$14.94	$0.00
034-070-014	$31.88	$0.00	$0.00
034-070-015	$31.88	$0.00	$0.00
034-070-018	$31.88	$0.00	$0.00
034-070-019	$31.88	$0.00	$0.00
034-070-021	$31.88	$0.00	$0.00
034-070-030	$31.88	$0.00	$0.00
034-070-031	$31.88	$0.00	$0.00
034-070-034	$31.88	$0.00	$0.00
034-070-035	$31.88	$0.00	$0.00
034-070-037	$31.88	$0.00	$0.00
034-070-040	$31.88	$0.00	$0.00
034-070-041	$31.88	$0.00	$0.00
034-070-042	$31.88	$0.00	$0.00
034-070-045	$31.88	$0.00	$0.00
034-070-046	$31.88	$0.00	$0.00
034-070-047	$31.88	$0.00	$0.00
034-070-048	$31.88	$0.00	$0.00
034-070-049	$31.88	$0.00	$0.00
034-070-050	$31.88	$0.00	$0.00
034-070-051	$31.88	$0.00	$0.00
034-070-053	$31.88	$0.00	$0.00
034-070-054	$31.88	$0.00	$0.00
034-070-055	$31.88	$0.00	$0.00
034-070-058	$15.94	$0.00	$0.00
034-070-059	$31.88	$0.00	$0.00
034-070-060	$15.94	$0.00	$0.00
034-070-061	$31.88	$0.00	$0.00
034-070-062	$31.88	$0.00	$0.00
034-070-063	$31.88	$0.00	$0.00
034-070-065	$31.88	$0.00	$0.00
034-070-066	$31.88	$0.00	$0.00
034-070-068	$31.88	$0.00	$0.00
034-070-069	$31.88	$0.00	$0.00
034-080-003	$31.88	$0.00	$0.00
034-080-005	$31.88	$0.00	$0.00
034-080-008	$31.88	$0.00	$0.00
034-080-009	$31.88	$0.00	$0.00
034-080-010	$31.88	$0.00	$0.00
034-080-011	$31.88	$0.00	$0.00
034-080-012	$31.88	$0.00	$0.00
034-080-018	$31.88	$0.00	$0.00
034-080-021	$31.88	$0.00	$0.00
034-080-022	$31.88	$0.00	$0.00
034-080-025	$31.88	$0.00	$0.00
034-080-026	$31.88	$0.00	$0.00
034-080-027	$31.88	$0.00	$0.00
034-080-028	$15.94	$0.00	$0.00
034-080-030	$95.64	$0.00	$0.00
034-080-031	$31.88	$0.00	$0.00
034-080-035	$31.88	$0.00	$0.00
034-080-036	$31.88	$0.00	$0.00
034-080-037	$31.88	$0.00	$0.00
034-080-038	$31.88	$0.00	$0.00
034-080-039	$31.88	$0.00	$0.00
034-080-040	$31.88	$0.00	$0.00
034-080-041	$31.88	$0.00	$0.00
034-080-042	$31.88	$0.00	$0.00
034-080-043	$31.88	$0.00	$0.00
034-080-044	$15.94	$0.00	$0.00
034-080-045	$31.88	$0.00	$0.00
034-080-046	$31.88	$0.00	$0.00
034-090-001	$31.88	$0.00	$0.00
034-090-003	$31.88	$0.00	$0.00
034-090-014	$31.88	$0.00	$0.00
034-090-015	$31.88	$0.00	$0.00
034-090-020	$31.88	$0.00	$0.00
034-090-023	$31.88	$0.00	$0.00
034-100-007	$31.88	$0.00	$0.00
034-100-008	$31.88	$0.00	$0.00
034-100-009	$31.88	$0.00	$0.00
034-100-011	$31.88	$0.00	$0.00
034-100-012	$31.88	$0.00	$0.00
034-110-001	$31.88	$0.00	$0.00
034-110-006	$47.82	$0.00	$0.00
034-110-008	$47.82	$0.00	$0.00
034-120-001	$31.88	$0.00	$0.00
034-120-002	$31.88	$0.00	$0.00
034-120-008	$31.88	$0.00	$0.00
034-120-009	$47.82	$0.00	$0.00
034-120-010	$47.82	$0.00	$0.00
034-120-011	$31.88	$0.00	$0.00
034-120-012	$31.88	$0.00	$0.00
034-120-013	$31.88	$0.00	$0.00
034-130-004	$47.82	$0.00	$0.00
034-140-001	$31.88	$0.00	$0.00
034-140-004	$31.88	$0.00	$0.00
034-140-009	$31.88	$0.00	$0.00
034-140-011	$31.88	$0.00	$0.00
034-140-012	$31.88	$0.00	$0.00
034-140-013	$31.88	$0.00	$0.00

CITY OF OAKLEY
STREET LIGHTING AND LANDSCAPE ASESSMENT DISTRICT
ZONES 1, 2,
FINAL ASSESSMENT ROLL
FISCAL YEAR 2025-26

Sorted by Zone & Assessor's Parcel Number

Assessor's Parcel Number	Park Amount	Street Light Amount	Landscape Amount
034-140-014	$31.88	$0.00	$0.00
034-140-015	$31.88	$0.00	$0.00
034-150-002	$31.88	$0.00	$0.00
034-150-003	$31.88	$0.00	$0.00
034-150-004	$31.88	$0.00	$0.00
034-170-006	$15.94	$0.00	$0.00
034-170-007	$15.94	$0.00	$0.00
034-181-001	$47.82	$0.00	$0.00
034-181-002	$31.88	$0.00	$0.00
034-181-003	$31.88	$0.00	$0.00
034-181-004	$31.88	$0.00	$0.00
034-181-006	$31.88	$0.00	$0.00
034-181-007	$31.88	$0.00	$0.00
034-181-008	$31.88	$0.00	$0.00
034-182-001	$31.88	$0.00	$0.00
034-182-002	$31.88	$0.00	$0.00
034-190-001	$31.88	$0.00	$0.00
034-190-002	$47.50	$0.00	$0.00
034-190-003	$95.64	$0.00	$0.00
034-190-004	$95.64	$0.00	$0.00
034-190-005	$31.88	$0.00	$0.00
034-200-017	$77.46	$0.00	$0.00
034-200-021	$71.08	$0.00	$0.00
034-200-022	$35.38	$0.00	$0.00
034-200-023	$31.88	$0.00	$0.00
034-200-024	$31.88	$0.00	$0.00
034-200-025	$95.64	$0.00	$0.00
034-200-026	$31.88	$0.00	$0.00
034-200-027	$31.88	$0.00	$0.00
034-200-028	$31.88	$0.00	$0.00
034-210-006	$47.82	$0.00	$0.00
034-210-010	$66.62	$0.00	$0.00
034-210-011	$50.04	$0.00	$0.00
034-220-002	$31.88	$0.00	$0.00
034-220-003	$31.88	$0.00	$0.00
034-220-004	$31.88	$0.00	$0.00
034-220-005	$31.88	$0.00	$0.00
034-220-011	$31.88	$0.00	$0.00
034-220-012	$31.88	$0.00	$0.00
034-220-014	$31.88	$0.00	$0.00
034-220-015	$31.88	$0.00	$0.00
034-220-019	$31.88	$0.00	$0.00
034-220-020	$31.88	$0.00	$0.00
034-220-021	$31.88	$0.00	$0.00
034-220-024	$31.88	$0.00	$0.00
034-220-029	$31.88	$0.00	$0.00
034-220-030	$31.88	$0.00	$0.00
034-220-031	$31.88	$0.00	$0.00
034-220-032	$31.88	$0.00	$0.00
034-220-033	$31.88	$0.00	$0.00
034-220-036	$31.88	$0.00	$0.00
034-220-039	$15.94	$0.00	$0.00
034-220-040	$15.94	$0.00	$0.00
034-230-003	$15.94	$0.00	$0.00
034-230-004	$15.94	$0.00	$0.00
034-230-005	$31.88	$0.00	$0.00
034-230-006	$31.88	$0.00	$0.00
034-230-007	$31.88	$0.00	$0.00
034-241-002	$31.88	$0.00	$0.00
034-241-003	$31.88	$0.00	$0.00
034-241-004	$31.88	$0.00	$0.00
034-241-008	$31.88	$0.00	$0.00
034-241-009	$31.88	$0.00	$0.00
034-241-010	$31.88	$0.00	$0.00
034-241-011	$31.88	$0.00	$0.00
034-241-012	$31.88	$0.00	$0.00
034-241-013	$31.88	$0.00	$0.00
034-241-014	$31.88	$0.00	$0.00
034-241-015	$31.88	$0.00	$0.00
034-241-016	$31.88	$0.00	$0.00
034-241-018	$31.88	$0.00	$0.00
034-241-019	$31.88	$0.00	$0.00
034-241-020	$31.88	$0.00	$0.00
034-241-021	$31.88	$0.00	$0.00
034-241-022	$31.88	$14.94	$0.00
034-241-023	$31.88	$14.94	$0.00
034-242-001	$31.88	$0.00	$0.00
034-242-002	$31.88	$0.00	$0.00
034-242-003	$31.88	$0.00	$0.00
034-242-004	$31.88	$0.00	$0.00
034-242-006	$31.88	$0.00	$0.00
034-242-007	$31.88	$0.00	$0.00
034-242-008	$31.88	$0.00	$0.00
034-242-009	$31.88	$0.00	$0.00
034-242-010	$31.88	$0.00	$0.00
034-242-011	$31.88	$0.00	$0.00
034-242-015	$31.88	$0.00	$0.00
034-242-016	$31.88	$0.00	$0.00
034-242-020	$31.88	$0.00	$0.00
034-242-021	$31.88	$0.00	$0.00
034-242-024	$31.88	$0.00	$0.00
034-242-027	$191.28	$0.00	$0.00
034-242-028	$31.88	$0.00	$0.00
034-250-006	$95.64	$0.00	$0.00
034-250-007	$15.94	$0.00	$0.00
034-260-025	$31.88	$0.00	$0.00
034-260-029	$31.88	$0.00	$0.00
034-270-037	$31.88	$14.94	$0.00
034-290-099	$31.88	$0.00	$0.00
034-290-100	$31.88	$0.00	$0.00
034-290-124	$31.88	$0.00	$0.00
034-430-057	$31.88	$14.94	$0.00
035-011-021	$1,275.20	$119.52	$0.00
035-012-007	$31.88	$74.70	$0.00
035-012-012	$31.88	$14.94	$0.00
035-012-013	$15.94	$7.46	$0.00
035-012-014	$31.88	$14.94	$0.00
035-030-028	$31.88	$14.94	$0.00
035-030-029	$31.88	$14.94	$0.00
035-030-030	$31.88	$14.94	$0.00
035-030-031	$31.88	$14.94	$0.00
035-030-032	$31.88	$14.94	$0.00
035-030-033	$31.88	$14.94	$0.00
035-030-034	$31.88	$14.94	$0.00
035-030-035	$31.88	$14.94	$0.00
035-030-048	$31.88	$14.94	$0.00
035-030-049	$31.88	$14.94	$0.00
035-030-050	$31.88	$14.94	$0.00
035-030-051	$31.88	$14.94	$0.00
035-040-010	$31.88	$14.94	$0.00
035-040-011	$31.88	$14.94	$0.00
035-050-007	$31.88	$14.94	$0.00
035-050-008	$95.64	$74.70	$0.00
035-050-009	$31.88	$14.94	$0.00
035-050-012	$31.88	$14.94	$0.00
035-050-015	$31.88	$14.94	$0.00
035-050-016	$31.88	$14.94	$0.00
035-050-017	$31.88	$14.94	$0.00
035-060-004	$31.88	$14.94	$0.00
035-060-006	$31.88	$14.94	$0.00
035-060-007	$31.88	$14.94	$0.00
035-070-006	$31.88	$14.94	$0.00
035-070-007	$31.88	$14.94	$0.00
035-070-008	$31.88	$14.94	$0.00
035-070-009	$31.88	$14.94	$0.00
035-070-010	$31.88	$14.94	$0.00
035-070-011	$31.88	$14.94	$0.00
035-070-012	$31.88	$14.94	$0.00
035-070-013	$31.88	$14.94	$0.00
035-070-015	$31.88	$14.94	$0.00
035-070-018	$31.88	$14.94	$0.00
035-070-019	$31.88	$14.94	$0.00
035-070-020	$31.88	$14.94	$0.00
035-070-021	$31.88	$14.94	$0.00
035-070-022	$31.88	$14.94	$0.00
035-070-023	$31.88	$14.94	$0.00
035-070-024	$31.88	$14.94	$0.00
035-070-025	$31.88	$14.94	$0.00
035-070-026	$31.88	$14.94	$0.00
035-070-027	$31.88	$14.94	$0.00
035-070-028	$31.88	$14.94	$0.00
035-070-029	$31.88	$14.94	$0.00
035-070-030	$31.88	$14.94	$0.00
035-070-031	$31.88	$14.94	$0.00
035-070-032	$31.88	$14.94	$0.00
035-070-033	$31.88	$14.94	$0.00
035-070-034	$31.88	$14.94	$0.00
035-070-035	$31.88	$14.94	$0.00
035-070-036	$31.88	$14.94	$0.00
035-070-037	$31.88	$14.94	$0.00
035-070-038	$31.88	$14.94	$0.00
035-070-039	$31.88	$14.94	$0.00
035-070-040	$31.88	$14.94	$0.00
035-070-041	$31.88	$14.94	$0.00
035-070-042	$31.88	$14.94	$0.00

CITY OF OAKLEY
STREET LIGHTING AND LANDSCAPE ASESSMENT DISTRICT
ZONES 1, 2,
FINAL ASSESSMENT ROLL
FISCAL YEAR 2025-26

Sorted by Zone & Assessor's Parcel Number

Assessor's Parcel Number	Park Amount	Street Light Amount	Landscape Amount
035-070-043	$31.88	$14.94	$0.00
035-070-044	$31.88	$14.94	$0.00
035-070-045	$31.88	$14.94	$0.00
035-070-046	$31.88	$14.94	$0.00
035-070-047	$31.88	$14.94	$0.00
035-070-048	$31.88	$14.94	$0.00
035-070-049	$31.88	$14.94	$0.00
035-070-050	$31.88	$14.94	$0.00
035-070-051	$31.88	$14.94	$0.00
035-070-052	$31.88	$14.94	$0.00
035-070-053	$31.88	$14.94	$0.00
035-070-054	$31.88	$14.94	$0.00
035-070-055	$31.88	$14.94	$0.00
035-070-056	$31.88	$14.94	$0.00
035-070-057	$31.88	$14.94	$0.00
035-070-058	$31.88	$14.94	$0.00
035-070-059	$31.88	$14.94	$0.00
035-070-060	$31.88	$14.94	$0.00
035-070-061	$31.88	$14.94	$0.00
035-070-062	$31.88	$14.94	$0.00
035-070-063	$31.88	$14.94	$0.00
035-070-064	$31.88	$14.94	$0.00
035-070-065	$31.88	$14.94	$0.00
035-070-066	$31.88	$14.94	$0.00
035-070-067	$31.88	$14.94	$0.00
035-070-068	$31.88	$14.94	$0.00
035-070-069	$31.88	$14.94	$0.00
035-070-070	$31.88	$14.94	$0.00
035-070-071	$31.88	$14.94	$0.00
035-070-072	$31.88	$14.94	$0.00
035-070-073	$31.88	$14.94	$0.00
035-070-074	$31.88	$14.94	$0.00
035-070-075	$31.88	$14.94	$0.00
035-070-076	$31.88	$14.94	$0.00
035-070-077	$31.88	$14.94	$0.00
035-070-078	$31.88	$14.94	$0.00
035-070-079	$31.88	$14.94	$0.00
035-070-080	$31.88	$14.94	$0.00
035-070-081	$31.88	$14.94	$0.00
035-090-011	$31.88	$14.94	$0.00
035-090-019	$31.88	$14.94	$0.00
035-090-020	$31.88	$14.94	$0.00
035-090-035	$95.64	$0.00	$0.00
035-090-036	$31.88	$14.94	$0.00
035-090-037	$15.94	$7.46	$0.00
035-090-038	$31.88	$14.94	$0.00
035-090-039	$31.88	$14.94	$0.00
035-090-041	$31.88	$14.94	$0.00
035-090-042	$31.88	$14.94	$0.00
035-090-056	$31.88	$14.94	$0.00
035-090-058	$31.88	$14.94	$0.00
035-090-060	$31.88	$74.70	$0.00
035-090-061	$31.88	$74.70	$0.00
035-090-067	$31.88	$14.94	$0.00
035-090-078	$31.88	$74.70	$0.00
035-090-081	$95.64	$0.00	$0.00
035-090-082	$31.88	$14.94	$0.00
035-100-017	$31.88	$74.70	$0.00
035-100-021	$31.88	$74.70	$0.00
035-100-023	$95.64	$74.70	$0.00
035-100-024	$95.64	$74.70	$0.00
035-111-002	$31.88	$14.94	$0.00
035-111-003	$31.88	$74.70	$0.00
035-111-005	$31.88	$14.94	$0.00
035-111-006	$31.88	$74.70	$0.00
035-112-008	$31.88	$14.94	$0.00
035-112-009	$31.88	$14.94	$0.00
035-112-013	$31.88	$74.70	$0.00
035-112-016	$31.88	$74.70	$0.00
035-112-017	$31.88	$74.70	$0.00
035-112-018	$31.88	$74.70	$0.00
035-112-019	$31.88	$74.70	$0.00
035-113-002	$31.88	$14.94	$0.00
035-113-003	$31.88	$14.94	$0.00
035-113-004	$31.88	$14.94	$0.00
035-113-005	$31.88	$14.94	$0.00
035-113-006	$31.88	$14.94	$0.00
035-113-007	$31.88	$14.94	$0.00
035-113-009	$15.94	$7.46	$0.00
035-113-011	$31.88	$14.94	$0.00
035-113-014	$31.88	$14.94	$0.00
035-113-015	$31.88	$14.94	$0.00
035-113-016	$31.88	$14.94	$0.00
035-113-017	$31.88	$14.94	$0.00
035-113-020	$31.88	$14.94	$0.00
035-113-022	$31.88	$14.94	$0.00
035-113-024	$31.88	$14.94	$0.00
035-113-025	$31.88	$14.94	$0.00
035-113-026	$31.88	$14.94	$0.00
035-114-001	$31.88	$14.94	$0.00
035-114-002	$31.88	$14.94	$0.00
035-114-004	$31.88	$14.94	$0.00
035-114-009	$31.88	$14.94	$0.00
035-114-010	$31.88	$14.94	$0.00
035-114-011	$31.88	$14.94	$0.00
035-114-012	$31.88	$14.94	$0.00
035-114-015	$31.88	$14.94	$0.00
035-114-016	$31.88	$14.94	$0.00
035-114-017	$31.88	$14.94	$0.00
035-114-018	$31.88	$14.94	$0.00
035-114-021	$31.88	$14.94	$0.00
035-114-022	$31.88	$14.94	$0.00
035-114-023	$31.88	$14.94	$0.00
035-114-024	$31.88	$14.94	$0.00
035-114-025	$31.88	$14.94	$0.00
035-114-026	$31.88	$14.94	$0.00
035-114-027	$31.88	$14.94	$0.00
035-115-001	$31.88	$14.94	$0.00
035-115-002	$31.88	$14.94	$0.00
035-115-004	$31.88	$14.94	$0.00
035-115-005	$31.88	$14.94	$0.00
035-115-006	$31.88	$14.94	$0.00
035-115-007	$31.88	$14.94	$0.00
035-115-008	$31.88	$14.94	$0.00
035-115-009	$31.88	$14.94	$0.00
035-115-010	$31.88	$14.94	$0.00
035-115-011	$31.88	$14.94	$0.00
035-115-012	$31.88	$14.94	$0.00
035-115-013	$31.88	$14.94	$0.00
035-115-014	$31.88	$14.94	$0.00
035-115-015	$31.88	$14.94	$0.00
035-115-016	$31.88	$14.94	$0.00
035-115-017	$31.88	$14.94	$0.00
035-116-002	$31.88	$14.94	$0.00
035-116-003	$31.88	$14.94	$0.00
035-116-006	$31.88	$14.94	$0.00
035-116-007	$127.52	$29.88	$0.00
035-116-008	$31.88	$14.94	$0.00
035-116-009	$31.88	$14.94	$0.00
035-116-011	$31.88	$14.94	$0.00
035-116-012	$31.88	$14.94	$0.00
035-116-013	$31.88	$14.94	$0.00
035-116-015	$31.88	$14.94	$0.00
035-116-016	$79.70	$74.70	$0.00
035-117-001	$31.88	$14.94	$0.00
035-117-002	$31.88	$14.94	$0.00
035-117-003	$31.88	$14.94	$0.00
035-117-004	$15.94	$7.46	$0.00
035-117-005	$63.76	$44.82	$0.00
035-117-009	$31.88	$14.94	$0.00
035-117-010	$31.88	$14.94	$0.00
035-117-013	$31.88	$14.94	$0.00
035-117-014	$31.88	$14.94	$0.00
035-117-016	$31.88	$14.94	$0.00
035-117-017	$31.88	$14.94	$0.00
035-117-018	$31.88	$14.94	$0.00
035-121-003	$31.88	$74.70	$0.00
035-121-004	$31.88	$74.70	$0.00
035-121-005	$31.88	$74.70	$0.00
035-121-006	$31.88	$0.00	$0.00
035-121-007	$31.88	$74.70	$0.00
035-122-001	$31.88	$74.70	$0.00
035-122-002	$31.88	$74.70	$0.00
035-122-004	$31.88	$74.70	$0.00
035-122-005	$31.88	$74.70	$0.00
035-122-006	$31.88	$74.70	$0.00
035-122-007	$31.88	$74.70	$0.00
035-131-002	$31.88	$0.00	$0.00
035-131-003	$31.88	$0.00	$0.00
035-132-001	$31.88	$14.94	$0.00
035-132-002	$31.88	$74.70	$0.00
035-132-003	$31.88	$14.94	$0.00
035-132-004	$31.88	$14.94	$0.00
035-132-005	$31.88	$14.94	$0.00
035-132-006	$31.88	$14.94	$0.00

CITY OF OAKLEY
STREET LIGHTING AND LANDSCAPE ASESSMENT DISTRICT
ZONES 1, 2,
FINAL ASSESSMENT ROLL
FISCAL YEAR 2025-26

Sorted by Zone & Assessor's Parcel Number

Assessor's Parcel Number	Park Amount	Street Light Amount	Landscape Amount
035-132-007	$31.88	$14.94	$0.00
035-132-008	$31.88	$14.94	$0.00
035-132-009	$31.88	$14.94	$0.00
035-132-010	$31.88	$14.94	$0.00
035-133-001	$31.88	$14.94	$0.00
035-133-002	$31.88	$14.94	$0.00
035-133-003	$31.88	$14.94	$0.00
035-133-006	$31.88	$14.94	$0.00
035-133-007	$31.88	$14.94	$0.00
035-133-008	$31.88	$14.94	$0.00
035-133-009	$31.88	$14.94	$0.00
035-133-011	$31.88	$14.94	$0.00
035-133-012	$31.88	$14.94	$0.00
035-133-013	$31.88	$14.94	$0.00
035-133-014	$31.88	$14.94	$0.00
035-134-002	$31.88	$14.94	$0.00
035-134-003	$31.88	$14.94	$0.00
035-134-006	$31.88	$14.94	$0.00
035-134-007	$31.88	$14.94	$0.00
035-134-008	$31.88	$14.94	$0.00
035-134-009	$31.88	$14.94	$0.00
035-134-010	$31.88	$14.94	$0.00
035-134-011	$31.88	$14.94	$0.00
035-134-012	$31.88	$14.94	$0.00
035-134-013	$31.88	$14.94	$0.00
035-134-014	$31.88	$14.94	$0.00
035-134-015	$31.88	$14.94	$0.00
035-141-003	$31.88	$14.94	$0.00
035-141-004	$31.88	$14.94	$0.00
035-141-008	$31.88	$14.94	$0.00
035-141-011	$31.88	$14.94	$0.00
035-141-012	$31.88	$14.94	$0.00
035-141-013	$31.88	$14.94	$0.00
035-141-014	$31.88	$14.94	$0.00
035-141-017	$31.88	$14.94	$0.00
035-141-018	$31.88	$14.94	$0.00
035-141-019	$31.88	$14.94	$0.00
035-142-001	$63.76	$29.88	$0.00
035-142-002	$31.88	$14.94	$0.00
035-142-003	$31.88	$14.94	$0.00
035-142-004	$31.88	$14.94	$0.00
035-142-005	$31.88	$14.94	$0.00
035-142-006	$31.88	$14.94	$0.00
035-142-007	$31.88	$14.94	$0.00
035-142-008	$31.88	$14.94	$0.00
035-142-009	$31.88	$14.94	$0.00
035-142-013	$31.88	$14.94	$0.00
035-142-014	$31.88	$14.94	$0.00
035-143-001	$31.88	$14.94	$0.00
035-143-002	$31.88	$14.94	$0.00
035-143-003	$31.88	$14.94	$0.00
035-143-005	$31.88	$14.94	$0.00
035-143-006	$31.88	$14.94	$0.00
035-143-008	$31.88	$14.94	$0.00
035-143-010	$31.88	$14.94	$0.00
035-143-011	$31.88	$14.94	$0.00
035-143-012	$31.88	$14.94	$0.00
035-143-013	$15.94	$7.46	$0.00
035-144-003	$31.88	$74.70	$0.00
035-144-004	$31.88	$14.94	$0.00
035-144-005	$31.88	$14.94	$0.00
035-144-007	$31.88	$14.94	$0.00
035-144-009	$31.88	$14.94	$0.00
035-144-010	$63.76	$44.82	$0.00
035-144-011	$31.88	$14.94	$0.00
035-144-012	$31.88	$14.94	$0.00
035-151-003	$31.88	$14.94	$0.00
035-151-004	$31.88	$14.94	$0.00
035-151-007	$31.88	$14.94	$0.00
035-151-008	$31.88	$14.94	$0.00
035-151-011	$31.88	$14.94	$0.00
035-151-012	$31.88	$14.94	$0.00
035-151-013	$31.88	$14.94	$0.00
035-151-014	$31.88	$14.94	$0.00
035-151-017	$31.88	$14.94	$0.00
035-151-018	$31.88	$14.94	$0.00
035-152-002	$31.88	$14.94	$0.00
035-152-003	$31.88	$14.94	$0.00
035-152-004	$31.88	$14.94	$0.00
035-152-005	$31.88	$14.94	$0.00
035-152-006	$31.88	$14.94	$0.00
035-152-007	$31.88	$14.94	$0.00
035-152-008	$31.88	$14.94	$0.00
035-152-009	$31.88	$14.94	$0.00
035-152-010	$31.88	$14.94	$0.00
035-152-011	$31.88	$14.94	$0.00
035-152-012	$31.88	$14.94	$0.00
035-153-001	$31.88	$14.94	$0.00
035-153-002	$31.88	$14.94	$0.00
035-153-003	$31.88	$14.94	$0.00
035-153-004	$31.88	$14.94	$0.00
035-153-005	$31.88	$14.94	$0.00
035-153-006	$31.88	$14.94	$0.00
035-153-007	$31.88	$14.94	$0.00
035-153-008	$31.88	$14.94	$0.00
035-153-009	$31.88	$14.94	$0.00
035-154-002	$31.88	$14.94	$0.00
035-154-003	$31.88	$14.94	$0.00
035-154-004	$31.88	$14.94	$0.00
035-154-005	$31.88	$14.94	$0.00
035-154-007	$31.88	$14.94	$0.00
035-154-008	$31.88	$14.94	$0.00
035-154-009	$31.88	$14.94	$0.00
035-154-010	$31.88	$14.94	$0.00
035-154-011	$31.88	$14.94	$0.00
035-154-012	$31.88	$14.94	$0.00
035-161-001	$31.88	$74.70	$0.00
035-161-002	$31.88	$74.70	$0.00
035-161-004	$31.88	$74.70	$0.00
035-161-005	$31.88	$74.70	$0.00
035-161-006	$31.88	$14.94	$0.00
035-161-008	$31.88	$14.94	$0.00
035-161-009	$31.88	$14.94	$0.00
035-161-010	$31.88	$14.94	$0.00
035-161-011	$15.94	$7.46	$0.00
035-162-002	$31.88	$29.88	$0.00
035-162-003	$31.88	$14.94	$0.00
035-162-004	$31.88	$14.94	$0.00
035-162-005	$31.88	$14.94	$0.00
035-162-006	$31.88	$14.94	$0.00
035-162-007	$63.76	$44.82	$0.00
035-162-008	$31.88	$14.94	$0.00
035-162-009	$31.88	$14.94	$0.00
035-162-010	$31.88	$14.94	$0.00
035-162-011	$31.88	$14.94	$0.00
035-162-012	$31.88	$14.94	$0.00
035-163-001	$31.88	$14.94	$0.00
035-163-002	$31.88	$74.70	$0.00
035-163-003	$15.94	$7.46	$0.00
035-163-004	$63.76	$29.88	$0.00
035-163-005	$31.88	$74.70	$0.00
035-163-006	$15.94	$7.46	$0.00
035-163-007	$31.88	$74.70	$0.00
035-163-008	$31.88	$14.94	$0.00
035-163-009	$31.88	$14.94	$0.00
035-163-010	$31.88	$14.94	$0.00
035-163-011	$31.88	$14.94	$0.00
035-163-012	$31.88	$14.94	$0.00
035-163-013	$31.88	$14.94	$0.00
035-163-015	$31.88	$14.94	$0.00
035-171-007	$31.88	$14.94	$0.00
035-171-009	$31.88	$14.94	$0.00
035-171-010	$191.28	$44.82	$0.00
035-171-012	$31.88	$74.70	$0.00
035-171-013	$31.88	$14.94	$0.00
035-171-014	$15.94	$7.46	$0.00
035-171-015	$31.88	$74.70	$0.00
035-171-016	$15.94	$7.46	$0.00
035-172-002	$31.88	$74.70	$0.00
035-172-004	$38.42	$7.46	$0.00
035-172-010	$31.88	$74.70	$0.00
035-173-003	$31.88	$74.70	$0.00
035-173-008	$15.94	$7.46	$0.00
035-173-009	$15.94	$7.46	$0.00
035-173-010	$15.94	$7.46	$0.00
035-173-011	$15.94	$7.46	$0.00
035-173-012	$15.94	$7.46	$0.00
035-173-013	$15.94	$7.46	$0.00
035-174-003	$31.88	$0.00	$0.00
035-174-004	$31.88	$0.00	$0.00
035-182-004	$31.88	$74.70	$0.00
035-182-005	$31.88	$14.94	$0.00
035-182-006	$31.88	$14.94	$0.00
035-182-007	$31.88	$14.94	$0.00
035-182-008	$31.88	$14.94	$0.00

CITY OF OAKLEY
STREET LIGHTING AND LANDSCAPE ASESSMENT DISTRICT
ZONES 1, 2,
FINAL ASSESSMENT ROLL
FISCAL YEAR 2025-26

Sorted by Zone & Assessor's Parcel Number

Assessor's Parcel Number	Park Amount	Street Light Amount	Landscape Amount
035-182-009	$31.88	$14.94	$0.00
035-182-010	$31.88	$14.94	$0.00
035-182-011	$31.88	$14.94	$0.00
035-182-012	$31.88	$14.94	$0.00
035-182-015	$16.16	$7.46	$0.00
035-182-016	$31.88	$14.94	$0.00
035-182-018	$31.88	$74.70	$0.00
035-182-019	$31.88	$74.70	$0.00
035-182-021	$31.88	$74.70	$0.00
035-190-006	$31.88	$0.00	$0.00
035-190-008	$47.82	$0.00	$0.00
035-190-017	$31.88	$0.00	$0.00
035-201-002	$31.88	$0.00	$0.00
035-201-004	$31.88	$0.00	$0.00
035-201-008	$31.88	$0.00	$0.00
035-201-010	$31.88	$0.00	$0.00
035-201-012	$31.88	$0.00	$0.00
035-201-013	$31.88	$0.00	$0.00
035-201-014	$31.88	$0.00	$0.00
035-201-015	$31.88	$74.70	$0.00
035-201-016	$31.88	$0.00	$0.00
035-201-017	$31.88	$0.00	$0.00
035-202-002	$31.88	$0.00	$0.00
035-202-003	$31.88	$0.00	$0.00
035-202-004	$31.88	$0.00	$0.00
035-202-007	$15.94	$0.00	$0.00
035-202-010	$31.88	$0.00	$0.00
035-202-011	$15.94	$0.00	$0.00
035-202-012	$31.88	$0.00	$0.00
035-211-002	$95.64	$0.00	$0.00
035-211-004	$95.64	$0.00	$0.00
035-220-010	$31.88	$0.00	$0.00
035-220-011	$31.88	$0.00	$0.00
035-220-012	$31.88	$0.00	$0.00
035-220-013	$31.88	$0.00	$0.00
035-220-021	$31.88	$0.00	$0.00
035-220-027	$31.88	$0.00	$0.00
035-220-033	$31.88	$0.00	$0.00
035-220-034	$31.88	$0.00	$0.00
035-230-002	$31.88	$0.00	$0.00
035-230-003	$31.88	$0.00	$0.00
035-230-004	$31.88	$0.00	$0.00
035-230-005	$31.88	$0.00	$0.00
035-230-007	$31.88	$0.00	$0.00
035-230-008	$31.88	$0.00	$0.00
035-230-010	$31.88	$0.00	$0.00
035-230-011	$31.88	$0.00	$0.00
035-230-012	$31.88	$14.94	$0.00
035-230-013	$31.88	$14.94	$0.00
035-230-014	$31.88	$14.94	$0.00
035-240-004	$31.88	$0.00	$0.00
035-240-005	$31.88	$0.00	$0.00
035-240-006	$31.88	$0.00	$0.00
035-240-007	$31.88	$0.00	$0.00
035-240-009	$31.88	$0.00	$0.00
035-240-010	$31.88	$0.00	$0.00
035-240-012	$31.88	$0.00	$0.00
035-240-013	$31.88	$0.00	$0.00
035-240-014	$31.88	$0.00	$0.00
035-240-018	$31.88	$0.00	$0.00
035-240-019	$31.88	$0.00	$0.00
035-240-020	$31.88	$0.00	$0.00
035-240-021	$31.88	$0.00	$0.00
035-240-022	$31.88	$0.00	$0.00
035-240-023	$31.88	$0.00	$0.00
035-240-028	$15.94	$0.00	$0.00
035-240-029	$15.94	$0.00	$0.00
035-240-030	$15.94	$0.00	$0.00
035-250-002	$31.88	$0.00	$0.00
035-250-005	$31.88	$0.00	$0.00
035-250-008	$31.88	$0.00	$0.00
035-250-009	$31.88	$14.94	$0.00
035-250-010	$31.88	$14.94	$0.00
035-250-011	$31.88	$14.94	$0.00
035-250-012	$31.88	$14.94	$0.00
035-250-013	$31.88	$14.94	$0.00
035-250-014	$31.88	$14.94	$0.00
035-250-015	$31.88	$14.94	$0.00
035-250-016	$31.88	$14.94	$0.00
035-250-018	$31.88	$14.94	$0.00
035-250-019	$15.94	$7.46	$0.00
035-250-020	$15.94	$7.46	$0.00
035-263-082	$44.30	$74.70	$0.00
035-281-005	$31.88	$0.00	$0.00
035-281-006	$31.88	$0.00	$0.00
035-281-007	$18.26	$0.00	$0.00
035-281-008	$31.88	$0.00	$0.00
035-281-010	$15.94	$0.00	$0.00
035-281-011	$31.88	$0.00	$0.00
035-282-003	$31.88	$0.00	$0.00
035-282-012	$31.88	$0.00	$0.00
035-282-020	$31.88	$0.00	$0.00
035-282-038	$31.88	$0.00	$0.00
035-282-043	$31.88	$14.94	$0.00
035-282-046	$31.88	$14.94	$0.00
035-282-048	$1,052.04	$0.00	$0.00
035-282-054	$31.88	$0.00	$0.00
035-282-055	$31.88	$14.94	$0.00
035-282-056	$60.12	$74.70	$0.00
035-282-058	$31.88	$0.00	$0.00
035-282-062	$15.94	$0.00	$0.00
035-290-001	$31.88	$14.94	$0.00
035-290-002	$31.88	$14.94	$0.00
035-290-003	$31.88	$14.94	$0.00
035-290-004	$31.88	$14.94	$0.00
035-290-005	$31.88	$14.94	$0.00
035-290-006	$31.88	$14.94	$0.00
035-290-008	$31.88	$14.94	$0.00
035-290-009	$31.88	$14.94	$0.00
035-290-012	$31.88	$14.94	$0.00
035-290-015	$31.88	$14.94	$0.00
035-290-016	$31.88	$14.94	$0.00
035-290-017	$31.88	$14.94	$0.00
035-290-018	$31.88	$14.94	$0.00
035-290-019	$31.88	$14.94	$0.00
035-290-020	$31.88	$14.94	$0.00
035-290-021	$31.88	$14.94	$0.00
035-290-022	$31.88	$14.94	$0.00
035-290-023	$31.88	$14.94	$0.00
035-290-024	$31.88	$14.94	$0.00
035-290-025	$31.88	$14.94	$0.00
035-290-026	$31.88	$14.94	$0.00
035-290-027	$31.88	$14.94	$0.00
035-290-028	$31.88	$14.94	$0.00
035-290-029	$31.88	$14.94	$0.00
035-290-031	$31.88	$14.94	$0.00
035-290-032	$31.88	$14.94	$0.00
035-300-001	$31.88	$14.94	$0.00
035-300-002	$31.88	$14.94	$0.00
035-300-003	$31.88	$14.94	$0.00
035-300-004	$31.88	$14.94	$0.00
035-300-005	$31.88	$14.94	$0.00
035-300-006	$31.88	$14.94	$0.00
035-300-007	$31.88	$14.94	$0.00
035-300-008	$31.88	$14.94	$0.00
035-300-009	$31.88	$14.94	$0.00
035-300-010	$31.88	$14.94	$0.00
035-300-013	$39.20	$0.00	$0.00
035-300-016	$223.16	$104.58	$0.00
035-300-018	$557.90	$104.58	$0.00
035-300-019	$31.88	$0.00	$0.00
035-300-020	$95.64	$0.00	$0.00
035-300-021	$31.88	$0.00	$0.00
035-300-023	$31.88	$0.00	$0.00
035-300-024	$31.88	$0.00	$0.00
035-300-026	$47.82	$104.58	$0.00
035-300-027	$31.88	$0.00	$0.00
035-300-028	$31.88	$0.00	$0.00
035-311-002	$31.88	$14.94	$0.00
035-311-003	$31.88	$14.94	$0.00
035-311-004	$31.88	$14.94	$0.00
035-311-005	$31.88	$14.94	$0.00
035-311-006	$31.88	$14.94	$0.00
035-311-007	$31.88	$14.94	$0.00
035-311-008	$31.88	$14.94	$0.00
035-311-009	$31.88	$14.94	$0.00
035-311-010	$31.88	$14.94	$0.00
035-311-011	$31.88	$14.94	$0.00
035-311-012	$31.88	$14.94	$0.00
035-311-013	$31.88	$14.94	$0.00
035-311-014	$31.88	$14.94	$0.00
035-311-015	$31.88	$14.94	$0.00
035-311-016	$31.88	$14.94	$0.00
035-311-017	$31.88	$14.94	$0.00
035-311-020	$31.88	$14.94	$0.00

CITY OF OAKLEY
STREET LIGHTING AND LANDSCAPE ASESSMENT DISTRICT
ZONES 1, 2,
FINAL ASSESSMENT ROLL
FISCAL YEAR 2025-26

Sorted by Zone & Assessor's Parcel Number

Assessor's Parcel Number	Park Amount	Street Light Amount	Landscape Amount
035-311-021	$63.76	$29.88	$0.00
035-311-022	$63.76	$29.88	$0.00
035-312-001	$31.88	$14.94	$0.00
035-312-002	$31.88	$14.94	$0.00
035-312-003	$31.88	$14.94	$0.00
035-312-004	$31.88	$14.94	$0.00
035-312-005	$31.88	$14.94	$0.00
035-312-006	$31.88	$14.94	$0.00
035-312-007	$31.88	$14.94	$0.00
035-312-008	$31.88	$14.94	$0.00
035-312-009	$31.88	$14.94	$0.00
035-312-010	$31.88	$14.94	$0.00
035-313-001	$31.88	$14.94	$0.00
035-313-002	$31.88	$14.94	$0.00
035-313-003	$31.88	$14.94	$0.00
035-313-007	$31.88	$14.94	$0.00
035-313-008	$31.88	$14.94	$0.00
035-313-012	$31.88	$14.94	$0.00
035-313-013	$31.88	$14.94	$0.00
035-313-014	$31.88	$14.94	$0.00
035-313-015	$31.88	$14.94	$0.00
035-313-017	$31.88	$14.94	$0.00
035-313-018	$31.88	$14.94	$0.00
035-313-019	$31.88	$14.94	$0.00
035-313-020	$31.88	$14.94	$0.00
035-314-001	$31.88	$14.94	$0.00
035-314-002	$31.88	$14.94	$0.00
035-314-003	$31.88	$14.94	$0.00
035-314-004	$31.88	$14.94	$0.00
035-314-005	$31.88	$14.94	$0.00
035-314-006	$31.88	$14.94	$0.00
035-314-007	$31.88	$14.94	$0.00
035-314-008	$31.88	$14.94	$0.00
035-314-009	$31.88	$14.94	$0.00
035-314-010	$31.88	$14.94	$0.00
035-321-001	$31.88	$14.94	$0.00
035-321-002	$31.88	$14.94	$0.00
035-321-003	$31.88	$14.94	$0.00
035-321-004	$31.88	$14.94	$0.00
035-321-005	$31.88	$14.94	$0.00
035-321-006	$31.88	$14.94	$0.00
035-321-007	$31.88	$14.94	$0.00
035-322-001	$31.88	$14.94	$0.00
035-322-002	$31.88	$14.94	$0.00
035-322-003	$31.88	$14.94	$0.00
035-322-004	$31.88	$14.94	$0.00
035-322-009	$31.88	$14.94	$0.00
035-322-010	$31.88	$14.94	$0.00
035-322-011	$31.88	$14.94	$0.00
035-322-012	$31.88	$14.94	$0.00
035-322-013	$31.88	$14.94	$0.00
035-322-014	$31.88	$14.94	$0.00
035-322-015	$31.88	$14.94	$0.00
035-322-016	$31.88	$14.94	$0.00
035-322-017	$31.88	$14.94	$0.00
035-322-019	$15.94	$7.46	$0.00
035-322-020	$15.94	$7.46	$0.00
035-322-021	$15.94	$7.46	$0.00
035-322-022	$15.94	$7.46	$0.00
035-323-001	$31.88	$14.94	$0.00
035-323-002	$31.88	$14.94	$0.00
035-323-003	$31.88	$14.94	$0.00
035-323-004	$31.88	$14.94	$0.00
035-323-005	$31.88	$14.94	$0.00
035-323-006	$31.88	$14.94	$0.00
035-323-007	$31.88	$14.94	$0.00
035-323-008	$31.88	$14.94	$0.00
035-323-009	$31.88	$14.94	$0.00
035-323-010	$31.88	$14.94	$0.00
035-323-011	$31.88	$14.94	$0.00
035-323-012	$31.88	$14.94	$0.00
035-323-013	$31.88	$14.94	$0.00
035-323-014	$31.88	$14.94	$0.00
035-323-015	$31.88	$14.94	$0.00
035-323-016	$31.88	$14.94	$0.00
035-323-017	$31.88	$14.94	$0.00
035-323-018	$31.88	$14.94	$0.00
035-323-019	$31.88	$14.94	$0.00
035-323-020	$31.88	$14.94	$0.00
035-323-021	$31.88	$14.94	$0.00
035-323-022	$31.88	$14.94	$0.00
035-323-023	$31.88	$14.94	$0.00
035-323-024	$31.88	$14.94	$0.00
035-323-025	$31.88	$14.94	$0.00
035-323-026	$31.88	$14.94	$0.00
035-323-027	$31.88	$14.94	$0.00
035-323-028	$31.88	$14.94	$0.00
035-323-029	$31.88	$14.94	$0.00
035-323-030	$31.88	$14.94	$0.00
035-323-031	$31.88	$14.94	$0.00
035-323-032	$31.88	$14.94	$0.00
035-323-033	$31.88	$14.94	$0.00
035-323-034	$31.88	$14.94	$0.00
035-323-035	$31.88	$14.94	$0.00
035-323-036	$31.88	$14.94	$0.00
035-324-001	$31.88	$14.94	$0.00
035-324-002	$31.88	$14.94	$0.00
035-324-003	$31.88	$14.94	$0.00
035-324-004	$31.88	$14.94	$0.00
035-324-005	$31.88	$14.94	$0.00
035-324-006	$31.88	$14.94	$0.00
035-324-007	$31.88	$14.94	$0.00
035-324-008	$31.88	$14.94	$0.00
035-324-009	$31.88	$14.94	$0.00
035-324-010	$31.88	$14.94	$0.00
035-324-011	$31.88	$14.94	$0.00
035-325-001	$31.88	$14.94	$0.00
035-325-002	$31.88	$14.94	$0.00
035-325-003	$31.88	$14.94	$0.00
035-325-004	$31.88	$14.94	$0.00
035-325-005	$31.88	$14.94	$0.00
035-325-006	$31.88	$14.94	$0.00
035-325-007	$31.88	$14.94	$0.00
035-325-008	$31.88	$14.94	$0.00
035-325-009	$31.88	$14.94	$0.00
035-325-010	$31.88	$14.94	$0.00
035-325-011	$31.88	$14.94	$0.00
035-325-012	$31.88	$14.94	$0.00
035-325-013	$31.88	$14.94	$0.00
035-325-014	$31.88	$14.94	$0.00
035-325-015	$31.88	$14.94	$0.00
035-325-016	$31.88	$14.94	$0.00
035-325-017	$31.88	$14.94	$0.00
035-325-018	$31.88	$14.94	$0.00
035-325-019	$31.88	$14.94	$0.00
035-325-020	$31.88	$14.94	$0.00
035-325-021	$31.88	$14.94	$0.00
035-325-022	$31.88	$14.94	$0.00
035-325-023	$31.88	$14.94	$0.00
035-325-024	$31.88	$14.94	$0.00
035-325-025	$31.88	$14.94	$0.00
035-325-026	$31.88	$14.94	$0.00
035-325-027	$31.88	$14.94	$0.00
035-325-028	$31.88	$14.94	$0.00
035-331-001	$31.88	$14.94	$0.00
035-331-002	$31.88	$14.94	$0.00
035-331-003	$31.88	$14.94	$0.00
035-331-004	$31.88	$14.94	$0.00
035-331-006	$31.88	$14.94	$0.00
035-332-002	$31.88	$14.94	$0.00
035-332-003	$31.88	$14.94	$0.00
035-332-004	$31.88	$14.94	$0.00
035-332-005	$31.88	$14.94	$0.00
035-332-006	$31.88	$14.94	$0.00
035-332-007	$31.88	$14.94	$0.00
035-332-008	$31.88	$14.94	$0.00
035-332-009	$31.88	$14.94	$0.00
035-332-010	$31.88	$14.94	$0.00
035-332-011	$31.88	$14.94	$0.00
035-332-012	$31.88	$14.94	$0.00
035-332-013	$31.88	$14.94	$0.00
035-332-014	$31.88	$14.94	$0.00
035-332-015	$31.88	$14.94	$0.00
035-332-016	$31.88	$14.94	$0.00
035-332-017	$31.88	$14.94	$0.00
035-332-018	$31.88	$14.94	$0.00
035-332-019	$31.88	$14.94	$0.00
035-332-020	$31.88	$14.94	$0.00
035-332-021	$31.88	$14.94	$0.00
035-332-022	$31.88	$14.94	$0.00
035-332-023	$31.88	$14.94	$0.00
035-332-024	$31.88	$14.94	$0.00
035-332-025	$31.88	$14.94	$0.00
035-332-026	$31.88	$14.94	$0.00
035-332-027	$31.88	$14.94	$0.00

CITY OF OAKLEY
STREET LIGHTING AND LANDSCAPE ASESSMENT DISTRICT
ZONES 1, 2,
FINAL ASSESSMENT ROLL
FISCAL YEAR 2025-26

Sorted by Zone & Assessor's Parcel Number

Assessor's Parcel Number	Park Amount	Street Light Amount	Landscape Amount
035-332-028	$31.88	$14.94	$0.00
035-332-029	$31.88	$14.94	$0.00
035-332-030	$31.88	$14.94	$0.00
035-332-031	$31.88	$14.94	$0.00
035-332-032	$31.88	$14.94	$0.00
035-332-033	$31.88	$14.94	$0.00
035-332-034	$31.88	$14.94	$0.00
035-332-035	$31.88	$14.94	$0.00
035-332-036	$31.88	$14.94	$0.00
035-332-037	$31.88	$14.94	$0.00
035-332-038	$31.88	$14.94	$0.00
035-332-039	$31.88	$14.94	$0.00
035-332-040	$31.88	$14.94	$0.00
035-332-041	$31.88	$14.94	$0.00
035-332-042	$31.88	$14.94	$0.00
035-332-043	$31.88	$14.94	$0.00
035-332-044	$31.88	$14.94	$0.00
035-332-045	$31.88	$14.94	$0.00
035-332-046	$31.88	$14.94	$0.00
035-332-047	$31.88	$14.94	$0.00
035-332-048	$31.88	$14.94	$0.00
035-332-049	$31.88	$14.94	$0.00
035-332-050	$31.88	$14.94	$0.00
035-332-051	$31.88	$14.94	$0.00
035-332-052	$31.88	$14.94	$0.00
035-332-053	$31.88	$14.94	$0.00
035-332-054	$31.88	$14.94	$0.00
035-333-001	$31.88	$14.94	$0.00
035-333-002	$31.88	$14.94	$0.00
035-333-003	$31.88	$14.94	$0.00
035-333-004	$31.88	$14.94	$0.00
035-333-005	$31.88	$14.94	$0.00
035-333-006	$31.88	$14.94	$0.00
035-333-007	$31.88	$14.94	$0.00
035-333-008	$31.88	$14.94	$0.00
035-333-009	$31.88	$14.94	$0.00
035-333-010	$31.88	$14.94	$0.00
035-333-011	$31.88	$14.94	$0.00
035-333-012	$31.88	$14.94	$0.00
035-333-013	$31.88	$14.94	$0.00
035-333-014	$31.88	$14.94	$0.00
035-333-015	$31.88	$14.94	$0.00
035-333-016	$31.88	$14.94	$0.00
035-333-017	$31.88	$14.94	$0.00
035-333-018	$31.88	$14.94	$0.00
035-333-019	$31.88	$14.94	$0.00
035-333-020	$31.88	$14.94	$0.00
035-333-021	$31.88	$14.94	$0.00
035-334-001	$31.88	$14.94	$0.00
035-334-002	$31.88	$14.94	$0.00
035-334-003	$31.88	$14.94	$0.00
035-334-004	$31.88	$14.94	$0.00
035-334-005	$31.88	$14.94	$0.00
035-334-006	$31.88	$14.94	$0.00
035-334-007	$31.88	$14.94	$0.00
035-334-008	$31.88	$14.94	$0.00
035-334-009	$31.88	$14.94	$0.00
035-334-010	$31.88	$14.94	$0.00
035-341-001	$31.88	$14.94	$0.00
035-341-002	$31.88	$14.94	$0.00
035-341-003	$31.88	$14.94	$0.00
035-341-004	$31.88	$14.94	$0.00
035-341-005	$31.88	$14.94	$0.00
035-341-006	$31.88	$14.94	$0.00
035-341-007	$31.88	$14.94	$0.00
035-341-008	$31.88	$14.94	$0.00
035-341-009	$31.88	$14.94	$0.00
035-341-010	$31.88	$14.94	$0.00
035-341-011	$31.88	$14.94	$0.00
035-341-012	$31.88	$14.94	$0.00
035-341-013	$31.88	$14.94	$0.00
035-341-014	$31.88	$14.94	$0.00
035-341-015	$31.88	$14.94	$0.00
035-341-016	$31.88	$14.94	$0.00
035-341-017	$31.88	$14.94	$0.00
035-341-018	$31.88	$14.94	$0.00
035-341-019	$31.88	$14.94	$0.00
035-341-020	$31.88	$14.94	$0.00
035-341-021	$31.88	$14.94	$0.00
035-341-022	$31.88	$14.94	$0.00
035-341-023	$31.88	$14.94	$0.00
035-341-024	$31.88	$14.94	$0.00
035-341-025	$31.88	$14.94	$0.00
035-341-026	$31.88	$14.94	$0.00
035-342-001	$31.88	$14.94	$0.00
035-342-002	$31.88	$14.94	$0.00
035-342-003	$31.88	$14.94	$0.00
035-342-004	$31.88	$14.94	$0.00
035-342-005	$31.88	$14.94	$0.00
035-342-006	$31.88	$14.94	$0.00
035-342-007	$31.88	$14.94	$0.00
035-342-008	$31.88	$14.94	$0.00
035-342-009	$31.88	$14.94	$0.00
035-342-010	$31.88	$14.94	$0.00
035-343-001	$31.88	$14.94	$0.00
035-343-002	$31.88	$14.94	$0.00
035-343-003	$31.88	$14.94	$0.00
035-343-004	$31.88	$14.94	$0.00
035-343-005	$31.88	$14.94	$0.00
035-343-006	$31.88	$14.94	$0.00
035-343-007	$31.88	$14.94	$0.00
035-343-008	$31.88	$14.94	$0.00
035-343-009	$31.88	$14.94	$0.00
035-343-010	$31.88	$14.94	$0.00
035-343-011	$31.88	$14.94	$0.00
035-343-012	$31.88	$14.94	$0.00
035-343-013	$31.88	$14.94	$0.00
035-343-014	$31.88	$14.94	$0.00
035-343-015	$31.88	$14.94	$0.00
035-343-016	$31.88	$14.94	$0.00
035-343-017	$31.88	$14.94	$0.00
035-343-018	$31.88	$14.94	$0.00
035-343-019	$31.88	$14.94	$0.00
035-343-020	$31.88	$14.94	$0.00
035-343-021	$31.88	$14.94	$0.00
035-343-022	$31.88	$14.94	$0.00
035-344-001	$31.88	$14.94	$0.00
035-344-002	$31.88	$14.94	$0.00
035-344-003	$31.88	$14.94	$0.00
035-344-004	$31.88	$14.94	$0.00
035-344-005	$31.88	$14.94	$0.00
035-344-006	$31.88	$14.94	$0.00
035-344-007	$31.88	$14.94	$0.00
035-344-008	$31.88	$14.94	$0.00
035-344-009	$31.88	$14.94	$0.00
035-344-010	$31.88	$14.94	$0.00
035-344-011	$31.88	$14.94	$0.00
035-344-012	$31.88	$14.94	$0.00
035-344-013	$31.88	$14.94	$0.00
035-344-014	$31.88	$14.94	$0.00
035-344-015	$31.88	$14.94	$0.00
035-344-016	$31.88	$14.94	$0.00
035-344-017	$31.88	$14.94	$0.00
035-344-018	$31.88	$14.94	$0.00
035-344-019	$31.88	$14.94	$0.00
035-344-020	$31.88	$14.94	$0.00
035-344-021	$31.88	$14.94	$0.00
035-344-022	$31.88	$14.94	$0.00
035-344-023	$31.88	$14.94	$0.00
035-344-024	$31.88	$14.94	$0.00
035-344-025	$31.88	$14.94	$0.00
035-344-026	$31.88	$14.94	$0.00
035-344-027	$31.88	$14.94	$0.00
035-344-028	$31.88	$14.94	$0.00
035-345-001	$31.88	$14.94	$0.00
035-345-002	$31.88	$14.94	$0.00
035-345-003	$31.88	$14.94	$0.00
035-345-004	$31.88	$14.94	$0.00
035-345-005	$31.88	$14.94	$0.00
035-345-006	$31.88	$14.94	$0.00
035-345-007	$31.88	$14.94	$0.00
035-345-008	$31.88	$14.94	$0.00
035-351-001	$31.88	$14.94	$0.00
035-351-002	$31.88	$14.94	$0.00
035-351-003	$31.88	$14.94	$0.00
035-351-004	$31.88	$14.94	$0.00
035-351-005	$31.88	$14.94	$0.00
035-351-006	$31.88	$14.94	$0.00
035-351-007	$31.88	$14.94	$0.00
035-351-008	$31.88	$14.94	$0.00
035-351-009	$31.88	$14.94	$0.00
035-351-010	$31.88	$14.94	$0.00
035-351-011	$31.88	$14.94	$0.00
035-351-012	$31.88	$14.94	$0.00
035-351-013	$31.88	$14.94	$0.00

CITY OF OAKLEY
STREET LIGHTING AND LANDSCAPE ASESSMENT DISTRICT
ZONES 1, 2,
FINAL ASSESSMENT ROLL
FISCAL YEAR 2025-26

Sorted by Zone & Assessor's Parcel Number

Assessor's Parcel Number	Park Amount	Street Light Amount	Landscape Amount
035-351-014	$31.88	$14.94	$0.00
035-351-015	$31.88	$14.94	$0.00
035-351-016	$31.88	$14.94	$0.00
035-351-017	$31.88	$14.94	$0.00
035-351-018	$31.88	$14.94	$0.00
035-351-019	$31.88	$14.94	$0.00
035-351-020	$31.88	$14.94	$0.00
035-351-021	$31.88	$14.94	$0.00
035-351-022	$31.88	$14.94	$0.00
035-351-023	$31.88	$14.94	$0.00
035-351-024	$31.88	$14.94	$0.00
035-351-025	$31.88	$14.94	$0.00
035-351-026	$31.88	$14.94	$0.00
035-351-027	$31.88	$14.94	$0.00
035-351-028	$31.88	$14.94	$0.00
035-351-029	$31.88	$14.94	$0.00
035-351-030	$31.88	$14.94	$0.00
035-351-031	$31.88	$14.94	$0.00
035-351-032	$31.88	$14.94	$0.00
035-351-033	$31.88	$14.94	$0.00
035-351-034	$31.88	$14.94	$0.00
035-351-035	$31.88	$14.94	$0.00
035-351-036	$31.88	$14.94	$0.00
035-351-037	$31.88	$14.94	$0.00
035-351-038	$31.88	$14.94	$0.00
035-351-039	$31.88	$14.94	$0.00
035-351-040	$31.88	$14.94	$0.00
035-351-041	$31.88	$14.94	$0.00
035-351-042	$31.88	$14.94	$0.00
035-351-043	$31.88	$14.94	$0.00
035-351-044	$31.88	$14.94	$0.00
035-351-045	$31.88	$14.94	$0.00
035-351-046	$31.88	$14.94	$0.00
035-352-001	$31.88	$14.94	$0.00
035-352-002	$31.88	$14.94	$0.00
035-352-003	$31.88	$14.94	$0.00
035-352-004	$31.88	$14.94	$0.00
035-352-005	$31.88	$14.94	$0.00
035-352-006	$31.88	$14.94	$0.00
035-352-007	$31.88	$14.94	$0.00
035-352-008	$31.88	$14.94	$0.00
035-352-009	$31.88	$14.94	$0.00
035-352-010	$31.88	$14.94	$0.00
035-352-011	$31.88	$14.94	$0.00
035-352-012	$31.88	$14.94	$0.00
035-352-013	$31.88	$14.94	$0.00
035-352-014	$31.88	$14.94	$0.00
035-352-015	$31.88	$14.94	$0.00
035-352-016	$31.88	$14.94	$0.00
035-353-001	$31.88	$14.94	$0.00
035-353-002	$31.88	$14.94	$0.00
035-353-003	$31.88	$14.94	$0.00
035-353-004	$31.88	$14.94	$0.00
035-353-005	$31.88	$14.94	$0.00
035-353-006	$31.88	$14.94	$0.00
035-353-007	$31.88	$14.94	$0.00
035-353-008	$31.88	$14.94	$0.00
035-353-009	$31.88	$14.94	$0.00
035-353-010	$31.88	$14.94	$0.00
035-353-011	$31.88	$14.94	$0.00
035-353-012	$31.88	$14.94	$0.00
035-353-013	$31.88	$14.94	$0.00
035-353-014	$31.88	$14.94	$0.00
035-353-015	$31.88	$14.94	$0.00
035-353-016	$31.88	$14.94	$0.00
035-353-017	$31.88	$14.94	$0.00
035-353-018	$31.88	$14.94	$0.00
035-354-001	$31.88	$14.94	$0.00
035-354-002	$31.88	$14.94	$0.00
035-354-003	$31.88	$14.94	$0.00
035-354-004	$31.88	$14.94	$0.00
035-354-005	$31.88	$14.94	$0.00
035-354-006	$31.88	$14.94	$0.00
035-354-007	$31.88	$14.94	$0.00
035-354-008	$31.88	$14.94	$0.00
035-354-009	$31.88	$14.94	$0.00
035-354-010	$31.88	$14.94	$0.00
035-354-011	$31.88	$14.94	$0.00
035-354-012	$31.88	$14.94	$0.00
035-354-013	$31.88	$14.94	$0.00
035-354-014	$31.88	$14.94	$0.00
035-354-015	$31.88	$14.94	$0.00
035-354-016	$31.88	$14.94	$0.00
035-361-001	$31.88	$14.94	$0.00
035-361-002	$31.88	$14.94	$0.00
035-361-003	$31.88	$14.94	$0.00
035-361-004	$31.88	$14.94	$0.00
035-361-005	$31.88	$14.94	$0.00
035-361-006	$31.88	$14.94	$0.00
035-361-007	$31.88	$14.94	$0.00
035-361-008	$31.88	$14.94	$0.00
035-361-009	$31.88	$14.94	$0.00
035-361-010	$31.88	$14.94	$0.00
035-361-011	$31.88	$14.94	$0.00
035-361-012	$31.88	$14.94	$0.00
035-361-013	$31.88	$14.94	$0.00
035-361-014	$31.88	$14.94	$0.00
035-361-015	$31.88	$14.94	$0.00
035-361-016	$31.88	$14.94	$0.00
035-361-017	$31.88	$14.94	$0.00
035-361-018	$31.88	$14.94	$0.00
035-361-019	$31.88	$14.94	$0.00
035-361-020	$31.88	$14.94	$0.00
035-361-021	$31.88	$14.94	$0.00
035-361-022	$31.88	$14.94	$0.00
035-361-023	$31.88	$14.94	$0.00
035-361-024	$31.88	$14.94	$0.00
035-361-025	$31.88	$14.94	$0.00
035-361-026	$31.88	$14.94	$0.00
035-361-027	$31.88	$14.94	$0.00
035-361-028	$31.88	$14.94	$0.00
035-361-029	$31.88	$14.94	$0.00
035-361-030	$31.88	$14.94	$0.00
035-361-031	$31.88	$14.94	$0.00
035-361-032	$31.88	$14.94	$0.00
035-361-033	$31.88	$14.94	$0.00
035-361-034	$31.88	$14.94	$0.00
035-361-035	$31.88	$14.94	$0.00
035-361-036	$31.88	$14.94	$0.00
035-361-037	$31.88	$14.94	$0.00
035-361-038	$31.88	$14.94	$0.00
035-361-039	$31.88	$14.94	$0.00
035-361-040	$31.88	$14.94	$0.00
035-361-041	$31.88	$14.94	$0.00
035-362-001	$31.88	$14.94	$0.00
035-362-002	$31.88	$14.94	$0.00
035-362-003	$31.88	$14.94	$0.00
035-362-006	$31.88	$14.94	$0.00
035-362-007	$31.88	$14.94	$0.00
035-363-001	$31.88	$14.94	$0.00
035-363-002	$31.88	$14.94	$0.00
035-364-001	$31.88	$14.94	$0.00
035-364-002	$31.88	$14.94	$0.00
035-364-003	$31.88	$14.94	$0.00
035-364-004	$31.88	$14.94	$0.00
035-364-005	$31.88	$14.94	$0.00
035-364-006	$31.88	$14.94	$0.00
035-364-007	$31.88	$14.94	$0.00
035-364-008	$31.88	$14.94	$0.00
035-364-009	$31.88	$14.94	$0.00
035-364-010	$31.88	$14.94	$0.00
035-364-011	$31.88	$14.94	$0.00
035-365-001	$31.88	$14.94	$0.00
035-365-002	$31.88	$14.94	$0.00
035-365-003	$31.88	$14.94	$0.00
035-365-004	$31.88	$14.94	$0.00
035-365-005	$31.88	$14.94	$0.00
035-365-006	$31.88	$14.94	$0.00
035-365-007	$31.88	$14.94	$0.00
035-365-008	$31.88	$14.94	$0.00
035-365-009	$31.88	$14.94	$0.00
035-365-010	$31.88	$14.94	$0.00
035-365-011	$31.88	$14.94	$0.00
035-365-012	$31.88	$14.94	$0.00
035-365-013	$31.88	$14.94	$0.00
035-365-014	$31.88	$14.94	$0.00
035-365-015	$31.88	$14.94	$0.00
035-365-016	$31.88	$14.94	$0.00
035-365-017	$31.88	$14.94	$0.00
035-365-018	$31.88	$14.94	$0.00
035-365-019	$31.88	$14.94	$0.00
035-365-020	$31.88	$14.94	$0.00
035-365-021	$31.88	$0.00	$0.00
035-371-001	$31.88	$14.94	$0.00
035-371-002	$31.88	$14.94	$0.00

CITY OF OAKLEY
STREET LIGHTING AND LANDSCAPE ASESSMENT DISTRICT
ZONES 1, 2,
FINAL ASSESSMENT ROLL
FISCAL YEAR 2025-26

Sorted by Zone & Assessor's Parcel Number

Assessor's Parcel Number	Park Amount	Street Light Amount	Landscape Amount
035-371-003	$31.88	$14.94	$0.00
035-371-004	$31.88	$14.94	$0.00
035-371-005	$31.88	$14.94	$0.00
035-371-006	$31.88	$14.94	$0.00
035-371-007	$31.88	$14.94	$0.00
035-371-008	$31.88	$14.94	$0.00
035-371-009	$31.88	$14.94	$0.00
035-371-010	$31.88	$14.94	$0.00
035-371-011	$31.88	$14.94	$0.00
035-371-012	$31.88	$14.94	$0.00
035-371-013	$31.88	$14.94	$0.00
035-371-014	$31.88	$14.94	$0.00
035-371-015	$31.88	$14.94	$0.00
035-371-016	$31.88	$14.94	$0.00
035-371-017	$31.88	$14.94	$0.00
035-372-001	$31.88	$14.94	$0.00
035-372-002	$31.88	$14.94	$0.00
035-372-003	$31.88	$14.94	$0.00
035-372-004	$31.88	$14.94	$0.00
035-372-005	$31.88	$14.94	$0.00
035-372-006	$31.88	$14.94	$0.00
035-372-007	$31.88	$14.94	$0.00
035-372-008	$31.88	$14.94	$0.00
035-372-009	$31.88	$14.94	$0.00
035-372-010	$31.88	$14.94	$0.00
035-372-011	$31.88	$14.94	$0.00
035-372-012	$31.88	$14.94	$0.00
035-372-013	$31.88	$14.94	$0.00
035-372-014	$31.88	$14.94	$0.00
035-372-015	$31.88	$14.94	$0.00
035-372-016	$31.88	$14.94	$0.00
035-372-017	$31.88	$14.94	$0.00
035-372-018	$31.88	$14.94	$0.00
035-373-001	$31.88	$14.94	$0.00
035-373-002	$31.88	$14.94	$0.00
035-373-003	$31.88	$14.94	$0.00
035-373-004	$31.88	$14.94	$0.00
035-373-005	$31.88	$14.94	$0.00
035-373-006	$31.88	$14.94	$0.00
035-373-007	$31.88	$14.94	$0.00
035-373-008	$31.88	$14.94	$0.00
035-373-009	$31.88	$14.94	$0.00
035-373-010	$31.88	$14.94	$0.00
035-373-011	$31.88	$14.94	$0.00
035-373-012	$31.88	$14.94	$0.00
035-373-013	$31.88	$14.94	$0.00
035-373-015	$31.88	$14.94	$0.00
035-374-002	$31.88	$14.94	$0.00
035-374-003	$31.88	$14.94	$0.00
035-374-004	$31.88	$14.94	$0.00
035-374-005	$31.88	$14.94	$0.00
035-374-006	$31.88	$14.94	$0.00
035-374-007	$31.88	$14.94	$0.00
035-374-008	$31.88	$14.94	$0.00
035-374-009	$31.88	$14.94	$0.00
035-374-010	$31.88	$14.94	$0.00
035-374-011	$31.88	$14.94	$0.00
035-374-012	$31.88	$14.94	$0.00
035-374-013	$31.88	$14.94	$0.00
035-374-014	$31.88	$14.94	$0.00
035-374-015	$31.88	$14.94	$0.00
035-374-016	$31.88	$14.94	$0.00
035-374-017	$31.88	$14.94	$0.00
035-374-018	$31.88	$14.94	$0.00
035-374-019	$31.88	$14.94	$0.00
035-374-020	$31.88	$14.94	$0.00
035-374-021	$31.88	$14.94	$0.00
035-374-022	$31.88	$14.94	$0.00
035-374-023	$31.88	$14.94	$0.00
035-374-024	$31.88	$14.94	$0.00
035-374-025	$31.88	$14.94	$0.00
035-374-026	$31.88	$14.94	$0.00
035-374-027	$31.88	$14.94	$0.00
035-374-028	$31.88	$14.94	$0.00
035-374-029	$31.88	$14.94	$0.00
035-374-030	$31.88	$14.94	$0.00
035-374-031	$31.88	$14.94	$0.00
035-374-032	$31.88	$14.94	$0.00
035-374-033	$31.88	$14.94	$0.00
035-374-034	$31.88	$14.94	$0.00
035-374-035	$31.88	$14.94	$0.00
035-374-036	$31.88	$14.94	$0.00
035-374-037	$31.88	$14.94	$0.00
035-374-038	$31.88	$14.94	$0.00
035-374-039	$31.88	$14.94	$0.00
035-374-040	$31.88	$14.94	$0.00
035-374-041	$31.88	$14.94	$0.00
035-374-042	$31.88	$14.94	$0.00
035-374-043	$31.88	$14.94	$0.00
035-374-044	$31.88	$14.94	$0.00
035-374-045	$31.88	$14.94	$0.00
035-374-047	$31.88	$14.94	$0.00
035-374-048	$31.88	$14.94	$0.00
035-381-001	$31.88	$14.94	$0.00
035-381-002	$31.88	$14.94	$0.00
035-381-003	$31.88	$14.94	$0.00
035-381-004	$31.88	$14.94	$0.00
035-381-005	$31.88	$14.94	$0.00
035-381-006	$31.88	$14.94	$0.00
035-381-007	$31.88	$14.94	$0.00
035-381-008	$31.88	$14.94	$0.00
035-381-009	$31.88	$14.94	$0.00
035-381-010	$31.88	$14.94	$0.00
035-381-011	$31.88	$14.94	$0.00
035-381-012	$31.88	$14.94	$0.00
035-381-013	$31.88	$14.94	$0.00
035-381-014	$31.88	$14.94	$0.00
035-381-015	$31.88	$14.94	$0.00
035-381-016	$31.88	$14.94	$0.00
035-381-017	$31.88	$14.94	$0.00
035-382-001	$31.88	$14.94	$0.00
035-382-002	$31.88	$14.94	$0.00
035-382-003	$31.88	$14.94	$0.00
035-382-004	$31.88	$14.94	$0.00
035-382-005	$31.88	$14.94	$0.00
035-383-001	$31.88	$14.94	$0.00
035-383-002	$31.88	$14.94	$0.00
035-383-003	$31.88	$14.94	$0.00
035-383-004	$31.88	$14.94	$0.00
035-383-005	$31.88	$14.94	$0.00
035-383-006	$31.88	$14.94	$0.00
035-383-007	$31.88	$14.94	$0.00
035-383-008	$31.88	$14.94	$0.00
035-383-009	$31.88	$14.94	$0.00
035-383-010	$31.88	$14.94	$0.00
035-383-011	$31.88	$14.94	$0.00
035-383-012	$31.88	$14.94	$0.00
035-383-013	$31.88	$14.94	$0.00
035-383-014	$31.88	$14.94	$0.00
035-383-015	$31.88	$14.94	$0.00
035-383-016	$31.88	$14.94	$0.00
035-383-017	$31.88	$14.94	$0.00
035-383-018	$31.88	$14.94	$0.00
035-383-019	$31.88	$14.94	$0.00
035-383-020	$31.88	$14.94	$0.00
035-383-021	$31.88	$14.94	$0.00
035-383-022	$31.88	$14.94	$0.00
035-391-001	$31.88	$14.94	$0.00
035-391-002	$31.88	$14.94	$0.00
035-391-003	$31.88	$14.94	$0.00
035-391-004	$31.88	$14.94	$0.00
035-391-005	$31.88	$14.94	$0.00
035-391-006	$31.88	$14.94	$0.00
035-391-007	$31.88	$14.94	$0.00
035-391-008	$31.88	$14.94	$0.00
035-391-009	$31.88	$14.94	$0.00
035-391-010	$31.88	$14.94	$0.00
035-391-011	$31.88	$14.94	$0.00
035-391-012	$31.88	$14.94	$0.00
035-391-013	$31.88	$14.94	$0.00
035-391-014	$31.88	$14.94	$0.00
035-391-015	$31.88	$14.94	$0.00
035-391-016	$31.88	$14.94	$0.00
035-391-017	$31.88	$14.94	$0.00
035-391-018	$31.88	$14.94	$0.00
035-391-019	$31.88	$14.94	$0.00
035-391-020	$31.88	$14.94	$0.00
035-391-021	$31.88	$29.88	$0.00
035-392-001	$31.88	$14.94	$0.00
035-392-002	$31.88	$14.94	$0.00
035-392-003	$31.88	$14.94	$0.00
035-392-004	$31.88	$14.94	$0.00
035-392-005	$31.88	$14.94	$0.00
035-392-006	$31.88	$14.94	$0.00
035-392-007	$31.88	$14.94	$0.00

CITY OF OAKLEY
STREET LIGHTING AND LANDSCAPE ASESSMENT DISTRICT
ZONES 1, 2,
FINAL ASSESSMENT ROLL
FISCAL YEAR 2025-26

Sorted by Zone & Assessor's Parcel Number

Assessor's Parcel Number	Park Amount	Street Light Amount	Landscape Amount
035-392-008	$31.88	$14.94	$0.00
035-392-009	$31.88	$14.94	$0.00
035-392-010	$31.88	$14.94	$0.00
035-392-011	$31.88	$14.94	$0.00
035-392-012	$31.88	$14.94	$0.00
035-392-013	$31.88	$14.94	$0.00
035-392-014	$31.88	$14.94	$0.00
035-392-015	$31.88	$14.94	$0.00
035-392-016	$31.88	$14.94	$0.00
035-392-017	$31.88	$14.94	$0.00
035-392-018	$31.88	$14.94	$0.00
035-392-019	$31.88	$14.94	$0.00
035-392-020	$31.88	$14.94	$0.00
035-392-021	$31.88	$14.94	$0.00
035-392-022	$31.88	$14.94	$0.00
035-392-023	$31.88	$14.94	$0.00
035-401-001	$31.88	$14.94	$0.00
035-401-002	$31.88	$14.94	$0.00
035-401-003	$31.88	$14.94	$0.00
035-401-004	$31.88	$14.94	$0.00
035-401-005	$31.88	$14.94	$0.00
035-401-006	$31.88	$14.94	$0.00
035-401-007	$31.88	$14.94	$0.00
035-401-008	$31.88	$14.94	$0.00
035-401-009	$31.88	$14.94	$0.00
035-401-010	$31.88	$14.94	$0.00
035-401-011	$31.88	$14.94	$0.00
035-401-012	$31.88	$14.94	$0.00
035-401-013	$31.88	$14.94	$0.00
035-401-014	$31.88	$14.94	$0.00
035-401-015	$31.88	$14.94	$0.00
035-401-016	$31.88	$14.94	$0.00
035-401-017	$31.88	$14.94	$0.00
035-402-001	$31.88	$14.94	$0.00
035-402-002	$31.88	$14.94	$0.00
035-402-003	$31.88	$14.94	$0.00
035-402-004	$31.88	$14.94	$0.00
035-402-005	$31.88	$14.94	$0.00
035-402-006	$31.88	$14.94	$0.00
035-402-007	$31.88	$14.94	$0.00
035-402-008	$31.88	$14.94	$0.00
035-403-001	$31.88	$14.94	$0.00
035-403-002	$31.88	$14.94	$0.00
035-403-003	$31.88	$14.94	$0.00
035-403-004	$31.88	$14.94	$0.00
035-403-005	$31.88	$14.94	$0.00
035-403-006	$31.88	$14.94	$0.00
035-403-007	$31.88	$14.94	$0.00
035-403-008	$31.88	$14.94	$0.00
035-403-009	$31.88	$14.94	$0.00
035-403-010	$31.88	$14.94	$0.00
035-403-011	$31.88	$14.94	$0.00
035-403-012	$31.88	$14.94	$0.00
035-403-013	$31.88	$14.94	$0.00
035-403-014	$31.88	$14.94	$0.00
035-403-015	$31.88	$14.94	$0.00
035-403-016	$31.88	$14.94	$0.00
035-403-017	$31.88	$14.94	$0.00
035-403-018	$31.88	$14.94	$0.00
035-403-019	$31.88	$14.94	$0.00
035-403-020	$31.88	$14.94	$0.00
035-403-021	$31.88	$14.94	$0.00
035-403-022	$31.88	$14.94	$0.00
035-403-023	$31.88	$14.94	$0.00
035-403-024	$31.88	$14.94	$0.00
035-403-025	$31.88	$14.94	$0.00
035-403-026	$31.88	$14.94	$0.00
035-403-027	$31.88	$14.94	$0.00
035-403-028	$31.88	$14.94	$0.00
035-403-029	$31.88	$14.94	$0.00
035-403-030	$31.88	$14.94	$0.00
035-403-031	$31.88	$14.94	$0.00
035-403-032	$31.88	$14.94	$0.00
035-404-001	$31.88	$14.94	$0.00
035-404-002	$31.88	$14.94	$0.00
035-404-003	$31.88	$14.94	$0.00
035-404-004	$31.88	$14.94	$0.00
035-404-005	$31.88	$14.94	$0.00
035-404-006	$31.88	$14.94	$0.00
035-404-007	$31.88	$14.94	$0.00
035-404-008	$31.88	$14.94	$0.00
035-404-009	$31.88	$14.94	$0.00
035-404-010	$31.88	$14.94	$0.00
035-404-011	$31.88	$14.94	$0.00
035-404-012	$31.88	$14.94	$0.00
035-404-013	$31.88	$14.94	$0.00
035-404-014	$31.88	$14.94	$0.00
035-404-015	$31.88	$14.94	$0.00
035-404-016	$31.88	$14.94	$0.00
035-404-017	$31.88	$14.94	$0.00
035-404-018	$31.88	$14.94	$0.00
035-404-019	$31.88	$14.94	$0.00
035-404-020	$31.88	$14.94	$0.00
035-404-021	$31.88	$14.94	$0.00
035-404-022	$31.88	$14.94	$0.00
035-404-023	$31.88	$14.94	$0.00
035-404-024	$31.88	$14.94	$0.00
035-404-025	$31.88	$14.94	$0.00
035-404-026	$31.88	$14.94	$0.00
035-405-001	$31.88	$14.94	$0.00
035-405-002	$31.88	$14.94	$0.00
035-405-003	$31.88	$14.94	$0.00
035-405-004	$31.88	$14.94	$0.00
035-405-005	$31.88	$14.94	$0.00
035-405-006	$31.88	$14.94	$0.00
035-405-007	$31.88	$14.94	$0.00
035-405-008	$31.88	$14.94	$0.00
035-405-009	$31.88	$14.94	$0.00
035-405-010	$31.88	$14.94	$0.00
035-405-011	$31.88	$14.94	$0.00
035-405-012	$31.88	$14.94	$0.00
035-405-015	$31.88	$14.94	$0.00
035-405-016	$31.88	$14.94	$0.00
035-405-017	$31.88	$14.94	$0.00
035-405-018	$31.88	$14.94	$0.00
035-405-019	$31.88	$14.94	$0.00
035-405-020	$31.88	$14.94	$0.00
035-405-021	$31.88	$14.94	$0.00
035-405-022	$31.88	$14.94	$0.00
035-405-023	$31.88	$14.94	$0.00
035-405-024	$31.88	$14.94	$0.00
035-405-025	$31.88	$14.94	$0.00
035-405-026	$31.88	$14.94	$0.00
035-405-027	$31.88	$14.94	$0.00
035-405-028	$31.88	$14.94	$0.00
035-405-029	$31.88	$14.94	$0.00
035-405-030	$31.88	$14.94	$0.00
035-411-001	$31.88	$14.94	$0.00
035-411-002	$31.88	$14.94	$0.00
035-411-003	$31.88	$14.94	$0.00
035-411-004	$31.88	$14.94	$0.00
035-411-005	$31.88	$14.94	$0.00
035-411-006	$31.88	$14.94	$0.00
035-411-007	$31.88	$14.94	$0.00
035-411-008	$31.88	$14.94	$0.00
035-411-009	$31.88	$14.94	$0.00
035-411-010	$31.88	$14.94	$0.00
035-411-011	$31.88	$14.94	$0.00
035-411-012	$31.88	$14.94	$0.00
035-411-013	$31.88	$14.94	$0.00
035-411-014	$31.88	$14.94	$0.00
035-411-015	$31.88	$14.94	$0.00
035-412-001	$31.88	$14.94	$0.00
035-412-002	$31.88	$14.94	$0.00
035-412-003	$31.88	$14.94	$0.00
035-412-004	$31.88	$14.94	$0.00
035-412-005	$31.88	$14.94	$0.00
035-412-006	$31.88	$14.94	$0.00
035-413-001	$31.88	$14.94	$0.00
035-413-002	$31.88	$14.94	$0.00
035-413-003	$31.88	$14.94	$0.00
035-413-004	$31.88	$14.94	$0.00
035-413-005	$31.88	$14.94	$0.00
035-413-006	$31.88	$14.94	$0.00
035-413-007	$31.88	$14.94	$0.00
035-413-008	$31.88	$14.94	$0.00
035-413-009	$31.88	$14.94	$0.00
035-413-010	$31.88	$14.94	$0.00
035-414-001	$31.88	$14.94	$0.00
035-414-002	$31.88	$14.94	$0.00
035-414-003	$31.88	$14.94	$0.00
035-414-004	$31.88	$14.94	$0.00
035-414-005	$31.88	$14.94	$0.00
035-414-006	$31.88	$14.94	$0.00
035-414-007	$31.88	$14.94	$0.00

CITY OF OAKLEY
STREET LIGHTING AND LANDSCAPE ASESSMENT DISTRICT
ZONES 1, 2,
FINAL ASSESSMENT ROLL
FISCAL YEAR 2025-26

Sorted by Zone & Assessor's Parcel Number

Assessor's Parcel Number	Park Amount	Street Light Amount	Landscape Amount
035-414-008	$31.88	$14.94	$0.00
035-414-009	$31.88	$14.94	$0.00
035-414-010	$31.88	$14.94	$0.00
035-414-011	$31.88	$14.94	$0.00
035-414-012	$31.88	$14.94	$0.00
035-414-013	$31.88	$14.94	$0.00
035-414-014	$31.88	$14.94	$0.00
035-414-015	$31.88	$14.94	$0.00
035-414-016	$31.88	$14.94	$0.00
035-414-017	$31.88	$14.94	$0.00
035-414-018	$31.88	$14.94	$0.00
035-414-019	$31.88	$14.94	$0.00
035-414-020	$31.88	$14.94	$0.00
035-414-021	$31.88	$14.94	$0.00
035-414-022	$31.88	$14.94	$0.00
035-414-023	$31.88	$14.94	$0.00
035-414-024	$31.88	$14.94	$0.00
035-414-025	$31.88	$14.94	$0.00
035-414-027	$31.88	$14.94	$0.00
035-414-028	$31.88	$14.94	$0.00
035-414-029	$31.88	$14.94	$0.00
035-414-030	$31.88	$14.94	$0.00
035-414-031	$31.88	$14.94	$0.00
035-414-032	$31.88	$14.94	$0.00
035-421-001	$31.88	$14.94	$0.00
035-421-002	$31.88	$14.94	$0.00
035-421-003	$31.88	$14.94	$0.00
035-421-004	$31.88	$14.94	$0.00
035-421-005	$31.88	$14.94	$0.00
035-421-006	$31.88	$14.94	$0.00
035-421-007	$31.88	$14.94	$0.00
035-421-008	$31.88	$14.94	$0.00
035-421-009	$31.88	$14.94	$0.00
035-421-010	$31.88	$14.94	$0.00
035-421-011	$31.88	$14.94	$0.00
035-421-012	$31.88	$14.94	$0.00
035-421-013	$31.88	$14.94	$0.00
035-422-001	$31.88	$14.94	$0.00
035-422-002	$31.88	$14.94	$0.00
035-422-003	$31.88	$14.94	$0.00
035-422-004	$31.88	$14.94	$0.00
035-422-005	$31.88	$14.94	$0.00
035-422-006	$31.88	$14.94	$0.00
035-422-007	$31.88	$14.94	$0.00
035-422-008	$31.88	$14.94	$0.00
035-422-009	$31.88	$14.94	$0.00
035-422-010	$31.88	$14.94	$0.00
035-422-011	$31.88	$14.94	$0.00
035-422-012	$31.88	$14.94	$0.00
035-422-013	$31.88	$14.94	$0.00
035-422-014	$31.88	$14.94	$0.00
035-422-015	$31.88	$14.94	$0.00
035-422-016	$31.88	$14.94	$0.00
035-422-017	$31.88	$14.94	$0.00
035-422-018	$31.88	$14.94	$0.00
035-422-019	$31.88	$14.94	$0.00
035-422-020	$31.88	$14.94	$0.00
035-422-021	$31.88	$14.94	$0.00
035-422-022	$31.88	$14.94	$0.00
035-422-023	$31.88	$14.94	$0.00
035-422-024	$31.88	$14.94	$0.00
035-422-025	$31.88	$14.94	$0.00
035-422-026	$31.88	$14.94	$0.00
035-422-027	$31.88	$14.94	$0.00
035-422-028	$31.88	$14.94	$0.00
035-422-029	$31.88	$14.94	$0.00
035-422-030	$31.88	$14.94	$0.00
035-422-031	$31.88	$14.94	$0.00
035-422-032	$31.88	$14.94	$0.00
035-422-033	$31.88	$14.94	$0.00
035-422-034	$31.88	$14.94	$0.00
035-422-035	$31.88	$14.94	$0.00
035-422-036	$31.88	$14.94	$0.00
035-423-001	$31.88	$14.94	$0.00
035-423-002	$31.88	$14.94	$0.00
035-423-003	$31.88	$14.94	$0.00
035-423-004	$31.88	$14.94	$0.00
035-423-005	$31.88	$14.94	$0.00
035-423-006	$31.88	$14.94	$0.00
035-423-013	$382.56	$89.64	$0.00
035-424-001	$31.88	$14.94	$0.00
035-424-002	$31.88	$14.94	$0.00
035-424-003	$31.88	$14.94	$0.00
035-424-004	$31.88	$14.94	$0.00
035-424-005	$31.88	$14.94	$0.00
035-424-006	$31.88	$14.94	$0.00
035-424-008	$31.88	$14.94	$0.00
035-424-010	$31.88	$14.94	$0.00
035-424-011	$31.88	$14.94	$0.00
035-424-012	$16.86	$7.46	$0.00
035-424-014	$31.88	$14.94	$0.00
035-424-015	$15.94	$7.46	$0.00
035-424-016	$15.94	$7.46	$0.00
035-425-001	$31.88	$14.94	$0.00
035-425-002	$31.88	$14.94	$0.00
035-425-003	$31.88	$14.94	$0.00
035-425-004	$31.88	$14.94	$0.00
035-425-005	$31.88	$14.94	$0.00
035-425-006	$31.88	$14.94	$0.00
035-425-007	$31.88	$14.94	$0.00
035-425-008	$31.88	$14.94	$0.00
035-425-009	$31.88	$14.94	$0.00
035-425-010	$31.88	$14.94	$0.00
035-425-011	$31.88	$14.94	$0.00
035-425-012	$31.88	$14.94	$0.00
035-425-013	$31.88	$14.94	$0.00
035-425-014	$31.88	$14.94	$0.00
035-425-015	$31.88	$14.94	$0.00
035-425-016	$31.88	$14.94	$0.00
035-425-017	$31.88	$14.94	$0.00
035-425-018	$31.88	$14.94	$0.00
035-425-019	$31.88	$14.94	$0.00
035-425-020	$31.88	$14.94	$0.00
035-425-021	$31.88	$14.94	$0.00
035-425-022	$31.88	$14.94	$0.00
035-425-023	$31.88	$14.94	$0.00
035-425-024	$31.88	$14.94	$0.00
035-425-025	$31.88	$14.94	$0.00
035-425-026	$31.88	$14.94	$0.00
035-425-027	$31.88	$14.94	$0.00
035-425-028	$31.88	$14.94	$0.00
035-425-029	$31.88	$14.94	$0.00
035-425-030	$31.88	$14.94	$0.00
035-425-031	$31.88	$14.94	$0.00
035-425-032	$31.88	$14.94	$0.00
035-425-033	$31.88	$14.94	$0.00
035-425-034	$31.88	$14.94	$0.00
035-425-035	$31.88	$14.94	$0.00
035-425-036	$31.88	$14.94	$0.00
035-425-037	$31.88	$14.94	$0.00
035-425-038	$31.88	$14.94	$0.00
035-425-039	$31.88	$14.94	$0.00
035-425-040	$31.88	$14.94	$0.00
035-425-041	$31.88	$14.94	$0.00
035-425-042	$31.88	$14.94	$0.00
035-425-043	$31.88	$14.94	$0.00
035-425-044	$31.88	$14.94	$0.00
035-425-045	$31.88	$14.94	$0.00
035-425-046	$31.88	$14.94	$0.00
035-425-047	$31.88	$14.94	$0.00
035-425-048	$31.88	$14.94	$0.00
035-426-001	$31.88	$14.94	$0.00
035-426-002	$31.88	$14.94	$0.00
035-426-003	$31.88	$14.94	$0.00
035-426-004	$31.88	$14.94	$0.00
035-426-005	$31.88	$14.94	$0.00
035-426-006	$31.88	$14.94	$0.00
035-430-001	$31.88	$14.94	$0.00
035-430-002	$31.88	$14.94	$0.00
035-430-003	$31.88	$14.94	$0.00
035-430-004	$31.88	$14.94	$0.00
035-430-005	$31.88	$14.94	$0.00
035-430-006	$31.88	$14.94	$0.00
035-430-007	$31.88	$14.94	$0.00
035-430-008	$31.88	$14.94	$0.00
035-430-009	$31.88	$14.94	$0.00
035-430-010	$31.88	$14.94	$0.00
035-430-011	$31.88	$14.94	$0.00
035-430-012	$31.88	$14.94	$0.00
035-430-013	$31.88	$14.94	$0.00
035-430-014	$31.88	$14.94	$0.00
035-430-015	$31.88	$14.94	$0.00
035-430-016	$31.88	$14.94	$0.00
035-430-017	$31.88	$14.94	$0.00
035-430-018	$31.88	$14.94	$0.00

CITY OF OAKLEY
STREET LIGHTING AND LANDSCAPE ASESSMENT DISTRICT
ZONES 1, 2,
FINAL ASSESSMENT ROLL
FISCAL YEAR 2025-26

Sorted by Zone & Assessor's Parcel Number

Assessor's Parcel Number	Park Amount	Street Light Amount	Landscape Amount
035-430-019	$31.88	$14.94	$0.00
035-430-020	$31.88	$14.94	$0.00
035-430-021	$31.88	$14.94	$0.00
035-430-022	$31.88	$14.94	$0.00
035-430-023	$31.88	$14.94	$0.00
035-430-024	$31.88	$14.94	$0.00
035-430-025	$31.88	$14.94	$0.00
035-430-026	$31.88	$14.94	$0.00
035-430-027	$31.88	$14.94	$0.00
035-430-030	$31.88	$14.94	$0.00
035-430-031	$31.88	$14.94	$0.00
035-430-032	$31.88	$14.94	$0.00
035-430-033	$31.88	$14.94	$0.00
035-430-034	$31.88	$14.94	$0.00
035-430-035	$31.88	$14.94	$0.00
035-430-036	$31.88	$14.94	$0.00
035-430-037	$31.88	$14.94	$0.00
035-430-038	$31.88	$14.94	$0.00
035-430-039	$31.88	$14.94	$0.00
035-430-040	$31.88	$14.94	$0.00
035-430-041	$31.88	$14.94	$0.00
035-430-042	$31.88	$14.94	$0.00
035-431-001	$31.88	$14.94	$0.00
035-431-002	$31.88	$14.94	$0.00
035-431-003	$31.88	$14.94	$0.00
035-431-004	$31.88	$14.94	$0.00
035-431-005	$31.88	$14.94	$0.00
035-440-001	$15.94	$7.46	$0.00
035-440-002	$15.94	$7.46	$0.00
035-440-003	$15.94	$7.46	$0.00
035-440-004	$15.94	$7.46	$0.00
035-440-005	$15.94	$7.46	$0.00
035-440-006	$15.94	$7.46	$0.00
035-440-007	$15.94	$7.46	$0.00
035-440-008	$15.94	$7.46	$0.00
035-440-009	$15.94	$7.46	$0.00
035-440-010	$15.94	$7.46	$0.00
035-440-011	$15.94	$7.46	$0.00
035-440-012	$15.94	$7.46	$0.00
035-450-001	$31.88	$14.94	$0.00
035-450-002	$31.88	$14.94	$0.00
035-450-003	$31.88	$14.94	$0.00
035-450-004	$31.88	$14.94	$0.00
035-450-005	$31.88	$14.94	$0.00
035-450-006	$31.88	$14.94	$0.00
035-450-007	$31.88	$14.94	$0.00
035-450-008	$31.88	$14.94	$0.00
035-450-009	$31.88	$14.94	$0.00
035-450-010	$31.88	$14.94	$0.00
035-450-011	$31.88	$14.94	$0.00
035-450-012	$31.88	$14.94	$0.00
035-451-001	$31.88	$14.94	$0.00
035-451-002	$31.88	$14.94	$0.00
035-451-003	$31.88	$14.94	$0.00
035-451-004	$31.88	$14.94	$0.00
035-451-005	$31.88	$14.94	$0.00
035-451-006	$31.88	$14.94	$0.00
035-451-007	$31.88	$14.94	$0.00
035-451-008	$31.88	$14.94	$0.00
035-451-009	$31.88	$14.94	$0.00
035-451-010	$31.88	$14.94	$0.00
035-451-011	$31.88	$14.94	$0.00
035-451-012	$31.88	$14.94	$0.00
035-451-013	$31.88	$14.94	$0.00
035-451-014	$31.88	$14.94	$0.00
035-451-015	$31.88	$14.94	$0.00
035-451-016	$31.88	$14.94	$0.00
035-451-017	$31.88	$14.94	$0.00
035-451-018	$31.88	$14.94	$0.00
035-451-019	$31.88	$14.94	$0.00
035-451-020	$31.88	$14.94	$0.00
035-451-021	$31.88	$14.94	$0.00
035-451-022	$31.88	$14.94	$0.00
035-452-001	$31.88	$14.94	$0.00
035-452-002	$31.88	$14.94	$0.00
035-452-003	$31.88	$14.94	$0.00
035-452-004	$31.88	$14.94	$0.00
035-452-005	$31.88	$14.94	$0.00
035-452-006	$31.88	$14.94	$0.00
035-452-007	$31.88	$14.94	$0.00
035-452-008	$31.88	$14.94	$0.00
035-453-001	$31.88	$14.94	$0.00
035-453-002	$31.88	$14.94	$0.00
035-453-003	$31.88	$14.94	$0.00
035-453-004	$31.88	$14.94	$0.00
035-453-005	$31.88	$14.94	$0.00
035-453-006	$31.88	$14.94	$0.00
035-453-007	$31.88	$14.94	$0.00
035-453-008	$31.88	$14.94	$0.00
035-453-009	$31.88	$14.94	$0.00
035-453-010	$31.88	$14.94	$0.00
035-453-011	$31.88	$14.94	$0.00
035-453-012	$31.88	$14.94	$0.00
035-453-013	$31.88	$14.94	$0.00
035-453-014	$31.88	$14.94	$0.00
035-453-015	$31.88	$14.94	$0.00
035-453-016	$31.88	$14.94	$0.00
035-453-017	$31.88	$14.94	$0.00
035-453-018	$31.88	$14.94	$0.00
035-453-019	$31.88	$14.94	$0.00
035-453-020	$31.88	$14.94	$0.00
035-453-021	$31.88	$14.94	$0.00
035-453-022	$31.88	$14.94	$0.00
035-453-023	$31.88	$14.94	$0.00
035-453-024	$31.88	$14.94	$0.00
035-453-025	$31.88	$14.94	$0.00
035-453-026	$31.88	$14.94	$0.00
035-453-027	$31.88	$14.94	$0.00
035-453-028	$31.88	$14.94	$0.00
035-453-029	$31.88	$14.94	$0.00
035-453-030	$31.88	$14.94	$0.00
035-461-001	$31.88	$14.94	$0.00
035-461-002	$31.88	$14.94	$0.00
035-461-003	$31.88	$14.94	$0.00
035-461-004	$31.88	$14.94	$0.00
035-461-005	$31.88	$14.94	$0.00
035-461-006	$31.88	$14.94	$0.00
035-461-007	$31.88	$14.94	$0.00
035-462-001	$31.88	$14.94	$0.00
035-462-002	$31.88	$14.94	$0.00
035-462-003	$31.88	$14.94	$0.00
035-462-004	$31.88	$14.94	$0.00
035-462-005	$31.88	$14.94	$0.00
035-462-006	$31.88	$14.94	$0.00
035-462-007	$31.88	$14.94	$0.00
035-463-001	$31.88	$14.94	$0.00
035-463-002	$31.88	$14.94	$0.00
035-463-003	$31.88	$14.94	$0.00
035-463-004	$31.88	$14.94	$0.00
035-463-005	$31.88	$14.94	$0.00
035-463-006	$31.88	$14.94	$0.00
035-463-007	$31.88	$14.94	$0.00
035-463-008	$31.88	$14.94	$0.00
035-463-009	$31.88	$14.94	$0.00
035-463-010	$31.88	$14.94	$0.00
035-463-011	$31.88	$14.94	$0.00
035-463-012	$31.88	$14.94	$0.00
035-463-013	$31.88	$14.94	$0.00
035-463-014	$31.88	$14.94	$0.00
035-463-015	$31.88	$14.94	$0.00
035-463-016	$31.88	$14.94	$0.00
035-463-017	$31.88	$14.94	$0.00
035-463-018	$31.88	$14.94	$0.00
035-463-019	$31.88	$14.94	$0.00
035-463-020	$31.88	$14.94	$0.00
035-463-021	$31.88	$14.94	$0.00
035-464-001	$31.88	$14.94	$0.00
035-464-002	$31.88	$14.94	$0.00
035-464-003	$31.88	$14.94	$0.00
035-464-004	$31.88	$14.94	$0.00
035-464-005	$31.88	$14.94	$0.00
035-464-006	$31.88	$14.94	$0.00
035-464-007	$31.88	$14.94	$0.00
035-464-008	$31.88	$14.94	$0.00
035-464-009	$31.88	$14.94	$0.00
035-464-010	$31.88	$14.94	$0.00
035-464-011	$31.88	$14.94	$0.00
035-464-012	$31.88	$14.94	$0.00
035-464-013	$31.88	$14.94	$0.00
035-464-014	$31.88	$14.94	$0.00
035-465-001	$31.88	$14.94	$0.00
035-465-002	$31.88	$14.94	$0.00
035-465-003	$31.88	$14.94	$0.00
035-465-004	$31.88	$14.94	$0.00
035-465-005	$31.88	$14.94	$0.00

CITY OF OAKLEY
STREET LIGHTING AND LANDSCAPE ASESSMENT DISTRICT
ZONES 1, 2,
FINAL ASSESSMENT ROLL
FISCAL YEAR 2025-26

Sorted by Zone & Assessor's Parcel Number

Assessor's Parcel Number	Park Amount	Street Light Amount	Landscape Amount
035-465-006	$31.88	$14.94	$0.00
035-465-007	$31.88	$14.94	$0.00
035-465-008	$31.88	$14.94	$0.00
035-465-009	$31.88	$14.94	$0.00
035-465-010	$31.88	$14.94	$0.00
035-465-011	$31.88	$14.94	$0.00
035-465-012	$31.88	$14.94	$0.00
035-465-013	$31.88	$14.94	$0.00
035-465-014	$31.88	$14.94	$0.00
035-465-015	$31.88	$14.94	$0.00
035-471-001	$31.88	$14.94	$0.00
035-471-002	$31.88	$14.94	$0.00
035-471-003	$31.88	$14.94	$0.00
035-471-004	$31.88	$14.94	$0.00
035-471-005	$31.88	$14.94	$0.00
035-471-006	$31.88	$14.94	$0.00
035-471-007	$31.88	$14.94	$0.00
035-471-008	$31.88	$14.94	$0.00
035-472-001	$31.88	$14.94	$0.00
035-472-002	$31.88	$14.94	$0.00
035-472-003	$31.88	$14.94	$0.00
035-472-004	$31.88	$14.94	$0.00
035-472-005	$31.88	$14.94	$0.00
035-472-006	$31.88	$14.94	$0.00
035-472-007	$31.88	$14.94	$0.00
035-472-008	$31.88	$14.94	$0.00
035-472-009	$31.88	$14.94	$0.00
035-472-010	$31.88	$14.94	$0.00
035-472-011	$31.88	$14.94	$0.00
035-472-012	$31.88	$14.94	$0.00
035-472-013	$31.88	$14.94	$0.00
035-472-014	$31.88	$14.94	$0.00
035-472-015	$31.88	$14.94	$0.00
035-472-016	$31.88	$14.94	$0.00
035-472-017	$31.88	$14.94	$0.00
035-472-018	$31.88	$14.94	$0.00
035-472-019	$31.88	$14.94	$0.00
035-472-020	$31.88	$14.94	$0.00
035-472-021	$31.88	$14.94	$0.00
035-472-022	$31.88	$14.94	$0.00
035-472-023	$31.88	$14.94	$0.00
035-472-024	$31.88	$14.94	$0.00
035-473-001	$31.88	$14.94	$0.00
035-473-002	$31.88	$14.94	$0.00
035-473-003	$31.88	$14.94	$0.00
035-473-004	$31.88	$14.94	$0.00
035-473-005	$31.88	$14.94	$0.00
035-473-006	$31.88	$14.94	$0.00
035-473-007	$31.88	$14.94	$0.00
035-473-008	$31.88	$14.94	$0.00
035-473-009	$31.88	$14.94	$0.00
035-473-010	$31.88	$14.94	$0.00
035-473-011	$31.88	$14.94	$0.00
035-473-012	$31.88	$14.94	$0.00
035-473-013	$31.88	$14.94	$0.00
035-473-014	$31.88	$14.94	$0.00
035-473-015	$31.88	$14.94	$0.00
035-473-016	$31.88	$14.94	$0.00
035-473-017	$31.88	$14.94	$0.00
035-473-018	$31.88	$14.94	$0.00
035-473-019	$31.88	$14.94	$0.00
035-473-020	$31.88	$14.94	$0.00
035-473-021	$31.88	$14.94	$0.00
035-473-022	$31.88	$14.94	$0.00
035-473-023	$31.88	$14.94	$0.00
035-473-024	$31.88	$14.94	$0.00
035-473-025	$31.88	$14.94	$0.00
035-473-026	$31.88	$14.94	$0.00
035-473-027	$31.88	$14.94	$0.00
035-473-028	$31.88	$14.94	$0.00
035-473-029	$31.88	$14.94	$0.00
035-473-030	$31.88	$14.94	$0.00
035-474-001	$31.88	$14.94	$0.00
035-474-002	$31.88	$14.94	$0.00
035-474-003	$31.88	$14.94	$0.00
035-474-004	$31.88	$14.94	$0.00
035-474-005	$31.88	$14.94	$0.00
035-474-006	$31.88	$0.00	$0.00
035-474-007	$31.88	$14.94	$0.00
035-474-008	$31.88	$14.94	$0.00
035-474-009	$31.88	$14.94	$0.00
035-474-010	$31.88	$14.94	$0.00
035-474-011	$31.88	$14.94	$0.00
035-474-012	$31.88	$14.94	$0.00
035-474-013	$31.88	$14.94	$0.00
035-474-014	$31.88	$14.94	$0.00
035-474-015	$31.88	$14.94	$0.00
035-474-016	$31.88	$14.94	$0.00
035-474-017	$31.88	$14.94	$0.00
035-474-018	$31.88	$14.94	$0.00
035-474-019	$31.88	$14.94	$0.00
035-474-020	$31.88	$14.94	$0.00
035-474-021	$31.88	$14.94	$0.00
035-474-022	$31.88	$14.94	$0.00
035-474-023	$31.88	$14.94	$0.00
035-474-024	$31.88	$14.94	$0.00
035-480-001	$31.88	$14.94	$0.00
035-480-002	$31.88	$14.94	$0.00
035-480-003	$31.88	$14.94	$0.00
035-480-004	$31.88	$14.94	$0.00
035-480-005	$31.88	$14.94	$0.00
035-480-006	$31.88	$14.94	$0.00
035-480-007	$31.88	$14.94	$0.00
035-480-008	$31.88	$14.94	$0.00
035-480-009	$31.88	$14.94	$0.00
035-480-010	$31.88	$14.94	$0.00
035-480-011	$31.88	$14.94	$0.00
035-480-012	$31.88	$14.94	$0.00
035-480-013	$31.88	$14.94	$0.00
035-480-014	$31.88	$14.94	$0.00
035-480-015	$31.88	$14.94	$0.00
035-480-016	$31.88	$14.94	$0.00
035-480-017	$31.88	$14.94	$0.00
035-480-018	$31.88	$14.94	$0.00
035-480-019	$31.88	$14.94	$0.00
035-480-020	$31.88	$14.94	$0.00
035-480-021	$31.88	$14.94	$0.00
035-480-022	$31.88	$14.94	$0.00
035-480-023	$31.88	$14.94	$0.00
035-480-024	$31.88	$14.94	$0.00
035-480-025	$31.88	$14.94	$0.00
035-480-026	$31.88	$14.94	$0.00
035-480-027	$31.88	$14.94	$0.00
035-480-028	$31.88	$14.94	$0.00
035-480-029	$31.88	$14.94	$0.00
035-480-030	$31.88	$14.94	$0.00
035-480-031	$31.88	$14.94	$0.00
035-480-032	$31.88	$14.94	$0.00
035-480-033	$31.88	$14.94	$0.00
035-480-034	$31.88	$14.94	$0.00
035-480-035	$31.88	$14.94	$0.00
035-480-036	$31.88	$14.94	$0.00
035-480-037	$31.88	$14.94	$0.00
035-480-038	$31.88	$14.94	$0.00
035-480-039	$31.88	$14.94	$0.00
035-480-040	$31.88	$14.94	$0.00
035-480-041	$31.88	$14.94	$0.00
035-480-042	$31.88	$14.94	$0.00
035-480-043	$31.88	$14.94	$0.00
035-480-044	$31.88	$14.94	$0.00
035-480-045	$31.88	$14.94	$0.00
035-480-046	$31.88	$14.94	$0.00
035-480-047	$31.88	$14.94	$0.00
035-480-048	$31.88	$14.94	$0.00
035-480-049	$31.88	$14.94	$0.00
035-481-001	$31.88	$14.94	$0.00
035-481-002	$31.88	$14.94	$0.00
035-481-003	$31.88	$14.94	$0.00
035-481-004	$31.88	$14.94	$0.00
035-481-005	$31.88	$14.94	$0.00
035-481-006	$31.88	$14.94	$0.00
035-481-007	$31.88	$14.94	$0.00
035-481-008	$31.88	$14.94	$0.00
035-481-009	$31.88	$14.94	$0.00
035-481-010	$31.88	$14.94	$0.00
035-481-011	$31.88	$14.94	$0.00
035-481-012	$31.88	$14.94	$0.00
035-481-013	$31.88	$14.94	$0.00
035-481-014	$31.88	$14.94	$0.00
035-481-015	$31.88	$14.94	$0.00
035-481-016	$31.88	$14.94	$0.00
035-481-017	$31.88	$14.94	$0.00
035-490-001	$31.88	$14.94	$0.00
035-490-002	$31.88	$14.94	$0.00
035-490-003	$31.88	$14.94	$0.00

CITY OF OAKLEY
STREET LIGHTING AND LANDSCAPE ASESSMENT DISTRICT
ZONES 1, 2,
FINAL ASSESSMENT ROLL
FISCAL YEAR 2025-26

Sorted by Zone & Assessor's Parcel Number

Assessor's Parcel Number	Park Amount	Street Light Amount	Landscape Amount
035-490-004	$31.88	$14.94	$0.00
035-490-005	$31.88	$14.94	$0.00
035-490-006	$31.88	$14.94	$0.00
035-490-007	$31.88	$14.94	$0.00
035-490-008	$31.88	$14.94	$0.00
035-490-009	$31.88	$14.94	$0.00
035-490-010	$31.88	$14.94	$0.00
035-490-011	$31.88	$14.94	$0.00
035-490-012	$31.88	$14.94	$0.00
035-490-013	$31.88	$14.94	$0.00
035-490-014	$31.88	$14.94	$0.00
035-490-015	$31.88	$14.94	$0.00
035-490-016	$31.88	$14.94	$0.00
035-490-017	$31.88	$14.94	$0.00
035-490-018	$31.88	$14.94	$0.00
035-490-019	$31.88	$14.94	$0.00
035-490-020	$31.88	$14.94	$0.00
035-490-021	$31.88	$14.94	$0.00
035-490-022	$31.88	$14.94	$0.00
035-490-023	$31.88	$14.94	$0.00
035-490-024	$31.88	$14.94	$0.00
035-490-025	$31.88	$14.94	$0.00
035-490-026	$31.88	$14.94	$0.00
035-490-027	$31.88	$14.94	$0.00
035-490-028	$31.88	$14.94	$0.00
035-490-029	$31.88	$14.94	$0.00
035-490-030	$31.88	$14.94	$0.00
035-490-031	$31.88	$14.94	$0.00
035-490-032	$31.88	$14.94	$0.00
035-491-001	$31.88	$14.94	$0.00
035-491-002	$31.88	$14.94	$0.00
035-491-003	$31.88	$14.94	$0.00
035-491-004	$31.88	$14.94	$0.00
035-491-005	$31.88	$14.94	$0.00
035-491-006	$31.88	$14.94	$0.00
035-491-007	$31.88	$14.94	$0.00
035-491-008	$31.88	$14.94	$0.00
035-491-009	$31.88	$14.94	$0.00
035-491-010	$31.88	$14.94	$0.00
035-491-011	$31.88	$14.94	$0.00
035-491-012	$31.88	$14.94	$0.00
035-491-013	$31.88	$14.94	$0.00
035-491-014	$31.88	$14.94	$0.00
035-491-015	$31.88	$14.94	$0.00
035-491-016	$31.88	$14.94	$0.00
035-491-017	$31.88	$14.94	$0.00
035-491-018	$31.88	$14.94	$0.00
035-491-019	$31.88	$14.94	$0.00
035-491-020	$31.88	$14.94	$0.00
035-491-021	$31.88	$14.94	$0.00
035-491-022	$31.88	$14.94	$0.00
035-491-023	$31.88	$14.94	$0.00
035-491-024	$31.88	$14.94	$0.00
035-491-025	$31.88	$14.94	$0.00
035-491-026	$31.88	$14.94	$0.00
035-491-027	$31.88	$14.94	$0.00
035-491-028	$31.88	$14.94	$0.00
035-491-029	$31.88	$14.94	$0.00
035-491-030	$31.88	$14.94	$0.00
035-491-031	$31.88	$14.94	$0.00
035-491-032	$31.88	$14.94	$0.00
035-491-033	$31.88	$14.94	$0.00
035-491-034	$31.88	$14.94	$0.00
035-491-035	$31.88	$14.94	$0.00
035-491-036	$31.88	$14.94	$0.00
035-492-001	$31.88	$14.94	$0.00
035-492-002	$31.88	$14.94	$0.00
035-492-003	$31.88	$14.94	$0.00
035-492-004	$31.88	$14.94	$0.00
035-492-005	$31.88	$14.94	$0.00
035-492-006	$31.88	$14.94	$0.00
035-492-007	$31.88	$14.94	$0.00
035-492-008	$31.88	$14.94	$0.00
035-492-009	$31.88	$14.94	$0.00
035-492-010	$31.88	$14.94	$0.00
035-492-011	$31.88	$14.94	$0.00
035-492-012	$31.88	$14.94	$0.00
035-492-013	$31.88	$14.94	$0.00
035-492-014	$31.88	$14.94	$0.00
035-493-001	$32.80	$74.70	$0.00
035-501-001	$31.88	$14.94	$0.00
035-501-002	$31.88	$14.94	$0.00
035-501-003	$31.88	$14.94	$0.00
035-501-004	$31.88	$14.94	$0.00
035-501-005	$31.88	$14.94	$0.00
035-501-006	$31.88	$14.94	$0.00
035-501-007	$31.88	$14.94	$0.00
035-501-008	$31.88	$14.94	$0.00
035-501-009	$31.88	$14.94	$0.00
035-501-010	$31.88	$14.94	$0.00
035-501-011	$31.88	$14.94	$0.00
035-501-012	$31.88	$14.94	$0.00
035-501-013	$31.88	$14.94	$0.00
035-501-014	$31.88	$14.94	$0.00
035-501-015	$31.88	$14.94	$0.00
035-501-016	$31.88	$14.94	$0.00
035-501-017	$31.88	$14.94	$0.00
035-501-018	$31.88	$14.94	$0.00
035-501-019	$31.88	$14.94	$0.00
035-501-020	$31.88	$14.94	$0.00
035-501-021	$31.88	$14.94	$0.00
035-501-022	$31.88	$14.94	$0.00
035-502-001	$31.88	$14.94	$0.00
035-502-002	$31.88	$14.94	$0.00
035-502-003	$31.88	$14.94	$0.00
035-502-004	$31.88	$14.94	$0.00
035-502-005	$31.88	$14.94	$0.00
035-502-006	$31.88	$14.94	$0.00
035-502-007	$31.88	$14.94	$0.00
035-502-008	$31.88	$14.94	$0.00
035-502-009	$31.88	$14.94	$0.00
035-502-010	$31.88	$14.94	$0.00
035-502-011	$31.88	$14.94	$0.00
035-502-012	$31.88	$14.94	$0.00
035-502-013	$31.88	$14.94	$0.00
035-502-014	$31.88	$14.94	$0.00
035-502-015	$31.88	$14.94	$0.00
035-502-016	$31.88	$14.94	$0.00
035-502-017	$31.88	$14.94	$0.00
035-502-018	$31.88	$14.94	$0.00
035-502-019	$31.88	$14.94	$0.00
035-502-020	$31.88	$14.94	$0.00
035-502-021	$31.88	$14.94	$0.00
035-502-022	$31.88	$14.94	$0.00
035-503-001	$31.88	$14.94	$0.00
035-503-002	$31.88	$14.94	$0.00
035-503-003	$31.88	$14.94	$0.00
035-503-004	$31.88	$14.94	$0.00
035-503-005	$31.88	$14.94	$0.00
035-503-006	$31.88	$14.94	$0.00
035-503-007	$31.88	$14.94	$0.00
035-503-008	$31.88	$14.94	$0.00
035-503-009	$31.88	$14.94	$0.00
035-503-010	$31.88	$14.94	$0.00
035-503-011	$31.88	$14.94	$0.00
035-503-012	$31.88	$14.94	$0.00
035-503-013	$31.88	$14.94	$0.00
035-503-014	$31.88	$14.94	$0.00
035-510-003	$377.72	$374.64	$0.00
035-510-010	$432.86	$37.46	$0.00
035-521-001	$31.88	$14.94	$0.00
035-521-002	$31.88	$14.94	$0.00
035-521-003	$31.88	$14.94	$0.00
035-521-004	$31.88	$14.94	$0.00
035-521-005	$31.88	$14.94	$0.00
035-521-006	$31.88	$14.94	$0.00
035-521-007	$31.88	$14.94	$0.00
035-521-008	$31.88	$14.94	$0.00
035-521-009	$31.88	$14.94	$0.00
035-521-010	$31.88	$14.94	$0.00
035-521-011	$31.88	$14.94	$0.00
035-521-012	$31.88	$14.94	$0.00
035-521-013	$31.88	$14.94	$0.00
035-521-014	$31.88	$14.94	$0.00
035-521-015	$31.88	$14.94	$0.00
035-521-016	$31.88	$14.94	$0.00
035-521-017	$31.88	$14.94	$0.00
035-521-018	$31.88	$14.94	$0.00
035-522-001	$31.88	$14.94	$0.00
035-522-002	$31.88	$14.94	$0.00
035-522-003	$31.88	$14.94	$0.00
035-522-004	$31.88	$14.94	$0.00
035-522-005	$31.88	$14.94	$0.00
035-522-006	$31.88	$14.94	$0.00
035-522-007	$31.88	$14.94	$0.00

CITY OF OAKLEY
STREET LIGHTING AND LANDSCAPE ASESSMENT DISTRICT
ZONES 1, 2,
FINAL ASSESSMENT ROLL
FISCAL YEAR 2025-26

Sorted by Zone & Assessor's Parcel Number

Assessor's Parcel Number	Park Amount	Street Light Amount	Landscape Amount
035-522-008	$31.88	$14.94	$0.00
035-522-009	$31.88	$14.94	$0.00
035-522-010	$31.88	$14.94	$0.00
035-522-011	$31.88	$14.94	$0.00
035-522-012	$31.88	$14.94	$0.00
035-522-013	$31.88	$14.94	$0.00
035-522-014	$31.88	$14.94	$0.00
035-522-015	$31.88	$14.94	$0.00
035-522-016	$31.88	$14.94	$0.00
035-522-017	$31.88	$14.94	$0.00
035-522-018	$31.88	$14.94	$0.00
035-522-019	$31.88	$14.94	$0.00
035-522-020	$31.88	$14.94	$0.00
035-522-021	$31.88	$14.94	$0.00
035-522-022	$31.88	$14.94	$0.00
035-522-023	$31.88	$14.94	$0.00
035-522-024	$31.88	$14.94	$0.00
035-523-001	$31.88	$14.94	$0.00
035-523-002	$31.88	$14.94	$0.00
035-523-003	$31.88	$14.94	$0.00
035-523-004	$31.88	$14.94	$0.00
035-523-005	$31.88	$14.94	$0.00
035-523-006	$31.88	$14.94	$0.00
035-523-007	$31.88	$14.94	$0.00
035-523-008	$31.88	$14.94	$0.00
035-523-009	$31.88	$14.94	$0.00
035-523-010	$31.88	$14.94	$0.00
035-523-011	$31.88	$14.94	$0.00
035-523-012	$31.88	$14.94	$0.00
035-523-013	$31.88	$14.94	$0.00
035-523-014	$31.88	$14.94	$0.00
035-524-001	$31.88	$14.94	$0.00
035-524-002	$31.88	$14.94	$0.00
035-524-003	$31.88	$14.94	$0.00
035-524-004	$31.88	$14.94	$0.00
035-524-005	$31.88	$14.94	$0.00
035-531-001	$31.88	$14.94	$0.00
035-531-002	$31.88	$14.94	$0.00
035-532-001	$31.88	$14.94	$0.00
035-532-002	$31.88	$14.94	$0.00
035-532-003	$31.88	$14.94	$0.00
035-532-004	$31.88	$14.94	$0.00
035-533-001	$31.88	$14.94	$0.00
035-533-002	$31.88	$14.94	$0.00
035-533-003	$31.88	$14.94	$0.00
035-533-004	$31.88	$14.94	$0.00
035-533-005	$31.88	$14.94	$0.00
035-533-006	$31.88	$14.94	$0.00
035-533-007	$31.88	$14.94	$0.00
035-533-008	$31.88	$14.94	$0.00
035-533-009	$31.88	$14.94	$0.00
035-533-010	$31.88	$14.94	$0.00
035-533-011	$31.88	$14.94	$0.00
035-533-012	$31.88	$14.94	$0.00
035-533-013	$31.88	$14.94	$0.00
035-533-014	$31.88	$14.94	$0.00
035-533-015	$31.88	$14.94	$0.00
035-533-016	$31.88	$14.94	$0.00
035-534-001	$31.88	$14.94	$0.00
035-534-002	$31.88	$14.94	$0.00
035-534-003	$31.88	$14.94	$0.00
035-534-004	$31.88	$14.94	$0.00
035-534-005	$31.88	$14.94	$0.00
035-534-006	$31.88	$14.94	$0.00
035-534-007	$31.88	$14.94	$0.00
035-534-008	$31.88	$14.94	$0.00
035-534-009	$31.88	$14.94	$0.00
035-534-010	$31.88	$14.94	$0.00
035-535-001	$31.88	$14.94	$0.00
035-536-001	$31.88	$14.94	$0.00
035-536-002	$31.88	$14.94	$0.00
035-536-003	$31.88	$14.94	$0.00
035-536-004	$31.88	$14.94	$0.00
035-536-005	$31.88	$14.94	$0.00
035-536-006	$31.88	$14.94	$0.00
035-536-007	$31.88	$14.94	$0.00
035-536-008	$31.88	$14.94	$0.00
035-536-009	$31.88	$14.94	$0.00
035-536-010	$31.88	$14.94	$0.00
035-536-011	$31.88	$14.94	$0.00
035-536-012	$31.88	$14.94	$0.00
035-536-013	$31.88	$14.94	$0.00
035-536-014	$31.88	$14.94	$0.00
035-536-015	$31.88	$14.94	$0.00
035-536-016	$31.88	$14.94	$0.00
035-536-017	$31.88	$14.94	$0.00
035-536-018	$31.88	$14.94	$0.00
035-536-019	$31.88	$14.94	$0.00
035-536-020	$31.88	$14.94	$0.00
035-536-021	$31.88	$14.94	$0.00
035-541-001	$31.88	$14.94	$0.00
035-541-002	$31.88	$14.94	$0.00
035-541-003	$31.88	$14.94	$0.00
035-541-004	$31.88	$14.94	$0.00
035-541-005	$31.88	$14.94	$0.00
035-541-006	$31.88	$14.94	$0.00
035-541-007	$31.88	$14.94	$0.00
035-541-008	$31.88	$14.94	$0.00
035-541-009	$31.88	$14.94	$0.00
035-541-010	$31.88	$14.94	$0.00
035-541-011	$31.88	$14.94	$0.00
035-541-012	$31.88	$14.94	$0.00
035-541-013	$31.88	$14.94	$0.00
035-541-014	$31.88	$14.94	$0.00
035-541-015	$31.88	$14.94	$0.00
035-541-016	$31.88	$14.94	$0.00
035-541-017	$31.88	$14.94	$0.00
035-541-018	$31.88	$14.94	$0.00
035-541-019	$31.88	$14.94	$0.00
035-541-020	$31.88	$14.94	$0.00
035-541-021	$31.88	$14.94	$0.00
035-541-022	$31.88	$14.94	$0.00
035-541-023	$31.88	$14.94	$0.00
035-541-024	$31.88	$14.94	$0.00
035-541-025	$31.88	$14.94	$0.00
035-541-026	$31.88	$14.94	$0.00
035-541-027	$31.88	$14.94	$0.00
035-541-028	$31.88	$14.94	$0.00
035-541-029	$31.88	$14.94	$0.00
035-541-030	$31.88	$14.94	$0.00
035-541-031	$31.88	$14.94	$0.00
035-541-032	$31.88	$14.94	$0.00
035-542-001	$31.88	$14.94	$0.00
035-542-002	$31.88	$14.94	$0.00
035-542-003	$31.88	$14.94	$0.00
035-542-004	$31.88	$14.94	$0.00
035-542-005	$31.88	$14.94	$0.00
035-542-006	$31.88	$14.94	$0.00
035-542-007	$31.88	$14.94	$0.00
035-542-008	$31.88	$14.94	$0.00
035-542-009	$31.88	$14.94	$0.00
035-542-010	$31.88	$14.94	$0.00
035-542-011	$31.88	$14.94	$0.00
035-542-012	$31.88	$14.94	$0.00
035-542-013	$31.88	$14.94	$0.00
035-542-014	$31.88	$14.94	$0.00
035-542-015	$31.88	$14.94	$0.00
035-542-016	$31.88	$14.94	$0.00
035-542-017	$31.88	$14.94	$0.00
035-542-018	$31.88	$14.94	$0.00
035-542-019	$31.88	$14.94	$0.00
035-542-020	$31.88	$14.94	$0.00
035-542-021	$31.88	$14.94	$0.00
035-561-001	$31.88	$14.94	$0.00
035-561-002	$31.88	$14.94	$0.00
035-561-003	$31.88	$14.94	$0.00
035-561-004	$31.88	$14.94	$0.00
035-561-005	$31.88	$14.94	$0.00
035-561-006	$31.88	$14.94	$0.00
035-561-007	$31.88	$14.94	$0.00
035-561-008	$31.88	$14.94	$0.00
035-561-009	$31.88	$14.94	$0.00
035-561-010	$31.88	$14.94	$0.00
035-561-011	$31.88	$14.94	$0.00
035-561-012	$31.88	$14.94	$0.00
035-561-013	$31.88	$14.94	$0.00
035-561-014	$31.88	$14.94	$0.00
035-561-015	$31.88	$14.94	$0.00
035-561-016	$31.88	$14.94	$0.00
035-561-017	$31.88	$14.94	$0.00
035-561-018	$31.88	$14.94	$0.00
035-561-019	$31.88	$14.94	$0.00
035-561-020	$31.88	$14.94	$0.00
035-561-021	$31.88	$14.94	$0.00
035-561-022	$31.88	$14.94	$0.00

CITY OF OAKLEY
STREET LIGHTING AND LANDSCAPE ASESSMENT DISTRICT
ZONES 1, 2,
FINAL ASSESSMENT ROLL
FISCAL YEAR 2025-26

Sorted by Zone & Assessor's Parcel Number

Assessor's Parcel Number	Park Amount	Street Light Amount	Landscape Amount
035-562-001	$31.88	$14.94	$0.00
035-562-002	$31.88	$14.94	$0.00
035-562-003	$31.88	$14.94	$0.00
035-562-004	$31.88	$14.94	$0.00
035-562-005	$31.88	$14.94	$0.00
035-562-006	$31.88	$14.94	$0.00
035-562-007	$31.88	$14.94	$0.00
035-562-008	$31.88	$14.94	$0.00
035-562-009	$31.88	$14.94	$0.00
035-562-010	$31.88	$14.94	$0.00
035-562-011	$31.88	$14.94	$0.00
035-562-012	$31.88	$14.94	$0.00
035-562-013	$31.88	$14.94	$0.00
035-562-014	$31.88	$14.94	$0.00
035-562-015	$31.88	$14.94	$0.00
035-562-016	$31.88	$14.94	$0.00
035-562-017	$31.88	$14.94	$0.00
035-562-018	$31.88	$14.94	$0.00
035-562-019	$31.88	$14.94	$0.00
035-562-020	$31.88	$14.94	$0.00
035-562-021	$31.88	$14.94	$0.00
035-562-022	$31.88	$14.94	$0.00
035-562-023	$31.88	$14.94	$0.00
035-562-024	$31.88	$14.94	$0.00
035-562-025	$31.88	$14.94	$0.00
035-562-026	$31.88	$14.94	$0.00
035-562-027	$31.88	$14.94	$0.00
035-562-028	$31.88	$14.94	$0.00
035-562-029	$31.88	$14.94	$0.00
035-562-030	$31.88	$14.94	$0.00
035-562-031	$31.88	$14.94	$0.00
035-562-032	$31.88	$14.94	$0.00
035-562-033	$31.88	$14.94	$0.00
035-562-034	$31.88	$14.94	$0.00
035-562-035	$31.88	$14.94	$0.00
035-562-036	$31.88	$14.94	$0.00
035-562-037	$31.88	$14.94	$0.00
035-562-038	$31.88	$14.94	$0.00
035-562-039	$31.88	$14.94	$0.00
035-562-040	$31.88	$14.94	$0.00
035-562-041	$31.88	$14.94	$0.00
035-562-042	$31.88	$14.94	$0.00
035-562-043	$31.88	$14.94	$0.00
035-562-044	$31.88	$14.94	$0.00
035-562-045	$31.88	$14.94	$0.00
035-562-046	$31.88	$14.94	$0.00
035-562-047	$31.88	$14.94	$0.00
035-562-048	$31.88	$14.94	$0.00
035-562-049	$31.88	$14.94	$0.00
035-562-050	$31.88	$14.94	$0.00
035-562-051	$31.88	$14.94	$0.00
035-562-052	$31.88	$14.94	$0.00
035-562-053	$31.88	$14.94	$0.00
035-563-001	$31.88	$14.94	$0.00
035-563-002	$31.88	$14.94	$0.00
035-563-003	$31.88	$14.94	$0.00
035-563-004	$31.88	$14.94	$0.00
035-563-005	$31.88	$14.94	$0.00
035-563-006	$31.88	$14.94	$0.00
035-563-007	$31.88	$14.94	$0.00
035-563-008	$31.88	$14.94	$0.00
035-563-009	$31.88	$14.94	$0.00
035-563-010	$31.88	$14.94	$0.00
035-563-011	$31.88	$14.94	$0.00
035-563-012	$31.88	$14.94	$0.00
035-563-013	$31.88	$14.94	$0.00
035-563-014	$31.88	$14.94	$0.00
035-571-001	$31.88	$14.94	$0.00
035-571-002	$31.88	$14.94	$0.00
035-571-003	$31.88	$14.94	$0.00
035-571-004	$31.88	$14.94	$0.00
035-571-005	$31.88	$14.94	$0.00
035-571-006	$31.88	$14.94	$0.00
035-571-007	$31.88	$14.94	$0.00
035-571-008	$31.88	$14.94	$0.00
035-571-009	$31.88	$14.94	$0.00
035-571-010	$31.88	$14.94	$0.00
035-571-011	$31.88	$14.94	$0.00
035-571-012	$31.88	$14.94	$0.00
035-571-013	$31.88	$14.94	$0.00
035-571-014	$31.88	$14.94	$0.00
035-571-015	$31.88	$14.94	$0.00
035-571-016	$31.88	$14.94	$0.00
035-571-017	$31.88	$14.94	$0.00
035-571-018	$31.88	$14.94	$0.00
035-571-019	$31.88	$14.94	$0.00
035-572-001	$31.88	$14.94	$0.00
035-573-001	$31.88	$14.94	$0.00
035-573-002	$31.88	$14.94	$0.00
035-574-001	$31.88	$14.94	$0.00
035-574-002	$31.88	$14.94	$0.00
035-574-003	$31.88	$14.94	$0.00
035-575-001	$31.88	$14.94	$0.00
035-575-002	$31.88	$14.94	$0.00
035-575-003	$31.88	$14.94	$0.00
035-581-001	$31.88	$14.94	$0.00
035-581-002	$31.88	$14.94	$0.00
035-581-003	$31.88	$14.94	$0.00
035-581-004	$31.88	$14.94	$0.00
035-581-005	$31.88	$14.94	$0.00
035-581-006	$31.88	$14.94	$0.00
035-581-007	$31.88	$14.94	$0.00
035-581-008	$31.88	$14.94	$0.00
035-581-009	$31.88	$14.94	$0.00
035-581-010	$31.88	$14.94	$0.00
035-581-011	$31.88	$14.94	$0.00
035-581-012	$31.88	$14.94	$0.00
035-581-013	$31.88	$14.94	$0.00
035-581-014	$31.88	$14.94	$0.00
035-581-015	$31.88	$14.94	$0.00
035-581-016	$31.88	$14.94	$0.00
035-581-017	$31.88	$14.94	$0.00
035-581-018	$31.88	$14.94	$0.00
035-581-019	$31.88	$14.94	$0.00
035-581-020	$31.88	$14.94	$0.00
035-581-021	$31.88	$14.94	$0.00
035-581-022	$31.88	$14.94	$0.00
035-581-023	$31.88	$14.94	$0.00
035-581-024	$31.88	$14.94	$0.00
035-581-025	$31.88	$14.94	$0.00
035-581-026	$31.88	$14.94	$0.00
035-581-027	$31.88	$14.94	$0.00
035-581-028	$31.88	$14.94	$0.00
035-581-029	$31.88	$14.94	$0.00
035-581-030	$31.88	$14.94	$0.00
035-581-031	$31.88	$14.94	$0.00
035-581-032	$31.88	$14.94	$0.00
035-581-033	$31.88	$14.94	$0.00
035-581-034	$31.88	$14.94	$0.00
035-581-035	$31.88	$14.94	$0.00
035-581-036	$31.88	$14.94	$0.00
035-581-037	$31.88	$14.94	$0.00
035-581-038	$31.88	$14.94	$0.00
035-582-001	$31.88	$14.94	$0.00
035-582-002	$31.88	$14.94	$0.00
035-582-003	$31.88	$14.94	$0.00
035-582-004	$31.88	$14.94	$0.00
035-582-005	$31.88	$14.94	$0.00
035-582-006	$31.88	$14.94	$0.00
035-582-007	$31.88	$14.94	$0.00
035-583-001	$31.88	$14.94	$0.00
035-583-002	$31.88	$14.94	$0.00
035-583-003	$31.88	$14.94	$0.00
035-583-004	$31.88	$14.94	$0.00
035-583-005	$31.88	$14.94	$0.00
035-583-006	$31.88	$14.94	$0.00
035-583-007	$31.88	$14.94	$0.00
035-583-008	$31.88	$14.94	$0.00
035-583-009	$31.88	$14.94	$0.00
035-600-051	$31.88	$14.94	$0.00
035-600-052	$31.88	$14.94	$0.00
035-600-053	$31.88	$14.94	$0.00
035-631-034	$31.88	$14.94	$0.00
035-640-005	$31.88	$14.94	$0.00
035-640-006	$31.88	$14.94	$0.00
035-640-007	$31.88	$14.94	$0.00
035-640-012	$31.88	$14.94	$0.00
035-640-013	$31.88	$14.94	$0.00
035-640-014	$31.88	$14.94	$0.00
035-640-015	$31.88	$14.94	$0.00
035-640-016	$31.88	$14.94	$0.00
035-640-017	$31.88	$14.94	$0.00
035-640-018	$31.88	$14.94	$0.00
035-640-019	$31.88	$14.94	$0.00
035-640-020	$31.88	$14.94	$0.00

CITY OF OAKLEY
STREET LIGHTING AND LANDSCAPE ASESSMENT DISTRICT
ZONES 1, 2,
FINAL ASSESSMENT ROLL
FISCAL YEAR 2025-26

Sorted by Zone & Assessor's Parcel Number

Assessor's Parcel Number	Park Amount	Street Light Amount	Landscape Amount
035-640-021	$31.88	$14.94	$0.00
035-640-022	$31.88	$14.94	$0.00
035-640-023	$31.88	$14.94	$0.00
035-640-024	$31.88	$14.94	$0.00
035-640-025	$31.88	$14.94	$0.00
035-640-026	$31.88	$14.94	$0.00
035-640-027	$31.88	$14.94	$0.00
035-640-028	$31.88	$14.94	$0.00
035-640-029	$31.88	$14.94	$0.00
035-640-030	$31.88	$14.94	$0.00
035-640-031	$15.94	$7.46	$0.00
035-640-034	$31.88	$14.94	$0.00
035-640-035	$31.88	$14.94	$0.00
035-661-001	$31.88	$14.94	$0.00
035-661-002	$31.88	$14.94	$0.00
035-661-003	$31.88	$14.94	$0.00
035-661-004	$31.88	$14.94	$0.00
035-661-005	$31.88	$14.94	$0.00
035-661-006	$31.88	$14.94	$0.00
035-661-007	$31.88	$14.94	$0.00
035-661-008	$31.88	$14.94	$0.00
035-661-009	$31.88	$14.94	$0.00
035-662-001	$31.88	$14.94	$0.00
035-662-002	$31.88	$14.94	$0.00
035-662-003	$31.88	$14.94	$0.00
035-662-004	$31.88	$14.94	$0.00
035-662-005	$31.88	$14.94	$0.00
035-662-006	$31.88	$14.94	$0.00
035-662-007	$31.88	$14.94	$0.00
035-662-008	$31.88	$14.94	$0.00
035-662-009	$31.88	$14.94	$0.00
035-662-010	$31.88	$14.94	$0.00
035-662-011	$31.88	$14.94	$0.00
035-662-012	$31.88	$14.94	$0.00
035-662-013	$31.88	$14.94	$0.00
035-662-014	$31.88	$14.94	$0.00
035-662-015	$31.88	$14.94	$0.00
035-662-016	$31.88	$14.94	$0.00
035-671-001	$31.88	$14.94	$0.00
035-671-002	$31.88	$14.94	$0.00
035-671-003	$31.88	$14.94	$0.00
035-671-004	$31.88	$14.94	$0.00
035-671-005	$31.88	$14.94	$0.00
035-671-006	$31.88	$14.94	$0.00
035-671-007	$31.88	$14.94	$0.00
035-671-008	$31.88	$14.94	$0.00
035-671-009	$31.88	$14.94	$0.00
035-671-010	$31.88	$14.94	$0.00
035-671-011	$31.88	$14.94	$0.00
035-671-012	$31.88	$14.94	$0.00
035-671-013	$31.88	$14.94	$0.00
035-671-014	$31.88	$14.94	$0.00
035-671-015	$31.88	$14.94	$0.00
035-671-016	$31.88	$14.94	$0.00
035-671-017	$31.88	$14.94	$0.00
035-671-018	$31.88	$14.94	$0.00
035-672-001	$31.88	$14.94	$0.00
035-672-002	$31.88	$14.94	$0.00
035-672-003	$31.88	$14.94	$0.00
035-672-004	$31.88	$14.94	$0.00
035-672-005	$31.88	$14.94	$0.00
035-672-006	$31.88	$14.94	$0.00
035-672-007	$31.88	$14.94	$0.00
035-672-008	$31.88	$14.94	$0.00
035-672-009	$31.88	$14.94	$0.00
035-672-010	$31.88	$14.94	$0.00
035-672-011	$31.88	$14.94	$0.00
035-672-012	$31.88	$14.94	$0.00
035-672-013	$31.88	$14.94	$0.00
035-672-014	$31.88	$14.94	$0.00
035-672-015	$31.88	$14.94	$0.00
035-672-016	$31.88	$14.94	$0.00
035-672-017	$31.88	$14.94	$0.00
035-672-018	$31.88	$14.94	$0.00
035-672-019	$31.88	$14.94	$0.00
035-672-020	$31.88	$14.94	$0.00
035-672-021	$31.88	$14.94	$0.00
035-672-022	$31.88	$14.94	$0.00
035-672-023	$31.88	$14.94	$0.00
035-672-024	$31.88	$14.94	$0.00
035-672-025	$31.88	$14.94	$0.00
035-672-026	$31.88	$14.94	$0.00
035-672-027	$31.88	$14.94	$0.00
035-672-028	$31.88	$14.94	$0.00
035-672-029	$31.88	$14.94	$0.00
035-672-030	$31.88	$14.94	$0.00
035-681-001	$31.88	$14.94	$0.00
035-681-002	$31.88	$14.94	$0.00
035-681-003	$31.88	$14.94	$0.00
035-681-004	$31.88	$14.94	$0.00
035-681-005	$31.88	$14.94	$0.00
035-681-006	$31.88	$14.94	$0.00
035-681-007	$31.88	$14.94	$0.00
035-681-008	$31.88	$14.94	$0.00
035-682-001	$31.88	$14.94	$0.00
035-682-002	$31.88	$14.94	$0.00
035-682-003	$31.88	$14.94	$0.00
035-682-004	$31.88	$14.94	$0.00
035-682-005	$31.88	$14.94	$0.00
035-682-006	$31.88	$14.94	$0.00
035-682-007	$31.88	$14.94	$0.00
035-682-008	$31.88	$14.94	$0.00
035-682-009	$31.88	$14.94	$0.00
035-682-010	$31.88	$14.94	$0.00
035-682-011	$31.88	$14.94	$0.00
035-683-001	$31.88	$14.94	$0.00
035-683-002	$31.88	$14.94	$0.00
035-683-003	$31.88	$14.94	$0.00
035-683-004	$31.88	$14.94	$0.00
035-683-005	$31.88	$14.94	$0.00
035-683-006	$31.88	$14.94	$0.00
035-683-007	$31.88	$14.94	$0.00
035-683-008	$31.88	$14.94	$0.00
035-710-001	$31.88	$14.94	$0.00
035-710-002	$31.88	$14.94	$0.00
035-710-003	$31.88	$14.94	$0.00
035-710-004	$31.88	$14.94	$0.00
035-710-005	$31.88	$14.94	$0.00
035-710-006	$31.88	$14.94	$0.00
035-710-007	$31.88	$14.94	$0.00
035-710-008	$31.88	$14.94	$0.00
035-710-009	$31.88	$14.94	$0.00
035-710-010	$31.88	$14.94	$0.00
035-710-011	$31.88	$14.94	$0.00
035-710-012	$31.88	$14.94	$0.00
035-710-013	$31.88	$14.94	$0.00
035-720-033	$377.72	$74.92	$0.00
037-010-001	$90.08	$0.00	$0.00
037-010-002	$95.64	$0.00	$0.00
037-010-003	$15.94	$0.00	$0.00
037-010-004	$95.64	$0.00	$0.00
037-020-007	$95.64	$0.00	$0.00
037-020-008	$47.82	$0.00	$0.00
037-020-023	$31.88	$0.00	$0.00
037-020-037	$47.82	$0.00	$0.00
037-030-002	$31.88	$0.00	$0.00
037-030-004	$70.14	$0.00	$0.00
037-030-006	$95.64	$0.00	$0.00
037-040-007	$47.82	$0.00	$0.00
037-040-015	$95.64	$0.00	$0.00
037-040-022	$31.88	$74.70	$0.00
037-040-025	$41.66	$74.70	$0.00
037-040-026	$40.64	$7.46	$0.00
037-040-027	$15.94	$7.46	$0.00
037-050-005	$31.88	$0.00	$0.00
037-050-011	$334.74	$0.00	$0.00
037-060-001	$31.88	$0.00	$0.00
037-060-002	$31.88	$0.00	$0.00
037-060-005	$31.88	$0.00	$0.00
037-060-006	$31.88	$0.00	$0.00
037-060-008	$31.88	$0.00	$0.00
037-060-012	$95.64	$0.00	$0.00
037-060-013	$38.56	$0.00	$0.00
037-070-002	$31.88	$0.00	$0.00
037-070-004	$31.88	$0.00	$0.00
037-070-005	$31.88	$0.00	$0.00
037-070-006	$31.88	$0.00	$0.00
037-070-010	$31.88	$0.00	$0.00
037-070-011	$31.88	$0.00	$0.00
037-070-013	$31.88	$0.00	$0.00
037-070-016	$31.88	$0.00	$0.00
037-070-018	$31.88	$0.00	$0.00
037-070-019	$31.88	$0.00	$0.00
037-070-020	$31.88	$0.00	$0.00
037-070-021	$31.88	$0.00	$0.00

CITY OF OAKLEY
STREET LIGHTING AND LANDSCAPE ASESSMENT DISTRICT
ZONES 1, 2,
FINAL ASSESSMENT ROLL
FISCAL YEAR 2025-26

Sorted by Zone & Assessor's Parcel Number

Assessor's Parcel Number	Park Amount	Street Light Amount	Landscape Amount
037-070-025	$41.60	$0.00	$0.00
037-080-010	$47.82	$0.00	$0.00
037-080-011	$47.82	$0.00	$0.00
037-080-013	$15.94	$0.00	$0.00
037-080-016	$45.26	$0.00	$0.00
037-080-017	$83.36	$0.00	$0.00
037-080-018	$88.62	$0.00	$0.00
037-080-019	$15.94	$0.00	$0.00
037-080-021	$31.88	$0.00	$0.00
037-080-024	$31.88	$0.00	$0.00
037-080-025	$24.38	$0.00	$0.00
037-080-026	$31.88	$0.00	$0.00
037-080-027	$95.64	$0.00	$0.00
037-090-004	$111.58	$0.00	$0.00
037-090-005	$31.88	$0.00	$0.00
037-090-007	$95.64	$0.00	$0.00
037-090-015	$95.64	$0.00	$0.00
037-090-017	$74.28	$0.00	$0.00
037-090-018	$95.64	$0.00	$0.00
037-090-019	$31.88	$0.00	$0.00
037-090-020	$31.88	$0.00	$0.00
037-090-021	$95.64	$0.00	$0.00
037-100-003	$95.64	$0.00	$0.00
037-100-009	$31.88	$0.00	$0.00
037-100-016	$95.64	$0.00	$0.00
037-100-029	$31.88	$0.00	$0.00
037-100-038	$95.64	$74.70	$0.00
037-100-042	$31.88	$0.00	$0.00
037-100-043	$47.82	$0.00	$0.00
037-100-044	$15.94	$0.00	$0.00
037-100-045	$15.94	$0.00	$0.00
037-100-057	$39,282.88	$599.44	$0.00
037-100-058	$10,198.44	$524.50	$0.00
037-100-060	$10,198.44	$524.50	$0.00
037-100-062	$8,309.84	$524.50	$0.00
037-100-064	$31.88	$0.00	$0.00
037-100-065	$15.94	$0.00	$0.00
037-100-066	$15.94	$0.00	$0.00
037-100-067	$8,309.84	$524.50	$0.00
037-100-069	$478.20	$0.00	$0.00
037-100-072	$1,195.50	$0.00	$0.00
037-110-024	$2,279.42	$0.00	$0.00
037-110-026	$95.64	$0.00	$0.00
037-110-029	$31.88	$74.70	$0.00
037-110-032	$62.92	$0.00	$0.00
037-110-033	$31.88	$0.00	$0.00
037-121-041	$31.88	$14.94	$0.00
037-121-043	$31.88	$14.94	$0.00
037-123-047	$31.88	$14.94	$0.00
037-123-050	$31.88	$14.94	$0.00
037-123-051	$31.88	$14.94	$0.00
037-123-052	$31.88	$14.94	$0.00
037-123-053	$31.88	$14.94	$0.00
037-123-054	$31.88	$14.94	$0.00
037-123-055	$31.88	$14.94	$0.00
037-123-056	$31.88	$14.94	$0.00
037-123-057	$31.88	$14.94	$0.00
037-123-058	$31.88	$14.94	$0.00
037-123-061	$31.88	$14.94	$0.00
037-123-062	$31.88	$14.94	$0.00
037-123-063	$31.88	$14.94	$0.00
037-126-004	$31.88	$74.70	$0.00
037-126-008	$31.88	$74.70	$0.00
037-131-002	$31.88	$14.94	$0.00
037-131-003	$31.88	$14.94	$0.00
037-131-004	$31.88	$14.94	$0.00
037-131-005	$31.88	$14.94	$0.00
037-131-006	$31.88	$14.94	$0.00
037-131-007	$31.88	$14.94	$0.00
037-131-010	$31.88	$14.94	$0.00
037-131-011	$31.88	$14.94	$0.00
037-131-012	$31.88	$14.94	$0.00
037-131-015	$31.88	$74.70	$0.00
037-132-004	$31.88	$14.94	$0.00
037-132-005	$31.88	$14.94	$0.00
037-132-006	$31.88	$14.94	$0.00
037-132-007	$31.88	$14.94	$0.00
037-132-008	$31.88	$14.94	$0.00
037-132-009	$31.88	$14.94	$0.00
037-132-010	$31.88	$14.94	$0.00
037-132-011	$31.88	$14.94	$0.00
037-132-012	$31.88	$14.94	$0.00
037-132-013	$31.88	$14.94	$0.00
037-132-014	$31.88	$14.94	$0.00
037-132-015	$31.88	$14.94	$0.00
037-132-016	$31.88	$14.94	$0.00
037-132-017	$31.88	$14.94	$0.00
037-132-018	$31.88	$14.94	$0.00
037-132-019	$31.88	$14.94	$0.00
037-132-020	$31.88	$14.94	$0.00
037-132-021	$31.88	$14.94	$0.00
037-132-022	$31.88	$14.94	$0.00
037-132-023	$31.88	$14.94	$0.00
037-132-024	$31.88	$14.94	$0.00
037-132-025	$31.88	$14.94	$0.00
037-132-026	$31.88	$14.94	$0.00
037-132-027	$31.88	$14.94	$0.00
037-132-028	$31.88	$14.94	$0.00
037-132-029	$31.88	$14.94	$0.00
037-132-030	$31.88	$14.94	$0.00
037-132-031	$31.88	$14.94	$0.00
037-132-032	$31.88	$14.94	$0.00
037-132-033	$31.88	$14.94	$0.00
037-132-034	$31.88	$14.94	$0.00
037-132-035	$31.88	$14.94	$0.00
037-132-036	$31.88	$14.94	$0.00
037-132-039	$31.88	$74.70	$0.00
037-133-001	$31.88	$14.94	$0.00
037-133-002	$31.88	$14.94	$0.00
037-133-003	$31.88	$14.94	$0.00
037-133-004	$31.88	$14.94	$0.00
037-133-005	$31.88	$14.94	$0.00
037-133-006	$31.88	$14.94	$0.00
037-133-007	$31.88	$14.94	$0.00
037-133-008	$31.88	$14.94	$0.00
037-133-009	$31.88	$14.94	$0.00
037-133-010	$31.88	$14.94	$0.00
037-133-011	$31.88	$14.94	$0.00
037-133-012	$31.88	$14.94	$0.00
037-142-007	$87.66	$74.70	$0.00
037-142-008	$34.18	$74.70	$0.00
037-150-027	$31.88	$0.00	$0.00
037-150-028	$31.88	$0.00	$0.00
037-150-029	$23.58	$0.00	$0.00
037-160-010	$63.76	$59.76	$0.00
037-160-011	$31.88	$74.70	$0.00
037-160-014	$31.88	$74.70	$0.00
037-160-015	$31.88	$74.70	$0.00
037-160-020	$31.88	$74.70	$0.00
037-160-022	$31.88	$0.00	$0.00
037-160-029	$31.88	$74.70	$0.00
037-160-030	$15.94	$7.46	$0.00
037-160-031	$31.88	$74.70	$0.00
037-160-036	$31.88	$74.70	$0.00
037-160-037	$31.88	$74.70	$0.00
037-160-038	$31.88	$74.70	$0.00
037-160-040	$31.88	$74.70	$0.00
037-180-010	$47.82	$7.46	$0.00
037-180-016	$95.64	$0.00	$0.00
037-191-035	$95.64	$0.00	$0.00
037-191-038	$95.64	$0.00	$0.00
037-191-040	$95.64	$0.00	$0.00
037-191-041	$95.64	$0.00	$0.00
037-192-027	$95.64	$0.00	$0.00
037-200-007	$31.88	$14.94	$0.00
037-200-010	$31.88	$74.70	$0.00
037-200-011	$31.88	$74.70	$0.00
037-200-012	$31.88	$74.70	$0.00
037-200-013	$31.88	$74.70	$0.00
037-200-014	$31.88	$74.70	$0.00
037-200-015	$67.80	$74.70	$0.00
037-200-016	$95.64	$74.70	$0.00
037-211-001	$31.88	$14.94	$0.00
037-211-002	$31.88	$14.94	$0.00
037-211-003	$31.88	$14.94	$0.00
037-211-004	$31.88	$14.94	$0.00
037-211-005	$31.88	$14.94	$0.00
037-211-006	$31.88	$14.94	$0.00
037-211-007	$31.88	$14.94	$0.00
037-211-008	$31.88	$14.94	$0.00
037-211-009	$31.88	$14.94	$0.00
037-211-010	$31.88	$14.94	$0.00
037-211-011	$31.88	$14.94	$0.00
037-211-012	$31.88	$14.94	$0.00
037-211-013	$31.88	$14.94	$0.00

CITY OF OAKLEY
STREET LIGHTING AND LANDSCAPE ASESSMENT DISTRICT
ZONES 1, 2,
FINAL ASSESSMENT ROLL
FISCAL YEAR 2025-26

Sorted by Zone & Assessor's Parcel Number

Assessor's Parcel Number	Park Amount	Street Light Amount	Landscape Amount
037-211-014	$31.88	$14.94	$0.00
037-211-015	$31.88	$14.94	$0.00
037-211-016	$31.88	$14.94	$0.00
037-211-017	$31.88	$14.94	$0.00
037-211-018	$31.88	$14.94	$0.00
037-211-019	$31.88	$14.94	$0.00
037-211-020	$31.88	$14.94	$0.00
037-211-021	$31.88	$14.94	$0.00
037-211-022	$31.88	$14.94	$0.00
037-211-023	$31.88	$14.94	$0.00
037-211-024	$31.88	$14.94	$0.00
037-211-025	$31.88	$14.94	$0.00
037-211-026	$31.88	$14.94	$0.00
037-211-027	$31.88	$14.94	$0.00
037-211-028	$31.88	$14.94	$0.00
037-211-029	$31.88	$14.94	$0.00
037-212-001	$31.88	$14.94	$0.00
037-212-002	$31.88	$14.94	$0.00
037-212-003	$31.88	$14.94	$0.00
037-212-004	$31.88	$14.94	$0.00
037-212-005	$31.88	$14.94	$0.00
037-212-006	$31.88	$14.94	$0.00
037-212-007	$31.88	$14.94	$0.00
037-212-008	$31.88	$14.94	$0.00
037-212-009	$31.88	$14.94	$0.00
037-212-010	$31.88	$14.94	$0.00
037-212-011	$31.88	$14.94	$0.00
037-212-012	$31.88	$14.94	$0.00
037-212-013	$31.88	$14.94	$0.00
037-212-014	$31.88	$14.94	$0.00
037-213-001	$31.88	$14.94	$0.00
037-213-002	$31.88	$14.94	$0.00
037-213-003	$31.88	$14.94	$0.00
037-213-004	$31.88	$14.94	$0.00
037-221-001	$31.88	$14.94	$0.00
037-221-002	$31.88	$14.94	$0.00
037-221-003	$31.88	$14.94	$0.00
037-221-004	$31.88	$14.94	$0.00
037-221-005	$31.88	$14.94	$0.00
037-221-006	$31.88	$14.94	$0.00
037-221-007	$31.88	$14.94	$0.00
037-221-008	$31.88	$14.94	$0.00
037-221-009	$31.88	$14.94	$0.00
037-221-010	$31.88	$14.94	$0.00
037-221-011	$31.88	$14.94	$0.00
037-221-012	$31.88	$14.94	$0.00
037-221-013	$31.88	$14.94	$0.00
037-221-014	$31.88	$14.94	$0.00
037-221-015	$31.88	$14.94	$0.00
037-221-016	$31.88	$14.94	$0.00
037-221-017	$31.88	$14.94	$0.00
037-222-001	$31.88	$14.94	$0.00
037-222-002	$31.88	$14.94	$0.00
037-222-003	$31.88	$14.94	$0.00
037-222-004	$31.88	$14.94	$0.00
037-222-005	$31.88	$14.94	$0.00
037-222-006	$31.88	$14.94	$0.00
037-222-007	$31.88	$14.94	$0.00
037-222-008	$31.88	$14.94	$0.00
037-222-009	$31.88	$14.94	$0.00
037-222-010	$31.88	$14.94	$0.00
037-222-011	$31.88	$14.94	$0.00
037-222-012	$31.88	$14.94	$0.00
037-222-013	$31.88	$14.94	$0.00
037-222-014	$31.88	$14.94	$0.00
037-222-015	$31.88	$14.94	$0.00
037-222-016	$31.88	$14.94	$0.00
037-222-017	$31.88	$14.94	$0.00
037-222-018	$31.88	$14.94	$0.00
037-222-019	$31.88	$14.94	$0.00
037-222-020	$31.88	$14.94	$0.00
037-222-021	$31.88	$14.94	$0.00
037-222-022	$31.88	$14.94	$0.00
037-222-023	$31.88	$14.94	$0.00
037-222-024	$31.88	$14.94	$0.00
037-222-025	$31.88	$14.94	$0.00
037-222-026	$31.88	$14.94	$0.00
037-222-027	$31.88	$14.94	$0.00
037-222-028	$31.88	$14.94	$0.00
037-222-029	$31.88	$14.94	$0.00
037-222-030	$31.88	$14.94	$0.00
037-222-031	$31.88	$14.94	$0.00
037-222-032	$31.88	$14.94	$0.00
037-222-033	$31.88	$14.94	$0.00
037-222-034	$31.88	$14.94	$0.00
037-222-035	$31.88	$14.94	$0.00
037-222-036	$31.88	$14.94	$0.00
037-222-037	$31.88	$14.94	$0.00
037-222-038	$31.88	$14.94	$0.00
037-222-039	$31.88	$14.94	$0.00
037-222-040	$31.88	$14.94	$0.00
037-222-041	$31.88	$14.94	$0.00
037-222-042	$31.88	$14.94	$0.00
037-222-043	$31.88	$14.94	$0.00
037-222-044	$31.88	$14.94	$0.00
037-222-045	$31.88	$14.94	$0.00
037-223-001	$31.88	$14.94	$0.00
037-223-002	$31.88	$14.94	$0.00
037-223-003	$31.88	$14.94	$0.00
037-223-004	$31.88	$14.94	$0.00
037-223-005	$31.88	$14.94	$0.00
037-223-006	$31.88	$14.94	$0.00
037-223-007	$31.88	$14.94	$0.00
037-224-001	$31.88	$14.94	$0.00
037-224-002	$31.88	$14.94	$0.00
037-224-003	$31.88	$14.94	$0.00
037-224-004	$31.88	$14.94	$0.00
037-224-005	$31.88	$14.94	$0.00
037-224-006	$31.88	$14.94	$0.00
037-224-007	$31.88	$14.94	$0.00
037-224-008	$31.88	$14.94	$0.00
037-224-009	$31.88	$14.94	$0.00
037-224-010	$31.88	$14.94	$0.00
037-224-011	$31.88	$14.94	$0.00
037-224-012	$31.88	$14.94	$0.00
037-224-013	$31.88	$14.94	$0.00
037-224-014	$31.88	$14.94	$0.00
037-224-015	$31.88	$14.94	$0.00
037-270-063	$31.88	$0.00	$0.00
037-400-001	$31.88	$14.94	$0.00
037-400-002	$31.88	$14.94	$0.00
037-400-003	$31.88	$14.94	$0.00
037-400-004	$31.88	$14.94	$0.00
037-400-005	$31.88	$14.94	$0.00
037-400-006	$31.88	$14.94	$0.00
037-400-007	$31.88	$14.94	$0.00
037-400-008	$31.88	$14.94	$0.00
037-400-009	$31.88	$14.94	$0.00
037-400-010	$31.88	$14.94	$0.00
037-400-011	$31.88	$14.94	$0.00
037-400-012	$31.88	$14.94	$0.00
037-400-013	$31.88	$14.94	$0.00
037-400-014	$31.88	$14.94	$0.00
037-400-015	$31.88	$14.94	$0.00
037-400-016	$31.88	$14.94	$0.00
037-400-017	$31.88	$14.94	$0.00
037-400-018	$31.88	$14.94	$0.00
037-400-019	$31.88	$14.94	$0.00
037-400-020	$31.88	$14.94	$0.00
037-400-021	$31.88	$14.94	$0.00
037-400-022	$31.88	$14.94	$0.00
037-400-023	$31.88	$14.94	$0.00
037-400-024	$31.88	$14.94	$0.00
037-400-025	$31.88	$14.94	$0.00
037-400-026	$31.88	$14.94	$0.00
037-400-027	$31.88	$14.94	$0.00
037-400-028	$31.88	$14.94	$0.00
037-400-029	$31.88	$14.94	$0.00
037-400-030	$31.88	$14.94	$0.00
037-400-031	$31.88	$14.94	$0.00
037-400-032	$31.88	$14.94	$0.00
037-400-033	$31.88	$14.94	$0.00
037-400-034	$31.88	$14.94	$0.00
037-400-035	$31.88	$14.94	$0.00
037-400-036	$31.88	$14.94	$0.00
037-400-037	$31.88	$14.94	$0.00
037-400-038	$31.88	$14.94	$0.00
037-400-039	$31.88	$14.94	$0.00
037-400-040	$31.88	$14.94	$0.00
037-400-041	$31.88	$14.94	$0.00
037-400-042	$31.88	$14.94	$0.00
037-400-043	$31.88	$14.94	$0.00
037-400-044	$31.88	$14.94	$0.00
037-400-045	$31.88	$14.94	$0.00
037-400-046	$31.88	$14.94	$0.00

CITY OF OAKLEY
STREET LIGHTING AND LANDSCAPE ASESSMENT DISTRICT
ZONES 1, 2,
FINAL ASSESSMENT ROLL
FISCAL YEAR 2025-26

Sorted by Zone & Assessor's Parcel Number

Assessor's Parcel Number	Park Amount	Street Light Amount	Landscape Amount
037-400-047	$31.88	$14.94	$0.00
037-400-048	$31.88	$14.94	$0.00
037-400-049	$31.88	$14.94	$0.00
037-400-050	$31.88	$14.94	$0.00
037-400-051	$31.88	$14.94	$0.00
037-410-001	$31.88	$14.94	$0.00
037-410-002	$31.88	$14.94	$0.00
037-410-003	$31.88	$14.94	$0.00
037-410-004	$31.88	$14.94	$0.00
037-410-005	$31.88	$14.94	$0.00
037-410-006	$31.88	$14.94	$0.00
037-410-007	$31.88	$14.94	$0.00
037-410-008	$31.88	$14.94	$0.00
037-410-009	$31.88	$14.94	$0.00
037-410-010	$31.88	$14.94	$0.00
037-410-011	$31.88	$14.94	$0.00
037-410-012	$31.88	$14.94	$0.00
037-410-013	$31.88	$14.94	$0.00
037-410-014	$31.88	$14.94	$0.00
037-410-015	$31.88	$14.94	$0.00
037-410-016	$31.88	$14.94	$0.00
037-410-017	$31.88	$14.94	$0.00
037-410-018	$31.88	$14.94	$0.00
037-410-019	$31.88	$14.94	$0.00
037-410-020	$31.88	$14.94	$0.00
037-410-021	$31.88	$14.94	$0.00
037-410-022	$31.88	$14.94	$0.00
037-410-023	$31.88	$14.94	$0.00
037-410-025	$31.88	$14.94	$0.00
037-410-026	$31.88	$14.94	$0.00
037-410-027	$31.88	$14.94	$0.00
037-410-028	$31.88	$14.94	$0.00
037-410-029	$31.88	$14.94	$0.00
037-410-030	$31.88	$14.94	$0.00
037-410-031	$31.88	$14.94	$0.00
037-410-032	$31.88	$14.94	$0.00
037-410-033	$31.88	$14.94	$0.00
037-410-034	$31.88	$14.94	$0.00
037-410-035	$31.88	$14.94	$0.00
037-410-036	$31.88	$14.94	$0.00
037-410-037	$31.88	$14.94	$0.00
037-410-038	$31.88	$14.94	$0.00
037-410-039	$31.88	$14.94	$0.00
037-410-040	$31.88	$14.94	$0.00
037-410-041	$31.88	$14.94	$0.00
037-450-049	$31.88	$14.94	$0.00
041-021-011	$47.82	$0.00	$0.00
041-021-025	$47.82	$0.00	$0.00
041-021-033	$31.88	$0.00	$0.00
041-022-002	$36.46	$0.00	$0.00
041-030-003	$31.88	$0.00	$0.00
041-030-004	$31.88	$0.00	$0.00
041-030-005	$31.88	$0.00	$0.00
041-030-006	$31.88	$0.00	$0.00
041-030-007	$31.88	$0.00	$0.00
041-030-013	$31.88	$0.00	$0.00
041-030-014	$31.88	$0.00	$0.00
041-030-015	$31.88	$0.00	$0.00
041-030-016	$31.88	$0.00	$0.00
041-030-018	$31.88	$0.00	$0.00
041-030-020	$31.88	$0.00	$0.00
041-030-021	$31.88	$0.00	$0.00
041-030-028	$31.88	$0.00	$0.00
041-030-029	$31.88	$0.00	$0.00
041-030-032	$31.88	$0.00	$0.00
041-030-033	$31.88	$0.00	$0.00
041-030-035	$31.88	$0.00	$0.00
041-030-036	$31.88	$0.00	$0.00
041-030-037	$31.88	$0.00	$0.00
041-030-038	$15.94	$0.00	$0.00
041-030-039	$31.88	$0.00	$0.00
041-030-040	$31.88	$0.00	$0.00
041-030-041	$31.88	$0.00	$0.00
041-030-042	$31.88	$0.00	$0.00
041-030-045	$31.88	$14.94	$0.00
041-030-046	$47.82	$7.46	$0.00
041-030-051	$31.88	$0.00	$0.00
041-030-052	$31.88	$0.00	$0.00
041-030-053	$15.94	$0.00	$0.00
041-041-013	$31.88	$0.00	$0.00
041-041-014	$31.88	$0.00	$0.00
041-041-016	$31.88	$0.00	$0.00
041-041-017	$31.88	$0.00	$0.00
041-041-018	$31.88	$0.00	$0.00
041-041-019	$31.88	$0.00	$0.00
041-041-021	$31.88	$0.00	$0.00
041-041-022	$31.88	$0.00	$0.00
041-041-023	$31.88	$0.00	$0.00
041-041-024	$31.88	$0.00	$0.00
041-041-029	$31.88	$0.00	$0.00
041-041-031	$31.88	$0.00	$0.00
041-042-005	$31.88	$0.00	$0.00
041-050-012	$31.88	$14.94	$0.00
041-050-013	$31.88	$14.94	$0.00
041-050-014	$31.88	$14.94	$0.00
041-050-015	$31.88	$14.94	$0.00
041-050-016	$31.88	$0.00	$0.00
041-050-017	$31.88	$0.00	$0.00
041-050-032	$31.88	$0.00	$0.00
041-050-034	$31.88	$0.00	$0.00
041-050-035	$31.88	$0.00	$0.00
041-050-036	$31.88	$0.00	$0.00
041-050-037	$31.88	$0.00	$0.00
041-061-001	$31.88	$0.00	$0.00
041-061-002	$31.88	$0.00	$0.00
041-061-003	$31.88	$0.00	$0.00
041-061-004	$31.88	$0.00	$0.00
041-061-005	$31.88	$0.00	$0.00
041-061-006	$31.88	$0.00	$0.00
041-062-001	$31.88	$0.00	$0.00
041-062-002	$31.88	$0.00	$0.00
041-062-003	$31.88	$0.00	$0.00
041-062-004	$31.88	$0.00	$0.00
041-062-005	$31.88	$0.00	$0.00
041-062-006	$31.88	$0.00	$0.00
041-062-007	$31.88	$0.00	$0.00
041-063-002	$31.88	$0.00	$0.00
041-063-003	$31.88	$0.00	$0.00
041-063-004	$31.88	$0.00	$0.00
041-063-005	$31.88	$0.00	$0.00
041-063-007	$31.88	$0.00	$0.00
041-064-001	$31.88	$0.00	$0.00
041-064-002	$31.88	$0.00	$0.00
041-071-001	$31.88	$0.00	$0.00
041-071-002	$31.88	$0.00	$0.00
041-071-003	$31.88	$0.00	$0.00
041-071-004	$31.88	$0.00	$0.00
041-071-005	$31.88	$0.00	$0.00
041-071-006	$31.88	$0.00	$0.00
041-072-001	$31.88	$0.00	$0.00
041-072-003	$31.88	$0.00	$0.00
041-072-004	$31.88	$0.00	$0.00
041-072-005	$31.88	$0.00	$0.00
041-073-001	$31.88	$0.00	$0.00
041-073-002	$31.88	$0.00	$0.00
041-073-003	$31.88	$0.00	$0.00
041-080-005	$31.88	$0.00	$0.00
041-080-011	$31.88	$0.00	$0.00
041-080-012	$31.88	$0.00	$0.00
041-080-013	$31.88	$0.00	$0.00
041-080-014	$31.88	$0.00	$0.00
041-080-015	$31.88	$0.00	$0.00
041-080-016	$31.88	$0.00	$0.00
041-080-017	$31.88	$0.00	$0.00
041-080-018	$31.88	$0.00	$0.00
041-080-019	$31.88	$0.00	$0.00
041-080-020	$31.88	$0.00	$0.00
041-080-021	$31.88	$0.00	$0.00
041-080-022	$31.88	$0.00	$0.00
041-080-023	$31.88	$0.00	$0.00
041-080-024	$31.88	$0.00	$0.00
041-080-025	$31.88	$0.00	$0.00
041-080-026	$31.88	$0.00	$0.00
041-080-027	$31.88	$0.00	$0.00
041-080-028	$31.88	$0.00	$0.00
041-080-029	$31.88	$0.00	$0.00
041-080-030	$31.88	$0.00	$0.00
041-080-031	$31.88	$0.00	$0.00
041-080-032	$31.88	$0.00	$0.00
041-080-033	$31.88	$0.00	$0.00
041-080-034	$31.88	$0.00	$0.00
041-080-035	$31.88	$0.00	$0.00
041-080-037	$31.88	$0.00	$0.00
041-080-038	$31.88	$0.00	$0.00
041-090-002	$47.82	$0.00	$0.00

CITY OF OAKLEY
STREET LIGHTING AND LANDSCAPE ASESSMENT DISTRICT
ZONES 1, 2,
FINAL ASSESSMENT ROLL
FISCAL YEAR 2025-26

Sorted by Zone & Assessor's Parcel Number

Assessor's Parcel Number	Park Amount	Street Light Amount	Landscape Amount
041-090-005	$31.88	$0.00	$0.00
041-090-006	$31.88	$0.00	$0.00
041-090-008	$31.88	$0.00	$0.00
041-090-009	$31.88	$0.00	$0.00
041-090-010	$31.88	$0.00	$0.00
041-090-011	$31.88	$0.00	$0.00
041-090-013	$31.88	$0.00	$0.00
041-090-016	$31.88	$0.00	$0.00
041-090-017	$31.88	$0.00	$0.00
041-090-018	$31.88	$0.00	$0.00
041-090-019	$31.88	$0.00	$0.00
041-090-021	$15.94	$0.00	$0.00
041-090-023	$31.88	$0.00	$0.00
041-090-024	$31.88	$0.00	$0.00
041-090-025	$31.88	$0.00	$0.00
041-090-026	$31.88	$0.00	$0.00
041-090-027	$31.88	$0.00	$0.00
041-090-029	$31.88	$0.00	$0.00
041-090-030	$15.94	$0.00	$0.00
041-090-031	$31.88	$0.00	$0.00
041-090-033	$31.88	$0.00	$0.00
041-090-034	$15.94	$0.00	$0.00
041-090-035	$31.88	$0.00	$0.00
041-090-036	$31.88	$0.00	$0.00
041-090-037	$31.88	$0.00	$0.00
041-090-041	$31.88	$0.00	$0.00
041-090-042	$15.94	$0.00	$0.00
041-090-043	$31.88	$0.00	$0.00
041-090-044	$31.88	$0.00	$0.00
041-090-045	$31.88	$0.00	$0.00
041-100-007	$31.88	$0.00	$0.00
041-100-008	$31.88	$0.00	$0.00
041-100-009	$31.88	$0.00	$0.00
041-100-010	$31.88	$0.00	$0.00
041-100-011	$31.88	$0.00	$0.00
041-100-012	$31.88	$0.00	$0.00
041-100-013	$31.88	$0.00	$0.00
041-100-014	$31.88	$0.00	$0.00
041-100-015	$31.88	$0.00	$0.00
041-100-016	$31.88	$0.00	$0.00
041-100-017	$31.88	$0.00	$0.00
041-100-024	$31.88	$0.00	$0.00
041-100-026	$31.88	$0.00	$0.00
041-100-027	$31.88	$0.00	$0.00
041-100-028	$31.88	$0.00	$0.00
041-100-029	$31.88	$0.00	$0.00
041-100-030	$31.88	$0.00	$0.00
041-100-032	$31.88	$0.00	$0.00
041-100-038	$31.88	$0.00	$0.00
041-100-042	$31.88	$0.00	$0.00
041-110-009	$31.88	$0.00	$0.00
041-110-010	$31.88	$0.00	$0.00
041-110-012	$31.88	$14.94	$0.00
041-110-014	$31.88	$0.00	$0.00
041-110-015	$31.88	$0.00	$0.00
041-110-027	$31.88	$0.00	$0.00
041-110-038	$31.88	$14.94	$0.00
041-110-040	$31.88	$14.94	$0.00
041-110-042	$31.88	$0.00	$0.00
041-110-043	$31.88	$0.00	$0.00
041-110-044	$31.88	$0.00	$0.00
041-330-037	$31.88	$0.00	$0.00
051-040-041	$31.88	$0.00	$0.00
051-040-063	$31.88	$0.00	$0.00
051-040-064	$31.88	$0.00	$0.00
051-052-030	$31.88	$0.00	$0.00
051-052-049	$95.64	$0.00	$0.00
051-052-062	$31.88	$74.70	$0.00
051-052-067	$31.88	$74.70	$0.00
051-052-104	$1,275.20	$74.70	$0.00
051-052-106	$22.62	$7.46	$0.00
051-052-108	$22.32	$7.46	$0.00
051-052-114	$31.88	$74.70	$0.00
051-052-115	$15.94	$7.46	$0.00
051-210-022	$47.82	$0.00	$0.00
051-210-026	$31.88	$0.00	$0.00
051-210-027	$15.94	$0.00	$0.00
051-220-003	$31.88	$0.00	$0.00
051-220-004	$31.88	$0.00	$0.00
051-220-008	$31.88	$0.00	$0.00
051-220-009	$31.88	$0.00	$0.00
051-220-010	$31.88	$0.00	$0.00
051-220-011	$31.88	$0.00	$0.00
051-220-012	$31.88	$0.00	$0.00
051-220-014	$31.88	$0.00	$0.00
051-220-015	$31.88	$0.00	$0.00
051-220-016	$31.88	$0.00	$0.00
051-220-017	$31.88	$0.00	$0.00
051-220-018	$31.88	$0.00	$0.00
051-220-029	$31.88	$0.00	$0.00
051-220-030	$31.88	$0.00	$0.00
051-220-031	$31.88	$0.00	$0.00
051-220-032	$31.88	$0.00	$0.00
051-220-034	$31.88	$0.00	$0.00
051-220-035	$31.88	$0.00	$0.00
051-220-036	$31.88	$0.00	$0.00
051-220-037	$31.88	$0.00	$0.00
051-220-039	$31.88	$74.70	$0.00
051-220-045	$31.88	$0.00	$0.00
051-220-046	$31.88	$0.00	$0.00
051-220-048	$31.88	$0.00	$0.00
051-220-049	$31.88	$0.00	$0.00
051-220-050	$31.88	$0.00	$0.00
051-220-051	$15.94	$0.00	$0.00
051-220-053	$35.66	$74.70	$0.00
051-220-055	$31.88	$0.00	$0.00
052-051-015	$47.82	$0.00	$0.00
052-051-023	$31.88	$0.00	$0.00
052-071-001	$31.88	$0.00	$0.00
052-071-002	$31.88	$0.00	$0.00
052-071-003	$31.88	$0.00	$0.00
052-071-004	$31.88	$0.00	$0.00
052-071-005	$31.88	$0.00	$0.00
052-072-001	$31.88	$0.00	$0.00
052-072-002	$31.88	$0.00	$0.00
052-072-003	$31.88	$0.00	$0.00
052-072-004	$31.88	$0.00	$0.00
052-073-001	$31.88	$0.00	$0.00
052-073-002	$31.88	$0.00	$0.00
052-073-003	$31.88	$0.00	$0.00
052-073-004	$31.88	$0.00	$0.00
052-073-005	$31.88	$0.00	$0.00
052-073-006	$31.88	$0.00	$0.00
052-073-007	$31.88	$0.00	$0.00
052-081-001	$31.88	$0.00	$0.00
052-081-002	$31.88	$0.00	$0.00
052-081-003	$31.88	$0.00	$0.00
052-081-004	$31.88	$0.00	$0.00
052-081-005	$31.88	$0.00	$0.00
052-081-006	$31.88	$0.00	$0.00
052-081-007	$31.88	$0.00	$0.00
052-081-008	$31.88	$0.00	$0.00
052-081-009	$31.88	$0.00	$0.00
052-081-010	$31.88	$0.00	$0.00
052-082-001	$31.88	$0.00	$0.00
052-082-002	$31.88	$0.00	$0.00
052-082-003	$31.88	$0.00	$0.00
052-082-004	$31.88	$0.00	$0.00
052-082-005	$31.88	$0.00	$0.00
052-082-006	$31.88	$0.00	$0.00
052-082-007	$31.88	$0.00	$0.00
052-091-001	$31.88	$0.00	$0.00
052-091-002	$31.88	$0.00	$0.00
052-091-003	$31.88	$0.00	$0.00
052-091-004	$31.88	$0.00	$0.00
052-091-005	$31.88	$0.00	$0.00
052-092-001	$31.88	$0.00	$0.00
052-092-002	$31.88	$0.00	$0.00
052-092-003	$31.88	$0.00	$0.00
052-092-004	$31.88	$0.00	$0.00
052-191-001	$15.94	$0.00	$0.00
052-191-002	$31.88	$0.00	$0.00
052-191-003	$31.88	$0.00	$0.00
052-191-004	$31.88	$0.00	$0.00
052-191-005	$31.88	$0.00	$0.00
052-191-006	$31.88	$0.00	$0.00
052-191-007	$31.88	$0.00	$0.00
052-191-008	$31.88	$0.00	$0.00
052-191-009	$31.88	$0.00	$0.00
052-191-010	$31.88	$0.00	$0.00
052-191-011	$31.88	$0.00	$0.00
052-191-012	$31.88	$0.00	$0.00
052-192-005	$31.88	$0.00	$0.00
052-192-007	$31.88	$0.00	$0.00
052-192-010	$31.88	$0.00	$0.00

CITY OF OAKLEY
STREET LIGHTING AND LANDSCAPE ASESSMENT DISTRICT
ZONES 1, 2,
FINAL ASSESSMENT ROLL
FISCAL YEAR 2025-26

Assessor's Parcel Number	Park Amount	Street Light Amount	Landscape Amount
052-192-012	$31.88	$0.00	$0.00
052-192-013	$31.88	$0.00	$0.00
052-192-014	$31.88	$0.00	$0.00
052-192-015	$31.88	$0.00	$0.00
052-400-001	$31.88	$0.00	$0.00
052-400-002	$31.88	$0.00	$0.00
052-400-003	$31.88	$0.00	$0.00
052-400-004	$31.88	$0.00	$0.00
053-060-025	$31.88	$0.00	$0.00
053-071-020	$47.82	$0.00	$0.00
053-071-028	$95.64	$0.00	$0.00
053-071-040	$1,133.16	$374.64	$0.00
053-071-041	$377.72	$74.92	$0.00
053-071-042	$377.72	$374.64	$0.00
053-071-043	$18.16	$0.00	$0.00
053-071-046	$47.82	$0.00	$0.00
053-071-047	$15.94	$0.00	$0.00
053-071-048	$95.64	$0.00	$0.00
053-071-052	$95.64	$0.00	$0.00
	Sub-Total		**$278,677.18**

CITY OF OAKLEY
STREET LIGHTING AND LANDSCAPE ASESSMENT DISTRICT
ZONES 1, 2, 3-01
FINAL ASSESSMENT ROLL
FISCAL YEAR 2025-26

Sorted by Zone & Assessor's Parcel Number

Assessor's Parcel Number	Park Amount	Street Light Amount	Landscape Amount
037-170-017	$95.64	$0.00	$0.00
037-231-001	$31.88	$14.94	$57.86
037-231-002	$31.88	$14.94	$57.86
037-231-003	$31.88	$14.94	$57.86
037-231-004	$31.88	$14.94	$57.86
037-231-005	$31.88	$14.94	$57.86
037-231-006	$31.88	$14.94	$57.86
037-231-007	$31.88	$14.94	$57.86
037-231-008	$31.88	$14.94	$57.86
037-231-009	$31.88	$14.94	$57.86
037-231-010	$31.88	$14.94	$57.86
037-231-011	$31.88	$14.94	$57.86
037-231-012	$31.88	$14.94	$57.86
037-231-013	$31.88	$14.94	$57.86
037-231-014	$31.88	$14.94	$57.86
037-231-015	$31.88	$14.94	$57.86
037-231-016	$31.88	$14.94	$57.86
037-231-017	$31.88	$14.94	$57.86
037-231-018	$31.88	$14.94	$57.86
037-231-019	$31.88	$14.94	$57.86
037-231-020	$31.88	$14.94	$57.86
037-231-021	$31.88	$14.94	$57.86
037-231-022	$31.88	$14.94	$57.86
037-231-023	$31.88	$14.94	$57.86
037-231-024	$31.88	$14.94	$57.86
037-231-025	$31.88	$14.94	$57.86
037-231-026	$31.88	$14.94	$57.86
037-231-027	$31.88	$14.94	$57.86
037-232-001	$31.88	$14.94	$57.86
037-232-002	$31.88	$14.94	$57.86
037-232-003	$31.88	$14.94	$57.86
037-232-004	$31.88	$14.94	$57.86
037-232-005	$31.88	$14.94	$57.86
037-232-006	$31.88	$14.94	$57.86
037-232-007	$31.88	$14.94	$57.86
037-232-008	$31.88	$14.94	$57.86
037-232-009	$31.88	$14.94	$57.86
037-232-010	$31.88	$14.94	$57.86
037-232-011	$31.88	$14.94	$57.86
037-232-012	$31.88	$14.94	$57.86
037-232-013	$31.88	$14.94	$57.86
037-232-014	$31.88	$14.94	$57.86
037-232-015	$31.88	$14.94	$57.86
037-232-016	$31.88	$14.94	$57.86
037-232-017	$31.88	$14.94	$57.86
037-232-018	$31.88	$14.94	$57.86
037-232-019	$31.88	$14.94	$57.86
037-232-020	$31.88	$14.94	$57.86
037-232-021	$31.88	$14.94	$57.86
037-232-022	$31.88	$14.94	$57.86
037-232-023	$31.88	$14.94	$57.86
037-233-001	$31.88	$14.94	$57.86
037-233-002	$31.88	$14.94	$57.86
037-234-001	$31.88	$14.94	$57.86
037-234-002	$31.88	$14.94	$57.86
037-234-003	$31.88	$14.94	$57.86
037-234-004	$31.88	$14.94	$57.86
037-234-005	$31.88	$14.94	$57.86
037-234-006	$31.88	$14.94	$57.86
037-234-007	$31.88	$14.94	$57.86
037-234-008	$31.88	$14.94	$57.86
037-234-009	$31.88	$14.94	$57.86
037-234-010	$31.88	$14.94	$57.86
037-234-011	$31.88	$14.94	$57.86
037-234-012	$31.88	$14.94	$57.86
037-234-013	$31.88	$14.94	$57.86
037-234-014	$31.88	$14.94	$57.86
037-234-015	$31.88	$14.94	$57.86
037-234-016	$31.88	$14.94	$57.86
037-234-017	$31.88	$14.94	$57.86
037-234-018	$31.88	$14.94	$57.86
037-234-019	$31.88	$14.94	$57.86
037-234-020	$31.88	$14.94	$57.86
037-234-021	$31.88	$14.94	$57.86
037-234-022	$31.88	$14.94	$57.86
037-234-023	$31.88	$14.94	$57.86
037-234-024	$31.88	$14.94	$57.86
037-234-025	$31.88	$14.94	$57.86
037-234-026	$31.88	$14.94	$57.86
037-234-027	$31.88	$14.94	$57.86
037-234-028	$31.88	$14.94	$57.86
037-234-029	$31.88	$14.94	$57.86
037-234-030	$31.88	$14.94	$57.86
037-234-031	$31.88	$14.94	$57.86
037-234-032	$31.88	$14.94	$57.86
037-234-033	$31.88	$14.94	$57.86
037-234-034	$31.88	$14.94	$57.86
037-234-035	$31.88	$14.94	$57.86
037-235-001	$31.88	$14.94	$57.86
037-235-002	$31.88	$14.94	$57.86
037-235-003	$31.88	$14.94	$57.86
037-235-004	$31.88	$14.94	$57.86
037-235-005	$31.88	$14.94	$57.86
037-235-006	$31.88	$14.94	$57.86
037-235-007	$31.88	$14.94	$57.86
037-235-008	$31.88	$14.94	$57.86
037-235-009	$31.88	$14.94	$57.86
037-235-010	$31.88	$14.94	$57.86
037-235-011	$31.88	$14.94	$57.86
037-235-012	$31.88	$14.94	$57.86
037-235-013	$31.88	$14.94	$57.86
037-235-014	$31.88	$14.94	$57.86
037-241-001	$31.88	$14.94	$57.86
037-241-002	$31.88	$14.94	$57.86
037-241-003	$31.88	$14.94	$57.86
037-241-004	$31.88	$14.94	$57.86
037-241-005	$31.88	$14.94	$57.86
037-241-006	$31.88	$14.94	$57.86
037-241-007	$31.88	$14.94	$57.86
037-241-008	$31.88	$14.94	$57.86
037-241-009	$31.88	$14.94	$57.86
037-241-010	$31.88	$14.94	$57.86
037-241-011	$31.88	$14.94	$57.86
037-242-001	$31.88	$14.94	$57.86
037-242-002	$31.88	$14.94	$57.86
037-242-003	$31.88	$14.94	$57.86
037-242-004	$31.88	$14.94	$57.86
037-242-005	$31.88	$14.94	$57.86
037-242-006	$31.88	$14.94	$57.86
037-242-007	$31.88	$14.94	$57.86
037-242-008	$31.88	$14.94	$57.86
037-242-009	$31.88	$14.94	$57.86
037-242-010	$31.88	$14.94	$57.86
037-242-011	$31.88	$14.94	$57.86
037-242-012	$31.88	$14.94	$57.86
037-242-013	$31.88	$14.94	$57.86
037-242-014	$31.88	$14.94	$57.86
037-243-001	$31.88	$14.94	$57.86
037-243-002	$31.88	$14.94	$57.86
037-243-003	$31.88	$14.94	$57.86
037-243-004	$31.88	$14.94	$57.86
037-243-005	$31.88	$14.94	$57.86
037-243-006	$31.88	$14.94	$57.86
037-243-007	$31.88	$14.94	$57.86
037-243-008	$31.88	$14.94	$57.86
037-243-009	$31.88	$14.94	$57.86
037-243-010	$31.88	$14.94	$57.86
037-243-011	$31.88	$14.94	$57.86
037-243-012	$31.88	$14.94	$57.86
037-251-001	$31.88	$14.94	$57.86
037-251-002	$31.88	$14.94	$57.86
037-251-003	$31.88	$14.94	$57.86
037-251-004	$31.88	$14.94	$57.86
037-252-001	$31.88	$14.94	$57.86
037-253-001	$31.88	$14.94	$57.86
037-253-002	$31.88	$14.94	$57.86
037-253-003	$31.88	$14.94	$57.86
037-253-004	$31.88	$14.94	$57.86
037-253-005	$31.88	$14.94	$57.86
037-253-006	$31.88	$14.94	$57.86
037-253-007	$31.88	$14.94	$57.86
037-253-008	$31.88	$14.94	$57.86
037-253-009	$31.88	$14.94	$57.86
037-253-010	$31.88	$14.94	$57.86
037-253-011	$31.88	$14.94	$57.86
037-253-012	$31.88	$14.94	$57.86
037-253-013	$31.88	$14.94	$57.86
037-253-014	$31.88	$14.94	$57.86
037-253-015	$31.88	$14.94	$57.86
037-253-016	$31.88	$14.94	$57.86
037-253-017	$31.88	$14.94	$57.86
037-253-018	$31.88	$14.94	$57.86
037-253-019	$31.88	$14.94	$57.86
037-254-001	$31.88	$14.94	$57.86
037-254-002	$31.88	$14.94	$57.86

CITY OF OAKLEY
STREET LIGHTING AND LANDSCAPE ASESSMENT DISTRICT
ZONES 1, 2, 3-01
FINAL ASSESSMENT ROLL
FISCAL YEAR 2025-26

Sorted by Zone & Assessor's Parcel Number

Assessor's Parcel Number	Park Amount	Street Light Amount	Landscape Amount
037-254-003	$31.88	$14.94	$57.86
037-254-004	$31.88	$14.94	$57.86
037-254-005	$31.88	$14.94	$57.86
037-254-006	$31.88	$14.94	$57.86
037-254-007	$31.88	$14.94	$57.86
037-254-008	$31.88	$14.94	$57.86
037-254-009	$31.88	$14.94	$57.86
037-254-010	$31.88	$14.94	$57.86
037-254-011	$31.88	$14.94	$57.86
037-254-012	$31.88	$14.94	$57.86
037-254-013	$31.88	$14.94	$57.86
037-254-014	$31.88	$14.94	$57.86
037-254-015	$31.88	$14.94	$57.86
037-255-001	$31.88	$14.94	$57.86
037-255-002	$31.88	$14.94	$57.86
037-255-003	$31.88	$14.94	$57.86
037-255-004	$31.88	$14.94	$57.86
037-255-005	$31.88	$14.94	$57.86
037-255-006	$31.88	$14.94	$57.86
037-255-007	$31.88	$14.94	$57.86
037-255-008	$31.88	$14.94	$57.86
037-255-009	$31.88	$14.94	$57.86
037-255-010	$31.88	$14.94	$57.86
037-261-001	$31.88	$14.94	$57.86
037-261-002	$31.88	$14.94	$57.86
037-261-003	$31.88	$14.94	$57.86
037-261-004	$31.88	$14.94	$57.86
037-261-005	$31.88	$14.94	$57.86
037-261-006	$31.88	$14.94	$57.86
037-262-001	$31.88	$14.94	$57.86
037-262-002	$31.88	$14.94	$57.86
037-262-003	$31.88	$14.94	$57.86
037-262-004	$31.88	$14.94	$57.86
037-262-005	$31.88	$14.94	$57.86
037-262-006	$31.88	$14.94	$57.86
037-262-007	$31.88	$14.94	$57.86
037-262-008	$31.88	$14.94	$57.86
037-262-009	$31.88	$14.94	$57.86
037-262-010	$31.88	$14.94	$57.86
037-262-011	$31.88	$14.94	$57.86
037-262-012	$31.88	$14.94	$57.86
037-262-013	$31.88	$14.94	$57.86
037-262-014	$31.88	$14.94	$57.86
037-262-015	$31.88	$14.94	$57.86
037-262-016	$31.88	$14.94	$57.86
037-262-017	$31.88	$14.94	$57.86
037-262-018	$31.88	$14.94	$57.86
037-262-019	$31.88	$14.94	$57.86
037-262-020	$31.88	$14.94	$57.86
037-262-021	$31.88	$14.94	$57.86
037-262-022	$31.88	$14.94	$57.86
037-262-023	$31.88	$14.94	$57.86
037-262-024	$31.88	$14.94	$57.86
037-262-025	$31.88	$14.94	$57.86
037-262-026	$31.88	$14.94	$57.86
037-262-027	$31.88	$14.94	$57.86
037-262-028	$31.88	$14.94	$57.86
037-262-029	$31.88	$14.94	$57.86
037-262-030	$31.88	$14.94	$57.86
037-263-001	$31.88	$14.94	$57.86
037-263-002	$31.88	$14.94	$57.86
037-263-003	$31.88	$14.94	$57.86
037-263-004	$31.88	$14.94	$57.86
037-263-005	$31.88	$14.94	$57.86
037-263-006	$31.88	$14.94	$57.86
037-263-007	$31.88	$14.94	$57.86
037-263-008	$31.88	$14.94	$57.86
037-263-009	$31.88	$14.94	$57.86
037-263-010	$31.88	$14.94	$57.86
037-263-011	$31.88	$14.94	$57.86
037-263-012	$31.88	$14.94	$57.86
037-263-013	$31.88	$14.94	$57.86
037-263-014	$31.88	$14.94	$57.86
037-264-001	$31.88	$14.94	$57.86
037-264-002	$31.88	$14.94	$57.86
037-264-003	$31.88	$14.94	$57.86
037-264-004	$31.88	$14.94	$57.86
037-264-005	$31.88	$14.94	$57.86
037-264-006	$31.88	$14.94	$57.86
037-264-007	$31.88	$14.94	$57.86
037-264-008	$31.88	$14.94	$57.86
037-264-009	$31.88	$14.94	$57.86
037-264-010	$31.88	$14.94	$57.86
037-264-011	$31.88	$14.94	$57.86
037-264-012	$31.88	$14.94	$57.86
037-270-001	$31.88	$14.94	$57.86
037-270-002	$31.88	$14.94	$57.86
037-270-003	$31.88	$14.94	$57.86
037-270-004	$31.88	$14.94	$57.86
037-270-005	$31.88	$14.94	$57.86
037-270-006	$31.88	$14.94	$57.86
037-270-007	$31.88	$14.94	$57.86
037-270-008	$31.88	$14.94	$57.86
037-270-009	$31.88	$14.94	$57.86
037-270-010	$31.88	$14.94	$57.86
037-270-011	$31.88	$14.94	$57.86
037-270-012	$31.88	$14.94	$57.86
037-270-013	$31.88	$14.94	$57.86
037-270-014	$31.88	$14.94	$57.86
037-270-015	$31.88	$14.94	$57.86
037-270-016	$31.88	$14.94	$57.86
037-270-017	$31.88	$14.94	$57.86
037-270-018	$31.88	$14.94	$57.86
037-270-019	$31.88	$14.94	$57.86
037-270-020	$31.88	$14.94	$57.86
037-270-021	$31.88	$14.94	$57.86
037-270-022	$31.88	$14.94	$57.86
037-270-023	$31.88	$14.94	$57.86
037-270-024	$31.88	$14.94	$57.86
037-270-025	$31.88	$14.94	$57.86
037-270-026	$31.88	$14.94	$57.86
037-270-027	$31.88	$14.94	$57.86
037-270-028	$31.88	$14.94	$57.86
037-270-029	$31.88	$14.94	$57.86
037-270-030	$31.88	$14.94	$57.86
037-270-031	$31.88	$14.94	$57.86
037-270-032	$31.88	$14.94	$57.86
037-270-033	$31.88	$14.94	$57.86
037-270-034	$31.88	$14.94	$57.86
037-270-035	$31.88	$14.94	$57.86
037-270-036	$31.88	$14.94	$57.86
037-270-037	$31.88	$14.94	$57.86
037-270-038	$31.88	$14.94	$57.86
037-270-039	$31.88	$14.94	$57.86
037-270-040	$31.88	$14.94	$57.86
037-270-041	$31.88	$14.94	$57.86
037-270-042	$31.88	$14.94	$57.86
037-270-043	$31.88	$14.94	$57.86
037-270-044	$31.88	$14.94	$57.86
037-270-045	$31.88	$14.94	$57.86
037-270-046	$31.88	$14.94	$57.86
037-270-047	$31.88	$14.94	$57.86
037-270-048	$31.88	$14.94	$57.86
037-270-049	$31.88	$14.94	$57.86
037-270-050	$31.88	$14.94	$57.86
037-270-051	$31.88	$14.94	$57.86
037-270-052	$31.88	$14.94	$57.86
037-270-053	$31.88	$14.94	$57.86
037-270-054	$31.88	$14.94	$57.86
037-270-055	$31.88	$14.94	$57.86
037-270-056	$31.88	$14.94	$57.86
037-270-057	$31.88	$14.94	$57.86
037-270-058	$31.88	$14.94	$57.86
037-270-059	$31.88	$14.94	$57.86
037-270-060	$31.88	$14.94	$57.86
037-270-061	$31.88	$14.94	$57.86
037-270-062	$31.88	$14.94	$57.86
037-270-064	$31.88	$14.94	$57.86
037-270-065	$31.88	$14.94	$57.86
037-270-066	$31.88	$14.94	$57.86
037-270-067	$31.88	$14.94	$57.86
037-270-068	$31.88	$14.94	$57.86
037-270-069	$31.88	$14.94	$57.86
037-270-070	$31.88	$14.94	$57.86
037-270-071	$31.88	$14.94	$57.86
037-270-072	$31.88	$14.94	$57.86
037-270-073	$31.88	$14.94	$57.86
037-270-074	$31.88	$14.94	$57.86
037-270-075	$31.88	$14.94	$57.86
037-270-076	$31.88	$14.94	$57.86
037-270-077	$31.88	$14.94	$57.86
037-270-078	$31.88	$14.94	$57.86
037-270-079	$31.88	$14.94	$57.86
037-270-080	$31.88	$14.94	$57.86
037-270-081	$31.88	$14.94	$57.86

CITY OF OAKLEY
STREET LIGHTING AND LANDSCAPE ASESSMENT DISTRICT
ZONES 1, 2, 3-01
FINAL ASSESSMENT ROLL
FISCAL YEAR 2025-26

Sorted by Zone & Assessor's Parcel Number

Assessor's Parcel Number	Park Amount	Street Light Amount	Landscape Amount
037-270-082	$31.88	$14.94	$57.86
037-270-083	$31.88	$14.94	$57.86
037-270-084	$31.88	$14.94	$57.86
037-270-085	$31.88	$14.94	$57.86
037-270-086	$31.88	$14.94	$57.86
037-270-087	$31.88	$14.94	$57.86
037-270-088	$31.88	$14.94	$57.86
037-270-089	$31.88	$14.94	$57.86
037-270-090	$31.88	$14.94	$57.86
037-270-091	$31.88	$14.94	$57.86
037-270-092	$31.88	$14.94	$57.86
037-270-093	$31.88	$14.94	$57.86
037-270-094	$31.88	$14.94	$57.86
037-270-095	$31.88	$14.94	$57.86
037-270-096	$31.88	$14.94	$57.86
037-270-097	$31.88	$14.94	$57.86
037-270-098	$31.88	$14.94	$57.86
037-270-099	$31.88	$14.94	$57.86
037-270-100	$31.88	$14.94	$57.86
037-270-101	$31.88	$14.94	$57.86
037-270-102	$31.88	$14.94	$57.86
037-270-103	$31.88	$14.94	$57.86
037-270-104	$31.88	$14.94	$57.86
037-270-105	$31.88	$14.94	$57.86
037-270-106	$31.88	$14.94	$57.86
037-270-108	$31.88	$14.94	$57.86
037-270-109	$31.88	$14.94	$57.86
037-270-110	$31.88	$14.94	$57.86
037-270-111	$31.88	$14.94	$57.86
037-270-112	$31.88	$14.94	$57.86
037-270-113	$31.88	$14.94	$57.86
037-270-114	$31.88	$14.94	$57.86
037-270-115	$31.88	$14.94	$57.86
037-280-001	$31.88	$14.94	$57.86
037-280-002	$31.88	$14.94	$57.86
037-280-003	$31.88	$14.94	$57.86
037-280-004	$31.88	$14.94	$57.86
037-280-005	$31.88	$14.94	$57.86
037-280-006	$31.88	$14.94	$57.86
037-280-007	$31.88	$14.94	$57.86
037-280-008	$31.88	$14.94	$57.86
037-280-009	$31.88	$14.94	$57.86
037-280-010	$31.88	$14.94	$57.86
037-280-011	$31.88	$14.94	$57.86
037-280-012	$31.88	$14.94	$57.86
037-280-013	$31.88	$14.94	$57.86
037-280-014	$31.88	$14.94	$57.86
037-280-015	$31.88	$14.94	$57.86
037-280-016	$31.88	$14.94	$57.86
037-280-017	$31.88	$14.94	$57.86
037-280-018	$31.88	$14.94	$57.86
037-280-019	$31.88	$14.94	$57.86
037-280-020	$31.88	$14.94	$57.86
037-280-021	$31.88	$14.94	$57.86
037-280-022	$31.88	$14.94	$57.86
037-280-023	$31.88	$14.94	$57.86
037-280-024	$31.88	$14.94	$57.86
037-280-025	$31.88	$14.94	$57.86
037-280-026	$31.88	$14.94	$57.86
037-280-027	$31.88	$14.94	$57.86
037-280-028	$31.88	$14.94	$57.86
037-280-029	$31.88	$14.94	$57.86
037-280-030	$31.88	$14.94	$57.86
037-280-031	$31.88	$14.94	$57.86
037-280-032	$31.88	$14.94	$57.86
037-280-033	$31.88	$14.94	$57.86
037-280-034	$31.88	$14.94	$57.86
037-280-035	$31.88	$14.94	$57.86
037-280-036	$31.88	$14.94	$57.86
037-280-037	$31.88	$14.94	$57.86
037-280-038	$31.88	$14.94	$57.86
037-280-039	$31.88	$14.94	$57.86
037-280-040	$31.88	$14.94	$57.86
037-280-041	$31.88	$14.94	$57.86
037-280-042	$31.88	$14.94	$57.86
037-280-043	$31.88	$14.94	$57.86
037-280-044	$31.88	$14.94	$57.86
037-280-045	$31.88	$14.94	$57.86
037-280-046	$31.88	$14.94	$57.86
037-280-047	$31.88	$14.94	$57.86
037-280-048	$31.88	$14.94	$57.86
037-280-049	$31.88	$14.94	$57.86
037-280-050	$31.88	$14.94	$57.86
037-280-051	$31.88	$14.94	$57.86
037-280-052	$31.88	$14.94	$57.86
037-280-053	$31.88	$14.94	$57.86
037-280-054	$31.88	$14.94	$57.86
037-280-055	$31.88	$14.94	$57.86
037-280-056	$31.88	$14.94	$57.86
037-280-057	$31.88	$14.94	$57.86
037-280-058	$31.88	$14.94	$57.86
037-280-059	$31.88	$14.94	$57.86
037-280-060	$31.88	$14.94	$57.86
037-280-061	$31.88	$14.94	$57.86
037-280-062	$31.88	$14.94	$57.86
037-280-063	$31.88	$14.94	$57.86
037-280-064	$31.88	$14.94	$57.86
037-280-065	$31.88	$14.94	$57.86
037-280-066	$31.88	$14.94	$57.86
037-280-067	$31.88	$14.94	$57.86
037-280-068	$31.88	$14.94	$57.86
037-280-069	$31.88	$14.94	$57.86
037-280-070	$31.88	$14.94	$57.86
037-280-071	$31.88	$14.94	$57.86
037-280-072	$31.88	$14.94	$57.86
037-280-073	$31.88	$14.94	$57.86
037-280-074	$31.88	$14.94	$57.86
037-280-075	$31.88	$14.94	$57.86
037-280-076	$31.88	$14.94	$57.86
037-280-077	$31.88	$14.94	$57.86
037-280-078	$31.88	$14.94	$57.86
037-280-079	$31.88	$14.94	$57.86
037-280-080	$31.88	$14.94	$57.86
037-280-081	$31.88	$14.94	$57.86
037-280-082	$31.88	$14.94	$57.86
037-280-083	$31.88	$14.94	$57.86
037-280-084	$31.88	$14.94	$57.86
037-280-085	$31.88	$14.94	$57.86
037-280-086	$31.88	$14.94	$57.86
037-280-087	$31.88	$14.94	$57.86
037-280-088	$31.88	$14.94	$57.86
037-280-089	$31.88	$14.94	$57.86
037-280-090	$31.88	$14.94	$57.86
037-280-091	$31.88	$14.94	$57.86
037-280-092	$31.88	$14.94	$57.86
037-280-093	$31.88	$14.94	$57.86
037-280-094	$31.88	$14.94	$57.86
037-280-095	$31.88	$14.94	$57.86
037-280-096	$31.88	$14.94	$57.86
037-291-001	$31.88	$14.94	$57.86
037-291-002	$31.88	$14.94	$57.86
037-291-003	$31.88	$14.94	$57.86
037-291-004	$31.88	$14.94	$57.86
037-291-005	$31.88	$14.94	$57.86
037-291-006	$31.88	$14.94	$57.86
037-291-007	$31.88	$14.94	$57.86
037-291-008	$31.88	$14.94	$57.86
037-291-009	$31.88	$14.94	$57.86
037-291-010	$31.88	$14.94	$57.86
037-291-011	$31.88	$14.94	$57.86
037-291-012	$31.88	$14.94	$57.86
037-291-013	$31.88	$14.94	$57.86
037-291-014	$31.88	$14.94	$57.86
037-291-015	$31.88	$14.94	$57.86
037-291-016	$31.88	$14.94	$57.86
037-291-017	$31.88	$14.94	$57.86
037-291-018	$31.88	$14.94	$57.86
037-291-019	$31.88	$14.94	$57.86
037-291-020	$31.88	$14.94	$57.86
037-291-021	$31.88	$14.94	$57.86
037-291-022	$31.88	$14.94	$57.86
037-291-023	$31.88	$14.94	$57.86
037-291-024	$31.88	$14.94	$57.86
037-291-025	$31.88	$14.94	$57.86
037-291-026	$31.88	$14.94	$57.86
037-291-027	$31.88	$14.94	$57.86
037-291-028	$31.88	$14.94	$57.86
037-291-029	$31.88	$14.94	$57.86
037-291-030	$31.88	$14.94	$57.86
037-292-001	$31.88	$14.94	$57.86
037-292-002	$31.88	$14.94	$57.86
037-292-003	$31.88	$14.94	$57.86
037-292-004	$31.88	$14.94	$57.86
037-292-005	$31.88	$14.94	$57.86
037-292-006	$31.88	$14.94	$57.86

CITY OF OAKLEY
STREET LIGHTING AND LANDSCAPE ASESSMENT DISTRICT
ZONES 1, 2, 3-01
FINAL ASSESSMENT ROLL
FISCAL YEAR 2025-26

Sorted by Zone & Assessor's Parcel Number

Assessor's Parcel Number	Park Amount	Street Light Amount	Landscape Amount
037-292-007	$31.88	$14.94	$57.86
037-292-008	$31.88	$14.94	$57.86
037-292-009	$31.88	$14.94	$57.86
037-292-010	$31.88	$14.94	$57.86
037-292-011	$31.88	$14.94	$57.86
037-292-012	$31.88	$14.94	$57.86
037-292-013	$31.88	$14.94	$57.86
037-292-014	$31.88	$14.94	$57.86
037-292-015	$31.88	$14.94	$57.86
037-292-016	$31.88	$14.94	$57.86
037-292-017	$31.88	$14.94	$57.86
037-292-018	$31.88	$14.94	$57.86
037-292-019	$31.88	$14.94	$57.86
037-292-020	$31.88	$14.94	$57.86
037-293-001	$31.88	$14.94	$57.86
037-293-002	$31.88	$14.94	$57.86
037-293-003	$31.88	$14.94	$57.86
037-293-004	$31.88	$14.94	$57.86
037-293-005	$31.88	$14.94	$57.86
037-293-006	$31.88	$14.94	$57.86
037-293-007	$31.88	$14.94	$57.86
037-293-008	$31.88	$14.94	$57.86
037-301-001	$31.88	$14.94	$57.86
037-301-002	$31.88	$14.94	$57.86
037-301-003	$31.88	$14.94	$57.86
037-301-004	$31.88	$14.94	$57.86
037-301-005	$31.88	$14.94	$57.86
037-301-006	$31.88	$14.94	$57.86
037-301-007	$31.88	$14.94	$57.86
037-301-008	$31.88	$14.94	$57.86
037-301-009	$31.88	$14.94	$57.86
037-302-001	$31.88	$14.94	$57.86
037-302-002	$31.88	$14.94	$57.86
037-302-003	$31.88	$14.94	$57.86
037-302-004	$31.88	$14.94	$57.86
037-302-005	$31.88	$14.94	$57.86
037-302-006	$31.88	$14.94	$57.86
037-302-007	$31.88	$14.94	$57.86
037-302-008	$31.88	$14.94	$57.86
037-302-009	$31.88	$14.94	$57.86
037-302-010	$31.88	$14.94	$57.86
037-302-011	$31.88	$14.94	$57.86
037-302-012	$31.88	$14.94	$57.86
037-302-013	$31.88	$14.94	$57.86
037-302-014	$31.88	$14.94	$57.86
037-302-015	$31.88	$14.94	$57.86
037-302-016	$31.88	$14.94	$57.86
037-302-017	$31.88	$14.94	$57.86
037-302-018	$31.88	$14.94	$57.86
037-302-019	$31.88	$14.94	$57.86
037-302-020	$31.88	$14.94	$57.86
037-302-021	$31.88	$14.94	$57.86
037-302-022	$31.88	$14.94	$57.86
037-302-023	$31.88	$14.94	$57.86
037-302-024	$31.88	$14.94	$57.86
037-302-025	$31.88	$14.94	$57.86
037-302-026	$31.88	$14.94	$57.86
037-302-027	$31.88	$14.94	$57.86
037-302-028	$31.88	$14.94	$57.86
037-302-029	$31.88	$14.94	$57.86
037-302-030	$31.88	$14.94	$57.86
037-302-031	$31.88	$14.94	$57.86
037-302-032	$31.88	$14.94	$57.86
037-302-033	$31.88	$14.94	$57.86
037-302-034	$31.88	$14.94	$57.86
037-302-035	$31.88	$14.94	$57.86
037-302-036	$31.88	$14.94	$57.86
037-302-037	$31.88	$14.94	$57.86
037-302-038	$31.88	$14.94	$57.86
037-302-039	$31.88	$14.94	$57.86
037-302-040	$31.88	$14.94	$57.86
037-302-041	$31.88	$14.94	$57.86
037-302-042	$31.88	$14.94	$57.86
037-302-043	$31.88	$14.94	$57.86
037-302-044	$31.88	$14.94	$57.86
037-302-045	$31.88	$14.94	$57.86
037-302-046	$31.88	$14.94	$57.86
037-302-047	$31.88	$14.94	$57.86
037-302-048	$31.88	$14.94	$57.86
037-303-001	$31.88	$14.94	$57.86
037-303-002	$31.88	$14.94	$57.86
037-303-003	$31.88	$14.94	$57.86
037-303-004	$31.88	$14.94	$57.86
037-303-005	$31.88	$14.94	$57.86
037-303-006	$31.88	$14.94	$57.86
037-303-007	$31.88	$14.94	$57.86
037-303-008	$31.88	$14.94	$57.86
037-303-009	$31.88	$14.94	$57.86
037-303-010	$31.88	$14.94	$57.86
037-303-011	$31.88	$14.94	$57.86
037-303-012	$31.88	$14.94	$57.86
037-303-013	$31.88	$14.94	$57.86
037-303-014	$31.88	$14.94	$57.86
037-303-015	$31.88	$14.94	$57.86
037-303-016	$31.88	$14.94	$57.86
037-303-017	$31.88	$14.94	$57.86
037-303-018	$31.88	$14.94	$57.86
037-303-019	$31.88	$14.94	$57.86
037-303-020	$31.88	$14.94	$57.86
037-311-001	$31.88	$14.94	$57.86
037-311-002	$31.88	$14.94	$57.86
037-311-003	$31.88	$14.94	$57.86
037-311-004	$31.88	$14.94	$57.86
037-311-005	$31.88	$14.94	$57.86
037-311-006	$31.88	$14.94	$57.86
037-311-007	$31.88	$14.94	$57.86
037-311-008	$31.88	$14.94	$57.86
037-311-009	$31.88	$14.94	$57.86
037-311-010	$31.88	$14.94	$57.86
037-311-011	$31.88	$14.94	$57.86
037-311-012	$31.88	$14.94	$57.86
037-311-013	$31.88	$14.94	$57.86
037-311-014	$31.88	$14.94	$57.86
037-311-015	$31.88	$14.94	$57.86
037-311-016	$31.88	$14.94	$57.86
037-311-017	$31.88	$14.94	$57.86
037-311-018	$31.88	$14.94	$57.86
037-311-019	$31.88	$14.94	$57.86
037-311-020	$31.88	$14.94	$57.86
037-311-021	$31.88	$14.94	$57.86
037-311-022	$31.88	$14.94	$57.86
037-311-023	$31.88	$14.94	$57.86
037-311-024	$31.88	$14.94	$57.86
037-311-025	$31.88	$14.94	$57.86
037-311-026	$31.88	$14.94	$57.86
037-311-027	$31.88	$14.94	$57.86
037-311-028	$31.88	$14.94	$57.86
037-311-029	$31.88	$14.94	$57.86
037-311-032	$31.88	$14.94	$57.86
037-311-033	$31.88	$14.94	$57.86
037-311-034	$31.88	$14.94	$57.86
037-311-035	$31.88	$14.94	$57.86
037-311-036	$31.88	$14.94	$57.86
037-311-037	$31.88	$14.94	$57.86
037-311-038	$31.88	$14.94	$57.86
037-311-039	$31.88	$14.94	$57.86
037-311-040	$31.88	$14.94	$57.86
037-311-041	$31.88	$14.94	$57.86
037-311-042	$31.88	$14.94	$57.86
037-312-001	$31.88	$14.94	$57.86
037-312-002	$31.88	$14.94	$57.86
037-312-003	$31.88	$14.94	$57.86
037-312-004	$31.88	$14.94	$57.86
037-312-005	$31.88	$14.94	$57.86
037-312-006	$31.88	$14.94	$57.86
037-312-007	$31.88	$14.94	$57.86
037-312-008	$31.88	$14.94	$57.86
037-312-009	$31.88	$14.94	$57.86
037-312-010	$31.88	$14.94	$57.86
037-312-011	$31.88	$14.94	$57.86
037-312-012	$31.88	$14.94	$57.86
037-312-013	$31.88	$14.94	$57.86
037-312-014	$31.88	$14.94	$57.86
037-312-015	$31.88	$14.94	$57.86
037-312-016	$31.88	$14.94	$57.86
037-312-017	$31.88	$14.94	$57.86
037-312-018	$31.88	$14.94	$57.86
037-312-019	$31.88	$14.94	$57.86
037-312-020	$31.88	$14.94	$57.86
037-312-021	$31.88	$14.94	$57.86
037-312-022	$31.88	$14.94	$57.86
037-312-023	$31.88	$14.94	$57.86
037-312-024	$31.88	$14.94	$57.86
037-312-025	$31.88	$14.94	$57.86
037-312-026	$31.88	$14.94	$57.86

CITY OF OAKLEY
STREET LIGHTING AND LANDSCAPE ASESSMENT DISTRICT
ZONES 1, 2, 3-01
FINAL ASSESSMENT ROLL
FISCAL YEAR 2025-26

Sorted by Zone & Assessor's Parcel Number

Assessor's Parcel Number	Park Amount	Street Light Amount	Landscape Amount
037-312-027	$31.88	$14.94	$57.86
037-312-028	$31.88	$14.94	$57.86
037-312-029	$31.88	$14.94	$57.86
037-312-030	$31.88	$14.94	$57.86
037-313-001	$31.88	$14.94	$57.86
037-313-002	$31.88	$14.94	$57.86
037-313-003	$31.88	$14.94	$57.86
037-313-004	$31.88	$14.94	$57.86
037-313-005	$31.88	$14.94	$57.86
037-313-006	$31.88	$14.94	$57.86
037-313-007	$31.88	$14.94	$57.86
037-321-001	$31.88	$14.94	$57.86
037-321-002	$31.88	$14.94	$57.86
037-321-003	$31.88	$14.94	$57.86
037-321-004	$31.88	$14.94	$57.86
037-321-005	$31.88	$14.94	$57.86
037-321-006	$31.88	$14.94	$57.86
037-321-007	$31.88	$14.94	$57.86
037-321-008	$31.88	$14.94	$57.86
037-321-009	$31.88	$14.94	$57.86
037-321-010	$31.88	$14.94	$57.86
037-321-011	$31.88	$14.94	$57.86
037-321-012	$31.88	$14.94	$57.86
037-321-013	$31.88	$14.94	$57.86
037-321-014	$31.88	$14.94	$57.86
037-321-015	$31.88	$14.94	$57.86
037-321-016	$31.88	$14.94	$57.86
037-321-017	$31.88	$14.94	$57.86
037-321-018	$31.88	$14.94	$57.86
037-321-019	$31.88	$14.94	$57.86
037-321-020	$31.88	$14.94	$57.86
037-321-021	$31.88	$14.94	$57.86
037-321-022	$31.88	$14.94	$57.86
037-321-023	$31.88	$14.94	$57.86
037-321-024	$31.88	$14.94	$57.86
037-321-025	$31.88	$14.94	$57.86
037-321-026	$31.88	$14.94	$57.86
037-321-027	$31.88	$14.94	$57.86
037-321-028	$31.88	$14.94	$57.86
037-321-029	$31.88	$14.94	$57.86
037-321-030	$31.88	$14.94	$57.86
037-321-031	$31.88	$14.94	$57.86
037-321-032	$31.88	$14.94	$57.86
037-321-033	$31.88	$14.94	$57.86
037-321-034	$31.88	$14.94	$57.86
037-321-035	$31.88	$14.94	$57.86
037-321-036	$31.88	$14.94	$57.86
037-321-037	$31.88	$14.94	$57.86
037-321-038	$31.88	$14.94	$57.86
037-321-039	$31.88	$14.94	$57.86
037-321-040	$31.88	$14.94	$57.86
037-321-041	$31.88	$14.94	$57.86
037-321-042	$31.88	$14.94	$57.86
037-322-001	$31.88	$14.94	$57.86
037-322-002	$31.88	$14.94	$57.86
037-322-003	$31.88	$14.94	$57.86
037-322-004	$31.88	$14.94	$57.86
037-322-005	$31.88	$14.94	$57.86
037-322-006	$31.88	$14.94	$57.86
037-322-007	$31.88	$14.94	$57.86
037-322-008	$31.88	$14.94	$57.86
037-322-009	$31.88	$14.94	$57.86
037-322-010	$31.88	$14.94	$57.86
037-322-011	$31.88	$14.94	$57.86
037-322-012	$31.88	$14.94	$57.86
037-322-013	$31.88	$14.94	$57.86
037-322-014	$31.88	$14.94	$57.86
037-322-015	$31.88	$14.94	$57.86
037-322-016	$31.88	$14.94	$57.86
037-322-017	$31.88	$14.94	$57.86
037-322-018	$31.88	$14.94	$57.86
037-322-019	$31.88	$14.94	$57.86
037-322-020	$31.88	$14.94	$57.86
037-322-021	$31.88	$14.94	$57.86
037-322-022	$31.88	$14.94	$57.86
037-322-023	$31.88	$14.94	$57.86
037-322-024	$31.88	$14.94	$57.86
037-322-025	$31.88	$14.94	$57.86
037-322-026	$31.88	$14.94	$57.86
037-322-027	$31.88	$14.94	$57.86
037-322-028	$31.88	$14.94	$57.86
037-322-029	$31.88	$14.94	$57.86
037-322-030	$31.88	$14.94	$57.86
037-322-031	$31.88	$14.94	$57.86
037-322-032	$31.88	$14.94	$57.86
037-322-033	$31.88	$14.94	$57.86
037-322-034	$31.88	$14.94	$57.86
037-331-001	$31.88	$14.94	$57.86
037-331-002	$31.88	$14.94	$57.86
037-331-003	$31.88	$14.94	$57.86
037-331-004	$31.88	$14.94	$57.86
037-331-005	$31.88	$14.94	$57.86
037-331-006	$31.88	$14.94	$57.86
037-331-007	$31.88	$14.94	$57.86
037-331-008	$31.88	$14.94	$57.86
037-331-009	$31.88	$14.94	$57.86
037-331-010	$31.88	$14.94	$57.86
037-331-011	$31.88	$14.94	$57.86
037-331-012	$31.88	$14.94	$57.86
037-331-013	$31.88	$14.94	$57.86
037-331-014	$31.88	$14.94	$57.86
037-331-015	$31.88	$14.94	$57.86
037-331-016	$31.88	$14.94	$57.86
037-331-017	$31.88	$14.94	$57.86
037-331-018	$31.88	$14.94	$57.86
037-331-019	$31.88	$14.94	$57.86
037-331-020	$31.88	$14.94	$57.86
037-331-021	$31.88	$14.94	$57.86
037-331-022	$31.88	$14.94	$57.86
037-331-023	$31.88	$14.94	$57.86
037-331-024	$31.88	$14.94	$57.86
037-331-025	$31.88	$14.94	$57.86
037-331-026	$31.88	$14.94	$57.86
037-331-027	$31.88	$14.94	$57.86
037-331-028	$31.88	$14.94	$57.86
037-331-029	$31.88	$14.94	$57.86
037-331-030	$31.88	$14.94	$57.86
037-331-031	$31.88	$14.94	$57.86
037-331-032	$31.88	$14.94	$57.86
037-331-033	$31.88	$14.94	$57.86
037-331-034	$31.88	$14.94	$57.86
037-331-035	$31.88	$14.94	$57.86
037-331-036	$31.88	$14.94	$57.86
037-331-037	$31.88	$14.94	$57.86
037-331-038	$31.88	$14.94	$57.86
037-331-039	$31.88	$14.94	$57.86
037-331-040	$31.88	$14.94	$57.86
037-331-041	$31.88	$14.94	$57.86
037-331-042	$31.88	$14.94	$57.86
037-331-043	$31.88	$14.94	$57.86
037-331-044	$31.88	$14.94	$57.86
037-331-045	$31.88	$14.94	$57.86
037-331-046	$31.88	$14.94	$57.86
037-331-047	$31.88	$14.94	$57.86
037-331-048	$31.88	$14.94	$57.86
037-331-049	$31.88	$14.94	$57.86
037-331-050	$31.88	$14.94	$57.86
037-331-051	$31.88	$14.94	$57.86
037-332-001	$31.88	$14.94	$57.86
037-332-002	$31.88	$14.94	$57.86
037-332-003	$31.88	$14.94	$57.86
037-332-004	$31.88	$14.94	$57.86
037-332-005	$31.88	$14.94	$57.86
037-332-006	$31.88	$14.94	$57.86
037-332-007	$31.88	$14.94	$57.86
037-332-008	$31.88	$14.94	$57.86
037-332-009	$31.88	$14.94	$57.86
037-332-010	$31.88	$14.94	$57.86
037-332-011	$31.88	$14.94	$57.86
037-332-012	$31.88	$14.94	$57.86
037-332-013	$31.88	$14.94	$57.86
037-332-014	$31.88	$14.94	$57.86
037-332-015	$31.88	$14.94	$57.86
037-332-016	$31.88	$14.94	$57.86
037-333-001	$31.88	$14.94	$57.86
037-333-002	$31.88	$14.94	$57.86
037-333-003	$31.88	$14.94	$57.86
037-333-004	$31.88	$14.94	$57.86
037-333-005	$31.88	$14.94	$57.86
037-333-006	$31.88	$14.94	$57.86
037-333-007	$31.88	$14.94	$57.86
037-333-008	$31.88	$14.94	$57.86
037-333-009	$31.88	$14.94	$57.86
037-333-010	$31.88	$14.94	$57.86
037-333-011	$31.88	$14.94	$57.86

CITY OF OAKLEY
STREET LIGHTING AND LANDSCAPE ASESSMENT DISTRICT
ZONES 1, 2, 3-01
FINAL ASSESSMENT ROLL
FISCAL YEAR 2025-26

Sorted by Zone & Assessor's Parcel Number

Assessor's Parcel Number	Park Amount	Street Light Amount	Landscape Amount
037-333-012	$31.88	$14.94	$57.86
037-333-013	$31.88	$14.94	$57.86
037-333-014	$31.88	$14.94	$57.86
037-333-015	$31.88	$14.94	$57.86
037-333-016	$31.88	$14.94	$57.86
037-333-017	$31.88	$14.94	$57.86
037-333-018	$31.88	$14.94	$57.86
037-333-019	$31.88	$14.94	$57.86
037-333-020	$31.88	$14.94	$57.86
037-333-021	$31.88	$14.94	$57.86
037-333-022	$31.88	$14.94	$57.86
037-333-023	$31.88	$14.94	$57.86
037-333-024	$31.88	$14.94	$57.86
037-333-025	$31.88	$14.94	$57.86
037-333-026	$31.88	$14.94	$57.86
037-333-027	$31.88	$14.94	$57.86
037-333-028	$31.88	$14.94	$57.86
037-333-029	$31.88	$14.94	$57.86
037-333-030	$31.88	$14.94	$57.86
037-333-031	$31.88	$14.94	$57.86
037-333-032	$31.88	$14.94	$57.86
037-333-033	$31.88	$14.94	$57.86
037-341-001	$31.88	$14.94	$57.86
037-341-002	$31.88	$14.94	$57.86
037-341-003	$31.88	$14.94	$57.86
037-341-004	$31.88	$14.94	$57.86
037-341-005	$31.88	$14.94	$57.86
037-341-006	$31.88	$14.94	$57.86
037-341-007	$31.88	$14.94	$57.86
037-341-008	$31.88	$14.94	$57.86
037-341-009	$31.88	$14.94	$57.86
037-341-010	$31.88	$14.94	$57.86
037-341-011	$31.88	$14.94	$57.86
037-342-001	$31.88	$14.94	$57.86
037-342-002	$31.88	$14.94	$57.86
037-342-005	$31.88	$14.94	$57.86
037-342-006	$31.88	$14.94	$57.86
037-342-007	$31.88	$14.94	$57.86
037-342-008	$31.88	$14.94	$57.86
037-342-009	$31.88	$14.94	$57.86
037-342-010	$31.88	$14.94	$57.86
037-342-011	$31.88	$14.94	$57.86
037-342-012	$31.88	$14.94	$57.86
037-342-013	$31.88	$14.94	$57.86
037-342-014	$31.88	$14.94	$57.86
037-342-015	$31.88	$14.94	$57.86
037-342-016	$31.88	$14.94	$57.86
037-342-017	$31.88	$14.94	$57.86
037-342-018	$31.88	$14.94	$57.86
037-342-019	$31.88	$14.94	$57.86
037-342-020	$31.88	$14.94	$57.86
037-342-021	$31.88	$14.94	$57.86
037-342-022	$31.88	$14.94	$57.86
037-342-023	$31.88	$14.94	$57.86
037-342-024	$31.88	$14.94	$57.86
037-342-025	$31.88	$14.94	$57.86
037-342-026	$31.88	$14.94	$57.86
037-342-027	$31.88	$14.94	$57.86
037-342-028	$31.88	$14.94	$57.86
037-343-005	$31.88	$14.94	$57.86
037-343-006	$31.88	$14.94	$57.86
037-343-007	$31.88	$14.94	$57.86
037-343-008	$31.88	$14.94	$57.86
037-343-009	$31.88	$14.94	$57.86
037-343-010	$31.88	$14.94	$57.86
037-343-011	$31.88	$14.94	$57.86
037-343-012	$31.88	$14.94	$57.86
037-343-013	$31.88	$14.94	$57.86
037-343-014	$31.88	$14.94	$57.86
037-343-015	$31.88	$14.94	$57.86
037-343-016	$31.88	$14.94	$57.86
037-343-017	$31.88	$14.94	$57.86
037-343-018	$31.88	$14.94	$57.86
037-343-019	$31.88	$14.94	$57.86
037-343-020	$31.88	$14.94	$57.86
037-343-021	$31.88	$14.94	$57.86
037-343-022	$31.88	$14.94	$57.86
037-344-003	$31.88	$14.94	$57.86
037-344-004	$31.88	$14.94	$57.86
037-344-005	$31.88	$14.94	$57.86
037-344-006	$31.88	$14.94	$57.86
037-344-007	$31.88	$14.94	$57.86
037-344-008	$31.88	$14.94	$57.86
037-344-009	$31.88	$14.94	$57.86
037-351-001	$31.88	$14.94	$57.86
037-351-002	$31.88	$14.94	$57.86
037-351-003	$31.88	$14.94	$57.86
037-351-004	$31.88	$14.94	$57.86
037-351-005	$31.88	$14.94	$57.86
037-351-006	$31.88	$14.94	$57.86
037-351-007	$31.88	$14.94	$57.86
037-351-008	$31.88	$14.94	$57.86
037-351-009	$31.88	$14.94	$57.86
037-351-010	$31.88	$14.94	$57.86
037-351-011	$31.88	$14.94	$57.86
037-351-012	$31.88	$14.94	$57.86
037-351-013	$31.88	$14.94	$57.86
037-352-001	$31.88	$14.94	$57.86
037-352-002	$31.88	$14.94	$57.86
037-352-003	$31.88	$14.94	$57.86
037-352-004	$31.88	$14.94	$57.86
037-352-005	$31.88	$14.94	$57.86
037-352-006	$31.88	$14.94	$57.86
037-352-007	$31.88	$14.94	$57.86
037-352-008	$31.88	$14.94	$57.86
037-352-009	$31.88	$14.94	$57.86
037-352-010	$31.88	$14.94	$57.86
037-352-011	$31.88	$14.94	$57.86
037-352-012	$31.88	$14.94	$57.86
037-352-013	$31.88	$14.94	$57.86
037-352-014	$31.88	$14.94	$57.86
037-352-015	$31.88	$14.94	$57.86
037-352-016	$31.88	$14.94	$57.86
037-352-017	$31.88	$14.94	$57.86
037-352-018	$31.88	$14.94	$57.86
037-352-019	$31.88	$14.94	$57.86
037-352-020	$31.88	$14.94	$57.86
037-352-021	$31.88	$14.94	$57.86
037-352-022	$31.88	$14.94	$57.86
037-353-001	$31.88	$14.94	$57.86
037-353-002	$31.88	$14.94	$57.86
037-353-003	$31.88	$14.94	$57.86
037-353-004	$31.88	$14.94	$57.86
037-353-005	$31.88	$14.94	$57.86
037-353-006	$31.88	$14.94	$57.86
037-353-007	$31.88	$14.94	$57.86
037-353-008	$31.88	$14.94	$57.86
037-353-009	$31.88	$14.94	$57.86
037-353-010	$31.88	$14.94	$57.86
037-353-011	$31.88	$14.94	$57.86
037-353-012	$31.88	$14.94	$57.86
037-353-013	$31.88	$14.94	$57.86
037-353-014	$31.88	$14.94	$57.86
037-353-015	$31.88	$14.94	$57.86
037-353-016	$31.88	$14.94	$57.86
037-353-017	$31.88	$14.94	$57.86
037-353-018	$31.88	$14.94	$57.86
037-353-019	$31.88	$14.94	$57.86
037-354-001	$31.88	$14.94	$57.86
037-354-002	$31.88	$14.94	$57.86
037-354-003	$31.88	$14.94	$57.86
037-354-004	$31.88	$14.94	$57.86
037-354-005	$31.88	$14.94	$57.86
037-354-006	$31.88	$14.94	$57.86
037-354-007	$31.88	$14.94	$57.86
037-354-008	$31.88	$14.94	$57.86
037-354-009	$31.88	$14.94	$57.86
037-354-010	$31.88	$14.94	$57.86
037-354-011	$31.88	$14.94	$57.86
037-354-012	$31.88	$14.94	$57.86
037-354-013	$31.88	$14.94	$57.86
037-354-014	$31.88	$14.94	$57.86
037-354-015	$31.88	$14.94	$57.86
037-354-016	$31.88	$14.94	$57.86
037-354-017	$31.88	$14.94	$57.86
037-361-001	$31.88	$14.94	$57.86
037-361-002	$31.88	$14.94	$57.86
037-361-003	$31.88	$14.94	$57.86
037-361-004	$31.88	$14.94	$57.86
037-361-005	$31.88	$14.94	$57.86
037-361-006	$31.88	$14.94	$57.86
037-361-007	$31.88	$14.94	$57.86
037-361-008	$31.88	$14.94	$57.86
037-361-009	$31.88	$14.94	$57.86
037-361-010	$31.88	$14.94	$57.86

CITY OF OAKLEY
STREET LIGHTING AND LANDSCAPE ASESSMENT DISTRICT
ZONES 1, 2, 3-01
FINAL ASSESSMENT ROLL
FISCAL YEAR 2025-26

Sorted by Zone & Assessor's Parcel Number

Assessor's Parcel Number	Park Amount	Street Light Amount	Landscape Amount
037-361-011	$31.88	$14.94	$57.86
037-361-012	$31.88	$14.94	$57.86
037-361-013	$31.88	$14.94	$57.86
037-362-001	$31.88	$14.94	$57.86
037-362-002	$31.88	$14.94	$57.86
037-362-003	$31.88	$14.94	$57.86
037-362-004	$31.88	$14.94	$57.86
037-362-005	$31.88	$14.94	$57.86
037-362-006	$31.88	$14.94	$57.86
037-362-007	$31.88	$14.94	$57.86
037-363-001	$31.88	$14.94	$57.86
037-363-002	$31.88	$14.94	$57.86
037-363-003	$31.88	$14.94	$57.86
037-363-004	$31.88	$14.94	$57.86
037-363-005	$31.88	$14.94	$57.86
037-363-006	$31.88	$14.94	$57.86
037-363-007	$31.88	$14.94	$57.86
037-363-008	$31.88	$14.94	$57.86
037-363-009	$31.88	$14.94	$57.86
037-363-010	$31.88	$14.94	$57.86
037-364-001	$31.88	$14.94	$57.86
037-364-002	$31.88	$14.94	$57.86
037-364-003	$31.88	$14.94	$57.86
037-364-004	$31.88	$14.94	$57.86
037-364-005	$31.88	$14.94	$57.86
037-364-006	$31.88	$14.94	$57.86
037-364-007	$31.88	$14.94	$57.86
037-364-008	$31.88	$14.94	$57.86
037-364-009	$31.88	$14.94	$57.86
037-364-010	$31.88	$14.94	$57.86
037-364-011	$31.88	$14.94	$57.86
037-364-012	$31.88	$14.94	$57.86
037-371-001	$31.88	$14.94	$57.86
037-371-002	$31.88	$14.94	$57.86
037-371-003	$31.88	$14.94	$57.86
037-371-004	$31.88	$14.94	$57.86
037-371-005	$31.88	$14.94	$57.86
037-372-001	$31.88	$14.94	$57.86
037-372-002	$31.88	$14.94	$57.86
037-372-003	$31.88	$14.94	$57.86
037-372-004	$31.88	$14.94	$57.86
037-372-005	$31.88	$14.94	$57.86
037-372-006	$31.88	$14.94	$57.86
037-372-007	$31.88	$14.94	$57.86
037-372-008	$31.88	$14.94	$57.86
037-372-009	$31.88	$14.94	$57.86
037-372-010	$31.88	$14.94	$57.86
037-381-001	$31.88	$14.94	$57.86
037-381-002	$31.88	$14.94	$57.86
037-381-003	$31.88	$14.94	$57.86
037-381-004	$31.88	$14.94	$57.86
037-381-005	$31.88	$14.94	$57.86
037-381-006	$31.88	$14.94	$57.86
037-381-007	$31.88	$14.94	$57.86
037-381-008	$31.88	$14.94	$57.86
037-381-009	$31.88	$14.94	$57.86
037-381-010	$31.88	$14.94	$57.86
037-381-011	$31.88	$14.94	$57.86
037-381-012	$31.88	$14.94	$57.86
037-382-001	$31.88	$14.94	$57.86
037-382-002	$31.88	$14.94	$57.86
037-382-003	$31.88	$14.94	$57.86
037-382-004	$31.88	$14.94	$57.86
037-382-005	$31.88	$14.94	$57.86
037-382-006	$31.88	$14.94	$57.86
037-382-007	$31.88	$14.94	$57.86
037-382-008	$31.88	$14.94	$57.86
037-382-009	$31.88	$14.94	$57.86
037-382-010	$31.88	$14.94	$57.86
037-382-011	$31.88	$14.94	$57.86
037-382-012	$31.88	$14.94	$57.86
037-382-013	$31.88	$14.94	$57.86
037-382-014	$31.88	$14.94	$57.86
037-382-015	$31.88	$14.94	$57.86
037-382-016	$31.88	$14.94	$57.86
037-382-017	$31.88	$14.94	$57.86
037-382-018	$31.88	$14.94	$57.86
037-382-019	$31.88	$14.94	$57.86
037-382-020	$31.88	$14.94	$57.86
037-382-021	$31.88	$14.94	$57.86
037-382-022	$31.88	$14.94	$57.86
037-382-023	$31.88	$14.94	$57.86
037-382-024	$31.88	$14.94	$57.86
037-382-025	$31.88	$14.94	$57.86
037-382-026	$31.88	$14.94	$57.86
037-382-027	$31.88	$14.94	$57.86
037-382-028	$31.88	$14.94	$57.86
037-382-029	$31.88	$14.94	$57.86
037-382-030	$31.88	$14.94	$57.86
037-382-031	$31.88	$14.94	$57.86
037-382-032	$31.88	$14.94	$57.86
037-382-033	$31.88	$14.94	$57.86
037-382-034	$31.88	$14.94	$57.86
037-382-035	$31.88	$14.94	$57.86
037-382-036	$31.88	$14.94	$57.86
037-382-037	$31.88	$14.94	$57.86
037-382-038	$31.88	$14.94	$57.86
037-382-039	$31.88	$14.94	$57.86
037-382-040	$31.88	$14.94	$57.86
037-382-041	$31.88	$14.94	$57.86
037-382-042	$31.88	$14.94	$57.86
037-382-043	$31.88	$14.94	$57.86
037-382-044	$31.88	$14.94	$57.86
037-382-045	$31.88	$14.94	$57.86
037-382-046	$31.88	$14.94	$57.86
037-383-001	$31.88	$14.94	$57.86
037-383-002	$31.88	$14.94	$57.86
037-383-003	$31.88	$14.94	$57.86
037-383-004	$31.88	$14.94	$57.86
037-383-005	$31.88	$14.94	$57.86
037-383-006	$31.88	$14.94	$57.86
037-383-007	$31.88	$14.94	$57.86
037-383-008	$31.88	$14.94	$57.86
037-383-009	$31.88	$14.94	$57.86
037-383-010	$31.88	$14.94	$57.86
037-383-011	$31.88	$14.94	$57.86
037-383-012	$31.88	$14.94	$57.86
037-383-013	$31.88	$14.94	$57.86
037-383-014	$31.88	$14.94	$57.86
037-383-015	$31.88	$14.94	$57.86
037-383-016	$31.88	$14.94	$57.86
037-383-017	$31.88	$14.94	$57.86
037-383-018	$31.88	$14.94	$57.86
037-383-019	$31.88	$14.94	$57.86
037-383-020	$31.88	$14.94	$57.86
037-383-021	$31.88	$14.94	$57.86
037-383-022	$31.88	$14.94	$57.86
037-383-023	$31.88	$14.94	$57.86
037-383-024	$31.88	$14.94	$57.86
037-383-025	$31.88	$14.94	$57.86
037-383-026	$31.88	$14.94	$57.86
037-383-027	$31.88	$14.94	$57.86
037-383-028	$31.88	$14.94	$57.86
037-383-029	$31.88	$14.94	$57.86
037-383-030	$31.88	$14.94	$57.86
037-383-031	$31.88	$14.94	$57.86
037-383-032	$31.88	$14.94	$57.86
037-383-033	$31.88	$14.94	$57.86
037-383-034	$31.88	$14.94	$57.86
037-383-035	$31.88	$14.94	$57.86
037-383-036	$31.88	$14.94	$57.86
037-383-037	$31.88	$14.94	$57.86
037-420-001	$31.88	$14.94	$57.86
037-420-002	$31.88	$14.94	$57.86
037-420-003	$31.88	$14.94	$57.86
037-420-004	$31.88	$14.94	$57.86
037-420-005	$31.88	$14.94	$57.86
037-420-006	$31.88	$14.94	$57.86
037-420-007	$31.88	$14.94	$57.86
037-420-008	$31.88	$14.94	$57.86
037-420-009	$31.88	$14.94	$57.86
037-420-010	$31.88	$14.94	$57.86
037-420-011	$31.88	$14.94	$57.86
037-420-012	$31.88	$14.94	$57.86
037-420-013	$31.88	$14.94	$57.86
037-420-014	$31.88	$14.94	$57.86
037-420-015	$31.88	$14.94	$57.86
037-420-016	$31.88	$14.94	$57.86
037-420-017	$31.88	$14.94	$57.86
037-420-018	$31.88	$14.94	$57.86
037-420-019	$31.88	$14.94	$57.86
037-420-020	$31.88	$14.94	$57.86
037-420-021	$31.88	$14.94	$57.86
037-420-022	$31.88	$14.94	$57.86
037-420-023	$31.88	$14.94	$57.86

CITY OF OAKLEY
STREET LIGHTING AND LANDSCAPE ASESSMENT DISTRICT
ZONES 1, 2, 3-01
FINAL ASSESSMENT ROLL
FISCAL YEAR 2025-26

Sorted by Zone & Assessor's Parcel Number

Assessor's Parcel Number	Park Amount	Street Light Amount	Landscape Amount
037-420-024	$31.88	$14.94	$57.86
037-420-025	$31.88	$14.94	$57.86
037-420-026	$31.88	$14.94	$57.86
037-420-027	$31.88	$14.94	$57.86
037-420-028	$31.88	$14.94	$57.86
037-420-029	$31.88	$14.94	$57.86
037-420-030	$31.88	$14.94	$57.86
037-420-031	$31.88	$14.94	$57.86
037-420-032	$31.88	$14.94	$57.86
037-420-033	$31.88	$14.94	$57.86
037-420-034	$31.88	$14.94	$57.86
037-420-035	$31.88	$14.94	$57.86
037-430-001	$31.88	$14.94	$57.86
037-430-002	$31.88	$14.94	$57.86
037-430-003	$31.88	$14.94	$57.86
037-430-004	$31.88	$14.94	$57.86
037-430-005	$31.88	$14.94	$57.86
037-430-006	$31.88	$14.94	$57.86
037-430-007	$31.88	$14.94	$57.86
037-430-008	$31.88	$14.94	$57.86
037-430-009	$31.88	$14.94	$57.86
037-430-010	$31.88	$14.94	$57.86
037-430-011	$31.88	$14.94	$57.86
037-430-012	$31.88	$14.94	$57.86
037-430-013	$31.88	$14.94	$57.86
037-430-014	$31.88	$14.94	$57.86
037-430-015	$31.88	$14.94	$57.86
037-430-016	$31.88	$14.94	$57.86
037-430-017	$31.88	$14.94	$57.86
037-430-018	$31.88	$14.94	$57.86
037-430-019	$31.88	$14.94	$57.86
037-430-020	$31.88	$14.94	$57.86
037-430-021	$31.88	$14.94	$57.86
037-430-022	$31.88	$14.94	$57.86
037-430-023	$31.88	$14.94	$57.86
037-430-024	$31.88	$14.94	$57.86
037-430-025	$31.88	$14.94	$57.86
037-430-026	$31.88	$14.94	$57.86
037-430-027	$31.88	$14.94	$57.86
037-430-028	$31.88	$14.94	$57.86
037-430-029	$31.88	$14.94	$57.86
037-460-001	$31.88	$14.94	$57.86
037-460-002	$31.88	$14.94	$57.86
037-460-004	$31.88	$14.94	$57.86
037-460-005	$31.88	$14.94	$57.86
037-460-006	$31.88	$14.94	$57.86
037-460-007	$31.88	$14.94	$57.86
037-460-008	$31.88	$14.94	$57.86
037-460-009	$31.88	$14.94	$57.86
037-460-010	$31.88	$14.94	$57.86
037-460-011	$31.88	$14.94	$57.86
037-460-012	$31.88	$14.94	$57.86
037-460-013	$31.88	$14.94	$57.86
037-460-014	$31.88	$14.94	$57.86
037-460-015	$31.88	$14.94	$57.86
037-460-016	$31.88	$14.94	$57.86
037-460-017	$31.88	$14.94	$57.86
037-460-018	$31.88	$14.94	$57.86
037-460-019	$31.88	$14.94	$57.86
037-460-020	$31.88	$14.94	$57.86
037-460-021	$31.88	$14.94	$57.86
037-460-022	$31.88	$14.94	$57.86
037-460-023	$31.88	$14.94	$57.86
037-460-024	$31.88	$14.94	$57.86
037-460-025	$31.88	$14.94	$57.86
037-460-026	$31.88	$14.94	$57.86
037-460-027	$31.88	$14.94	$57.86
037-460-028	$31.88	$14.94	$57.86
037-460-029	$31.88	$14.94	$57.86
037-460-030	$31.88	$14.94	$57.86
037-460-031	$31.88	$14.94	$57.86
037-460-032	$31.88	$14.94	$57.86
037-460-033	$31.88	$14.94	$57.86
037-460-034	$31.88	$14.94	$57.86
037-460-035	$31.88	$14.94	$57.86
037-460-036	$31.88	$14.94	$57.86
037-460-037	$31.88	$14.94	$57.86
037-460-038	$31.88	$14.94	$57.86
037-460-039	$31.88	$14.94	$57.86
037-460-040	$31.88	$14.94	$57.86
037-460-041	$31.88	$14.94	$57.86
037-460-042	$31.88	$14.94	$57.86
037-460-043	$31.88	$14.94	$57.86
037-460-044	$31.88	$14.94	$57.86
037-460-045	$31.88	$14.94	$57.86
037-460-046	$31.88	$14.94	$57.86
037-460-047	$31.88	$14.94	$57.86
037-460-048	$31.88	$14.94	$57.86
037-460-049	$31.88	$14.94	$57.86
037-460-050	$31.88	$14.94	$57.86
037-460-051	$31.88	$14.94	$57.86
037-460-052	$31.88	$14.94	$57.86
037-460-053	$31.88	$14.94	$57.86
037-460-054	$31.88	$14.94	$57.86
037-460-055	$31.88	$14.94	$57.86
037-460-056	$31.88	$14.94	$57.86
037-460-057	$31.88	$14.94	$57.86
037-460-058	$31.88	$14.94	$57.86
037-460-059	$31.88	$14.94	$57.86
037-460-060	$31.88	$14.94	$57.86
037-460-061	$31.88	$14.94	$57.86
037-460-062	$31.88	$14.94	$57.86
037-460-063	$31.88	$14.94	$57.86
037-460-064	$31.88	$14.94	$57.86
037-460-065	$31.88	$14.94	$57.86
037-460-066	$31.88	$14.94	$57.86
037-460-067	$31.88	$14.94	$57.86
037-460-068	$31.88	$14.94	$57.86
037-460-069	$31.88	$14.94	$57.86
037-460-070	$31.88	$14.94	$57.86
037-460-071	$31.88	$14.94	$57.86
037-460-072	$31.88	$14.94	$57.86
037-460-073	$31.88	$14.94	$57.86
037-460-074	$31.88	$14.94	$57.86
037-460-075	$31.88	$14.94	$57.86
037-460-076	$31.88	$14.94	$57.86
037-460-077	$31.88	$14.94	$57.86
037-460-078	$31.88	$14.94	$57.86
037-460-079	$31.88	$14.94	$57.86
037-460-080	$31.88	$14.94	$57.86
037-460-081	$31.88	$14.94	$57.86
	Sub-Total		**$133,562.64**

CITY OF OAKLEY
STREET LIGHTING AND LANDSCAPE ASESSMENT DISTRICT
ZONES 1, 2, 3-02
FINAL ASSESSMENT ROLL
FISCAL YEAR 2025-26

Sorted by Zone & Assessor's Parcel Number

Assessor's Parcel Number	Park Amount	Street Light Amount	Landscape Amount
037-121-001	$31.88	$14.94	$198.84
037-121-002	$31.88	$14.94	$198.84
037-121-003	$31.88	$14.94	$198.84
037-121-004	$31.88	$14.94	$198.84
037-121-005	$31.88	$14.94	$198.84
037-121-006	$31.88	$14.94	$198.84
037-121-007	$31.88	$14.94	$198.84
037-121-008	$31.88	$14.94	$198.84
037-121-009	$31.88	$14.94	$198.84
037-121-010	$31.88	$14.94	$198.84
037-121-011	$31.88	$14.94	$198.84
037-121-012	$31.88	$14.94	$198.84
037-121-013	$31.88	$14.94	$198.84
037-121-014	$31.88	$14.94	$198.84
037-121-015	$31.88	$14.94	$198.84
037-121-016	$31.88	$14.94	$198.84
037-121-017	$31.88	$14.94	$198.84
037-121-018	$31.88	$14.94	$198.84
037-121-019	$31.88	$14.94	$198.84
037-121-020	$31.88	$14.94	$198.84
037-121-021	$31.88	$14.94	$198.84
037-121-022	$31.88	$14.94	$198.84
037-121-023	$31.88	$14.94	$198.84
037-121-024	$31.88	$14.94	$198.84
037-121-025	$31.88	$14.94	$198.84
037-121-026	$31.88	$14.94	$198.84
037-121-027	$31.88	$14.94	$198.84
037-121-028	$31.88	$14.94	$198.84
037-121-029	$31.88	$14.94	$198.84
037-121-030	$31.88	$14.94	$198.84
037-121-031	$31.88	$14.94	$198.84
037-121-032	$31.88	$14.94	$198.84
037-121-033	$31.88	$14.94	$198.84
037-121-034	$31.88	$14.94	$198.84
037-121-035	$31.88	$14.94	$198.84
037-121-036	$31.88	$14.94	$198.84
037-121-037	$31.88	$14.94	$198.84
037-122-001	$31.88	$14.94	$198.84
037-122-002	$31.88	$14.94	$198.84
037-122-003	$31.88	$14.94	$198.84
037-122-004	$31.88	$14.94	$198.84
037-122-005	$31.88	$14.94	$198.84
037-122-006	$31.88	$14.94	$198.84
037-122-007	$31.88	$14.94	$198.84
037-122-008	$31.88	$14.94	$198.84
037-122-009	$31.88	$14.94	$198.84
037-122-010	$31.88	$14.94	$198.84
037-122-011	$31.88	$14.94	$198.84
037-122-012	$31.88	$14.94	$198.84
037-122-013	$31.88	$14.94	$198.84
037-122-014	$31.88	$14.94	$198.84
037-122-015	$31.88	$14.94	$198.84
037-122-016	$31.88	$14.94	$198.84
037-122-017	$31.88	$14.94	$198.84
037-122-018	$31.88	$14.94	$198.84
037-123-001	$31.88	$14.94	$198.84
037-123-002	$31.88	$14.94	$198.84
037-123-003	$31.88	$14.94	$198.84
037-123-004	$31.88	$14.94	$198.84
037-123-005	$31.88	$14.94	$198.84
037-123-006	$31.88	$14.94	$198.84
037-123-007	$31.88	$14.94	$198.84
037-123-008	$31.88	$14.94	$198.84
037-123-009	$31.88	$14.94	$198.84
037-123-010	$31.88	$14.94	$198.84
037-123-011	$31.88	$14.94	$198.84
037-123-012	$31.88	$14.94	$198.84
037-123-013	$31.88	$14.94	$198.84
037-123-014	$31.88	$14.94	$198.84
037-123-015	$31.88	$14.94	$198.84
037-123-016	$31.88	$14.94	$198.84
037-123-017	$31.88	$14.94	$198.84
037-123-018	$31.88	$14.94	$198.84
037-123-019	$31.88	$14.94	$198.84
037-123-020	$31.88	$14.94	$198.84
037-123-021	$31.88	$14.94	$198.84
037-123-022	$31.88	$14.94	$198.84
037-123-023	$31.88	$14.94	$198.84
037-123-024	$31.88	$14.94	$198.84
037-123-025	$31.88	$14.94	$198.84
037-123-026	$31.88	$14.94	$198.84
037-123-027	$31.88	$14.94	$198.84
037-123-028	$31.88	$14.94	$198.84
037-123-029	$31.88	$14.94	$198.84
037-123-030	$31.88	$14.94	$198.84
037-123-031	$31.88	$14.94	$198.84
037-123-032	$31.88	$14.94	$198.84
037-123-033	$31.88	$14.94	$198.84
037-123-034	$31.88	$14.94	$198.84
037-123-035	$31.88	$14.94	$198.84
037-123-036	$31.88	$14.94	$198.84
037-123-037	$31.88	$14.94	$198.84
037-123-038	$31.88	$14.94	$198.84
037-123-039	$31.88	$14.94	$198.84
037-123-040	$31.88	$14.94	$198.84
037-123-041	$31.88	$14.94	$198.84
037-123-042	$31.88	$14.94	$198.84
037-123-043	$31.88	$14.94	$198.84
037-123-044	$31.88	$14.94	$198.84
037-123-045	$31.88	$14.94	$198.84
037-123-046	$31.88	$14.94	$198.84
037-124-001	$31.88	$14.94	$198.84
037-124-002	$31.88	$14.94	$198.84
037-124-003	$31.88	$14.94	$198.84
037-124-004	$31.88	$14.94	$198.84
037-124-005	$31.88	$14.94	$198.84
037-124-006	$31.88	$14.94	$198.84
037-124-007	$31.88	$14.94	$198.84
037-124-008	$31.88	$14.94	$198.84
037-124-009	$31.88	$14.94	$198.84
037-124-010	$31.88	$14.94	$198.84
037-124-011	$31.88	$14.94	$198.84
037-124-012	$31.88	$14.94	$198.84
037-124-013	$31.88	$14.94	$198.84
037-124-014	$31.88	$14.94	$198.84
037-124-015	$31.88	$14.94	$198.84
037-124-016	$31.88	$14.94	$198.84
037-125-001	$31.88	$14.94	$198.84
037-125-002	$31.88	$14.94	$198.84
037-125-003	$31.88	$14.94	$198.84
037-125-004	$31.88	$14.94	$198.84
037-125-005	$31.88	$14.94	$198.84
037-125-006	$31.88	$14.94	$198.84
037-125-007	$31.88	$14.94	$198.84
037-125-008	$31.88	$14.94	$198.84
037-125-009	$31.88	$14.94	$198.84
037-125-010	$31.88	$14.94	$198.84
037-125-011	$31.88	$14.94	$198.84
037-125-012	$31.88	$14.94	$198.84
037-125-013	$31.88	$14.94	$198.84
037-125-014	$31.88	$14.94	$198.84
037-125-015	$31.88	$14.94	$198.84
037-125-016	$31.88	$14.94	$198.84
	Sub-Total		**$32,672.78**

CITY OF OAKLEY
STREET LIGHTING AND LANDSCAPE ASESSMENT DISTRICT
ZONES 1, 2, 3-03
FINAL ASSESSMENT ROLL
FISCAL YEAR 2025-26

Assessor's Parcel Number	Park Amount	Street Light Amount	Landscape Amount
035-611-001	$31.88	$14.94	$100.76
035-611-002	$31.88	$14.94	$100.76
035-611-003	$31.88	$14.94	$100.76
035-611-004	$31.88	$14.94	$100.76
035-611-005	$31.88	$14.94	$100.76
035-611-006	$31.88	$14.94	$100.76
035-611-007	$31.88	$14.94	$100.76
035-611-008	$31.88	$14.94	$100.76
035-611-009	$31.88	$14.94	$100.76
035-611-010	$31.88	$14.94	$100.76
035-611-011	$31.88	$14.94	$100.76
035-611-012	$31.88	$14.94	$100.76
035-611-013	$31.88	$14.94	$100.76
035-611-014	$31.88	$14.94	$100.76
035-611-015	$31.88	$14.94	$100.76
035-611-016	$31.88	$14.94	$100.76
035-611-017	$31.88	$14.94	$100.76
035-611-018	$31.88	$14.94	$100.76
035-611-019	$31.88	$14.94	$100.76
035-611-020	$31.88	$14.94	$100.76
035-611-021	$31.88	$14.94	$100.76
035-611-022	$31.88	$14.94	$100.76
035-611-023	$31.88	$14.94	$100.76
035-611-024	$31.88	$14.94	$100.76
035-611-025	$31.88	$14.94	$100.76
035-611-026	$31.88	$14.94	$100.76
035-611-027	$31.88	$14.94	$100.76
035-611-028	$31.88	$14.94	$100.76
035-611-029	$31.88	$14.94	$100.76
035-612-001	$31.88	$14.94	$100.76
035-612-002	$31.88	$14.94	$100.76
035-612-003	$31.88	$14.94	$100.76
035-612-004	$31.88	$14.94	$100.76
035-612-005	$31.88	$14.94	$100.76
035-612-006	$31.88	$14.94	$100.76
035-612-007	$31.88	$14.94	$100.76
035-612-008	$31.88	$14.94	$100.76
035-612-009	$31.88	$14.94	$100.76
035-612-010	$31.88	$14.94	$100.76
035-612-011	$31.88	$14.94	$100.76
035-612-012	$31.88	$14.94	$100.76
035-612-013	$31.88	$14.94	$100.76
035-612-014	$31.88	$14.94	$100.76
035-612-015	$31.88	$14.94	$100.76
035-612-016	$31.88	$14.94	$100.76
	Sub-Total		**$6,641.10**

CITY OF OAKLEY
STREET LIGHTING AND LANDSCAPE ASESSMENT DISTRICT
ZONES 1, 2, 3-04
FINAL ASSESSMENT ROLL
FISCAL YEAR 2025-26

Assessor's Parcel Number	Park Amount	Street Light Amount	Landscape Amount
035-011-022	$31.88	$74.70	$1,048.78
035-011-023	$84.48	$74.70	$3,161.86
035-011-024	$95.64	$74.70	$4,187.98
035-011-025	$31.88	$74.70	$285.16
035-011-026	$31.88	$74.70	$238.62
035-011-027	$31.88	$74.70	$583.46
035-011-028	$31.88	$74.70	$762.42
035-011-029	$31.88	$74.70	$666.98
	Sub-Total		**$11,904.26**

CITY OF OAKLEY
STREET LIGHTING AND LANDSCAPE ASESSMENT DISTRICT
ZONES 1, 2, 3-05
FINAL ASSESSMENT ROLL
FISCAL YEAR 2025-26

Sorted by Zone & Assessor's Parcel Number

Assessor's Parcel Number	Park Amount	Street Light Amount	Landscape Amount
033-301-001	$31.88	$14.94	$190.00
033-301-002	$31.88	$14.94	$190.00
033-301-003	$15.94	$7.46	$95.00
033-301-004	$31.88	$14.94	$190.00
033-301-005	$31.88	$14.94	$190.00
033-301-006	$31.88	$14.94	$190.00
033-301-007	$31.88	$14.94	$190.00
033-301-008	$31.88	$14.94	$190.00
033-301-009	$31.88	$14.94	$190.00
033-301-010	$31.88	$14.94	$190.00
033-301-011	$31.88	$14.94	$190.00
033-301-012	$31.88	$14.94	$190.00
033-301-013	$31.88	$14.94	$190.00
033-301-014	$31.88	$14.94	$190.00
033-301-015	$31.88	$14.94	$190.00
033-301-016	$31.88	$14.94	$190.00
033-301-017	$31.88	$14.94	$190.00
033-301-018	$31.88	$14.94	$190.00
033-302-001	$31.88	$14.94	$190.00
033-302-002	$31.88	$14.94	$190.00
033-302-003	$31.88	$14.94	$190.00
033-302-004	$31.88	$14.94	$190.00
033-302-005	$31.88	$14.94	$190.00
033-302-006	$31.88	$14.94	$190.00
033-302-007	$31.88	$14.94	$190.00
033-302-008	$31.88	$14.94	$190.00
033-302-009	$31.88	$14.94	$190.00
033-302-010	$31.88	$14.94	$190.00
033-302-011	$31.88	$14.94	$190.00
033-302-012	$31.88	$14.94	$190.00
033-302-013	$31.88	$14.94	$190.00
033-302-014	$31.88	$14.94	$190.00
033-302-015	$31.88	$14.94	$190.00
033-302-016	$31.88	$14.94	$190.00
033-302-017	$31.88	$14.94	$190.00
033-302-018	$31.88	$14.94	$190.00
033-302-019	$31.88	$14.94	$190.00
033-302-020	$31.88	$14.94	$190.00
033-302-021	$31.88	$14.94	$190.00
033-302-022	$31.88	$14.94	$190.00
033-302-023	$31.88	$14.94	$190.00
033-302-024	$31.88	$14.94	$190.00
033-302-025	$31.88	$14.94	$190.00
033-303-001	$31.88	$14.94	$190.00
033-303-002	$31.88	$14.94	$190.00
033-303-003	$31.88	$14.94	$190.00
033-303-004	$31.88	$14.94	$190.00
033-303-005	$31.88	$14.94	$190.00
033-303-006	$31.88	$14.94	$190.00
033-303-007	$31.88	$14.94	$190.00
033-303-008	$31.88	$14.94	$190.00
033-303-009	$31.88	$14.94	$190.00
033-303-010	$31.88	$14.94	$190.00
033-303-011	$31.88	$14.94	$190.00
033-311-001	$31.88	$14.94	$190.00
033-311-002	$31.88	$14.94	$190.00
033-311-003	$31.88	$14.94	$190.00
033-311-004	$31.88	$14.94	$190.00
033-311-005	$31.88	$14.94	$190.00
033-311-006	$31.88	$14.94	$190.00
033-311-007	$31.88	$14.94	$190.00
033-311-008	$31.88	$14.94	$190.00
033-311-009	$31.88	$14.94	$190.00
033-311-010	$31.88	$14.94	$190.00
033-312-001	$31.88	$14.94	$190.00
033-312-002	$31.88	$14.94	$190.00
033-312-003	$31.88	$14.94	$190.00
033-312-004	$31.88	$14.94	$190.00
033-313-001	$31.88	$14.94	$190.00
033-313-002	$31.88	$14.94	$190.00
033-313-003	$31.88	$14.94	$190.00
033-313-004	$31.88	$14.94	$190.00
033-313-005	$31.88	$14.94	$190.00
033-313-006	$31.88	$14.94	$190.00
033-313-007	$31.88	$14.94	$190.00
033-313-008	$31.88	$14.94	$190.00
033-313-009	$31.88	$14.94	$190.00
033-313-010	$31.88	$14.94	$190.00
033-313-011	$31.88	$14.94	$190.00
033-313-012	$31.88	$14.94	$190.00
033-313-013	$31.88	$14.94	$190.00
033-313-014	$31.88	$14.94	$190.00
033-313-015	$31.88	$14.94	$190.00
033-313-016	$31.88	$14.94	$190.00
033-313-017	$31.88	$14.94	$190.00
033-313-018	$31.88	$14.94	$190.00
033-313-019	$31.88	$14.94	$190.00
033-313-020	$31.88	$14.94	$190.00
033-313-021	$31.88	$14.94	$190.00
033-313-022	$31.88	$14.94	$190.00
033-313-023	$31.88	$14.94	$190.00
033-313-024	$31.88	$14.94	$190.00
033-313-025	$31.88	$14.94	$190.00
033-314-001	$31.88	$14.94	$190.00
033-314-002	$31.88	$14.94	$190.00
033-314-003	$31.88	$14.94	$190.00
033-314-004	$31.88	$14.94	$190.00
033-315-001	$31.88	$14.94	$190.00
033-315-002	$31.88	$14.94	$190.00
033-315-003	$31.88	$14.94	$190.00
033-315-004	$31.88	$14.94	$190.00
033-316-001	$31.88	$14.94	$190.00
033-316-002	$31.88	$14.94	$190.00
033-316-003	$31.88	$14.94	$190.00
033-316-004	$31.88	$14.94	$190.00
033-316-005	$31.88	$14.94	$190.00
033-316-006	$31.88	$14.94	$190.00
033-316-007	$31.88	$14.94	$190.00
033-316-008	$31.88	$14.94	$190.00
033-316-009	$31.88	$14.94	$190.00
033-316-010	$31.88	$14.94	$190.00
033-316-011	$31.88	$14.94	$190.00
033-330-001	$31.88	$14.94	$190.00
033-330-002	$31.88	$14.94	$190.00
033-330-003	$31.88	$14.94	$190.00
033-330-004	$31.88	$14.94	$190.00
033-330-005	$31.88	$14.94	$190.00
033-330-006	$31.88	$14.94	$190.00
033-330-007	$31.88	$14.94	$190.00
033-330-008	$31.88	$14.94	$190.00
033-330-009	$31.88	$14.94	$190.00
033-330-010	$31.88	$14.94	$190.00
033-330-011	$31.88	$14.94	$190.00
033-330-012	$31.88	$14.94	$190.00
033-330-013	$31.88	$14.94	$190.00
033-330-014	$31.88	$14.94	$190.00
033-330-015	$31.88	$14.94	$190.00
033-330-016	$31.88	$14.94	$190.00
033-330-017	$31.88	$14.94	$190.00
033-330-018	$31.88	$14.94	$190.00
033-330-019	$31.88	$14.94	$190.00
033-330-020	$31.88	$14.94	$190.00
033-330-021	$31.88	$14.94	$190.00
033-330-022	$31.88	$14.94	$190.00
033-330-023	$31.88	$14.94	$190.00
033-330-024	$31.88	$14.94	$190.00
033-330-025	$31.88	$14.94	$190.00
033-330-026	$31.88	$14.94	$190.00
033-330-027	$31.88	$14.94	$190.00
033-330-028	$31.88	$14.94	$190.00
033-330-029	$31.88	$14.94	$190.00
033-330-030	$31.88	$14.94	$190.00
033-330-031	$31.88	$14.94	$190.00
033-330-032	$31.88	$14.94	$190.00
033-330-033	$31.88	$14.94	$190.00
033-330-034	$31.88	$14.94	$190.00
033-330-035	$31.88	$14.94	$190.00
033-330-036	$31.88	$14.94	$190.00
033-330-037	$31.88	$14.94	$190.00
033-330-038	$31.88	$14.94	$190.00
	Sub-Total		**$35,404.58**

CITY OF OAKLEY
STREET LIGHTING AND LANDSCAPE ASESSMENT DISTRICT
ZONES 1, 2, 3-06
FINAL ASSESSMENT ROLL
FISCAL YEAR 2025-26

Assessor's Parcel Number	Park Amount	Street Light Amount	Landscape Amount
035-040-018	$31.88	$14.94	$127.80
035-040-019	$31.88	$14.94	$127.80
035-040-020	$31.88	$14.94	$127.80
035-040-021	$31.88	$14.94	$127.80
035-040-022	$31.88	$14.94	$127.80
035-040-023	$31.88	$14.94	$127.80
035-701-001	$31.88	$14.94	$127.80
035-701-002	$31.88	$14.94	$127.80
035-701-003	$31.88	$14.94	$127.80
035-701-004	$31.88	$14.94	$127.80
035-701-005	$31.88	$14.94	$127.80
035-701-006	$31.88	$14.94	$127.80
035-701-007	$31.88	$14.94	$127.80
035-701-008	$31.88	$14.94	$127.80
035-701-009	$31.88	$14.94	$127.80
035-701-010	$31.88	$14.94	$127.80
035-701-011	$31.88	$14.94	$127.80
035-701-012	$31.88	$14.94	$127.80
035-701-013	$31.88	$14.94	$127.80
035-701-014	$31.88	$14.94	$127.80
035-701-015	$31.88	$14.94	$127.80
035-701-016	$31.88	$14.94	$127.80
035-701-017	$31.88	$14.94	$127.80
035-701-018	$31.88	$14.94	$127.80
035-701-019	$31.88	$14.94	$127.80
035-701-020	$31.88	$14.94	$127.80
035-701-021	$31.88	$14.94	$127.80
035-701-022	$31.88	$14.94	$127.80
035-701-023	$31.88	$14.94	$127.80
035-701-024	$31.88	$14.94	$127.80
035-701-025	$31.88	$14.94	$127.80
035-701-026	$31.88	$14.94	$127.80
035-701-027	$31.88	$14.94	$127.80
035-701-028	$31.88	$14.94	$127.80
035-701-029	$31.88	$14.94	$127.80
035-701-030	$31.88	$14.94	$127.80
035-701-031	$31.88	$14.94	$127.80
035-701-032	$31.88	$14.94	$127.80
035-701-033	$31.88	$14.94	$127.80
035-701-034	$31.88	$14.94	$127.80
035-701-035	$31.88	$14.94	$127.80
035-701-036	$31.88	$14.94	$127.80
035-701-037	$31.88	$14.94	$127.80
035-701-038	$31.88	$14.94	$127.80
035-701-039	$31.88	$14.94	$127.80
035-701-040	$31.88	$14.94	$127.80
035-701-041	$31.88	$14.94	$127.80
035-701-042	$31.88	$14.94	$127.80
035-701-043	$31.88	$14.94	$127.80
035-701-044	$31.88	$14.94	$127.80
035-701-045	$31.88	$14.94	$127.80
035-701-046	$31.88	$14.94	$127.80
035-701-047	$31.88	$14.94	$127.80
035-702-001	$31.88	$14.94	$127.80
035-702-002	$31.88	$14.94	$127.80
035-702-003	$31.88	$14.94	$127.80
035-702-004	$31.88	$14.94	$127.80
035-702-005	$31.88	$14.94	$127.80
035-702-006	$31.88	$14.94	$127.80
035-702-007	$31.88	$14.94	$127.80
	Sub-Total		**$10,477.20**

CITY OF OAKLEY
STREET LIGHTING AND LANDSCAPE ASESSMENT DISTRICT
ZONES 1, 2, 3-07
FINAL ASSESSMENT ROLL
FISCAL YEAR 2025-26

Assessor's Parcel Number	Park Amount	Street Light Amount	Landscape Amount
041-141-001	$31.88	$0.00	$185.00
041-141-002	$31.88	$0.00	$185.00
041-141-003	$31.88	$0.00	$185.00
041-141-004	$31.88	$0.00	$185.00
041-141-005	$31.88	$0.00	$185.00
041-141-006	$31.88	$0.00	$185.00
041-141-007	$31.88	$0.00	$185.00
041-141-008	$31.88	$0.00	$185.00
041-141-009	$31.88	$0.00	$185.00
041-141-010	$31.88	$0.00	$185.00
041-142-001	$31.88	$0.00	$185.00
041-142-002	$31.88	$0.00	$185.00
041-142-003	$31.88	$0.00	$185.00
041-142-004	$31.88	$0.00	$185.00
041-142-005	$31.88	$0.00	$185.00
041-142-006	$31.88	$0.00	$185.00
041-142-007	$31.88	$0.00	$185.00
041-142-008	$31.88	$0.00	$185.00
041-142-009	$31.88	$0.00	$185.00
041-142-010	$31.88	$0.00	$185.00
041-142-011	$31.88	$0.00	$185.00
041-142-012	$31.88	$0.00	$185.00
041-142-013	$31.88	$0.00	$185.00
041-142-014	$31.88	$0.00	$185.00
041-142-015	$31.88	$0.00	$185.00
041-143-001	$31.88	$0.00	$185.00
041-143-002	$31.88	$0.00	$185.00
041-143-003	$31.88	$0.00	$185.00
041-143-004	$31.88	$0.00	$185.00
041-143-005	$31.88	$0.00	$185.00
041-143-006	$31.88	$0.00	$185.00
041-143-007	$31.88	$0.00	$185.00
041-143-008	$31.88	$0.00	$185.00
041-143-009	$31.88	$0.00	$185.00
041-143-010	$31.88	$0.00	$185.00
041-143-011	$31.88	$0.00	$185.00
041-143-012	$31.88	$0.00	$185.00
041-143-013	$31.88	$0.00	$185.00
041-143-014	$31.88	$0.00	$185.00
041-151-001	$31.88	$0.00	$185.00
041-151-002	$31.88	$0.00	$185.00
041-151-003	$31.88	$0.00	$185.00
041-151-004	$31.88	$0.00	$185.00
041-151-005	$31.88	$0.00	$185.00
041-151-006	$31.88	$0.00	$185.00
041-151-007	$31.88	$0.00	$185.00
041-151-008	$31.88	$0.00	$185.00
041-151-009	$31.88	$0.00	$185.00
041-152-002	$31.88	$0.00	$185.00
041-152-003	$31.88	$0.00	$185.00
041-152-004	$31.88	$0.00	$185.00
041-152-005	$31.88	$0.00	$185.00
041-152-006	$31.88	$0.00	$185.00
	Sub-Total		**$11,494.64**

CITY OF OAKLEY
STREET LIGHTING AND LANDSCAPE ASESSMENT DISTRICT
ZONES 1, 2, 3-08
FINAL ASSESSMENT ROLL
FISCAL YEAR 2025-26

Assessor's Parcel Number	Park Amount	Street Light Amount	Landscape Amount
035-730-001	$31.88	$14.94	$152.56
035-730-002	$31.88	$14.94	$152.56
035-730-003	$31.88	$14.94	$152.56
035-730-004	$31.88	$14.94	$152.56
035-730-005	$31.88	$14.94	$152.56
035-730-006	$31.88	$14.94	$152.56
035-730-007	$31.88	$14.94	$152.56
035-730-008	$31.88	$14.94	$152.56
035-730-009	$31.88	$14.94	$152.56
035-730-010	$31.88	$14.94	$152.56
035-730-011	$31.88	$14.94	$152.56
035-730-012	$31.88	$14.94	$152.56
035-730-013	$31.88	$14.94	$152.56
035-730-014	$31.88	$14.94	$152.56
035-730-015	$31.88	$14.94	$152.56
035-730-016	$31.88	$14.94	$152.56
035-730-017	$31.88	$14.94	$152.56
035-730-018	$31.88	$14.94	$152.56
035-730-019	$31.88	$14.94	$152.56
035-730-020	$31.88	$14.94	$152.56
035-730-021	$31.88	$14.94	$152.56
035-730-022	$31.88	$14.94	$152.56
035-730-023	$31.88	$14.94	$152.56
035-730-024	$31.88	$14.94	$152.56
035-730-025	$31.88	$14.94	$152.56
035-730-026	$31.88	$14.94	$152.56
035-730-027	$31.88	$14.94	$152.56
035-730-028	$31.88	$14.94	$152.56
035-730-029	$31.88	$14.94	$152.56
035-730-030	$31.88	$14.94	$152.56
035-730-031	$31.88	$14.94	$152.56
035-730-032	$31.88	$14.94	$152.56
035-730-033	$31.88	$14.94	$152.56
035-730-034	$31.88	$14.94	$152.56
035-730-035	$31.88	$14.94	$152.56
035-730-036	$31.88	$14.94	$152.56
035-730-037	$31.88	$14.94	$152.56
035-730-038	$31.88	$14.94	$152.56
035-730-039	$31.88	$14.94	$152.56
035-730-040	$31.88	$14.94	$152.56
035-730-041	$31.88	$14.94	$152.56
035-730-042	$31.88	$14.94	$152.56
035-730-043	$31.88	$14.94	$152.56
035-730-044	$31.88	$14.94	$152.56
035-730-045	$31.88	$14.94	$152.56
035-730-046	$31.88	$14.94	$152.56
035-730-047	$31.88	$14.94	$152.56
035-730-048	$31.88	$14.94	$152.56
035-730-049	$31.88	$14.94	$152.56
035-730-050	$31.88	$14.94	$152.56
	Sub-Total		**$9,969.00**

CITY OF OAKLEY
STREET LIGHTING AND LANDSCAPE ASESSMENT DISTRICT
ZONES 1, 2, 3-09
FINAL ASSESSMENT ROLL
FISCAL YEAR 2025-26

Sorted by Zone & Assessor's Parcel Number

Assessor's Parcel Number	Park Amount	Street Light Amount	Landscape Amount
035-551-001	$31.88	$14.94	$40.00
035-551-002	$31.88	$14.94	$40.00
035-551-003	$31.88	$14.94	$40.00
035-551-004	$31.88	$14.94	$40.00
035-551-005	$31.88	$14.94	$40.00
035-551-006	$31.88	$14.94	$40.00
035-551-007	$31.88	$14.94	$40.00
035-552-011	$31.88	$14.94	$40.00
035-552-012	$31.88	$14.94	$40.00
035-552-013	$31.88	$14.94	$40.00
035-552-014	$31.88	$14.94	$40.00
035-552-015	$31.88	$14.94	$40.00
035-552-016	$31.88	$14.94	$40.00
035-552-017	$31.88	$14.94	$40.00
035-552-018	$31.88	$14.94	$40.00
035-552-019	$31.88	$14.94	$40.00
035-552-020	$31.88	$14.94	$40.00
035-552-021	$31.88	$14.94	$40.00
035-552-022	$31.88	$14.94	$40.00
035-552-023	$31.88	$14.94	$40.00
035-552-024	$31.88	$14.94	$40.00
035-552-025	$31.88	$14.94	$40.00
035-552-026	$31.88	$14.94	$40.00
035-552-027	$31.88	$14.94	$40.00
035-552-028	$31.88	$14.94	$40.00
035-552-029	$31.88	$14.94	$40.00
035-552-030	$31.88	$14.94	$40.00
035-552-031	$31.88	$14.94	$40.00
035-552-032	$31.88	$14.94	$40.00
035-552-033	$31.88	$14.94	$40.00
035-552-034	$31.88	$14.94	$40.00
035-552-035	$31.88	$14.94	$40.00
035-552-036	$31.88	$14.94	$40.00
035-552-037	$31.88	$14.94	$40.00
035-552-038	$31.88	$14.94	$40.00
035-552-039	$31.88	$14.94	$40.00
035-552-040	$31.88	$14.94	$40.00
035-552-066	$31.88	$14.94	$40.00
035-552-067	$31.88	$14.94	$40.00
035-552-068	$31.88	$14.94	$40.00
035-552-069	$31.88	$14.94	$40.00
035-552-070	$31.88	$14.94	$40.00
035-552-071	$31.88	$14.94	$40.00
035-552-072	$31.88	$14.94	$40.00
035-552-073	$31.88	$14.94	$40.00
035-552-074	$31.88	$14.94	$40.00
035-552-075	$31.88	$14.94	$40.00
035-552-076	$31.88	$14.94	$40.00
035-552-077	$31.88	$14.94	$40.00
035-552-078	$31.88	$14.94	$40.00
035-552-079	$31.88	$14.94	$40.00
035-552-080	$31.88	$14.94	$40.00
035-552-081	$31.88	$14.94	$40.00
035-552-082	$31.88	$14.94	$40.00
035-552-083	$31.88	$14.94	$40.00
035-552-084	$31.88	$14.94	$40.00
035-552-085	$31.88	$14.94	$40.00
035-552-086	$31.88	$14.94	$40.00
035-552-087	$31.88	$14.94	$40.00
035-552-088	$31.88	$14.94	$40.00
035-552-089	$31.88	$14.94	$40.00
035-552-090	$31.88	$14.94	$40.00
035-552-091	$31.88	$14.94	$40.00
035-552-092	$31.88	$14.94	$40.00
035-552-093	$31.88	$14.94	$40.00
035-552-094	$31.88	$14.94	$40.00
035-552-095	$31.88	$14.94	$40.00
035-552-096	$31.88	$14.94	$40.00
035-552-097	$31.88	$14.94	$40.00
035-552-098	$31.88	$14.94	$40.00
035-552-099	$31.88	$14.94	$40.00
035-552-100	$31.88	$14.94	$40.00
035-552-101	$31.88	$14.94	$40.00
035-552-102	$31.88	$14.94	$40.00
035-552-103	$31.88	$14.94	$40.00
035-552-104	$31.88	$14.94	$40.00
035-552-105	$31.88	$14.94	$40.00
035-552-106	$31.88	$14.94	$40.00
035-552-107	$31.88	$14.94	$40.00
035-552-108	$31.88	$14.94	$40.00
035-552-109	$31.88	$14.94	$40.00
035-552-110	$31.88	$14.94	$40.00
035-552-111	$31.88	$14.94	$40.00
035-552-112	$31.88	$14.94	$40.00
035-552-113	$31.88	$14.94	$40.00
035-552-114	$31.88	$14.94	$40.00
035-552-115	$31.88	$14.94	$40.00
035-552-116	$31.88	$14.94	$40.00
035-552-117	$31.88	$14.94	$40.00
035-552-118	$31.88	$14.94	$40.00
035-552-119	$31.88	$14.94	$40.00
035-552-120	$31.88	$14.94	$40.00
035-553-001	$31.88	$14.94	$40.00
035-553-002	$31.88	$14.94	$40.00
035-553-003	$31.88	$14.94	$40.00
035-553-004	$31.88	$14.94	$40.00
035-553-005	$31.88	$14.94	$40.00
035-553-006	$31.88	$14.94	$40.00
035-553-007	$31.88	$14.94	$40.00
035-553-008	$31.88	$14.94	$40.00
035-553-009	$31.88	$14.94	$40.00
035-553-010	$31.88	$14.94	$40.00
035-553-011	$31.88	$14.94	$40.00
035-553-012	$31.88	$14.94	$40.00
035-553-013	$31.88	$14.94	$40.00
035-553-014	$31.88	$14.94	$40.00
035-553-015	$31.88	$14.94	$40.00
035-553-016	$31.88	$14.94	$40.00
035-554-001	$31.88	$14.94	$40.00
035-555-001	$31.88	$14.94	$40.00
035-555-002	$31.88	$14.94	$40.00
035-555-003	$31.88	$14.94	$40.00
035-555-004	$31.88	$14.94	$40.00
035-555-005	$31.88	$14.94	$40.00
035-555-006	$31.88	$14.94	$40.00
035-555-007	$31.88	$14.94	$40.00
035-555-008	$31.88	$14.94	$40.00
035-555-009	$31.88	$14.94	$40.00
035-555-010	$31.88	$14.94	$40.00
035-555-011	$31.88	$14.94	$40.00
035-555-012	$31.88	$14.94	$40.00
035-555-013	$31.88	$14.94	$40.00
035-555-014	$31.88	$14.94	$40.00
035-555-015	$31.88	$14.94	$40.00
035-555-016	$31.88	$14.94	$40.00
035-555-017	$31.88	$14.94	$40.00
035-555-018	$31.88	$14.94	$40.00
035-555-019	$31.88	$14.94	$40.00
035-555-020	$31.88	$14.94	$40.00
035-555-021	$31.88	$14.94	$40.00
035-556-001	$31.88	$14.94	$40.00
035-556-002	$31.88	$14.94	$40.00
035-556-003	$31.88	$14.94	$40.00
035-556-004	$31.88	$14.94	$40.00
035-556-005	$31.88	$14.94	$40.00
035-556-006	$31.88	$14.94	$40.00
035-556-007	$31.88	$14.94	$40.00
035-556-008	$31.88	$14.94	$40.00
035-556-009	$31.88	$14.94	$40.00
035-556-010	$31.88	$14.94	$40.00
035-556-011	$31.88	$14.94	$40.00
035-556-012	$31.88	$14.94	$40.00
035-556-013	$31.88	$14.94	$40.00
035-556-014	$31.88	$14.94	$40.00
035-556-015	$31.88	$14.94	$40.00
035-591-001	$31.88	$14.94	$40.00
035-591-002	$31.88	$14.94	$40.00
035-592-001	$31.88	$14.94	$40.00
035-592-002	$31.88	$14.94	$40.00
035-592-003	$31.88	$14.94	$40.00
035-592-004	$31.88	$14.94	$40.00
035-592-005	$31.88	$14.94	$40.00
035-592-006	$31.88	$14.94	$40.00
035-592-007	$31.88	$14.94	$40.00
035-592-008	$31.88	$14.94	$40.00
035-592-009	$31.88	$14.94	$40.00
035-592-010	$31.88	$14.94	$40.00
035-592-011	$31.88	$14.94	$40.00
035-592-012	$31.88	$14.94	$40.00
035-592-013	$31.88	$14.94	$40.00
035-592-014	$31.88	$14.94	$40.00
035-592-015	$31.88	$14.94	$40.00
035-592-016	$31.88	$14.94	$40.00
035-593-001	$31.88	$14.94	$40.00
035-593-002	$31.88	$14.94	$40.00

CITY OF OAKLEY
STREET LIGHTING AND LANDSCAPE ASESSMENT DISTRICT
ZONES 1, 2, 3-09
FINAL ASSESSMENT ROLL
FISCAL YEAR 2025-26

Sorted by Zone & Assessor's Parcel Number

Assessor's Parcel Number	Park Amount	Street Light Amount	Landscape Amount
035-593-003	$31.88	$14.94	$40.00
035-593-004	$31.88	$14.94	$40.00
035-593-005	$31.88	$14.94	$40.00
035-593-006	$31.88	$14.94	$40.00
035-593-007	$31.88	$14.94	$40.00
035-593-008	$31.88	$14.94	$40.00
035-593-009	$31.88	$14.94	$40.00
035-593-010	$31.88	$14.94	$40.00
035-593-011	$31.88	$14.94	$40.00
035-593-012	$31.88	$14.94	$40.00
035-593-013	$31.88	$14.94	$40.00
035-593-014	$31.88	$14.94	$40.00
035-594-001	$31.88	$14.94	$40.00
035-594-002	$31.88	$14.94	$40.00
035-594-003	$31.88	$14.94	$40.00
035-594-004	$31.88	$14.94	$40.00
035-594-005	$31.88	$14.94	$40.00
035-594-006	$31.88	$14.94	$40.00
035-594-007	$31.88	$14.94	$40.00
035-594-008	$31.88	$14.94	$40.00
035-594-009	$31.88	$14.94	$40.00
035-594-010	$31.88	$14.94	$40.00
035-594-011	$31.88	$14.94	$40.00
035-594-012	$31.88	$14.94	$40.00
035-594-013	$31.88	$14.94	$40.00
035-594-014	$31.88	$14.94	$40.00
035-594-015	$31.88	$14.94	$40.00
035-594-016	$31.88	$14.94	$40.00
035-594-017	$31.88	$14.94	$40.00
035-594-018	$31.88	$14.94	$40.00
035-594-019	$31.88	$14.94	$40.00
035-594-020	$31.88	$14.94	$40.00
035-594-021	$31.88	$14.94	$40.00
035-594-022	$31.88	$14.94	$40.00
035-594-023	$31.88	$14.94	$40.00
035-594-024	$31.88	$14.94	$40.00
035-594-025	$31.88	$14.94	$40.00
035-594-026	$31.88	$14.94	$40.00
035-594-027	$31.88	$14.94	$40.00
035-594-028	$31.88	$14.94	$40.00
035-594-029	$31.88	$14.94	$40.00
035-594-030	$31.88	$14.94	$40.00
035-594-031	$31.88	$14.94	$40.00
035-594-032	$31.88	$14.94	$40.00
035-594-033	$31.88	$14.94	$40.00
035-594-034	$31.88	$14.94	$40.00
035-594-035	$31.88	$14.94	$40.00
035-594-036	$31.88	$14.94	$40.00
035-594-037	$31.88	$14.94	$40.00
035-594-038	$31.88	$14.94	$40.00
035-594-039	$31.88	$14.94	$40.00
035-594-040	$31.88	$14.94	$40.00
035-594-041	$31.88	$14.94	$40.00
035-600-001	$31.88	$14.94	$40.00
035-600-002	$31.88	$14.94	$40.00
035-600-003	$31.88	$14.94	$40.00
035-600-004	$31.88	$14.94	$40.00
035-600-005	$31.88	$14.94	$40.00
035-600-006	$31.88	$14.94	$40.00
035-600-007	$31.88	$14.94	$40.00
035-600-008	$31.88	$14.94	$40.00
035-600-009	$31.88	$14.94	$40.00
035-600-010	$31.88	$14.94	$40.00
035-600-011	$31.88	$14.94	$40.00
035-600-012	$31.88	$14.94	$40.00
035-600-013	$31.88	$14.94	$40.00
035-600-014	$31.88	$14.94	$40.00
035-600-015	$31.88	$14.94	$40.00
035-600-016	$31.88	$14.94	$40.00
035-600-017	$31.88	$14.94	$40.00
035-600-018	$31.88	$14.94	$40.00
035-600-019	$31.88	$14.94	$40.00
035-600-020	$31.88	$14.94	$40.00
035-600-021	$31.88	$14.94	$40.00
035-600-022	$31.88	$14.94	$40.00
035-600-023	$31.88	$14.94	$40.00
035-600-024	$31.88	$14.94	$40.00
035-600-025	$31.88	$14.94	$40.00
035-600-026	$31.88	$14.94	$40.00
035-600-027	$31.88	$14.94	$40.00
035-600-028	$31.88	$14.94	$40.00
035-600-029	$31.88	$14.94	$40.00
035-600-030	$31.88	$14.94	$40.00
035-600-031	$31.88	$14.94	$40.00
035-600-032	$31.88	$14.94	$40.00
035-600-033	$31.88	$14.94	$40.00
035-600-034	$31.88	$14.94	$40.00
035-600-035	$31.88	$14.94	$40.00
035-600-036	$31.88	$14.94	$40.00
035-600-037	$31.88	$14.94	$40.00
035-600-038	$31.88	$14.94	$40.00
035-600-039	$31.88	$14.94	$40.00
035-600-040	$31.88	$14.94	$40.00
035-600-041	$31.88	$14.94	$40.00
035-600-042	$31.88	$14.94	$40.00
035-600-043	$31.88	$14.94	$40.00
035-600-044	$31.88	$14.94	$40.00
035-600-045	$31.88	$14.94	$40.00
035-600-046	$31.88	$14.94	$40.00
035-600-047	$31.88	$14.94	$40.00
035-600-048	$31.88	$14.94	$40.00
035-600-049	$31.88	$14.94	$40.00
035-600-054	$31.88	$14.94	$40.00
035-600-055	$31.88	$14.94	$40.00
035-600-056	$31.88	$14.94	$40.00
035-600-057	$31.88	$14.94	$40.00
035-600-058	$31.88	$14.94	$40.00
035-600-059	$31.88	$14.94	$40.00
035-600-060	$31.88	$14.94	$40.00
035-600-061	$31.88	$14.94	$40.00
035-600-062	$31.88	$14.94	$40.00
035-600-063	$31.88	$14.94	$40.00
035-600-064	$31.88	$14.94	$40.00
035-600-065	$31.88	$14.94	$40.00
035-600-066	$31.88	$14.94	$40.00
035-600-067	$31.88	$14.94	$40.00
035-600-068	$31.88	$14.94	$40.00
035-600-069	$31.88	$14.94	$40.00
035-600-070	$31.88	$14.94	$40.00
035-600-071	$31.88	$14.94	$40.00
035-600-072	$31.88	$14.94	$40.00
035-600-073	$31.88	$14.94	$40.00
035-600-074	$31.88	$14.94	$40.00
035-600-075	$31.88	$14.94	$40.00
035-600-076	$31.88	$14.94	$40.00
035-600-077	$31.88	$14.94	$40.00
035-600-078	$31.88	$14.94	$40.00
035-600-079	$31.88	$14.94	$40.00
035-600-080	$31.88	$14.94	$40.00
035-600-081	$31.88	$14.94	$40.00
035-600-082	$31.88	$14.94	$40.00
035-600-083	$31.88	$14.94	$40.00
035-600-084	$31.88	$14.94	$40.00
035-600-085	$31.88	$14.94	$40.00
035-600-086	$31.88	$14.94	$40.00
035-600-087	$31.88	$14.94	$40.00
035-600-088	$31.88	$14.94	$40.00
035-600-089	$31.88	$14.94	$40.00
035-600-090	$31.88	$14.94	$40.00
035-620-001	$31.88	$14.94	$40.00
035-620-002	$31.88	$14.94	$40.00
035-620-003	$31.88	$14.94	$40.00
035-620-004	$31.88	$14.94	$40.00
035-620-005	$31.88	$14.94	$40.00
035-620-006	$31.88	$14.94	$40.00
035-620-007	$31.88	$14.94	$40.00
035-620-008	$31.88	$14.94	$40.00
035-620-009	$31.88	$14.94	$40.00
035-620-010	$31.88	$14.94	$40.00
035-631-001	$31.88	$14.94	$40.00
035-631-002	$31.88	$14.94	$40.00
035-631-003	$31.88	$14.94	$40.00
035-631-004	$31.88	$14.94	$40.00
035-631-005	$31.88	$14.94	$40.00
035-631-006	$31.88	$14.94	$40.00
035-631-007	$31.88	$14.94	$40.00
035-631-008	$31.88	$14.94	$40.00
035-631-009	$31.88	$14.94	$40.00
035-631-010	$31.88	$14.94	$40.00
035-631-011	$31.88	$14.94	$40.00
035-631-012	$31.88	$14.94	$40.00
035-631-013	$31.88	$14.94	$40.00
035-631-014	$31.88	$14.94	$40.00
035-631-015	$31.88	$14.94	$40.00
035-631-016	$31.88	$14.94	$40.00

CITY OF OAKLEY
STREET LIGHTING AND LANDSCAPE ASESSMENT DISTRICT
ZONES 1, 2, 3-09
FINAL ASSESSMENT ROLL
FISCAL YEAR 2025-26

Sorted by Zone & Assessor's Parcel Number

Assessor's Parcel Number	Park Amount	Street Light Amount	Landscape Amount
035-631-017	$31.88	$14.94	$40.00
035-631-018	$31.88	$14.94	$40.00
035-631-019	$31.88	$14.94	$40.00
035-631-020	$31.88	$14.94	$40.00
035-631-021	$31.88	$14.94	$40.00
035-631-022	$31.88	$14.94	$40.00
035-631-023	$31.88	$14.94	$40.00
035-631-024	$31.88	$14.94	$40.00
035-631-025	$31.88	$14.94	$40.00
035-631-026	$31.88	$14.94	$40.00
035-631-027	$31.88	$14.94	$40.00
035-631-028	$31.88	$14.94	$40.00
035-631-029	$31.88	$14.94	$40.00
035-631-030	$31.88	$14.94	$40.00
035-631-031	$31.88	$14.94	$40.00
035-631-032	$31.88	$14.94	$40.00
035-632-001	$31.88	$14.94	$40.00
035-632-002	$31.88	$14.94	$40.00
035-633-001	$31.88	$14.94	$40.00
035-633-002	$31.88	$14.94	$40.00
035-633-003	$31.88	$14.94	$40.00
035-633-004	$31.88	$14.94	$40.00
035-633-005	$31.88	$14.94	$40.00
035-633-006	$31.88	$14.94	$40.00
035-633-007	$31.88	$14.94	$40.00
035-633-008	$31.88	$14.94	$40.00
035-633-009	$31.88	$14.94	$40.00
035-633-010	$31.88	$14.94	$40.00
035-633-011	$31.88	$14.94	$40.00
035-633-012	$31.88	$14.94	$40.00
035-633-013	$31.88	$14.94	$40.00
035-633-014	$31.88	$14.94	$40.00
035-650-001	$31.88	$14.94	$40.00
035-650-002	$31.88	$14.94	$40.00
035-650-003	$31.88	$14.94	$40.00
035-650-004	$31.88	$14.94	$40.00
035-650-005	$31.88	$14.94	$40.00
035-650-006	$31.88	$14.94	$40.00
035-650-007	$31.88	$14.94	$40.00
035-650-008	$31.88	$14.94	$40.00
035-650-009	$31.88	$14.94	$40.00
035-650-010	$31.88	$14.94	$40.00
035-650-011	$31.88	$14.94	$40.00
035-650-012	$31.88	$14.94	$40.00
035-650-013	$31.88	$14.94	$40.00
035-650-014	$31.88	$14.94	$40.00
035-650-015	$31.88	$14.94	$40.00
035-650-016	$31.88	$14.94	$40.00
035-650-017	$31.88	$14.94	$40.00
035-650-018	$31.88	$14.94	$40.00
035-650-019	$31.88	$14.94	$40.00
035-650-020	$31.88	$14.94	$40.00
035-650-021	$31.88	$14.94	$40.00
035-650-022	$31.88	$14.94	$40.00
035-650-023	$31.88	$14.94	$40.00
035-650-024	$31.88	$14.94	$40.00
035-650-025	$31.88	$14.94	$40.00
035-650-026	$31.88	$14.94	$40.00
035-650-027	$31.88	$14.94	$40.00
035-650-028	$31.88	$14.94	$40.00
035-650-029	$31.88	$14.94	$40.00
035-650-030	$31.88	$14.94	$40.00
035-650-031	$31.88	$14.94	$40.00
035-650-032	$31.88	$14.94	$40.00
035-650-033	$31.88	$14.94	$40.00
035-650-034	$31.88	$14.94	$40.00
035-650-035	$31.88	$14.94	$40.00
035-650-036	$31.88	$14.94	$40.00
035-650-037	$31.88	$14.94	$40.00
035-650-038	$31.88	$14.94	$40.00
035-650-039	$31.88	$14.94	$40.00
035-650-040	$31.88	$14.94	$40.00
035-650-041	$31.88	$14.94	$40.00
035-650-042	$31.88	$14.94	$40.00
035-650-043	$31.88	$14.94	$40.00
035-650-044	$31.88	$14.94	$40.00
035-650-045	$31.88	$14.94	$40.00
035-650-046	$31.88	$14.94	$40.00
035-650-047	$31.88	$14.94	$40.00
035-650-048	$31.88	$14.94	$40.00
035-650-049	$31.88	$14.94	$40.00
035-650-050	$31.88	$14.94	$40.00
035-650-051	$31.88	$14.94	$40.00
035-650-052	$31.88	$14.94	$40.00
035-650-053	$31.88	$14.94	$40.00
035-650-054	$31.88	$14.94	$40.00
035-650-055	$31.88	$14.94	$40.00
035-650-056	$31.88	$14.94	$40.00
035-650-057	$31.88	$14.94	$40.00
035-691-001	$31.88	$14.94	$40.00
035-691-002	$31.88	$14.94	$40.00
035-691-003	$31.88	$14.94	$40.00
035-691-004	$31.88	$14.94	$40.00
035-691-005	$31.88	$14.94	$40.00
035-691-006	$31.88	$14.94	$40.00
035-691-007	$31.88	$14.94	$40.00
035-691-008	$31.88	$14.94	$40.00
035-691-009	$31.88	$14.94	$40.00
035-691-010	$31.88	$14.94	$40.00
035-692-001	$31.88	$14.94	$40.00
035-692-002	$31.88	$14.94	$40.00
035-692-003	$31.88	$14.94	$40.00
035-692-004	$31.88	$14.94	$40.00
035-692-005	$31.88	$14.94	$40.00
035-692-006	$31.88	$14.94	$40.00
035-692-007	$31.88	$14.94	$40.00
035-692-008	$31.88	$14.94	$40.00
035-692-009	$31.88	$14.94	$40.00
035-692-010	$31.88	$14.94	$40.00
035-692-011	$31.88	$14.94	$40.00
035-692-012	$31.88	$14.94	$40.00
035-692-013	$31.88	$14.94	$40.00
035-692-014	$31.88	$14.94	$40.00
035-692-015	$31.88	$14.94	$40.00
035-692-016	$31.88	$14.94	$40.00
035-692-017	$31.88	$14.94	$40.00
035-692-018	$31.88	$14.94	$40.00
035-692-019	$31.88	$14.94	$40.00
035-692-020	$31.88	$14.94	$40.00
035-692-021	$31.88	$14.94	$40.00
035-692-022	$31.88	$14.94	$40.00
035-692-023	$31.88	$14.94	$40.00
035-692-024	$31.88	$14.94	$40.00
035-692-025	$31.88	$14.94	$40.00
035-692-026	$31.88	$14.94	$40.00
035-692-027	$31.88	$14.94	$40.00
035-692-028	$31.88	$14.94	$40.00
035-692-029	$31.88	$14.94	$40.00
035-692-030	$31.88	$14.94	$40.00
	Sub-Total		**$39,850.38**

CITY OF OAKLEY
STREET LIGHTING AND LANDSCAPE ASESSMENT DISTRICT
ZONES 1, 2, 3-10
FINAL ASSESSMENT ROLL
FISCAL YEAR 2025-26

Assessor's Parcel Number	Park Amount	Street Light Amount	Landscape Amount
035-720-001	$31.88	$14.94	$125.00
035-720-002	$31.88	$14.94	$125.00
035-720-003	$31.88	$14.94	$125.00
035-720-004	$31.88	$14.94	$125.00
035-720-005	$31.88	$14.94	$125.00
035-720-006	$31.88	$14.94	$125.00
035-720-007	$31.88	$14.94	$125.00
035-720-008	$31.88	$14.94	$125.00
035-720-009	$31.88	$14.94	$125.00
035-720-010	$31.88	$14.94	$125.00
035-720-011	$31.88	$14.94	$125.00
035-720-012	$31.88	$14.94	$125.00
035-720-013	$31.88	$14.94	$125.00
035-720-014	$31.88	$14.94	$125.00
035-720-015	$31.88	$14.94	$125.00
035-720-016	$31.88	$14.94	$125.00
035-720-017	$31.88	$14.94	$125.00
035-720-018	$31.88	$14.94	$125.00
035-720-019	$31.88	$14.94	$125.00
035-720-020	$31.88	$14.94	$125.00
035-720-021	$31.88	$14.94	$125.00
	Sub-Total		**$3,608.22**

CITY OF OAKLEY
STREET LIGHTING AND LANDSCAPE ASESSMENT DISTRICT
ZONES 1, 2, 3-11
FINAL ASSESSMENT ROLL
FISCAL YEAR 2025-26

Assessor's Parcel Number	Park Amount	Street Light Amount	Landscape Amount
033-320-001	$31.88	$14.94	$169.48
033-320-002	$31.88	$14.94	$169.48
033-320-003	$31.88	$14.94	$169.48
033-320-004	$31.88	$14.94	$169.48
033-320-005	$31.88	$14.94	$169.48
033-320-006	$31.88	$14.94	$169.48
033-320-007	$31.88	$14.94	$169.48
033-320-008	$31.88	$14.94	$169.48
033-320-009	$31.88	$14.94	$169.48
033-320-010	$31.88	$14.94	$169.48
033-320-011	$31.88	$14.94	$169.48
033-320-012	$31.88	$14.94	$169.48
033-320-013	$31.88	$14.94	$169.48
033-320-014	$31.88	$14.94	$169.48
033-320-015	$31.88	$14.94	$169.48
033-320-016	$31.88	$14.94	$169.48
033-320-017	$31.88	$14.94	$169.48
033-320-018	$31.88	$14.94	$169.48
033-320-019	$31.88	$14.94	$169.48
033-320-020	$31.88	$14.94	$169.48
033-320-021	$31.88	$14.94	$169.48
033-320-022	$31.88	$14.94	$169.48
033-320-023	$31.88	$14.94	$169.48
033-320-024	$31.88	$14.94	$169.48
033-320-025	$31.88	$14.94	$169.48
033-320-026	$31.88	$14.94	$169.48
033-320-027	$31.88	$14.94	$169.48
033-320-028	$31.88	$14.94	$169.48
033-320-029	$31.88	$14.94	$169.48
033-320-030	$31.88	$14.94	$169.48
033-320-031	$31.88	$14.94	$169.48
033-320-032	$31.88	$14.94	$169.48
	Sub-Total		**$6,921.60**

CITY OF OAKLEY
STREET LIGHTING AND LANDSCAPE ASESSMENT DISTRICT
ZONES 1, 2, 3-12
FINAL ASSESSMENT ROLL
FISCAL YEAR 2025-26

Sorted by Zone & Assessor's Parcel Number

Assessor's Parcel Number	Park Amount	Street Light Amount	Landscape Amount
035-740-001	$31.88	$0.00	$27.36
035-740-002	$31.88	$0.00	$27.36
035-740-003	$31.88	$0.00	$27.36
035-740-004	$31.88	$0.00	$27.36
035-740-005	$31.88	$0.00	$27.36
035-740-006	$31.88	$0.00	$27.36
035-740-007	$31.88	$0.00	$27.36
035-740-008	$31.88	$0.00	$27.36
035-740-009	$31.88	$0.00	$27.36
035-740-010	$31.88	$0.00	$27.36
035-740-011	$31.88	$0.00	$27.36
035-740-012	$31.88	$0.00	$27.36
035-740-013	$31.88	$0.00	$27.36
035-740-014	$31.88	$0.00	$27.36
035-740-015	$31.88	$0.00	$27.36
035-740-016	$31.88	$0.00	$27.36
035-740-017	$31.88	$0.00	$27.36
035-740-018	$31.88	$0.00	$27.36
035-740-019	$31.88	$0.00	$27.36
035-740-020	$31.88	$0.00	$27.36
035-740-021	$31.88	$0.00	$27.36
035-740-022	$31.88	$0.00	$27.36
035-740-023	$31.88	$0.00	$27.36
035-740-024	$31.88	$0.00	$27.36
035-740-025	$31.88	$0.00	$27.36
035-740-026	$31.88	$0.00	$27.36
035-740-027	$31.88	$0.00	$27.36
035-740-028	$31.88	$0.00	$27.36
035-740-029	$31.88	$0.00	$27.36
035-740-030	$31.88	$0.00	$27.36
035-740-031	$31.88	$0.00	$27.36
035-740-032	$31.88	$0.00	$27.36
035-740-033	$31.88	$0.00	$27.36
035-740-034	$31.88	$0.00	$27.36
035-740-035	$31.88	$0.00	$27.36
035-740-036	$31.88	$0.00	$27.36
035-740-037	$31.88	$0.00	$27.36
035-740-038	$31.88	$0.00	$27.36
035-740-039	$31.88	$0.00	$27.36
035-740-040	$31.88	$0.00	$27.36
035-740-041	$31.88	$0.00	$27.36
035-740-042	$31.88	$0.00	$27.36
035-740-043	$31.88	$0.00	$27.36
035-740-044	$31.88	$0.00	$27.36
035-740-045	$31.88	$0.00	$27.36
035-740-046	$31.88	$0.00	$27.36
035-740-047	$31.88	$0.00	$27.36
035-740-048	$31.88	$0.00	$27.36
035-740-049	$31.88	$0.00	$27.36
035-740-050	$31.88	$0.00	$27.36
035-740-051	$31.88	$0.00	$27.36
035-740-052	$31.88	$0.00	$27.36
035-740-053	$31.88	$0.00	$27.36
035-740-054	$31.88	$0.00	$27.36
035-740-055	$31.88	$0.00	$27.36
035-740-056	$31.88	$0.00	$27.36
035-740-057	$31.88	$0.00	$27.36
035-740-058	$31.88	$0.00	$27.36
035-740-059	$31.88	$0.00	$27.36
035-740-060	$31.88	$0.00	$27.36
035-740-061	$31.88	$0.00	$27.36
035-740-062	$31.88	$0.00	$27.36
035-740-063	$31.88	$0.00	$27.36
035-740-064	$31.88	$0.00	$27.36
035-740-065	$31.88	$0.00	$27.36
035-740-066	$31.88	$0.00	$27.36
035-740-067	$31.88	$0.00	$27.36
035-740-068	$31.88	$0.00	$27.36
035-740-069	$31.88	$0.00	$27.36
035-740-070	$31.88	$0.00	$27.36
035-740-071	$31.88	$0.00	$27.36
035-740-072	$31.88	$0.00	$27.36
035-740-073	$31.88	$0.00	$27.36
035-740-074	$31.88	$0.00	$27.36
035-740-075	$31.88	$0.00	$27.36
035-740-076	$31.88	$0.00	$27.36
035-740-077	$31.88	$0.00	$27.36
035-740-078	$31.88	$0.00	$27.36
035-740-079	$31.88	$0.00	$27.36
035-740-080	$31.88	$0.00	$27.36
035-740-081	$31.88	$0.00	$27.36
035-740-082	$31.88	$0.00	$27.36
035-740-083	$31.88	$0.00	$27.36
035-740-084	$31.88	$0.00	$27.36
035-740-085	$31.88	$0.00	$27.36
035-740-086	$31.88	$0.00	$27.36
035-740-087	$31.88	$0.00	$27.36
035-740-088	$31.88	$0.00	$27.36
035-740-089	$31.88	$0.00	$27.36
035-740-090	$31.88	$0.00	$27.36
035-740-091	$31.88	$0.00	$27.36
035-740-092	$31.88	$0.00	$27.36
035-740-093	$31.88	$0.00	$27.36
035-740-094	$31.88	$0.00	$27.36
035-740-095	$31.88	$0.00	$27.36
035-740-096	$31.88	$0.00	$27.36
035-740-097	$31.88	$0.00	$27.36
035-740-098	$31.88	$0.00	$27.36
035-740-099	$31.88	$0.00	$27.36
035-740-100	$31.88	$0.00	$27.36
035-740-101	$31.88	$0.00	$27.36
035-740-102	$31.88	$0.00	$27.36
035-740-103	$31.88	$0.00	$27.36
035-740-104	$31.88	$0.00	$27.36
035-740-105	$31.88	$0.00	$27.36
035-740-106	$31.88	$0.00	$27.36
035-740-107	$31.88	$0.00	$27.36
035-740-108	$31.88	$0.00	$27.36
035-740-109	$31.88	$0.00	$27.36
035-740-110	$31.88	$0.00	$27.36
035-740-111	$31.88	$0.00	$27.36
035-740-112	$31.88	$0.00	$27.36
035-740-113	$31.88	$0.00	$27.36
035-740-114	$31.88	$0.00	$27.36
035-740-115	$31.88	$0.00	$27.36
035-740-116	$31.88	$0.00	$27.36
035-740-117	$31.88	$0.00	$27.36
035-740-118	$31.88	$0.00	$27.36
035-740-119	$31.88	$0.00	$27.36
035-740-120	$31.88	$0.00	$27.36
035-740-121	$31.88	$0.00	$27.36
035-740-122	$31.88	$0.00	$27.36
035-740-123	$31.88	$0.00	$27.36
035-740-124	$31.88	$0.00	$27.36
035-740-125	$31.88	$0.00	$27.36
035-740-126	$31.88	$0.00	$27.36
035-740-127	$31.88	$0.00	$27.36
035-740-128	$31.88	$0.00	$27.36
	Sub-Total		**$7,582.72**

CITY OF OAKLEY
STREET LIGHTING AND LANDSCAPE ASESSMENT DISTRICT
ZONES 1, 2, 3-13
FINAL ASSESSMENT ROLL
FISCAL YEAR 2025-26

Assessor's Parcel Number	Park Amount	Street Light Amount	Landscape Amount
034-290-004	$31.88	$14.94	$125.00
034-290-005	$31.88	$14.94	$125.00
034-290-006	$31.88	$14.94	$125.00
034-290-007	$31.88	$14.94	$125.00
034-290-008	$31.88	$14.94	$125.00
034-290-009	$31.88	$14.94	$125.00
034-290-010	$31.88	$14.94	$125.00
034-290-011	$31.88	$14.94	$125.00
034-290-012	$31.88	$14.94	$125.00
034-290-013	$31.88	$14.94	$125.00
034-290-014	$31.88	$14.94	$125.00
034-290-015	$31.88	$14.94	$125.00
034-290-016	$31.88	$14.94	$125.00
034-290-017	$31.88	$14.94	$125.00
034-290-018	$31.88	$14.94	$125.00
034-290-019	$31.88	$14.94	$125.00
034-290-020	$31.88	$14.94	$125.00
034-290-021	$31.88	$14.94	$125.00
034-290-022	$31.88	$14.94	$125.00
034-290-023	$31.88	$14.94	$125.00
034-290-024	$31.88	$14.94	$125.00
034-290-025	$31.88	$14.94	$125.00
034-290-026	$31.88	$14.94	$125.00
034-290-027	$31.88	$14.94	$125.00
034-290-028	$31.88	$14.94	$125.00
034-290-029	$31.88	$14.94	$125.00
034-290-030	$31.88	$14.94	$125.00
034-290-031	$31.88	$14.94	$125.00
034-290-032	$31.88	$14.94	$125.00
034-290-033	$31.88	$14.94	$125.00
034-290-034	$31.88	$14.94	$125.00
034-290-035	$31.88	$14.94	$125.00
034-290-036	$31.88	$14.94	$125.00
034-290-037	$31.88	$14.94	$125.00
034-290-038	$31.88	$14.94	$125.00
034-290-039	$31.88	$14.94	$125.00
034-290-040	$31.88	$14.94	$125.00
034-290-041	$31.88	$14.94	$125.00
034-290-042	$31.88	$14.94	$125.00
034-290-043	$31.88	$14.94	$125.00
034-290-044	$31.88	$14.94	$125.00
034-290-045	$31.88	$14.94	$125.00
034-290-046	$31.88	$14.94	$125.00
034-290-047	$31.88	$14.94	$125.00
034-290-048	$31.88	$14.94	$125.00
034-290-049	$31.88	$14.94	$125.00
034-290-050	$31.88	$14.94	$125.00
034-290-051	$31.88	$14.94	$125.00
034-290-052	$31.88	$14.94	$125.00
034-290-053	$31.88	$14.94	$125.00
034-290-054	$31.88	$14.94	$125.00
034-290-055	$31.88	$14.94	$125.00
034-290-056	$31.88	$14.94	$125.00
034-290-057	$31.88	$14.94	$125.00
034-290-058	$31.88	$14.94	$125.00
034-290-059	$31.88	$14.94	$125.00
034-290-060	$31.88	$14.94	$125.00
034-290-061	$31.88	$14.94	$125.00
034-290-062	$31.88	$14.94	$125.00
034-290-063	$31.88	$14.94	$125.00
034-290-064	$31.88	$14.94	$125.00
034-290-065	$31.88	$14.94	$125.00
034-290-066	$31.88	$14.94	$125.00
034-290-067	$31.88	$14.94	$125.00
034-290-068	$31.88	$14.94	$125.00
034-290-069	$31.88	$14.94	$125.00
034-290-070	$31.88	$14.94	$125.00
034-290-071	$31.88	$14.94	$125.00
034-290-072	$31.88	$14.94	$125.00
034-290-073	$31.88	$14.94	$125.00
034-290-074	$31.88	$14.94	$125.00
034-290-075	$31.88	$14.94	$125.00
034-290-076	$31.88	$14.94	$125.00
034-290-077	$31.88	$14.94	$125.00
034-290-078	$31.88	$14.94	$125.00
034-290-079	$31.88	$14.94	$125.00
034-290-080	$31.88	$14.94	$125.00
034-290-081	$31.88	$14.94	$125.00
034-290-082	$31.88	$14.94	$125.00
034-290-083	$31.88	$14.94	$125.00
034-290-084	$31.88	$14.94	$125.00
034-290-085	$31.88	$14.94	$125.00
034-290-086	$31.88	$14.94	$125.00
034-290-087	$31.88	$14.94	$125.00
034-290-088	$31.88	$14.94	$125.00
034-290-089	$31.88	$14.94	$125.00
034-290-090	$31.88	$14.94	$125.00
034-290-091	$31.88	$14.94	$125.00
034-290-092	$31.88	$14.94	$125.00
034-290-093	$31.88	$14.94	$125.00
034-290-094	$31.88	$14.94	$125.00
034-290-095	$31.88	$14.94	$125.00
034-290-096	$31.88	$14.94	$125.00
034-290-101	$31.88	$14.94	$125.00
034-290-102	$31.88	$14.94	$125.00
034-290-103	$31.88	$14.94	$125.00
	Sub-Total		**$16,494.72**

CITY OF OAKLEY
STREET LIGHTING AND LANDSCAPE ASESSMENT DISTRICT
ZONES 1, 2, 3-14
FINAL ASSESSMENT ROLL
FISCAL YEAR 2025-26

Sorted by Zone & Assessor's Parcel Number

Assessor's Parcel Number	Park Amount	Street Light Amount	Landscape Amount
037-440-001	$31.88	$14.94	$160.00
037-440-002	$31.88	$14.94	$160.00
037-440-003	$31.88	$14.94	$160.00
037-440-004	$31.88	$14.94	$160.00
037-440-005	$31.88	$14.94	$160.00
037-440-006	$31.88	$14.94	$160.00
037-440-007	$31.88	$14.94	$160.00
037-440-008	$31.88	$14.94	$160.00
037-440-009	$31.88	$14.94	$160.00
037-440-010	$31.88	$14.94	$160.00
037-440-011	$31.88	$14.94	$160.00
037-440-012	$31.88	$14.94	$160.00
037-440-013	$31.88	$14.94	$160.00
037-440-014	$31.88	$14.94	$160.00
037-440-015	$31.88	$14.94	$160.00
037-440-016	$31.88	$14.94	$160.00
037-440-017	$31.88	$14.94	$160.00
037-440-018	$31.88	$14.94	$160.00
037-440-019	$31.88	$14.94	$160.00
037-440-020	$31.88	$14.94	$160.00
037-440-021	$31.88	$14.94	$160.00
037-440-022	$31.88	$14.94	$160.00
037-440-023	$31.88	$14.94	$160.00
037-440-024	$31.88	$14.94	$160.00
037-440-025	$31.88	$14.94	$160.00
037-440-026	$31.88	$14.94	$160.00
037-440-027	$31.88	$14.94	$160.00
037-440-028	$31.88	$14.94	$160.00
037-440-029	$31.88	$14.94	$160.00
037-440-030	$31.88	$14.94	$160.00
037-440-031	$31.88	$14.94	$160.00
037-440-032	$31.88	$14.94	$160.00
037-440-033	$31.88	$14.94	$160.00
037-440-034	$31.88	$14.94	$160.00
037-440-035	$31.88	$14.94	$160.00
037-440-036	$31.88	$14.94	$160.00
037-440-037	$31.88	$14.94	$160.00
037-440-038	$31.88	$14.94	$160.00
037-440-039	$31.88	$14.94	$160.00
037-440-040	$31.88	$14.94	$160.00
037-440-041	$31.88	$14.94	$160.00
037-440-042	$31.88	$14.94	$160.00
037-440-043	$31.88	$14.94	$160.00
037-440-044	$31.88	$14.94	$160.00
037-440-045	$31.88	$14.94	$160.00
037-440-046	$31.88	$14.94	$160.00
037-440-047	$31.88	$14.94	$160.00
037-440-048	$31.88	$14.94	$160.00
037-440-049	$31.88	$14.94	$160.00
037-440-050	$31.88	$14.94	$160.00
037-440-051	$31.88	$14.94	$160.00
037-440-052	$31.88	$14.94	$160.00
037-440-053	$31.88	$14.94	$160.00
037-440-054	$31.88	$14.94	$160.00
037-440-055	$31.88	$14.94	$160.00
037-440-056	$31.88	$14.94	$160.00
037-440-057	$31.88	$14.94	$160.00
037-440-058	$31.88	$14.94	$160.00
037-440-059	$31.88	$14.94	$160.00
037-440-060	$31.88	$14.94	$160.00
037-440-061	$31.88	$14.94	$160.00
037-440-062	$31.88	$14.94	$160.00
037-440-063	$31.88	$14.94	$160.00
037-440-064	$31.88	$14.94	$160.00
037-440-065	$31.88	$14.94	$160.00
037-440-066	$31.88	$14.94	$160.00
037-440-067	$31.88	$14.94	$160.00
037-440-068	$31.88	$14.94	$160.00
037-450-002	$31.88	$14.94	$160.00
037-450-003	$31.88	$14.94	$160.00
037-450-004	$31.88	$14.94	$160.00
037-450-005	$31.88	$14.94	$160.00
037-450-006	$31.88	$14.94	$160.00
037-450-007	$31.88	$14.94	$160.00
037-450-008	$31.88	$14.94	$160.00
037-450-009	$31.88	$14.94	$160.00
037-450-010	$31.88	$14.94	$160.00
037-450-011	$31.88	$14.94	$160.00
037-450-012	$31.88	$14.94	$160.00
037-450-013	$31.88	$14.94	$160.00
037-450-014	$31.88	$14.94	$160.00
037-450-015	$31.88	$14.94	$160.00
037-450-016	$31.88	$14.94	$160.00
037-450-017	$31.88	$14.94	$160.00
037-450-018	$31.88	$14.94	$160.00
037-450-019	$31.88	$14.94	$160.00
037-450-020	$31.88	$14.94	$160.00
037-450-021	$31.88	$14.94	$160.00
037-450-022	$31.88	$14.94	$160.00
037-450-023	$31.88	$14.94	$160.00
037-450-024	$31.88	$14.94	$160.00
037-450-025	$31.88	$14.94	$160.00
037-450-026	$31.88	$14.94	$160.00
037-450-027	$31.88	$14.94	$160.00
037-450-028	$31.88	$14.94	$160.00
037-450-029	$31.88	$14.94	$160.00
037-450-030	$31.88	$14.94	$160.00
037-450-031	$31.88	$14.94	$160.00
037-450-032	$31.88	$14.94	$160.00
037-450-033	$31.88	$14.94	$160.00
037-450-034	$31.88	$14.94	$160.00
037-450-035	$31.88	$14.94	$160.00
037-450-036	$31.88	$14.94	$160.00
037-450-037	$31.88	$14.94	$160.00
037-450-038	$31.88	$14.94	$160.00
037-450-039	$31.88	$14.94	$160.00
037-450-040	$31.88	$14.94	$160.00
037-450-041	$31.88	$14.94	$160.00
037-450-042	$31.88	$14.94	$160.00
037-450-043	$31.88	$14.94	$160.00
037-450-044	$31.88	$14.94	$160.00
037-450-045	$31.88	$14.94	$160.00
037-450-046	$31.88	$14.94	$160.00
037-450-047	$31.88	$14.94	$160.00
	Sub-Total		**$23,577.48**

CITY OF OAKLEY
STREET LIGHTING AND LANDSCAPE ASESSMENT DISTRICT
ZONES 1, 2, 3-15
FINAL ASSESSMENT ROLL
FISCAL YEAR 2025-26

Sorted by Zone & Assessor's Parcel Number

Assessor's Parcel Number	Park Amount	Street Light Amount	Landscape Amount
037-390-001	$31.88	$14.94	$138.00
037-390-002	$31.88	$14.94	$138.00
037-390-003	$31.88	$14.94	$138.00
037-390-004	$31.88	$14.94	$138.00
037-390-005	$31.88	$14.94	$138.00
037-390-006	$31.88	$14.94	$138.00
037-390-007	$31.88	$14.94	$138.00
037-390-008	$31.88	$14.94	$138.00
037-390-009	$31.88	$14.94	$138.00
037-390-010	$31.88	$14.94	$138.00
037-390-011	$31.88	$14.94	$138.00
037-390-012	$31.88	$14.94	$138.00
037-390-013	$15.94	$7.46	$69.00
037-390-014	$31.88	$14.94	$138.00
037-390-015	$31.88	$14.94	$138.00
037-390-018	$31.88	$14.94	$138.00
037-390-021	$31.88	$14.94	$138.00
037-390-022	$31.88	$14.94	$138.00
037-390-027	$31.88	$14.94	$138.00
037-390-028	$31.88	$14.94	$138.00
037-390-029	$31.88	$14.94	$138.00
037-390-030	$31.88	$14.94	$138.00
037-390-031	$31.88	$14.94	$138.00
037-390-032	$31.88	$14.94	$138.00
037-390-033	$31.88	$14.94	$138.00
037-390-034	$31.88	$14.94	$138.00
037-390-035	$31.88	$14.94	$138.00
037-390-036	$31.88	$14.94	$138.00
037-390-037	$31.88	$14.94	$138.00
037-390-038	$31.88	$14.94	$138.00
037-390-039	$31.88	$14.94	$138.00
037-390-040	$31.88	$14.94	$138.00
037-390-041	$31.88	$14.94	$138.00
037-390-042	$31.88	$14.94	$138.00
037-390-043	$31.88	$14.94	$138.00
037-390-044	$31.88	$14.94	$138.00
037-390-045	$31.88	$14.94	$138.00
037-390-046	$31.88	$14.94	$138.00
037-390-047	$31.88	$14.94	$138.00
037-390-048	$31.88	$14.94	$138.00
037-390-049	$31.88	$14.94	$138.00
037-390-050	$31.88	$14.94	$138.00
037-390-051	$31.88	$14.94	$138.00
037-390-052	$31.88	$14.94	$138.00
037-390-053	$31.88	$14.94	$138.00
037-390-054	$31.88	$14.94	$138.00
037-390-055	$31.88	$14.94	$138.00
037-390-056	$31.88	$14.94	$138.00
037-390-057	$31.88	$14.94	$138.00
037-390-058	$31.88	$14.94	$138.00
037-390-059	$31.88	$14.94	$138.00
037-390-060	$31.88	$14.94	$138.00
037-390-061	$31.88	$14.94	$138.00
037-390-062	$31.88	$14.94	$138.00
037-390-063	$31.88	$14.94	$138.00
037-390-064	$31.88	$14.94	$138.00
037-390-065	$31.88	$14.94	$138.00
037-390-066	$31.88	$14.94	$138.00
037-390-067	$31.88	$14.94	$138.00
037-390-068	$31.88	$14.94	$138.00
037-390-069	$31.88	$14.94	$138.00
037-390-070	$31.88	$14.94	$138.00
037-390-071	$31.88	$14.94	$138.00
037-390-072	$31.88	$14.94	$138.00
037-390-073	$31.88	$14.94	$138.00
037-390-074	$31.88	$14.94	$138.00
037-390-075	$31.88	$14.94	$138.00
037-390-076	$31.88	$14.94	$138.00
037-390-077	$31.88	$14.94	$138.00
037-390-078	$31.88	$14.94	$138.00
037-390-079	$31.88	$14.94	$138.00
037-390-080	$31.88	$14.94	$138.00
037-390-081	$31.88	$14.94	$138.00
037-390-082	$31.88	$14.94	$138.00
037-390-083	$31.88	$14.94	$138.00
037-390-084	$31.88	$14.94	$138.00
037-390-085	$31.88	$14.94	$138.00
037-390-086	$31.88	$14.94	$138.00
037-390-087	$31.88	$14.94	$138.00
037-390-088	$31.88	$14.94	$138.00
037-390-089	$31.88	$14.94	$138.00
037-390-090	$31.88	$14.94	$138.00
037-390-091	$31.88	$14.94	$138.00
037-390-092	$31.88	$14.94	$138.00
037-390-093	$31.88	$14.94	$138.00
037-390-094	$31.88	$14.94	$138.00
037-390-095	$31.88	$14.94	$138.00
037-390-096	$31.88	$14.94	$138.00
037-390-097	$31.88	$14.94	$138.00
037-390-098	$31.88	$14.94	$138.00
037-390-099	$31.88	$14.94	$138.00
037-390-100	$31.88	$14.94	$138.00
037-390-101	$797.00	$104.58	$138.00
037-390-103	$31.88	$14.94	$138.00
037-390-104	$31.88	$14.94	$138.00
037-390-105	$31.88	$14.94	$138.00
037-390-106	$31.88	$14.94	$138.00
037-390-107	$31.88	$14.94	$138.00
037-390-108	$31.88	$14.94	$138.00
037-390-109	$31.88	$14.94	$138.00
037-390-110	$31.88	$14.94	$138.00
037-470-001	$377.72	$14.94	$138.00
037-470-002	$377.72	$14.94	$138.00
037-470-003	$377.72	$14.94	$138.00
037-470-004	$377.72	$14.94	$138.00
037-470-005	$377.72	$14.94	$138.00
037-470-006	$377.72	$14.94	$138.00
037-470-007	$377.72	$14.94	$138.00
037-470-008	$377.72	$14.94	$138.00
037-470-009	$377.72	$14.94	$138.00
037-470-010	$377.72	$14.94	$138.00
037-470-011	$377.72	$14.94	$138.00
037-470-012	$377.72	$14.94	$138.00
037-470-013	$377.72	$14.94	$138.00
037-470-014	$377.72	$14.94	$138.00
037-470-015	$377.72	$14.94	$138.00
037-470-016	$377.72	$14.94	$138.00
037-470-017	$377.72	$14.94	$138.00
037-470-018	$377.72	$14.94	$138.00
037-470-019	$377.72	$14.94	$138.00
037-470-020	$377.72	$14.94	$138.00
037-470-021	$377.72	$14.94	$138.00
037-470-022	$377.72	$14.94	$138.00
037-470-023	$377.72	$14.94	$138.00
037-470-024	$377.72	$14.94	$138.00
037-470-025	$377.72	$14.94	$138.00
037-470-026	$377.72	$14.94	$138.00
037-470-027	$377.72	$14.94	$138.00
037-470-028	$377.72	$14.94	$138.00
037-470-029	$377.72	$14.94	$138.00
037-470-030	$377.72	$14.94	$138.00
037-470-031	$377.72	$14.94	$138.00
037-470-032	$377.72	$14.94	$138.00
037-470-033	$377.72	$14.94	$138.00
037-470-034	$377.72	$14.94	$138.00
037-470-035	$377.72	$14.94	$138.00
037-470-036	$377.72	$14.94	$138.00
037-470-037	$377.72	$14.94	$138.00
037-470-038	$377.72	$14.94	$138.00
037-470-039	$377.72	$14.94	$138.00
037-470-040	$377.72	$14.94	$138.00
037-470-041	$377.72	$14.94	$138.00
037-470-042	$377.72	$14.94	$138.00
037-470-043	$377.72	$14.94	$138.00
037-470-044	$377.72	$14.94	$138.00
037-470-045	$377.72	$14.94	$138.00
037-470-046	$377.72	$14.94	$138.00
037-470-047	$377.72	$14.94	$138.00
037-470-048	$377.72	$14.94	$138.00
041-120-001	$31.88	$14.94	$138.00
041-120-002	$31.88	$14.94	$138.00
041-120-003	$31.88	$14.94	$138.00
041-120-004	$31.88	$14.94	$138.00
041-120-005	$31.88	$14.94	$138.00
041-120-006	$31.88	$14.94	$138.00
041-120-007	$31.88	$14.94	$138.00
041-120-008	$31.88	$14.94	$138.00
041-120-009	$31.88	$14.94	$138.00
041-120-010	$31.88	$14.94	$138.00
041-120-011	$31.88	$14.94	$138.00
041-120-012	$31.88	$14.94	$138.00
041-120-013	$31.88	$14.94	$138.00
041-120-014	$31.88	$14.94	$138.00
041-120-015	$15.94	$7.46	$69.00
041-120-016	$31.88	$14.94	$138.00

CITY OF OAKLEY
STREET LIGHTING AND LANDSCAPE ASESSMENT DISTRICT
ZONES 1, 2, 3-15
FINAL ASSESSMENT ROLL
FISCAL YEAR 2025-26

Sorted by Zone & Assessor's Parcel Number

Assessor's Parcel Number	Park Amount	Street Light Amount	Landscape Amount
041-120-017	$31.88	$14.94	$138.00
041-120-018	$31.88	$14.94	$138.00
041-120-019	$31.88	$14.94	$138.00
041-120-020	$31.88	$14.94	$138.00
041-120-021	$31.88	$14.94	$138.00
041-120-022	$31.88	$14.94	$138.00
041-120-023	$31.88	$14.94	$138.00
041-120-024	$31.88	$14.94	$138.00
041-120-025	$31.88	$14.94	$138.00
041-120-026	$31.88	$14.94	$138.00
041-120-027	$31.88	$14.94	$138.00
041-120-028	$31.88	$14.94	$138.00
041-120-029	$31.88	$14.94	$138.00
041-120-030	$31.88	$14.94	$138.00
041-120-031	$31.88	$14.94	$138.00
041-120-032	$31.88	$14.94	$138.00
041-120-033	$31.88	$14.94	$138.00
041-120-034	$31.88	$14.94	$138.00
041-120-035	$31.88	$14.94	$138.00
041-120-036	$31.88	$14.94	$138.00
041-120-037	$31.88	$14.94	$138.00
041-120-038	$31.88	$14.94	$138.00
041-120-039	$31.88	$14.94	$138.00
041-120-041	$31.88	$14.94	$138.00
041-130-001	$31.88	$14.94	$138.00
041-130-002	$31.88	$14.94	$138.00
041-130-003	$31.88	$14.94	$138.00
041-130-004	$31.88	$14.94	$138.00
041-130-005	$31.88	$14.94	$138.00
041-130-006	$31.88	$14.94	$138.00
041-130-007	$31.88	$14.94	$138.00
041-130-008	$31.88	$14.94	$138.00
041-130-009	$31.88	$14.94	$138.00
041-130-010	$31.88	$14.94	$138.00
041-130-011	$31.88	$14.94	$138.00
041-130-012	$31.88	$14.94	$138.00
041-130-013	$31.88	$14.94	$138.00
041-130-014	$31.88	$14.94	$138.00
041-130-015	$31.88	$14.94	$138.00
041-130-016	$31.88	$14.94	$138.00
041-130-017	$31.88	$14.94	$138.00
041-130-018	$31.88	$14.94	$138.00
041-130-019	$31.88	$14.94	$138.00
041-130-020	$31.88	$14.94	$138.00
041-130-023	$31.88	$14.94	$138.00
041-130-024	$31.88	$14.94	$138.00
041-130-025	$31.88	$14.94	$138.00
041-130-026	$31.88	$14.94	$138.00
041-130-027	$31.88	$14.94	$138.00
041-130-028	$31.88	$14.94	$138.00
041-130-029	$31.88	$14.94	$138.00
041-130-030	$31.88	$14.94	$138.00
041-130-031	$31.88	$14.94	$138.00
041-130-032	$31.88	$14.94	$138.00
041-130-033	$31.88	$14.94	$138.00
041-130-034	$31.88	$14.94	$138.00
041-130-035	$31.88	$14.94	$138.00
041-130-036	$31.88	$14.94	$138.00
041-130-037	$31.88	$14.94	$138.00
041-130-038	$31.88	$14.94	$138.00
041-130-039	$31.88	$14.94	$138.00
041-130-040	$31.88	$14.94	$138.00
041-130-041	$31.88	$14.94	$138.00
041-130-042	$31.88	$14.94	$138.00
041-130-043	$31.88	$14.94	$138.00
041-130-044	$31.88	$14.94	$138.00
041-130-045	$31.88	$14.94	$138.00
041-130-046	$31.88	$14.94	$138.00
041-130-047	$31.88	$14.94	$138.00
041-130-048	$31.88	$14.94	$138.00
041-130-050	$31.88	$14.94	$138.00
041-130-051	$31.88	$14.94	$138.00
041-160-001	$31.88	$14.94	$138.00
041-160-002	$31.88	$14.94	$138.00
041-160-003	$31.88	$14.94	$138.00
041-160-004	$31.88	$14.94	$138.00
041-160-005	$31.88	$14.94	$138.00
041-160-006	$31.88	$14.94	$138.00
041-160-007	$31.88	$14.94	$138.00
041-160-008	$31.88	$14.94	$138.00
041-170-001	$31.88	$14.94	$138.00
041-170-002	$31.88	$14.94	$138.00
041-170-003	$31.88	$14.94	$138.00
041-170-004	$31.88	$14.94	$138.00
041-170-005	$31.88	$14.94	$138.00
041-170-006	$31.88	$14.94	$138.00
041-170-007	$31.88	$14.94	$138.00
041-170-008	$31.88	$14.94	$138.00
041-170-009	$31.88	$14.94	$138.00
041-170-010	$31.88	$14.94	$138.00
041-170-011	$31.88	$14.94	$138.00
041-170-012	$31.88	$14.94	$138.00
041-170-013	$31.88	$14.94	$138.00
041-170-014	$31.88	$14.94	$138.00
041-170-015	$31.88	$14.94	$138.00
041-170-016	$31.88	$14.94	$138.00
041-170-017	$31.88	$14.94	$138.00
041-170-018	$31.88	$14.94	$138.00
041-170-019	$31.88	$14.94	$138.00
041-170-020	$31.88	$14.94	$138.00
041-170-021	$31.88	$14.94	$138.00
041-170-022	$31.88	$14.94	$138.00
041-170-023	$31.88	$14.94	$138.00
041-170-024	$31.88	$14.94	$138.00
041-170-025	$31.88	$14.94	$138.00
041-170-026	$31.88	$14.94	$138.00
041-170-027	$31.88	$14.94	$138.00
041-170-028	$31.88	$14.94	$138.00
041-170-029	$31.88	$14.94	$138.00
041-170-030	$31.88	$14.94	$138.00
041-170-031	$31.88	$14.94	$138.00
041-170-032	$31.88	$14.94	$138.00
041-170-033	$31.88	$14.94	$138.00
041-170-034	$31.88	$14.94	$138.00
041-170-035	$31.88	$14.94	$138.00
041-170-036	$31.88	$14.94	$138.00
041-170-037	$31.88	$14.94	$138.00
041-170-038	$31.88	$14.94	$138.00
041-170-039	$31.88	$14.94	$138.00
041-170-040	$31.88	$14.94	$138.00
041-170-043	$31.88	$14.94	$138.00
041-170-044	$31.88	$14.94	$138.00
041-170-045	$31.88	$14.94	$138.00
041-170-046	$31.88	$14.94	$138.00
041-170-047	$31.88	$14.94	$138.00
041-170-048	$31.88	$14.94	$138.00
041-170-049	$31.88	$14.94	$138.00
041-170-050	$31.88	$14.94	$138.00
041-170-051	$31.88	$14.94	$138.00
041-170-052	$31.88	$14.94	$138.00
041-170-053	$31.88	$14.94	$138.00
041-170-054	$31.88	$14.94	$138.00
041-170-055	$31.88	$14.94	$138.00
041-170-056	$31.88	$14.94	$138.00
041-170-057	$31.88	$14.94	$138.00
041-170-058	$31.88	$14.94	$138.00
041-181-001	$31.88	$14.94	$138.00
041-181-002	$31.88	$14.94	$138.00
041-181-003	$31.88	$14.94	$138.00
041-181-004	$31.88	$14.94	$138.00
041-181-005	$31.88	$14.94	$138.00
041-181-006	$31.88	$14.94	$138.00
041-181-007	$31.88	$14.94	$138.00
041-181-008	$31.88	$14.94	$138.00
041-181-009	$31.88	$14.94	$138.00
041-181-010	$31.88	$14.94	$138.00
041-181-011	$31.88	$14.94	$138.00
041-181-012	$31.88	$14.94	$138.00
041-181-013	$31.88	$14.94	$138.00
041-181-014	$31.88	$14.94	$138.00
041-182-001	$31.88	$14.94	$138.00
041-182-002	$31.88	$14.94	$138.00
041-183-001	$31.88	$14.94	$138.00
041-183-002	$31.88	$14.94	$138.00
041-183-003	$31.88	$14.94	$138.00
041-183-004	$31.88	$14.94	$138.00
041-183-005	$31.88	$14.94	$138.00
041-183-006	$31.88	$14.94	$138.00
041-183-007	$31.88	$14.94	$138.00
041-184-001	$31.88	$14.94	$138.00
041-184-002	$31.88	$14.94	$138.00
041-184-003	$31.88	$14.94	$138.00
041-184-004	$31.88	$14.94	$138.00
041-184-005	$31.88	$14.94	$138.00
041-184-006	$31.88	$14.94	$138.00

CITY OF OAKLEY
STREET LIGHTING AND LANDSCAPE ASESSMENT DISTRICT
ZONES 1, 2, 3-15
FINAL ASSESSMENT ROLL
FISCAL YEAR 2025-26

Sorted by Zone & Assessor's Parcel Number

Assessor's Parcel Number	Park Amount	Street Light Amount	Landscape Amount
041-184-008	$31.88	$14.94	$138.00
041-184-009	$31.88	$14.94	$138.00
041-184-010	$31.88	$14.94	$138.00
041-184-011	$31.88	$14.94	$138.00
041-184-012	$31.88	$14.94	$138.00
041-184-013	$31.88	$14.94	$138.00
041-184-014	$31.88	$14.94	$138.00
041-184-015	$31.88	$14.94	$138.00
041-184-016	$31.88	$14.94	$138.00
041-184-017	$31.88	$14.94	$138.00
041-185-001	$31.88	$14.94	$138.00
041-185-002	$31.88	$14.94	$138.00
041-185-003	$31.88	$14.94	$138.00
041-185-004	$31.88	$14.94	$138.00
041-185-005	$31.88	$14.94	$138.00
041-185-006	$31.88	$14.94	$138.00
041-185-007	$31.88	$14.94	$138.00
041-185-008	$31.88	$14.94	$138.00
041-185-009	$31.88	$14.94	$138.00
041-185-010	$31.88	$14.94	$138.00
041-190-001	$31.88	$14.94	$138.00
041-190-002	$31.88	$14.94	$138.00
041-190-003	$31.88	$14.94	$138.00
041-190-004	$31.88	$14.94	$138.00
041-190-005	$31.88	$14.94	$138.00
041-190-006	$31.88	$14.94	$138.00
041-190-007	$31.88	$14.94	$138.00
041-190-008	$31.88	$14.94	$138.00
041-190-009	$31.88	$14.94	$138.00
041-190-010	$31.88	$14.94	$138.00
041-190-011	$31.88	$14.94	$138.00
041-190-012	$31.88	$14.94	$138.00
041-190-013	$31.88	$14.94	$138.00
041-190-014	$31.88	$14.94	$138.00
041-190-015	$31.88	$14.94	$138.00
041-190-016	$31.88	$14.94	$138.00
041-190-017	$31.88	$14.94	$138.00
041-190-024	$31.88	$14.94	$138.00
041-190-025	$31.88	$14.94	$138.00
041-190-026	$31.88	$14.94	$138.00
041-190-027	$31.88	$14.94	$138.00
041-190-028	$31.88	$14.94	$138.00
041-190-029	$31.88	$14.94	$138.00
041-190-030	$31.88	$14.94	$138.00
041-190-031	$31.88	$14.94	$138.00
041-190-032	$31.88	$14.94	$138.00
041-190-033	$31.88	$14.94	$138.00
041-190-034	$31.88	$14.94	$138.00
041-190-035	$31.88	$14.94	$138.00
041-190-036	$31.88	$14.94	$138.00
041-190-037	$31.88	$14.94	$138.00
041-190-038	$31.88	$14.94	$138.00
041-190-039	$31.88	$14.94	$138.00
041-190-040	$31.88	$14.94	$138.00
041-190-041	$31.88	$14.94	$138.00
041-190-042	$31.88	$14.94	$138.00
041-190-043	$31.88	$14.94	$138.00
041-190-044	$31.88	$14.94	$138.00
041-190-045	$31.88	$14.94	$138.00
041-190-046	$31.88	$14.94	$138.00
041-190-047	$31.88	$14.94	$138.00
041-190-048	$31.88	$14.94	$138.00
041-190-049	$31.88	$14.94	$138.00
041-190-050	$31.88	$14.94	$138.00
041-190-051	$31.88	$14.94	$138.00
041-190-052	$31.88	$14.94	$138.00
041-190-053	$31.88	$14.94	$138.00
041-190-057	$31.88	$14.94	$138.00
041-190-058	$31.88	$14.94	$138.00
041-190-059	$31.88	$14.94	$138.00
041-190-060	$31.88	$14.94	$138.00
041-190-061	$31.88	$14.94	$138.00
041-190-062	$31.88	$14.94	$138.00
041-190-063	$31.88	$14.94	$138.00
041-190-064	$31.88	$14.94	$138.00
041-190-065	$31.88	$14.94	$138.00
041-190-066	$31.88	$14.94	$138.00
041-190-067	$31.88	$14.94	$138.00
041-190-068	$31.88	$14.94	$138.00
041-190-069	$31.88	$14.94	$138.00
041-190-070	$31.88	$14.94	$138.00
041-200-001	$31.88	$14.94	$138.00
041-200-002	$31.88	$14.94	$138.00
041-200-003	$31.88	$14.94	$138.00
041-200-004	$31.88	$14.94	$138.00
041-200-005	$31.88	$14.94	$138.00
041-200-006	$31.88	$14.94	$138.00
041-200-007	$31.88	$14.94	$138.00
041-200-008	$31.88	$14.94	$138.00
041-200-009	$31.88	$14.94	$138.00
041-200-010	$31.88	$14.94	$138.00
041-200-011	$31.88	$14.94	$138.00
041-200-012	$31.88	$14.94	$138.00
041-200-013	$31.88	$14.94	$138.00
041-200-014	$31.88	$14.94	$138.00
041-200-015	$31.88	$14.94	$138.00
041-200-016	$31.88	$14.94	$138.00
041-200-017	$31.88	$14.94	$138.00
041-200-018	$31.88	$14.94	$138.00
041-200-019	$31.88	$14.94	$138.00
041-200-020	$31.88	$14.94	$138.00
041-200-021	$31.88	$14.94	$138.00
041-200-022	$31.88	$14.94	$138.00
041-200-023	$31.88	$14.94	$138.00
041-200-024	$31.88	$14.94	$138.00
041-200-025	$31.88	$14.94	$138.00
041-200-026	$31.88	$14.94	$138.00
041-200-027	$31.88	$14.94	$138.00
041-200-028	$31.88	$14.94	$138.00
041-200-029	$31.88	$14.94	$138.00
041-200-030	$31.88	$14.94	$138.00
041-200-031	$31.88	$14.94	$138.00
041-200-032	$31.88	$14.94	$138.00
041-200-033	$31.88	$14.94	$138.00
041-200-034	$31.88	$14.94	$138.00
041-200-035	$31.88	$14.94	$138.00
041-200-036	$31.88	$14.94	$138.00
041-200-037	$31.88	$14.94	$138.00
041-200-038	$31.88	$14.94	$138.00
041-200-039	$31.88	$14.94	$138.00
041-210-001	$31.88	$14.94	$138.00
041-210-002	$31.88	$14.94	$138.00
041-210-003	$31.88	$14.94	$138.00
041-210-004	$31.88	$14.94	$138.00
041-210-005	$31.88	$14.94	$138.00
041-210-006	$31.88	$14.94	$138.00
041-210-007	$31.88	$14.94	$138.00
041-210-008	$31.88	$14.94	$138.00
041-210-009	$31.88	$14.94	$138.00
041-210-010	$31.88	$14.94	$138.00
041-210-011	$31.88	$14.94	$138.00
041-210-012	$31.88	$14.94	$138.00
041-210-013	$31.88	$14.94	$138.00
041-210-014	$31.88	$14.94	$138.00
041-210-015	$31.88	$14.94	$138.00
041-210-016	$31.88	$14.94	$138.00
041-210-017	$31.88	$14.94	$138.00
041-210-018	$31.88	$14.94	$138.00
041-210-019	$31.88	$14.94	$138.00
041-210-020	$31.88	$14.94	$138.00
041-210-021	$31.88	$14.94	$138.00
041-210-022	$31.88	$14.94	$138.00
041-210-023	$31.88	$14.94	$138.00
041-210-024	$31.88	$14.94	$138.00
041-210-025	$31.88	$14.94	$138.00
041-210-026	$31.88	$14.94	$138.00
041-210-027	$31.88	$14.94	$138.00
041-210-028	$31.88	$14.94	$138.00
041-210-029	$31.88	$14.94	$138.00
041-210-030	$31.88	$14.94	$138.00
041-210-031	$31.88	$14.94	$138.00
041-210-032	$31.88	$14.94	$138.00
041-210-033	$31.88	$14.94	$138.00
041-210-034	$31.88	$14.94	$138.00
041-210-035	$31.88	$14.94	$138.00
041-210-036	$31.88	$14.94	$138.00
041-210-037	$31.88	$14.94	$138.00
041-210-038	$31.88	$14.94	$138.00
041-210-039	$31.88	$14.94	$138.00
041-210-040	$31.88	$14.94	$138.00
041-210-041	$31.88	$14.94	$138.00
041-210-042	$31.88	$14.94	$138.00
041-210-043	$31.88	$14.94	$138.00
041-210-044	$31.88	$14.94	$138.00
041-210-045	$31.88	$14.94	$138.00

CITY OF OAKLEY
STREET LIGHTING AND LANDSCAPE ASESSMENT DISTRICT
ZONES 1, 2, 3-15
FINAL ASSESSMENT ROLL
FISCAL YEAR 2025-26

Sorted by Zone & Assessor's Parcel Number

Assessor's Parcel Number	Park Amount	Street Light Amount	Landscape Amount
041-210-046	$31.88	$14.94	$138.00
041-210-047	$31.88	$14.94	$138.00
041-210-048	$31.88	$14.94	$138.00
041-210-049	$31.88	$14.94	$138.00
041-210-050	$31.88	$14.94	$138.00
041-210-051	$31.88	$14.94	$138.00
041-210-052	$31.88	$14.94	$138.00
041-210-053	$31.88	$14.94	$138.00
041-210-054	$31.88	$14.94	$138.00
041-210-055	$31.88	$14.94	$138.00
041-210-056	$31.88	$14.94	$138.00
041-210-057	$31.88	$14.94	$138.00
041-210-058	$31.88	$14.94	$138.00
041-210-059	$31.88	$14.94	$138.00
041-210-060	$31.88	$14.94	$138.00
041-210-061	$31.88	$14.94	$138.00
041-210-062	$31.88	$14.94	$138.00
041-210-063	$31.88	$14.94	$138.00
041-210-064	$31.88	$14.94	$138.00
041-220-001	$31.88	$14.94	$138.00
041-220-002	$31.88	$14.94	$138.00
041-220-003	$31.88	$14.94	$138.00
041-220-004	$31.88	$14.94	$138.00
041-220-005	$31.88	$14.94	$138.00
041-220-006	$31.88	$14.94	$138.00
041-220-007	$31.88	$14.94	$138.00
041-220-008	$31.88	$14.94	$138.00
041-220-009	$31.88	$14.94	$138.00
041-220-010	$31.88	$14.94	$138.00
041-220-011	$31.88	$14.94	$138.00
041-220-012	$31.88	$14.94	$138.00
041-220-013	$31.88	$14.94	$138.00
041-220-014	$31.88	$14.94	$138.00
041-220-015	$31.88	$14.94	$138.00
041-220-016	$31.88	$14.94	$138.00
041-220-017	$31.88	$14.94	$138.00
041-220-018	$31.88	$14.94	$138.00
041-220-019	$31.88	$14.94	$138.00
041-220-020	$31.88	$14.94	$138.00
041-220-021	$31.88	$14.94	$138.00
041-220-022	$31.88	$14.94	$138.00
041-220-023	$31.88	$14.94	$138.00
041-220-024	$31.88	$14.94	$138.00
041-220-025	$31.88	$14.94	$138.00
041-220-026	$31.88	$14.94	$138.00
041-220-027	$31.88	$14.94	$138.00
041-220-028	$31.88	$14.94	$138.00
041-220-029	$31.88	$14.94	$138.00
041-220-030	$31.88	$14.94	$138.00
041-220-031	$31.88	$14.94	$138.00
041-220-032	$31.88	$14.94	$138.00
041-220-033	$31.88	$14.94	$138.00
041-220-034	$31.88	$14.94	$138.00
041-220-035	$31.88	$14.94	$138.00
041-220-036	$31.88	$14.94	$138.00
041-220-037	$31.88	$14.94	$138.00
041-220-038	$31.88	$14.94	$138.00
041-220-039	$31.88	$14.94	$138.00
041-220-040	$31.88	$14.94	$138.00
041-220-041	$31.88	$14.94	$138.00
041-220-042	$31.88	$14.94	$138.00
041-220-043	$31.88	$14.94	$138.00
041-220-044	$31.88	$14.94	$138.00
041-220-045	$31.88	$14.94	$138.00
041-220-046	$31.88	$14.94	$138.00
041-230-001	$31.88	$14.94	$138.00
041-230-002	$31.88	$14.94	$138.00
041-230-003	$31.88	$14.94	$138.00
041-230-004	$31.88	$14.94	$138.00
041-230-005	$31.88	$14.94	$138.00
041-230-006	$31.88	$14.94	$138.00
041-230-007	$31.88	$14.94	$138.00
041-230-008	$31.88	$14.94	$138.00
041-230-009	$31.88	$14.94	$138.00
041-230-010	$31.88	$14.94	$138.00
041-230-011	$31.88	$14.94	$138.00
041-230-012	$31.88	$14.94	$138.00
041-230-013	$31.88	$14.94	$138.00
041-230-014	$31.88	$14.94	$138.00
041-230-015	$31.88	$14.94	$138.00
041-230-016	$31.88	$14.94	$138.00
041-230-017	$31.88	$14.94	$138.00
041-230-018	$31.88	$14.94	$138.00
041-230-019	$31.88	$14.94	$138.00
041-230-020	$31.88	$14.94	$138.00
041-230-021	$31.88	$14.94	$138.00
041-230-022	$31.88	$14.94	$138.00
041-230-023	$31.88	$14.94	$138.00
041-230-024	$31.88	$14.94	$138.00
041-230-025	$31.88	$14.94	$138.00
041-230-026	$31.88	$14.94	$138.00
041-230-027	$31.88	$14.94	$138.00
041-230-028	$31.88	$14.94	$138.00
041-230-029	$31.88	$14.94	$138.00
041-230-030	$31.88	$14.94	$138.00
041-230-031	$31.88	$14.94	$138.00
041-230-032	$31.88	$14.94	$138.00
041-230-033	$31.88	$14.94	$138.00
041-230-034	$31.88	$14.94	$138.00
041-230-035	$31.88	$14.94	$138.00
041-230-036	$31.88	$14.94	$138.00
041-230-037	$31.88	$14.94	$138.00
041-230-038	$31.88	$14.94	$138.00
041-230-039	$31.88	$14.94	$138.00
041-230-040	$31.88	$14.94	$138.00
041-230-041	$31.88	$14.94	$138.00
041-230-042	$31.88	$14.94	$138.00
041-230-043	$31.88	$14.94	$138.00
041-230-044	$31.88	$14.94	$138.00
041-230-045	$31.88	$14.94	$138.00
041-230-046	$31.88	$14.94	$138.00
041-230-047	$31.88	$14.94	$138.00
041-230-048	$31.88	$14.94	$138.00
041-230-049	$31.88	$14.94	$138.00
041-240-001	$31.88	$14.94	$138.00
041-240-002	$31.88	$14.94	$138.00
041-240-003	$31.88	$14.94	$138.00
041-240-004	$31.88	$14.94	$138.00
041-240-005	$31.88	$14.94	$138.00
041-240-006	$31.88	$14.94	$138.00
041-240-007	$31.88	$14.94	$138.00
041-240-008	$31.88	$14.94	$138.00
041-240-009	$31.88	$14.94	$138.00
041-240-010	$31.88	$14.94	$138.00
041-240-011	$31.88	$14.94	$138.00
041-240-012	$31.88	$14.94	$138.00
041-240-013	$31.88	$14.94	$138.00
041-240-014	$31.88	$14.94	$138.00
041-240-015	$31.88	$14.94	$138.00
041-240-016	$31.88	$14.94	$138.00
041-240-017	$31.88	$14.94	$138.00
041-240-018	$31.88	$14.94	$138.00
041-240-019	$31.88	$14.94	$138.00
041-240-020	$31.88	$14.94	$138.00
041-240-021	$31.88	$14.94	$138.00
041-240-022	$31.88	$14.94	$138.00
041-240-023	$31.88	$14.94	$138.00
041-240-024	$31.88	$14.94	$138.00
041-240-025	$31.88	$14.94	$138.00
041-240-026	$31.88	$14.94	$138.00
041-240-027	$31.88	$14.94	$138.00
041-240-028	$31.88	$14.94	$138.00
041-240-029	$31.88	$14.94	$138.00
041-240-030	$31.88	$14.94	$138.00
041-240-031	$31.88	$14.94	$138.00
041-240-032	$31.88	$14.94	$138.00
041-240-033	$31.88	$14.94	$138.00
041-240-034	$31.88	$14.94	$138.00
041-240-035	$31.88	$14.94	$138.00
041-240-036	$31.88	$14.94	$138.00
041-240-037	$31.88	$14.94	$138.00
041-240-038	$31.88	$14.94	$138.00
041-240-039	$31.88	$14.94	$138.00
041-240-040	$31.88	$14.94	$138.00
041-240-041	$31.88	$14.94	$138.00
041-240-042	$31.88	$14.94	$138.00
041-240-043	$31.88	$14.94	$138.00
041-250-001	$31.88	$14.94	$138.00
041-250-002	$31.88	$14.94	$138.00
041-250-003	$31.88	$14.94	$138.00
041-250-004	$31.88	$14.94	$138.00
041-250-005	$31.88	$14.94	$138.00
041-250-006	$31.88	$14.94	$138.00
041-250-007	$31.88	$14.94	$138.00
041-250-008	$31.88	$14.94	$138.00

CITY OF OAKLEY
STREET LIGHTING AND LANDSCAPE ASESSMENT DISTRICT
ZONES 1, 2, 3-15
FINAL ASSESSMENT ROLL
FISCAL YEAR 2025-26

Sorted by Zone & Assessor's Parcel Number

Assessor's Parcel Number	Park Amount	Street Light Amount	Landscape Amount
041-250-009	$31.88	$14.94	$138.00
041-250-010	$31.88	$14.94	$138.00
041-250-011	$31.88	$14.94	$138.00
041-250-012	$31.88	$14.94	$138.00
041-250-013	$31.88	$14.94	$138.00
041-250-014	$31.88	$14.94	$138.00
041-250-015	$31.88	$14.94	$138.00
041-250-016	$31.88	$14.94	$138.00
041-250-017	$31.88	$14.94	$138.00
041-250-018	$31.88	$14.94	$138.00
041-250-019	$31.88	$14.94	$138.00
041-250-020	$31.88	$14.94	$138.00
041-250-021	$31.88	$14.94	$138.00
041-250-022	$31.88	$14.94	$138.00
041-250-023	$31.88	$14.94	$138.00
041-250-024	$31.88	$14.94	$138.00
041-250-025	$31.88	$14.94	$138.00
041-250-026	$31.88	$14.94	$138.00
041-250-027	$31.88	$14.94	$138.00
041-250-028	$31.88	$14.94	$138.00
041-250-029	$31.88	$14.94	$138.00
041-250-030	$31.88	$14.94	$138.00
041-250-031	$31.88	$14.94	$138.00
041-250-032	$31.88	$14.94	$138.00
041-260-001	$31.88	$14.94	$138.00
041-260-002	$31.88	$14.94	$138.00
041-260-003	$31.88	$14.94	$138.00
041-260-004	$31.88	$14.94	$138.00
041-260-005	$31.88	$14.94	$138.00
041-260-006	$31.88	$14.94	$138.00
041-260-007	$31.88	$14.94	$138.00
041-260-008	$31.88	$14.94	$138.00
041-260-009	$31.88	$14.94	$138.00
041-260-010	$31.88	$14.94	$138.00
041-260-011	$31.88	$14.94	$138.00
041-260-012	$31.88	$14.94	$138.00
041-270-001	$377.72	$14.94	$138.00
041-270-002	$377.72	$14.94	$138.00
041-270-003	$377.72	$14.94	$138.00
041-270-004	$377.72	$14.94	$138.00
041-270-005	$377.72	$14.94	$138.00
041-270-006	$377.72	$14.94	$138.00
041-270-007	$377.72	$14.94	$138.00
041-270-008	$377.72	$14.94	$138.00
041-270-009	$377.72	$14.94	$138.00
041-270-010	$377.72	$14.94	$138.00
041-270-011	$377.72	$14.94	$138.00
041-270-012	$377.72	$14.94	$138.00
041-270-013	$377.72	$14.94	$138.00
041-270-014	$377.72	$14.94	$138.00
041-270-015	$377.72	$14.94	$138.00
041-270-016	$377.72	$14.94	$138.00
041-270-017	$377.72	$14.94	$138.00
041-270-018	$377.72	$14.94	$138.00
041-270-019	$377.72	$14.94	$138.00
041-270-020	$377.72	$14.94	$138.00
041-270-021	$377.72	$14.94	$138.00
041-270-022	$377.72	$14.94	$138.00
041-270-023	$377.72	$14.94	$138.00
041-270-024	$377.72	$14.94	$138.00
041-270-025	$377.72	$14.94	$138.00
041-270-026	$377.72	$14.94	$138.00
041-270-027	$377.72	$14.94	$138.00
041-270-028	$377.72	$14.94	$138.00
041-280-001	$377.72	$14.94	$138.00
041-280-002	$377.72	$14.94	$138.00
041-280-003	$377.72	$14.94	$138.00
041-280-004	$377.72	$14.94	$138.00
041-280-005	$377.72	$14.94	$138.00
041-280-006	$377.72	$14.94	$138.00
041-280-007	$377.72	$14.94	$138.00
041-280-008	$377.72	$14.94	$138.00
041-280-009	$377.72	$14.94	$138.00
041-280-010	$377.72	$14.94	$138.00
041-280-011	$377.72	$14.94	$138.00
041-280-012	$377.72	$14.94	$138.00
041-280-013	$377.72	$14.94	$138.00
041-280-014	$377.72	$14.94	$138.00
041-280-015	$377.72	$14.94	$138.00
041-280-016	$377.72	$14.94	$138.00
041-280-017	$377.72	$14.94	$138.00
041-280-018	$377.72	$14.94	$138.00
041-280-019	$377.72	$14.94	$138.00
041-280-020	$377.72	$14.94	$138.00
041-280-021	$377.72	$14.94	$138.00
041-280-022	$377.72	$14.94	$138.00
041-280-023	$377.72	$14.94	$138.00
041-280-024	$377.72	$14.94	$138.00
041-280-025	$377.72	$14.94	$138.00
041-280-026	$377.72	$14.94	$138.00
041-280-027	$377.72	$14.94	$138.00
041-280-028	$377.72	$14.94	$138.00
041-280-029	$377.72	$14.94	$138.00
041-280-030	$377.72	$14.94	$138.00
041-280-031	$377.72	$14.94	$138.00
041-280-032	$377.72	$14.94	$138.00
041-280-033	$377.72	$14.94	$138.00
041-280-034	$377.72	$14.94	$138.00
041-280-035	$377.72	$14.94	$138.00
041-280-036	$377.72	$14.94	$138.00
041-280-037	$377.72	$14.94	$138.00
041-280-038	$377.72	$14.94	$138.00
041-280-039	$377.72	$14.94	$138.00
041-280-040	$377.72	$14.94	$138.00
041-280-041	$377.72	$14.94	$138.00
041-280-042	$377.72	$14.94	$138.00
041-280-043	$377.72	$14.94	$138.00
041-280-044	$377.72	$14.94	$138.00
041-280-045	$377.72	$14.94	$138.00
041-280-046	$377.72	$14.94	$138.00
041-280-047	$377.72	$14.94	$138.00
041-280-048	$377.72	$14.94	$138.00
041-280-049	$377.72	$14.94	$138.00
041-280-050	$377.72	$14.94	$138.00
041-280-051	$377.72	$14.94	$138.00
041-280-052	$377.72	$14.94	$138.00
041-280-053	$377.72	$14.94	$138.00
041-280-054	$377.72	$14.94	$138.00
041-280-055	$377.72	$14.94	$138.00
041-280-056	$377.72	$14.94	$138.00
041-280-057	$377.72	$14.94	$138.00
041-280-058	$377.72	$14.94	$138.00
041-280-059	$377.72	$14.94	$138.00
041-280-060	$377.72	$14.94	$138.00
041-290-001	$377.72	$14.94	$138.00
041-290-002	$377.72	$14.94	$138.00
041-290-003	$377.72	$14.94	$138.00
041-290-004	$377.72	$14.94	$138.00
041-290-005	$377.72	$14.94	$138.00
041-290-006	$377.72	$14.94	$138.00
041-290-007	$377.72	$14.94	$138.00
041-290-008	$377.72	$14.94	$138.00
041-290-009	$377.72	$14.94	$138.00
041-290-010	$377.72	$14.94	$138.00
041-290-011	$377.72	$14.94	$138.00
041-290-012	$377.72	$14.94	$138.00
041-290-013	$377.72	$14.94	$138.00
041-290-014	$377.72	$14.94	$138.00
041-290-015	$377.72	$14.94	$138.00
041-290-016	$377.72	$14.94	$138.00
041-290-017	$377.72	$14.94	$138.00
041-290-018	$377.72	$14.94	$138.00
041-290-019	$377.72	$14.94	$138.00
041-290-020	$377.72	$14.94	$138.00
041-290-021	$377.72	$14.94	$138.00
041-290-022	$377.72	$14.94	$138.00
041-290-023	$377.72	$14.94	$138.00
041-290-024	$377.72	$14.94	$138.00
041-290-025	$377.72	$14.94	$138.00
041-290-026	$377.72	$14.94	$138.00
041-290-027	$377.72	$14.94	$138.00
041-290-028	$377.72	$14.94	$138.00
041-290-029	$377.72	$14.94	$138.00
041-290-030	$377.72	$14.94	$138.00
041-290-031	$377.72	$14.94	$138.00
041-290-032	$377.72	$14.94	$138.00
041-290-033	$377.72	$14.94	$138.00
041-290-034	$377.72	$14.94	$138.00
041-290-035	$377.72	$14.94	$138.00
041-290-036	$377.72	$14.94	$138.00
041-290-037	$377.72	$14.94	$138.00
041-290-038	$377.72	$14.94	$138.00
041-290-039	$377.72	$14.94	$138.00
041-290-040	$377.72	$14.94	$138.00
041-290-041	$377.72	$14.94	$138.00

CITY OF OAKLEY
STREET LIGHTING AND LANDSCAPE ASESSMENT DISTRICT
ZONES 1, 2, 3-15
FINAL ASSESSMENT ROLL
FISCAL YEAR 2025-26

Assessor's Parcel Number	Park Amount	Street Light Amount	Landscape Amount
041-290-042	$377.72	$14.94	$138.00
041-290-043	$377.72	$14.94	$138.00
041-290-044	$377.72	$14.94	$138.00
041-290-045	$377.72	$14.94	$138.00
041-290-046	$377.72	$14.94	$138.00
041-290-047	$377.72	$14.94	$138.00
041-290-048	$377.72	$14.94	$138.00
041-290-049	$377.72	$14.94	$138.00
041-290-050	$377.72	$14.94	$138.00
041-290-051	$377.72	$14.94	$138.00
041-290-052	$377.72	$14.94	$138.00
041-290-053	$377.72	$14.94	$138.00
041-290-054	$377.72	$14.94	$138.00
041-290-055	$377.72	$14.94	$138.00
041-290-056	$377.72	$14.94	$138.00
041-290-059	$377.72	$14.94	$138.00
041-290-060	$377.72	$14.94	$138.00
041-290-061	$377.72	$14.94	$138.00
041-290-062	$377.72	$14.94	$138.00
041-290-063	$377.72	$14.94	$138.00
041-290-064	$377.72	$14.94	$138.00
041-290-065	$377.72	$14.94	$138.00
041-290-066	$377.72	$14.94	$138.00
041-290-067	$377.72	$14.94	$138.00
041-290-068	$377.72	$14.94	$138.00
041-290-069	$377.72	$14.94	$138.00
041-300-001	$377.72	$14.94	$138.00
041-300-002	$377.72	$14.94	$138.00
041-300-003	$377.72	$14.94	$138.00
041-300-004	$377.72	$14.94	$138.00
041-300-005	$377.72	$14.94	$138.00
041-300-006	$377.72	$14.94	$138.00
041-300-007	$377.72	$14.94	$138.00
041-300-008	$377.72	$14.94	$138.00
041-300-009	$377.72	$14.94	$138.00
041-300-010	$377.72	$14.94	$138.00
041-300-011	$377.72	$14.94	$138.00
041-300-012	$377.72	$14.94	$138.00
041-300-013	$377.72	$14.94	$138.00
041-300-014	$377.72	$14.94	$138.00
041-300-015	$377.72	$14.94	$138.00
041-300-016	$377.72	$14.94	$138.00
041-300-017	$377.72	$14.94	$138.00
041-300-018	$377.72	$14.94	$138.00
041-300-022	$377.72	$14.94	$138.00
041-300-023	$377.72	$14.94	$138.00
041-300-024	$377.72	$14.94	$138.00
041-340-001	$377.72	$74.92	$138.00
041-340-002	$377.72	$74.92	$138.00
041-340-003	$377.72	$74.92	$138.00
041-340-004	$377.72	$74.92	$138.00
041-340-005	$377.72	$74.92	$138.00
041-340-006	$377.72	$74.92	$138.00
041-340-007	$377.72	$74.92	$138.00
041-340-008	$377.72	$74.92	$138.00
041-340-009	$377.72	$74.92	$138.00
041-340-010	$377.72	$74.92	$138.00
041-340-011	$377.72	$74.92	$138.00
041-340-012	$377.72	$74.92	$138.00
041-340-013	$377.72	$74.92	$138.00
041-340-014	$377.72	$74.92	$138.00
041-340-015	$377.72	$74.92	$138.00
041-340-016	$377.72	$74.92	$138.00
041-340-017	$377.72	$74.92	$138.00
041-340-018	$188.86	$37.46	$69.00
041-340-019	$188.86	$37.46	$69.00
	Sub-Total		**$249,932.64**

CITY OF OAKLEY
STREET LIGHTING AND LANDSCAPE ASESSMENT DISTRICT
ZONES 1, 2, 3-16
FINAL ASSESSMENT ROLL
FISCAL YEAR 2025-26

Assessor's Parcel Number	Park Amount	Street Light Amount	Landscape Amount
035-263-001	$31.88	$14.94	$110.00
035-263-002	$31.88	$14.94	$110.00
035-263-003	$31.88	$14.94	$110.00
035-263-004	$31.88	$14.94	$110.00
035-263-005	$31.88	$14.94	$110.00
035-263-006	$31.88	$14.94	$110.00
035-263-007	$31.88	$14.94	$110.00
035-263-008	$31.88	$14.94	$110.00
035-263-009	$31.88	$14.94	$110.00
035-263-010	$31.88	$14.94	$110.00
035-263-011	$31.88	$14.94	$110.00
035-263-012	$31.88	$14.94	$110.00
035-263-013	$31.88	$14.94	$110.00
035-263-014	$31.88	$14.94	$110.00
035-263-015	$31.88	$14.94	$110.00
035-263-016	$31.88	$14.94	$110.00
035-263-017	$31.88	$14.94	$110.00
035-263-018	$31.88	$14.94	$110.00
035-263-019	$31.88	$14.94	$110.00
035-263-020	$31.88	$14.94	$110.00
035-263-021	$31.88	$14.94	$110.00
035-263-022	$31.88	$14.94	$110.00
035-263-023	$31.88	$14.94	$110.00
035-263-024	$31.88	$14.94	$110.00
035-263-025	$31.88	$14.94	$110.00
035-263-026	$31.88	$14.94	$110.00
035-263-027	$31.88	$14.94	$110.00
035-263-028	$31.88	$14.94	$110.00
035-263-029	$31.88	$14.94	$110.00
035-263-030	$31.88	$14.94	$110.00
035-263-031	$31.88	$14.94	$110.00
035-263-032	$31.88	$14.94	$110.00
035-263-033	$31.88	$14.94	$110.00
035-263-034	$31.88	$14.94	$110.00
035-263-035	$31.88	$14.94	$110.00
035-263-036	$31.88	$14.94	$110.00
035-263-037	$31.88	$14.94	$110.00
035-263-038	$31.88	$14.94	$110.00
035-263-039	$31.88	$14.94	$110.00
035-263-040	$31.88	$14.94	$110.00
035-263-041	$31.88	$14.94	$110.00
035-263-042	$31.88	$14.94	$110.00
035-263-043	$31.88	$14.94	$110.00
035-263-044	$31.88	$14.94	$110.00
035-263-045	$31.88	$14.94	$110.00
035-263-046	$31.88	$14.94	$110.00
035-263-047	$31.88	$14.94	$110.00
035-263-048	$31.88	$14.94	$110.00
035-263-049	$31.88	$14.94	$110.00
035-263-050	$31.88	$14.94	$110.00
035-263-051	$31.88	$14.94	$110.00
035-263-052	$31.88	$14.94	$110.00
035-263-053	$31.88	$14.94	$110.00
035-263-054	$31.88	$14.94	$110.00
035-263-055	$31.88	$14.94	$110.00
035-263-056	$31.88	$14.94	$110.00
035-263-057	$31.88	$14.94	$110.00
035-263-058	$31.88	$14.94	$110.00
035-263-059	$31.88	$14.94	$110.00
035-263-060	$31.88	$14.94	$110.00
035-263-061	$31.88	$14.94	$110.00
035-263-062	$31.88	$14.94	$110.00
035-263-063	$31.88	$14.94	$110.00
035-263-064	$31.88	$14.94	$110.00
035-263-065	$31.88	$14.94	$110.00
035-263-066	$31.88	$14.94	$110.00
035-263-067	$31.88	$14.94	$110.00
035-263-068	$31.88	$14.94	$110.00
035-263-069	$31.88	$14.94	$110.00
035-263-070	$31.88	$14.94	$110.00
035-263-071	$31.88	$14.94	$110.00
035-263-072	$31.88	$14.94	$110.00
035-263-073	$31.88	$14.94	$110.00
035-263-074	$31.88	$14.94	$110.00
035-263-075	$31.88	$14.94	$110.00
035-263-076	$31.88	$14.94	$110.00
035-263-077	$31.88	$14.94	$110.00
035-263-078	$31.88	$14.94	$110.00
035-263-079	$31.88	$14.94	$110.00
035-263-080	$31.88	$14.94	$110.00
035-263-081	$31.88	$14.94	$110.00
	Sub-Total		**$12,702.42**

CITY OF OAKLEY
STREET LIGHTING AND LANDSCAPE ASESSMENT DISTRICT
ZONES 1, 2, 3-17
FINAL ASSESSMENT ROLL
FISCAL YEAR 2025-26

Sorted by Zone & Assessor's Parcel Number

Assessor's Parcel Number	Park Amount	Street Light Amount	Landscape Amount	Assessor's Parcel Number	Park Amount	Street Light Amount	Landscape Amount	Assessor's Parcel Number	Park Amount	Street Light Amount	Landscape Amount
033-360-001	$31.88	$14.94	$273.16	033-410-007	$31.88	$14.94	$273.16	033-420-001	$31.88	$14.94	$273.16
033-360-002	$31.88	$14.94	$273.16	033-410-008	$31.88	$14.94	$273.16	033-420-002	$31.88	$14.94	$273.16
033-360-003	$31.88	$14.94	$273.16	033-410-009	$31.88	$14.94	$273.16	033-420-003	$31.88	$14.94	$273.16
033-360-004	$31.88	$14.94	$273.16	033-410-010	$31.88	$14.94	$273.16	033-420-004	$31.88	$14.94	$273.16
033-360-005	$31.88	$14.94	$273.16	033-410-011	$31.88	$14.94	$273.16	033-420-005	$31.88	$14.94	$273.16
033-360-006	$31.88	$14.94	$273.16	033-410-012	$31.88	$14.94	$273.16	033-420-006	$31.88	$14.94	$273.16
033-360-007	$31.88	$14.94	$273.16	033-410-013	$31.88	$14.94	$273.16	033-420-007	$31.88	$14.94	$273.16
033-360-008	$31.88	$14.94	$273.16	033-410-014	$31.88	$14.94	$273.16	033-420-008	$31.88	$14.94	$273.16
033-360-009	$31.88	$14.94	$273.16	033-410-015	$31.88	$14.94	$273.16	033-420-009	$31.88	$14.94	$273.16
033-360-010	$31.88	$14.94	$273.16	033-410-016	$31.88	$14.94	$273.16	033-420-010	$31.88	$14.94	$273.16
033-360-011	$31.88	$14.94	$273.16	033-410-017	$31.88	$14.94	$273.16	033-420-011	$31.88	$14.94	$273.16
033-360-012	$31.88	$14.94	$273.16	033-410-018	$31.88	$14.94	$273.16	033-420-012	$31.88	$14.94	$273.16
033-360-013	$31.88	$14.94	$273.16	033-410-019	$31.88	$14.94	$273.16	033-420-013	$31.88	$14.94	$273.16
033-360-014	$31.88	$14.94	$273.16	033-410-020	$31.88	$14.94	$273.16	033-420-014	$31.88	$14.94	$273.16
033-360-015	$31.88	$14.94	$273.16	033-410-021	$31.88	$14.94	$273.16	033-420-015	$31.88	$14.94	$273.16
033-360-016	$31.88	$14.94	$273.16	033-410-022	$31.88	$14.94	$273.16	033-420-016	$31.88	$14.94	$273.16
033-360-017	$31.88	$14.94	$273.16	033-410-024	$31.88	$14.94	$273.16	033-420-017	$31.88	$14.94	$273.16
033-360-018	$31.88	$14.94	$273.16	033-410-025	$31.88	$14.94	$273.16	033-420-018	$31.88	$14.94	$273.16
033-360-019	$31.88	$14.94	$273.16	033-410-026	$31.88	$14.94	$273.16	033-420-019	$31.88	$14.94	$273.16
033-360-020	$31.88	$14.94	$273.16	033-410-027	$31.88	$14.94	$273.16	033-420-020	$31.88	$14.94	$273.16
033-360-021	$31.88	$14.94	$273.16	033-410-028	$31.88	$14.94	$273.16	033-420-021	$31.88	$14.94	$273.16
033-360-022	$31.88	$14.94	$273.16	033-410-029	$31.88	$14.94	$273.16	033-420-022	$31.88	$14.94	$273.16
033-360-023	$31.88	$14.94	$273.16	033-410-030	$31.88	$14.94	$273.16	033-420-023	$31.88	$14.94	$273.16
033-360-024	$31.88	$14.94	$273.16	033-410-031	$31.88	$14.94	$273.16	033-420-024	$31.88	$14.94	$273.16
033-360-025	$31.88	$14.94	$273.16	033-410-032	$31.88	$14.94	$273.16	033-420-025	$31.88	$14.94	$273.16
033-360-026	$31.88	$14.94	$273.16	033-410-033	$31.88	$14.94	$273.16	033-420-026	$31.88	$14.94	$273.16
033-360-027	$31.88	$14.94	$273.16	033-410-034	$31.88	$14.94	$273.16	033-420-027	$31.88	$14.94	$273.16
033-360-029	$31.88	$14.94	$273.16	033-410-035	$31.88	$14.94	$273.16	033-420-028	$31.88	$14.94	$273.16
033-360-030	$31.88	$14.94	$273.16	033-410-036	$31.88	$14.94	$273.16	033-420-029	$31.88	$14.94	$273.16
033-360-031	$31.88	$14.94	$273.16	033-410-037	$31.88	$14.94	$273.16	033-420-030	$31.88	$14.94	$273.16
033-360-032	$31.88	$14.94	$273.16	033-410-038	$31.88	$14.94	$273.16	033-420-031	$31.88	$14.94	$273.16
033-360-033	$31.88	$14.94	$273.16	033-410-039	$31.88	$14.94	$273.16	033-420-032	$31.88	$14.94	$273.16
033-360-034	$31.88	$14.94	$273.16	033-410-040	$31.88	$14.94	$273.16	033-420-033	$31.88	$14.94	$273.16
033-360-035	$31.88	$14.94	$273.16	033-410-042	$31.88	$14.94	$273.16	033-420-034	$31.88	$14.94	$273.16
033-360-036	$31.88	$14.94	$273.16	033-410-043	$31.88	$14.94	$273.16	033-420-035	$31.88	$14.94	$273.16
033-360-037	$31.88	$14.94	$273.16	033-410-044	$31.88	$14.94	$273.16	033-420-036	$31.88	$14.94	$273.16
033-360-038	$31.88	$14.94	$273.16	033-410-045	$31.88	$14.94	$273.16	033-420-037	$31.88	$14.94	$273.16
033-360-039	$31.88	$14.94	$273.16	033-410-046	$31.88	$14.94	$273.16	033-420-038	$31.88	$14.94	$273.16
033-360-040	$31.88	$14.94	$273.16	033-410-047	$31.88	$14.94	$273.16	033-420-039	$31.88	$14.94	$273.16
033-360-041	$31.88	$14.94	$273.16	033-410-048	$31.88	$14.94	$273.16	033-420-040	$31.88	$14.94	$273.16
033-360-042	$31.88	$14.94	$273.16	033-410-049	$31.88	$14.94	$273.16	033-420-041	$31.88	$14.94	$273.16
033-360-043	$31.88	$14.94	$273.16	033-410-050	$31.88	$14.94	$273.16	033-420-042	$31.88	$14.94	$273.16
033-360-044	$31.88	$14.94	$273.16	033-410-051	$31.88	$14.94	$273.16	033-420-043	$31.88	$14.94	$273.16
033-360-045	$31.88	$14.94	$273.16	033-410-052	$31.88	$14.94	$273.16	033-420-044	$31.88	$14.94	$273.16
033-360-046	$31.88	$14.94	$273.16	033-410-054	$31.88	$14.94	$273.16	033-420-045	$31.88	$14.94	$273.16
033-360-047	$31.88	$14.94	$273.16	033-410-055	$31.88	$14.94	$273.16	033-420-046	$31.88	$14.94	$273.16
033-360-048	$31.88	$14.94	$273.16	033-410-056	$31.88	$14.94	$273.16	033-420-048	$31.88	$14.94	$273.16
033-360-049	$31.88	$14.94	$273.16	033-410-057	$31.88	$14.94	$273.16	033-420-049	$31.88	$14.94	$273.16
033-360-050	$31.88	$14.94	$273.16	033-410-058	$31.88	$14.94	$273.16	033-420-050	$31.88	$14.94	$273.16
033-410-001	$31.88	$14.94	$273.16	033-410-059	$31.88	$14.94	$273.16	033-420-051	$31.88	$14.94	$273.16
033-410-002	$31.88	$14.94	$273.16	033-410-060	$31.88	$14.94	$273.16	033-420-052	$31.88	$14.94	$273.16
033-410-003	$31.88	$14.94	$273.16	033-410-061	$31.88	$14.94	$273.16	033-420-053	$31.88	$14.94	$273.16
033-410-004	$31.88	$14.94	$273.16	033-410-062	$31.88	$14.94	$273.16	033-420-054	$31.88	$14.94	$273.16
033-410-005	$31.88	$14.94	$273.16	033-410-063	$31.88	$14.94	$273.16	033-420-055	$31.88	$14.94	$273.16
033-410-006	$31.88	$14.94	$273.16	033-410-064	$31.88	$14.94	$273.16	033-420-056	$31.88	$14.94	$273.16

CITY OF OAKLEY
STREET LIGHTING AND LANDSCAPE ASESSMENT DISTRICT
ZONES 1, 2, 3-17
FINAL ASSESSMENT ROLL
FISCAL YEAR 2025-26

Sorted by Zone & Assessor's Parcel Number

Assessor's Parcel Number	Park Amount	Street Light Amount	Landscape Amount
033-420-057	$31.88	$14.94	$273.16
033-420-058	$31.88	$14.94	$273.16
033-420-059	$31.88	$14.94	$273.16
033-420-060	$31.88	$14.94	$273.16
033-420-062	$31.88	$14.94	$273.16
033-420-063	$31.88	$14.94	$273.16
033-420-064	$31.88	$14.94	$273.16
033-420-065	$31.88	$14.94	$273.16
033-420-066	$31.88	$14.94	$273.16
033-420-067	$31.88	$14.94	$273.16
033-420-068	$31.88	$14.94	$273.16
033-420-069	$31.88	$14.94	$273.16
033-420-070	$31.88	$14.94	$273.16
033-420-071	$31.88	$14.94	$273.16
033-420-072	$31.88	$14.94	$273.16
033-420-073	$31.88	$14.94	$273.16
033-420-074	$31.88	$14.94	$273.16
033-420-075	$31.88	$14.94	$273.16
033-420-076	$31.88	$14.94	$273.16
033-420-077	$31.88	$14.94	$273.16
033-420-078	$31.88	$14.94	$273.16
033-420-079	$31.88	$14.94	$273.16
033-420-080	$31.88	$14.94	$273.16
033-420-081	$31.88	$14.94	$273.16
033-420-082	$31.88	$14.94	$273.16
033-420-083	$31.88	$14.94	$273.16
033-420-084	$31.88	$14.94	$273.16
033-420-085	$31.88	$14.94	$273.16
033-420-086	$31.88	$14.94	$273.16
033-420-087	$31.88	$14.94	$273.16
033-420-088	$31.88	$14.94	$273.16
033-420-089	$31.88	$14.94	$273.16
033-420-090	$31.88	$14.94	$273.16
033-420-091	$31.88	$14.94	$273.16
033-420-092	$31.88	$14.94	$273.16
033-420-093	$31.88	$14.94	$273.16
033-420-094	$31.88	$14.94	$273.16
033-420-096	$31.88	$14.94	$273.16
034-270-007	$31.88	$14.94	$273.16
034-270-008	$31.88	$14.94	$273.16
034-270-013	$31.88	$14.94	$273.16
034-270-014	$31.88	$14.94	$273.16
034-270-015	$31.88	$14.94	$273.16
034-270-035	$31.88	$14.94	$273.16
034-270-038	$31.88	$14.94	$273.16
034-270-039	$31.88	$14.94	$273.16
034-270-040	$31.88	$14.94	$273.16
034-270-041	$31.88	$14.94	$273.16
034-270-046	$31.88	$14.94	$273.16
034-270-047	$31.88	$14.94	$273.16
034-270-048	$31.88	$14.94	$273.16
034-270-049	$31.88	$14.94	$273.16
034-270-050	$31.88	$14.94	$273.16
034-270-051	$31.88	$14.94	$273.16
034-270-052	$31.88	$14.94	$273.16
034-270-053	$31.88	$14.94	$273.16
034-270-054	$31.88	$14.94	$273.16
034-270-055	$31.88	$14.94	$273.16
034-270-056	$31.88	$14.94	$273.16
034-270-057	$31.88	$14.94	$273.16
034-270-058	$31.88	$14.94	$273.16
034-270-059	$31.88	$14.94	$273.16
034-270-060	$31.88	$14.94	$273.16
034-270-061	$31.88	$14.94	$273.16
034-270-062	$31.88	$14.94	$273.16
034-270-063	$31.88	$14.94	$273.16
034-270-064	$31.88	$14.94	$273.16
034-270-065	$31.88	$14.94	$273.16
034-270-066	$31.88	$14.94	$273.16
034-270-067	$31.88	$14.94	$273.16
034-270-068	$31.88	$14.94	$273.16
034-270-069	$31.88	$14.94	$273.16
034-270-070	$31.88	$14.94	$273.16
034-270-071	$31.88	$14.94	$273.16
034-270-072	$31.88	$14.94	$273.16
034-270-073	$31.88	$14.94	$273.16
034-270-074	$31.88	$14.94	$273.16
034-270-075	$31.88	$14.94	$273.16
034-270-076	$31.88	$14.94	$273.16
034-270-077	$31.88	$14.94	$273.16
034-270-079	$31.88	$14.94	$273.16
034-270-080	$31.88	$14.94	$273.16
034-270-081	$31.88	$14.94	$273.16
034-270-082	$31.88	$14.94	$273.16
034-270-083	$31.88	$14.94	$273.16
034-280-001	$31.88	$14.94	$273.16
034-280-002	$31.88	$14.94	$273.16
034-280-003	$31.88	$14.94	$273.16
034-280-004	$31.88	$14.94	$273.16
034-280-005	$31.88	$14.94	$273.16
034-280-006	$31.88	$14.94	$273.16
034-280-007	$31.88	$14.94	$273.16
034-280-008	$31.88	$14.94	$273.16
034-280-009	$31.88	$14.94	$273.16
034-280-010	$31.88	$14.94	$273.16
034-280-011	$31.88	$14.94	$273.16
034-280-012	$31.88	$14.94	$273.16
034-280-013	$31.88	$14.94	$273.16
034-280-014	$31.88	$14.94	$273.16
034-280-015	$31.88	$14.94	$273.16
034-280-016	$31.88	$14.94	$273.16
034-280-017	$31.88	$14.94	$273.16
034-280-018	$31.88	$14.94	$273.16
034-280-019	$31.88	$14.94	$273.16
034-280-020	$31.88	$14.94	$273.16
034-280-023	$31.88	$14.94	$273.16
034-280-024	$31.88	$14.94	$273.16
034-280-025	$31.88	$14.94	$273.16
034-280-026	$31.88	$14.94	$273.16
034-280-027	$31.88	$14.94	$273.16
034-280-028	$31.88	$14.94	$273.16
034-280-031	$31.88	$14.94	$273.16
034-280-032	$31.88	$14.94	$273.16
034-280-033	$31.88	$14.94	$273.16
034-280-039	$31.88	$14.94	$273.16
034-280-040	$31.88	$14.94	$273.16
034-280-041	$31.88	$14.94	$273.16
034-280-042	$31.88	$14.94	$273.16
034-280-043	$31.88	$14.94	$273.16
034-280-044	$31.88	$14.94	$273.16
034-280-048	$31.88	$14.94	$273.16
034-280-049	$31.88	$14.94	$273.16
034-280-050	$31.88	$14.94	$273.16
034-280-056	$31.88	$14.94	$273.16
034-280-057	$31.88	$14.94	$273.16
034-280-058	$31.88	$14.94	$273.16
034-280-059	$31.88	$14.94	$273.16
034-280-060	$31.88	$14.94	$273.16
034-280-061	$31.88	$14.94	$273.16
034-280-062	$31.88	$14.94	$273.16
034-280-063	$31.88	$14.94	$273.16
034-280-064	$31.88	$14.94	$273.16
034-280-065	$31.88	$14.94	$273.16
034-280-066	$31.88	$14.94	$273.16
034-280-067	$31.88	$14.94	$273.16
034-280-068	$31.88	$14.94	$273.16
034-280-073	$31.88	$14.94	$273.16
034-280-074	$31.88	$14.94	$273.16
034-280-075	$31.88	$14.94	$273.16
034-280-076	$31.88	$14.94	$273.16
034-280-077	$31.88	$14.94	$273.16
034-280-078	$31.88	$14.94	$273.16
034-280-079	$31.88	$14.94	$273.16
034-280-080	$31.88	$14.94	$273.16
034-280-081	$31.88	$14.94	$273.16
034-280-082	$31.88	$14.94	$273.16
034-280-083	$31.88	$14.94	$273.16
034-280-084	$31.88	$14.94	$273.16
034-280-085	$31.88	$14.94	$273.16
034-280-086	$31.88	$14.94	$273.16
034-280-087	$31.88	$14.94	$273.16
034-280-088	$31.88	$14.94	$273.16
034-280-089	$31.88	$14.94	$273.16
034-280-090	$31.88	$14.94	$273.16
034-280-091	$31.88	$14.94	$273.16
034-280-092	$31.88	$14.94	$273.16
Sub-Total			**$102,713.58**

CITY OF OAKLEY
STREET LIGHTING AND LANDSCAPE ASESSMENT DISTRICT
ZONES 1, 2, 3-18
FINAL ASSESSMENT ROLL
FISCAL YEAR 2025-26

Sorted by Zone & Assessor's Parcel Number

Assessor's Parcel Number	Park Amount	Street Light Amount	Landscape Amount
034-300-001	$31.88	$14.94	$180.00
034-300-002	$31.88	$14.94	$180.00
034-300-003	$31.88	$14.94	$180.00
034-300-004	$31.88	$14.94	$180.00
034-300-005	$31.88	$14.94	$180.00
034-300-006	$31.88	$14.94	$180.00
034-300-007	$31.88	$14.94	$180.00
034-300-008	$31.88	$14.94	$180.00
034-300-009	$31.88	$14.94	$180.00
034-300-010	$31.88	$14.94	$180.00
034-300-011	$31.88	$14.94	$180.00
034-300-012	$31.88	$14.94	$180.00
034-300-013	$31.88	$14.94	$180.00
034-300-014	$31.88	$14.94	$180.00
034-300-015	$31.88	$14.94	$180.00
034-300-016	$31.88	$14.94	$180.00
034-300-017	$31.88	$14.94	$180.00
034-300-018	$31.88	$14.94	$180.00
034-300-019	$31.88	$14.94	$180.00
034-300-020	$31.88	$14.94	$180.00
034-300-021	$31.88	$14.94	$180.00
034-300-022	$31.88	$14.94	$180.00
034-300-023	$31.88	$14.94	$180.00
034-300-024	$31.88	$14.94	$180.00
034-300-025	$31.88	$14.94	$180.00
034-300-026	$31.88	$14.94	$180.00
034-300-027	$31.88	$14.94	$180.00
034-300-030	$31.88	$14.94	$180.00
034-300-031	$31.88	$14.94	$180.00
034-300-032	$31.88	$14.94	$180.00
034-300-033	$31.88	$14.94	$180.00
034-300-034	$31.88	$14.94	$180.00
034-300-035	$31.88	$14.94	$180.00
034-300-036	$31.88	$14.94	$180.00
034-300-037	$31.88	$14.94	$180.00
034-300-038	$31.88	$14.94	$180.00
034-300-039	$31.88	$14.94	$180.00
034-300-040	$31.88	$14.94	$180.00
034-300-041	$31.88	$14.94	$180.00
034-300-042	$31.88	$14.94	$180.00
034-300-043	$31.88	$14.94	$180.00
034-300-044	$31.88	$14.94	$180.00
034-300-045	$31.88	$14.94	$180.00
034-300-046	$31.88	$14.94	$180.00
034-300-047	$31.88	$14.94	$180.00
034-300-048	$31.88	$14.94	$180.00
034-300-049	$31.88	$14.94	$180.00
034-300-053	$31.88	$14.94	$180.00
034-300-054	$31.88	$14.94	$180.00
034-300-055	$31.88	$14.94	$180.00
034-300-056	$31.88	$14.94	$180.00
034-300-057	$31.88	$14.94	$180.00
034-300-058	$31.88	$14.94	$180.00
034-300-059	$31.88	$14.94	$180.00
034-300-060	$31.88	$14.94	$180.00
034-300-061	$31.88	$14.94	$180.00
034-300-062	$31.88	$14.94	$180.00
034-300-063	$31.88	$14.94	$180.00
034-300-064	$31.88	$14.94	$180.00
034-300-065	$31.88	$14.94	$180.00
034-300-066	$31.88	$14.94	$180.00
034-300-067	$31.88	$14.94	$180.00
034-300-068	$31.88	$14.94	$180.00
034-300-069	$31.88	$14.94	$180.00
034-300-070	$31.88	$14.94	$180.00
034-300-071	$31.88	$14.94	$180.00
034-300-072	$31.88	$14.94	$180.00
034-300-073	$31.88	$14.94	$180.00
034-300-074	$31.88	$14.94	$180.00
034-300-075	$31.88	$14.94	$180.00
034-300-076	$31.88	$14.94	$180.00
034-300-077	$31.88	$14.94	$180.00
034-300-078	$31.88	$14.94	$180.00
034-300-079	$31.88	$14.94	$180.00
034-300-080	$31.88	$14.94	$180.00
034-300-081	$31.88	$14.94	$180.00
034-300-082	$31.88	$14.94	$180.00
034-300-083	$31.88	$14.94	$180.00
034-300-084	$31.88	$14.94	$180.00
034-300-085	$31.88	$14.94	$180.00
034-300-086	$31.88	$14.94	$180.00
034-300-087	$31.88	$14.94	$180.00
034-300-088	$31.88	$14.94	$180.00
034-300-089	$31.88	$14.94	$180.00
034-300-090	$31.88	$14.94	$180.00
034-300-091	$31.88	$14.94	$180.00
034-300-092	$31.88	$14.94	$180.00
034-300-093	$31.88	$14.94	$180.00
034-370-001	$31.88	$14.94	$180.00
034-370-002	$31.88	$14.94	$180.00
034-370-003	$31.88	$14.94	$180.00
034-370-004	$31.88	$14.94	$180.00
034-370-005	$31.88	$14.94	$180.00
034-370-006	$31.88	$14.94	$180.00
034-370-007	$31.88	$14.94	$180.00
034-370-008	$31.88	$14.94	$180.00
034-370-009	$31.88	$14.94	$180.00
034-370-010	$31.88	$14.94	$180.00
034-370-011	$31.88	$14.94	$180.00
034-370-012	$31.88	$14.94	$180.00
034-370-013	$31.88	$14.94	$180.00
034-370-014	$31.88	$14.94	$180.00
034-370-015	$31.88	$14.94	$180.00
034-370-016	$31.88	$14.94	$180.00
034-370-017	$31.88	$14.94	$180.00
034-370-018	$31.88	$14.94	$180.00
034-370-019	$31.88	$14.94	$180.00
034-370-020	$31.88	$14.94	$180.00
034-370-021	$31.88	$14.94	$180.00
034-370-022	$31.88	$14.94	$180.00
034-370-023	$31.88	$14.94	$180.00
034-370-024	$31.88	$14.94	$180.00
034-370-025	$31.88	$14.94	$180.00
034-370-026	$31.88	$14.94	$180.00
034-370-027	$31.88	$14.94	$180.00
034-370-028	$31.88	$14.94	$180.00
034-370-029	$31.88	$14.94	$180.00
034-370-030	$31.88	$14.94	$180.00
034-370-031	$31.88	$14.94	$180.00
034-370-032	$31.88	$14.94	$180.00
034-370-033	$31.88	$14.94	$180.00
034-370-034	$31.88	$14.94	$180.00
034-370-035	$31.88	$14.94	$180.00
034-370-036	$31.88	$14.94	$180.00
034-370-037	$31.88	$14.94	$180.00
034-370-038	$31.88	$14.94	$180.00
034-370-039	$31.88	$14.94	$180.00
034-370-040	$31.88	$14.94	$180.00
034-370-041	$31.88	$14.94	$180.00
034-370-042	$31.88	$14.94	$180.00
	Sub-Total		**$29,486.60**

CITY OF OAKLEY
STREET LIGHTING AND LANDSCAPE ASESSMENT DISTRICT
ZONES 1, 2, 3-19
FINAL ASSESSMENT ROLL
FISCAL YEAR 2025-26

Sorted by Zone & Assessor's Parcel Number

Assessor's Parcel Number	Park Amount	Street Light Amount	Landscape Amount
034-310-001	$31.88	$14.94	$200.00
034-310-002	$31.88	$14.94	$200.00
034-310-003	$31.88	$14.94	$200.00
034-310-004	$31.88	$14.94	$200.00
034-310-005	$31.88	$14.94	$200.00
034-310-006	$31.88	$14.94	$200.00
034-310-007	$31.88	$14.94	$200.00
034-310-008	$31.88	$14.94	$200.00
034-310-009	$31.88	$14.94	$200.00
034-310-010	$31.88	$14.94	$200.00
034-310-011	$31.88	$14.94	$200.00
034-310-012	$31.88	$14.94	$200.00
034-310-013	$31.88	$14.94	$200.00
034-310-014	$31.88	$14.94	$200.00
034-310-015	$31.88	$14.94	$200.00
034-310-016	$31.88	$14.94	$200.00
034-310-017	$31.88	$14.94	$200.00
034-310-018	$31.88	$14.94	$200.00
034-310-019	$31.88	$14.94	$200.00
034-310-020	$31.88	$14.94	$200.00
034-310-021	$31.88	$14.94	$200.00
034-310-022	$31.88	$14.94	$200.00
034-310-023	$31.88	$14.94	$200.00
034-310-024	$31.88	$14.94	$200.00
034-320-001	$31.88	$14.94	$200.00
034-320-002	$31.88	$14.94	$200.00
034-320-003	$31.88	$14.94	$200.00
034-320-004	$31.88	$14.94	$200.00
034-320-005	$31.88	$14.94	$200.00
034-320-006	$31.88	$14.94	$200.00
034-320-007	$31.88	$14.94	$200.00
034-320-008	$31.88	$14.94	$200.00
034-320-009	$31.88	$14.94	$200.00
034-320-010	$31.88	$14.94	$200.00
034-320-011	$31.88	$14.94	$200.00
034-320-012	$31.88	$14.94	$200.00
034-320-013	$31.88	$14.94	$200.00
034-320-014	$31.88	$14.94	$200.00
034-320-015	$31.88	$14.94	$200.00
034-320-016	$31.88	$14.94	$200.00
034-320-017	$31.88	$14.94	$200.00
034-320-018	$31.88	$14.94	$200.00
034-320-019	$31.88	$14.94	$200.00
034-320-020	$31.88	$14.94	$200.00
034-320-021	$31.88	$14.94	$200.00
034-320-022	$31.88	$14.94	$200.00
034-320-023	$31.88	$14.94	$200.00
034-320-024	$31.88	$14.94	$200.00
034-320-025	$31.88	$14.94	$200.00
034-320-026	$31.88	$14.94	$200.00
034-320-027	$31.88	$14.94	$200.00
034-320-028	$31.88	$14.94	$200.00
034-320-029	$31.88	$14.94	$200.00
034-320-030	$31.88	$14.94	$200.00
034-320-031	$31.88	$14.94	$200.00
034-320-032	$31.88	$14.94	$200.00
034-320-033	$31.88	$14.94	$200.00
034-320-034	$31.88	$14.94	$200.00
034-320-035	$31.88	$14.94	$200.00
034-320-036	$31.88	$14.94	$200.00
034-320-037	$31.88	$14.94	$200.00
034-320-038	$31.88	$14.94	$200.00
034-320-039	$31.88	$14.94	$200.00
034-320-040	$31.88	$14.94	$200.00
034-320-041	$31.88	$14.94	$200.00
034-320-042	$31.88	$14.94	$200.00
034-320-043	$31.88	$14.94	$200.00
034-320-044	$31.88	$14.94	$200.00
034-320-045	$31.88	$14.94	$200.00
034-320-046	$31.88	$14.94	$200.00
034-320-047	$31.88	$14.94	$200.00
034-320-048	$31.88	$14.94	$200.00
034-320-049	$31.88	$14.94	$200.00
034-320-050	$31.88	$14.94	$200.00
034-330-001	$31.88	$14.94	$200.00
034-330-002	$31.88	$14.94	$200.00
034-330-003	$31.88	$14.94	$200.00
034-330-004	$31.88	$14.94	$200.00
034-330-005	$31.88	$14.94	$200.00
034-330-006	$31.88	$14.94	$200.00
034-330-007	$31.88	$14.94	$200.00
034-330-008	$31.88	$14.94	$200.00
034-330-009	$31.88	$14.94	$200.00
034-330-010	$31.88	$14.94	$200.00
034-330-011	$31.88	$14.94	$200.00
034-330-012	$31.88	$14.94	$200.00
034-330-013	$31.88	$14.94	$200.00
034-330-014	$31.88	$14.94	$200.00
034-330-015	$31.88	$14.94	$200.00
034-330-016	$31.88	$14.94	$200.00
034-330-017	$31.88	$14.94	$200.00
034-330-018	$31.88	$14.94	$200.00
034-330-019	$31.88	$14.94	$200.00
034-330-020	$31.88	$14.94	$200.00
034-330-021	$31.88	$14.94	$200.00
034-330-022	$31.88	$14.94	$200.00
034-330-023	$31.88	$14.94	$200.00
034-330-024	$31.88	$14.94	$200.00
034-330-025	$31.88	$14.94	$200.00
034-330-026	$31.88	$14.94	$200.00
034-330-027	$31.88	$14.94	$200.00
034-330-028	$31.88	$14.94	$200.00
034-330-029	$31.88	$14.94	$200.00
034-330-030	$31.88	$14.94	$200.00
034-330-031	$31.88	$14.94	$200.00
034-330-032	$31.88	$14.94	$200.00
034-330-033	$31.88	$14.94	$200.00
034-330-034	$31.88	$14.94	$200.00
034-330-035	$31.88	$14.94	$200.00
034-330-036	$31.88	$14.94	$200.00
034-330-037	$31.88	$14.94	$200.00
034-330-038	$31.88	$14.94	$200.00
034-330-039	$31.88	$14.94	$200.00
034-330-040	$31.88	$14.94	$200.00
034-330-041	$31.88	$14.94	$200.00
034-330-042	$31.88	$14.94	$200.00
034-330-043	$31.88	$14.94	$200.00
034-330-044	$31.88	$14.94	$200.00
034-330-045	$31.88	$14.94	$200.00
034-330-046	$31.88	$14.94	$200.00
034-330-047	$31.88	$14.94	$200.00
034-330-048	$31.88	$14.94	$200.00
034-330-049	$31.88	$14.94	$200.00
034-330-050	$31.88	$14.94	$200.00
034-330-051	$31.88	$14.94	$200.00
034-330-052	$31.88	$14.94	$200.00
034-330-053	$31.88	$14.94	$200.00
034-330-054	$31.88	$14.94	$200.00
034-330-055	$31.88	$14.94	$200.00
034-330-056	$31.88	$14.94	$200.00
034-330-057	$31.88	$14.94	$200.00
034-330-058	$31.88	$14.94	$200.00
034-330-059	$31.88	$14.94	$200.00
034-330-060	$31.88	$14.94	$200.00
034-330-061	$31.88	$14.94	$200.00
034-330-062	$31.88	$14.94	$200.00
034-330-063	$31.88	$14.94	$200.00
034-330-064	$31.88	$14.94	$200.00
034-330-065	$31.88	$14.94	$200.00
034-330-066	$31.88	$14.94	$200.00
034-330-067	$31.88	$14.94	$200.00
034-330-068	$31.88	$14.94	$200.00
034-330-069	$31.88	$14.94	$200.00
034-330-070	$31.88	$14.94	$200.00
034-330-071	$31.88	$14.94	$200.00
034-330-072	$31.88	$14.94	$200.00
034-330-073	$31.88	$14.94	$200.00
034-330-074	$31.88	$14.94	$200.00
034-330-075	$31.88	$14.94	$200.00
034-330-076	$31.88	$14.94	$200.00
034-330-077	$31.88	$14.94	$200.00
034-330-078	$31.88	$14.94	$200.00
034-330-079	$31.88	$14.94	$200.00
034-330-080	$31.88	$14.94	$200.00
034-330-081	$31.88	$14.94	$200.00
034-340-001	$31.88	$14.94	$200.00
034-340-002	$31.88	$14.94	$200.00
034-340-003	$31.88	$14.94	$200.00
034-340-004	$31.88	$14.94	$200.00
034-340-005	$31.88	$14.94	$200.00
034-340-006	$31.88	$14.94	$200.00
034-340-007	$31.88	$14.94	$200.00
034-340-008	$31.88	$14.94	$200.00
034-340-009	$31.88	$14.94	$200.00
034-340-010	$31.88	$14.94	$200.00

CITY OF OAKLEY
STREET LIGHTING AND LANDSCAPE ASESSMENT DISTRICT
ZONES 1, 2, 3-19
FINAL ASSESSMENT ROLL
FISCAL YEAR 2025-26

Sorted by Zone & Assessor's Parcel Number

Assessor's Parcel Number	Park Amount	Street Light Amount	Landscape Amount
034-340-011	$31.88	$14.94	$200.00
034-340-012	$31.88	$14.94	$200.00
034-340-013	$31.88	$14.94	$200.00
034-340-014	$31.88	$14.94	$200.00
034-340-015	$31.88	$14.94	$200.00
034-340-016	$31.88	$14.94	$200.00
034-340-017	$31.88	$14.94	$200.00
034-340-018	$31.88	$14.94	$200.00
034-340-019	$31.88	$14.94	$200.00
034-340-020	$31.88	$14.94	$200.00
034-340-021	$31.88	$14.94	$200.00
034-340-022	$31.88	$14.94	$200.00
034-340-023	$31.88	$14.94	$200.00
034-340-024	$31.88	$14.94	$200.00
034-340-025	$31.88	$14.94	$200.00
034-340-026	$31.88	$14.94	$200.00
034-340-027	$31.88	$14.94	$200.00
034-340-028	$31.88	$14.94	$200.00
034-340-029	$31.88	$14.94	$200.00
034-340-031	$31.88	$14.94	$200.00
034-340-032	$31.88	$14.94	$200.00
034-340-033	$31.88	$14.94	$200.00
034-340-034	$31.88	$14.94	$200.00
034-340-035	$31.88	$14.94	$200.00
034-340-036	$31.88	$14.94	$200.00
034-340-037	$31.88	$14.94	$200.00
034-340-038	$31.88	$14.94	$200.00
034-340-039	$31.88	$14.94	$200.00
034-350-001	$31.88	$14.94	$200.00
034-350-002	$31.88	$14.94	$200.00
034-350-003	$31.88	$14.94	$200.00
034-350-004	$31.88	$14.94	$200.00
034-350-005	$31.88	$14.94	$200.00
034-350-006	$31.88	$14.94	$200.00
034-350-007	$31.88	$14.94	$200.00
034-350-008	$31.88	$14.94	$200.00
034-350-009	$31.88	$14.94	$200.00
034-350-010	$31.88	$14.94	$200.00
034-350-011	$31.88	$14.94	$200.00
034-350-012	$31.88	$14.94	$200.00
034-350-013	$31.88	$14.94	$200.00
034-350-014	$31.88	$14.94	$200.00
034-350-015	$31.88	$14.94	$200.00
034-350-016	$31.88	$14.94	$200.00
034-350-017	$31.88	$14.94	$200.00
034-350-018	$31.88	$14.94	$200.00
034-350-019	$31.88	$14.94	$200.00
034-350-020	$31.88	$14.94	$200.00
034-350-021	$31.88	$14.94	$200.00
034-350-022	$31.88	$14.94	$200.00
034-350-023	$31.88	$14.94	$200.00
034-350-024	$31.88	$14.94	$200.00
034-350-025	$31.88	$14.94	$200.00
034-350-026	$31.88	$14.94	$200.00
034-350-027	$31.88	$14.94	$200.00
034-350-028	$31.88	$14.94	$200.00
034-350-029	$31.88	$14.94	$200.00
034-350-030	$31.88	$14.94	$200.00
034-350-031	$31.88	$14.94	$200.00
034-350-032	$31.88	$14.94	$200.00
034-350-033	$31.88	$14.94	$200.00
034-350-034	$31.88	$14.94	$200.00
034-350-035	$31.88	$14.94	$200.00
034-350-036	$31.88	$14.94	$200.00
034-350-037	$31.88	$14.94	$200.00
034-350-038	$31.88	$14.94	$200.00
034-350-040	$31.88	$14.94	$200.00
034-350-041	$31.88	$14.94	$200.00
034-350-042	$31.88	$14.94	$200.00
034-350-043	$31.88	$14.94	$200.00
034-350-044	$31.88	$14.94	$200.00
034-350-045	$31.88	$14.94	$200.00
034-360-001	$31.88	$14.94	$200.00
034-360-002	$31.88	$14.94	$200.00
034-360-003	$31.88	$14.94	$200.00
034-360-004	$31.88	$14.94	$200.00
034-360-005	$31.88	$14.94	$200.00
034-360-006	$31.88	$14.94	$200.00
034-360-007	$31.88	$14.94	$200.00
034-360-008	$31.88	$14.94	$200.00
034-360-009	$31.88	$14.94	$200.00
034-360-010	$31.88	$14.94	$200.00
034-360-011	$31.88	$14.94	$200.00
034-360-012	$31.88	$14.94	$200.00
034-360-013	$31.88	$14.94	$200.00
034-360-014	$31.88	$14.94	$200.00
034-360-015	$31.88	$14.94	$200.00
034-360-016	$31.88	$14.94	$200.00
034-360-017	$31.88	$14.94	$200.00
034-360-018	$31.88	$14.94	$200.00
034-360-019	$31.88	$14.94	$200.00
034-360-020	$31.88	$14.94	$200.00
034-360-021	$31.88	$14.94	$200.00
034-360-022	$31.88	$14.94	$200.00
034-360-023	$31.88	$14.94	$200.00
034-360-024	$31.88	$14.94	$200.00
034-360-025	$31.88	$14.94	$200.00
034-360-026	$31.88	$14.94	$200.00
034-360-027	$31.88	$14.94	$200.00
034-360-028	$31.88	$14.94	$200.00
034-360-029	$31.88	$14.94	$200.00
034-360-030	$31.88	$14.94	$200.00
034-360-031	$31.88	$14.94	$200.00
034-360-032	$31.88	$14.94	$200.00
034-360-033	$31.88	$14.94	$200.00
034-360-034	$31.88	$14.94	$200.00
034-360-035	$31.88	$14.94	$200.00
034-360-036	$31.88	$14.94	$200.00
034-360-037	$31.88	$14.94	$200.00
034-360-038	$31.88	$14.94	$200.00
034-360-039	$31.88	$14.94	$200.00
034-360-040	$31.88	$14.94	$200.00
034-360-041	$31.88	$14.94	$200.00
034-360-042	$31.88	$14.94	$200.00
034-360-043	$31.88	$14.94	$200.00
034-360-044	$31.88	$14.94	$200.00
034-360-045	$31.88	$14.94	$200.00
034-360-046	$31.88	$14.94	$200.00
034-360-047	$31.88	$14.94	$200.00
034-360-048	$31.88	$14.94	$200.00
034-360-049	$31.88	$14.94	$200.00
034-360-050	$31.88	$14.94	$200.00
034-360-051	$31.88	$14.94	$200.00
034-360-052	$31.88	$14.94	$200.00
034-360-053	$31.88	$14.94	$200.00
034-360-054	$31.88	$14.94	$200.00
034-360-055	$31.88	$14.94	$200.00
034-360-056	$31.88	$14.94	$200.00
034-360-057	$31.88	$14.94	$200.00
034-360-058	$31.88	$14.94	$200.00
034-360-059	$31.88	$14.94	$200.00
034-360-060	$31.88	$14.94	$200.00
034-360-061	$31.88	$14.94	$200.00
034-360-062	$31.88	$14.94	$200.00
034-360-063	$31.88	$14.94	$200.00
034-360-064	$31.88	$14.94	$200.00
034-360-065	$31.88	$14.94	$200.00
034-360-066	$31.88	$14.94	$200.00
034-360-067	$31.88	$14.94	$200.00
034-360-068	$31.88	$14.94	$200.00
034-360-069	$31.88	$14.94	$200.00
034-360-070	$31.88	$14.94	$200.00
034-360-071	$31.88	$14.94	$200.00
034-360-072	$31.88	$14.94	$200.00
034-360-073	$31.88	$14.94	$200.00
034-360-074	$31.88	$14.94	$200.00
034-360-075	$31.88	$14.94	$200.00
034-360-076	$31.88	$14.94	$200.00
034-360-077	$31.88	$14.94	$200.00
034-360-078	$31.88	$14.94	$200.00
034-360-079	$31.88	$14.94	$200.00
034-360-080	$31.88	$14.94	$200.00
034-360-081	$31.88	$14.94	$200.00
034-360-082	$31.88	$14.94	$200.00
034-360-083	$31.88	$14.94	$200.00
034-360-084	$31.88	$14.94	$200.00
034-360-085	$31.88	$14.94	$200.00
034-360-086	$31.88	$14.94	$200.00
034-360-087	$31.88	$14.94	$200.00
034-360-088	$31.88	$14.94	$200.00
034-360-089	$31.88	$14.94	$200.00
034-360-090	$31.88	$14.94	$200.00
034-360-091	$31.88	$14.94	$200.00
034-360-092	$31.88	$14.94	$200.00
034-360-093	$31.88	$14.94	$200.00

CITY OF OAKLEY
STREET LIGHTING AND LANDSCAPE ASESSMENT DISTRICT
ZONES 1, 2, 3-19
FINAL ASSESSMENT ROLL
FISCAL YEAR 2025-26

Assessor's Parcel Number	Park Amount	Street Light Amount	Landscape Amount
034-360-094	$31.88	$14.94	$200.00
034-360-095	$31.88	$14.94	$200.00
034-380-001	$31.88	$14.94	$200.00
034-380-002	$31.88	$14.94	$200.00
034-380-003	$31.88	$14.94	$200.00
034-380-004	$31.88	$14.94	$200.00
034-380-005	$31.88	$14.94	$200.00
034-380-006	$31.88	$14.94	$200.00
034-380-007	$31.88	$14.94	$200.00
034-380-008	$31.88	$14.94	$200.00
034-380-009	$31.88	$14.94	$200.00
034-380-010	$31.88	$14.94	$200.00
034-380-011	$31.88	$14.94	$200.00
034-380-012	$31.88	$14.94	$200.00
034-380-013	$31.88	$14.94	$200.00
034-380-014	$31.88	$14.94	$200.00
034-380-015	$31.88	$14.94	$200.00
034-380-016	$31.88	$14.94	$200.00
034-380-017	$31.88	$14.94	$200.00
034-380-018	$31.88	$14.94	$200.00
034-380-019	$31.88	$14.94	$200.00
034-380-020	$31.88	$14.94	$200.00
034-380-021	$31.88	$14.94	$200.00
034-380-022	$31.88	$14.94	$200.00
034-380-023	$31.88	$14.94	$200.00
034-380-024	$31.88	$14.94	$200.00
034-380-025	$31.88	$14.94	$200.00
034-380-026	$31.88	$14.94	$200.00
034-380-027	$31.88	$14.94	$200.00
034-380-028	$31.88	$14.94	$200.00
034-380-029	$31.88	$14.94	$200.00
034-380-030	$31.88	$14.94	$200.00
034-380-031	$31.88	$14.94	$200.00
034-380-032	$31.88	$14.94	$200.00
034-380-033	$31.88	$14.94	$200.00
034-380-034	$31.88	$14.94	$200.00
034-380-035	$31.88	$14.94	$200.00
034-380-036	$31.88	$14.94	$200.00
034-380-037	$31.88	$14.94	$200.00
034-380-038	$31.88	$14.94	$200.00
034-380-039	$31.88	$14.94	$200.00
034-380-040	$31.88	$14.94	$200.00
034-380-041	$31.88	$14.94	$200.00
034-380-042	$31.88	$14.94	$200.00
034-380-043	$31.88	$14.94	$200.00
034-380-044	$31.88	$14.94	$200.00
034-380-045	$31.88	$14.94	$200.00
034-380-046	$31.88	$14.94	$200.00
034-380-047	$31.88	$14.94	$200.00
034-380-048	$31.88	$14.94	$200.00
034-380-049	$31.88	$14.94	$200.00
034-380-050	$31.88	$14.94	$200.00
034-380-051	$31.88	$14.94	$200.00
034-380-052	$31.88	$14.94	$200.00
034-380-053	$31.88	$14.94	$200.00
034-380-054	$31.88	$14.94	$200.00
034-380-055	$31.88	$14.94	$200.00
034-380-056	$31.88	$14.94	$200.00
034-380-057	$31.88	$14.94	$200.00
034-380-058	$31.88	$14.94	$200.00
034-380-059	$31.88	$14.94	$200.00
034-380-060	$31.88	$14.94	$200.00
034-380-061	$31.88	$14.94	$200.00
034-380-062	$31.88	$14.94	$200.00
034-380-063	$31.88	$14.94	$200.00
034-380-064	$31.88	$14.94	$200.00
034-380-065	$31.88	$14.94	$200.00
034-380-066	$31.88	$14.94	$200.00
034-380-067	$31.88	$14.94	$200.00
034-380-068	$31.88	$14.94	$200.00
034-380-069	$31.88	$14.94	$200.00
034-380-070	$31.88	$14.94	$200.00
034-380-071	$31.88	$14.94	$200.00
034-380-072	$31.88	$14.94	$200.00
034-390-001	$377.72	$14.94	$200.00
034-390-002	$377.72	$14.94	$200.00
034-390-003	$377.72	$14.94	$200.00
034-390-004	$377.72	$14.94	$200.00
034-390-005	$377.72	$14.94	$200.00
034-390-006	$377.72	$14.94	$200.00
034-390-007	$377.72	$14.94	$200.00
034-390-008	$377.72	$14.94	$200.00
034-390-009	$377.72	$14.94	$200.00
034-390-010	$377.72	$14.94	$200.00
034-390-011	$377.72	$14.94	$200.00
034-390-012	$377.72	$14.94	$200.00
034-390-013	$377.72	$14.94	$200.00
034-390-014	$377.72	$14.94	$200.00
034-390-015	$377.72	$14.94	$200.00
034-390-016	$377.72	$14.94	$200.00
034-390-017	$377.72	$14.94	$200.00
034-390-018	$377.72	$14.94	$200.00
034-390-019	$377.72	$14.94	$200.00
034-390-020	$377.72	$14.94	$200.00
034-390-021	$377.72	$14.94	$200.00
034-390-022	$377.72	$14.94	$200.00
034-390-023	$377.72	$14.94	$200.00
034-390-024	$377.72	$14.94	$200.00
034-390-025	$377.72	$14.94	$200.00
034-390-026	$377.72	$14.94	$200.00
034-390-027	$377.72	$14.94	$200.00
034-390-028	$377.72	$14.94	$200.00
034-390-029	$377.72	$14.94	$200.00
034-390-030	$377.72	$14.94	$200.00
034-390-031	$377.72	$14.94	$200.00
034-390-032	$377.72	$14.94	$200.00
034-390-033	$377.72	$14.94	$200.00
034-390-034	$377.72	$14.94	$200.00
	Sub-Total		**$119,865.72**

CITY OF OAKLEY
STREET LIGHTING AND LANDSCAPE ASESSMENT DISTRICT
ZONES 1, 2, 3-20
FINAL ASSESSMENT ROLL
FISCAL YEAR 2025-26

Sorted by Zone & Assessor's Parcel Number

Assessor's Parcel Number	Park Amount	Street Light Amount	Landscape Amount
033-060-004	$377.72	$14.94	$417.74
033-060-005	$377.72	$14.94	$417.74
033-060-006	$377.72	$14.94	$417.74
033-060-007	$377.72	$14.94	$417.74
033-060-008	$377.72	$14.94	$417.74
033-060-009	$377.72	$14.94	$417.74
033-060-010	$377.72	$14.94	$417.74
033-060-011	$377.72	$14.94	$417.74
033-060-012	$377.72	$14.94	$417.74
033-060-013	$377.72	$14.94	$417.74
033-060-014	$377.72	$14.94	$417.74
033-060-015	$377.72	$14.94	$417.74
033-060-016	$377.72	$14.94	$417.74
033-060-017	$377.72	$14.94	$417.74
033-060-018	$377.72	$14.94	$417.74
033-060-019	$377.72	$14.94	$417.74
033-060-020	$377.72	$14.94	$417.74
033-060-021	$377.72	$14.94	$417.74
033-060-022	$377.72	$14.94	$417.74
033-060-023	$377.72	$14.94	$417.74
033-060-024	$377.72	$14.94	$417.74
033-060-025	$377.72	$14.94	$417.74
033-060-026	$377.72	$14.94	$417.74
033-060-027	$377.72	$14.94	$417.74
033-060-028	$377.72	$14.94	$417.74
033-060-029	$377.72	$14.94	$417.74
033-060-030	$377.72	$14.94	$417.74
033-070-032	$31.88	$14.94	$417.74
033-070-033	$31.88	$14.94	$417.74
033-070-034	$31.88	$14.94	$417.74
033-070-035	$31.88	$14.94	$417.74
033-070-036	$31.88	$14.94	$417.74
033-070-037	$31.88	$14.94	$417.74
033-070-038	$31.88	$14.94	$417.74
033-070-039	$31.88	$14.94	$417.74
033-070-040	$31.88	$14.94	$417.74
033-070-041	$31.88	$14.94	$417.74
033-070-042	$31.88	$14.94	$417.74
033-070-043	$31.88	$14.94	$417.74
033-070-044	$31.88	$14.94	$417.74
033-070-045	$31.88	$14.94	$417.74
033-070-046	$31.88	$14.94	$417.74
033-070-047	$31.88	$14.94	$417.74
033-070-048	$31.88	$14.94	$417.74
033-070-049	$31.88	$14.94	$417.74
033-070-050	$31.88	$14.94	$417.74
033-070-051	$31.88	$14.94	$417.74
033-070-052	$31.88	$14.94	$417.74
033-070-053	$31.88	$14.94	$417.74
033-070-054	$31.88	$14.94	$417.74
033-070-055	$31.88	$14.94	$417.74
033-070-056	$31.88	$14.94	$417.74
033-070-057	$31.88	$14.94	$417.74
033-070-058	$31.88	$14.94	$417.74
033-070-059	$31.88	$14.94	$417.74
033-070-060	$31.88	$14.94	$417.74
033-070-061	$31.88	$14.94	$417.74
033-070-062	$31.88	$14.94	$417.74
033-070-063	$31.88	$14.94	$417.74
033-070-064	$31.88	$14.94	$417.74
033-070-065	$31.88	$14.94	$417.74
033-070-066	$31.88	$14.94	$417.74
033-070-067	$31.88	$14.94	$417.74
033-070-068	$31.88	$14.94	$417.74
033-070-069	$31.88	$14.94	$417.74
033-070-070	$31.88	$14.94	$417.74
033-070-071	$31.88	$14.94	$417.74
033-070-072	$31.88	$14.94	$417.74
033-070-073	$31.88	$14.94	$417.74
033-070-074	$31.88	$14.94	$417.74
033-070-075	$31.88	$14.94	$417.74
033-070-076	$31.88	$14.94	$417.74
033-070-077	$31.88	$14.94	$417.74
033-070-078	$31.88	$14.94	$417.74
033-070-079	$31.88	$14.94	$417.74
033-070-080	$31.88	$14.94	$417.74
033-070-081	$31.88	$14.94	$417.74
033-070-082	$31.88	$14.94	$417.74
033-070-083	$31.88	$14.94	$417.74
033-070-084	$31.88	$14.94	$417.74
033-070-085	$31.88	$14.94	$417.74
033-070-089	$31.88	$14.94	$417.74
033-070-090	$31.88	$14.94	$417.74
033-070-092	$31.88	$14.94	$417.74
033-070-093	$31.88	$14.94	$417.74
033-070-094	$31.88	$14.94	$417.74
033-070-095	$31.88	$14.94	$417.74
033-070-096	$31.88	$14.94	$417.74
033-070-097	$31.88	$14.94	$417.74
033-070-098	$31.88	$14.94	$417.74
033-070-099	$31.88	$14.94	$417.74
033-070-100	$31.88	$14.94	$417.74
033-070-101	$31.88	$14.94	$417.74
033-070-102	$31.88	$14.94	$417.74
033-070-103	$31.88	$14.94	$417.74
033-070-104	$31.88	$14.94	$417.74
033-070-105	$31.88	$14.94	$417.74
033-070-106	$31.88	$14.94	$417.74
033-070-107	$31.88	$14.94	$417.74
033-070-108	$31.88	$14.94	$417.74
033-070-109	$31.88	$14.94	$417.74
033-070-110	$31.88	$14.94	$417.74
033-070-111	$31.88	$14.94	$417.74
033-070-112	$31.88	$14.94	$417.74
033-070-113	$31.88	$14.94	$417.74
033-070-114	$31.88	$14.94	$417.74
033-070-115	$31.88	$14.94	$417.74
033-070-116	$31.88	$14.94	$417.74
033-070-117	$31.88	$14.94	$417.74
033-070-118	$377.72	$14.94	$417.74
033-070-119	$377.72	$14.94	$417.74
033-070-120	$377.72	$14.94	$417.74
033-070-121	$377.72	$14.94	$417.74
033-070-122	$377.72	$14.94	$417.74
033-070-123	$377.72	$14.94	$417.74
033-070-124	$377.72	$14.94	$417.74
033-070-125	$377.72	$14.94	$417.74
033-070-126	$377.72	$14.94	$417.74
033-070-127	$377.72	$14.94	$417.74
033-070-128	$377.72	$14.94	$417.74
033-070-129	$377.72	$14.94	$417.74
033-070-130	$377.72	$14.94	$417.74
033-070-131	$377.72	$14.94	$417.74
033-070-132	$377.72	$14.94	$417.74
033-070-133	$377.72	$14.94	$417.74
033-070-134	$377.72	$14.94	$417.74
033-070-135	$377.72	$14.94	$417.74
033-070-136	$377.72	$14.94	$417.74
033-070-137	$377.72	$14.94	$417.74
033-070-138	$377.72	$14.94	$417.74
033-070-139	$377.72	$14.94	$417.74
033-070-140	$377.72	$14.94	$417.74
033-070-141	$377.72	$14.94	$417.74
033-070-142	$377.72	$14.94	$417.74
033-070-143	$31.88	$14.94	$417.74
033-070-144	$31.88	$14.94	$417.74
033-070-145	$31.88	$14.94	$417.74
033-340-002	$31.88	$14.94	$417.74
033-340-003	$31.88	$14.94	$417.74
033-340-004	$31.88	$14.94	$417.74
033-340-005	$31.88	$14.94	$417.74
033-340-006	$31.88	$14.94	$417.74
033-340-007	$31.88	$14.94	$417.74
033-340-008	$31.88	$14.94	$417.74
033-340-009	$31.88	$14.94	$417.74
033-340-010	$31.88	$14.94	$417.74
033-340-011	$31.88	$14.94	$417.74
033-340-012	$31.88	$14.94	$417.74
033-340-013	$31.88	$14.94	$417.74
033-340-014	$31.88	$14.94	$417.74
033-340-015	$31.88	$14.94	$417.74
033-340-016	$31.88	$14.94	$417.74
033-340-017	$31.88	$14.94	$417.74
033-340-018	$31.88	$14.94	$417.74
033-340-019	$31.88	$14.94	$417.74
033-340-020	$31.88	$14.94	$417.74
033-340-021	$31.88	$14.94	$417.74
033-340-022	$31.88	$14.94	$417.74
033-340-023	$31.88	$14.94	$417.74
033-340-024	$31.88	$14.94	$417.74
033-340-025	$31.88	$14.94	$417.74
033-340-026	$31.88	$14.94	$417.74
033-340-027	$31.88	$14.94	$417.74
033-340-028	$31.88	$14.94	$417.74
033-340-029	$31.88	$14.94	$417.74

CITY OF OAKLEY
STREET LIGHTING AND LANDSCAPE ASESSMENT DISTRICT
ZONES 1, 2, 3-20
FINAL ASSESSMENT ROLL
FISCAL YEAR 2025-26

Sorted by Zone & Assessor's Parcel Number

Assessor's Parcel Number	Park Amount	Street Light Amount	Landscape Amount
033-340-030	$31.88	$14.94	$417.74
033-340-031	$31.88	$14.94	$417.74
033-340-032	$31.88	$14.94	$417.74
033-340-033	$31.88	$14.94	$417.74
033-340-034	$31.88	$14.94	$417.74
033-340-035	$31.88	$14.94	$417.74
033-350-001	$31.88	$14.94	$417.74
033-350-002	$31.88	$14.94	$417.74
033-350-003	$31.88	$14.94	$417.74
033-350-004	$31.88	$14.94	$417.74
033-350-005	$31.88	$14.94	$417.74
033-350-006	$31.88	$14.94	$417.74
033-350-007	$31.88	$14.94	$417.74
033-350-008	$31.88	$14.94	$417.74
033-350-009	$31.88	$14.94	$417.74
033-350-010	$31.88	$14.94	$417.74
033-350-011	$31.88	$14.94	$417.74
033-350-012	$31.88	$14.94	$417.74
033-350-013	$31.88	$14.94	$417.74
033-350-014	$31.88	$14.94	$417.74
033-350-015	$31.88	$14.94	$417.74
033-350-016	$31.88	$14.94	$417.74
033-350-017	$31.88	$14.94	$417.74
033-350-018	$31.88	$14.94	$417.74
033-350-019	$31.88	$14.94	$417.74
033-350-020	$31.88	$14.94	$417.74
033-350-021	$31.88	$14.94	$417.74
033-350-022	$31.88	$14.94	$417.74
033-350-023	$31.88	$14.94	$417.74
033-350-024	$31.88	$14.94	$417.74
033-350-025	$31.88	$14.94	$417.74
033-350-026	$31.88	$14.94	$417.74
033-350-027	$31.88	$14.94	$417.74
033-350-028	$31.88	$14.94	$417.74
033-350-029	$31.88	$14.94	$417.74
033-350-030	$31.88	$14.94	$417.74
033-350-031	$31.88	$14.94	$417.74
033-350-032	$31.88	$14.94	$417.74
033-350-033	$31.88	$14.94	$417.74
033-350-034	$31.88	$14.94	$417.74
033-350-035	$31.88	$14.94	$417.74
033-350-036	$31.88	$14.94	$417.74
033-350-037	$31.88	$14.94	$417.74
033-350-038	$31.88	$14.94	$417.74
033-350-039	$31.88	$14.94	$417.74
033-350-040	$31.88	$14.94	$417.74
033-350-041	$31.88	$14.94	$417.74
033-350-042	$31.88	$14.94	$417.74
033-350-043	$31.88	$14.94	$417.74
033-350-044	$31.88	$14.94	$417.74
033-350-045	$31.88	$14.94	$417.74
033-350-046	$31.88	$14.94	$417.74
033-350-047	$31.88	$14.94	$417.74
033-350-048	$31.88	$14.94	$417.74
033-350-049	$31.88	$14.94	$417.74
033-350-050	$31.88	$14.94	$417.74
033-350-051	$31.88	$14.94	$417.74
033-350-052	$31.88	$14.94	$417.74
033-350-053	$31.88	$14.94	$417.74
033-350-054	$31.88	$14.94	$417.74
033-350-055	$31.88	$14.94	$417.74
033-350-056	$31.88	$14.94	$417.74
033-350-057	$31.88	$14.94	$417.74
033-350-058	$31.88	$14.94	$417.74
033-350-059	$31.88	$14.94	$417.74
033-350-060	$31.88	$14.94	$417.74
033-350-061	$31.88	$14.94	$417.74
033-350-062	$31.88	$14.94	$417.74
033-350-063	$31.88	$14.94	$417.74
033-350-064	$31.88	$14.94	$417.74
033-350-065	$31.88	$14.94	$417.74
033-350-066	$31.88	$14.94	$417.74
033-350-067	$31.88	$14.94	$417.74
033-350-068	$31.88	$14.94	$417.74
033-350-069	$31.88	$14.94	$417.74
033-350-070	$31.88	$14.94	$417.74
033-370-001	$31.88	$14.94	$417.74
033-370-002	$31.88	$14.94	$417.74
033-370-003	$31.88	$14.94	$417.74
033-370-004	$31.88	$14.94	$417.74
033-370-005	$31.88	$14.94	$417.74
033-370-006	$31.88	$14.94	$417.74
033-370-007	$31.88	$14.94	$417.74
033-370-008	$31.88	$14.94	$417.74
033-370-009	$31.88	$14.94	$417.74
033-370-010	$31.88	$14.94	$417.74
033-370-011	$31.88	$14.94	$417.74
033-370-012	$31.88	$14.94	$417.74
033-370-013	$31.88	$14.94	$417.74
033-370-014	$31.88	$14.94	$417.74
033-370-018	$31.88	$14.94	$417.74
033-370-019	$31.88	$14.94	$417.74
033-370-020	$31.88	$14.94	$417.74
033-370-021	$31.88	$14.94	$417.74
033-370-022	$31.88	$14.94	$417.74
033-370-023	$31.88	$14.94	$417.74
033-370-024	$31.88	$14.94	$417.74
033-370-025	$31.88	$14.94	$417.74
033-370-026	$31.88	$14.94	$417.74
033-370-027	$31.88	$14.94	$417.74
033-370-028	$31.88	$14.94	$417.74
033-370-029	$31.88	$14.94	$417.74
033-370-030	$31.88	$14.94	$417.74
033-370-031	$31.88	$14.94	$417.74
033-370-032	$31.88	$14.94	$417.74
033-370-033	$31.88	$14.94	$417.74
033-370-034	$31.88	$14.94	$417.74
033-370-035	$31.88	$14.94	$417.74
033-370-037	$31.88	$14.94	$417.74
033-370-038	$31.88	$14.94	$417.74
033-370-039	$31.88	$14.94	$417.74
033-400-001	$31.88	$14.94	$417.74
033-400-002	$31.88	$14.94	$417.74
033-400-003	$31.88	$14.94	$417.74
033-400-004	$31.88	$14.94	$417.74
033-400-005	$31.88	$14.94	$417.74
033-400-006	$31.88	$14.94	$417.74
033-400-007	$31.88	$14.94	$417.74
033-400-008	$31.88	$14.94	$417.74
033-400-009	$31.88	$14.94	$417.74
033-400-010	$31.88	$14.94	$417.74
033-400-011	$31.88	$14.94	$417.74
033-400-012	$31.88	$14.94	$417.74
	Sub-Total		**$151,776.96**

CITY OF OAKLEY
STREET LIGHTING AND LANDSCAPE ASESSMENT DISTRICT
ZONES 1, 2, 3-21
FINAL ASSESSMENT ROLL
FISCAL YEAR 2025-26

Assessor's Parcel Number	Park Amount	Street Light Amount	Landscape Amount
041-050-019	$31.88	$14.94	$366.90
041-050-020	$31.88	$14.94	$366.90
041-050-021	$31.88	$14.94	$366.90
041-050-022	$31.88	$14.94	$366.90
041-050-023	$31.88	$14.94	$366.90
041-050-024	$31.88	$14.94	$366.90
041-050-025	$31.88	$14.94	$366.90
041-050-026	$31.88	$14.94	$366.90
041-050-027	$31.88	$14.94	$366.90
041-050-028	$31.88	$14.94	$366.90
041-050-029	$31.88	$14.94	$366.90
041-050-030	$31.88	$14.94	$366.90
041-050-031	$31.88	$14.94	$366.90
041-310-001	$31.88	$14.94	$366.90
041-310-002	$31.88	$14.94	$366.90
041-310-003	$31.88	$14.94	$366.90
041-310-004	$31.88	$14.94	$366.90
041-310-005	$31.88	$14.94	$366.90
041-310-006	$31.88	$14.94	$366.90
041-310-007	$31.88	$14.94	$366.90
041-310-008	$31.88	$14.94	$366.90
041-310-009	$31.88	$14.94	$366.90
041-310-010	$31.88	$14.94	$366.90
041-310-011	$31.88	$14.94	$366.90
041-310-012	$31.88	$14.94	$366.90
041-310-013	$31.88	$14.94	$366.90
041-310-014	$31.88	$14.94	$366.90
041-310-015	$31.88	$14.94	$366.90
041-310-016	$31.88	$14.94	$366.90
041-310-017	$31.88	$14.94	$366.90
041-310-018	$31.88	$14.94	$366.90
041-310-019	$31.88	$14.94	$366.90
041-310-020	$31.88	$14.94	$366.90
041-310-021	$31.88	$14.94	$366.90
041-310-022	$31.88	$14.94	$366.90
041-310-023	$31.88	$14.94	$366.90
041-310-024	$31.88	$14.94	$366.90
041-310-025	$31.88	$14.94	$366.90
041-310-026	$31.88	$14.94	$366.90
041-310-027	$31.88	$14.94	$366.90
041-310-028	$31.88	$14.94	$366.90
041-310-029	$31.88	$14.94	$366.90
041-310-030	$31.88	$14.94	$366.90
041-310-031	$31.88	$14.94	$366.90
041-310-032	$31.88	$14.94	$366.90
041-310-033	$31.88	$14.94	$366.90
041-310-034	$31.88	$14.94	$366.90
041-310-035	$31.88	$14.94	$366.90
041-310-036	$31.88	$14.94	$366.90
041-310-037	$31.88	$14.94	$366.90
041-310-038	$31.88	$14.94	$366.90
041-310-039	$31.88	$14.94	$366.90
041-310-040	$31.88	$14.94	$366.90
041-310-041	$31.88	$14.94	$366.90
041-310-042	$31.88	$14.94	$366.90
041-310-043	$31.88	$14.94	$366.90
041-320-001	$31.88	$14.94	$366.90
041-320-002	$31.88	$14.94	$366.90
041-320-003	$31.88	$14.94	$366.90
041-320-004	$31.88	$14.94	$366.90
041-320-005	$31.88	$14.94	$366.90
041-320-006	$31.88	$14.94	$366.90
041-320-007	$31.88	$14.94	$366.90
041-320-008	$31.88	$14.94	$366.90
041-320-009	$31.88	$14.94	$366.90
041-320-010	$31.88	$14.94	$366.90
041-320-011	$31.88	$14.94	$366.90
041-330-001	$31.88	$14.94	$366.90
041-330-002	$31.88	$14.94	$366.90
041-330-003	$31.88	$14.94	$366.90
041-330-004	$31.88	$14.94	$366.90
041-330-005	$31.88	$14.94	$366.90
041-330-006	$31.88	$14.94	$366.90
041-330-007	$31.88	$14.94	$366.90
041-330-008	$31.88	$14.94	$366.90
041-330-009	$31.88	$14.94	$366.90
041-330-010	$31.88	$14.94	$366.90
041-330-011	$31.88	$14.94	$366.90
041-330-012	$31.88	$14.94	$366.90
041-330-013	$31.88	$14.94	$366.90
041-330-014	$31.88	$14.94	$366.90
041-330-015	$31.88	$14.94	$366.90
041-330-016	$31.88	$14.94	$366.90
041-330-017	$31.88	$14.94	$366.90
041-330-018	$31.88	$14.94	$366.90
041-330-019	$31.88	$14.94	$366.90
041-330-020	$31.88	$14.94	$366.90
041-330-021	$31.88	$14.94	$366.90
041-330-022	$31.88	$14.94	$366.90
041-330-023	$31.88	$14.94	$366.90
041-330-024	$31.88	$14.94	$366.90
041-330-025	$31.88	$14.94	$366.90
041-330-026	$31.88	$14.94	$366.90
041-330-027	$31.88	$14.94	$366.90
041-330-028	$31.88	$14.94	$366.90
041-330-029	$31.88	$14.94	$366.90
041-330-030	$31.88	$14.94	$366.90
041-330-031	$31.88	$14.94	$366.90
041-330-032	$31.88	$14.94	$366.90
041-330-033	$31.88	$14.94	$366.90
041-330-034	$31.88	$14.94	$366.90
041-330-035	$31.88	$14.94	$366.90
041-330-036	$31.88	$14.94	$366.90
	Sub-Total		**$42,613.16**

CITY OF OAKLEY
STREET LIGHTING AND LANDSCAPE ASESSMENT DISTRICT
ZONES 1, 2, 3-21A
FINAL ASSESSMENT ROLL
FISCAL YEAR 2025-26

Assessor's Parcel Number	Park Amount	Street Light Amount	Landscape Amount
041-021-029	$377.72	$74.92	$1,244.86
	Sub-Total		**$1,697.50**

CITY OF OAKLEY
STREET LIGHTING AND LANDSCAPE ASESSMENT DISTRICT
ZONES 1, 2, 3-22
FINAL ASSESSMENT ROLL
FISCAL YEAR 2025-26

Sorted by Zone & Assessor's Parcel Number

Assessor's Parcel Number	Park Amount	Street Light Amount	Landscape Amount
033-012-010	$18,130.56	$119.52	$28,006.56
033-430-001	$377.72	$14.94	$583.46
033-430-002	$377.72	$14.94	$583.46
033-430-003	$377.72	$14.94	$583.46
033-430-004	$377.72	$14.94	$583.46
033-430-005	$377.72	$14.94	$583.46
033-430-006	$377.72	$14.94	$583.46
033-430-007	$377.72	$14.94	$583.46
033-430-008	$377.72	$14.94	$583.46
033-430-009	$377.72	$14.94	$583.46
033-430-010	$377.72	$14.94	$583.46
033-430-011	$377.72	$14.94	$583.46
033-430-012	$377.72	$14.94	$583.46
033-430-013	$377.72	$14.94	$583.46
033-430-014	$377.72	$14.94	$583.46
033-430-015	$377.72	$14.94	$583.46
033-430-016	$377.72	$14.94	$583.46
033-430-017	$377.72	$14.94	$583.46
033-430-018	$377.72	$14.94	$583.46
033-430-019	$377.72	$14.94	$583.46
033-430-020	$377.72	$14.94	$583.46
033-430-021	$377.72	$14.94	$583.46
033-430-022	$377.72	$14.94	$583.46
033-430-023	$377.72	$14.94	$583.46
033-430-024	$377.72	$14.94	$583.46
033-430-025	$377.72	$14.94	$583.46
033-430-026	$377.72	$14.94	$583.46
033-430-027	$377.72	$14.94	$583.46
033-430-028	$377.72	$14.94	$583.46
033-430-029	$377.72	$14.94	$583.46
033-430-030	$377.72	$14.94	$583.46
033-430-031	$377.72	$14.94	$583.46
033-430-032	$377.72	$14.94	$583.46
033-430-033	$377.72	$14.94	$583.46
033-430-034	$377.72	$14.94	$583.46
033-430-035	$377.72	$14.94	$583.46
033-430-036	$377.72	$14.94	$583.46
033-430-037	$377.72	$14.94	$583.46
033-430-038	$377.72	$14.94	$583.46
033-430-039	$377.72	$14.94	$583.46
033-430-040	$377.72	$14.94	$583.46
033-430-041	$377.72	$14.94	$583.46
033-430-042	$377.72	$14.94	$583.46
033-430-043	$377.72	$14.94	$583.46
033-430-044	$377.72	$14.94	$583.46
033-430-045	$377.72	$14.94	$583.46
033-430-046	$377.72	$14.94	$583.46
033-430-047	$377.72	$14.94	$583.46
033-430-048	$377.72	$14.94	$583.46
033-430-049	$377.72	$14.94	$583.46
033-430-050	$377.72	$14.94	$583.46
033-430-051	$377.72	$14.94	$583.46
033-430-052	$377.72	$14.94	$583.46
033-430-053	$377.72	$14.94	$583.46
033-430-054	$377.72	$14.94	$583.46
033-430-055	$377.72	$14.94	$583.46
033-430-056	$377.72	$14.94	$583.46
033-430-057	$377.72	$14.94	$583.46
033-430-058	$377.72	$14.94	$583.46
033-430-059	$377.72	$14.94	$583.46
033-430-060	$377.72	$14.94	$583.46
033-430-061	$377.72	$14.94	$583.46
033-430-062	$377.72	$14.94	$583.46
033-430-063	$377.72	$14.94	$583.46
033-430-064	$377.72	$14.94	$583.46
033-430-065	$377.72	$14.94	$583.46
033-430-066	$377.72	$14.94	$583.46
033-430-067	$377.72	$14.94	$583.46
033-430-068	$377.72	$14.94	$583.46
033-430-069	$377.72	$14.94	$583.46
033-430-070	$377.72	$14.94	$583.46
033-430-071	$377.72	$14.94	$583.46
033-430-072	$377.72	$14.94	$583.46
033-430-073	$377.72	$14.94	$583.46
033-430-074	$377.72	$14.94	$583.46
033-430-075	$377.72	$14.94	$583.46
033-430-076	$377.72	$14.94	$583.46
033-430-077	$377.72	$14.94	$583.46
033-430-078	$377.72	$14.94	$583.46
033-430-079	$377.72	$14.94	$583.46
033-430-080	$377.72	$14.94	$583.46
033-430-081	$377.72	$14.94	$583.46
033-430-082	$377.72	$14.94	$583.46
033-430-083	$377.72	$14.94	$583.46
033-430-084	$377.72	$14.94	$583.46
033-430-085	$377.72	$14.94	$583.46
033-430-086	$377.72	$14.94	$583.46
033-430-087	$377.72	$14.94	$583.46
033-430-088	$377.72	$14.94	$583.46
033-430-089	$377.72	$14.94	$583.46
033-430-090	$377.72	$14.94	$583.46
033-430-091	$377.72	$14.94	$583.46
033-430-092	$377.72	$14.94	$583.46
033-430-093	$377.72	$14.94	$583.46
033-430-094	$377.72	$14.94	$583.46
033-430-095	$377.72	$14.94	$583.46
033-430-096	$377.72	$14.94	$583.46
033-430-097	$377.72	$14.94	$583.46
033-430-098	$377.72	$14.94	$583.46
033-430-099	$377.72	$14.94	$583.46
033-430-100	$377.72	$14.94	$583.46
037-480-001	$377.72	$14.94	$583.46
037-480-002	$377.72	$14.94	$583.46
037-480-003	$377.72	$14.94	$583.46
037-480-004	$377.72	$14.94	$583.46
037-480-005	$377.72	$14.94	$583.46
037-480-006	$377.72	$14.94	$583.46
037-480-007	$377.72	$14.94	$583.46
037-480-008	$377.72	$14.94	$583.46
037-480-009	$377.72	$14.94	$583.46
037-480-010	$377.72	$14.94	$583.46
037-480-011	$377.72	$14.94	$583.46
037-480-012	$377.72	$14.94	$583.46
037-480-013	$377.72	$14.94	$583.46
037-480-014	$377.72	$14.94	$583.46
037-480-015	$377.72	$14.94	$583.46
037-480-016	$377.72	$14.94	$583.46
037-480-017	$377.72	$14.94	$583.46
037-480-018	$377.72	$14.94	$583.46
037-480-019	$377.72	$14.94	$583.46
037-480-020	$377.72	$14.94	$583.46
037-480-021	$377.72	$14.94	$583.46
037-480-022	$377.72	$14.94	$583.46
037-480-023	$377.72	$14.94	$583.46
037-480-024	$377.72	$14.94	$583.46
037-480-025	$377.72	$14.94	$583.46
037-480-026	$377.72	$14.94	$583.46
037-480-027	$377.72	$14.94	$583.46
037-480-028	$377.72	$14.94	$583.46
037-480-029	$377.72	$14.94	$583.46
037-480-030	$377.72	$14.94	$583.46
037-480-031	$377.72	$14.94	$583.46
037-480-032	$377.72	$14.94	$583.46
037-480-033	$377.72	$14.94	$583.46
037-480-034	$377.72	$14.94	$583.46
037-480-035	$377.72	$14.94	$583.46
037-480-036	$377.72	$14.94	$583.46
037-480-037	$377.72	$14.94	$583.46
037-480-038	$377.72	$14.94	$583.46
037-480-039	$377.72	$14.94	$583.46
037-480-040	$377.72	$14.94	$583.46
037-480-041	$377.72	$14.94	$583.46
037-480-042	$377.72	$14.94	$583.46
037-480-043	$377.72	$14.94	$583.46
037-480-044	$377.72	$14.94	$583.46
037-480-045	$377.72	$14.94	$583.46
037-480-046	$377.72	$14.94	$583.46
037-480-047	$377.72	$14.94	$583.46
037-480-048	$377.72	$14.94	$583.46
037-480-049	$377.72	$14.94	$583.46
037-480-050	$377.72	$14.94	$583.46
037-480-051	$377.72	$14.94	$583.46
037-480-052	$377.72	$14.94	$583.46
037-480-053	$377.72	$14.94	$583.46
037-480-054	$377.72	$14.94	$583.46
037-480-055	$377.72	$14.94	$583.46
037-480-056	$377.72	$14.94	$583.46
037-480-057	$377.72	$14.94	$583.46
037-480-058	$377.72	$14.94	$583.46
037-480-059	$377.72	$14.94	$583.46
037-480-060	$377.72	$14.94	$583.46
037-480-061	$377.72	$14.94	$583.46
037-480-062	$377.72	$14.94	$583.46
037-480-063	$377.72	$14.94	$583.46
037-480-064	$377.72	$14.94	$583.46

CITY OF OAKLEY
STREET LIGHTING AND LANDSCAPE ASESSMENT DISTRICT
ZONES 1, 2, 3-22
FINAL ASSESSMENT ROLL
FISCAL YEAR 2025-26

Sorted by Zone & Assessor's Parcel Number

Assessor's Parcel Number	Park Amount	Street Light Amount	Landscape Amount
037-480-065	$377.72	$14.94	$583.46
037-480-066	$377.72	$14.94	$583.46
037-480-067	$377.72	$14.94	$583.46
037-480-068	$377.72	$14.94	$583.46
037-480-069	$377.72	$14.94	$583.46
037-480-070	$377.72	$14.94	$583.46
037-480-071	$377.72	$14.94	$583.46
037-480-072	$377.72	$14.94	$583.46
037-480-073	$377.72	$14.94	$583.46
037-480-074	$377.72	$14.94	$583.46
037-480-075	$377.72	$14.94	$583.46
037-480-076	$377.72	$14.94	$583.46
037-480-077	$377.72	$14.94	$583.46
037-480-078	$377.72	$14.94	$583.46
037-480-079	$377.72	$14.94	$583.46
037-480-080	$377.72	$14.94	$583.46
037-480-081	$377.72	$14.94	$583.46
037-480-082	$377.72	$14.94	$583.46
037-480-083	$377.72	$14.94	$583.46
037-480-084	$377.72	$14.94	$583.46
037-480-085	$377.72	$14.94	$583.46
037-480-086	$377.72	$14.94	$583.46
037-480-087	$377.72	$14.94	$583.46
037-480-088	$377.72	$14.94	$583.46
037-480-089	$377.72	$14.94	$583.46
037-480-090	$377.72	$14.94	$583.46
037-480-091	$377.72	$14.94	$583.46
037-480-092	$377.72	$14.94	$583.46
037-480-093	$377.72	$14.94	$583.46
037-480-094	$377.72	$14.94	$583.46
037-480-095	$377.72	$14.94	$583.46
037-480-096	$377.72	$14.94	$583.46
037-480-097	$377.72	$14.94	$583.46
037-480-098	$377.72	$14.94	$583.46
037-480-099	$377.72	$14.94	$583.46
037-480-100	$377.72	$14.94	$583.46
037-480-101	$377.72	$14.94	$583.46
037-480-102	$377.72	$14.94	$583.46
037-480-103	$377.72	$14.94	$583.46
037-480-104	$377.72	$14.94	$583.46
037-480-105	$377.72	$14.94	$583.46
037-480-106	$377.72	$14.94	$583.46
037-480-107	$377.72	$14.94	$583.46
037-480-108	$377.72	$14.94	$583.46
037-480-109	$377.72	$14.94	$583.46
037-480-110	$377.72	$14.94	$583.46
037-490-001	$377.72	$14.94	$583.46
037-490-002	$377.72	$14.94	$583.46
037-490-003	$377.72	$14.94	$583.46
037-490-004	$377.72	$14.94	$583.46
037-490-005	$377.72	$14.94	$583.46
037-490-006	$377.72	$14.94	$583.46
037-490-007	$377.72	$14.94	$583.46
037-490-008	$377.72	$14.94	$583.46
037-490-009	$377.72	$14.94	$583.46
037-490-010	$377.72	$14.94	$583.46
037-490-011	$377.72	$14.94	$583.46
037-490-012	$377.72	$14.94	$583.46
037-490-013	$377.72	$14.94	$583.46
037-490-014	$377.72	$14.94	$583.46
037-490-015	$377.72	$14.94	$583.46
037-490-016	$377.72	$14.94	$583.46
037-490-017	$377.72	$14.94	$583.46
037-490-018	$377.72	$14.94	$583.46
037-490-019	$377.72	$14.94	$583.46
037-490-020	$377.72	$14.94	$583.46
037-490-021	$377.72	$14.94	$583.46
037-490-022	$377.72	$14.94	$583.46
037-490-023	$377.72	$14.94	$583.46
037-490-024	$377.72	$14.94	$583.46
037-490-025	$377.72	$14.94	$583.46
037-490-026	$377.72	$14.94	$583.46
037-490-027	$377.72	$14.94	$583.46
037-490-028	$377.72	$14.94	$583.46
037-490-029	$377.72	$14.94	$583.46
037-490-030	$377.72	$14.94	$583.46
037-490-031	$377.72	$14.94	$583.46
037-490-032	$377.72	$14.94	$583.46
037-490-033	$377.72	$14.94	$583.46
037-490-034	$377.72	$14.94	$583.46
037-490-035	$377.72	$14.94	$583.46
037-490-036	$377.72	$14.94	$583.46
037-490-037	$377.72	$14.94	$583.46
037-490-038	$377.72	$14.94	$583.46
037-490-039	$377.72	$14.94	$583.46
037-490-040	$377.72	$14.94	$583.46
037-490-041	$377.72	$14.94	$583.46
037-490-042	$377.72	$14.94	$583.46
037-490-043	$377.72	$14.94	$583.46
037-490-044	$377.72	$14.94	$583.46
037-490-045	$377.72	$14.94	$583.46
037-490-046	$377.72	$14.94	$583.46
037-490-047	$377.72	$14.94	$583.46
037-490-048	$377.72	$14.94	$583.46
037-490-049	$377.72	$14.94	$583.46
037-490-050	$377.72	$14.94	$583.46
037-490-051	$377.72	$14.94	$583.46
037-490-052	$377.72	$14.94	$583.46
037-490-053	$377.72	$14.94	$583.46
037-490-054	$377.72	$14.94	$583.46
037-490-055	$377.72	$14.94	$583.46
037-490-056	$377.72	$14.94	$583.46
037-490-057	$377.72	$14.94	$583.46
037-490-058	$377.72	$14.94	$583.46
037-490-059	$377.72	$14.94	$583.46
037-490-060	$377.72	$14.94	$583.46
037-490-061	$377.72	$14.94	$583.46
037-490-062	$377.72	$14.94	$583.46
037-490-063	$377.72	$14.94	$583.46
037-490-064	$377.72	$14.94	$583.46
037-490-065	$377.72	$14.94	$583.46
037-490-066	$377.72	$14.94	$583.46
037-490-067	$377.72	$14.94	$583.46
037-490-068	$377.72	$14.94	$583.46
037-490-069	$377.72	$14.94	$583.46
037-490-070	$377.72	$14.94	$583.46
037-490-071	$377.72	$14.94	$583.46
037-490-072	$377.72	$14.94	$583.46
037-490-073	$377.72	$14.94	$583.46
037-490-074	$377.72	$14.94	$583.46
037-490-075	$377.72	$14.94	$583.46
037-490-076	$377.72	$14.94	$583.46
037-490-077	$377.72	$14.94	$583.46
037-490-078	$377.72	$14.94	$583.46
037-490-079	$377.72	$14.94	$583.46
037-490-080	$377.72	$14.94	$583.46
037-490-081	$377.72	$14.94	$583.46
037-490-082	$377.72	$14.94	$583.46
037-490-083	$377.72	$14.94	$583.46
037-490-084	$377.72	$14.94	$583.46
037-490-085	$377.72	$14.94	$583.46
037-490-086	$377.72	$14.94	$583.46
037-490-087	$377.72	$14.94	$583.46
037-490-088	$377.72	$14.94	$583.46
037-490-089	$377.72	$14.94	$583.46
037-490-090	$377.72	$14.94	$583.46
037-490-091	$377.72	$14.94	$583.46
037-500-001	$377.72	$14.94	$583.46
037-500-002	$377.72	$14.94	$583.46
037-500-003	$377.72	$14.94	$583.46
037-500-004	$377.72	$14.94	$583.46
037-500-005	$377.72	$14.94	$583.46
037-500-006	$377.72	$14.94	$583.46
037-500-007	$377.72	$14.94	$583.46
037-500-008	$377.72	$14.94	$583.46
037-500-009	$377.72	$14.94	$583.46
037-500-010	$377.72	$14.94	$583.46
037-500-011	$377.72	$14.94	$583.46
037-500-012	$377.72	$14.94	$583.46
037-500-013	$377.72	$14.94	$583.46
037-500-014	$377.72	$14.94	$583.46
037-500-015	$377.72	$14.94	$583.46
037-500-016	$377.72	$14.94	$583.46
037-500-017	$377.72	$14.94	$583.46
037-500-018	$377.72	$14.94	$583.46
037-500-019	$377.72	$14.94	$583.46
037-500-020	$377.72	$14.94	$583.46
037-500-021	$377.72	$14.94	$583.46
037-500-022	$377.72	$14.94	$583.46
037-500-023	$377.72	$14.94	$583.46
037-500-024	$377.72	$14.94	$583.46
037-500-025	$377.72	$14.94	$583.46
037-500-026	$377.72	$14.94	$583.46
037-500-027	$377.72	$14.94	$583.46
037-500-028	$377.72	$14.94	$583.46

CITY OF OAKLEY
STREET LIGHTING AND LANDSCAPE ASESSMENT DISTRICT
ZONES 1, 2, 3-22
FINAL ASSESSMENT ROLL
FISCAL YEAR 2025-26

Sorted by Zone & Assessor's Parcel Number

Assessor's Parcel Number	Park Amount	Street Light Amount	Landscape Amount	Assessor's Parcel Number	Park Amount	Street Light Amount	Landscape Amount	Assessor's Parcel Number	Park Amount	Street Light Amount	Landscape Amount
037-500-029	$377.72	$14.94	$583.46	037-500-084	$377.72	$14.94	$583.46	037-510-048	$377.72	$14.94	$583.46
037-500-030	$377.72	$14.94	$583.46	037-500-085	$377.72	$14.94	$583.46	037-510-049	$377.72	$14.94	$583.46
037-500-031	$377.72	$14.94	$583.46	037-500-086	$377.72	$14.94	$583.46	037-510-050	$377.72	$14.94	$583.46
037-500-032	$377.72	$14.94	$583.46	037-500-087	$377.72	$14.94	$583.46	037-510-051	$377.72	$14.94	$583.46
037-500-033	$377.72	$14.94	$583.46	037-500-088	$377.72	$14.94	$583.46	037-510-052	$377.72	$14.94	$583.46
037-500-034	$377.72	$14.94	$583.46	037-500-089	$377.72	$14.94	$583.46	037-510-053	$377.72	$14.94	$583.46
037-500-035	$377.72	$14.94	$583.46	037-500-090	$377.72	$14.94	$583.46	037-510-054	$377.72	$14.94	$583.46
037-500-036	$377.72	$14.94	$583.46	037-500-091	$377.72	$14.94	$583.46	037-510-055	$377.72	$14.94	$583.46
037-500-037	$377.72	$14.94	$583.46	037-510-001	$377.72	$14.94	$583.46	037-510-056	$377.72	$14.94	$583.46
037-500-038	$377.72	$14.94	$583.46	037-510-002	$377.72	$14.94	$583.46	037-510-057	$377.72	$14.94	$583.46
037-500-039	$377.72	$14.94	$583.46	037-510-003	$377.72	$14.94	$583.46	037-510-058	$377.72	$14.94	$583.46
037-500-040	$377.72	$14.94	$583.46	037-510-004	$377.72	$14.94	$583.46	037-510-059	$377.72	$14.94	$583.46
037-500-041	$377.72	$14.94	$583.46	037-510-005	$377.72	$14.94	$583.46	037-510-060	$377.72	$14.94	$583.46
037-500-042	$377.72	$14.94	$583.46	037-510-006	$377.72	$14.94	$583.46	037-510-061	$377.72	$14.94	$583.46
037-500-043	$377.72	$14.94	$583.46	037-510-007	$377.72	$14.94	$583.46	037-510-062	$377.72	$14.94	$583.46
037-500-044	$377.72	$14.94	$583.46	037-510-008	$377.72	$14.94	$583.46	037-510-063	$377.72	$14.94	$583.46
037-500-045	$377.72	$14.94	$583.46	037-510-009	$377.72	$14.94	$583.46	037-510-064	$377.72	$14.94	$583.46
037-500-046	$377.72	$14.94	$583.46	037-510-010	$377.72	$14.94	$583.46	037-510-065	$377.72	$14.94	$583.46
037-500-047	$377.72	$14.94	$583.46	037-510-011	$377.72	$14.94	$583.46	037-510-066	$377.72	$14.94	$583.46
037-500-048	$377.72	$14.94	$583.46	037-510-012	$377.72	$14.94	$583.46	037-510-067	$377.72	$14.94	$583.46
037-500-049	$377.72	$14.94	$583.46	037-510-013	$377.72	$14.94	$583.46	037-510-068	$377.72	$14.94	$583.46
037-500-050	$377.72	$14.94	$583.46	037-510-014	$377.72	$14.94	$583.46	037-510-069	$377.72	$14.94	$583.46
037-500-051	$377.72	$14.94	$583.46	037-510-015	$377.72	$14.94	$583.46	037-510-070	$377.72	$14.94	$583.46
037-500-052	$377.72	$14.94	$583.46	037-510-016	$377.72	$14.94	$583.46	037-510-071	$377.72	$14.94	$583.46
037-500-053	$377.72	$14.94	$583.46	037-510-017	$377.72	$14.94	$583.46	037-510-072	$377.72	$14.94	$583.46
037-500-054	$377.72	$14.94	$583.46	037-510-018	$377.72	$14.94	$583.46	037-510-073	$377.72	$14.94	$583.46
037-500-055	$377.72	$14.94	$583.46	037-510-019	$377.72	$14.94	$583.46	037-510-074	$377.72	$14.94	$583.46
037-500-056	$377.72	$14.94	$583.46	037-510-020	$377.72	$14.94	$583.46	037-510-075	$377.72	$14.94	$583.46
037-500-057	$377.72	$14.94	$583.46	037-510-021	$377.72	$14.94	$583.46	037-510-076	$377.72	$14.94	$583.46
037-500-058	$377.72	$14.94	$583.46	037-510-022	$377.72	$14.94	$583.46	037-510-077	$377.72	$14.94	$583.46
037-500-059	$377.72	$14.94	$583.46	037-510-023	$377.72	$14.94	$583.46	037-510-078	$377.72	$14.94	$583.46
037-500-060	$377.72	$14.94	$583.46	037-510-024	$377.72	$14.94	$583.46	037-510-079	$377.72	$14.94	$583.46
037-500-061	$377.72	$14.94	$583.46	037-510-025	$377.72	$14.94	$583.46	037-510-080	$377.72	$14.94	$583.46
037-500-062	$377.72	$14.94	$583.46	037-510-026	$377.72	$14.94	$583.46	037-510-081	$377.72	$14.94	$583.46
037-500-063	$377.72	$14.94	$583.46	037-510-027	$377.72	$14.94	$583.46	037-510-082	$377.72	$14.94	$583.46
037-500-064	$377.72	$14.94	$583.46	037-510-028	$377.72	$14.94	$583.46	037-510-083	$377.72	$14.94	$583.46
037-500-065	$377.72	$14.94	$583.46	037-510-029	$377.72	$14.94	$583.46	037-510-084	$377.72	$14.94	$583.46
037-500-066	$377.72	$14.94	$583.46	037-510-030	$377.72	$14.94	$583.46	037-510-085	$377.72	$14.94	$583.46
037-500-067	$377.72	$14.94	$583.46	037-510-031	$377.72	$14.94	$583.46	037-510-086	$377.72	$14.94	$583.46
037-500-068	$377.72	$14.94	$583.46	037-510-032	$377.72	$14.94	$583.46	037-510-087	$377.72	$14.94	$583.46
037-500-069	$377.72	$14.94	$583.46	037-510-033	$377.72	$14.94	$583.46	037-510-088	$377.72	$14.94	$583.46
037-500-070	$377.72	$14.94	$583.46	037-510-034	$377.72	$14.94	$583.46	037-510-089	$377.72	$14.94	$583.46
037-500-071	$377.72	$14.94	$583.46	037-510-035	$377.72	$14.94	$583.46	037-510-090	$377.72	$14.94	$583.46
037-500-072	$377.72	$14.94	$583.46	037-510-036	$377.72	$14.94	$583.46	037-510-091	$377.72	$14.94	$583.46
037-500-073	$377.72	$14.94	$583.46	037-510-037	$377.72	$14.94	$583.46	037-510-092	$377.72	$14.94	$583.46
037-500-074	$377.72	$14.94	$583.46	037-510-038	$377.72	$14.94	$583.46	037-510-093	$377.72	$14.94	$583.46
037-500-075	$377.72	$14.94	$583.46	037-510-039	$377.72	$14.94	$583.46	037-510-094	$377.72	$14.94	$583.46
037-500-076	$377.72	$14.94	$583.46	037-510-040	$377.72	$14.94	$583.46	037-510-095	$377.72	$14.94	$583.46
037-500-077	$377.72	$14.94	$583.46	037-510-041	$377.72	$14.94	$583.46	037-510-096	$377.72	$14.94	$583.46
037-500-078	$377.72	$14.94	$583.46	037-510-042	$377.72	$14.94	$583.46	037-510-097	$377.72	$14.94	$583.46
037-500-079	$377.72	$14.94	$583.46	037-510-043	$377.72	$14.94	$583.46	037-510-098	$377.72	$14.94	$583.46
037-500-080	$377.72	$14.94	$583.46	037-510-044	$377.72	$14.94	$583.46	037-510-099	$377.72	$14.94	$583.46
037-500-081	$377.72	$14.94	$583.46	037-510-045	$377.72	$14.94	$583.46	037-510-100	$377.72	$14.94	$583.46
037-500-082	$377.72	$14.94	$583.46	037-510-046	$377.72	$14.94	$583.46	037-520-001	$377.72	$14.94	$583.46
037-500-083	$377.72	$14.94	$583.46	037-510-047	$377.72	$14.94	$583.46	037-520-002	$377.72	$14.94	$583.46

CITY OF OAKLEY
STREET LIGHTING AND LANDSCAPE ASESSMENT DISTRICT
ZONES 1, 2, 3-22
FINAL ASSESSMENT ROLL
FISCAL YEAR 2025-26

Assessor's Parcel Number	Park Amount	Street Light Amount	Landscape Amount
037-520-003	$377.72	$14.94	$583.46
037-520-004	$377.72	$14.94	$583.46
037-520-005	$377.72	$14.94	$583.46
037-520-006	$377.72	$14.94	$583.46
037-520-007	$377.72	$14.94	$583.46
037-520-008	$377.72	$14.94	$583.46
037-520-009	$377.72	$14.94	$583.46
037-520-010	$377.72	$14.94	$583.46
037-520-011	$377.72	$14.94	$583.46
037-520-012	$377.72	$14.94	$583.46
037-520-013	$377.72	$14.94	$583.46
037-520-014	$377.72	$14.94	$583.46
037-520-015	$377.72	$14.94	$583.46
037-520-016	$377.72	$14.94	$583.46
037-520-017	$377.72	$14.94	$583.46
037-520-018	$377.72	$14.94	$583.46
037-520-019	$377.72	$14.94	$583.46
037-520-020	$377.72	$14.94	$583.46
037-520-021	$377.72	$14.94	$583.46
037-520-022	$377.72	$14.94	$583.46
037-520-023	$377.72	$14.94	$583.46
037-520-024	$377.72	$14.94	$583.46
037-520-025	$377.72	$14.94	$583.46
037-520-026	$377.72	$14.94	$583.46
037-520-027	$377.72	$14.94	$583.46
037-520-028	$377.72	$14.94	$583.46
037-520-029	$377.72	$14.94	$583.46
037-520-030	$377.72	$14.94	$583.46
037-520-031	$377.72	$14.94	$583.46
037-520-032	$377.72	$14.94	$583.46
037-520-033	$377.72	$14.94	$583.46
037-520-034	$377.72	$14.94	$583.46
037-520-035	$377.72	$14.94	$583.46
037-520-036	$377.72	$14.94	$583.46
037-520-037	$377.72	$14.94	$583.46
037-520-038	$377.72	$14.94	$583.46
037-520-039	$377.72	$14.94	$583.46
037-520-040	$377.72	$14.94	$583.46
037-520-041	$377.72	$14.94	$583.46
037-520-042	$377.72	$14.94	$583.46
037-520-043	$377.72	$14.94	$583.46
037-520-044	$377.72	$14.94	$583.46
037-520-045	$377.72	$14.94	$583.46
037-520-046	$377.72	$14.94	$583.46
037-520-047	$377.72	$14.94	$583.46
037-520-048	$377.72	$14.94	$583.46
037-520-049	$377.72	$14.94	$583.46
	Sub-Total		**$574,337.56**

CITY OF OAKLEY
STREET LIGHTING AND LANDSCAPE ASESSMENT DISTRICT
ZONES 1, 2, 3-23
FINAL ASSESSMENT ROLL
FISCAL YEAR 2025-26

Sorted by Zone & Assessor's Parcel Number

Assessor's Parcel Number	Park Amount	Street Light Amount	Landscape Amount	Assessor's Parcel Number	Park Amount	Street Light Amount	Landscape Amount	Assessor's Parcel Number	Park Amount	Street Light Amount	Landscape Amount
034-160-010	$377.72	$74.92	$676.26	034-160-065	$377.72	$74.92	$676.26	034-400-001	$377.72	$14.94	$676.26
034-160-011	$377.72	$74.92	$676.26	034-160-066	$377.72	$74.92	$676.26	034-400-002	$377.72	$14.94	$676.26
034-160-012	$377.72	$74.92	$676.26	034-160-067	$377.72	$74.92	$676.26	034-400-003	$377.72	$14.94	$676.26
034-160-013	$377.72	$74.92	$676.26	034-160-068	$377.72	$74.92	$676.26	034-400-004	$377.72	$14.94	$676.26
034-160-014	$377.72	$74.92	$676.26	034-160-069	$377.72	$74.92	$676.26	034-400-005	$377.72	$14.94	$676.26
034-160-015	$377.72	$74.92	$676.26	034-160-070	$377.72	$74.92	$676.26	034-400-006	$377.72	$14.94	$676.26
034-160-016	$377.72	$74.92	$676.26	034-160-071	$377.72	$74.92	$676.26	034-400-007	$377.72	$14.94	$676.26
034-160-017	$377.72	$74.92	$676.26	034-160-072	$377.72	$74.92	$676.26	034-400-008	$377.72	$14.94	$676.26
034-160-018	$377.72	$74.92	$676.26	034-160-073	$377.72	$74.92	$676.26	034-400-009	$377.72	$14.94	$676.26
034-160-019	$377.72	$74.92	$676.26	034-160-074	$377.72	$74.92	$676.26	034-400-010	$377.72	$14.94	$676.26
034-160-020	$377.72	$74.92	$676.26	034-160-075	$377.72	$74.92	$676.26	034-400-011	$377.72	$14.94	$676.26
034-160-021	$377.72	$74.92	$676.26	034-160-076	$377.72	$74.92	$676.26	034-400-012	$377.72	$14.94	$676.26
034-160-022	$377.72	$74.92	$676.26	034-160-077	$377.72	$74.92	$676.26	034-400-013	$377.72	$14.94	$676.26
034-160-023	$377.72	$74.92	$676.26	034-160-078	$377.72	$74.92	$676.26	034-400-014	$377.72	$14.94	$676.26
034-160-024	$377.72	$74.92	$676.26	034-160-079	$377.72	$74.92	$676.26	034-400-015	$377.72	$14.94	$676.26
034-160-025	$377.72	$74.92	$676.26	034-160-080	$377.72	$74.92	$676.26	034-400-016	$377.72	$14.94	$676.26
034-160-026	$377.72	$74.92	$676.26	034-160-081	$377.72	$74.92	$676.26	034-400-017	$377.72	$14.94	$676.26
034-160-027	$377.72	$74.92	$676.26	034-160-082	$377.72	$74.92	$676.26	034-400-018	$377.72	$14.94	$676.26
034-160-028	$377.72	$74.92	$676.26	034-160-083	$377.72	$74.92	$676.26	034-400-019	$377.72	$14.94	$676.26
034-160-029	$377.72	$74.92	$676.26	034-160-084	$377.72	$74.92	$676.26	034-400-020	$377.72	$14.94	$676.26
034-160-030	$377.72	$74.92	$676.26	034-160-085	$377.72	$74.92	$676.26	034-400-021	$377.72	$14.94	$676.26
034-160-031	$377.72	$74.92	$676.26	034-160-086	$377.72	$74.92	$676.26	034-400-022	$377.72	$14.94	$676.26
034-160-032	$377.72	$74.92	$676.26	034-160-087	$377.72	$74.92	$676.26	034-400-023	$377.72	$14.94	$676.26
034-160-033	$377.72	$74.92	$676.26	034-160-088	$377.72	$74.92	$676.26	034-400-024	$377.72	$14.94	$676.26
034-160-034	$377.72	$74.92	$676.26	034-160-089	$377.72	$74.92	$676.26	034-400-025	$377.72	$14.94	$676.26
034-160-035	$377.72	$74.92	$676.26	034-160-090	$377.72	$74.92	$676.26	034-400-026	$377.72	$14.94	$676.26
034-160-036	$377.72	$74.92	$676.26	034-160-091	$377.72	$74.92	$676.26	034-400-027	$377.72	$14.94	$676.26
034-160-037	$377.72	$74.92	$676.26	034-160-092	$377.72	$74.92	$676.26	034-400-028	$377.72	$14.94	$676.26
034-160-038	$377.72	$74.92	$676.26	034-160-093	$377.72	$74.92	$676.26	034-400-029	$377.72	$14.94	$676.26
034-160-039	$377.72	$74.92	$676.26	034-160-094	$377.72	$74.92	$676.26	034-400-030	$377.72	$14.94	$676.26
034-160-040	$377.72	$74.92	$676.26	034-160-095	$377.72	$74.92	$676.26	034-400-031	$377.72	$14.94	$676.26
034-160-041	$377.72	$74.92	$676.26	034-160-096	$377.72	$74.92	$676.26	034-400-032	$377.72	$14.94	$676.26
034-160-042	$377.72	$74.92	$676.26	034-160-097	$377.72	$74.92	$676.26	034-400-033	$377.72	$14.94	$676.26
034-160-043	$377.72	$74.92	$676.26	034-160-098	$377.72	$74.92	$676.26	034-400-034	$377.72	$14.94	$676.26
034-160-044	$377.72	$74.92	$676.26	034-160-099	$377.72	$74.92	$676.26	034-400-035	$377.72	$14.94	$676.26
034-160-045	$377.72	$74.92	$676.26	034-160-100	$377.72	$74.92	$676.26	034-400-036	$377.72	$14.94	$676.26
034-160-046	$377.72	$74.92	$676.26	034-160-101	$377.72	$74.92	$676.26	034-400-037	$377.72	$14.94	$676.26
034-160-047	$377.72	$74.92	$676.26	034-160-102	$377.72	$74.92	$676.26	034-400-038	$377.72	$14.94	$676.26
034-160-048	$377.72	$74.92	$676.26	034-160-103	$377.72	$74.92	$676.26	034-400-039	$377.72	$14.94	$676.26
034-160-049	$377.72	$74.92	$676.26	034-160-104	$377.72	$74.92	$676.26	034-400-040	$377.72	$14.94	$676.26
034-160-050	$377.72	$74.92	$676.26	034-160-105	$377.72	$74.92	$676.26	034-410-001	$377.72	$14.94	$676.26
034-160-051	$377.72	$74.92	$676.26	034-160-106	$377.72	$74.92	$676.26	034-410-002	$377.72	$14.94	$676.26
034-160-052	$377.72	$74.92	$676.26	034-160-107	$377.72	$74.92	$676.26	034-410-003	$377.72	$14.94	$676.26
034-160-053	$377.72	$74.92	$676.26	034-160-108	$377.72	$74.92	$676.26	034-410-004	$377.72	$14.94	$676.26
034-160-054	$377.72	$74.92	$676.26	034-160-109	$377.72	$74.92	$676.26	034-410-005	$377.72	$14.94	$676.26
034-160-055	$377.72	$74.92	$676.26	034-160-110	$377.72	$74.92	$676.26	034-410-006	$377.72	$14.94	$676.26
034-160-056	$377.72	$74.92	$676.26	034-160-111	$377.72	$74.92	$676.26	034-410-007	$377.72	$14.94	$676.26
034-160-057	$377.72	$74.92	$676.26	034-160-112	$377.72	$74.92	$676.26	034-410-008	$377.72	$14.94	$676.26
034-160-058	$377.72	$74.92	$676.26	034-160-113	$377.72	$74.92	$676.26	034-410-009	$377.72	$14.94	$676.26
034-160-059	$377.72	$74.92	$676.26	034-160-114	$377.72	$74.92	$676.26	034-410-010	$377.72	$14.94	$676.26
034-160-060	$377.72	$74.92	$676.26	034-160-115	$377.72	$74.92	$676.26	034-410-011	$377.72	$14.94	$676.26
034-160-061	$377.72	$74.92	$676.26	034-160-116	$377.72	$74.92	$676.26	034-410-012	$377.72	$14.94	$676.26
034-160-062	$377.72	$74.92	$676.26	034-160-117	$377.72	$74.92	$676.26	034-410-013	$377.72	$14.94	$676.26
034-160-063	$377.72	$74.92	$676.26	034-160-118	$377.72	$74.92	$676.26	034-410-014	$377.72	$14.94	$676.26
034-160-064	$377.72	$74.92	$676.26	034-160-119	$377.72	$74.92	$676.26	034-410-015	$377.72	$14.94	$676.26

CITY OF OAKLEY
STREET LIGHTING AND LANDSCAPE ASESSMENT DISTRICT
ZONES 1, 2, 3-23
FINAL ASSESSMENT ROLL
FISCAL YEAR 2025-26

Sorted by Zone & Assessor's Parcel Number

Assessor's Parcel Number	Park Amount	Street Light Amount	Landscape Amount	Assessor's Parcel Number	Park Amount	Street Light Amount	Landscape Amount	Assessor's Parcel Number	Park Amount	Street Light Amount	Landscape Amount
034-410-016	$377.72	$14.94	$676.26	034-410-071	$377.72	$14.94	$676.26	034-420-053	$377.72	$14.94	$676.26
034-410-017	$377.72	$14.94	$676.26	034-410-072	$377.72	$14.94	$676.26	034-420-054	$377.72	$14.94	$676.26
034-410-018	$377.72	$14.94	$676.26	034-410-073	$377.72	$14.94	$676.26	034-420-055	$377.72	$14.94	$676.26
034-410-019	$377.72	$14.94	$676.26	034-420-001	$377.72	$14.94	$676.26	034-420-056	$377.72	$14.94	$676.26
034-410-020	$377.72	$14.94	$676.26	034-420-002	$377.72	$14.94	$676.26	034-420-057	$377.72	$14.94	$676.26
034-410-021	$377.72	$14.94	$676.26	034-420-003	$377.72	$14.94	$676.26	034-420-058	$377.72	$14.94	$676.26
034-410-022	$377.72	$14.94	$676.26	034-420-004	$377.72	$14.94	$676.26	034-420-059	$377.72	$14.94	$676.26
034-410-023	$377.72	$14.94	$676.26	034-420-005	$377.72	$14.94	$676.26	034-420-060	$377.72	$14.94	$676.26
034-410-024	$377.72	$14.94	$676.26	034-420-006	$377.72	$14.94	$676.26	034-420-061	$377.72	$14.94	$676.26
034-410-025	$377.72	$14.94	$676.26	034-420-007	$377.72	$14.94	$676.26	034-420-062	$377.72	$14.94	$676.26
034-410-026	$377.72	$14.94	$676.26	034-420-008	$377.72	$14.94	$676.26	034-420-063	$377.72	$14.94	$676.26
034-410-027	$377.72	$14.94	$676.26	034-420-009	$377.72	$14.94	$676.26	034-420-064	$377.72	$14.94	$676.26
034-410-028	$377.72	$14.94	$676.26	034-420-010	$377.72	$14.94	$676.26	034-420-065	$377.72	$14.94	$676.26
034-410-029	$377.72	$14.94	$676.26	034-420-011	$377.72	$14.94	$676.26	034-420-066	$377.72	$14.94	$676.26
034-410-030	$377.72	$14.94	$676.26	034-420-012	$377.72	$14.94	$676.26	034-420-067	$377.72	$14.94	$676.26
034-410-031	$377.72	$14.94	$676.26	034-420-013	$377.72	$14.94	$676.26	034-420-068	$377.72	$14.94	$676.26
034-410-032	$377.72	$14.94	$676.26	034-420-014	$377.72	$14.94	$676.26	034-420-069	$377.72	$14.94	$676.26
034-410-033	$377.72	$14.94	$676.26	034-420-015	$377.72	$14.94	$676.26	034-420-070	$377.72	$14.94	$676.26
034-410-034	$377.72	$14.94	$676.26	034-420-016	$377.72	$14.94	$676.26	034-420-071	$377.72	$14.94	$676.26
034-410-035	$377.72	$14.94	$676.26	034-420-017	$377.72	$14.94	$676.26	034-420-072	$377.72	$14.94	$676.26
034-410-036	$377.72	$14.94	$676.26	034-420-018	$377.72	$14.94	$676.26	034-420-073	$377.72	$14.94	$676.26
034-410-037	$377.72	$14.94	$676.26	034-420-019	$377.72	$14.94	$676.26	034-420-074	$377.72	$14.94	$676.26
034-410-038	$377.72	$14.94	$676.26	034-420-020	$377.72	$14.94	$676.26	034-420-075	$377.72	$14.94	$676.26
034-410-039	$377.72	$14.94	$676.26	034-420-021	$377.72	$14.94	$676.26	034-420-076	$377.72	$14.94	$676.26
034-410-040	$377.72	$14.94	$676.26	034-420-022	$377.72	$14.94	$676.26	034-420-077	$377.72	$14.94	$676.26
034-410-041	$377.72	$14.94	$676.26	034-420-023	$377.72	$14.94	$676.26	034-420-078	$377.72	$14.94	$676.26
034-410-042	$377.72	$14.94	$676.26	034-420-024	$377.72	$14.94	$676.26	034-430-001	$377.72	$14.94	$676.26
034-410-043	$377.72	$14.94	$676.26	034-420-025	$377.72	$14.94	$676.26	034-430-002	$377.72	$14.94	$676.26
034-410-044	$377.72	$14.94	$676.26	034-420-026	$377.72	$14.94	$676.26	034-430-003	$377.72	$14.94	$676.26
034-410-045	$377.72	$14.94	$676.26	034-420-027	$377.72	$14.94	$676.26	034-430-004	$377.72	$14.94	$676.26
034-410-046	$377.72	$14.94	$676.26	034-420-028	$377.72	$14.94	$676.26	034-430-005	$377.72	$14.94	$676.26
034-410-047	$377.72	$14.94	$676.26	034-420-029	$377.72	$14.94	$676.26	034-430-006	$377.72	$14.94	$676.26
034-410-048	$377.72	$14.94	$676.26	034-420-030	$377.72	$14.94	$676.26	034-430-007	$377.72	$14.94	$676.26
034-410-049	$377.72	$14.94	$676.26	034-420-031	$377.72	$14.94	$676.26	034-430-008	$377.72	$14.94	$676.26
034-410-050	$377.72	$14.94	$676.26	034-420-032	$377.72	$14.94	$676.26	034-430-009	$377.72	$14.94	$676.26
034-410-051	$377.72	$14.94	$676.26	034-420-033	$377.72	$14.94	$676.26	034-430-010	$377.72	$14.94	$676.26
034-410-052	$377.72	$14.94	$676.26	034-420-034	$377.72	$14.94	$676.26	034-430-011	$377.72	$14.94	$676.26
034-410-053	$377.72	$14.94	$676.26	034-420-035	$377.72	$14.94	$676.26	034-430-012	$377.72	$14.94	$676.26
034-410-054	$377.72	$14.94	$676.26	034-420-036	$377.72	$14.94	$676.26	034-430-013	$377.72	$14.94	$676.26
034-410-055	$377.72	$14.94	$676.26	034-420-037	$377.72	$14.94	$676.26	034-430-014	$377.72	$14.94	$676.26
034-410-056	$377.72	$14.94	$676.26	034-420-038	$377.72	$14.94	$676.26	034-430-015	$377.72	$14.94	$676.26
034-410-057	$377.72	$14.94	$676.26	034-420-039	$377.72	$14.94	$676.26	034-430-016	$377.72	$14.94	$676.26
034-410-058	$377.72	$14.94	$676.26	034-420-040	$377.72	$14.94	$676.26	034-430-017	$377.72	$14.94	$676.26
034-410-059	$377.72	$14.94	$676.26	034-420-041	$377.72	$14.94	$676.26	034-430-018	$377.72	$14.94	$676.26
034-410-060	$377.72	$14.94	$676.26	034-420-042	$377.72	$14.94	$676.26	034-430-019	$377.72	$14.94	$676.26
034-410-061	$377.72	$14.94	$676.26	034-420-043	$377.72	$14.94	$676.26	034-430-020	$377.72	$14.94	$676.26
034-410-062	$377.72	$14.94	$676.26	034-420-044	$377.72	$14.94	$676.26	034-430-021	$377.72	$14.94	$676.26
034-410-063	$377.72	$14.94	$676.26	034-420-045	$377.72	$14.94	$676.26	034-430-022	$377.72	$14.94	$676.26
034-410-064	$377.72	$14.94	$676.26	034-420-046	$377.72	$14.94	$676.26	034-430-023	$377.72	$14.94	$676.26
034-410-065	$377.72	$14.94	$676.26	034-420-047	$377.72	$14.94	$676.26	034-430-024	$377.72	$14.94	$676.26
034-410-066	$377.72	$14.94	$676.26	034-420-048	$377.72	$14.94	$676.26	034-430-025	$377.72	$14.94	$676.26
034-410-067	$377.72	$14.94	$676.26	034-420-049	$377.72	$14.94	$676.26	034-430-026	$377.72	$14.94	$676.26
034-410-068	$377.72	$14.94	$676.26	034-420-050	$377.72	$14.94	$676.26	034-430-027	$377.72	$14.94	$676.26
034-410-069	$377.72	$14.94	$676.26	034-420-051	$377.72	$14.94	$676.26	034-430-028	$377.72	$14.94	$676.26
034-410-070	$377.72	$14.94	$676.26	034-420-052	$377.72	$14.94	$676.26	034-430-029	$377.72	$14.94	$676.26

CITY OF OAKLEY
STREET LIGHTING AND LANDSCAPE ASESSMENT DISTRICT
ZONES 1, 2, 3-23
FINAL ASSESSMENT ROLL
FISCAL YEAR 2025-26

Sorted by Zone & Assessor's Parcel Number

Assessor's Parcel Number	Park Amount	Street Light Amount	Landscape Amount
034-430-030	$377.72	$14.94	$676.26
034-430-031	$377.72	$14.94	$676.26
034-430-032	$377.72	$14.94	$676.26
034-430-033	$377.72	$14.94	$676.26
034-430-034	$377.72	$14.94	$676.26
034-430-035	$377.72	$14.94	$676.26
034-430-036	$377.72	$14.94	$676.26
034-430-037	$377.72	$14.94	$676.26
034-430-038	$377.72	$14.94	$676.26
034-430-039	$377.72	$14.94	$676.26
034-430-040	$377.72	$74.92	$676.26
034-430-041	$377.72	$74.92	$676.26
034-430-042	$377.72	$74.92	$676.26
034-430-043	$377.72	$74.92	$676.26
034-430-044	$377.72	$74.92	$676.26
034-430-045	$377.72	$74.92	$676.26
034-430-046	$377.72	$74.92	$676.26
034-430-047	$377.72	$74.92	$676.26
034-430-048	$377.72	$74.92	$676.26
034-430-049	$377.72	$74.92	$676.26
034-430-050	$377.72	$74.92	$676.26
034-430-051	$377.72	$74.92	$676.26
034-430-052	$377.72	$74.92	$676.26
034-430-053	$377.72	$74.92	$676.26
034-430-054	$377.72	$74.92	$676.26
034-430-055	$377.72	$74.92	$676.26
034-430-056	$377.72	$74.92	$676.26
034-440-001	$377.72	$14.94	$676.26
034-440-002	$377.72	$14.94	$676.26
034-440-003	$377.72	$14.94	$676.26
034-440-004	$377.72	$14.94	$676.26
034-440-005	$377.72	$14.94	$676.26
034-440-006	$377.72	$14.94	$676.26
034-440-007	$377.72	$14.94	$676.26
034-440-008	$377.72	$14.94	$676.26
034-440-009	$377.72	$14.94	$676.26
034-440-010	$377.72	$14.94	$676.26
034-440-011	$377.72	$14.94	$676.26
034-440-012	$377.72	$14.94	$676.26
034-440-013	$377.72	$14.94	$676.26
034-440-014	$377.72	$14.94	$676.26
034-440-015	$377.72	$14.94	$676.26
034-440-016	$377.72	$14.94	$676.26
034-440-017	$377.72	$14.94	$676.26
034-440-018	$377.72	$14.94	$676.26
034-440-019	$377.72	$14.94	$676.26
034-440-020	$377.72	$14.94	$676.26
034-440-021	$377.72	$14.94	$676.26
034-440-022	$377.72	$14.94	$676.26
034-440-023	$377.72	$14.94	$676.26
034-440-024	$377.72	$14.94	$676.26
034-440-025	$377.72	$14.94	$676.26
034-440-026	$377.72	$14.94	$676.26
034-440-027	$377.72	$14.94	$676.26
034-440-028	$377.72	$14.94	$676.26
034-440-029	$377.72	$14.94	$676.26
034-440-030	$377.72	$14.94	$676.26
034-440-031	$377.72	$14.94	$676.26
034-440-032	$377.72	$14.94	$676.26
034-440-033	$377.72	$14.94	$676.26
034-440-034	$377.72	$14.94	$676.26
034-440-035	$377.72	$14.94	$676.26
034-440-036	$377.72	$14.94	$676.26
034-440-037	$377.72	$14.94	$676.26
034-440-038	$377.72	$14.94	$676.26
034-450-001	$377.72	$14.94	$676.26
034-450-002	$377.72	$14.94	$676.26
034-450-003	$377.72	$14.94	$676.26
034-450-004	$377.72	$14.94	$676.26
034-450-005	$377.72	$14.94	$676.26
034-450-006	$377.72	$14.94	$676.26
034-450-007	$377.72	$14.94	$676.26
034-450-008	$377.72	$14.94	$676.26
034-450-009	$377.72	$14.94	$676.26
034-450-010	$377.72	$14.94	$676.26
034-450-011	$377.72	$14.94	$676.26
034-450-012	$377.72	$14.94	$676.26
034-450-013	$377.72	$14.94	$676.26
034-450-014	$377.72	$14.94	$676.26
034-450-015	$377.72	$14.94	$676.26
034-450-016	$377.72	$14.94	$676.26
034-450-017	$377.72	$14.94	$676.26
034-450-018	$377.72	$14.94	$676.26
034-450-019	$377.72	$14.94	$676.26
034-450-020	$377.72	$14.94	$676.26
034-450-021	$377.72	$14.94	$676.26
034-450-022	$377.72	$14.94	$676.26
034-450-023	$377.72	$14.94	$676.26
034-450-024	$377.72	$14.94	$676.26
034-450-025	$377.72	$14.94	$676.26
034-450-026	$377.72	$14.94	$676.26
034-450-027	$377.72	$14.94	$676.26
034-450-028	$377.72	$14.94	$676.26
034-450-029	$377.72	$14.94	$676.26
034-450-030	$377.72	$14.94	$676.26
034-450-031	$377.72	$14.94	$676.26
034-450-032	$377.72	$14.94	$676.26
034-450-033	$377.72	$14.94	$676.26
034-450-034	$377.72	$14.94	$676.26
034-450-035	$377.72	$14.94	$676.26
034-450-036	$377.72	$14.94	$676.26
034-450-037	$377.72	$14.94	$676.26
034-450-038	$377.72	$14.94	$676.26
034-450-039	$377.72	$14.94	$676.26
034-450-040	$377.72	$14.94	$676.26
034-450-041	$377.72	$14.94	$676.26
034-450-042	$377.72	$14.94	$676.26
034-450-043	$377.72	$14.94	$676.26
034-450-044	$377.72	$14.94	$676.26
034-450-045	$377.72	$14.94	$676.26
034-450-046	$377.72	$14.94	$676.26
034-450-047	$377.72	$14.94	$676.26
034-450-048	$377.72	$14.94	$676.26
034-460-001	$377.72	$14.94	$676.26
034-460-002	$377.72	$14.94	$676.26
034-460-003	$377.72	$14.94	$676.26
034-460-004	$377.72	$14.94	$676.26
034-460-005	$377.72	$14.94	$676.26
034-460-006	$377.72	$14.94	$676.26
034-460-007	$377.72	$14.94	$676.26
034-460-008	$377.72	$14.94	$676.26
034-460-009	$377.72	$14.94	$676.26
034-460-010	$377.72	$14.94	$676.26
034-460-011	$377.72	$14.94	$676.26
034-460-012	$377.72	$14.94	$676.26
034-460-013	$377.72	$14.94	$676.26
034-460-014	$377.72	$14.94	$676.26
034-460-015	$377.72	$14.94	$676.26
034-460-016	$377.72	$14.94	$676.26
034-460-017	$377.72	$14.94	$676.26
034-460-018	$377.72	$14.94	$676.26
034-460-019	$377.72	$14.94	$676.26
034-460-020	$377.72	$14.94	$676.26
034-460-021	$377.72	$14.94	$676.26
034-460-022	$377.72	$14.94	$676.26
034-460-023	$377.72	$14.94	$676.26
034-460-024	$377.72	$14.94	$676.26
034-460-025	$377.72	$14.94	$676.26
034-460-026	$377.72	$14.94	$676.26
034-460-027	$377.72	$14.94	$676.26
034-460-028	$377.72	$14.94	$676.26
034-460-029	$377.72	$14.94	$676.26
034-460-030	$377.72	$14.94	$676.26
034-460-031	$377.72	$14.94	$676.26
034-460-032	$377.72	$14.94	$676.26
034-460-033	$377.72	$14.94	$676.26
034-460-034	$377.72	$14.94	$676.26
034-460-035	$377.72	$14.94	$676.26
034-460-036	$377.72	$14.94	$676.26
034-460-037	$377.72	$14.94	$676.26
034-460-038	$377.72	$14.94	$676.26
034-460-039	$377.72	$14.94	$676.26
034-460-040	$377.72	$14.94	$676.26
034-460-041	$377.72	$14.94	$676.26
034-460-042	$377.72	$14.94	$676.26
034-460-043	$377.72	$14.94	$676.26
034-460-044	$377.72	$14.94	$676.26
034-460-045	$377.72	$14.94	$676.26
034-460-046	$377.72	$14.94	$676.26
034-470-001	$377.72	$14.94	$676.26
034-470-002	$377.72	$14.94	$676.26
034-470-003	$377.72	$14.94	$676.26
034-470-004	$377.72	$14.94	$676.26
034-470-005	$377.72	$14.94	$676.26
034-470-006	$377.72	$14.94	$676.26

CITY OF OAKLEY
STREET LIGHTING AND LANDSCAPE ASESSMENT DISTRICT
ZONES 1, 2, 3-23
FINAL ASSESSMENT ROLL
FISCAL YEAR 2025-26

Sorted by Zone & Assessor's Parcel Number

Assessor's Parcel Number	Park Amount	Street Light Amount	Landscape Amount
034-470-007	$377.72	$14.94	$676.26
034-470-008	$377.72	$14.94	$676.26
034-470-009	$377.72	$14.94	$676.26
034-470-010	$377.72	$14.94	$676.26
034-470-011	$377.72	$14.94	$676.26
034-470-012	$377.72	$14.94	$676.26
034-470-013	$377.72	$14.94	$676.26
034-470-014	$377.72	$14.94	$676.26
034-470-015	$377.72	$14.94	$676.26
034-470-016	$377.72	$14.94	$676.26
034-470-017	$377.72	$14.94	$676.26
034-470-018	$377.72	$14.94	$676.26
034-470-019	$377.72	$14.94	$676.26
034-470-020	$377.72	$14.94	$676.26
034-470-021	$377.72	$14.94	$676.26
034-470-022	$377.72	$14.94	$676.26
034-470-023	$377.72	$14.94	$676.26
034-470-024	$377.72	$14.94	$676.26
034-470-025	$377.72	$14.94	$676.26
034-470-026	$377.72	$14.94	$676.26
034-470-027	$377.72	$14.94	$676.26
034-470-028	$377.72	$14.94	$676.26
034-470-029	$377.72	$14.94	$676.26
034-470-030	$377.72	$14.94	$676.26
034-470-031	$377.72	$14.94	$676.26
034-470-032	$377.72	$14.94	$676.26
034-470-036	$377.72	$74.92	$676.26
034-470-037	$377.72	$74.92	$676.26
034-470-038	$377.72	$74.92	$676.26
034-470-039	$377.72	$74.92	$676.26
034-470-040	$377.72	$74.92	$676.26
034-470-041	$377.72	$74.92	$676.26
034-470-042	$377.72	$74.92	$676.26
034-470-043	$377.72	$74.92	$676.26
034-470-044	$377.72	$74.92	$676.26
034-470-045	$377.72	$74.92	$676.26
034-470-047	$566.58	$37.46	$1,014.38
034-550-001	$377.72	$14.94	$676.26
034-550-002	$377.72	$14.94	$676.26
034-550-003	$377.72	$14.94	$676.26
034-550-004	$377.72	$14.94	$676.26
034-550-005	$377.72	$14.94	$676.26
034-550-006	$377.72	$14.94	$676.26
034-550-007	$377.72	$14.94	$676.26
034-550-008	$377.72	$14.94	$676.26
034-550-009	$377.72	$14.94	$676.26
034-550-010	$377.72	$14.94	$676.26
034-550-011	$377.72	$14.94	$676.26
034-550-012	$377.72	$14.94	$676.26
034-550-013	$377.72	$14.94	$676.26
034-550-014	$377.72	$14.94	$676.26
034-550-015	$377.72	$14.94	$676.26
034-550-016	$377.72	$14.94	$676.26
034-550-017	$377.72	$14.94	$676.26
034-550-018	$377.72	$14.94	$676.26
034-550-019	$377.72	$14.94	$676.26
034-550-020	$377.72	$14.94	$676.26
034-550-021	$377.72	$14.94	$676.26
034-550-022	$377.72	$14.94	$676.26
034-550-023	$377.72	$14.94	$676.26
034-550-024	$377.72	$14.94	$676.26
034-550-025	$377.72	$14.94	$676.26
034-550-026	$377.72	$14.94	$676.26
034-550-027	$377.72	$14.94	$676.26
034-550-028	$377.72	$14.94	$676.26
034-550-029	$377.72	$14.94	$676.26
034-550-030	$377.72	$14.94	$676.26
034-550-031	$377.72	$14.94	$676.26
034-550-032	$377.72	$14.94	$676.26
034-550-033	$377.72	$14.94	$676.26
034-550-034	$377.72	$14.94	$676.26
034-550-035	$377.72	$14.94	$676.26
034-550-036	$377.72	$14.94	$676.26
034-550-037	$377.72	$14.94	$676.26
034-550-038	$377.72	$14.94	$676.26
034-550-039	$377.72	$14.94	$676.26
034-550-040	$377.72	$14.94	$676.26
034-550-041	$377.72	$14.94	$676.26
034-550-042	$377.72	$14.94	$676.26
034-550-043	$377.72	$14.94	$676.26
034-550-044	$377.72	$14.94	$676.26
034-550-045	$377.72	$14.94	$676.26
034-550-046	$377.72	$14.94	$676.26
034-550-047	$377.72	$14.94	$676.26
034-550-048	$377.72	$14.94	$676.26
034-550-049	$377.72	$14.94	$676.26
034-550-050	$377.72	$14.94	$676.26
034-550-051	$377.72	$14.94	$676.26
034-550-052	$377.72	$14.94	$676.26
034-550-053	$377.72	$14.94	$676.26
034-550-054	$377.72	$14.94	$676.26
034-550-055	$377.72	$14.94	$676.26
034-550-056	$377.72	$14.94	$676.26
034-550-057	$377.72	$14.94	$676.26
034-550-058	$377.72	$14.94	$676.26
034-550-059	$188.86	$7.46	$338.12
034-550-060	$377.72	$14.94	$676.26
034-550-061	$377.72	$14.94	$676.26
034-550-062	$377.72	$14.94	$676.26
034-550-063	$377.72	$14.94	$676.26
034-550-064	$188.86	$7.46	$338.12
034-550-065	$377.72	$14.94	$676.26
034-550-066	$377.72	$14.94	$676.26
034-550-067	$377.72	$14.94	$676.26
034-550-068	$377.72	$14.94	$676.26
034-550-069	$377.72	$14.94	$676.26
034-550-070	$377.72	$14.94	$676.26
034-550-071	$377.72	$14.94	$676.26
034-550-072	$377.72	$14.94	$676.26
034-550-073	$377.72	$14.94	$676.26
034-550-074	$377.72	$14.94	$676.26
034-550-075	$377.72	$14.94	$676.26
034-550-076	$377.72	$14.94	$676.26
034-550-077	$377.72	$14.94	$676.26
034-550-078	$377.72	$14.94	$676.26
034-550-079	$377.72	$14.94	$676.26
034-550-080	$377.72	$14.94	$676.26
034-550-081	$377.72	$14.94	$676.26
034-550-082	$377.72	$14.94	$676.26
034-560-001	$188.86	$7.46	$338.12
034-560-002	$188.86	$7.46	$338.12
034-560-003	$188.86	$7.46	$338.12
034-560-004	$188.86	$7.46	$338.12
034-560-005	$188.86	$7.46	$338.12
034-560-006	$188.86	$7.46	$338.12
034-560-007	$188.86	$7.46	$338.12
034-560-008	$188.86	$7.46	$338.12
034-560-009	$188.86	$7.46	$338.12
034-560-010	$188.86	$7.46	$338.12
034-560-011	$188.86	$7.46	$338.12
034-560-012	$188.86	$7.46	$338.12
034-560-013	$188.86	$7.46	$338.12
034-560-014	$188.86	$7.46	$338.12
034-560-015	$188.86	$7.46	$338.12
034-560-016	$188.86	$7.46	$338.12
034-560-017	$188.86	$7.46	$338.12
034-560-018	$188.86	$7.46	$338.12
034-560-019	$188.86	$7.46	$338.12
034-560-020	$188.86	$7.46	$338.12
034-560-021	$188.86	$7.46	$338.12
034-560-022	$188.86	$7.46	$338.12
034-560-023	$188.86	$7.46	$338.12
034-560-024	$188.86	$7.46	$338.12
034-560-025	$188.86	$7.46	$338.12
034-560-026	$188.86	$7.46	$338.12
034-560-027	$188.86	$7.46	$338.12
034-560-028	$188.86	$7.46	$338.12
034-560-029	$188.86	$7.46	$338.12
034-560-030	$188.86	$7.46	$338.12
034-560-031	$188.86	$7.46	$338.12
034-560-032	$188.86	$7.46	$338.12
034-560-033	$188.86	$7.46	$338.12
034-560-034	$188.86	$7.46	$338.12
034-560-035	$188.86	$7.46	$338.12
034-560-036	$188.86	$7.46	$338.12
034-560-037	$188.86	$7.46	$338.12
034-560-038	$188.86	$7.46	$338.12
034-560-039	$188.86	$7.46	$338.12
034-560-040	$188.86	$7.46	$338.12
034-560-041	$188.86	$7.46	$338.12
034-560-042	$188.86	$7.46	$338.12
034-560-043	$188.86	$7.46	$338.12
034-560-044	$188.86	$7.46	$338.12
034-560-045	$188.86	$7.46	$338.12
034-560-046	$188.86	$7.46	$338.12

CITY OF OAKLEY
STREET LIGHTING AND LANDSCAPE ASESSMENT DISTRICT
ZONES 1, 2, 3-23
FINAL ASSESSMENT ROLL
FISCAL YEAR 2025-26

Sorted by Zone & Assessor's Parcel Number

Assessor's Parcel Number	Park Amount	Street Light Amount	Landscape Amount
034-560-047	$188.86	$7.46	$338.12
034-560-048	$188.86	$7.46	$338.12
034-560-049	$188.86	$7.46	$338.12
034-560-050	$188.86	$7.46	$338.12
034-560-051	$188.86	$7.46	$338.12
034-560-052	$188.86	$7.46	$338.12
034-560-053	$188.86	$7.46	$338.12
034-560-054	$188.86	$7.46	$338.12
034-560-055	$188.86	$7.46	$338.12
034-560-056	$188.86	$7.46	$338.12
034-560-057	$188.86	$7.46	$338.12
034-560-058	$188.86	$7.46	$338.12
034-560-059	$188.86	$7.46	$338.12
034-560-060	$188.86	$7.46	$338.12
034-560-061	$188.86	$7.46	$338.12
034-560-062	$188.86	$7.46	$338.12
034-560-063	$188.86	$7.46	$338.12
034-560-064	$188.86	$7.46	$338.12
034-560-065	$188.86	$7.46	$338.12
034-560-066	$188.86	$7.46	$338.12
034-560-067	$188.86	$7.46	$338.12
034-560-068	$188.86	$7.46	$338.12
034-560-069	$188.86	$7.46	$338.12
034-560-070	$188.86	$7.46	$338.12
034-560-071	$188.86	$7.46	$338.12
034-560-072	$188.86	$7.46	$338.12
034-560-073	$188.86	$7.46	$338.12
034-570-001	$188.86	$7.46	$338.12
034-570-002	$188.86	$7.46	$338.12
034-570-003	$188.86	$7.46	$338.12
034-570-004	$188.86	$7.46	$338.12
034-570-005	$188.86	$7.46	$338.12
034-570-006	$188.86	$7.46	$338.12
034-570-007	$188.86	$7.46	$338.12
034-570-008	$188.86	$7.46	$338.12
034-570-009	$188.86	$7.46	$338.12
034-570-010	$188.86	$7.46	$338.12
034-570-011	$188.86	$7.46	$338.12
034-570-012	$188.86	$7.46	$338.12
034-570-013	$188.86	$7.46	$338.12
034-570-014	$188.86	$7.46	$338.12
034-570-015	$188.86	$7.46	$338.12
034-570-016	$188.86	$7.46	$338.12
034-570-017	$188.86	$7.46	$338.12
034-570-018	$188.86	$7.46	$338.12
034-570-019	$188.86	$7.46	$338.12
034-570-020	$188.86	$7.46	$338.12
034-570-021	$188.86	$7.46	$338.12
034-570-022	$188.86	$7.46	$338.12
034-570-023	$188.86	$7.46	$338.12
034-570-024	$188.86	$7.46	$338.12
034-570-025	$188.86	$7.46	$338.12
034-570-026	$188.86	$7.46	$338.12
034-570-027	$188.86	$7.46	$338.12
034-570-028	$188.86	$7.46	$338.12
034-570-029	$188.86	$7.46	$338.12
034-570-030	$188.86	$7.46	$338.12
034-570-031	$188.86	$7.46	$338.12
034-570-032	$188.86	$7.46	$338.12
034-570-033	$188.86	$7.46	$338.12
034-570-034	$188.86	$7.46	$338.12
034-570-035	$188.86	$7.46	$338.12
034-570-036	$188.86	$7.46	$338.12
034-570-037	$188.86	$7.46	$338.12
034-570-038	$188.86	$7.46	$338.12
034-570-039	$188.86	$7.46	$338.12
034-570-040	$188.86	$7.46	$338.12
034-570-041	$188.86	$7.46	$338.12
034-570-042	$188.86	$7.46	$338.12
034-570-043	$188.86	$7.46	$338.12
034-570-044	$188.86	$7.46	$338.12
034-570-045	$188.86	$7.46	$338.12
034-570-046	$188.86	$7.46	$338.12
034-570-047	$188.86	$7.46	$338.12
034-570-048	$188.86	$7.46	$338.12
034-570-049	$188.86	$7.46	$338.12
034-570-050	$188.86	$7.46	$338.12
034-570-051	$188.86	$7.46	$338.12
034-570-052	$188.86	$7.46	$338.12
034-570-053	$188.86	$7.46	$338.12
034-570-054	$188.86	$7.46	$338.12
034-570-055	$188.86	$7.46	$338.12
034-570-056	$188.86	$7.46	$338.12
034-570-057	$188.86	$7.46	$338.12
034-570-058	$188.86	$7.46	$338.12
034-570-059	$188.86	$7.46	$338.12
034-570-060	$188.86	$7.46	$338.12
034-580-001	$377.72	$74.92	$676.26
034-580-002	$377.72	$74.92	$676.26
034-580-003	$377.72	$74.92	$676.26
034-580-004	$377.72	$74.92	$676.26
034-580-005	$377.72	$74.92	$676.26
034-580-006	$377.72	$74.92	$676.26
034-580-007	$377.72	$74.92	$676.26
034-580-008	$377.72	$74.92	$676.26
034-580-009	$377.72	$74.92	$676.26
034-580-011	$377.72	$74.92	$676.26
034-580-012	$377.72	$74.92	$676.26
034-580-013	$377.72	$74.92	$676.26
034-580-014	$377.72	$74.92	$676.26
034-580-015	$377.72	$74.92	$676.26
034-580-016	$377.72	$74.92	$676.26
034-580-017	$377.72	$74.92	$676.26
034-580-018	$377.72	$74.92	$676.26
034-580-019	$377.72	$74.92	$676.26
034-580-020	$377.72	$74.92	$676.26
034-580-024	$188.86	$37.46	$338.12
034-580-025	$377.72	$74.92	$676.26
034-580-026	$377.72	$74.92	$676.26
034-580-027	$377.72	$74.92	$676.26
034-580-028	$377.72	$74.92	$676.26
034-580-029	$188.86	$37.46	$338.12
034-580-030	$188.86	$37.46	$338.12
034-580-031	$377.72	$74.92	$676.26
034-580-032	$377.72	$74.92	$676.26
034-580-033	$377.72	$74.92	$676.26
034-580-034	$377.72	$74.92	$676.26
034-580-035	$377.72	$74.92	$676.26
034-580-036	$377.72	$74.92	$676.26
034-580-037	$377.72	$74.92	$676.26
034-580-038	$377.72	$74.92	$676.26
034-580-039	$377.72	$74.92	$676.26
034-580-040	$377.72	$74.92	$676.26
034-580-041	$377.72	$74.92	$676.26
034-580-042	$377.72	$74.92	$676.26
034-580-044	$377.72	$74.92	$676.26
034-580-046	$188.86	$37.46	$338.12
034-580-048	$188.86	$37.46	$338.12
034-590-001	$377.72	$74.92	$676.26
034-590-002	$377.72	$74.92	$676.26
034-590-003	$188.86	$37.46	$338.12
034-590-004	$188.86	$37.46	$338.12
034-590-005	$188.86	$37.46	$338.12
034-590-006	$188.86	$37.46	$338.12
034-590-007	$188.86	$37.46	$338.12
034-590-008	$188.86	$37.46	$338.12
034-590-009	$188.86	$37.46	$338.12
034-590-010	$188.86	$37.46	$338.12
034-590-011	$188.86	$37.46	$338.12
034-590-012	$188.86	$37.46	$338.12
034-590-013	$188.86	$37.46	$338.12
034-590-014	$188.86	$37.46	$338.12
034-590-015	$188.86	$37.46	$338.12
034-590-016	$188.86	$37.46	$338.12
034-590-017	$188.86	$37.46	$338.12
034-590-018	$188.86	$37.46	$338.12
034-590-019	$188.86	$37.46	$338.12
034-590-020	$188.86	$37.46	$338.12
034-590-021	$188.86	$37.46	$338.12
034-590-022	$188.86	$37.46	$338.12
034-590-023	$188.86	$37.46	$338.12
034-590-024	$188.86	$37.46	$338.12
034-590-025	$188.86	$37.46	$338.12
034-590-026	$377.72	$74.92	$676.26
034-590-040	$377.72	$74.92	$676.26
034-630-001	$377.72	$74.92	$676.26
034-630-002	$377.72	$74.92	$676.26
034-630-003	$377.72	$74.92	$676.26
034-630-004	$377.72	$74.92	$676.26
034-630-005	$377.72	$74.92	$676.26
034-630-006	$377.72	$74.92	$676.26
034-630-007	$377.72	$74.92	$676.26
034-630-008	$377.72	$74.92	$676.26
034-630-009	$377.72	$74.92	$676.26
034-630-010	$377.72	$74.92	$676.26

CITY OF OAKLEY
STREET LIGHTING AND LANDSCAPE ASESSMENT DISTRICT
ZONES 1, 2, 3-23
FINAL ASSESSMENT ROLL
FISCAL YEAR 2025-26

Assessor's Parcel Number	Park Amount	Street Light Amount	Landscape Amount
034-630-011	$377.72	$74.92	$676.26
034-630-012	$377.72	$74.92	$676.26
034-630-013	$377.72	$74.92	$676.26
034-630-014	$377.72	$74.92	$676.26
034-630-015	$377.72	$74.92	$676.26
034-630-016	$377.72	$74.92	$676.26
034-630-017	$377.72	$74.92	$676.26
034-630-018	$377.72	$74.92	$676.26
034-630-019	$377.72	$74.92	$676.26
034-630-020	$377.72	$74.92	$676.26
035-250-022	$377.72	$74.92	$676.26
035-250-023	$377.72	$74.92	$676.26
035-250-024	$377.72	$74.92	$676.26
035-250-025	$377.72	$74.92	$676.26
035-250-026	$377.72	$74.92	$676.26
035-250-027	$377.72	$74.92	$676.26
035-250-028	$377.72	$74.92	$676.26
035-250-029	$377.72	$74.92	$676.26
035-250-030	$377.72	$74.92	$676.26
035-250-031	$377.72	$74.92	$676.26
035-250-032	$377.72	$74.92	$676.26
035-250-033	$377.72	$74.92	$676.26
035-250-034	$377.72	$74.92	$676.26
035-250-035	$377.72	$74.92	$676.26
035-250-036	$377.72	$74.92	$676.26
035-250-037	$377.72	$74.92	$676.26
035-250-038	$377.72	$74.92	$676.26
035-250-039	$377.72	$74.92	$676.26
035-250-040	$377.72	$74.92	$676.26
035-250-041	$377.72	$74.92	$676.26
035-250-042	$377.72	$74.92	$676.26
035-250-043	$377.72	$74.92	$676.26
035-250-044	$377.72	$74.92	$676.26
035-250-045	$377.72	$74.92	$676.26
035-250-046	$377.72	$74.92	$676.26
035-250-047	$377.72	$74.92	$676.26
035-250-048	$377.72	$74.92	$676.26
035-250-049	$377.72	$74.92	$676.26
035-250-050	$377.72	$74.92	$676.26
035-250-051	$377.72	$74.92	$676.26
035-250-052	$377.72	$74.92	$676.26
035-250-053	$377.72	$74.92	$676.26
035-250-054	$377.72	$74.92	$676.26
035-250-055	$377.72	$74.92	$676.26
035-250-056	$377.72	$74.92	$676.26
035-250-057	$377.72	$74.92	$676.26
035-250-058	$377.72	$74.92	$676.26
035-250-059	$377.72	$74.92	$676.26
035-250-060	$377.72	$74.92	$676.26
035-250-061	$377.72	$74.92	$676.26
035-250-062	$377.72	$74.92	$676.26
	Sub-Total		**$864,918.42**

CITY OF OAKLEY
STREET LIGHTING AND LANDSCAPE ASESSMENT DISTRICT
ZONES 1, 2, 3-24
FINAL ASSESSMENT ROLL
FISCAL YEAR 2025-26

Assessor's Parcel Number	Park Amount	Street Light Amount	Landscape Amount
033-140-020	$566.58	$37.46	$787.10
033-140-021	$566.58	$37.46	$787.10
033-140-028	$566.58	$112.40	$787.10
033-440-001	$377.72	$74.92	$524.74
033-440-002	$377.72	$74.92	$524.74
033-440-003	$377.72	$74.92	$524.74
033-440-004	$377.72	$74.92	$524.74
033-440-005	$377.72	$74.92	$524.74
033-440-006	$377.72	$74.92	$524.74
033-440-007	$377.72	$74.92	$524.74
033-440-008	$377.72	$74.92	$524.74
033-440-009	$377.72	$74.92	$524.74
033-440-010	$377.72	$74.92	$524.74
033-440-011	$377.72	$74.92	$524.74
033-440-012	$377.72	$74.92	$524.74
033-440-013	$377.72	$74.92	$524.74
033-440-014	$377.72	$74.92	$524.74
033-440-015	$377.72	$74.92	$524.74
033-440-016	$377.72	$74.92	$524.74
033-440-017	$377.72	$74.92	$524.74
033-440-018	$377.72	$74.92	$524.74
033-440-019	$377.72	$74.92	$524.74
033-440-020	$377.72	$74.92	$524.74
033-440-021	$377.72	$74.92	$524.74
033-440-022	$377.72	$74.92	$524.74
033-440-023	$377.72	$74.92	$524.74
033-440-024	$377.72	$74.92	$524.74
033-440-025	$377.72	$74.92	$524.74
033-440-026	$377.72	$74.92	$524.74
033-440-027	$377.72	$74.92	$524.74
033-440-028	$377.72	$74.92	$524.74
033-440-029	$377.72	$74.92	$524.74
033-440-030	$377.72	$74.92	$524.74
033-440-031	$377.72	$74.92	$524.74
033-440-032	$377.72	$74.92	$524.74
033-440-033	$377.72	$74.92	$524.74
033-440-034	$377.72	$74.92	$524.74
033-440-035	$377.72	$74.92	$524.74
033-440-036	$377.72	$74.92	$524.74
033-440-037	$377.72	$74.92	$524.74
033-440-038	$377.72	$74.92	$524.74
033-440-039	$377.72	$74.92	$524.74
033-440-040	$377.72	$74.92	$524.74
033-440-041	$377.72	$74.92	$524.74
033-440-042	$377.72	$74.92	$524.74
033-440-043	$377.72	$74.92	$524.74
033-440-044	$377.72	$74.92	$524.74
033-440-045	$377.72	$74.92	$524.74
033-440-046	$377.72	$74.92	$524.74
033-440-047	$377.72	$74.92	$524.74
033-440-048	$377.72	$74.92	$524.74
033-440-049	$377.72	$74.92	$524.74
033-440-050	$377.72	$74.92	$524.74
033-440-051	$377.72	$74.92	$524.74
033-440-052	$377.72	$74.92	$524.74
033-440-053	$377.72	$74.92	$524.74
033-440-054	$377.72	$74.92	$524.74
033-440-055	$377.72	$74.92	$524.74
033-440-056	$377.72	$74.92	$524.74
033-440-057	$377.72	$74.92	$524.74
033-440-058	$377.72	$74.92	$524.74
033-450-001	$377.72	$74.92	$524.74
033-450-002	$377.72	$74.92	$524.74
033-450-003	$377.72	$74.92	$524.74
033-450-004	$377.72	$74.92	$524.74
033-450-005	$377.72	$74.92	$524.74
033-450-006	$377.72	$74.92	$524.74
033-450-007	$377.72	$74.92	$524.74
033-450-008	$377.72	$74.92	$524.74
033-450-009	$377.72	$74.92	$524.74
033-450-010	$377.72	$74.92	$524.74
033-450-011	$377.72	$74.92	$524.74
033-450-012	$377.72	$74.92	$524.74
033-450-013	$377.72	$74.92	$524.74
033-450-014	$377.72	$74.92	$524.74
033-450-015	$377.72	$74.92	$524.74
033-450-016	$377.72	$74.92	$524.74
033-450-017	$377.72	$74.92	$524.74
033-450-018	$377.72	$74.92	$524.74
033-450-019	$377.72	$74.92	$524.74
033-450-020	$377.72	$74.92	$524.74
033-450-021	$377.72	$74.92	$524.74
033-450-022	$377.72	$74.92	$524.74
033-450-023	$377.72	$74.92	$524.74
033-450-024	$377.72	$74.92	$524.74
033-450-025	$377.72	$74.92	$524.74
033-450-026	$377.72	$74.92	$524.74
033-450-027	$377.72	$74.92	$524.74
033-450-028	$377.72	$74.92	$524.74
033-450-029	$377.72	$74.92	$524.74
033-450-030	$377.72	$74.92	$524.74
033-450-031	$377.72	$74.92	$524.74
033-450-032	$377.72	$74.92	$524.74
033-450-033	$377.72	$74.92	$524.74
033-450-034	$377.72	$74.92	$524.74
033-450-035	$377.72	$74.92	$524.74
033-450-036	$377.72	$74.92	$524.74
033-450-037	$377.72	$74.92	$524.74
033-450-038	$377.72	$74.92	$524.74
033-450-039	$377.72	$74.92	$524.74
033-450-040	$377.72	$74.92	$524.74
033-450-041	$377.72	$74.92	$524.74
033-450-042	$377.72	$74.92	$524.74
033-450-043	$377.72	$74.92	$524.74
033-460-001	$377.72	$74.92	$524.74
033-460-002	$377.72	$74.92	$524.74
033-460-003	$377.72	$74.92	$524.74
033-460-004	$377.72	$74.92	$524.74
033-460-005	$377.72	$74.92	$524.74
033-460-006	$377.72	$74.92	$524.74
033-460-007	$377.72	$74.92	$524.74
033-460-008	$377.72	$74.92	$524.74
033-460-009	$377.72	$74.92	$524.74
033-460-010	$377.72	$74.92	$524.74
033-460-011	$377.72	$74.92	$524.74
033-460-012	$377.72	$74.92	$524.74
033-460-013	$377.72	$74.92	$524.74
033-460-014	$377.72	$74.92	$524.74
033-460-015	$377.72	$74.92	$524.74
033-460-016	$377.72	$74.92	$524.74
033-460-017	$377.72	$74.92	$524.74
033-460-018	$377.72	$74.92	$524.74
033-460-019	$377.72	$74.92	$524.74
033-460-020	$377.72	$74.92	$524.74
033-460-021	$377.72	$74.92	$524.74
033-460-022	$377.72	$74.92	$524.74
033-460-023	$377.72	$74.92	$524.74
033-460-024	$377.72	$74.92	$524.74
033-460-025	$377.72	$74.92	$524.74
033-460-026	$377.72	$74.92	$524.74
033-460-027	$377.72	$74.92	$524.74
033-460-028	$377.72	$74.92	$524.74
033-460-029	$377.72	$74.92	$524.74
033-460-030	$377.72	$74.92	$524.74
033-460-031	$377.72	$74.92	$524.74
033-460-032	$377.72	$74.92	$524.74
033-460-033	$377.72	$74.92	$524.74
033-460-034	$377.72	$74.92	$524.74
033-460-035	$377.72	$74.92	$524.74
033-460-036	$377.72	$74.92	$524.74
033-460-037	$377.72	$74.92	$524.74
033-460-038	$377.72	$74.92	$524.74
033-460-039	$377.72	$74.92	$524.74
033-460-040	$377.72	$74.92	$524.74
033-460-041	$377.72	$74.92	$524.74
033-460-042	$377.72	$74.92	$524.74
033-460-043	$377.72	$74.92	$524.74
033-460-044	$377.72	$74.92	$524.74
033-460-045	$377.72	$74.92	$524.74
033-460-046	$377.72	$74.92	$524.74
033-460-047	$377.72	$74.92	$524.74
033-460-048	$377.72	$74.92	$524.74
033-460-049	$377.72	$74.92	$524.74
033-460-050	$377.72	$74.92	$524.74
033-460-051	$377.72	$74.92	$524.74
033-460-052	$377.72	$74.92	$524.74
033-460-053	$377.72	$74.92	$524.74
033-460-054	$377.72	$74.92	$524.74
033-460-055	$377.72	$74.92	$524.74
033-460-056	$377.72	$74.92	$524.74
033-460-057	$377.72	$74.92	$524.74
033-460-058	$377.72	$74.92	$524.74
033-460-059	$377.72	$74.92	$524.74
033-460-060	$377.72	$74.92	$524.74
033-460-061	$377.72	$74.92	$524.74

CITY OF OAKLEY
STREET LIGHTING AND LANDSCAPE ASESSMENT DISTRICT
ZONES 1, 2, 3-24
FINAL ASSESSMENT ROLL
FISCAL YEAR 2025-26

Assessor's Parcel Number	Park Amount	Street Light Amount	Landscape Amount
033-460-062	$377.72	$74.92	$524.74
033-460-063	$377.72	$74.92	$524.74
033-460-064	$377.72	$74.92	$524.74
033-460-065	$377.72	$74.92	$524.74
033-460-066	$377.72	$74.92	$524.74
	Sub-Total		**$167,470.82**

CITY OF OAKLEY
STREET LIGHTING AND LANDSCAPE ASESSMENT DISTRICT
ZONES 1, 2, 3-25
FINAL ASSESSMENT ROLL
FISCAL YEAR 2025-26

Assessor's Parcel Number	Park Amount	Street Light Amount	Landscape Amount
034-030-009	$1,133.16	$0.00	$0.00
034-040-015	$1,133.16	$374.64	$5,596.40
034-040-027	$377.72	$374.64	$1,865.46
034-040-031	$438.90	$0.00	$2,167.68
034-480-001	$377.72	$74.92	$1,865.46
034-480-002	$377.72	$74.92	$1,865.46
034-480-003	$377.72	$74.92	$1,865.46
034-480-004	$377.72	$74.92	$1,865.46
034-480-005	$377.72	$74.92	$1,865.46
034-480-006	$377.72	$74.92	$1,865.46
034-480-007	$377.72	$74.92	$1,865.46
034-480-008	$377.72	$74.92	$1,865.46
034-480-009	$377.72	$74.92	$1,865.46
034-480-010	$377.72	$74.92	$1,865.46
034-480-011	$377.72	$74.92	$1,865.46
034-480-012	$377.72	$74.92	$1,865.46
034-480-013	$377.72	$74.92	$1,865.46
034-480-014	$377.72	$74.92	$1,865.46
034-480-015	$377.72	$74.92	$1,865.46
034-480-016	$377.72	$74.92	$1,865.46
034-480-017	$377.72	$74.92	$1,865.46
034-480-018	$377.72	$74.92	$1,865.46
034-480-019	$377.72	$74.92	$1,865.46
034-480-020	$377.72	$74.92	$1,865.46
034-480-021	$377.72	$74.92	$1,865.46
034-480-022	$377.72	$74.92	$1,865.46
034-480-023	$377.72	$74.92	$1,865.46
034-480-024	$377.72	$74.92	$1,865.46
034-480-025	$377.72	$74.92	$1,865.46
034-480-026	$377.72	$74.92	$1,865.46
034-480-027	$377.72	$74.92	$1,865.46
034-480-028	$377.72	$74.92	$1,865.46
034-480-029	$377.72	$74.92	$1,865.46
034-480-030	$377.72	$74.92	$1,865.46
034-480-031	$377.72	$74.92	$1,865.46
034-480-032	$377.72	$74.92	$1,865.46
034-480-033	$377.72	$74.92	$1,865.46
034-480-034	$377.72	$74.92	$1,865.46
034-480-035	$377.72	$74.92	$1,865.46
034-480-036	$377.72	$74.92	$1,865.46
034-480-037	$377.72	$74.92	$1,865.46
034-480-038	$377.72	$74.92	$1,865.46
034-480-039	$377.72	$74.92	$1,865.46
034-480-040	$377.72	$74.92	$1,865.46
034-480-041	$377.72	$74.92	$1,865.46
034-480-042	$377.72	$74.92	$1,865.46
034-480-043	$377.72	$74.92	$1,865.46
034-480-044	$377.72	$74.92	$1,865.46
034-480-045	$377.72	$74.92	$1,865.46
034-480-046	$377.72	$74.92	$1,865.46
034-480-047	$377.72	$74.92	$1,865.46
034-480-048	$377.72	$74.92	$1,865.46
034-480-049	$377.72	$74.92	$1,865.46
034-480-050	$377.72	$74.92	$1,865.46
034-490-001	$377.72	$74.92	$1,865.46
034-490-002	$377.72	$74.92	$1,865.46
034-490-003	$377.72	$74.92	$1,865.46
034-490-004	$377.72	$74.92	$1,865.46
034-490-005	$377.72	$74.92	$1,865.46
034-490-006	$377.72	$74.92	$1,865.46
034-490-007	$377.72	$74.92	$1,865.46
034-490-008	$377.72	$74.92	$1,865.46
034-490-009	$377.72	$74.92	$1,865.46
034-490-010	$377.72	$74.92	$1,865.46
034-490-011	$377.72	$74.92	$1,865.46
034-490-012	$377.72	$74.92	$1,865.46
034-490-013	$377.72	$74.92	$1,865.46
034-490-014	$377.72	$74.92	$1,865.46
034-490-015	$377.72	$74.92	$1,865.46
034-490-016	$377.72	$74.92	$1,865.46
034-490-017	$377.72	$74.92	$1,865.46
034-490-018	$377.72	$74.92	$1,865.46
034-490-019	$377.72	$74.92	$1,865.46
034-490-020	$377.72	$74.92	$1,865.46
034-490-021	$377.72	$74.92	$1,865.46
034-490-022	$377.72	$74.92	$1,865.46
034-490-023	$377.72	$74.92	$1,865.46
034-490-024	$377.72	$74.92	$1,865.46
034-490-025	$377.72	$74.92	$1,865.46
034-490-026	$377.72	$74.92	$1,865.46
034-490-027	$377.72	$74.92	$1,865.46
034-490-028	$377.72	$74.92	$1,865.46
034-490-029	$377.72	$74.92	$1,865.46
034-490-030	$377.72	$74.92	$1,865.46
034-490-031	$377.72	$74.92	$1,865.46
034-490-032	$377.72	$74.92	$1,865.46
034-490-033	$377.72	$74.92	$1,865.46
034-490-034	$377.72	$74.92	$1,865.46
034-490-035	$377.72	$74.92	$1,865.46
034-490-036	$377.72	$74.92	$1,865.46
034-490-037	$377.72	$74.92	$1,865.46
034-490-038	$377.72	$74.92	$1,865.46
034-490-039	$377.72	$74.92	$1,865.46
034-490-040	$377.72	$74.92	$1,865.46
034-490-041	$377.72	$74.92	$1,865.46
034-490-042	$377.72	$74.92	$1,865.46
034-490-043	$377.72	$74.92	$1,865.46
034-490-044	$377.72	$74.92	$1,865.46
034-490-045	$377.72	$74.92	$1,865.46
034-490-046	$377.72	$74.92	$1,865.46
034-490-047	$377.72	$74.92	$1,865.46
034-490-048	$377.72	$74.92	$1,865.46
034-490-049	$377.72	$74.92	$1,865.46
034-490-050	$377.72	$74.92	$1,865.46
034-490-051	$377.72	$74.92	$1,865.46
034-490-052	$377.72	$74.92	$1,865.46
034-490-053	$377.72	$74.92	$1,865.46
034-490-054	$377.72	$74.92	$1,865.46
034-500-001	$377.72	$74.92	$1,865.46
034-500-002	$377.72	$74.92	$1,865.46
034-500-003	$377.72	$74.92	$1,865.46
034-500-004	$377.72	$74.92	$1,865.46
034-500-005	$377.72	$74.92	$1,865.46
034-500-006	$377.72	$74.92	$1,865.46
034-500-007	$377.72	$74.92	$1,865.46
034-500-008	$377.72	$74.92	$1,865.46
034-500-009	$377.72	$74.92	$1,865.46
034-500-010	$377.72	$74.92	$1,865.46
034-500-011	$377.72	$74.92	$1,865.46
034-500-012	$377.72	$74.92	$1,865.46
034-500-013	$377.72	$74.92	$1,865.46
034-500-014	$377.72	$74.92	$1,865.46
034-500-015	$377.72	$74.92	$1,865.46
034-500-016	$377.72	$74.92	$1,865.46
034-500-017	$377.72	$74.92	$1,865.46
034-500-018	$377.72	$74.92	$1,865.46
034-500-019	$377.72	$74.92	$1,865.46
034-500-020	$377.72	$74.92	$1,865.46
034-500-021	$377.72	$74.92	$1,865.46
034-500-022	$377.72	$74.92	$1,865.46
034-500-023	$377.72	$74.92	$1,865.46
034-500-024	$377.72	$74.92	$1,865.46
034-500-025	$377.72	$74.92	$1,865.46
034-500-026	$377.72	$74.92	$1,865.46
034-500-027	$377.72	$74.92	$1,865.46
034-500-028	$377.72	$74.92	$1,865.46
034-500-029	$377.72	$74.92	$1,865.46
034-500-030	$377.72	$74.92	$1,865.46
034-500-031	$377.72	$74.92	$1,865.46
034-500-032	$377.72	$74.92	$1,865.46
034-500-033	$377.72	$74.92	$1,865.46
034-500-034	$377.72	$74.92	$1,865.46
034-500-035	$377.72	$74.92	$1,865.46
034-500-036	$377.72	$74.92	$1,865.46
034-500-037	$377.72	$74.92	$1,865.46
034-500-038	$377.72	$74.92	$1,865.46
034-500-039	$377.72	$74.92	$1,865.46
034-500-040	$377.72	$74.92	$1,865.46
034-500-041	$377.72	$74.92	$1,865.46
034-500-042	$377.72	$74.92	$1,865.46
034-500-043	$377.72	$74.92	$1,865.46
034-500-044	$377.72	$74.92	$1,865.46
034-500-045	$377.72	$74.92	$1,865.46
034-500-046	$377.72	$74.92	$1,865.46
034-500-047	$377.72	$74.92	$1,865.46
034-500-048	$377.72	$74.92	$1,865.46
034-500-049	$377.72	$74.92	$1,865.46
034-500-050	$377.72	$74.92	$1,865.46
034-500-051	$377.72	$74.92	$1,865.46
034-500-052	$377.72	$74.92	$1,865.46
034-500-053	$377.72	$74.92	$1,865.46
034-500-054	$377.72	$74.92	$1,865.46
034-500-055	$377.72	$74.92	$1,865.46
034-500-056	$377.72	$74.92	$1,865.46
034-500-057	$377.72	$74.92	$1,865.46

CITY OF OAKLEY
STREET LIGHTING AND LANDSCAPE ASESSMENT DISTRICT
ZONES 1, 2, 3-25
FINAL ASSESSMENT ROLL
FISCAL YEAR 2025-26

Assessor's Parcel Number	Park Amount	Street Light Amount	Landscape Amount	Assessor's Parcel Number	Park Amount	Street Light Amount	Landscape Amount	Assessor's Parcel Number	Park Amount	Street Light Amount	Landscape Amount
034-500-058	$377.72	$374.64	$1,865.46	034-510-061	$377.72	$74.92	$1,865.46	034-520-032	$377.72	$74.92	$1,865.46
034-510-001	$377.72	$74.92	$1,865.46	034-510-066	$377.72	$74.92	$1,865.46	034-520-033	$377.72	$74.92	$1,865.46
034-510-002	$377.72	$74.92	$1,865.46	034-510-067	$377.72	$74.92	$1,865.46	034-520-034	$377.72	$74.92	$1,865.46
034-510-003	$377.72	$74.92	$1,865.46	034-510-068	$377.72	$74.92	$1,865.46	034-520-035	$377.72	$74.92	$1,865.46
034-510-004	$377.72	$74.92	$1,865.46	034-510-069	$377.72	$74.92	$1,865.46	034-520-036	$377.72	$74.92	$1,865.46
034-510-005	$377.72	$74.92	$1,865.46	034-510-070	$377.72	$74.92	$1,865.46	034-520-037	$377.72	$74.92	$1,865.46
034-510-006	$377.72	$74.92	$1,865.46	034-510-071	$377.72	$74.92	$1,865.46	034-520-038	$377.72	$74.92	$1,865.46
034-510-007	$377.72	$74.92	$1,865.46	034-510-072	$377.72	$74.92	$1,865.46	034-520-039	$377.72	$74.92	$1,865.46
034-510-008	$377.72	$74.92	$1,865.46	034-510-073	$377.72	$74.92	$1,865.46	034-520-040	$377.72	$74.92	$1,865.46
034-510-009	$377.72	$74.92	$1,865.46	034-510-074	$377.72	$74.92	$1,865.46	034-520-041	$377.72	$74.92	$1,865.46
034-510-012	$377.72	$74.92	$1,865.46	034-510-075	$377.72	$74.92	$1,865.46	034-520-042	$377.72	$74.92	$1,865.46
034-510-013	$377.72	$74.92	$1,865.46	034-510-076	$377.72	$74.92	$1,865.46	034-520-043	$377.72	$74.92	$1,865.46
034-510-014	$377.72	$74.92	$1,865.46	034-510-077	$377.72	$74.92	$1,865.46	034-520-044	$377.72	$74.92	$1,865.46
034-510-015	$377.72	$74.92	$1,865.46	034-510-078	$377.72	$74.92	$1,865.46	034-520-045	$377.72	$74.92	$1,865.46
034-510-016	$377.72	$74.92	$1,865.46	034-510-079	$377.72	$74.92	$1,865.46	034-520-046	$377.72	$74.92	$1,865.46
034-510-017	$377.72	$74.92	$1,865.46	034-510-080	$377.72	$74.92	$1,865.46	034-520-047	$377.72	$74.92	$1,865.46
034-510-018	$377.72	$74.92	$1,865.46	034-510-081	$377.72	$74.92	$1,865.46	034-520-048	$377.72	$74.92	$1,865.46
034-510-019	$377.72	$74.92	$1,865.46	034-510-082	$377.72	$74.92	$1,865.46	034-520-049	$377.72	$74.92	$1,865.46
034-510-020	$377.72	$74.92	$1,865.46	034-510-083	$377.72	$74.92	$1,865.46	034-520-050	$377.72	$74.92	$1,865.46
034-510-021	$377.72	$74.92	$1,865.46	034-510-084	$377.72	$74.92	$1,865.46	034-520-051	$377.72	$74.92	$1,865.46
034-510-022	$377.72	$74.92	$1,865.46	034-510-085	$377.72	$74.92	$1,865.46	034-520-052	$377.72	$74.92	$1,865.46
034-510-023	$377.72	$74.92	$1,865.46	034-510-086	$377.72	$74.92	$1,865.46	034-520-053	$377.72	$74.92	$1,865.46
034-510-024	$377.72	$74.92	$1,865.46	034-510-087	$377.72	$74.92	$1,865.46	034-520-054	$377.72	$74.92	$1,865.46
034-510-025	$377.72	$74.92	$1,865.46	034-510-088	$377.72	$74.92	$1,865.46	034-520-055	$377.72	$74.92	$1,865.46
034-510-026	$377.72	$74.92	$1,865.46	034-510-089	$377.72	$74.92	$1,865.46	034-520-056	$377.72	$74.92	$1,865.46
034-510-027	$377.72	$74.92	$1,865.46	034-520-001	$377.72	$74.92	$1,865.46	034-520-057	$377.72	$74.92	$1,865.46
034-510-028	$377.72	$74.92	$1,865.46	034-520-002	$377.72	$74.92	$1,865.46	034-520-058	$377.72	$74.92	$1,865.46
034-510-029	$377.72	$74.92	$1,865.46	034-520-003	$377.72	$74.92	$1,865.46	034-520-062	$377.72	$74.92	$1,865.46
034-510-030	$377.72	$74.92	$1,865.46	034-520-005	$377.72	$74.92	$1,865.46	034-520-063	$377.72	$74.92	$1,865.46
034-510-031	$377.72	$74.92	$1,865.46	034-520-006	$377.72	$74.92	$1,865.46	034-520-064	$377.72	$74.92	$1,865.46
034-510-032	$377.72	$74.92	$1,865.46	034-520-007	$377.72	$74.92	$1,865.46	034-530-001	$377.72	$74.92	$1,865.46
034-510-033	$377.72	$74.92	$1,865.46	034-520-008	$377.72	$74.92	$1,865.46	034-530-002	$377.72	$74.92	$1,865.46
034-510-034	$377.72	$74.92	$1,865.46	034-520-009	$377.72	$74.92	$1,865.46	034-530-003	$377.72	$74.92	$1,865.46
034-510-035	$377.72	$74.92	$1,865.46	034-520-010	$377.72	$74.92	$1,865.46	034-530-004	$377.72	$74.92	$1,865.46
034-510-040	$377.72	$74.92	$1,865.46	034-520-011	$377.72	$74.92	$1,865.46	034-530-005	$377.72	$74.92	$1,865.46
034-510-041	$377.72	$74.92	$1,865.46	034-520-012	$377.72	$74.92	$1,865.46	034-530-006	$377.72	$74.92	$1,865.46
034-510-042	$377.72	$74.92	$1,865.46	034-520-013	$377.72	$74.92	$1,865.46	034-530-007	$377.72	$74.92	$1,865.46
034-510-043	$377.72	$74.92	$1,865.46	034-520-014	$377.72	$74.92	$1,865.46	034-530-008	$377.72	$74.92	$1,865.46
034-510-044	$377.72	$74.92	$1,865.46	034-520-015	$377.72	$74.92	$1,865.46	034-530-009	$377.72	$74.92	$1,865.46
034-510-045	$377.72	$74.92	$1,865.46	034-520-016	$377.72	$74.92	$1,865.46	034-530-010	$377.72	$74.92	$1,865.46
034-510-046	$377.72	$74.92	$1,865.46	034-520-017	$377.72	$74.92	$1,865.46	034-530-011	$377.72	$74.92	$1,865.46
034-510-047	$377.72	$74.92	$1,865.46	034-520-018	$377.72	$74.92	$1,865.46	034-530-012	$377.72	$74.92	$1,865.46
034-510-048	$377.72	$74.92	$1,865.46	034-520-019	$377.72	$74.92	$1,865.46	034-530-013	$377.72	$74.92	$1,865.46
034-510-049	$377.72	$74.92	$1,865.46	034-520-020	$377.72	$74.92	$1,865.46	034-530-014	$377.72	$74.92	$1,865.46
034-510-050	$377.72	$74.92	$1,865.46	034-520-021	$377.72	$74.92	$1,865.46	034-530-015	$377.72	$74.92	$1,865.46
034-510-051	$377.72	$74.92	$1,865.46	034-520-022	$377.72	$74.92	$1,865.46	034-530-016	$377.72	$74.92	$1,865.46
034-510-052	$377.72	$74.92	$1,865.46	034-520-023	$377.72	$74.92	$1,865.46	034-530-017	$377.72	$74.92	$1,865.46
034-510-053	$377.72	$74.92	$1,865.46	034-520-024	$377.72	$74.92	$1,865.46	034-530-018	$377.72	$74.92	$1,865.46
034-510-054	$377.72	$74.92	$1,865.46	034-520-025	$377.72	$74.92	$1,865.46	034-530-019	$377.72	$74.92	$1,865.46
034-510-055	$377.72	$74.92	$1,865.46	034-520-026	$377.72	$74.92	$1,865.46	034-530-020	$377.72	$74.92	$1,865.46
034-510-056	$377.72	$74.92	$1,865.46	034-520-027	$377.72	$74.92	$1,865.46	034-530-021	$377.72	$74.92	$1,865.46
034-510-057	$377.72	$74.92	$1,865.46	034-520-028	$377.72	$74.92	$1,865.46	034-530-022	$377.72	$74.92	$1,865.46
034-510-058	$377.72	$74.92	$1,865.46	034-520-029	$377.72	$74.92	$1,865.46	034-530-023	$377.72	$74.92	$1,865.46
034-510-059	$377.72	$74.92	$1,865.46	034-520-030	$377.72	$74.92	$1,865.46	034-530-024	$377.72	$74.92	$1,865.46
034-510-060	$377.72	$74.92	$1,865.46	034-520-031	$377.72	$74.92	$1,865.46	034-530-025	$377.72	$74.92	$1,865.46

CITY OF OAKLEY
STREET LIGHTING AND LANDSCAPE ASESSMENT DISTRICT
ZONES 1, 2, 3-25
FINAL ASSESSMENT ROLL
FISCAL YEAR 2025-26

Assessor's Parcel Number	Park Amount	Street Light Amount	Landscape Amount
034-530-026	$377.72	$74.92	$1,865.46
034-530-028	$377.72	$74.92	$1,865.46
034-530-029	$377.72	$74.92	$1,865.46
034-530-030	$377.72	$74.92	$1,865.46
034-530-031	$377.72	$74.92	$1,865.46
034-530-032	$377.72	$74.92	$1,865.46
034-530-034	$188.86	$37.46	$932.74
034-530-035	$377.72	$74.92	$1,865.46
034-540-001	$377.72	$74.92	$1,865.46
034-540-002	$377.72	$74.92	$1,865.46
034-540-003	$377.72	$74.92	$1,865.46
034-540-004	$377.72	$74.92	$1,865.46
034-540-005	$377.72	$74.92	$1,865.46
034-540-006	$377.72	$74.92	$1,865.46
034-540-007	$377.72	$74.92	$1,865.46
034-540-008	$377.72	$74.92	$1,865.46
034-540-009	$377.72	$74.92	$1,865.46
034-540-010	$377.72	$74.92	$1,865.46
034-540-011	$377.72	$74.92	$1,865.46
034-540-012	$377.72	$74.92	$1,865.46
034-540-013	$377.72	$74.92	$1,865.46
034-540-014	$377.72	$74.92	$1,865.46
034-540-015	$377.72	$74.92	$1,865.46
034-540-016	$377.72	$74.92	$1,865.46
034-540-017	$377.72	$74.92	$1,865.46
034-540-018	$377.72	$74.92	$1,865.46
034-540-019	$377.72	$74.92	$1,865.46
034-540-020	$377.72	$74.92	$1,865.46
034-540-021	$377.72	$74.92	$1,865.46
034-540-022	$377.72	$74.92	$1,865.46
034-540-023	$377.72	$74.92	$1,865.46
034-540-024	$377.72	$74.92	$1,865.46
034-540-025	$377.72	$74.92	$1,865.46
034-540-026	$377.72	$74.92	$1,865.46
034-540-027	$377.72	$74.92	$1,865.46
034-540-028	$377.72	$74.92	$1,865.46
034-540-029	$377.72	$74.92	$1,865.46
034-540-030	$377.72	$74.92	$1,865.46
034-540-031	$377.72	$74.92	$1,865.46
034-540-032	$377.72	$74.92	$1,865.46
034-540-033	$377.72	$74.92	$1,865.46
034-540-034	$377.72	$74.92	$1,865.46
034-540-035	$377.72	$74.92	$1,865.46
034-540-036	$377.72	$74.92	$1,865.46
034-540-037	$377.72	$74.92	$1,865.46
034-540-038	$377.72	$74.92	$1,865.46
034-540-039	$377.72	$74.92	$1,865.46
034-540-040	$377.72	$74.92	$1,865.46
034-540-041	$377.72	$74.92	$1,865.46
034-540-042	$377.72	$74.92	$1,865.46
034-540-043	$377.72	$74.92	$1,865.46
034-540-044	$377.72	$74.92	$1,865.46
034-540-045	$377.72	$74.92	$1,865.46
034-540-046	$377.72	$74.92	$1,865.46
034-540-047	$377.72	$74.92	$1,865.46
034-540-048	$377.72	$74.92	$1,865.46
034-540-049	$377.72	$74.92	$1,865.46
034-540-050	$377.72	$74.92	$1,865.46
034-540-051	$377.72	$74.92	$1,865.46
034-540-052	$377.72	$74.92	$1,865.46
034-540-053	$377.72	$74.92	$1,865.46
034-540-054	$377.72	$74.92	$1,865.46
034-540-055	$377.72	$74.92	$1,865.46
034-540-056	$377.72	$74.92	$1,865.46
034-600-001	$377.72	$74.92	$1,865.46
034-600-002	$377.72	$74.92	$1,865.46
034-600-003	$377.72	$74.92	$1,865.46
034-600-004	$377.72	$74.92	$1,865.46
034-600-005	$377.72	$74.92	$1,865.46
034-600-008	$377.72	$74.92	$1,865.46
034-600-009	$377.72	$74.92	$1,865.46
034-600-010	$377.72	$74.92	$1,865.46
034-600-011	$377.72	$74.92	$1,865.46
034-600-012	$377.72	$74.92	$1,865.46
034-600-013	$377.72	$74.92	$1,865.46
034-600-014	$377.72	$74.92	$1,865.46
034-600-015	$377.72	$74.92	$1,865.46
034-600-016	$377.72	$74.92	$1,865.46
034-600-017	$377.72	$74.92	$1,865.46
034-600-018	$377.72	$74.92	$1,865.46
034-600-019	$377.72	$74.92	$1,865.46
034-600-020	$377.72	$74.92	$1,865.46
034-600-021	$377.72	$74.92	$1,865.46
034-600-022	$377.72	$74.92	$1,865.46
034-600-023	$377.72	$74.92	$1,865.46
034-600-024	$377.72	$74.92	$1,865.46
034-600-025	$377.72	$74.92	$1,865.46
034-600-026	$377.72	$74.92	$1,865.46
034-600-027	$377.72	$74.92	$1,865.46
034-600-028	$377.72	$74.92	$1,865.46
034-600-029	$377.72	$74.92	$1,865.46
034-600-030	$377.72	$74.92	$1,865.46
034-600-031	$377.72	$74.92	$1,865.46
034-600-032	$377.72	$74.92	$1,865.46
034-600-033	$377.72	$74.92	$1,865.46
034-600-034	$377.72	$74.92	$1,865.46
034-600-035	$377.72	$74.92	$1,865.46
034-600-036	$377.72	$74.92	$1,865.46
034-600-037	$377.72	$74.92	$1,865.46
034-600-038	$377.72	$74.92	$1,865.46
034-600-039	$377.72	$74.92	$1,865.46
034-600-040	$377.72	$74.92	$1,865.46
034-600-041	$377.72	$74.92	$1,865.46
034-600-042	$377.72	$74.92	$1,865.46
034-600-043	$377.72	$74.92	$1,865.46
034-600-046	$377.72	$74.92	$1,865.46
034-600-047	$377.72	$74.92	$1,865.46
034-610-001	$377.72	$74.92	$1,865.46
034-610-002	$377.72	$74.92	$1,865.46
034-610-003	$377.72	$74.92	$1,865.46
034-610-004	$377.72	$74.92	$1,865.46
034-610-005	$377.72	$74.92	$1,865.46
034-610-006	$377.72	$74.92	$1,865.46
034-610-007	$377.72	$74.92	$1,865.46
034-610-008	$377.72	$74.92	$1,865.46
034-610-009	$377.72	$74.92	$1,865.46
034-610-010	$377.72	$74.92	$1,865.46
034-610-011	$377.72	$74.92	$1,865.46
034-610-012	$377.72	$74.92	$1,865.46
034-610-013	$377.72	$74.92	$1,865.46
034-610-014	$377.72	$74.92	$1,865.46
034-610-015	$377.72	$74.92	$1,865.46
034-610-016	$377.72	$74.92	$1,865.46
034-610-017	$377.72	$74.92	$1,865.46
034-610-018	$377.72	$74.92	$1,865.46
034-610-019	$377.72	$74.92	$1,865.46
034-610-020	$377.72	$74.92	$1,865.46
034-610-021	$377.72	$74.92	$1,865.46
034-610-022	$377.72	$74.92	$1,865.46
034-610-023	$377.72	$74.92	$1,865.46
034-610-024	$377.72	$74.92	$1,865.46
034-610-025	$377.72	$74.92	$1,865.46
034-610-026	$377.72	$74.92	$1,865.46
034-610-027	$377.72	$74.92	$1,865.46
034-610-028	$377.72	$74.92	$1,865.46
034-610-029	$377.72	$74.92	$1,865.46
034-610-030	$377.72	$74.92	$1,865.46
034-610-031	$377.72	$74.92	$1,865.46
034-610-032	$377.72	$74.92	$1,865.46
034-610-033	$377.72	$74.92	$1,865.46
034-610-034	$377.72	$74.92	$1,865.46
034-610-035	$377.72	$74.92	$1,865.46
034-610-036	$377.72	$74.92	$1,865.46
034-620-001	$377.72	$74.92	$1,865.46
034-620-002	$377.72	$74.92	$1,865.46
034-620-003	$377.72	$74.92	$1,865.46
034-620-004	$377.72	$74.92	$1,865.46
034-620-005	$377.72	$74.92	$1,865.46
034-620-006	$377.72	$74.92	$1,865.46
034-620-007	$377.72	$74.92	$1,865.46
034-620-008	$377.72	$74.92	$1,865.46
034-620-009	$377.72	$74.92	$1,865.46
034-620-010	$377.72	$74.92	$1,865.46
034-620-011	$377.72	$74.92	$1,865.46
034-620-012	$377.72	$74.92	$1,865.46
034-620-013	$377.72	$74.92	$1,865.46
034-620-014	$377.72	$74.92	$1,865.46
034-620-015	$377.72	$74.92	$1,865.46
034-620-016	$377.72	$74.92	$1,865.46
034-620-017	$377.72	$74.92	$1,865.46
034-620-018	$377.72	$74.92	$1,865.46
034-620-019	$377.72	$74.92	$1,865.46
034-620-020	$377.72	$74.92	$1,865.46
034-620-021	$377.72	$74.92	$1,865.46
034-620-022	$377.72	$74.92	$1,865.46

CITY OF OAKLEY
STREET LIGHTING AND LANDSCAPE ASESSMENT DISTRICT
ZONES 1, 2, 3-25
FINAL ASSESSMENT ROLL
FISCAL YEAR 2025-26

Assessor's Parcel Number	Park Amount	Street Light Amount	Landscape Amount
034-620-023	$377.72	$74.92	$1,865.46
034-620-024	$377.72	$74.92	$1,865.46
034-620-025	$377.72	$74.92	$1,865.46
034-620-026	$377.72	$74.92	$1,865.46
034-620-027	$377.72	$74.92	$1,865.46
034-620-028	$377.72	$74.92	$1,865.46
034-620-029	$377.72	$74.92	$1,865.46
034-620-030	$377.72	$74.92	$1,865.46
034-620-031	$377.72	$74.92	$1,865.46
034-620-032	$377.72	$74.92	$1,865.46
034-620-033	$377.72	$74.92	$1,865.46
034-620-034	$377.72	$74.92	$1,865.46
034-620-035	$377.72	$74.92	$1,865.46
034-620-036	$377.72	$74.92	$1,865.46
034-620-037	$377.72	$74.92	$1,865.46
034-620-038	$377.72	$74.92	$1,865.46
034-620-039	$377.72	$74.92	$1,865.46
034-620-040	$377.72	$74.92	$1,865.46
034-620-041	$377.72	$74.92	$1,865.46
034-620-042	$377.72	$74.92	$1,865.46
034-620-043	$377.72	$74.92	$1,865.46
034-620-044	$377.72	$74.92	$1,865.46
034-620-045	$377.72	$74.92	$1,865.46
034-620-046	$377.72	$74.92	$1,865.46
034-620-047	$377.72	$74.92	$1,865.46
034-620-048	$377.72	$74.92	$1,865.46
034-620-049	$377.72	$74.92	$1,865.46
034-620-050	$377.72	$74.92	$1,865.46
034-620-051	$377.72	$74.92	$1,865.46
034-620-052	$377.72	$74.92	$1,865.46
034-620-053	$377.72	$74.92	$1,865.46
034-620-054	$377.72	$74.92	$1,865.46
034-620-055	$377.72	$74.92	$1,865.46
034-620-056	$377.72	$74.92	$1,865.46
034-620-057	$377.72	$74.92	$1,865.46
034-620-058	$377.72	$74.92	$1,865.46
034-620-059	$377.72	$74.92	$1,865.46
034-620-060	$377.72	$74.92	$1,865.46
034-620-061	$377.72	$74.92	$1,865.46
034-620-062	$377.72	$74.92	$1,865.46
034-620-063	$377.72	$74.92	$1,865.46
034-620-064	$377.72	$74.92	$1,865.46
034-620-065	$377.72	$74.92	$1,865.46
034-620-066	$377.72	$74.92	$1,865.46
034-620-067	$377.72	$74.92	$1,865.46
034-620-068	$377.72	$74.92	$1,865.46
034-620-069	$377.72	$74.92	$1,865.46
034-620-070	$377.72	$74.92	$1,865.46
034-620-071	$377.72	$74.92	$1,865.46
034-620-072	$377.72	$74.92	$1,865.46
034-620-073	$377.72	$74.92	$1,865.46
034-620-074	$377.72	$74.92	$1,865.46
034-620-075	$377.72	$74.92	$1,865.46
034-620-076	$377.72	$74.92	$1,865.46
034-620-077	$377.72	$74.92	$1,865.46
034-620-078	$377.72	$74.92	$1,865.46
034-620-079	$377.72	$74.92	$1,865.46
034-620-080	$377.72	$74.92	$1,865.46
034-620-081	$377.72	$74.92	$1,865.46
	Sub-Total		**$1,287,557.44**

CITY OF OAKLEY
STREET LIGHTING AND LANDSCAPE ASESSMENT DISTRICT
ZONES 1, 2, 3-26
FINAL ASSESSMENT ROLL
FISCAL YEAR 2025-26

Assessor's Parcel Number	Park Amount	Street Light Amount	Landscape Amount
032-370-011	$959.40	$374.64	$2,583.00
032-370-037	$502.36	$374.64	$1,352.52
032-380-001	$377.72	$74.92	$1,016.92
032-380-002	$377.72	$74.92	$1,016.92
032-380-003	$377.72	$74.92	$1,016.92
032-380-004	$377.72	$74.92	$1,016.92
032-380-005	$377.72	$74.92	$1,016.92
032-380-006	$377.72	$74.92	$1,016.92
032-380-007	$377.72	$74.92	$1,016.92
032-380-008	$377.72	$74.92	$1,016.92
032-380-009	$377.72	$74.92	$1,016.92
032-380-010	$377.72	$74.92	$1,016.92
032-380-011	$377.72	$74.92	$1,016.92
032-380-012	$377.72	$74.92	$1,016.92
032-380-013	$377.72	$74.92	$1,016.92
032-380-014	$377.72	$74.92	$1,016.92
032-380-015	$377.72	$74.92	$1,016.92
032-380-016	$377.72	$74.92	$1,016.92
032-380-018	$377.72	$74.92	$1,016.92
032-380-019	$377.72	$74.92	$1,016.92
032-380-020	$377.72	$74.92	$1,016.92
032-380-021	$377.72	$74.92	$1,016.92
032-380-022	$377.72	$74.92	$1,016.92
032-380-023	$377.72	$74.92	$1,016.92
032-380-024	$377.72	$74.92	$1,016.92
032-380-025	$377.72	$74.92	$1,016.92
032-380-026	$377.72	$74.92	$1,016.92
032-390-001	$377.72	$74.92	$1,016.92
032-390-002	$377.72	$74.92	$1,016.92
032-390-003	$377.72	$74.92	$1,016.92
032-390-004	$377.72	$74.92	$1,016.92
032-390-005	$377.72	$74.92	$1,016.92
032-390-006	$377.72	$74.92	$1,016.92
032-390-007	$377.72	$74.92	$1,016.92
032-390-008	$377.72	$74.92	$1,016.92
032-390-009	$377.72	$74.92	$1,016.92
032-390-010	$377.72	$74.92	$1,016.92
032-390-011	$377.72	$74.92	$1,016.92
032-390-012	$377.72	$74.92	$1,016.92
032-390-013	$377.72	$74.92	$1,016.92
032-390-014	$377.72	$74.92	$1,016.92
032-390-015	$377.72	$74.92	$1,016.92
032-390-016	$377.72	$74.92	$1,016.92
032-390-017	$377.72	$74.92	$1,016.92
032-390-018	$377.72	$74.92	$1,016.92
032-390-019	$377.72	$74.92	$1,016.92
032-390-020	$377.72	$74.92	$1,016.92
032-390-021	$377.72	$74.92	$1,016.92
032-390-022	$377.72	$74.92	$1,016.92
032-390-023	$377.72	$74.92	$1,016.92
032-390-024	$377.72	$74.92	$1,016.92
032-390-025	$377.72	$74.92	$1,016.92
032-390-026	$377.72	$74.92	$1,016.92
032-390-027	$377.72	$74.92	$1,016.92
032-390-028	$377.72	$74.92	$1,016.92
032-390-029	$377.72	$74.92	$1,016.92
032-390-030	$377.72	$74.92	$1,016.92
032-390-031	$377.72	$74.92	$1,016.92
032-390-032	$377.72	$74.92	$1,016.92
032-390-033	$377.72	$74.92	$1,016.92
032-390-034	$377.72	$74.92	$1,016.92
032-390-035	$377.72	$74.92	$1,016.92
032-390-036	$377.72	$74.92	$1,016.92
032-390-037	$377.72	$74.92	$1,016.92
032-390-038	$377.72	$74.92	$1,016.92
032-390-039	$377.72	$74.92	$1,016.92
032-390-040	$377.72	$74.92	$1,016.92
032-390-041	$377.72	$74.92	$1,016.92
032-390-042	$377.72	$74.92	$1,016.92
032-390-043	$377.72	$74.92	$1,016.92
032-390-044	$377.72	$74.92	$1,016.92
032-390-045	$377.72	$74.92	$1,016.92
032-390-046	$377.72	$74.92	$1,016.92
032-390-047	$377.72	$74.92	$1,016.92
032-390-048	$377.72	$74.92	$1,016.92
032-390-049	$377.72	$74.92	$1,016.92
032-390-050	$377.72	$74.92	$1,016.92
032-390-051	$377.72	$74.92	$1,016.92
032-390-052	$377.72	$74.92	$1,016.92
032-390-053	$377.72	$74.92	$1,016.92
032-390-054	$377.72	$74.92	$1,016.92
032-390-055	$377.72	$74.92	$1,016.92
032-390-056	$377.72	$74.92	$1,016.92
032-390-057	$377.72	$74.92	$1,016.92
032-390-058	$377.72	$74.92	$1,016.92
032-390-059	$377.72	$74.92	$1,016.92
032-390-060	$377.72	$74.92	$1,016.92
032-390-061	$377.72	$74.92	$1,016.92
032-390-062	$377.72	$74.92	$1,016.92
032-390-063	$377.72	$74.92	$1,016.92
032-390-064	$377.72	$74.92	$1,016.92
032-390-065	$377.72	$74.92	$1,016.92
032-390-066	$377.72	$74.92	$1,016.92
032-390-067	$377.72	$74.92	$1,016.92
032-390-068	$377.72	$74.92	$1,016.92
032-390-069	$377.72	$74.92	$1,016.92
032-390-070	$377.72	$74.92	$1,016.92
032-390-071	$377.72	$74.92	$1,016.92
032-390-072	$377.72	$74.92	$1,016.92
032-390-073	$377.72	$74.92	$1,016.92
032-390-074	$377.72	$74.92	$1,016.92
032-390-075	$377.72	$74.92	$1,016.92
032-390-076	$377.72	$74.92	$1,016.92
032-390-077	$377.72	$74.92	$1,016.92
032-390-078	$377.72	$74.92	$1,016.92
032-390-079	$377.72	$74.92	$1,016.92
032-400-001	$377.72	$74.92	$1,016.92
032-400-002	$377.72	$74.92	$1,016.92
032-400-003	$377.72	$74.92	$1,016.92
032-400-004	$377.72	$74.92	$1,016.92
032-400-005	$377.72	$74.92	$1,016.92
032-400-006	$377.72	$74.92	$1,016.92
032-400-007	$377.72	$74.92	$1,016.92
032-400-008	$377.72	$74.92	$1,016.92
032-400-009	$377.72	$74.92	$1,016.92
032-400-010	$377.72	$74.92	$1,016.92
032-400-011	$377.72	$74.92	$1,016.92
032-400-012	$377.72	$74.92	$1,016.92
032-400-013	$377.72	$74.92	$1,016.92
032-400-014	$377.72	$74.92	$1,016.92
032-400-015	$377.72	$74.92	$1,016.92
032-400-016	$377.72	$74.92	$1,016.92
032-400-017	$377.72	$74.92	$1,016.92
032-400-018	$377.72	$74.92	$1,016.92
032-400-019	$377.72	$74.92	$1,016.92
032-400-020	$377.72	$74.92	$1,016.92
032-400-021	$377.72	$74.92	$1,016.92
032-400-022	$377.72	$74.92	$1,016.92
032-400-023	$377.72	$74.92	$1,016.92
032-400-024	$377.72	$74.92	$1,016.92
032-400-025	$377.72	$74.92	$1,016.92
032-400-026	$377.72	$74.92	$1,016.92
032-400-027	$377.72	$74.92	$1,016.92
032-400-028	$377.72	$74.92	$1,016.92
032-400-029	$377.72	$74.92	$1,016.92
032-400-030	$377.72	$74.92	$1,016.92
032-400-031	$377.72	$74.92	$1,016.92
032-400-032	$377.72	$74.92	$1,016.92
032-400-033	$377.72	$74.92	$1,016.92
032-400-034	$377.72	$74.92	$1,016.92
032-410-001	$377.72	$74.92	$1,016.92
032-410-002	$377.72	$74.92	$1,016.92
032-410-003	$377.72	$74.92	$1,016.92
032-410-004	$377.72	$74.92	$1,016.92
032-410-005	$377.72	$74.92	$1,016.92
032-410-006	$377.72	$74.92	$1,016.92
032-410-007	$377.72	$74.92	$1,016.92
032-410-008	$377.72	$74.92	$1,016.92
032-410-009	$377.72	$74.92	$1,016.92
032-410-010	$377.72	$74.92	$1,016.92
032-410-011	$377.72	$74.92	$1,016.92
032-410-012	$377.72	$74.92	$1,016.92
032-410-013	$377.72	$74.92	$1,016.92
032-410-014	$377.72	$74.92	$1,016.92
032-410-015	$377.72	$74.92	$1,016.92
032-410-016	$377.72	$74.92	$1,016.92
032-410-017	$377.72	$74.92	$1,016.92
032-410-018	$377.72	$74.92	$1,016.92
032-410-019	$377.72	$74.92	$1,016.92
032-410-020	$377.72	$74.92	$1,016.92
032-410-021	$377.72	$74.92	$1,016.92
032-410-022	$377.72	$74.92	$1,016.92
032-410-023	$377.72	$74.92	$1,016.92
032-410-024	$377.72	$74.92	$1,016.92
032-410-025	$377.72	$74.92	$1,016.92

CITY OF OAKLEY
STREET LIGHTING AND LANDSCAPE ASESSMENT DISTRICT
ZONES 1, 2, 3-26
FINAL ASSESSMENT ROLL
FISCAL YEAR 2025-26

Assessor's Parcel Number	Park Amount	Street Light Amount	Landscape Amount
032-410-026	$377.72	$74.92	$1,016.92
032-410-027	$377.72	$74.92	$1,016.92
032-410-028	$377.72	$74.92	$1,016.92
032-410-029	$377.72	$74.92	$1,016.92
032-410-030	$377.72	$74.92	$1,016.92
032-410-031	$377.72	$74.92	$1,016.92
032-410-032	$377.72	$74.92	$1,016.92
032-410-033	$377.72	$74.92	$1,016.92
032-410-034	$377.72	$74.92	$1,016.92
032-410-035	$377.72	$74.92	$1,016.92
032-410-036	$377.72	$74.92	$1,016.92
032-410-037	$377.72	$74.92	$1,016.92
032-410-038	$377.72	$74.92	$1,016.92
032-410-039	$377.72	$74.92	$1,016.92
032-410-040	$377.72	$74.92	$1,016.92
032-410-041	$377.72	$74.92	$1,016.92
032-410-042	$377.72	$74.92	$1,016.92
032-410-043	$377.72	$74.92	$1,016.92
032-410-044	$377.72	$74.92	$1,016.92
032-410-045	$377.72	$74.92	$1,016.92
032-410-046	$377.72	$74.92	$1,016.92
032-410-047	$377.72	$74.92	$1,016.92
032-420-001	$377.72	$74.92	$1,016.92
032-420-002	$377.72	$74.92	$1,016.92
032-420-003	$377.72	$74.92	$1,016.92
032-420-004	$377.72	$74.92	$1,016.92
032-420-005	$377.72	$74.92	$1,016.92
032-420-006	$377.72	$74.92	$1,016.92
032-420-007	$377.72	$74.92	$1,016.92
032-420-008	$377.72	$74.92	$1,016.92
032-420-009	$377.72	$74.92	$1,016.92
032-420-010	$377.72	$74.92	$1,016.92
032-420-011	$377.72	$74.92	$1,016.92
032-420-012	$377.72	$74.92	$1,016.92
032-420-013	$377.72	$74.92	$1,016.92
032-420-014	$377.72	$74.92	$1,016.92
032-420-015	$377.72	$74.92	$1,016.92
032-420-016	$377.72	$74.92	$1,016.92
032-420-017	$377.72	$74.92	$1,016.92
032-420-018	$377.72	$74.92	$1,016.92
032-420-019	$377.72	$74.92	$1,016.92
032-420-020	$377.72	$74.92	$1,016.92
032-420-021	$377.72	$74.92	$1,016.92
032-420-022	$377.72	$74.92	$1,016.92
032-420-023	$377.72	$74.92	$1,016.92
032-420-024	$377.72	$74.92	$1,016.92
032-420-025	$377.72	$74.92	$1,016.92
032-420-026	$377.72	$74.92	$1,016.92
032-420-027	$377.72	$74.92	$1,016.92
032-420-028	$377.72	$74.92	$1,016.92
032-420-029	$377.72	$74.92	$1,016.92
032-420-030	$377.72	$74.92	$1,016.92
032-420-031	$377.72	$74.92	$1,016.92
032-420-032	$377.72	$74.92	$1,016.92
032-420-033	$377.72	$74.92	$1,016.92
032-420-034	$377.72	$74.92	$1,016.92
032-420-035	$377.72	$74.92	$1,016.92
032-420-036	$377.72	$74.92	$1,016.92
032-420-037	$377.72	$74.92	$1,016.92
032-420-038	$377.72	$74.92	$1,016.92
032-420-039	$377.72	$74.92	$1,016.92
032-420-040	$377.72	$74.92	$1,016.92
032-420-041	$377.72	$74.92	$1,016.92
032-420-042	$377.72	$74.92	$1,016.92
032-420-043	$377.72	$74.92	$1,016.92
032-420-044	$377.72	$74.92	$1,016.92
032-420-045	$377.72	$74.92	$1,016.92
032-420-046	$377.72	$74.92	$1,016.92
032-420-047	$377.72	$74.92	$1,016.92
032-420-048	$377.72	$74.92	$1,016.92
032-420-049	$377.72	$74.92	$1,016.92
032-420-050	$377.72	$74.92	$1,016.92
032-420-051	$377.72	$74.92	$1,016.92
032-420-052	$377.72	$74.92	$1,016.92
032-420-053	$377.72	$74.92	$1,016.92
032-420-054	$377.72	$74.92	$1,016.92
032-420-055	$377.72	$74.92	$1,016.92
032-420-056	$377.72	$74.92	$1,016.92
032-420-057	$377.72	$74.92	$1,016.92
032-420-058	$377.72	$74.92	$1,016.92
032-420-059	$377.72	$74.92	$1,016.92
032-420-060	$377.72	$74.92	$1,016.92
032-420-061	$377.72	$74.92	$1,016.92
032-420-062	$377.72	$74.92	$1,016.92
032-420-063	$377.72	$74.92	$1,016.92
032-420-064	$377.72	$74.92	$1,016.92
032-420-065	$377.72	$74.92	$1,016.92
032-420-066	$377.72	$74.92	$1,016.92
032-420-067	$377.72	$74.92	$1,016.92
032-420-068	$377.72	$74.92	$1,016.92
032-420-069	$377.72	$74.92	$1,016.92
032-420-070	$377.72	$74.92	$1,016.92
032-420-071	$377.72	$74.92	$1,016.92
032-420-072	$377.72	$74.92	$1,016.92
032-420-073	$377.72	$74.92	$1,016.92
032-420-074	$377.72	$74.92	$1,016.92
032-420-075	$377.72	$74.92	$1,016.92
032-420-076	$377.72	$74.92	$1,016.92
032-420-077	$377.72	$74.92	$1,016.92
032-420-078	$377.72	$74.92	$1,016.92
032-420-079	$377.72	$74.92	$1,016.92
032-420-080	$377.72	$74.92	$1,016.92
032-420-081	$377.72	$74.92	$1,016.92
032-430-001	$377.72	$74.92	$1,016.92
032-430-002	$377.72	$74.92	$1,016.92
032-430-003	$377.72	$74.92	$1,016.92
032-430-004	$377.72	$74.92	$1,016.92
032-430-005	$377.72	$74.92	$1,016.92
032-430-006	$377.72	$74.92	$1,016.92
032-430-007	$377.72	$74.92	$1,016.92
032-430-008	$377.72	$74.92	$1,016.92
032-430-009	$377.72	$74.92	$1,016.92
032-430-010	$377.72	$74.92	$1,016.92
032-430-011	$377.72	$74.92	$1,016.92
032-430-012	$377.72	$74.92	$1,016.92
032-430-013	$377.72	$74.92	$1,016.92
032-430-014	$377.72	$74.92	$1,016.92
032-430-015	$377.72	$74.92	$1,016.92
032-430-016	$377.72	$74.92	$1,016.92
032-430-017	$377.72	$74.92	$1,016.92
032-430-018	$377.72	$74.92	$1,016.92
032-430-019	$377.72	$74.92	$1,016.92
032-430-020	$377.72	$74.92	$1,016.92
032-430-021	$377.72	$74.92	$1,016.92
032-430-022	$377.72	$74.92	$1,016.92
032-430-023	$377.72	$74.92	$1,016.92
032-430-024	$377.72	$74.92	$1,016.92
032-430-025	$377.72	$74.92	$1,016.92
032-430-026	$377.72	$74.92	$1,016.92
032-430-027	$377.72	$74.92	$1,016.92
032-430-028	$377.72	$74.92	$1,016.92
032-430-029	$377.72	$74.92	$1,016.92
032-430-030	$377.72	$74.92	$1,016.92
032-430-031	$377.72	$74.92	$1,016.92
032-430-032	$377.72	$74.92	$1,016.92
032-430-033	$377.72	$74.92	$1,016.92
032-430-034	$377.72	$74.92	$1,016.92
032-430-035	$377.72	$74.92	$1,016.92
032-430-036	$377.72	$74.92	$1,016.92
032-440-001	$377.72	$74.92	$1,016.92
032-440-002	$377.72	$74.92	$1,016.92
032-440-003	$377.72	$74.92	$1,016.92
032-440-004	$377.72	$74.92	$1,016.92
032-440-005	$377.72	$74.92	$1,016.92
032-440-006	$377.72	$74.92	$1,016.92
032-440-007	$377.72	$74.92	$1,016.92
032-440-008	$377.72	$74.92	$1,016.92
032-440-009	$377.72	$74.92	$1,016.92
032-440-010	$377.72	$74.92	$1,016.92
032-440-011	$377.72	$74.92	$1,016.92
032-440-012	$377.72	$74.92	$1,016.92
032-440-013	$377.72	$74.92	$1,016.92
032-440-014	$377.72	$74.92	$1,016.92
032-440-015	$377.72	$74.92	$1,016.92
032-440-016	$377.72	$74.92	$1,016.92
032-440-017	$377.72	$74.92	$1,016.92
032-440-018	$377.72	$74.92	$1,016.92
032-440-019	$377.72	$74.92	$1,016.92
032-440-020	$377.72	$74.92	$1,016.92
032-440-021	$377.72	$74.92	$1,016.92
032-440-022	$377.72	$74.92	$1,016.92
032-440-023	$377.72	$74.92	$1,016.92
032-440-024	$377.72	$74.92	$1,016.92
032-440-025	$377.72	$74.92	$1,016.92
032-440-026	$377.72	$74.92	$1,016.92

CITY OF OAKLEY
STREET LIGHTING AND LANDSCAPE ASESSMENT DISTRICT
ZONES 1, 2, 3-26
FINAL ASSESSMENT ROLL
FISCAL YEAR 2025-26

Assessor's Parcel Number	Park Amount	Street Light Amount	Landscape Amount
032-440-027	$377.72	$74.92	$1,016.92
032-440-028	$377.72	$74.92	$1,016.92
032-440-029	$377.72	$74.92	$1,016.92
032-440-030	$377.72	$74.92	$1,016.92
032-440-031	$377.72	$74.92	$1,016.92
032-440-032	$377.72	$74.92	$1,016.92
032-450-001	$377.72	$74.92	$1,016.92
032-450-002	$377.72	$74.92	$1,016.92
032-450-003	$377.72	$74.92	$1,016.92
032-450-004	$377.72	$74.92	$1,016.92
032-450-005	$377.72	$74.92	$1,016.92
032-450-006	$377.72	$74.92	$1,016.92
032-450-007	$377.72	$74.92	$1,016.92
032-450-008	$377.72	$74.92	$1,016.92
032-450-009	$377.72	$74.92	$1,016.92
032-450-010	$377.72	$74.92	$1,016.92
032-450-011	$377.72	$74.92	$1,016.92
032-450-012	$377.72	$74.92	$1,016.92
032-450-013	$377.72	$74.92	$1,016.92
032-450-014	$377.72	$74.92	$1,016.92
032-450-015	$377.72	$74.92	$1,016.92
032-450-016	$377.72	$74.92	$1,016.92
032-450-017	$377.72	$74.92	$1,016.92
032-450-018	$377.72	$74.92	$1,016.92
032-450-019	$377.72	$74.92	$1,016.92
032-450-020	$377.72	$74.92	$1,016.92
032-450-021	$377.72	$74.92	$1,016.92
032-450-022	$377.72	$74.92	$1,016.92
032-450-023	$377.72	$74.92	$1,016.92
032-450-024	$377.72	$74.92	$1,016.92
032-450-025	$377.72	$74.92	$1,016.92
032-450-026	$377.72	$74.92	$1,016.92
032-450-027	$377.72	$74.92	$1,016.92
032-450-028	$377.72	$74.92	$1,016.92
032-450-029	$377.72	$74.92	$1,016.92
032-450-030	$377.72	$74.92	$1,016.92
032-450-031	$377.72	$74.92	$1,016.92
032-450-032	$377.72	$74.92	$1,016.92
032-450-033	$377.72	$74.92	$1,016.92
032-450-034	$377.72	$74.92	$1,016.92
032-450-035	$377.72	$74.92	$1,016.92
032-450-036	$377.72	$74.92	$1,016.92
032-450-037	$377.72	$74.92	$1,016.92
032-450-038	$377.72	$74.92	$1,016.92
032-450-039	$377.72	$74.92	$1,016.92
032-450-040	$377.72	$74.92	$1,016.92
032-450-041	$377.72	$74.92	$1,016.92
032-450-042	$377.72	$74.92	$1,016.92
032-450-043	$377.72	$74.92	$1,016.92
032-450-044	$377.72	$74.92	$1,016.92
032-450-045	$377.72	$74.92	$1,016.92
032-450-046	$377.72	$74.92	$1,016.92
032-450-047	$377.72	$74.92	$1,016.92
032-450-048	$377.72	$74.92	$1,016.92
032-450-049	$377.72	$74.92	$1,016.92
032-450-050	$377.72	$74.92	$1,016.92
032-450-051	$377.72	$74.92	$1,016.92
032-460-001	$377.72	$74.92	$1,016.92
032-460-002	$377.72	$74.92	$1,016.92
032-460-003	$377.72	$74.92	$1,016.92
032-460-004	$377.72	$74.92	$1,016.92
032-460-005	$377.72	$74.92	$1,016.92
032-460-006	$377.72	$74.92	$1,016.92
032-460-007	$377.72	$74.92	$1,016.92
032-460-008	$377.72	$74.92	$1,016.92
032-460-009	$377.72	$74.92	$1,016.92
032-460-010	$377.72	$74.92	$1,016.92
032-460-011	$377.72	$74.92	$1,016.92
032-460-012	$377.72	$74.92	$1,016.92
032-460-013	$377.72	$74.92	$1,016.92
032-460-014	$377.72	$74.92	$1,016.92
032-460-015	$377.72	$74.92	$1,016.92
032-460-016	$377.72	$74.92	$1,016.92
032-460-017	$377.72	$74.92	$1,016.92
032-460-018	$377.72	$74.92	$1,016.92
032-460-019	$377.72	$74.92	$1,016.92
032-460-020	$377.72	$74.92	$1,016.92
032-460-021	$377.72	$74.92	$1,016.92
032-460-022	$377.72	$74.92	$1,016.92
032-460-023	$377.72	$74.92	$1,016.92
032-460-024	$377.72	$74.92	$1,016.92
032-460-025	$377.72	$74.92	$1,016.92
032-460-026	$377.72	$74.92	$1,016.92
032-460-027	$377.72	$74.92	$1,016.92
032-460-028	$377.72	$74.92	$1,016.92
032-460-029	$377.72	$74.92	$1,016.92
032-460-030	$377.72	$74.92	$1,016.92
032-460-031	$377.72	$74.92	$1,016.92
032-460-032	$377.72	$74.92	$1,016.92
032-460-033	$377.72	$74.92	$1,016.92
032-460-034	$377.72	$74.92	$1,016.92
032-460-035	$377.72	$74.92	$1,016.92
032-460-036	$377.72	$74.92	$1,016.92
032-460-037	$377.72	$74.92	$1,016.92
032-460-038	$377.72	$74.92	$1,016.92
032-460-039	$377.72	$74.92	$1,016.92
032-470-001	$377.72	$74.92	$1,016.92
032-470-002	$377.72	$74.92	$1,016.92
032-470-003	$377.72	$74.92	$1,016.92
032-470-004	$377.72	$74.92	$1,016.92
032-470-005	$377.72	$74.92	$1,016.92
032-470-006	$377.72	$74.92	$1,016.92
032-470-007	$377.72	$74.92	$1,016.92
032-470-008	$377.72	$74.92	$1,016.92
032-470-009	$377.72	$74.92	$1,016.92
032-470-010	$377.72	$74.92	$1,016.92
032-470-011	$377.72	$74.92	$1,016.92
032-470-012	$377.72	$74.92	$1,016.92
032-470-013	$377.72	$74.92	$1,016.92
032-470-014	$377.72	$74.92	$1,016.92
032-470-015	$377.72	$74.92	$1,016.92
032-470-016	$377.72	$74.92	$1,016.92
032-470-017	$377.72	$74.92	$1,016.92
032-470-018	$377.72	$74.92	$1,016.92
032-470-027	$377.72	$74.92	$1,016.92
032-470-028	$377.72	$74.92	$1,016.92
032-470-029	$377.72	$74.92	$1,016.92
032-470-030	$377.72	$74.92	$1,016.92
032-470-031	$377.72	$74.92	$1,016.92
032-470-032	$377.72	$74.92	$1,016.92
032-470-033	$377.72	$74.92	$1,016.92
032-470-034	$377.72	$74.92	$1,016.92
032-470-035	$377.72	$74.92	$1,016.92
032-470-036	$377.72	$74.92	$1,016.92
032-470-037	$377.72	$74.92	$1,016.92
032-470-038	$188.86	$37.46	$508.46
032-470-039	$377.72	$74.92	$1,016.92
032-470-040	$377.72	$74.92	$1,016.92
032-470-041	$377.72	$74.92	$1,016.92
032-470-042	$377.72	$74.92	$1,016.92
032-470-043	$377.72	$74.92	$1,016.92
032-470-044	$377.72	$74.92	$1,016.92
032-470-045	$377.72	$74.92	$1,016.92
032-470-046	$377.72	$74.92	$1,016.92
032-480-001	$377.72	$74.92	$1,016.92
032-480-002	$377.72	$74.92	$1,016.92
032-480-003	$377.72	$74.92	$1,016.92
032-480-004	$377.72	$74.92	$1,016.92
032-480-005	$377.72	$74.92	$1,016.92
032-480-006	$377.72	$74.92	$1,016.92
032-480-007	$377.72	$74.92	$1,016.92
032-480-008	$377.72	$74.92	$1,016.92
032-480-009	$377.72	$74.92	$1,016.92
032-480-010	$377.72	$74.92	$1,016.92
032-480-011	$377.72	$74.92	$1,016.92
032-480-012	$377.72	$74.92	$1,016.92
032-480-013	$377.72	$74.92	$1,016.92
032-480-014	$377.72	$74.92	$1,016.92
032-480-015	$377.72	$74.92	$1,016.92
032-480-016	$377.72	$74.92	$1,016.92
032-480-017	$377.72	$74.92	$1,016.92
032-480-018	$377.72	$74.92	$1,016.92
032-480-019	$377.72	$74.92	$1,016.92
032-480-020	$377.72	$74.92	$1,016.92
032-480-021	$377.72	$74.92	$1,016.92
032-480-022	$377.72	$74.92	$1,016.92
032-480-023	$377.72	$74.92	$1,016.92
032-480-024	$377.72	$74.92	$1,016.92
032-480-025	$377.72	$74.92	$1,016.92
032-480-026	$377.72	$74.92	$1,016.92
032-480-027	$377.72	$74.92	$1,016.92
032-480-028	$377.72	$74.92	$1,016.92
032-480-029	$377.72	$74.92	$1,016.92
032-480-030	$377.72	$74.92	$1,016.92
032-480-031	$377.72	$74.92	$1,016.92

CITY OF OAKLEY
STREET LIGHTING AND LANDSCAPE ASESSMENT DISTRICT
ZONES 1, 2, 3-26
FINAL ASSESSMENT ROLL
FISCAL YEAR 2025-26

Sorted by Zone & Assessor's Parcel Number

Assessor's Parcel Number	Park Amount	Street Light Amount	Landscape Amount
032-480-032	$377.72	$74.92	$1,016.92
032-480-033	$377.72	$74.92	$1,016.92
032-480-034	$377.72	$74.92	$1,016.92
032-480-035	$377.72	$74.92	$1,016.92
032-480-036	$377.72	$74.92	$1,016.92
032-480-037	$377.72	$74.92	$1,016.92
032-480-038	$377.72	$74.92	$1,016.92
032-480-039	$377.72	$74.92	$1,016.92
032-480-040	$377.72	$74.92	$1,016.92
032-480-041	$377.72	$74.92	$1,016.92
032-490-001	$377.72	$74.92	$1,016.92
032-490-002	$377.72	$74.92	$1,016.92
032-490-003	$377.72	$74.92	$1,016.92
032-490-004	$377.72	$74.92	$1,016.92
032-490-005	$377.72	$74.92	$1,016.92
032-490-006	$377.72	$74.92	$1,016.92
032-490-007	$377.72	$74.92	$1,016.92
032-490-008	$377.72	$74.92	$1,016.92
032-490-009	$377.72	$74.92	$1,016.92
032-490-010	$377.72	$74.92	$1,016.92
032-490-011	$377.72	$74.92	$1,016.92
032-490-012	$377.72	$74.92	$1,016.92
032-490-013	$377.72	$74.92	$1,016.92
032-490-014	$377.72	$74.92	$1,016.92
032-490-015	$377.72	$74.92	$1,016.92
032-490-016	$377.72	$74.92	$1,016.92
032-490-017	$377.72	$74.92	$1,016.92
032-490-018	$377.72	$74.92	$1,016.92
032-490-019	$377.72	$74.92	$1,016.92
032-490-020	$377.72	$74.92	$1,016.92
032-490-021	$377.72	$74.92	$1,016.92
032-490-022	$377.72	$74.92	$1,016.92
032-490-024	$1,133.16	$0.00	$3,050.78
032-500-001	$377.72	$74.92	$1,016.92
032-500-002	$377.72	$74.92	$1,016.92
032-500-003	$377.72	$74.92	$1,016.92
032-500-004	$377.72	$74.92	$1,016.92
032-500-005	$377.72	$74.92	$1,016.92
032-500-006	$377.72	$74.92	$1,016.92
032-500-007	$377.72	$74.92	$1,016.92
032-500-008	$377.72	$74.92	$1,016.92
032-500-009	$377.72	$74.92	$1,016.92
032-500-010	$377.72	$74.92	$1,016.92
032-500-011	$377.72	$74.92	$1,016.92
032-500-012	$377.72	$74.92	$1,016.92
032-500-013	$377.72	$74.92	$1,016.92
032-500-014	$377.72	$74.92	$1,016.92
032-500-015	$377.72	$74.92	$1,016.92
032-500-016	$377.72	$74.92	$1,016.92
032-500-017	$377.72	$74.92	$1,016.92
032-500-018	$377.72	$74.92	$1,016.92
032-500-019	$377.72	$74.92	$1,016.92
032-500-020	$377.72	$74.92	$1,016.92
032-500-021	$377.72	$74.92	$1,016.92
032-500-022	$377.72	$74.92	$1,016.92
032-500-023	$377.72	$74.92	$1,016.92
032-500-024	$377.72	$74.92	$1,016.92
032-500-025	$377.72	$74.92	$1,016.92
032-500-026	$377.72	$74.92	$1,016.92
032-500-027	$377.72	$74.92	$1,016.92
032-500-028	$377.72	$74.92	$1,016.92
032-500-029	$377.72	$74.92	$1,016.92
032-500-030	$377.72	$74.92	$1,016.92
032-500-031	$377.72	$74.92	$1,016.92
032-500-032	$377.72	$74.92	$1,016.92
032-500-033	$377.72	$74.92	$1,016.92
032-500-034	$377.72	$74.92	$1,016.92
032-500-035	$377.72	$74.92	$1,016.92
032-500-036	$377.72	$74.92	$1,016.92
032-500-037	$377.72	$74.92	$1,016.92
032-500-038	$377.72	$74.92	$1,016.92
032-500-039	$377.72	$74.92	$1,016.92
032-500-040	$377.72	$74.92	$1,016.92
032-500-041	$377.72	$74.92	$1,016.92
032-500-042	$377.72	$74.92	$1,016.92
032-500-043	$377.72	$74.92	$1,016.92
032-500-044	$377.72	$74.92	$1,016.92
032-500-045	$377.72	$74.92	$1,016.92
032-500-046	$377.72	$74.92	$1,016.92
032-500-047	$377.72	$74.92	$1,016.92
032-500-048	$377.72	$74.92	$1,016.92
032-500-049	$377.72	$74.92	$1,016.92
032-500-050	$377.72	$74.92	$1,016.92
032-500-051	$377.72	$74.92	$1,016.92
032-500-052	$377.72	$74.92	$1,016.92
032-500-053	$377.72	$74.92	$1,016.92
032-500-054	$377.72	$74.92	$1,016.92
032-500-055	$377.72	$74.92	$1,016.92
032-510-001	$377.72	$74.92	$1,016.92
032-510-002	$377.72	$74.92	$1,016.92
032-510-003	$377.72	$74.92	$1,016.92
032-510-004	$377.72	$74.92	$1,016.92
032-510-005	$377.72	$74.92	$1,016.92
032-510-006	$377.72	$74.92	$1,016.92
032-510-007	$377.72	$74.92	$1,016.92
032-510-008	$377.72	$74.92	$1,016.92
032-510-009	$377.72	$74.92	$1,016.92
032-510-010	$377.72	$74.92	$1,016.92
032-510-011	$377.72	$74.92	$1,016.92
032-510-012	$377.72	$74.92	$1,016.92
032-510-013	$377.72	$74.92	$1,016.92
032-510-014	$377.72	$74.92	$1,016.92
032-510-015	$377.72	$74.92	$1,016.92
032-510-016	$377.72	$74.92	$1,016.92
032-510-017	$377.72	$74.92	$1,016.92
032-510-018	$377.72	$74.92	$1,016.92
032-510-019	$377.72	$74.92	$1,016.92
032-510-020	$377.72	$74.92	$1,016.92
032-510-021	$377.72	$74.92	$1,016.92
032-510-022	$377.72	$74.92	$1,016.92
032-510-023	$377.72	$74.92	$1,016.92
032-510-024	$377.72	$74.92	$1,016.92
032-510-025	$377.72	$74.92	$1,016.92
032-510-026	$377.72	$74.92	$1,016.92
032-510-027	$377.72	$74.92	$1,016.92
032-510-028	$377.72	$74.92	$1,016.92
032-510-029	$377.72	$74.92	$1,016.92
032-510-030	$377.72	$74.92	$1,016.92
032-510-031	$377.72	$74.92	$1,016.92
032-510-032	$377.72	$74.92	$1,016.92
032-510-033	$377.72	$74.92	$1,016.92
032-510-034	$377.72	$74.92	$1,016.92
032-510-035	$377.72	$74.92	$1,016.92
032-510-036	$377.72	$74.92	$1,016.92
032-510-037	$377.72	$74.92	$1,016.92
032-510-038	$377.72	$74.92	$1,016.92
032-510-039	$377.72	$74.92	$1,016.92
032-510-040	$377.72	$74.92	$1,016.92
032-510-041	$377.72	$74.92	$1,016.92
032-510-042	$377.72	$74.92	$1,016.92
032-510-043	$377.72	$74.92	$1,016.92
032-510-044	$377.72	$74.92	$1,016.92
032-510-045	$377.72	$74.92	$1,016.92
032-510-046	$377.72	$74.92	$1,016.92
		Sub-Total	**$929,540.28**

STAFF REPORT

OAKLEY
CALIFORNIA

DATE: May 27, 2025

TO: Joshua McMurray, City Manager

FROM: Danielle Navarro, Assistant City Manager

Approved and Forwarded to the City Council

SUBJECT: Waive the First Reading and Introduce an Ordinance Repealing and Reenacting Chapter 2.5 of the Oakley Municipal Code Concerning Emergency Organizations and Functions

Background and Analysis

In 2023, Staff contracted with Aegis Emergency Management to conduct an Emergency Management Program Assessment, which was received by the City Council and presented at the March 28th Council meeting that year. At the meeting, the City Manager reported that the Emergency Management Program would shift from the Police Department to the City Manager's Office under the new Assistant City Manager and additional items would be brought back to the Council to implement the City's Emergency Operations Plan.

The Assistant City Manager was hired in April 2023 and has been actively working with the Information Technology Manager to update the City's technology; updating the 2018 draft of the Emergency Operations Plan (EOP) as recommended by the Assessment and in compliance with new emergency planning legislation; sharing community emergency preparedness information with the community; updating the City's emergency services webpages; participating in the Multiagency Coordination (MAC) group through the Contra Costa County Office of Emergency Services (County OES), including twice serving as a functional exercise evaluator; and attending emergency operations trainings. Stakeholders, including County OES staff, are currently reviewing the EOP before it is submitted for City Council adoption.

In advance of the adoption of the EOP, staff is proposing amendments to Oakley Municipal Code Chapter 2.5, Emergency Organization and Functions to: 1) implement the 2023 Emergency Management Program Assessment recommendations; 2) reflect position changes as a result of the City's 2024 reorganization; and 3) increase the purchasing authority in exigent circumstances in line with the current and rising costs of goods and services.

Consistency with the Oakley Strategic Plan 27+

Strategic Plan 27+ includes with the Community Health and Safety Goal several objectives and subobjectives related to Emergency Operations, including:

- Create an Emergency Disaster and Response Plan including resiliency resources.
    - Develop a Communication Plan for emergency responders, Public Works, the public and other key stakeholders.
    - Provide and reinforce public and staff training through regular community meetings.
    - Ensure resiliency to power outages.
    - Implement training, communicate broadly, and seek grants for implementation.
    - Modernize the Oakley Emergency Operations Center (EOC).
- Address streets and main arteries vulnerable to fire, flood, and traffic hazards with improving infrastructure and evacuation plans to provide for safe passage for people including emergency responders.

Fiscal Impact

There is no fiscal impact to introduce the ordinance.

Staff Recommendation

Staff recommends the City Council waive the first reading and introduce the proposed ordinance repealing and reenacting Chapter 2.5 of the Oakley Municipal Code concerning emergency organizations and functions.

Attachments

1. Ordinance

ORDINANCE NO. XX-25

AN ORDINANCE OF THE CITY COUNCIL OF THE CITY OF OAKLEY REPEALING AND REENACTING CHAPTER 2.5 OF THE OAKLEY MUNICIPAL CODE CONCERNING EMERGENCY ORGANIZATION AND FUNCTIONS

THE CITY COUNCIL OF THE CITY OF OAKLEY DOES ORDAIN AS FOLLOWS:

SECTION 1. Oakley Municipal Code Chapter 2.5 is repealed and reenacted as follows:

CHAPTER 5
EMERGENCY ORGANIZATION AND FUNCTIONS

2.5.002 Purposes.
The declared purposes of this chapter are to comply with the provisions of the California Emergency Services Act, Title Two, Division One, Chapter Seven of the Government Code of the State of California (commencing with Section 8585.5 or successor legislation) and to provide for the preparation and ~~carrying out~~*execution* of plans for the protection of persons and property within this City in the event of an emergency; the direction of the emergency organization; and the coordination of the emergency functions of this City with all other public agencies, corporations, organizations, and affected private persons.

2.5.004 Definitions.
As used in this chapter:

"Assistant Director" shall mean the Assistant Director or Emergency Services.

"Director" shall mean the Director of Emergency Services.

"Emergency" shall mean the actual or threatened existence of conditions of disaster or of extreme peril to the safety of persons and property within this City caused by such conditions as air pollution, fire, flood, storm, epidemic, riot, or earthquake, or other conditions, including conditions resulting from war or imminent threat of war, but other than conditions resulting from a labor controversy, which conditions are or are likely to be beyond the control of the services, personnel, equipment, and facilities of this City, requiring the combined forces of other political subdivisions to combat.

"Exigent circumstances" ~~are~~ *shall mean* situations in which a disaster or emergency has been proclaimed, and *the urgency of the* public ~~exigency~~ *need* for goods and services required to address an immediate threat to life, public health, or safety, or to eliminate/reduce an immediate threat of significant damage to improved public and private property through cost-effective measures will not permit competitive solicitation.

2.5.006 Disaster Council Membership.
The Oakley Disaster Council is hereby created and shall consist of the following:

a. The Mayor, who shall be Chairperson.

b. The Director of Emergency Services, who shall be Vice-Chairperson.

c. The Assistant Director of Emergency Services.

d. Such Directors of Emergency Services as are provided for in a current emergency plan of this City, adopted pursuant to this section.

e. Such representatives of civic, business, labor, veterans, professional, or other organizations having an official emergency responsibility, as may be appointed by the Director *of Emergency Services* with the advice and consent of the City Council.

2.5.008 Disaster Council Powers and Duties.
It shall be the duty of the Oakley Disaster Council, and it is hereby empowered, to develop and recommend for adoption by the City Council emergency and mutual aid plans and agreements and such ordinances and resolutions and rules and regulations as are necessary to implement such plans and agreements. The Disaster Council shall meet upon call of the Chairperson or, in his/her absence from the City or inability to call such meeting, upon call of the Vice-Chairperson.

2.5.010 Director and Assistant Director of Emergency Services.
a. There is hereby created the Office of Director of Emergency Services. The City Manager shall be the Director ~~of Emergency Services~~.

b. There is hereby created the Office of Assistant Director of Emergency Services~~,~~ ~~who shall be appointed by the Director of Emergency Services at the same time as provided for the appointment of standby Council members as set forth in Section 2.5.018(a)~~*. The Assistant City Manager shall be the Assistant Director.*

2.5.012 Powers and Duties of the Director and Assistant Director of Emergency Services.
a. The Director of Emergency Services is hereby empowered to:

1) Request the City Council to proclaim the existence or threatened existence of a local emergency if the City Council is in session, or to issue such proclamation if the City Council is not in session. Whenever a local emergency is proclaimed by the Director, the City Council shall take action to ratify the proclamation within seven days thereafter or the proclamation shall have no further force or effect.

2) Request the Governor to proclaim a State of Emergency when, in the opinion of the Director, the locally available resources are inadequate to cope with the emergency.

3) Control and direct the effort of the emergency organization of this City for the accomplishment of the purposes of this section.

4) Direct cooperation between and coordination of services and staff of the emergency organization of this City and resolve questions of authority and responsibility that may arise between them.

5) Represent this City in all dealings with public or private agencies on matters pertaining to emergencies as defined herein.

6) In the event of the proclamation of a local emergency as herein provided, the proclamation of a state of emergency by the Governor or the Secretary of the California Emergency Management Agency, or the existence of a state of war emergency, the Director is empowered to:

a) Make and issue rules and regulations on matters reasonably related to the protection of life and property as affected by such emergency; provided, however, such rules and regulations must be confirmed at the earliest practicable time by the City Council;

b) Obtain vital supplies, equipment, and such other properties found lacking and needed for the protection of life and property, and to bind the City for the fair value thereof and, if required immediately, to commandeer the same for public use;

c) Require emergency services of any City officer or employee and in the event of the proclamation of a State of Emergency in the County in which this City is located or the existence of a State of War Emergency, to command the aid of as many citizens of this community as he/she deems necessary in the execution of his/her duties; such persons shall be entitled to all privileges, benefits, and immunities as are provided by State law for registered disaster service workers;

d) Requisition necessary personnel or material of any City department or agency; and

e) Execute all of the ordinary powers of City Manager, all of the special powers conferred upon him/her by this section or by resolution or emergency plan pursuant hereto adopted by the City Council, all powers conferred upon him/her by any statute, by any agreement approved by the City Council, and by any other lawful authority*, and delegate duties as necessary.*

b. ~~The Emergency Operations Center Director shall designate the order of succession to that office, to take effect i~~In the event the Director is unavailable to attend meetings ~~and~~ *or* otherwise *unable to* perform his/her duties during an emergency~~. Such order of succession shall be approved by the City Council~~*, the office will be assumed by the following individuals in order of succession: Assistant Director, Chief of Police, Public Works Director/City Engineer, or other City employee as designated by the City Council.*

c. The Assistant Director shall, under the supervision of the Director and with the assistance of *the Disaster Council and* Emergency ~~Service~~*Operations Center Section*

Chiefs, develop emergency plans and manage the *City's* emergency *operation* programs ~~of the City;~~ and shall have such other powers and duties as may be assigned by the Director.

2.5.014 Emergency Organization.
All officers and employees of the City, together with those volunteer forces enrolled to aid them during an emergency, and all groups, organizations, and persons who may by agreement or operation of law, including persons impressed into service under the provisions of Section 2.5.012(a)(6), be charged with duties incident to the protection of life and property in the City during such emergency, shall constitute the emergency organization of the City of Oakley.

2.5.016 Emergency Plan.
The Oakley Disaster Council shall be responsible for the development of the City of Oakley Emergency *Operations* Plan, which plan shall provide for the effective mobilization of all of the resources of the City, both public and private, to meet any condition constituting a local emergency, state of emergency, or state of war emergency; and shall provide for the organization, powers and duties, services, and staff of the emergency organization. Such plan shall take effect upon adoption by resolution of the City Council.

2.5.018 Standby City Council Members.
Standby members of the City Council are hereby authorized pursuant to the provisions of California Government Code Sections 8635 through 8644.

a. Each Council member shall nominate one standby member. Standby members must have prior experience having served on an agency board, commission or council. Consideration shall be given to places of residence and work, so that the greatest probability of survivorship or availability shall exist. With City Council consensus, the nominees shall then be appointed as standby Council members. Following the initial appointment of standby Council members, standby members shall be appointed at the first regular Council meeting following the swearing-in of newly elected or appointed members.

b. A standby Council member shall confirm his or her acceptance of the appointment by taking the oath of office set forth in Article XX, Section 3, of the Constitution of the State of California at the time of appointment set forth in subsection (a) of this section.

c. Standby Council members must be informed of the duties of a Council member, be provided a copy of Article 15, Chapter 7, Division 1, Title 2 of the California Government Code, keep informed of the business of the City Council to fill the position competently, immediately report for duty during a state of war emergency, a state of emergency or a declared local emergency, and fill the position when the Council member is unavailable during a state of war emergency, a state of emergency or a declared local emergency.

d. Standby Council members may become activated during a state of war emergency, a state of emergency or a declared local emergency. No standby member shall become

a member of the City Council unless there is a declared emergency described above. The mere vacancy of the regular Council member's office absent a declared emergency shall not activate the standby member. The standby member shall serve during the emergency if his or her regular member is unavailable, meaning that the regular member is killed, missing, or so seriously injured as to be unable to attend meetings and otherwise perform duties. Any question as to whether a particular member is unavailable shall be settled by the remaining available members of the Council, including standby officers who are serving. Standby Council members shall serve at the pleasure of the governing body appointing them, and may be removed and replaced at any time with or without cause.

e. Upon standby Council members becoming activated, the City Council shall, if necessary, determine offices. In the event that both the Mayor and Vice Mayor shall be unavailable, then the remaining regular members of the Council shall determine the Temporary Presiding Officer. No standby Council member shall become Mayor or Temporary Presiding Officer if any of the regular Council members are available to fill such position, although the standby member shall continue to serve as a member of the governing body until the termination of the emergency, until the regular member becomes available, or until the regular member is replaced pursuant to provisions of State law.

f. The functions and duties of standby members shall be as described in California Government Code Section 8641 and successor legislation.

2.5.020 Expenditures.
Any expenditures made in connection with emergency activities, including mutual aid activities, shall be deemed conclusively to be for the direct protection and benefit of the inhabitants and property of the City of Oakley. This section modifies the City's normal purchasing practices to assure that, in both emergency and exigent circumstances caused by a proclaimed disaster or emergency, the City will able to acquire the goods and services required to address an immediate threat to life, public health or safety, or to eliminate/reduce an immediate threat of significant damage to improve public and private property through cost-effective measures while still maintaining an effective purchasing process and complying with applicable local and State purchasing laws. Where the City is included in a major disaster or emergency declared by the President of the United States, this policy also assures that City procurements comply with Federal regulations applicable to FEMA disaster grant reimbursement as defined in Title 2 of the Code of Federal Regulations, Part 200 (2 CFR Part 200).

~~a.~~ A proclaimed disaster or emergency exists if the Governor has declared a state of emergency for an area which includes the geographic territory of the City; or the ~~City Manager~~Director of Emergency Services of the City has declared an emergency in the City.

~~b. "Exigent circumstances" are situations in which a disaster or emergency has been proclaimed, and the public exigency for goods and services required to address an immediate threat to life, public health, or safety, or to eliminate/reduce an immediate~~

~~threat of significant damage to improved public and private property through cost-effective measures will not permit competitive solicitation~~.

2.5.022 Delegations of Purchasing Authority in Exigent Circumstances.
If the ~~City Manager~~*Director* determines that goods and services must be procured before the City Council or its designee(s) is able to assemble and approve purchases, the ~~City Manager~~*Director* has authority, subject to the limitations set forth in subsections (a) and (b) of this section, to approve the immediate rental or purchase of any equipment, supplies, services or other items necessary to respond to an immediate threat to life, public health, or safety, or to eliminate/reduce an immediate threat of significant damage to improved public and private property through cost-effective measures.

a. Limits of Single Purchasing Authority. The ~~City Manager~~*Director* shall have the authority to make individual purchases up to $~~150~~*250,*000 on his or her signature alone. The *Direct*or shall have the authority to make *individual* purchases in excess of $~~150~~*250*,000 up to a maximum of $~~250~~*500*,000 when countersigned by the Mayor or in the Mayor's absence, countersigned by another Council member.

b. Limits of Aggregate Purchasing Authority. The ~~City Manager~~*Director* shall have the authority to make aggregate purchases up to $~~150~~*500,*000 on his or her signature alone. The ~~City Manager~~*Director* shall have the authority to make *aggregate* purchases in excess of $~~150~~*500*,000 up to a maximum of $~~250~~*750*,000 when countersigned by the Mayor or in the Mayor's absence countersigned by another Council member.

c. Purchases made during a proclaimed emergency or disaster may be taken from the reserve balance of the General Fund to the extent they exceed previously budgeted items.

d. The Emergency Operations Center Director shall be a designee of the City Manager at any time the City Manager is not available to approve purchases as allowed in this section.

d. If neither the~~ City Manager nor the~~ *Director or the Assistant* Director is available, the Police Chief, and/or Police Department Watch Commander, have authority to rent or purchase from the nearest available source any equipment, supplies, services, or other items necessary for his or her department to respond to an immediate threat to life, public health, or safety, or to eliminate/reduce an immediate threat of significant damage to improved public and private property through cost-effective measures, up to a maximum of $75,000.

f. Administrative Procedures.

1) As soon as possible after purchases are made under this section, the ~~City Manager, Emergency Operations Center Director, or department head~~*purchaser s*hall submit to the Finance ~~Director~~*Manager* a requisition and a notation that the commodity has been ordered on an emergency basis from the vendor designated.

2) The Finance ~~Director~~*Manager* will inform the ~~City Manager~~*Director* and the City Council or its designee(s) of any individual purchase under this section with a contract amount greater than $75,000, and whenever the aggregate of purchases under this section is greater than $150,000.

3) The Finance ~~Director~~*Manager* will obtain the ~~City Manager's (or Emergency Operations Center Director as the City's Manager's designee)~~*Director's* approval prior to any purchase by a department head if the amount is $75,000 or more.

4) If the ~~City Manager/Emergency Operations Center~~ Director or *Assistant Director* is unavailable, and the delay in getting his/her signature would imperil life, safety or improved property, the Police Chief, and/or Police Department Watch Commander, or his/her designee may approve the emergency purchase of $75,000 or more.

5) The Finance ~~Director~~*Manager* shall have the authority to approve all disaster related purchases under $~~150~~*250*,000. *The Mayor's signature is required for all individual or aggregate purchases over $250,000.*

6) The Finance ~~Director~~*Manager* will expedite the verification of funds available and complete the preparation of the purchase order.

2.5.024 Procurement Procedures in Exigent Circumstances.
Upon receipt of requisitions under Section 2.5.022, the Finance ~~Director~~*Manager* shall prepare purchase orders for the emergency equipment, supplies, services or other items in accordance with the requirements of this section.

a. Exempt Purchases. Purchases below $~~25~~*50*,000 shall not be required to be formally bid *per Section 3.6.010*. Purchases greater than $~~25~~*50*,000 may be made following the procedures specified in this section. The signature(s) of the ~~City Manager~~Director of Emergency Services, Finance ~~Director~~*Manager* and/or ~~department head~~*Police Chief and/or Police Department Watch Commander* are still required as provided in Section 2.5.022.

b. Justification of Sole Source or No-Bid Contracts. Where exigent circumstances require immediate procurement from the nearest available source:

1) The Finance ~~Director~~*Manager* shall use the "Justification Form for Emergency Sole Source or No-Bid Purchase."

2) Procurement should be limited to that portion of the work that must be performed immediately, allowing subsequent procurement by competitive proposals of the remainder of the work.

3) "Sole source" or "no-bid" acquisitions shall be necessary for one of the following reasons: placement of emergency protective measures, procurement of a scarce commodities, goods, or services or acquisition or rental of emergency

equipment, emergency consulting services, emergency road clearance or other emergency requirements.

c. Provision for Alternate Bid Solicitation Procedures. The City's normal requirements for sealed bids shall not apply to acquisitions under Section 2.5.022. However, the Finance ~~Director~~*Manager* shall conduct telephonic or other electronic bid solicitation from potential vendors or suppliers, in lieu of written and/or sealed bids, in an effort to obtain multiple competitive proposals when and if time allows in light of the exigent circumstances.

d. Locations of Postings for Requests for Proposals or Solicitation of Bids. The Finance ~~Director~~*Manager* may waive normal requirements for public posting of requests for proposals or solicitation of bids. Notices soliciting bids or requests for proposals shall be posted at the Emergency Operations Center or Alternate Emergency Operations Center, if the Primary Emergency Operations Center is not being used.

e. Length of Time for Posting Requests for Proposals or Solicitation of Bids. The Finance ~~Director~~*Manager* may shorten the normal bid period from ten (10) days to expedite the award of contracts for emergency equipment, goods, or services. The Finance ~~Director~~*Manager* should seek to assure that the shortened bid period allows multiple suppliers to submit bids.

f. Number of Bids Required. Solicited bids that are nonresponsive shall count towards the minimum numbers of bids required when there is a declared emergency or disaster in the jurisdiction. All such no-bids must be documented as to time, date and person or company contacted, with a reason for the no-bid, if possible.

2.5.026 Notification and Ratification.

a. Posting of Contract Awards. Under this section, all contracts awarded that exceed $150,000 shall be presented to the City Council for ratification and thereafter, shall be publicly posted within sixty (60) days of the award.

b. Authority to Cancel Emergency Procurements. As a provision of this chapter, the City has the absolute authority to rescind a contract for nonperformance within twenty-four (24) hours when a contractor or vendor, once awarded a contract, is unable to perform under the terms of the contract and the resulting delay or nonperformance presents an immediate threat to life, public health, or safety, or to eliminate/reduce an immediate threat of significant damage to improved public and private property through cost-effective measures.

c. Notification Requirement for Emergency Purchases. For any purchase in excess of $150,000, the ~~City Manager~~*Director* shall report all such purchases to the City Council within thirty (30) days of the onset of the disaster.

d. Requirement for Separate Invoicing. All purchases or rentals made during proclaimed emergency or disaster conditions shall require separate invoicing from routine (non-disaster related) purchases. All invoices shall state the goods, services or equipment provided and shall specify where the goods or services were delivered. All

invoices shall specify the locations where the goods or services were used if at all possible.

e. Auditing of Invoices for Debris Clearance Prior to Payment. All invoices for debris clearance and removal shall be audited by the City prior to payment to the vendor. Vendors shall be notified of this requirement prior to the awarding of any contract for debris clearance and/or removal. Audits shall be in accordance with procedures for debris removal monitoring specified in FEMA's Publication 325, Debris Management Guide.

f. Limitations of Disaster Purchasing Policy. For the purposes of this section, an emergency or disaster shall be deemed to exist when a condition exists that presents an immediate threat to life, public health, or safety, or to eliminate/reduce an immediate threat of significant damage to improved public and private property through cost-effective measures and a local emergency or disaster has been proclaimed. Any purchases that do not meet the standard of being necessary for responding to an immediate threat to life, public health, or safety, or to eliminate/reduce an immediate threat of significant damage to improved public and private property through cost-effective measures shall follow the City's regular purchasing provisions.

Notwithstanding the terms of this policy, nothing contained herein shall conflict with Federal procurement regulations as currently defined in 2 CFR Part 200.

2.5.028 Punishment of Violations.
It shall be a misdemeanor, punishable by a fine of not to exceed $1,000, or by imprisonment for not to exceed six months, or both, for any person, during an emergency, to:

a. Willfully obstruct, hinder, or delay any member of the emergency organization in the enforcement of any lawful rule or regulation issued pursuant to this section, or in the performance of any duty imposed upon him/her by virtue of this section.

b. Do any act forbidden by any lawful rule or regulation issued pursuant to this section, if such act is of such a nature as to be given or be likely to give assistance to the enemy or to imperil the lives or property of inhabitants of the City, or to prevent, hinder, or delay the defense or protection thereof.

c. Wear, carry, or display, without authority, any means of identification specified by the Emergency Agency of the State.

SECTION 2. CEQA FINDING.

The City Council determines that the provisions of this ordinance are exempt from the California Environmental Quality Act ("CEQA") because the instant ordinance involves continuing administrative activities and thus is not a project, as CEQA defines, pursuant to Section 15378(b)(2) of the CEQA Guidelines. To the extent the adoption of this Ordinance constitutes a project, the City Council finds pursuant to CEQA Guideline

Section 15061(b)(3) that the project is exempt from environmental review because it can be seen with certainty that the adoption of the ordinance would not have any significant impact on the environment.

SECTION 3. SEVERABILITY.

If any section, subsection, sentence, clause or phrase of this ordinance is for any reason held to be invalid or unconstitutional by the decision of a court of competent jurisdiction, the holding shall not affect the validity or enforceability of the remaining provisions, and the City Council declares that it would have adopted each provision of this ordinance irrespective of the validity of any other provision.

SECTION 4. EFFECTIVE DATE AND PUBLICATION.

This ordinance shall take effect and be in force and effect thirty (30) days from and after the date of its passage. The City Clerk shall cause the ordinance to be published within fifteen (15) days after its passage in a newspaper of general circulation, or by publishing a summary of the proposed ordinance, posting a certified copy of the proposed ordinance in the office of the City Clerk at least five (5) days prior to the City Council meeting at which the ordinance is to be adopted, and within fifteen (15) days after its adoption, publishing a summary of the ordinance with the names of the Council Members voting for and against the ordinance.

PASSED AND ADOPTED by the City Council of the City of Oakley this ___day of ___2025 by the following vote:

AYES:
NOES:
ABSTENTIONS:
ABSENT:

APPROVED:

_____
Shannon Shaw, Mayor

ATTEST:

_____ ___ _____
Kim Snodgrass, City Clerk Date

STAFF REPORT

OAKLEY
CALIFORNIA

DATE: May 27, 2025

Approved and Forwarded to the City Council

TO: Joshua McMurray, City Manager

FROM: Jeri Tejeda, Administrative Services Director

SUBJECT: Waive the First Reading and Introduce an Ordinance Amending Chapter 6 of the Oakley Municipal Code Concerning Purchasing and Contracting and Chapter 2.2.114 Powers of Duties.

Background and Analysis

In July 2024 the Finance Division went live on new enterprise software, Tyler ERP. The software had several features that previous software did not have. One of the major changes that was made when we went live was how we processed contracts. In the old software, after a contract had been approved and sign, it had to be processed as a purchase order in order to encumber the funds against the contract. Our new software allows us to encumber contracts therefore the need to do double work and create a purchase order is no longer necessary.

Chapter 6 of our municipal code only references purchase orders. The proposed changes add contracts so that staff does not need a contract and a purchase order. Both go through the same approval process, and both now encumber funds to ensure they are secured for the purchase order or contract.

It is also proposed that we increase purchases that can be approved by the City Manager from $50,000 to $100,000. As long as funding has been approved as part of the budget or with an amendment, there would no longer be a need to bring purchases under $100,000 to the City Council for additional approval. If the funding has not been approved, the item would still be required to be brought to the council. As an example, we can no longer purchase a patrol vehicle or public works truck for under $50,000. All vehicles are approved as part of the budget process. If the ordinance remains $50,000 each vehicle purchased will be required to come back to the council after the approved budget and seek purchasing authority again. It requires a tremendous amount of staff time to prepare and approve the agendas for each meeting. For efficiency purposes, it is requested we increase the amount as proposed. This change needs to be made in several areas of Chapter 6 and in Chapter 2.2.114 for change orders.

Consistency with Oakley Strategic Plan 27+

The approval of the ordinance changes falls in the finance and fiscal responsibility goals as it is a more efficient way to do business.

Fiscal Impact

There is no fiscal impact related to this item.

Staff Recommendation

Staff recommends the City Council Waive the First Reading and Introduce an Ordinance Amending Chapter 6 of the Oakley Municipal Code Concerning Purchasing and Contracting and Chapter 2.2.114 Powers of Duties

Attachments

1. Ordinance

ORDINANCE NO. __-25

AN ORDINANCE OF THE CITY COUNCIL OF THE CITY OF OAKLEY AMENDING SECTION 2.2.114 AND REPEALING AND REENACTING CHAPTER 6 OF TITLE 3 OF THE OAKLEY MUNICIPAL CODE CONCERNING PURCHASING

THE CITY COUNCIL OF THE CITY OF OAKLEY DOES ORDAIN AS FOLLOWS:

SECTION 1. Section 2.2.114 of Oakley Municipal Code is amended as follows:

2.2.114 Powers and Duties.
The City Manager shall be the administrative head of the government of the City under the direction and control of the City Council except as otherwise provided in this chapter. The City Manager shall be responsible for the efficient administration of all the affairs of the City which are under the Manager's control. In addition to general powers as administrative head, and not as a limitation thereon, the City Manager shall have the duties and powers set forth below.

a. Law Enforcement. It shall be the duty of the City Manager to enforce or cause to be enforced all laws and ordinances of the City and to see that all franchises, contracts, permits and privileges granted by the City Council are faithfully observed.

b. Authority over Employees. It shall be the duty of the City Manager, and the City Manager shall have the authority to control, order and give directions to all heads of departments and to subordinate officers and employees of the City under the City Manager's jurisdiction through their department heads.

c. Appointment and Removal of City Officers. It shall be the duty of the City Manager pursuant to Government Code Section 34856 to appoint and remove all officers and department heads, including the City Clerk and City Treasurer, but excluding the City Attorney. The City Manager shall either approve the appointment, removal, promotion or demotion of all other City employees or authorize department heads to appoint, remove, promote or demote in certain classes of positions subject to all applicable personnel rules and regulations which may be adopted by ordinance or resolution by the Council.

d. Negotiation for City Service Contracts. It shall be the duty of the City Manager to negotiate all contracts for services for which the City has a service responsibility to its residents and desires to provide such service by contract. The contract shall be approved by the City Council. After the Council approves the contract, it shall be the duty of the City Manager to administer the contract and determine that its provisions are carried out. The City Manager shall report to the Council at such times as the Council may direct on the performance of the service provider.

e. Administrative Reorganization. It shall be the duty and responsibility of the City Manager to conduct studies and effect such administrative reorganization of services, offices, positions or units under the City Manager's direction as may be indicated in the interest of efficient, effective and economical conduct of the City's business.

f. Recommendation of Ordinances and Measures to City Council. It shall be the duty of the City Manager to recommend to the City Council for adoption such measures and ordinances as deemed necessary.

g. Change Orders. The City Manager or designee is hereby authorized to negotiate and execute capital projects and professional service change orders on behalf of the City in an amount not to exceed ten percent (10%) of the total contract award for a project, or $~~50,000~~*100,000*, whichever amount is greater. The City Manager may also approve change orders where the change order in question would be in the form of a deductive change order (or credit), thereby reducing the contract amount. In the event of an emergency, the City Manager may approve change orders that have a cost exceeding ten percent (10%) of the total contract or $~~50,000~~*100,000*, with the requirement that written notification of the emergency change order be provided to the City Council within twenty-four (24) hours of the approval, and that formal review of the approval is conducted by the City Council at its next regularly scheduled meeting. The authority contained in this subsection does not extend to any change order in excess of the remaining balance for contingencies and/or the remaining budgeted amount for the entire project.

SECTION 2. Chapter 6 of Tile 3 of the Oakley Municipal Code is repealed and reenacted as follows:

CHAPTER 6

PURCHASING AND CONTRACTING

3.6.002 Adoption of a Purchasing System.
A purchasing system is adopted in order to establish efficient procedures for the purchase of supplies, services and equipment to secure for the City supplies, services and equipment at the lowest possible cost commensurate with the level of quality required, to exercise financial control over purchases, and to clearly define authority for the purchasing function.

3.6.004 Purchasing Agent Designated; City Manager Authorized to Sign Contracts.
a. The ~~Finance~~ *Administrative Services* Director is designated as Purchasing Agent. The Purchasing Agent may delegate all or a portion of the purchasing duties to any City staff member. The Purchasing Agent shall have the authority to:

1) Purchase or contract for supplies, services and equipment required by the City, in accordance with purchasing procedures outlined in this chapter;

2) Negotiate and recommend execution of contracts for the purchase of supplies, services and equipment;

3) Act to procure for the City the necessary quality in supplies, services and equipment at the lowest cost to the City;

4) Prepare and recommend to the City Council revisions and amendments to the purchasing rules;

5) Establish and maintain such forms as reasonably necessary to the operation of purchasing guidelines;

6) Supervise the inspection of all supplies, services and equipment purchased to insure conformance with specifications;

7) Recommend the sale or disposal of all supplies and equipment which cannot be used by the City, or which have become unsuitable for City use;

8) Maintain a bidder's list and other records necessary for the efficient acquisition of goods and services.

b. The City Manager (or his/her designee) is hereby authorized to sign all contracts for the purchase of goods or services awarded pursuant to this chapter or separately approved by the City Council.

3.6.006 Purchases By City Council – Competitive Bidding.

When the amount or value involved is at least ~~$50,000~~*100,000* and the purchase does not qualify as an exception to competitive bidding requirements per Section 3.6.010 or 3.6.028, the purchase shall be made by the City Council through competitive bid as outlined below:

a. Notice inviting bids shall include a general description of the services and/or articles to be purchased or sold, where bid blanks and specifications may be obtained, the time and place for bid openings, and whether bid deposit or bond and faithful performance bond will be required.

b. The Purchasing Agent shall also solicit sealed bids from all responsible prospective suppliers whose names are on the bidder's list and may advertise the notice inviting bids in applicable publications.

c. When deemed necessary by the Purchasing Agent or City Council, any bidder may be required to submit a bid deposit or bond in an amount determined by the Purchasing Agent or City Council. A successful bidder (and the bidder's surety, if a bond is furnished) shall be liable for any damages upon the bidder's failure to enter into a contract with the City or upon the failure to perform in accordance with the tenor of his/her bid.

d. When deemed necessary by the Purchasing Agent or City Council, any person or entity entering into a contract with the City may be required to furnish a faithful performance deposit or bond in an amount determined by the Purchasing Agent or Council.

e. Bids shall be opened in public at the time and place stated in the public notices. A tabulation of all bids received shall be open for public inspection during regular business hours for a period of not less than thirty (30) calendar days after the bid opening.

f. At its discretion, the City Council may reject all bids presented and re-advertise for bids.

g. Contracts shall be awarded by the City Council to the lowest responsible bidder, except as otherwise provided herein.

h. If two or more bids received from responsible bidders are for the same total amount or unit price, quality and service being equal, preference shall be given to the local vendor, or the City Council may accept the lowest bid made by negotiation with the tie bidders and the Purchasing Agent at the time of the bid opening.

3.6.008 Purchasing Award – Factors to be Considered.

Purchases shall be awarded after consideration of the following factors:

a. The amount of the bid price. In determining the lowest bid, 5% of the amount of the total bid or of the base bid and each alternate shall be deducted if a bidder's principal place of business is located within the City of Oakley or the City's Sphere of Influence, as defined in the City's General Plan;

b. The ability, capacity and skill of the bidder to perform the contract or provide the service required;

c. The ability of the bidder to perform the contract or provide the service promptly or within the time specified, without delay or interface;

d. The reputation and experience of the bidder;

e. The previous experience of the City with the bidder;

f. The previous existing compliance by the bidder with federal, state, and local laws and ordinances;

g. The sufficiency of the financial resources and ability of the bidder to perform the contract or provide the service;

h. The quality, availability, and adaptability of the supplies or contractual services to the particular use required;

i. The ability of the bidder to provide future maintenance and service of the use of the subject of the contract;

j. The number and scope of conditions attached to the bid.

3.6.010 Exception to Competitive Bidding Requirements.

a. The provisions of this chapter requiring competitive bidding shall not apply to the following:

1) Contracts involving the acquisition of professional or specialized services, such as, but not limited to, services rendered by architects, attorneys, engineers, and other specialized consultants;

2) When the City's requirements can be met solely by a single patented article or process;

3) When no bids have been received following bid announcements under other provisions of this chapter;

4) When the amount involved is less than $~~50,000~~*100,000*;

5) When an emergency requires that an order be placed with the nearest source of supply as set forth in Section 2.5.024;

6) When a purchase involves goods of a technical nature, and it would be difficult for a vendor to bid on a standard set of specifications, the Purchasing Agent shall undertake a thorough review of known products and a comparison of features which would most closely meet the City's needs at the least cost;

7) For janitorial services for City buildings and facilities;

8) For maintenance and repair of buildings and facilities;

9) For maintenance and repair of public streets, including street sweeping;

10) When another public agency has administered a competitive bidding process within the past two years for the same or substantially similar supplies, services or equipment;

11) When the City Council specifically waives the competitive bid process and authorizes staff to negotiate the purchase of vehicles by a four-fifths vote.

b. When the procurement falls into any of the categories listed above, and the amount does not exceed $~~50,000~~*100,000,* the Purchasing Agent may authorize the use of the other purchasing procedures set forth in this chapter, depending on the value of the goods or services. When the procurement falls into one of the categories listed above, and the amount exceeds $~~50,000~~*100,000,* procurement without competitive bidding must be authorized by the City Council by simple majority, except as otherwise provided above.

c. Any request for an exception under this section shall include the nature of the contract, amount of the contract, and the reasons why competitive bidding is not feasible.

3.6.012 Purchases Between $10,000 and $~~50,000~~*100,000* – Procedure.

If the amount or value involved in a purchase is $10,000 or more, but less than $~~50,000~~*100,000*, the Purchasing Agent may make the purchase, without written bid, by informal price checking through telephone or mail inquiry, comparison of prices on file or otherwise. Every attempt shall be made to receive at least three price quotations. At the discretion of the Purchasing Agent, the acquisition of goods and services the value of which is at least $10,000, but less than $~~50,000~~*100,000*, the formal competitive bid process may be used.

3.6.014 Purchases Between $201 and $10,000 – Procedure.

If the amount or value involved in a purchase is at least $201, but less than $10,000, the Purchasing Agent may make the purchase, without written bid, by using purchase orders or by direct purchase. The Purchasing Agent may attempt to obtain two price quotations.

3.6.016 Purchases Up To $200 – Procedure.
If the amount or value involved in a purchase is $200 or less, the Purchasing Agent may make the purchase, without written bid, by using direct purchase, including by using available petty cash.

3.6.018 Purchase Orders *and Contracts*.
All purchases over $10,000 shall be documented by a purchase order *or a contract p*repared by the Purchasing Agent. The original copy shall be directed to the vendor and one copy shall be retained for the purchase order *or contract* file. The final copy shall be directed to the department for whose benefit the purchase is being made to be used as a receiving report.

3.6.020 Availability of Sufficient Funds.
No purchase order *or contract* shall be issued until it has been ascertained that there is to the credit of the department of the City for whose benefit such purchase is to be made a sufficient unappropriated balance in excess of all unpaid obligations to defray the amount of such order.

3.6.022 Inspect and Review.
The Purchasing Agent shall require the inspection of supplies and equipment delivered, and contractual services performed, to determine their conformance with the specifications and requirements set forth in the order or contract.

3.6.024 Surplus Supplies and Equipment.
At such times as determined by the Purchasing Agent, reports shall be prepared showing all supplies and equipment which are no longer used or which have become obsolete or worn out. The Purchasing Agent shall have the authority to sell, trade or exchange all said supplies and equipment. The manner of disposing of surplus property shall be consistent with the procedures for purchases set forth in this chapter, depending on the value of the property.

3.6.026 Splitting Orders Prohibited.
It is unlawful to split or separate into smaller orders the purchase of supplies, materials, equipment or services for the purpose of evading the competitive bidding provisions of this chapter.

3.6.028 Exceptions – Public Projects.
This chapter is expressly made inapplicable to bids for public projects, as provided in Chapter 3.7, or as defined by Public Contract Code Section 20161 and where the expenditure required for the public project exceeds the limit set by Public Contract Code Section 20162. The provisions contained in Chapter 3.7 or Public Contract Code Section 20161 et seq. establish contract procedures the City shall follow regarding public projects.

3.6.030 Exceptions – Contracting for Emergency Cleanup of Hazardous Materials.
When, in the discretion of the Public Works Director/City Engineer or his or her designee, it is determined that a hazardous spill has occurred and that immediate cleanup is required to prevent the spill from entering the City storm drain system or any watercourse, the City Manager, or his or her designee, may contract for the clean up of the spill. Any such contract in the amount of ~~$5,000~~*25,000* or less may be entered into on behalf of the City by the City Manager, or his or her

designee, without prior City Council approval; however, no such contract exceeding $*25,000* in amount shall be executed without prior approval of the City Council.

3.6.032 Protest Procedure.
After the award of any contract, any unsuccessful bidder may challenge the bid procedure by filing a written protest with the City Manager. The protest must set forth the reasons for the challenge and must be filed within 10 days of the award of the contract. The City Manager shall review the protest and provide a written reply in an expeditious manner. The decision of the awarding authority with respect to the protest shall be final. Failure to file a timely protest shall be deemed a waiver of any challenge to the procedure or award of contract.

3.6.034 Adoption of Administrative Policies.
The City Manager may adopt and amend administrative policies and procedures for the purpose of implementing the provisions of this chapter.

SECTION 3. CEQA FINDING.

The City Council determines that the provisions of this ordinance are exempt from the California Environmental Quality Act ("CEQA") because the instant ordinance involves continuing administrative activities and thus is not a project, as CEQA defines, pursuant to Section 15378(b)(2) of the CEQA Guidelines. To the extent the adoption of this Ordinance constitutes a project, the City Council finds pursuant to CEQA Guideline Section 15061(b)(3) that the project is exempt from environmental review because it can be seen with certainty that the adoption of the ordinance would not have any significant impact on the environment.

SECTION 4. SEVERABILITY.

If any section, subsection, sentence, clause or phrase of this ordinance is for any reason held to be invalid or unconstitutional by the decision of a court of competent jurisdiction, the holding shall not affect the validity or enforceability of the remaining provisions, and the City Council declares that it would have adopted each provision of this ordinance irrespective of the validity of any other provision.

SECTION 5. EFFECTIVE DATE.

This Ordinance shall become effective thirty (30) days after adoption.

SECTION 6. PUBLICATION.

The City Clerk shall certify to the passage of this Ordinance and shall cause this Ordinance or a summary thereof to be printed once within fifteen (15) days after its adoption in a newspaper of general circulation, published and circulated in the City of Oakley.

PASSED, APPROVED, AND ADOPTED this 28th day of May, 2025 by the following vote:

AYES:
NOES:

ABSTENTIONS:
ABSENT:

APPROVED:

_____
Shannon Shaw, Mayor

ATTEST:

_____ _____
Kim Snodgrass, City Clerk Date

OAKLEY
CALIFORNIA

DATE: May 27, 2025

Approved and Forwarded to the City Council

TO: Joshua McMurray, City Manager

FROM: Jeri Tejeda, Administrative Services Director

SUBJECT: Consideration of Resolutions Adopting the Fiscal Year 2025/26 Proposed Operating Budget, Statement of Financial Policies, Appropriations Limit, Adopting the Fiscal Year 2025/26 Capital Budget, and Five-Year Capital Improvement Program (CIP) for Fiscal Years 2025/26 through 2029/30 and Adopting the Fiscal Year 2025/26 Information Technology Plan

Background and Analysis

The budget strategies and financial policies requires that a budget be proposed to the City Council annually, with an adoption prior to June 30th of each year. In addition, the policy requires the general fund budget to be balanced and to have at least a 30% general fund emergency reserve. The proposed 2025/26 General Fund Operating Budget meets the criteria defined by these policies.

The total City-wide Proposed Budget revenues are approximately $95 million, with proposed City-wide expenditures of nearly $96 million, excluding transfers. Total projected revenues, expenditures and available resources by fund can be found in the Proposed All Fund Summary, beginning on page 49 of the Operational Budget. The five-year Revenue Summary by Fund can be found on pages 51-53 and the Expenditure Summary by Fund can be found on pages 55-57 of the Operational Budget document.

Staff have continued to look for ways to enhance the budget process. Many hours of staff time were dedicated to ensuring fiscal responsibility and accountability. The budget process began in January with a goal of having draft budgets in place by the end of March in time to hold the Budget Retreat.

The first annual Budget Retreat was held on April 15, 2025 to review and discuss the Preliminary City of Oakley Fiscal Year 2025/26 Operating Budgets and Capital Improvement Plan (CIP). The budget retreat focused on CIP and the priorities of the council as well as police staffing and the lighting and landscaping district's ability to continue to fund each neighborhood's expenses. The current budget includes funding for a consultant to assist us in reviewing the lighting and landscaping districts so that we can bring options to the city council in the later part of the 2025/26 fiscal year.

Accomplishments, objectives and performance measures are included as part of the budget document. While accomplishments are presented together in the document, objectives and performance measures are presented by department and division.

As performance measures are still a new addition to the document, departments continue to find more efficient ways to gather the information needed and therefore you may see larger increases or decreases in measures as we work to find the most effective way to gather statistics. Items with large increase or decreases are noted in the document.

Highlights of the Proposed Budget are presented below. The Preliminary Budget also includes the City's Fiscal Year 2025/26 Appropriations Limit calculation and Statement of Financial Policies.

General Fund Reserves:

The projected beginning unreserved, undesignated fund balance in the General Fund for the Fiscal Year 2025/26 is estimated to be $11.1 million. The projected fiscal year-end unreserved, undesignated fund balance in the General Fund for fiscal year 2025/26 is projected to $11.3 million with a transfer of $2.5 million coming from capital reserve. The $2.5 million is to fund capital projects such as the city hall remodel and road construction at East Cypress Rd. and Seller Avenue.

The 30% Reserve remains in place and is funded for the fiscal year 2025/26 and throughout the ten-year plan.

Financial Policies:

There are two proposed changes to the financial policies:

1. The policy previously included an asset replacement requirement for lighting and landscaping districts as well as community facilities district. The intent of the budgeted asset replacement was for efficiency should staff have any unexpected expenditures. Staff found this to be redundant and an unnecessary step as the appropriation controls allows the City Manager to allocate funding in special revenue funds that have a specific source of revenue.
2. As presented in a separate item on tonight's agenda, an update to the purchasing policy to increase the City Manager's signing authority from $50,000 to $100,000. The budget strategies and financial policies were updated to match the proposed purchasing ordinance change.

Internal Control:

Each year the City's management team meets with the outside Auditors at the beginning of the fiscal year audit. As part of that meeting, the Auditors suggested the City Council annually review the internal controls of the City. The attached report provides some background and the current controls in place.

Capital Projects:

Each year, the City's Five-Year CIP is presented to the Council with the Budget. Capital Projects planned for Fiscal Year 2025/26 include new appropriations of $38,083,000 compared to just over $13 million in the adopted Fiscal Year 2024/25 budget. Major projects continue to be East Cypress Road, Laurel Road and the Library. In addition to the prior year's funding this year's CIP includes $24 million to complete phase three of East Cypress Road. It is important to note that approximately $21.7 million will be reimbursed by the East Contra Costa Regional Fee and Financing Authority (ECCRFFA). Other new significant projects include the Streets Repairs and Resurfacing, the City Hall Remodel and the reconstruction of Sellers Ave from East Cypress Road to the Delta Road.

Appropriations Limit:

State Law requires the annual calculation of the City's Appropriation (Gann) Limit, and the City's practice is to include the annual calculation and adoption at the same time as it reviews and approves the Budget. Staff has calculated the Fiscal Year 2025/26 Limit at $17,927,039. The calculation shown on page 265 & 266 of the Budget document shows last year's adjusted Limit and the growth factors used to calculate the Fiscal Year 2025/26 limit.

Salary and Benefits:

As a reminder, salary and benefits include a 2% cost of living increase for general staff and a 3% cost of living increase for those covered by the police officer association memorandum of understanding. Also included in the salary and benefits is an increase to the Engineering Manager of approximately 6% to address the compaction between this position and the Senior Civil Engineer. The updated salary schedule was approved at the May 10, 2025 council meeting and therefore, not included in the packet tonight.

Also included in the salary and benefits is funding for a temporary third lieutenant position. Succession planning has been an important discussion that has been had over the last few years. With the anticipation of a retirement in the fiscal year 2025/26, staff is proposing several months of overlap. This overlap would allow for the promotion of a sergeant to a lieutenant classification. The sergeant position would remain vacant during this transition period and would not be filled until the anticipated retirement occurs.

As part of the 2024/25 budget, a separate resolution authorizing two (2) positions, which could temporarily create forty-four (44) sworn positions was approved. The over-hire concept resolution was specific to the budget year 2024/25. Staff are recommending the approval of the over-hire of two (2) positions again for the 2025/26 budget. While staffing is good in the police department, we still have long term injuries that create a vacancy in staffing. We continue to work through the process of these long-term leaves and do not anticipate a fiscal impact to over hire. It is important to note that over hires come with some risk. Should the employees recover from their injury and are able to return to their normal duties, staff would return to the council for funding allocations at that time.

FY 2025/26 Information Technology Plan:

New this year is The IT Plan which describes the City's technology strategy to help guide our technology investments and initiatives for the next Fiscal Year.

In this first iteration of the IT Plan, we continue to focus on the modernization of Oakley's services through technology. The Plan is designed to align with the technology goals and objectives in the City of Oakley Strategic Plan 2022-2027+ to allow Oakley to be a sustainable, responsive, and transparent digital city with easy to use and accessible services for every resident, visitor, business and employee.

Facilities Internal Service Fund:

In this year's budget all expenses for facilities were moved into an internal service fund which will be similar to the IT ISF and the Fleet ISF. Each general fund department is charged with their fair share of the Facilities budget. This is recorded in the budget as an expense to the general fund and as revenue to the facilities ISF. The ISF does not include any replacement costs in this year's budget, but staff will work to identify how to incorporate this in the future.

Consistency with Oakley Strategic Plan 27+

The approval of the resolutions related to the adoption of the Fiscal Year 2025/26 Operational Budget, Capital Budget and Five-Year CIP are consistent with all of the SP27+ goals, as the SP27+ has been made an integral part of the City's Budget and has driven the City's decisions on how to best appropriate the funds that are available to run this City.

Fiscal Impact

Total fiscal impact of the proposed operating and capital budgets totals $95,804,313 (excluding transfers). Fiscal Impact directly related to General Fund is $35,929,562 which includes an additional planned use of capital reserves of $2.5 million.

A full discussion of the budget, and information regarding each fund's revenues and each fund and department proposed expenditures are included in the attached Proposed Budget document, which includes the Operating Budget and the Capital Budget and Five-Year Capital Improvement Plan.

Approving two (2) additional, temporary sworn Police positions are not expected to have a fiscal impact; but that will be evaluated throughout the fiscal year and brought to the City Council if funding is needed.

Staff Recommendation

Staff recommends the City Council approve the following:

1. Resolution to adopt the Fiscal Year 2025/26 Proposed Operating Budget, Statement of Financial Policies, and Appropriations Limit.

2. Resolution to adopt the Fiscal Year 2025/26 Recommended Capital Budget and Five-Year Capital Improvement Plan for Fiscal Years 2025/26 through 2029/30.

3. Resolution to approve two additional sworn Police positions on a temporary basis.

4. Resolution to approve the Fiscal Year 2025/26 Information Technology Plan.

Attachments

1. Resolution #1
2. Resolution #2
3. Resolution #3
4. Resolution #4
5. Proposed Operating Budget for Fiscal Year 2025/26 and Proposed Capital Budget for Fiscal Year 2025/26 and Proposed Five-year Capital Improvement Plan for Fiscal Years 2025/26 through 2029/30.
6. Internal Control Report
7. Fiscal Year 2025/26 Information Technology Plan

RESOLUTION NO. ____

A RESOULTION OF THE CITY COUNCIL OF THE CITY OF OAKLEY TO ADOPT THE FY 2025/26 PROPOSED BUDGET, STATEMENT OF FINANCIAL POLICIES AND APPROPRIATIONS LIMIT

WHEREAS, it is City policy to have the City Council adopt a budget and appropriations limit prior to the beginning of its new fiscal year, which is July 1, 2025; and

WHEREAS, the City desires to annually review and adopt a Five-Year Capital Improvement Plan and comprehensive Statement of Financial Policies; and

WHEREAS, the City Manager and Staff have developed, and the City Manager has presented Preliminary Operating and Capital Budgets, Statement of Financial Policies, Appropriations Limit, and Five-Year Capital Improvement Plan; and

WHEREAS, that the City Council did on April 15, 2025 hold a retreat to discuss these Preliminary documents and provide additional direction to the City Manager for the preparation of a final set of documents; and

WHEREAS, the City Manager has presented to the City Council for consideration of adoption a Proposed Budget document, including the updated Statement of Financial Policies, Recommended Operating and Capital Budgets, Fiscal Year 2025/26 Appropriations Limit Calculation, and a separate Recommended Five-Year Capital Improvement Plan for Fiscal Years 2025/26 through 2029/30; and

WHEREAS, the City Council has elected to bifurcate the Capital Budget and Five-Year Capital Improvement Plan for separate discussion and consideration of approval by separate resolution; and

WHEREAS, a separate resolution has been prepared for the approval of the City of Oakley Fiscal Year 2025/26 Capital Budget and Five-Year Capital Improvement Plan for Fiscal Years 2025/26 through 2029/30; and

WHEREAS, the City of Oakley Fiscal Year 2025/26 Capital Budget is an integral part of the Operating Budget, with the projects' detail included in the Capital Budget and only total revenues and expenditures related to the Capital Budget are included in the Operating Budget; and

WHEREAS, it is possible that certain projects within the Capital Budget may not be approved by the City Council after the total revenues and expenditures related to such projects have been approved as part of the Operating Budget; and

WHEREAS, the appropriations for any projects that are not approved as part of the Capital Budget can be held in reserve until such time that other projects are approved as an amendment to the Capital Budget.

BE IT RESOLVED that the City Council of the City of Oakley:

1) Adopts the FY 2025/26 Proposed Budget, Statement of Financial Policies, and Fiscal Year 2025/26 Appropriations Limit.

2) The appropriations for any capital projects which are approved as part of the Operating Budget and recommended but not approved as part of the Capital Budget shall be held in reserve in the appropriate fund(s) until such time that other projects are approved by way of resolution or the appropriations are moved to another fund as an amendment to the Capital Budget.

The foregoing Resolution was introduced at a regular meeting of the City Council of the City of Oakley held on the 27th day of May 2025, and was adopted by the following vote:

AYES:
NOES:
ABSTAIN:
ABSENT:

_____
SHANNON SHAW, MAYOR

ATTEST:

_____
Kim Snodgrass, CITY CLERK

RESOLUTION NO. ____

A RESOULTION OF THE CITY COUNCIL OF THE CITY OF OAKLEY TO ADOPT THE FISCAL YEAR 2025/26 PROPOSED CAPITAL BUDGET AND FIVE-YEAR CAPITAL IMPROVEMENT PLAN (CIP) FOR FISCAL YEARS 2025/26 THROUGH 2029/30 AND MAKE FINDINGS RELATED THERETO

WHEREAS, it is City policy to have the City Council to adopt a budget and appropriations limit prior to the beginning of its new fiscal year, which is July 1, 2025; and

WHEREAS, the City desires to annually review and adopt a Five-Year Capital Improvement Plan and comprehensive Statement of Financial Policies; and

WHEREAS, the City Manager and Staff have developed, and the City Manager has presented Preliminary Operating and Capital Budgets, Statement of Financial Policies, Appropriations Limit, and Five-Year Capital Improvement Plan; and

WHEREAS, that the City Council did on April 15, 2025 hold a workshop to discuss these Preliminary documents and provide additional direction to the City Manager for the preparation of a final set of documents; and

WHEREAS, the City Manager has this day presented to the City Council for adoption a Proposed Budget document, including the updated Statement of Financial Policies, Recommended Operating and Capital Budgets, Fiscal Year 2025/26 Appropriations Limit Calculation, and a separate Recommended Five-Year Capital Improvement Plan for Fiscal Years 2025/26 through 2029/30; and

WHEREAS, Section 65401 of the Government Code requires the Planning Authority of cities and counties to review any Capital Improvement Program (CIP) in their jurisdiction for conformance with the reviewing agency's adopted General Plan; and

WHEREAS, the Recommended Five-Year Capital Improvement Plan for Fiscal Years 2025/26 through 2029/30 will be presented to the Planning Commission at the June 2025 meeting; and

WHEREAS, the projects proposed reflect the major need for roadways, public utilities and other community facilities during the next five years in concert with anticipated growth areas as noted in the adopted General Plan and;

BE IT RESOLVED that the City Council of the City of Oakley:

1. Adopts the City's Recommended Five-Year Capital Improvement Plan for Fiscal Years 2025/26 through 2029/30.
2. Adopts the FY 2025/26 Proposed Capital Budget.

The foregoing Resolution was introduced at a regular meeting of the City Council of the City of Oakley held on the 27th day of May 2025, and was adopted by the following vote:

AYES:
NOES:
ABSTAIN:
ABSENT:

_____
SHANNON SHAW, MAYOR

ATTEST:

_____
Kim Snodgrass, CITY CLERK

A RESOLUTION OF THE CITY COUNCIL OF THE CITY OF OAKLEY APPROVING ADDITIONAL SWORN POLICE POSITIONS ON A TEMPORARY BASIS

WHEREAS, the City Council has authorized 42 sworn police positions in the fiscal year 2025/26 annual budget; and

WHEREAS, the Police Department remains short-staffed due to long term injuries; and

WHEREAS, the return status of the injured staff is unknown at this time; and

WHEREAS, hiring additional sworn staff to have 42 active members is a priority for the City; and

WHEREAS, authorizing two (2) positions will temporarily create 44 sworn positions in the police department; and

WHEREAS, authorizing temporary positions creates a slight risk should any of the injured staff be able to return to full duty; and

WHEREAS, this authorization is not expected to create any additional expenses;

BE IT RESOLVED that the City Council of the City of Oakley hereby approves the following:

Authorize two (2) additional sworn staff to be hired during Fiscal Year 2025/26 creating 44 sworn positions. This is expected to be temporary in nature, and it is anticipated that sworn staff will be 42 as injury cases are resolved or through attrition.

Should any officer out on long term injury be able to return to full duty, staff will come back to City Council with recommendations.

The foregoing resolution was introduced at a regular meeting of the Council of the City of Oakley held on the 27th day of May 2025 by the following vote:

AYES:
NOES:
ABSTENTIONS:
ABSENT:

APPROVED:

_____
SHANNON SHAW, MAYOR

ATTEST:

Kim Snodgrass, City Clerk Date

RESOLUTION NO. X-25

A RESOLUTION OF THE CITY COUNCIL OF THE CITY OF OAKLEY ADOPTING THE FISCAL YEAR 2025/26 INFORMATION TECHNOLOGY PLAN

WHEREAS, Staff has prepared the Fiscal Year (FY) 2025/26 Information Technology (IT) Plan that describes the City's technology strategy that guides the technology investments and initiatives for the fiscal year that are funded in the FY 2025/26 Annual Budget adopted by the City Council; and

WHEREAS, the IT Plan aligns with the technology goals and objectives in the City of Oakley Strategic Plan 2022-2027+ to allow Oakley to be a sustainable, responsive, and transparent digital city with easy to use and accessible services for every resident, visitor, business and employee; and

BE IT RESOLVED by the City Council of the City of Oakley that the FY 2025/26 Information Technology Plan is hereby adopted.

PASSED, APPROVED AND ADOPTED this 27th day of May 2025 by the following vote.

AYES:
NOES:
ABSTENTION:
ABSENT:

APPROVED:

_____
Shannon Shaw, Mayor

ATTEST:

_____
Kim Snodgrass, City Clerk

_____
Date

OAKLEY
CALIFORNIA

CITY OF OAKLEY

PROPOSED ANNUAL BUDGET

FISCAL YEAR 2025-2026

This page intentionally left blank

California Society of Municipal Finance Officers

Certificate of Award

Operating Budget Excellence Award
Fiscal Year 2024-2025

Presented to the

City of Oakley

For meeting the criteria established to achieve a CSMFO Award in Budgeting.

February 7, 2025

CALIFORNIA SOCIETY OF MUNICIPAL FINANCE OFFICERS

Ernie Reyna
2024 CSMFO President

James Russell-Field, Chair
Recognition Committee

Dedicated to Excellence in Municipal Financial Reporting

This page intentionally left blank

OAKLEY CALIFORNIA

Table of Contents

Fiscal Year 2025/26

City Manager's Budget Message 9
Executive Summary 11
Accomplishments 15
Oakley at a Glance 19
Strategic Plan 23
Elected Officials 25
Leadership Team 26
Organizational Chart 27
Budget Strategies & Financial Policies 29
Appropriation Controls 41
Budget Schedule & Process 43
City-Wide Budget Overview 45
All Funds Summary 49
Revenue Summary By Fund 51
Expenditure Summary By Fund 55
Position Allocation 59
Employee Benefits 67
General Fund Budget Overview 71
General Fund Proposed Budget 73
General Fund Revenue Analysis 75
General Fund Major Revenue Sources 76
Interfund Charges for Service 77
Property Taxes 78

Sales Tax....79
Intergovernmental Revenue....80
Franchise Fee....81
Other Taxes....82
Development Fees....83
General Fund Expenditures....85
Department Detail....89
City Council....89
City Attorney....91
City Manager....95
Administrative Services....105
Community Development....113
Police....121
Public Works....129
Animal Control....141
Non-Departmental....142
Transfers....145
Capital Outlay & Land Acquisitions....147
Special Revenue Funds....149
Creekside Park Restoration Grant....149
American Rescue Plan Act Grant....151
Downtown Revitalization Fund....153
Sports Field Maintenance....155
Storm Water Fund....157

Developer Deposit Fund 159
Special Community Projects Fund 161
Road Maintenance Funds 163
Police Services Funds 167
Lighting and Landscaping District Funds 171
Community Facilities District Funds 203
Debt Service Fund 239
Internal Service Funds 241
Agency Funds 245
Successor Agency Housing Fund 249
Capital Budget 251
Contracts Analysis 255
General Fund Ten-Year Plan 257
Ten-Year Plan Summary 261
Ten-Year Plan Revenue & Expenditures 263
Appropriations Limit 265
Glossary of Budget Terminology 267
Resolution-Operating Budget 273
Capital Improvement Program CIP-1
Proposed CIP Projects for Fiscal Year 2025/26 ..... CIP-5
CIP Summary of Funds CIP-18
Completed Capital Projects CIP-20
CIP Summary By Project CIP-24
Resolution-Capital Budget ..... CIP-6(

This page intentionally left blank

May 27, 2025

The Honorable Mayor, Members of the City Council and Citizens of Oakley
Oakley, California 94561

Dear Mayor Shaw, Members of the City Council and Citizens of Oakley:

It is with great pleasure that I present to you a balanced budget for the fiscal year 2025/26. FY 2025/26 brings a new year full of anticipation and excitement of what lies ahead. This budget continues to provide for the core service operations while also strategizing for what the future can hold for our community. Prioritizing quality of life and high-quality service for our citizens remains at the forefront without losing sight of fiscal responsibility and the importance of appropriate reserves.

This year will begin the design phase of our Library and Community Center project, with construction to immediately follow. Our community has long outgrown our current library, and we are excited to get started on this project. When completed, the Library and Community Center will provide a beautiful space that this community deserves.

East Cypress Road continues to be a priority for the City Council. This project is a highly complex, three-phase project widening the roadway to address safety concerns. During FY 2025/26 all three phases of the project will be under construction. The City has funded approximately $30 million to cover the cost of the first and second phases of this project. The third phase will be funded significantly by the East Contra Costa Regional Fee Financing Authority (ECCRFFA). All three phases are expected to be completed at the end of the calendar year 2026.

Last year the first phase of our new financial software was in the beginning stages. Today, we have completed Phase I Finance, and Phase II Human Resources/Payroll. Looking forward, we anticipate completing the implementation in FY 2025/26 with our Permitting and Licensing Phases going live in October and our Asset Management Phase going live near the end of the fiscal year. The ultimate goal of the new EERP software is to expand the everyday services offered to our citizens as well as providing more transparent reporting supported by the technology that new software brings. Staff have shown a significant commitment to not only the implementation but also to ensuring this new software is set up with future growth in mind.

FY 2024/25 proved to be a year of growth as it relates to development within the City of Oakley. As we approach FY 2025/26, we do so cautiously as the status of our current economy remains in question. Two years ago, the slowing of the economy

forced us to pause some capital improvement projects. The budget presented for FY 2025/26 is more conservative than usual when it comes revenue related to development. With the uncertainties surrounding the economy in the coming months, a conservative approach allows us to present a budget that continues to address the needs highlighted in our strategic plan while ensuring we are not overcommitting on capital projects.

The proposed budget has been developed with fiscal restraint and with a strategic focus on core services. We have taken great care to evaluate the recurring revenues and have ensured that recurring expenditures do not exceed the available and expected recurring revenues over time. As further explained in the budget document, there continues to be transfers of one-time revenues to important capital projects.

Home sales have been good in the current fiscal year and development-related revenue projections remain stable in FY 2025/26. Acting conservatively, the budget assumes revenue related to development to remain flat. With about a month remaining in the fiscal year, single family home permits are expected to end the year at approximately 119 permits issued. In addition to single family permits, fiscal year 2024/25 includes 6 commercial permits and 8 multi-family permits.

The City's General Fund 30% reserve is maintained not only in the current year budget, but also throughout the ten-year plan. Staff has looked at our future needs and have included additional positions as well as maintenance expenditure increases as they relate to the completion of a new library building in the ten-year plan. While revenues continue to exceed expenditures in the current ten-year plan, it is important to note that new revenue sources remain a priority as it will be difficult to maintain a balanced budget as the needs of the City continue to grow.

I would like to thank the City Council for their leadership, conservative fiscal management, and support of our City staff. I would also like to express my sincere appreciation to our employees. Your hard work, dedication and commitment to excellence is reflected every day in your service to our community. We all can take great pride in the successes, which includes a solid foundation of sound fiscal management, a committed staff, and a forward-thinking City Council. Thank you for your continued support and leadership in keeping Oakley on a PATH guided by our Mission, Vision, and Core Values!

Sincerely,

Josh McMurray, City Manager

The City of Oakley's overall financial health is positive. While our impact fee funds have recovered from the slowing of a few years ago, there are new concerns for the future with the rapidly changing market. The City's general fund remains strong, and the budget is one of continued growth. Overall consumer spending remains slower than normal, and this is reflected in our sales tax projections which are anticipated to come in under budget in the current fiscal year. The economic outlook is uncertain and the fluctuations in tariff impositions make forecasting the future almost impossible. While many uncertainties remain, the City of Oakley has positioned itself to handle these fluctuations in the economy by adopting a minimum General Fund Reserve Policy of 30% of its operating expenditures budget. While the budget has remained conservative in nature, it does plan for future growth including our high priority projects for roadways and a library.

As always, the City's 2025/26 Proposed Budget does not include all that we know is on the wish list, but what is presented here remains structurally balanced and true to the City's adopted strategic priorities. The Operating Budget is a spending plan which serves as the legal authority granted by the City Council to commit financial resources. Total Revenue for fiscal year 2025/26 is $102,074,142 and total Expenditures are $102,975,451. It is important to note that the revenue and expenditure totals include a one-time amount of $21,703,000. This is a reimbursement amount to fund CIP 302 E. Cypress Road Project. It is a one-time revenue and expenditure that is likely to span two fiscal years. The budget includes revenues and expenditures associated with core services provided by the city including police, public works, economic development, parks, planning, building, code enforcement, engineering and inspections, recreation, housing, and general administration. Other core services such as water, sewer, solid waste, and fire protection are provided by special districts or other third-party entities.

General Fund

The Proposed General Fund Budget reflects our continued commitment to keeping City administrative operations efficient and effective and ensuring the budget reflects a focus on the City's highest priorities as outlined in the Strategic Plan 27+.

The General Fund Budget includes $33,587,540 in recurring revenues and $32,614,574 of recurring expenditures, including $2,364,728 in recurring transfers to the streets fund and storm water fund. Total Fiscal Year 2025/26 transfers out are estimated to be $4,864,728, which includes a $1,000,000 one-time transfer to the City Hall Remodel and $1,500,000 to fund the reimbursement agreement for CIP 334, 335, & 336. In comparison to Fiscal Year 2024/25, transfers in the current budget are proposed to be $9.5 million less.

Available Fund Balance as of June 30, 2026 is projected to be an adequate $11.2 million, or 35% of projected Fiscal Year 2025/26 recurring expenditures, leaving approximately $1.4 million in available fund balance, beyond the 30% Reserve Policy. As noted in the Ten-Year Plan, the budget has been prepared to ensure that recurring revenues remain in excess of recurring expenditures. While the ten-year plan remains positive, it is important to note that as expenditure continues to rise, so does the amount in the reserve as it is a percent of expenditures.

General Fund Revenues

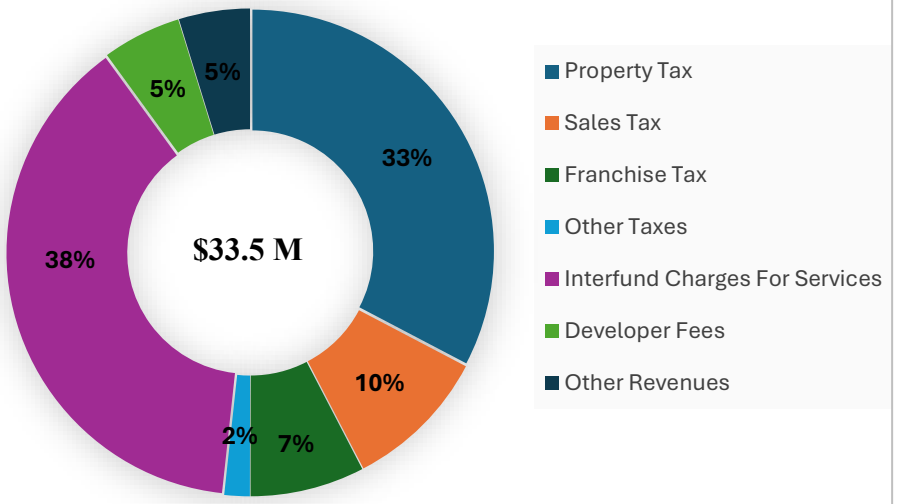

General Fund Expenditures

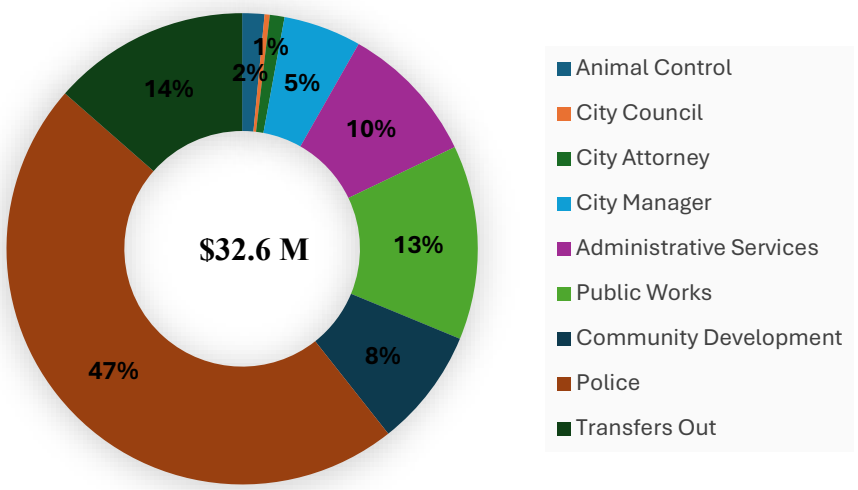

Transfers

Transfers to other funds are detailed in the budget document and anticipated to be approximately $4.9 million. With $2.5 million being a one-time appropriation to capital projects and the remainder going to streets maintenance and storm water. The transfers to streets and storm water are accounted for in the ten-year plan as ongoing expenditures.

Enterprise Resource Planning System Conversion

During Fiscal Year 2022-2023, the City of Oakley selected the Tyler Enterprise ERP (Tyler EERP) to replace our current ERP system, Tyler Eden, the support for which will be sunsetting soon. The conversion from Tyler Eden to Tyler EERP has represented a substantial commitment of staff time and effort but has been well worth it as the City of Oakley will vastly improve efficiency, public access, and easier transactions allowing customers to interact with us virtually if they are not able to come to the office. The conversion of ERP systems will also represent a substantial financial commitment. Fortunately, funds became available from the American Rescue Plan Act that will be utilized to cover the costs of this project, including the cost for consultants to help us manage the conversion project. A $976,123 software as a service (SAAS) agreement with Tyler Technologies and a $254,080 professional consulting services agreement with Koa Hills were approved by the City Council, related to this ERP system conversion, which will take approximately three years to complete. With the finance and human resources phases implemented and in use we are nearing the end of the implementation with permitting and licensing and asset management, as depicted in the chart below:

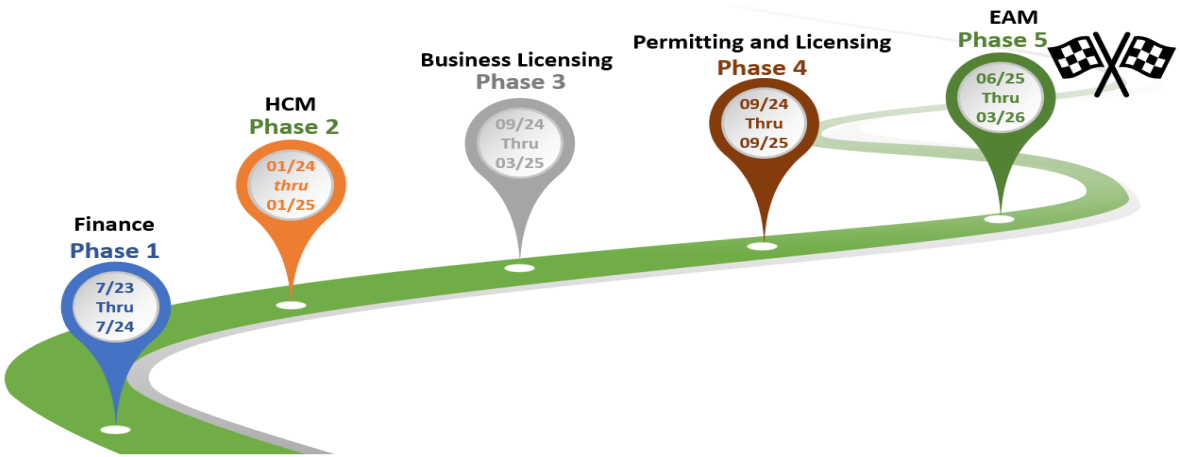

Capital Projects

Presented separately and being approved by separate resolution are the detailed Proposed Five-Year Capital Improvement Program (CIP) and City of Oakley Fiscal Year 2025/26 Capital Budget with funds totaling $38,083,000. The majority of the allocations are for infrastructure improvements with the largest being East Cypress Road. It is important to note that CIP 302 with an estimated cost of more than $23 million will have 96% of the project being reimbursed by East Contra Costa Regional Fee and Financing Authority (ECCRFFA)

Major projects expected to continue or start in the current fiscal year are as follows:

East Cypress Road Widening (Knightson to Jersey Island)	East Cypress Widening (Jersey Island to Bethel Island)
East Cypress Road Widening at CCWD Canal Crossing	Enrico Cinquini Park
O'Hara/Carpenter Intersection Improvement	Magnolia Park Playground Resurfacing and Retrofitting
Laurel Road Widening (Cloverbrook to O'Hara)	Marsh Creek Glenn Park Restoration
Laurel Road Extension (Teton to Sellers)	Novarina Park Playground Expansion and Resurfacing
Recreation Center Baseball Field Renovation	Oakley Library
Freedom Basin Restroom Construction	City Hall Remodeling
FY 2025/26 Street Repair and Resurfacing	O'Hara Widening (South of Laurel Rd and Grapevine)

Further details of the executive summary can be found on the pages following and throughout the budget document.

Accomplishments

As a team, the City Council and all City departments and divisions play a role in accomplishing the goals and objectives outlined in the Strategic Plan. The following highlights key accomplishments completed together in fiscal year 2024/25.

- Identified $12.5M in City funding for a new library and community center, and coordinated community stakeholder meetings for advertising, fundraising, and community engagement planning
- Conducted Staff Forums to bring the team together to discuss issues relevant to City operations and for team building
- Brought back the Leadership Academy for the first time since 2019
- Maintained consistent and active community engagement efforts through social media, the weekly e-newsletter, digital public message boards and the printed Oak Leaf newsletter to inform residents of City projects and local events.
- Updated the Oakley Annex to the countywide Local Hazard Mitigation Plan
- Completed the first draft of the 2025 City of Oakley Emergency Operations Plan
- Oversaw the design, training and implementation of a new City website
- Organized the meeting and dinner logistics of and hosted the Contra Costa County Mayors Conference
- Promoted the Deputy City Clerk to City Clerk and hired and trained a new Administrative Assistant
- Organize the City Council reorganization meeting in December
- Coordinate with schools and community groups for youth to lead the Pledge of Allegiance during City Council meetings
- Replaced firewalls at City Hall and PD for increased security
- Replaced the City's phone system, saving money and adding capabilities
- Replaced aging multifunction printers across the organization with a 5-year lease with Canon Solutions
- Reached full compliance and zero vulnerabilities in ongoing CISA Cyber Hygiene Scans
- Replaced aging and faulty SAN, removing major security and operational vulnerabilities in the process
- Replaced aging backup solution and overhauled backup procedures to bring in line with best practices including immutable cloud backups
- Worked with Public Works to move Operations out of, then back into, refurbished PWOB building
- Brought Oakley into compliance with Microsoft licensing requirements, removing potential risk of litigation

- Implemented a new IT Consultant agreement with Keep IT Simple, including onboarding a new part-time onsite contractor to assist the IT Manager
- Facilitated the development of the Oakley Shops at Laurel Fields
- Prepared and released Notification of Availability and Request for Proposals for the new Library and Community Center
- Facilitated the Façade and Tenant Improvement Grant Program
- Facilitated the Small Business Recovery Grant Program
- Sponsored 3 Bass Angler Magazine tournaments in Oakley
- Worked on 15 illegal marijuana growing operations while collaborating with the California Department of Cannabis Control and the Oakley Police Department Special Services Team (“OPD SST”). Cited for a total of $328,603.
- Hired a Chief Building Official and achieved full Staffing for entire Department.
- Conducted four Preliminary General Plan Amendment Work Sessions with the Planning Commission and City Council.
- Completed and submitted City of Oakley Housing Element Annual Progress Report and SB 341 Annual Report for Calendar Year 2024 and submitted to HCD and OPR.
- Completed the General Plan Annual Report and submitted it to OPR and HCD.
- Completed two public workshops and one joint City Council/Planning Commission Work Session on the Climate Action Plan. Public Draft made available in March.
- Continued relationship with EcoHero Show Team through a contract funded by grant money to continue their local grade school shows and presentation related to learning about the environment and recycling.
- Secured $11,731 in grant funding through the City/County Annual Payment and Reporting System (related to recycling).
- Secured $6,794 in grant funding through the Use Oil Payment Program (related to recycling).
- Continued contracts with Agromin and Food Shift using CalRecycle grant money to assist the City in meeting SB 1383 (Organic Food Recovery) state mandates and laws.
- Continued participation in Contra Costa County Planning Director’s Meetings.
- Received two certificates for Building Division Staff.
- Completion of the Irrigation Well Installation at the City’s Freedom Basin (CIP 265)
- Completion of the FY 2024/25 Curb, Gutter, and Sidewalk Repair and Reconstruction Project (CIP 311)

- Completion of the FY 2024/25 ADA Implementation Project (CIP 314)
- Completion of the FY 2024/25 Traffic Calming Project (CIP 313)
- Completion of the Civic Center Amphitheater Sound System Project (CIP 319)
- Completion of the Public Works Operations Building Remodeling Project (CIP 303)
- Completion of the design for the East Cypress Road Widening at CCWD Canal Crossing Project (CIP 310), secured $2.2 M funding from Contra Costa Water District for this project and successfully start of the construction of this project.
- Completion of the Sellers Avenue reconstruction from East Cypress Road to the BNSF railroad tracks in coordination with Meritage Homes, the developer of the new Residential Sellers Subdivision
- Completion of the design for the Laurel Road and O'Hara Avenue widening project (CIP 280) in close coordination with the Safeway Shopping Center project
- Completion of the New Senior Center Remodeling Project
- Constructed a new Playground with Surfacing at Vintage Parkway School and Playground at O'Hara Middle School
- Renovated Bocce Ball courts at Creekside Park and Shady Oak Park
- Resurfaced and Striped the Creekside Park Basketball Court
- Installed new LED Bollard Lighting at Oakley Plaza
- Installed/updated directional Way Finder signage citywide
- Increase Benefit Awareness and strengthen partnerships with our benefit providers
- Increase in Wellness Events and participation, 21 wellness events for staff to participate in
- Implement Workplace Violence Prevention Plan (WVPP) and Updated the Injury and Illness Prevention Plan (IIPP)
- Completed NEOGOV onboarding implementation
- Created an HR Page on the New Employee Intranet site to include all employee related policies and information
- Promoted 5 employees and successfully onboarded 14 New Hires
- Maintained an average worker's compensation case closure time of under 3 Months
- Improve return to work timelines for worker's compensation cases compared to prior years.
- Successfully completed the EERP HCM Module (HR and Payroll) conversion, going live on schedule
- Developed standard reference guides for City employees to support adoption and effective use of the new HCM and Finance modules

- Migrated general ledger data from Eden to MUNIS, ensuring continuity and accuracy in financial records
- Successfully completed the FY2023–2024 audit and Single Audit, both with unmodified (clean) opinions
- Continued cross-training staff to ensure operational coverage and succession planning
- Automated the credit card transaction process, streamlining management and improving efficiency
- Established fuel vendor accounts for the City fleet, enhancing user accountability and overall operational efficiency
- Added two new events for the community, Day of Service and Holiday Pictures in the Park
- Created new programming including Friday Night Out, No School, No Problem, Seasonal Celebrations & Coding for Kids
- Spring Break Camp was offered for the first time, 44 children participated.
- Partnered with Contra Costa Library to offer Project Second Chance and Rising Readers programs.
- Increased social media followers by 35% through new marketing methods such as the 25th Anniversary Video Series and Summer Scavenger Hunt.
- Researched and planned the implementation of senior programming through Studio 55. This program started in May of 2025.
- Nearly doubled Recreation Center rentals from 56 in FY24 to 109 in FY25
- Changed our badges and color scheme to help celebrate the 25th anniversary of Oakley becoming a City
- Hired three sworn officers
- Hired a total of three recruits to go through the academy
- Identified in-house instructors to teach critical and mandatory skills
- Had one Sergeant become our first SLI graduate
- Our K9 Officer was sworn in as a Deputy US Marshal
- PSA was recognized as a subject matter expert on laws related to Sex Registrants
- Two Officers became recognized as Basic Academy Instructors
- Certified our own training courses through POST
- Took delivery of six new vehicles
- Conducted two out of state extraditions
- Hosted ICAC Operation
- Continue to focus on hiring enough qualified people to become fully staffed
- Obtain 100% Department policy updates and acknowledgements
- Apply analytics to criminal/quality of life trend

The City of Oakley, incorporated in July 1999, is one of California's youngest cities. Residents enjoy a charming area with an abundant housing supply, quality schools, beautiful parks, and a friendly atmosphere that truly makes Oakley, "A Place for Families in the Heart of the Delta." Oakley is located in Eastern Contra Costa County, along Highway 4, in a corridor that also includes the cities of Pittsburg, Antioch and Brentwood, with proximity to the Mount Diablo State Recreation Area, California San Joaquin Delta, and access to the many amenities of the San Francisco Bay Area. The Big Break Regional Shoreline and the Big Break Visitors Center at the Delta are also among the many treasures enjoyed by Oakley and others who come to visit the City of Oakley.

Today, a landscape of gently rolling fields, orchards, and vineyards gives us a glimpse of Oakley's agricultural past. From a quiet Delta farming town, Oakley has blossomed into a growing community of landscaped parks, abundant recreational opportunities, shopping centers, and planned business and commercial development. Oakley's 46,826 residents enjoy a safe, progressive community that is rich in history, supports strong family values, and offers a high quality of life.

Our residents take pride in being part of a City that is building a prosperous future for generations to come. In FY 2024/25 Studio 55 opened its doors to our senior community offering aging services and programming. The Library and Community Center project is nearing construction and when complete, it will provide a beautiful space for the citizens of Oakley. East Cypress Road continues construction as we enter the third phase of the project, providing safer roadways for the community as we continue to grow. Fiscal year 2025/26 will continue to be a year of growth with lots of exciting things on the horizon.

As shown in the graphs on the next page, the total personal income of Oakley is approximately $1.8 million, the unemployment rate is 4.6% and the per capita personal income is $39,173.

Total Personal Income

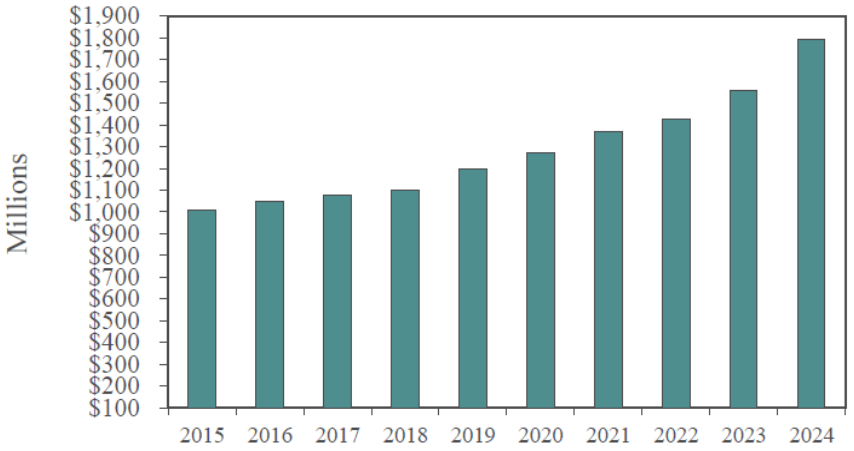

Unemployement Rate

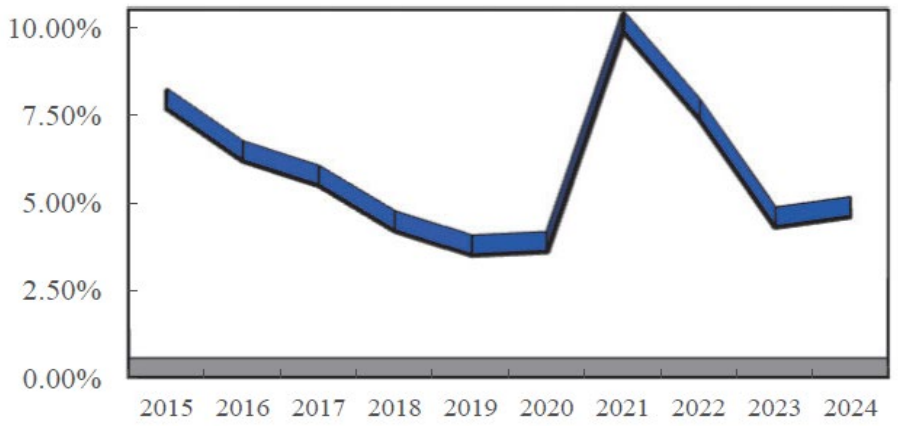

Per Capita Personal Income

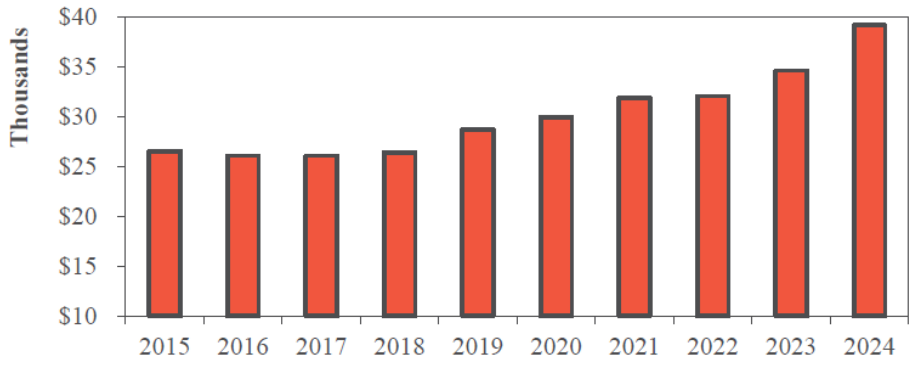

This page intentionally left blank

The City Council adopted the Strategic Plan 27+ on April 12, 2022, which was the result of a 5-month process that involved the Community, City Council, and Staff. The result was a brand-new plan that created a new Mission, Vision, and Core Values along with six goals, 9 sub-goals and over 100 objectives. Departmental objectives and performance indicators have also been added to the budget and tied to the Strategic Plan 27+ goals as new elements to the City's Operating Budget.

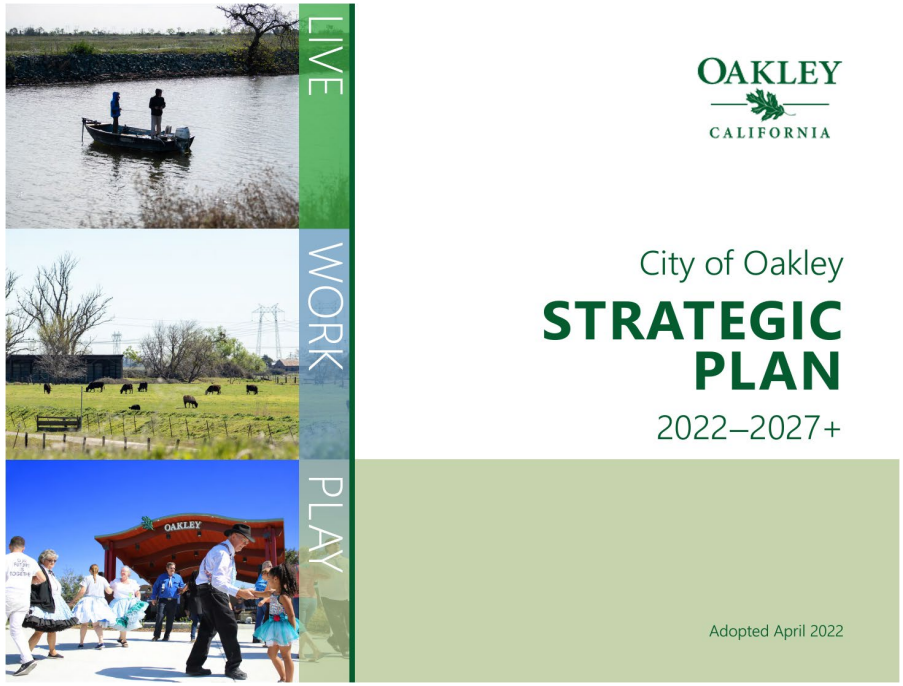

Core Values

Our values guide us on a **PATH** to where we want to Live, Work, and Play in the heart of the Delta.

Promote fair and equitable stewardship for the welfare of our diverse individuals that comprise our inclusive community.

Advocate a professional and family-friendly environment where Council, Staff, and the Public can envision and realize the City's future together with a recognition of our shared commitments and opportunities.

Transparency is how we will create accountable partnerships to cultivate communication and collaboration to engage our thriving community.

Honesty and integrity are the foundation for building trust and fostering teamwork to live our mission and vision.

Mission

The City of Oakley will create a resilient future that fosters and attracts a vibrant and evolving community that welcomes and values all people.

Vision

The City of Oakley celebrates our unique Delta lifestyle and small-town feel where we Live in a safe dynamic community, Work together to build the future, and Play in our own backyard.

Oakley's Goals

Community and Economic Development

- Strategic and Thoughtful Growth
- Business-Friendly Environment
- Local Jobs

Community Health and Safety

- Safe Streets
- Healthy Neighborhoods and Community Resources

Parks and Open Space

- Parks and Public Areas
- Programs and Recreation

Community and Collaborative Partnerships

- Community Outreach and Engagement
- Collaborative Partnerships

Finance and Fiscal Responsibility

Sustainable Organization

Hugh Henderson
Vice Mayor

Anissa Williams
Councilmember

Shannon Shaw
Mayor

Aaron Meadows
Councilmember

George Fuller
Councilmember



Joshua McMurray
City Manager

Danielle Navarro
Assistant City Manager

Paul Beard, Chief of Police

Jeri Tejeda, Administrative Services Director

Kevin Rohani, Public Works Director/City Engineer

Kenneth Strelo, Community Development Director

Kim Snodgrass, City Clerk

Derek Cole, City Attorney

OAKLEY
CALIFORNIA

City of Oakley Organizational Chart

Fiscal Year 2025/26

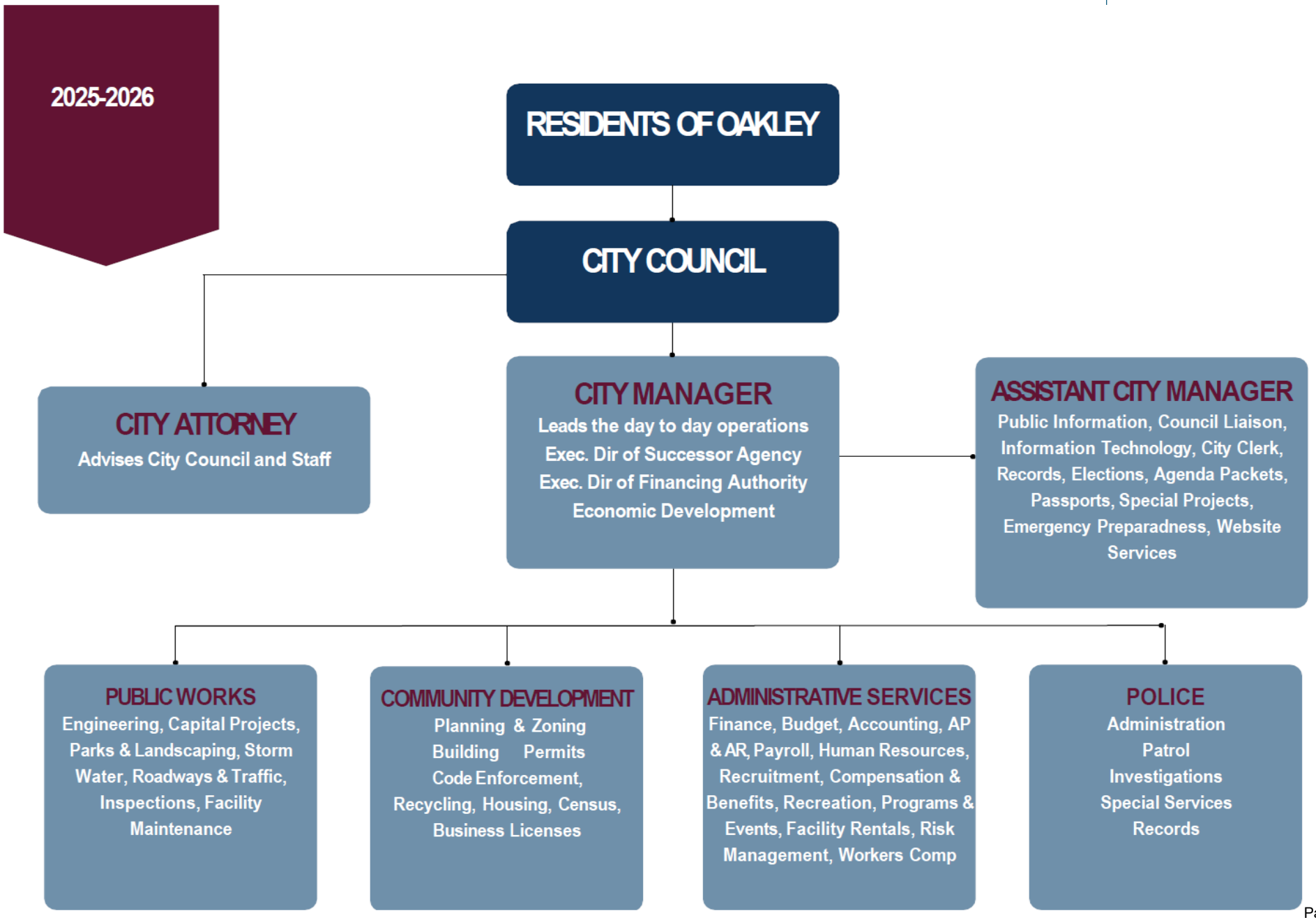

This page intentionally left blank

The City Council provides long-term policy guidance for conducting the City's financial activities through its Statement of Financial Policies. These strategies and policies are presented to the Council with the intent they be reviewed each year to meet the following strategic objectives:

Budget Strategies

Strategic focus – The City's financial management should be strategic, reflecting the Council's and the community's priorities for service while providing resources that realistically fund routine operations. The City Council and Staff participate in annual strategic planning sessions which results in an updated Strategic Planning Document. The Budget is intended to implement the City's Strategic Plan.

Fiscal control and accountability – The City's financial activities should be fiscally sound and accountable to the City Council through the City Manager.

Clarity – The City's financial planning and reporting should be clear and easy to understand so that all participants, the Council, the community, and Staff can make informed decisions.

Long-term Planning – The City's financial planning should emphasize multi-year horizons to promote long-term planning of resource use.

Flexible and cost-effective responses – The City's financial management practices should encourage a mission-driven organization that responds to community demands quickly and in a straight-forward manner. The City's management should flexibly respond to opportunities for better service, proactively manage revenues and cost-effectively manage ongoing operating costs.

Staffing philosophy – The City Council desires to retain a mix of contract and permanent staff in order to ensure a cost effective and flexible service delivery system. Annually, the City Manager will review with the City Council his/her recommendations regarding the ratio for the number of contract employees to total Staff.

The following Statement of Financial Policies includes the City's policies, an assessment of whether the City is in compliance with each one as well as any comments or recommended changes to the policies.

General Financial Goals

- ☑ To maintain a financially viable City that can maintain an adequate level of municipal services.
- ☑ To maintain financial flexibility in order to be able to continually adapt to local and regional economic changes.
- ☑ To maintain and enhance the sound fiscal condition of the City.

Operating Budget Policies

- ☑ The City Council will adopt a balanced budget by June 30 of each year.
- ☑ The City Manager will submit a budget calendar to the City Council no later than January 15th of each year.
- ☑ An annual base operating budget will be developed by verifying or conservatively projecting revenues and expenditures for the current and forthcoming fiscal year.
- ☑ During the annual budget development process, the existing base budget will be thoroughly examined to assure removal or reduction of any services or programs that could be eliminated or reduced in cost.
- ☑ Current revenues will be sufficient to support current operating expenditures (i.e., recurring expenditures will not exceed recurring revenues). One-time or unpredictable revenues will be used for one-time expenditures (including capital and reserves).
- ☑ Annual operating budgets will provide for adequate design, construction, maintenance and replacement of the City's capital plant and equipment.

  Some older Lighting and Landscaping District zones do not have sufficient revenues to set aside enough to fund asset replacements when needed.
- ☑ The purchase of new or replacement capital equipment with a value of $100,000 or more and with a useful life of two years or more will require Council approval.
- ☑ The City will project its equipment replacement needs for the next three years and will update this projection each year. From this projection a replacement schedule will be developed, funded, and implemented.

- ☑ The City will avoid budgetary and accounting procedures which balance the current budget at the expense of future budgets.
- ☑ The budget will include the appropriation of available but unassigned fund balances in special purpose funds.

  In the Lighting and Landscaping Funds and Community Facilities Districts unassigned fund balances can be utilized when unexpected expenditures arise following the guidelines in the appropriation controls.
- ☑ All recommended increased appropriations of general-purpose revenues, General Fund reserves, or that transfer appropriations between funds during the year shall be presented to the City Council for approval
- ☑ The City will forecast its General Fund expenditures and revenues for each of the next 10 years and will update this forecast at least annually.

Revenue Policies

- ☑ The City will work to develop a diversified and stable revenue system to protect it from short-term fluctuations in any one revenue source.
- ☑ User fees will be adjusted annually to recover the full cost of services provided, except when the City Council determines that a subsidy from the General Fund is in the public interest.
- ☑ The City will seek, and with Council approval, apply for all possible Federal and State reimbursement for mandated projects and/or programs and Federal and State grant monies for City programs and projects.
- ☑ Capital improvements will be financed primarily through user fees, service charges, impact fees, or developer agreements when benefits can be specifically attributed to users of the facility. For projects financed with debt, the fees, charges, and/or contractual payments shall be established at a level sufficient to fund the project in its entirety, including the repayment of principal and interest on the amounts borrowed. The City will consider future operations and maintenance costs as part of each project's financing plan and ensure that funding sources are identified to properly operate and maintain the improvements when constructed.

Expenditure Policies

- ☑ The City will maintain a level of expenditures which will provide for the public well-being and safety of the residents of the community.
- ☑ Purchases shall be approved as described in the City's Municipal Code; more specifically:

  Purchases of more than $10,000 shall be supported by a Purchase Order or Contract and must be approved by the Administrative Services Director and City Manager, and purchases of more than $100,000 shall be approved by City Council.

Capital Improvement Budget Policies

- ☑ The City will make all capital improvements in accordance with an adopted and funded capital improvement program (CIP).
- ☑ The City will develop an annual Five-Year Plan for Capital Improvements, including sections for CIP design, development, implementation, and operating and maintenance costs.
- ☑ The City will identify the estimated capital and ongoing operations and maintenance costs, potential funding sources and project schedule for each capital project proposal before it is submitted to the Council for approval.
- ☑ The City will coordinate the development of the annual capital improvement budget with the development of the operating budget. All costs for internal professional services needed to implement the CIP will be included in the operating budget for the year the CIP is to be implemented.
- ☑ The Capital Budget will be based on the CIP, and each project's unused appropriations at each year-end will be automatically rolled over to the subsequent year, until the project is completed. Additions to project funding plans require Council approval. Changes that do not increase funding levels may be approved by the City Manager.
- ☑ Cost tracking for components of the CIP will be implemented and updated quarterly to ensure project completion within budget and established timelines.

- ☑ The Council will review the pavement management program each year at budget time and will seek to supplement Gas Tax, Measure J, other street improvement funds, and the Street Maintenance and Rehab Fund to adequately fund the program.
- ☑ City Impact Fees shall be used to fund the direct and indirect costs associated with capital projects identified in the City's impact fee studies.

Other Capital Improvement Policies

- ☑ Design of capital improvements shall consider long-term cost efficiency and be based on standards that minimize construction costs while assuring acceptable useful life and reduce maintenance requirements.

Short-Term Debt Policies

- ☑ The City may use short-term debt to cover temporary or emergency cash flow shortages. All short-term borrowing will be subject to Council approval by ordinance or resolution.
- ☑ The City may issue interfund loans in lieu of outside debt instruments to meet short-term cash flow needs. Such loans will be permitted only if an analysis of the lending fund indicates excess funds are available and the use of these funds will not impact its current operations. The prevailing interest rate, as established by the Administrative Services Director, will be paid to the lending fund, and such loan shall be approved by the City Council, documented by a memorandum signed by the City Manager, and filed with the Finance Division and City Clerk.

  Both the Original Budget adopted each year, and the Mid-Year Budget Report, will include a separate section identifying anticipated interfund loans, and the City Council's approval of these reports shall be approval of the interfund loans.

Long-Term Debt Policies

- ☑ The City will confine normal long-term borrowing to capital improvement projects it is unable to fund from current revenues in time to meet community needs or where a fiscal analysis shows that a significant benefit would accrue from building sooner at current prices and at current interest rates.

- ☑ When the City issues City long-term debt, it will employ a professional financial advisor to assist the City in obtaining the best possible outcomes in terms of planning, sizing, underwriting, insuring, and presentation of the City's plans and position to bond rating agencies and the public. The City will also employ the services of qualified bond counsel and, as appropriate, disclosure counsel.
- ☑ When the City issues assessment type debt, it will work cooperatively with the project area Developers to identify an appropriate and acceptable financing team to obtain the best possible outcomes for the City and its citizens and ensure compliance with all legal requirements.
- ☑ The City projects that the Community Parks assessment program will, over time, be sufficient to pay for ongoing costs and repay General Fund advances (loans); but that until further development occurs in the City, the General Fund may make such advances to the Community Parks program to cover operating shortfalls. All such advances will be approved by the City Council.

  Both the Original Budget adopted each year, and the Mid-Year Budget Report will include a separate section identifying anticipated interfund loans if any, and the City Council's approval of these reports shall be approval of the interfund loans.
- ☑ Where possible, the City will use special assessment bonds, revenue bonds, or other self-supporting bonds instead of general obligation bonds.
- ☑ Proceeds of long-term debt will not be used for current ongoing operations.
- ☑ The City may pledge General Fund revenues to facilitate debt; however, all debt will be supported by a dedicated revenue source identified prior to issuance that is expected to be sufficient to make the required debt service payments.
- ☑ The City will maintain General Fund Emergency reserves at a level at least equal to 30% of General Fund operating expenditures. The primary purpose of this reserve is to protect the City's essential service programs and funding requirements during periods of economic downturn (defined as a recession lasting two or more years) or other unforeseen catastrophic costs not covered by the Contingency Reserve. Should the balance in the reserve fall below the 30% threshold, a plan to restore the level over a period of no more than five years shall be included

in each proposed annual budget reviewed with the City Council until the reserve has been returned to at least 30% of General Fund operating expenditures.

- ☑ A Contingency Reserve will be budgeted each year for non-recurring unanticipated expenditures or to set aside funds to cover known contingencies with unknown costs.
- ☑ The level of the Contingency Reserve will be established as needed but shall not be less than 2% of General Fund operating expenditures.
- ☑ The City will establish an account to accumulate funds to be used for payment of accrued employee benefits for terminated employees. At each fiscal year end, the accumulated amount in the reserve shall be adjusted to equal the projected payout of accumulated benefits requiring conversion to pay on retirement for employees then eligible for retirement. (This is so there are funds to pay out accumulated benefits requiring conversion to pay on termination).
  - The City Manager may release and appropriate funds from this reserve during the year, but solely for terminal pay expenditures.
- ☑ Claims Reserves will be budgeted at a level which, together with purchased insurance, adequately protects the City. The City will maintain a reserve of two times its deductibles for those claims covered by the insurance pool of which the City is a member (currently the Municipal Pooling Authority of Northern California). In addition, the City will perform an annual analysis of past claims not covered by the pool and reserve an appropriate amount to pay for uncovered claims.
- ☑ In Fiscal Year 2021/22 the City changed the Street Maintenance Reserve Fund to the Street Maintenance Rehabilitation Fund. Funding for this fund comes from the General Fund and is used on projects to augment other streets funds such as Gas Tax and Measure J. While we are unable to fund all necessary costs to maintain the City's streets to the level that we all desire, we are making a significant effort each year to fund all necessary streets projects.
- ☑ A Capital Project Reserve is held in the General Fund to fund future capital projects. Each year during the annual budget this reserve will be reviewed with the City Council and the council will determine how much to spend or keep in the reserve.

- ☑ In fiscal year 2021/22 the City established an internal service fund for fleet maintenance and replacement. In the fiscal year 2024/25 budget an internal service fund for IT equipment maintenance and replacement was established and in the current fiscal year, a facilities maintenance and replacement ISF was created. The internal service funds will act as a set aside account to secure adequate funding for the maintenance and replacement of assets taking into consideration the assets life cycles.
- ☑ In Fiscal Year 2025/26 Facilities was set up as an internal service fund in order to better account for the needed funding for repairs and maintenance on all City facilities. This was accomplished by converting the Facilities Maintenance Capital Asset Reserve fund into an internal service fund Facilities ISF, similar to what was done in Fiscal Year 2021/22 with fleet. This will help us to work towards funding the maintenance needs of all City facilities.
- ☑ Each year-end, until fully funded, all revenues in excess of expenditures in each landscaping district zone, shall increase the funds' capital asset lifecycle replacement reserve. Each zone's operating budget shall consider annual capital/asset lifecycle replacement needs.
- ☑ The City will seek to build and maintain a Storm Drain Depreciation Reserve for costs associated with the major maintenance and capital improvement costs included in the Storm Drain program budget. The minimum reserve level will be 50% of the costs projected over the next five years.
    - With existing revenues, such a reserve is not feasible.
- ☑ The City will establish a Reserve for Qualifying Expenditures and will transfer into it from current revenues all amounts necessary to ensure compliance with GANN Limit provisions. These funds will be used solely to pay for GANN Limit excludable capital expenditures. To qualify, they must be for assets having a value greater than $100,000 and having a useful life of at least 10 years.

Investment Policies

- ☑ The City Manager and Administrative Services Director will annually submit an investment policy to the City Council for review and adoption and shall provide the Council with quarterly investment reports.

- ☑ The Administrative Services Director will invest the City's monies in accordance with applicable laws and adopted investment policies and direct the investment of bond or note monies on deposit with a trustee or fiscal agent in accordance with the applicable indenture or issuance documents.
- ☑ The City will maintain liquid assets at a level sufficient to pay at least six months' operating expenses.

Accounting, Auditing & Financial Reporting Policies

- ☑ The City's accounting and financial reporting systems will be maintained in accordance with generally accepted accounting principles and standards of the Governmental Accounting Standards Board.
- ☑ Basis of budgeting refers to the method used to recognize revenues and expenditures in the budget. For the City of Oakley, the basis of budgeting is the same as the basis for accounting. For governmental and fiduciary funds, the modified accrual basis is followed. Under the modified accrual basis, revenues are recognized only when they become susceptible to accrual, which means when they become both measurable and available. Revenue is measurable when the value of the transaction can be determined, and it is available when it is collectible in a manner that allows it to be used to pay liabilities in the current period. Governments normally define an availability period for revenue recognition, and the City of Oakley considers revenues related to a particular fiscal year available if they are collected within 60 days after that fiscal year's end. 60 days is a common revenue recognition period. Expenditures are typically recorded when the liability is incurred, with the exception of debt service expenditures. Debt service expenditures are recorded when payment is due.

  The accrual basis is used for the proprietary funds, which includes the enterprise funds and the internal service funds. Under the accrual basis, revenues are recognized when they are earned, and expenses are recognized when the related liability is incurred.
- ☑ A capital asset system will be maintained to identify all City assets, their condition, historical and estimated replacement costs, and useful life. All equipment with a cost of $5,000 or more and a useful life of more than two years, and all buildings, improvements and infrastructure with a cost of $50,000 or more and a useful life of more than two years will be capitalized and included in the system. While asset purchases and disposals will be tracked and accounted for each year, unless otherwise needed, vehicles and office equipment will be inventoried and

infrastructure assets will be subject to an internal audit, every 3 years on a rotating cycle, with each category reviewed in turn.

☑ Fixed Assets shall be accounted for using the following useful lives:

- Buildings – 40 years
- Improvements – 5-15 years
- Machinery & Equipment – 5 years
- Vehicles – 5 years
- Roadways:
  - Streets (Includes Pavement, Sidewalk, Curb & Gutters, Trees & Signs) – 7-40 years
  - Traffic Signals – 25 years
  - Streetlights – 40 years
  - Bridges – 100 years
- Parks & Recreation:
  - General Improvements – 25 years
  - Specialty features – 10 years

☑ Monthly reports are available for the City Manager and Department Directors so that they may effectively evaluate their financial performance.

☑ A Mid-Year Budget Review, assessing the status of both operating and capital activities and recommending appropriate mid-year adjustments, will be submitted to the City Council, and made available to the public in February each year.

☑ An annual audit will be performed by an independent public accounting firm with the subsequent issue of an official Comprehensive Annual Financial Report, including an audit opinion.

- ☑ Full and continuing disclosure will be provided in the City's financial statements and bond representations.
- ☑ The City will build and maintain a good credit rating in the financial community.

Grant Funding Policies

- ☑ The City will remain current on available local, state, and federal grant funding and seek to make the most of grant opportunities for both operations and capital projects.
- ☑ The City will establish accounting procedures to support the tracking of grant funds and their use and for the timely administration of grant programs.
- ☑ Grants that the City makes to others will be such that the City retains control of funds sufficient to ensure their use is consistent with grant specifications. This is expected to be accomplished by limiting grant disbursements to reimbursements or for the City to pay agreed upon costs directly on behalf of the Grantee, all of which should be outlined in a grant agreement approved by the Council.

Human Capital Investment Policies

- ☑ The City will invest in its employees by maintaining a compensation structure that is based on market norms, considers internal alignment and equity among various groups of employees, supports and recognizes innovation and exceptional performance, and fosters teamwork within the organization.

This page intentionally left blank

In addition to the Statement of Financial Polices above, the City Council has established the following policy regarding appropriation controls:

Appropriations requiring City Council Action

- Appropriation of reserves, except asset replacement or accrued benefits reserves.
- Transfers between funds
- Appropriations of any unassigned revenues – unassigned revenues are those revenues that are not associated with a particular business or service unit.

Appropriations requiring City Manager Action

- Transfers within a fund or department
- Appropriations of unbudgeted assigned revenues – assigned revenues support a specific business or service unit and allow expansion or contraction of that unit in response to demand.
- Appropriation of asset replacement reserves, accrued benefits reserves and unassigned balance of special purpose funds.

Appropriations of fiscal resources are approved by the City Council and managed by the City Manager.

This page intentionally left blank

FY 2025/26 Budget Schedule

OAKLEY CALIFORNIA

December

12/19 - Budget Schedule Distribution

January

Week of 01/13 - FY 2024/25 Budget review with Departments

01/21 - FY 2025/26 Budget Kickoff with Staff (10am-12pm)

February

02/11- Mid-Year Review with Council

02/24 - Personnel, Veh & Equip and High Value Item Forms Due

02/24 - CIP Forms Due

March

03/10- Operating Budgets Due in EERP

Week of 03/17 - Budget Review Meetings with CM/Fin/Dept

04/04 - Finalize General Fund Budget

April

04/15 - Budget Retreat with Council & Staff

04/25 - Accomplishments, Goals, & Performance Measures Due

04/30 - Final Budget Review CM & Finance

May

05/22 - Draft Proposed Budget Document Distribution

05/27 - Anticipated Budget Adoption

Budget Retreat:

FY 2025/2026 will mark the first year of a budget retreat. This retreat will be open to the public but will be held outside of regularly scheduled council meetings. The intent of the retreat will be to allow for a more interactive budget process between the city council and staff. Using the Strategic Plan city council and staff will collaborate and prioritize capital improvement projects. Further information as it relates to the retreat will be available as the date gets closer.

The Administrative Services Department is responsible for both preparing and monitoring the City's Operating Budget. The Finance Division begins the budget process with the development of the Operating Budget project schedule approximately 8 months prior to the start of the fiscal year. The project schedule ensures the City meets the mandatory June budget adoption deadline.

All departments play a key role in the formation of the budget and utilize the strategic plan as a guide. The Strategic Plan 27+ is reviewed several times throughout the year and updates are made to track progress of the goals and initiatives. The Finance division provides a budget packet to all departments, which includes all instructions, forms, and information specific to the current budget cycle. Between January and March, all departments enter, review, and adjust budgets as needed to ensure the proposed budget meets all of the defined guidelines. Departments are responsible for entering budgets for supplies and services and preparing personnel requests, capital improvement requests as well as new and replacement vehicle requests required to both achieve the assigned strategic initiatives and maintain quality service levels for the community. The Finance Division is responsible for preparing revenue, internal service, debt service, transfers and personnel related budgets and the Engineering Division is responsible for the completion of the five-year capital improvement plan.

Budget meetings are scheduled for review by the City Manager, the Administrative Services Director and department directors. Once all of the reviews are completed, and all revisions have been incorporated, the Finance Division prepares the Operating Budget and holds a budget retreat with the City Council, usually held in April. This retreat not only gives the City Council the opportunity to give their direction on the proposed budget but provides a way for the community to be involved in the budgeting process. The proposed budget is incorporated into the City's ten-year Fiscal Model projection, which is also presented at the retreat for City Council consideration of the long-term impacts of the proposed budget on the General Fund. The Finance Division incorporates changes from the retreat into the draft budget and the final Operating Budget document is presented to City Council before June 30 for formal adoption. The legal level of budgetary control is established at the fund level and adopted on a basis consistent with generally accepted accounting principles. Once adopted, the budget can be amended at any time by a City Council majority vote.

As can be seen in the Proposed All Funds Summary on the following pages, the City-wide projected revenues for Fiscal Year 2025/26 are just under $95.0 million, with projected expenditures of nearly $96.0 million. The Citywide expenditures are approximately $18.0 million or 23% higher than the Fiscal Year 2024/25 Adopted Budget of just under $78.0 million. This increase is predominantly due to large CIP projects budgeted in Fiscal year 2025/26 with over $23 million allocated to the East Cypress Road Projects. It is estimated that City-wide available resources will be approximately $37 million at the beginning of Fiscal Year 2025/26 and $36 million at the end of the same fiscal year, due to the capital improvement projects.

General Fund resources exclude the value of real estate held, which on June 30, 2025 is estimated at roughly $3.3 million. It is important to note this is the book value of the land and not necessarily what the land is worth or may sell for in the future. The $3.3 million does not account for any land sales or purchases that may happen prior to the closing of the fiscal year. General Fund activity on this schedule also excludes interagency and economic development loan activity, which are required by City policy or approved separately by the City Council.

Appropriations from a prior year capital project will roll into the new fiscal year, as with all capital project appropriation or encumbrances, per City policy.

Lighting and Landscape Assessment Districts and Community Facilities Districts with an available fund balance as the end of the fiscal year will roll into the asset replacement reserve to fund future replacements, upgrades or unexpected maintenance.

The Successor Housing Agency Fund accounts for assets of the former Oakley Redevelopment Agency and loan repayments restricted to low and moderate income housing projects.

This page intentionally left blank

OAKLEY
CALIFORNIA

City-Wide Budget Overview

Fiscal Year
2025/26

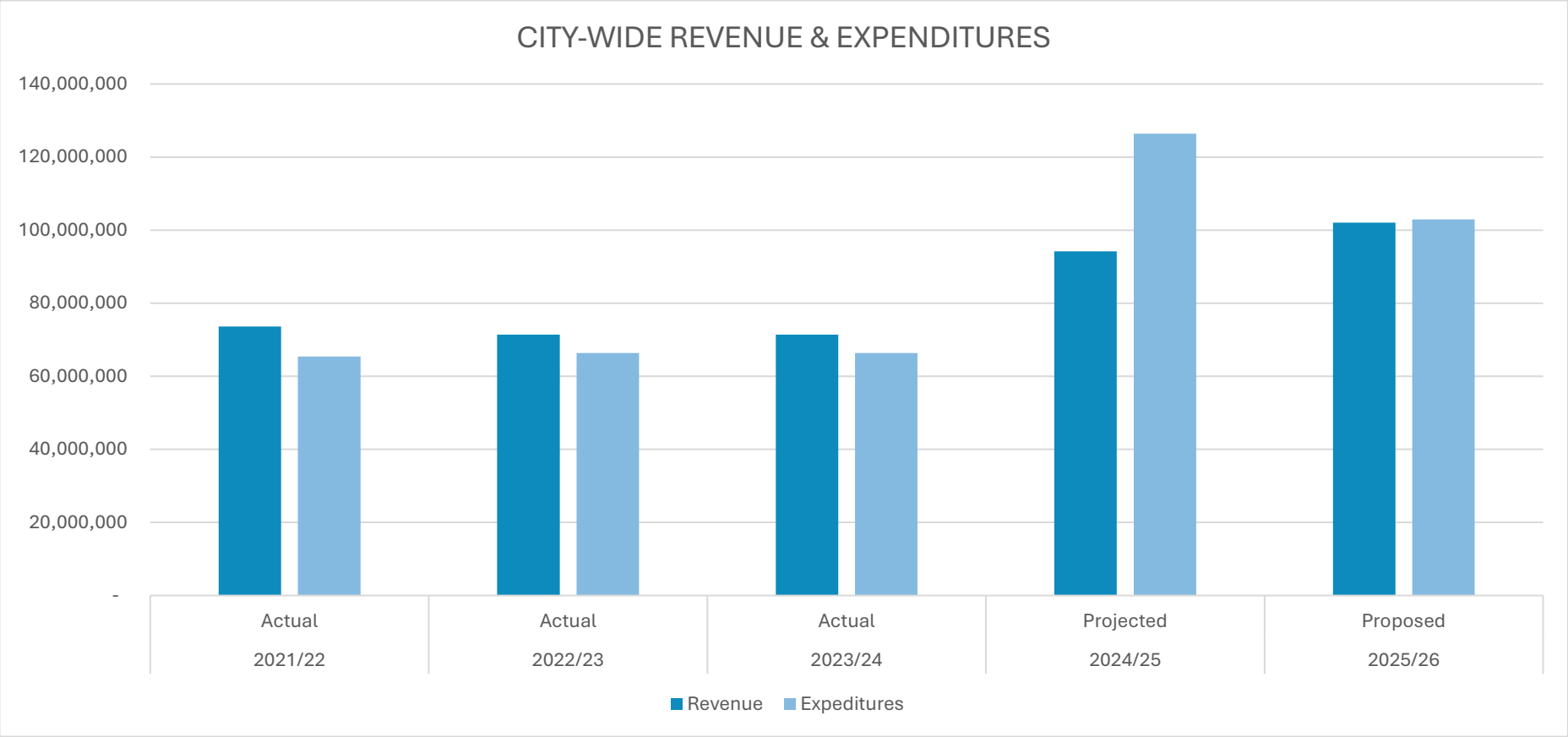

*Graph may differ from the All-Funds Summary due to transfers between funds which may be revenues to some funds and expenditures to others but are shown separately in the all funds summary chart.

This page intentionally left blank

OAKLEY
CALIFORNIA

All Funds Summary

Fiscal Year 2025/26

Fund #	Fund Name	Estimated Available Resources July 1, 2025	Estimated Revenues 2025/2026	Proposed Expenditures 2025/2026	Transfers 2025/2026	Appropriation of Unassigned Fund Balance 2025/2026	Estimated Available Resources July 1, 2026
100	General Fund	$ 3,701,397	$ 33,587,540	$ 31,064,834	$ (2,364,728)	$ (2,500,000)	$ 1,359,375
115	Oakley Creekside Park Restoration Grant	-	-	-			-
120	American Rescue Plan Act (ARPA)	-	5,790,330	1,016,464	(500,000)		4,273,866
132	Park Landscaping Zn 1 (Comm Parks)	5,476,716	2,508,115	3,073,699	(300,100)		4,611,032
133	LLD Zone 2 (Streetlighting)	12,005	416,896	628,749	200,000		152
136	Agricultural Preservation	7,719		-			7,719
138	Downtown Revitalization	388,832	177,121	195,295	(3,301)		367,357
140	Gas Tax Fund	288,140	1,224,708	1,147,229	(200,000)		165,619
141	Road Maintenance and Rehab	387,276	1,209,966	1,486,208			111,034
145	Stormwater NPDES	67,844	588,200	550,702	145,939		251,281
148	Measure J	1,055,133	772,500	1,515,343			312,290
150	Police P-6 Fund	-	8,455,505	8,455,505			-
151	Police SLESF Fund	-	185,400	185,400			-
152	OTS Police Grant	-	16,724	16,724			-
154	Officer Wellness & Mental Health Grant	-	-	-			-
168	Sports Field Maintenance Fund	300,201	50,000	32,485			317,716
170	LLD Vintage Parkway	193,070	74,272	81,206	5,000		191,136
171	LLD Oakley Ranch	7,868	26,546	40,534	6,500		380
172	LLD Empire	70,574	4,734	4,924			70,384
173	LLD Oakley Town Center	73,720	11,535	10,743			74,512
174	LLD Oak Grove	84,708	28,605	26,909			86,405
175	LLD Laurel Woods/Luna Estates	82,501	7,868	7,244			83,125
176	LLD South Forty	40,954	9,905	9,215			41,644
177	LLD Claremont	2,772	7,728	13,179	2,700		21
178	LLD Gateway	146,310	18,610	26,405			138,515
179	LLD Countryside (Village Green)	19,869	2,875	4,229			18,515
180	LLD Country Fair (Meadow Glen)	(3,794)	5,473	9,176	7,500		3
181	LLD California Sunrise	64,215	3,702	2,417			65,500
182	LLD California Visions (Laurel)	136,778	12,250	11,916			137,112
183	LLD Claremont Heritage	204,002	18,540	12,000			210,542
184	LLD Country Fair (Meadow Glen II)	169,586	122,982	143,864			148,704
185	LLD Sundance	11,973	9,010	10,051			10,932
186	LLD Calif Jamboree (Laurel Anne)	351,752	88,184	124,593	30,000		345,343
187	LLD Country Place	(42,025)	23,400	54,753	73,400		22
188	LLD Laurel Crest	74,944	87,800	227,532	120,000		55,212
189	LLD Marsh Creek Glen	231,463	120,659	73,309			278,813
190	LLD Quail Glen	96,054	39,537	36,458			99,133
191	Cypress Grove	417,494	344,664	299,863	10,000		472,295
192	South Oakley	619,281	531,164	483,752	10,000		676,693
193	Stone Creek	424,489	90,293	25,827			488,955
194	Magnolia Park	2,693,319	1,034,538	1,827,981	10,000		1,909,876
195	Summer Lakes	1,456,663	645,076	398,796	25,000		1,727,943
201	General Capital Projects	2,739,461	21,703,000	27,316,295	3,000,000		126,166
202	Traffic Impact Fee Fund	948,080	2,844,500	2,011,662			1,780,918
204	Park Impact Fee Fund	1,306,912	718,610	1,561,317			464,205
206	Public Facilities Impact Fee Fund	1,839,542	769,440	27,074	(675,369)		1,906,539

OAKLEY CALIFORNIA

All Funds Summary

Fiscal Year 2025/26

Fund #	Fund Name	Estimated Available Resources July 1, 2025	Estimated Revenues 2025/2026	Proposed Expenditures 2025/2026	Transfers 2025/2026	Appropriation of Unassigned Fund Balance 2025/2026	Estimated Available Resources July 1, 2026
220	Special Community Projects	-	-	-	-		-
221	2012 Refunding Assessment Bond CIP	71,584	-	16,771	400,000		454,813
222	2014 Refunding Assessment Bond CIP*	68,847	-	16,771	200,000		252,076
231	Main Street Fund	374,192	-	370,000			4,192
235	Street Maintenance Reserve Fund	260,455	-	2,352,931	2,249,728		157,252
301	Developer Deposits Fund	-	1,308,029	1,308,029			-
351	2016 COPs Debt Svc Fund	52,134	-	681,480	675,369		46,023
403	CFD - Citywide Stormwater	50,280	34,930	2,657	(1,844)		80,709
404	Fire Protection (CFD 2018-1)	-	411,695	411,695			-
405	Emerson Ranch (2015-1) Parks/Lighting	849,168	268,121	115,935			1,001,354
406	Emerson Ranch (CFD 2015-1) Neighborhood	707,337	254,267	110,596			851,008
407	Emerson Ranch (CFD 2015-1) Storm	854,014	387,584	311,718	(7,477)		922,403
408	Prescott (CFD 2015-2 Zn 1) Neighborhood Park	30,589	23,796	20,849			33,536
409	Prescott (CFD2015-2) Zn 1 Storm	85,594	29,693	7,737	(889)		106,661
410	Doyle Rd Landscaping (CFD 2015-2 Zn 2)	244	1,373	623			994
411	Bella Estates Landscaping (CFD 2015-2 Zn 3)	-	1,592	661			931
412	Quicksilver Landscaping (CFD 2015-2 Zn 4)	-	1,225	488			737
413	7-11/Self Storage Landscaping (CFD 2015-2 Zn 5)	200	1,487	528			1,159
414	Aspen Place Landscaping (CFD 2015-2 Zn 6)	8,141	8,895	9,006			8,030
415	Aspen Lane Landscaping (CFD 2015-2 Zn 7)	31,324	14,410	11,091			34,643
416	Duarte Ranch Landscaping (CFD 2015-2 Zn 8)	39,303	73,367	75,969			36,701
417	Duarte Ranch Stormwater (CFD 2015-2 Zn 8)	67,907	25,898	18,546	(2,493)		72,766
418	Nature Properties Landscaping (CFD 2015-2 Zn 10)	12,937	6,224	1,015			18,146
419	Chevron Laurel/O'Hara Landsc. (CFD 2015-2 Zn 12)	7,175	3,366	726			9,815
420	Comm Facilities Dist #1 (Cypress Grove)	1,071,927	370,876	270,647	(10,866)		1,161,290
421	Gilbert Property Landscaping (CFD 2015-2 Zn 14)	667,286	689,499	368,395			988,390
422	Gilbert Property Stormwater (CFD 2015-2 Zn 14)	263,046	384,021	302,902	(4,069)		340,096
427	Contra Costa Logistics Center (CFD 2020-1)	63,191	43,924	26,992			80,123
428	Regional Park Fund	2,833,745	399,174	113,104			3,119,815
430	Vintner View (CFD 2015-2 Zn 29)	7,201	5,434	1,317			11,318
433	Reclamation District 799 (CFD 2022-2)	-	448,336	448,336			-
434	Brownstone (CFD 2015-2 Z 31)	18,284	11,223	624			28,883
435	Honey Creekside (CFD 2015-2 Zn 32)	16,178	11,641	649			27,170
436	McDonald's & Quick Quack (CFD 2015-2 Zn 33)	3,263	3,894	519			6,638
437	Machado Lane (CFD 2015-2 Zn 34)	45,853	48,909	1,243			93,519
438	Sellers Avenue (CFD 2015-2 Zn 35)	5,581	6,327	553			11,355
439	Rosewood Estates (CFD 2015-2 ZN36)	-	29,113	789			28,324
440	Rosewood Estates Storm (CFD 2015-2 ZN36)	-	17,857	211			17,646
441	Oakley Shops Storm (CFD 2015-2 Zn37)	-	13,001	601			12,400
442	Summer Lake North (CFD 2022-2)	-	311,088	3,135			307,953
621	2012 Refunding AD 2004-1 Debt Svc Fund	372,025	1,197,270	930,484	(400,000)		238,811
622	2014 Refunding AD 2006-1 Debt Svc Fund	303,606	758,855	653,499	(200,000)		208,962
701	Fleet Internal Service Fund	1,480,816	921,583	533,648			1,868,751
702	Facilities Internal Service Fund	465,918	1,000,092	1,032,730			433,280
703	Technology Internal Service Fund	413,073	976,432	996,251			393,254
767	Successor Housing Agency	(838,161)	10,000	20,000			(848,161)
	Total	**$ 36,912,055**	**$ 94,903,006**	**$ 95,804,313**	**$ 2,500,000**	**$ (2,500,000)**	**$ 36,010,748**

OAKLEY CALIFORNIA

Revenue Summary By Fund

Fiscal Year 2025/26

	2021/22 Actual	2022/23 Actual	2023/24 Actual	2024/25 Projected	2025/26 Proposed
General Fund	$ 28,482,464	$ 32,248,293	$ 34,135,416	$ 38,015,774	$ 33,587,540
Oakley Creekside Park Restoration	129,031	175,107	107,555	-	-
American Rescue Plan Act (ARPA)	686,282	763,069	2,775,363	6,702,038	5,790,330
Parks Landscaping Assessment (LLAD ZN 1)	1,878,328	2,266,802	2,571,805	2,402,002	2,508,115
Lighting Assessment District (LLAD ZN 2)	425,734	436,360	589,973	519,980	616,896
Agricultural Preservation	14	155	369	-	-
Downtown Revitalization	288,305	271,253	271,417	163,768	177,121
Gas Tax	1,023,670	1,180,772	1,305,818	1,201,107	1,224,708
Gas Tax - RMRA SB1	863,938	985,055	1,180,499	1,134,561	1,209,966
Stormwater NPDES	508,962	531,118	780,276	715,838	734,139
Measure J	706,991	870,429	1,023,901	780,000	772,500
Police P-6 Assessment District	6,346,492	7,286,584	7,783,769	8,105,000	8,455,505
Supplemental Law Enforcement (SLEF)	161,347	166,117	188,833	185,500	185,400
OTS Police Grant	12,578	-	24,800	33,276	16,724
Officer Wellness & Mental Health Grant	-	-	9,657	19,575	-
Sports Field Maintenance	58,002	50,841	66,949	50,000	50,000
Vintage Parkway (LLAD ZN 3-1)	74,898	83,963	89,910	79,272	79,272
Oakley Ranch (LLAD ZN 3-2)	25,922	27,143	27,424	26,546	33,046
Empire (LLAD ZN 3-3)	2,885	6,778	8,905	4,734	4,734
Oakley Town Center (LLAD ZN 3-4)	9,340	13,104	15,331	11,535	11,535
Oak Grove (LLAD ZN 3-5)	26,762	30,635	33,205	28,605	28,605
Laurelwood/Luna Estates (LLAD ZN 3-6)	5,784	10,232	12,737	7,868	7,868
South Forty (LLAD ZN 3-7)	8,807	11,158	12,434	9,905	9,905
Claremont (LLAD ZN 3-8)	7,429	7,896	7,913	7,728	10,428
Gateway (LLAD ZN 3-9)	14,829	23,151	27,555	18,610	18,610
Countryside-Village Green (LLAD ZN 3-10)	2,108	3,328	3,914	2,875	2,875
Country Fair-Meadow Glen (LLAD ZN 3-11)	5,410	9,435	11,299	8,973	12,973
California Sunrise (LLAD ZN 3-12)	2,030	5,505	7,430	3,702	3,702
California Visions-Laurel (LLAD ZN 3-13)	8,867	16,260	20,428	12,250	12,250
Claremont Heritage (LLAD ZN 3-14)	13,789	24,295	30,533	18,540	18,540
Country Fair-Meadow Glen II (LLAD ZN 3-15)	118,601	128,266	133,126	122,913	122,982
Sundance (LLAD ZN 3-16)	8,643	9,273	9,630	9,010	9,010
CA Jamboree-Laurel Anne (LLAD ZN 3-17)	109,378	128,996	138,948	118,184	118,184
Country Place (LLAD ZN 3-18)	43,400	43,400	63,400	74,900	96,800

OAKLEY CALIFORNIA

Revenue Summary By Fund

Fiscal Year 2025/26

	2021/22 Actual	2022/23 Actual	2023/24 Actual	2024/25 Projected	2025/26 Proposed
Laurel Crest (LLAD ZN 3-19)	155,384	160,497	182,214	207,800	207,800
Marsh Creek Glen (LLAD ZN 3-20)	95,352	119,443	137,842	117,508	120,659
Quail Glen (LLAD ZN 3-21)	31,312	38,269	43,022	38,514	39,537
Cypress Grove (LLAD ZN 3-22)	291,967	338,531	364,630	345,664	354,664
South Oakley (LLAD ZN 3-23)	427,947	483,726	536,895	521,006	541,164
Stone Creek (LLAD ZN 3-24)	56,823	81,147	101,024	86,007	90,293
Magnolia(LLAD ZN 3-25)	803,392	980,095	1,116,403	1,019,610	1,044,538
Summer Lake (LLAD ZN 3-26)	484,409	585,949	676,844	639,450	670,076
General Capital Projects	1,148,265	7,635,813	2,198,208	3,010,000	24,703,000
Traffic Impact Fee	4,329,404	2,199,491	2,185,517	5,355,655	2,844,500
Park Impact Fee	2,588,457	1,399,593	427,924	870,498	718,610
Public Facilities Impact Fee	1,642,042	647,259	498,235	788,895	769,440
Special Community Projects	-	-	-	4,559,836	-
Fire Impact Fee*	658,536	202,374	136,023	-	-
2021 Refunding Assessment Bond CIP	92,478	3,441	5,902	231,481	400,000
2014 Refunding Assessment Bond CIP	119,082	18,303	33,379	93,275	200,000
Main Street	350,000	10,000	-	-	-
Street Maintenance Rehabilitation Fund	4,000,000	2,000,000	-	6,603,364	2,249,728
Developer Deposits	1,330,150	1,369,542	1,286,308	1,377,446	1,308,029
Debt Service	667,391	674,107	688,479	676,905	675,369
Stormwater Citywide (CFD)	9,671	14,165	19,101	30,361	34,930
Fire Protection (CFD 2018-1)	246,015	307,112	336,790	305,605	411,695
Emerson Ranch Parks/Streetlighting (CFD-2015-1)	192,468	241,223	289,782	257,337	268,121
Emerson Ranch Neighborhood (CFD-2015-1)	184,484	229,568	273,191	246,876	254,267
Emerson Ranch Stormwater (CFD-2015-1)	268,601	334,271	394,170	359,627	387,584
Prescott Landscaping (CFD-2015-1)	20,404	22,070	24,128	23,203	23,796
Prescott Stormwater (CFD-2015-1)	25,433	25,637	28,820	28,831	29,693
Doyle Rd. Landscaping (CFD-2015-1)	924	979	1,312	1,336	1,373
Bella Estates Landscaping (CFD-2015-1)	1,048	1,429	1,501	1,546	1,592
Quicksilver Landscaping (CFD-2015-1)	1,049	1,101	1,154	1,189	1,225
7-11/Self Storage Landscaping (CFD-2015-1)	1,275	1,361	1,429	1,444	1,487
Aspen Place Landscaping (CFD-2015-1)	7,444	8,007	8,646	8,642	8,895
Aspen Lane Landscaping (CFD-2015-1)	12,373	13,582	15,240	14,637	14,410
Duarte Ranch Landscaping (CFD-2015-1)	62,756	66,845	71,347	71,233	73,367
Duarte Ranch Stormwater (CFD-2015-1)	22,222	24,985	30,412	25,147	25,898

OAKLEY CALIFORNIA

Revenue Summary By Fund

Fiscal Year 2025/26

	2021/22 Actual	2022/23 Actual	2023/24 Actual	2024/25 Projected	2025/26 Proposed
Nature Properties Landscaping (CFD-2015-1)	5,117	5,614	6,283	6,050	6,224
Chevron Laurel & O'Hara Landscaping (CFD-2015-1)	2,890	3,174	3,550	3,268	3,366
Cypress Grove (CFD #1)	322,815	408,652	450,410	363,702	370,876
Gilbert Property Landscaping (CFD-2015-1)	435,333	558,794	601,982	593,360	689,499
Gilbert Property Stormwater (CFD-2015-1)	242,204	311,180	332,304	330,450	384,021
Contra Costa Logistics Center (CFD 2020-1)	22,363	39,178	43,994	42,645	43,924
Regional Park (CFD)	284,637	335,214	381,550	368,901	399,174
Vintner View Landscaping (CFD-2015-1)	-	4,873	5,357	5,273	5,434
Reclamation District 799 (CFD-2022-2)	-	-	423,841	436,556	448,336
Brownstone Landscaping (CFD-2015-1)	-	-	10,697	10,896	11,223
Honey Creekside Landscaping (CFD-2015-1)	-	-	-	16,952	11,641
McDonald's & Quick Quack Landscaping (CFD-2015-1)	-	-	-	3,780	3,894
Machado Lane Landscaping (CFD-2015-1)	-	-	-	71,227	48,909
Sellers Avenue Landscaping (CFD-2015-1)	-	-	-	6,143	6,327
Rosewood Estates Landscaping (CFD2015-2)	-	-	-	-	29,113
Rosewood Estates Storm (CFD2015-2)	-	-	-	-	17,857
Oakley Shop Laurel Storm(CFD2015-2)	-	-	-	-	13,001
Summerlake North Neighborhood (CFD2022-2)	-	-	-	-	311,088
AD 2004-1 Debt Service Fund	11,665,209	1,225,813	1,265,395	1,123,125	1,197,270
AD 2006-1 Debt Service Fund	747,196	787,768	816,505	744,381	758,855
Fleet Maintenance and Replacement ISF	344,106	620,332	1,049,590	760,704	921,583
Facilities Maintenance and Replacement ISF	466,469	612,609	31,727	1,000	1,000,092
Technology Maintenance and Replacement ISF	367,436	561,950	358,584	771,850	976,432
Tax Increment Housing	46,776	90,558	43,526	10,000	10,000
Total Revenue	$ 77,342,130	$ 73,620,393	$ 71,411,688	$ 94,184,758	$ 102,074,142

Please Note: The total for the All Funds Summary differs from the Revenue Summary by Fund and Expenditure Summary by Fund due to transfers between funds which can be recorded as revenue to some funds and expenditures to others.

This page intentionally left blank

OAKLEY CALIFORNIA

Expenditure Summary By Fund

Fiscal Year 2025/26

	2021/22 Actual	2022/23 Actual	2023/24 Actual	2024/25 Projected	2025/26 Proposed
General Fund	$ 26,306,305	$ 33,273,824	$ 26,658,996	$ 43,688,626	$ 35,929,562
Oakley Creekside Park Restoration	170,508	140,626	100,559	-	-
American Rescue Plan Act (ARPA)	566,119	569,833	2,339,200	6,702,270	1,516,464
Parks Landscaping Assessment (LLAD ZN 1)	1,532,619	1,540,644	1,763,008	2,383,076	3,373,799
Lighting Assessment District (LLAD ZN 2)	425,734	447,235	589,973	519,980	628,749
Agricultural Preservation	-	-	-	-	-
Downtown Revitalization	180,478	196,048	161,225	170,346	198,596
Gas Tax	664,533	1,049,879	904,952	2,332,499	1,347,229
Gas Tax - RMRA SB1	1,037,164	1,104,856	799,831	2,278,754	1,486,208
Stormwater NPDES	743,845	695,506	798,996	514,013	550,702
Measure J	122,197	443,444	2,239,904	652,738	1,515,343
Police P-6 Assessment District	6,341,613	7,265,759	7,783,769	8,105,000	8,455,505
Supplemental Law Enforcement (SLEF)	160,735	165,948	188,833	185,500	185,400
OTS Police Grant	11,727	-	24,800	33,276	16,724
Officer Wellness & Mental Health Grant	-	-	9,205	19,575	-
Sports Field Maintenance	19,606	622	25,553	22,779	32,485
Vintage Parkway (LLAD ZN 3-1)	69,758	59,430	64,230	79,008	81,206
Oakley Ranch (LLAD ZN 3-2)	29,429	29,654	33,476	31,799	40,534
Empire (LLAD ZN 3-3)	3,884	3,937	3,991	4,770	4,924
Oakley Town Center (LLAD ZN 3-4)	7,388	7,926	7,908	11,366	10,743
Oak Grove (LLAD ZN 3-5)	23,404	19,925	20,520	28,540	26,909
Laurelwood/Luna Estates (LLAD ZN 3-6)	6,140	5,944	6,216	7,769	7,244
South Forty (LLAD ZN 3-7)	8,151	8,256	12,239	9,806	9,215
Claremont (LLAD ZN 3-8)	10,602	10,520	11,861	7,679	13,179
Gateway (LLAD ZN 3-9)	22,160	19,036	21,138	18,561	26,405
Countryside-Village Green (LLAD ZN 3-10)	3,526	3,475	3,689	3,164	4,229
Country Fair-Meadow Glen (LLAD ZN 3-11)	8,888	9,367	7,701	13,924	9,176
California Sunrise (LLAD ZN 3-12)	2,791	2,800	1,908	3,653	2,417
California Visions-Laurel (LLAD ZN 3-13)	9,760	8,890	9,873	12,201	11,916
Claremont Heritage (LLAD ZN 3-14)	10,389	9,307	9,976	18,276	12,000
Country Fair-Meadow Glen II (LLAD ZN 3-15)	115,025	124,650	127,267	122,649	143,864
Sundance (LLAD ZN 3-16)	8,148	8,286	9,316	8,961	10,051
CA Jamboree-Laurel Anne (LLAD ZN 3-17)	112,777	121,706	110,783	201,595	124,593
Country Place (LLAD ZN 3-18)	43,279	46,983	51,246	46,491	54,753

OAKLEY CALIFORNIA

Expenditure Summary By Fund

Fiscal Year 2025/26

	2021/22 Actual	2022/23 Actual	2023/24 Actual	2024/25 Projected	2025/26 Proposed
Laurel Crest (LLAD ZN 3-19)	162,496	175,298	184,085	199,311	227,532
Marsh Creek Glen (LLAD ZN 3-20)	71,059	55,676	76,679	314,019	73,309
Quail Glen (LLAD ZN 3-21)	23,781	33,745	43,929	37,987	36,458
Cypress Grove (LLAD ZN 3-22)	312,662	423,655	436,249	315,896	299,863
South Oakley (LLAD ZN 3-23)	451,905	370,554	415,354	482,077	483,752
Stone Creek (LLAD ZN 3-24)	20,640	22,643	44,797	73,269	25,827
Magnolia(LLAD ZN 3-25)	830,035	626,645	831,288	950,179	1,827,981
Summer Lake (LLAD ZN 3-26)	479,587	397,183	554,151	581,802	398,796
General Capital Projects	2,367,946	3,330,818	3,485,237	7,325,486	27,316,295
Traffic Impact Fee	1,100,760	2,243,163	1,438,445	16,751,015	2,011,662
Park Impact Fee	159,812	832,807	637,198	5,360,220	1,561,317
Public Facilities Impact Fee	728,911	1,096,062	1,133,325	1,204,844	702,443
Fire Impact Fee*	658,536	202,374	136,023	-	-
Special Community Projects	-	-	-	4,559,836	-
2021 Refunding Assessment Bond CIP	55,090	56,010	-	825,538	16,771
2014 Refunding Assessment Bond CIP	-	-	-	1,225,538	16,771
Main Street	1,418,839	773,992	101,466	-	370,000
Street Maintenance Rehabilitation Fund	2,558,152	162,392	2,944,813	8,828,493	2,352,931
Developer Deposits	1,330,217	1,369,542	1,286,308	1,377,446	1,308,029
Debt Service	671,670	674,622	676,888	676,905	681,480
Stormwater Citywide (CFD)	2,059	1,785	8,684	4,691	4,501
Fire Protection (CFD 2018-1)	245,945	307,144	336,790	305,605	411,695
Emerson Ranch Parks/Streetlighting (CFD-2015-1)	141,851	149,306	149,953	243,937	115,935
Emerson Ranch Neighborhood (CFD-2015-1)	136,394	180,366	119,354	239,575	110,596
Emerson Ranch Stormwater (CFD-2015-1)	254,325	299,232	356,064	354,606	319,195
Prescott Landscaping (CFD-2015-1)	17,671	17,520	22,412	22,890	20,849
Prescott Stormwater (CFD-2015-1)	32,677	8,160	9,102	28,356	8,626
Doyle Rd. Landscaping (CFD-2015-1)	1,572	1,556	1,387	1,321	623
Bella Estates Landscaping (CFD-2015-1)	1,572	1,557	1,387	1,531	661
Quicksilver Landscaping (CFD-2015-1)	2,272	2,257	1,787	823	488
7-11/Self Storage Landscaping (CFD-2015-1)	2,272	2,257	2,087	1,374	528
Aspen Place Landscaping (CFD-2015-1)	9,080	9,190	8,648	8,506	9,006
Aspen Lane Landscaping (CFD-2015-1)	8,404	9,085	8,313	14,504	11,091
Duarte Ranch Landscaping (CFD-2015-1)	73,049	73,946	70,199	70,706	75,969
Duarte Ranch Stormwater (CFD-2015-1)	20,398	23,446	26,764	24,932	21,039

OAKLEY CALIFORNIA

Expenditure Summary By Fund

Fiscal Year 2025/26

	2021/22 Actual	2022/23 Actual	2023/24 Actual	2024/25 Projected	2025/26 Proposed
Nature Properties Landscaping (CFD-2015-1)	4,078	4,063	3,393	5,836	1,015
Chevron Laurel & O'Hara Landscaping (CFD-2015-1)	2,275	2,259	2,189	3,185	726
Cypress Grove (CFD #1)	423,091	397,337	1,659,232	359,799	281,513
Gilbert Property Landscaping (CFD-2015-1)	332,415	526,396	348,161	575,642	368,395
Gilbert Property Stormwater (CFD-2015-1)	173,349	217,685	269,994	327,319	306,971
Contra Costa Logistics Center (CFD 2020-1)	3,500	7,500	19,864	40,657	26,992
Regional Park (CFD)	54,199	12,309	4,330	28,041	113,104
Vintner View Landscaping (CFD-2015-1)	-	1,007	7	5,273	1,317
Reclamation District 799 (CFD-2022-2)	-	-	423,841	436,556	448,336
Brownstone Landscaping (CFD-2015-1)	-	-	15	655	624
Honey Creekside Landscaping (CFD-2015-1)	-	-	-	774	649
McDonald's & Quick Quack Landscaping (CFD-2015-1)	-	-	-	517	519
Machado Lane Landscaping (CFD-2015-1)	-	-	-	1,832	1,243
Sellers Avenue Landscaping (CFD-2015-1)	-	-	-	562	553
Rosewood Estates Landscaping (CFD2015-2)	-	-	-	-	789
Rosewood Estates Storm (CFD2015-2)	-	-	-	-	211
Oakley Shop Laurel Storm(CFD2015-2)	-	-	-	-	601
Summerlake North Neighborhood (CFD2022-2)	-	-	-	-	3,135
AD 2004-1 Debt Service Fund	12,505,353	932,925	922,265	1,163,996	1,330,484
AD 2006-1 Debt Service Fund	765,688	648,249	649,579	744,381	853,499
Fleet Maintenance and Replacement ISF	282,484	385,856	523,908	962,084	533,648
Facilities Maintenance and Replacement ISF	282,336	719,883	373,070	303,010	1,032,730
Technology Maintenance and Replacement ISF	134,089	212,243	661,620	792,326	996,251
Tax Increment Housing	7,243	28,718	50,539	20,000	20,000
Total Expenditure	$ 68,100,417	$ 65,424,734	$ 66,363,315	$ 126,424,304	$ 102,975,451

Please Note: The total for the All Funds Summary differs from the Revenue Summary by Fund and Expenditure Summary by Fund due to transfers between funds which can be recorded as revenue to some funds and expenditures to others.

This page intentionally left blank

POSITION ALLOCATION SUMMARY 2025/2026

City Manager's Department

	Position	FTE 2025/2026	FTE 2024/2025	Change in FTE
City Manager Division	City Manager	1.00	1.00	-
	Assistant City Manager	1.00	1.00	-
	Total Division	2.00	2.00	-
City Clerk Division	City Clerk	1.00	0.85	0.15
	Paralegal	-	0.15	(0.15)
	Deputy City Clerk	-	1.00	(1.00)
	Administrative Assistant	1.00	-	1.00
	Office Assistant	1.00	1.00	-
	Total Division	3.00	3.00	-
IT Division	IT Manager	1.00	1.00	-
	Total Division	1.00	1.00	-
Econ Dev. Division	Economic Development Analyst	1.00	1.00	-
	Total Division	1.00	1.00	-
	Total City Manager's Department	7.00	7.00	-

POSITION ALLOCATION SUMMARY 2025/2026

Administrative Services Department

	Position	FTE 2025/2026	FTE 2024/2025	Change in FTE
Human Resources Division	Administrative Services Director	0.40	0.40	-
	Human Resources Manager	1.00	1.00	-
	Administrative Technician	0.50	0.50	-
	Total Division	1.90	1.90	-
Finance Division	Administrative Services Director	0.40	0.40	-
	Finance Manager	1.00	1.00	-
	Accountant	1.00	1.00	-
	Payroll Specialist	1.00	1.00	-
	Accounting Technician	1.00	1.00	-
	Administrative Technician	0.50	0.50	-
	Total Division	4.90	4.90	-
Recreation Division	Administrative Services Director	0.20	0.20	-
	Recreation Manager	1.00	1.00	-
	Recreation & Events Coordinator	1.00	1.00	-
	Assistant Recreation & Events Coordinator	1.00	1.00	-
	Office Assistant	1.00	1.00	-
	Senior Recreation Leader	1.90	0.95	0.95
	Recreation Leader/Recreation Aide	varies	varies	-
	Total Division	6.10	5.15	0.95
Total Administrative Services Department		12.90	11.95	0.95

POSITION ALLOCATION SUMMARY 2025/2026				
Community Development Department				
	Position	**FTE 2025/2026**	**FTE 2024/2025**	**Change in FTE**
Building Division	Community Development Director	0.40	0.40	-
	Chief Building Official	0.50	0.50	-
	Senior Permit Technician	1.00	1.00	-
	Permit Technician	1.00	1.00	-
	Building Inspector	2.00	2.00	-
	Administrative Assistant	0.40	0.40	-
	Total Division	5.30	5.30	-
Planning Division	Community Development Director	0.40	0.40	-
	Planning Manager	-	1.00	(1.00)
	Senior Planner	1.00	-	1.00
	Associate Planner	1.00	1.00	-
	Administrative Assistant	0.40	0.40	-
	Total Division	2.80	2.80	-
Code Enforcement Division	Community Development Director	0.20	0.20	-
	Chief Building Official	0.50	0.50	-
	Code Enforcement Officer	1.00	1.00	-
	Code Enforcement Technician	2.00	2.00	-
	Administrative Assistant	0.20	0.20	-
	Total Division	3.90	3.90	-
	Total Community Development Department	12.00	12.00	-

POSITION ALLOCATION SUMMARY 2025/2026

Public Works Department

	Position	FTE 2025/2026	FTE 2024/2025	Change in FTE
Engineering Division	Public Works Director/City Engineer	1.00	1.00	-
	Engineering Manager	1.00	1.00	-
	Associate Engineer	-	1.00	(1.00)
	Senior Civil Engineer	1.00	-	1.00
	Project Manager	-	-	-
	Public Works Inspector	1.00	1.00	-
	Engineering Technician	-	1.00	(1.00)
	Assistant Engineer	1.00	-	1.00
	Administrative Supervisor	1.00	1.00	-
	Administrative Assistant	0.50	0.50	-
	Total Division	6.50	6.50	-
Facilities Division	Public Works Manager	0.30	0.30	-
	Facilities Maintenance Worker	-	1.00	(1.00)
	Public Works Maintenance Foreman	1.00	-	1.00
	Custodian	2.00	2.00	-
	Total Division	3.30	3.30	-

POSITION ALLOCATION SUMMARY 2025/2026

Public Works Department

	Position	FTE 2025/2026	FTE 2024/2025	Change in FTE
Parks Division	Public Works Manager	0.35	0.35	-
	Public Works Foreman	1.00	1.00	-
	Park Ranger	1.00	1.00	-
	Public Works Maintenance Worker	5.00	5.00	-
	Administrative Assistant	0.50	0.50	-
	Total Division	7.85	7.85	-
Streets Division	Public Works Manager	0.35	0.35	-
	Public Works Foreman	1.00	1.00	-
	Public Works Maintenance Worker	1.00	1.00	-
	Total Division	2.35	2.35	-
	Total Public Works Department	20.00	20.00	-

POSITION ALLOCATION SUMMARY 2025/2026

Police Department

	Position	FTE 2025/2026	FTE 2024/2025	Change in FTE
Sworn Division	Police Chief	1.00	1.00	-
	Lieutenant	2.00	2.00	-
	Sergeant	7.00	7.00	-
	Police Officer	32.00	32.00	-
	Total Division	42.00	42.00	-
Non-Sworn & Records Division	Police Services Assistant	3.48	3.48	-
	Property & Evidence Technician	1.00	1.00	-
	Records Supervisor	1.00	1.00	-
	Police Records Assistant	2.00	2.00	-
	Administrative Technician	1.00	1.00	-
	Total Division	8.48	8.48	-
	Total Police Department	50.48	50.48	-

POSITION ALLOCATION SUMMARY 2025/2026

Elected Officials and Contract Employees

	Position	FTE 2025/2026	FTE 2024/2025	Change in FTE
City Council Elected	Mayor	1.00	1.00	-
	Vice-Mayor	1.00	1.00	-
	Council Member	3.00	3.00	-
	Total Elected	5.00	5.00	-
City Attorney Contract	City Attorney	0.25	0.25	-
	Assistant City Attorney	0.25	0.25	-
	Total Contract	0.50	0.50	-
IT Contract	Network Engineer	1.00	1.00	-
	Total Contract	1.00	1.00	-
	Total Elected and Contract	6.50	6.50	-

Total City Employees	102.38	101.43	0.95
Total Elected Officials	5.00	5.00	-
Total Contract	1.50	1.50	-
Grand Total	108.88	107.93	0.95

This page intentionally left blank

Defined Benefit Retirement Plan - The City participates in the California Public Employees' Retirement system (CalPERS) and provides the following benefit formulas, with the formula designation depending on the hire date and prior CalPERS service of the employee:

Miscellaneous Employees

- Classic Tier 1: 2.5% @ 55, highest single year, if hired before October 18, 2010
- Classic Tier 2: 2.0% @ 60, highest single year, if hired on or after October 18, 2010
- PEPRA Tier 3: 2.0% @ 62, average 3-year final compensation, if hired on or after January 1, 2013

Safety

- PEPRA 2.7% @ 57, average 3-year final compensation, all sworn personnel.

For employees that are currently active in CalPERS, the City does NOT participate in Social Security, except for the mandatory 1.45% payroll deduction for Medicare.

Health and Welfare – The City offers numerous plans including both HMO and PPO plans with the City currently providing up to $2,060 per month for family coverage (will change to $2,185 in December of 2025) or up to $1,235 for employee only coverage to be used toward the premium for health insurance coverage.

If an employee has existing group coverage, they can receive $400 as cash-in-lieu.

Dental and Vision coverage for employees and family is paid for by the City.

Medical Trust – Sworn employees receive a contribution of $450 per month toward their Medical Trust with Peace Officers Research Association of California (PORAC).

All non-sworn employees receive a contribution of $50 per pay period toward a retiree health savings plan.

Deferred Compensation – 457 and 401a plans available, including a City match of employee's contributions (up to 1% of base salary) for general staff.

Holidays – 14 scheduled holidays

Vacation – Accrual of 80 hours per year initially and incrementally increasing up to 200 hours per year after 15 years of service (accrued with each pay period).

Management Leave – 96 hours per year (for salaried employees only)

Sick Leave – 96 hours per year (accrued with each pay period)

Wellness Leave – 24 hours per year (accrued in January Each year for general staff)

Life Insurance - If an employee's death occurs while covered under this plan, the employee's designated beneficiary will receive a benefit of $100,000. The City of Oakley pays for this benefit premium. Additional life insurance benefit amounts (over $100,000) are available, but premiums are paid for solely by the employee.

Long Term Disability –Insurance provides income protection in the event of a disability. The plan pays 2/3's of the employee's salary up to a maximum monthly benefit of $6,667. This is a City paid benefit for all general staff.

Flexible Spending Accounts – Tax deferred options for dependent care, health care, and commuter expenses are offered.

Wellness – Gym or physical fitness premiums for employee only can be reimbursed, up to $35 per month.

Tuition Reimbursement – Employees have up to $2,500 per fiscal year available to cover tuition and book costs to continue their education at an institution accredited by the Western Association of Schools and Colleges.

OAKLEY
CALIFORNIA

Employee Benefits

Fiscal Year 2025/26

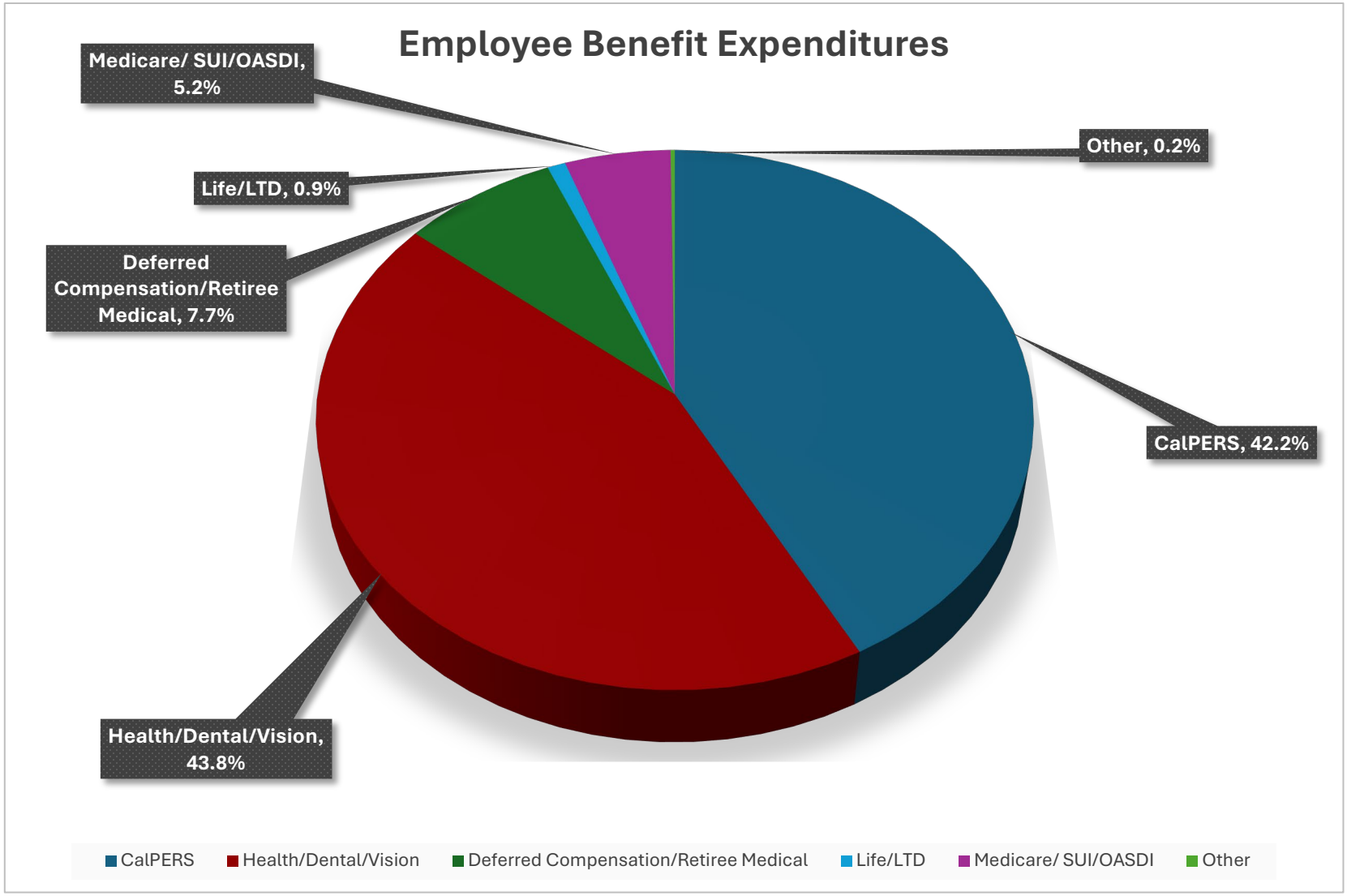

This page intentionally left blank

OAKLEY
CALIFORNIA

General Fund Budget Overview

Fiscal Year
2025/26

The Proposed General Fund Operational Budget for Fiscal Year 2025/26 is balanced, with $33,587,540 of expected revenues and $32,614,574 of recurring expenditures. This includes on-going transfers to streets capital projects and the storm water fund that state mandate costs are no longer in line with revenues received. This transfer totals $2,364,728 and is allocated as follows: $2,249,728 to streets and $115,000 to the storm water fund. There is a proposed transfer of funds of $2,500,000 from the capital reserve that is not considered recurring and therefore accounted for in one-time expenditures. Total proposed General Fund Expenditures, including one-time transfers to other funds is $35,929,562 and is $2,342,022 more than projected revenues intended to come from fund balance.

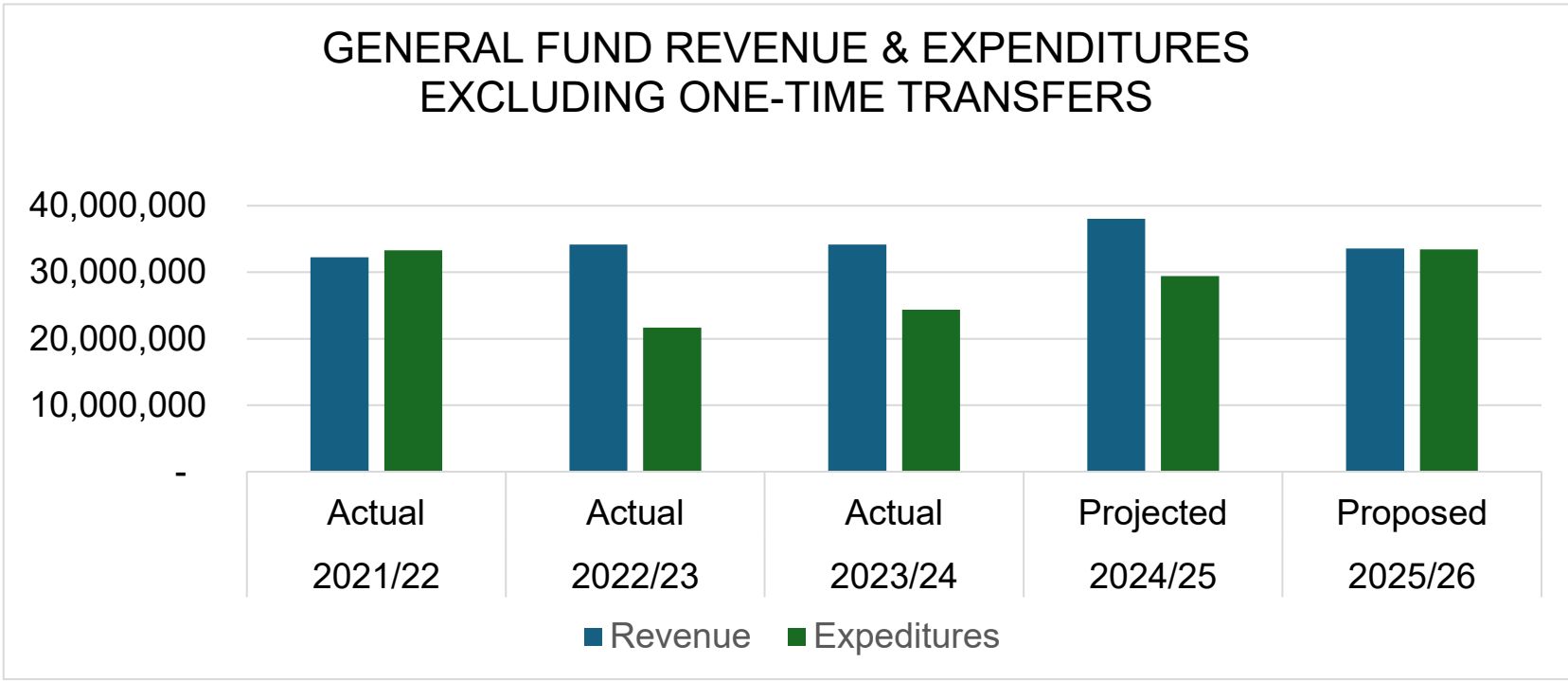

As depicted in the chart above, total General Fund revenues exceed total expenditures. With substantial contributions into capital projects in Fiscal Year 2022/23 through Fiscal Year 2025/26, expenditures were budgeted to exceed revenues, with a planned use of fund balance. As revenues continued to exceed expectations, you can see this was not the case. For Fiscal Year 2025/26, there is another planned use of fund balance for the General Fund in the amount of $2,500,000 allocated to the City Hall Remodel Project and CIP 334, 335 and 336 for Cypress and Sellers Road. As this is a one-time expenditure, it is not included in the chart above.

OAKLEY CALIFORNIA

General Fund Proposed Budget

Fiscal Year 2025/26

	2021/22 Actual	2022/23 Actual	2023/24 Actual	2024/25 Projected	2025/26 Proposed
REVENUES					
Property Tax	$ 8,270,514	$ 9,760,239	$ 10,408,265	$ 10,515,000	$ 10,979,526
Sales Tax	3,245,824	3,259,906	3,146,621	3,050,000	3,251,906
Franchise Tax	2,285,074	2,543,591	2,602,129	2,688,634	2,570,000
Other Taxes	935,807	588,389	605,684	521,000	570,000
Total Taxes	**14,737,219**	**16,152,125**	**16,762,698**	**16,774,634**	**17,371,432**
Interfund Charges For Services	9,544,106	11,024,124	11,571,272	12,365,142	12,847,738
Developer Fees	3,706,657	2,700,779	1,510,131	1,546,200	1,770,828
Intergovernmental Revenues	179,378	347,344	321,905	330,384	364,199
Business Licenses	189,699	100,566	327,862	125,000	125,000
Other Revenue	808,930	1,046,685	1,832,354	6,074,414	683,343
Other Financing Sources	(683,526)	876,671	1,809,193	800,000	425,000
Total Revenue	**28,482,464**	**32,248,293**	**34,135,416**	**38,015,774**	**33,587,540**
EXPENDITURES					
City Council	138,174	69,440	77,220	98,537	128,473
City Attorney	358,280	370,432	345,167	460,521	362,000
City Manager	1,379,065	1,410,097	1,693,998	1,948,670	1,921,310
Administrative Services	1,939,779	2,074,787	2,696,282	3,185,812	3,472,402
Community Development	1,866,680	1,995,583	1,886,686	2,770,910	2,917,032
Police	10,590,530	11,967,380	13,488,375	15,358,517	16,924,582
Public Works	3,943,632	5,168,229	4,637,465	5,375,895	4,792,525
Non-Departmental	(1,642)	46,770	(456,521)	201,563	546,511
Land Purchases	-	-	-	-	-
Transfers Out	5,621,000	9,577,974	2,290,323	14,288,200	4,864,728
Total Expenditures	**25,835,498**	**32,680,692**	**26,658,996**	**43,688,626**	**35,929,562**
Net Revenue (Expenditures)	**2,646,966**	**(432,399)**	**7,476,421**	**(5,672,852)**	**(2,342,022)**
Emergency Reserve*	5,167,100	8,894,792	7,820,955	9,527,075	9,784,372
Unassigned Fund Balance*	**7,461,082**	**1,238,842**	**8,447,849**	**1,597,185**	**1,497,865**

Fiscal Year 2024/25 & 2025/26 are based on estimates from the 10 year plan.

This page intentionally left blank

General Fund Revenue Analysis

General Fund revenues for Fiscal Year 2024/25 are projected to be approximately $3.8 million or 11% higher than actual revenue for Fiscal Year 2023/24. This increase is largely due to the sale of property revenue in 2024/2025 as well as interest income coming in higher than anticipated.

Fiscal Year 2025/26 revenues are projected to be $33.5 million, which is fairly flat when excluding the large sale of property in fiscal year 2024/25. This is primarily due to the increase in property tax, but an expected decrease to sales tax and franchise fees. As interest rates remain high, we are still uncertain about the current economy, therefore we have remained fairly conservative, estimating many revenues to remain flat or estimating a slight decrease to be more in line with historical actuals.

Despite the uncertainties in the economy, our General Fund remains strong and continues to see larger increases than those surrounding us in property taxes. We are also receiving significant increases in our Police Service Assessment Revenue. While this revenue is not recorded in the general fund, it does offset our police service expenditures through our interfund charges revenue. Lastly, we have experienced significant revenue growth in investment interest. We utilize investments through pooled programs, some short-term and others more long-term, in order to earn interest on our money. In Fiscal Year 2024/25 interest has been as high at 4% which is a significant increase from the last three to five years. While we kept our budget conservative, unsure of what will happen in the economy, it still provides revenue we have not seen in the past.

OAKLEY
CALIFORNIA

General Fund Major Revenue Sources

Fiscal Year 2025/26

As can be seen in the graph below, the City's largest projected General Fund Revenue for Fiscal Year 2025/26 are Interfund Charges and Property Taxes. These two revenue sources are projected to bring in 71% of General Fund Revenue. Combined, Sales Tax and Franchise Fees make up another 18%, Developer Fees are 5% and Other Revenues and Taxes make up the remaining 6% of the General Fund revenue projections. Each of these revenues is discussed in further detail, on the following pages.

Proposed General Fund Revenue
Fiscal Year 2025/26

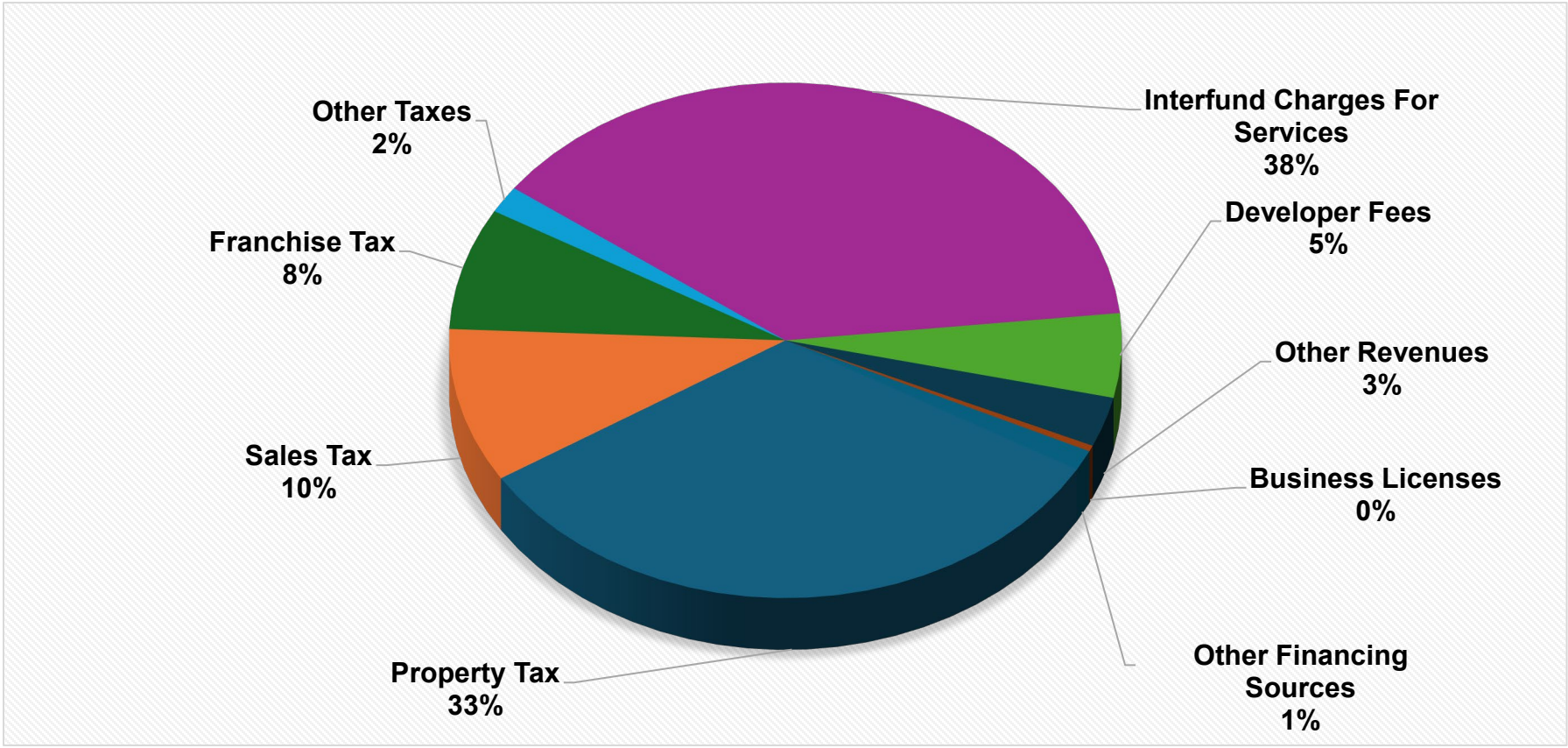

OAKLEY CALIFORNIA

Interfund Charges for Service

Fiscal Year 2025/26

Interfund Charges for Services is the largest revenue source for the City of Oakley. 38% of total Fiscal Year 2025/26 General Fund proposed revenues are made up of these cost recoveries for activities funded by impact fees, developer application fees, special taxes, assessments and other special purpose revenues. For Fiscal Year 2025/26, estimated Interfund Charges total approximately $8.6 million for Police Services, $1.1 million for Engineering Services, $1.6 million for Parks Maintenance Services, $500,000 for Public Works Maintenance, $900,000 for Contractors, and $130,090 in total for Legal, Planning and Other Services, combined. Total Interfund Charges are projected to increase just under $500,000 or 4% in Fiscal Year 2025/26 up to $12.8 million, compared to an estimated $12.3 in Fiscal Year 2024/25. This increase is largely due to an increase in Police Services related to new development.

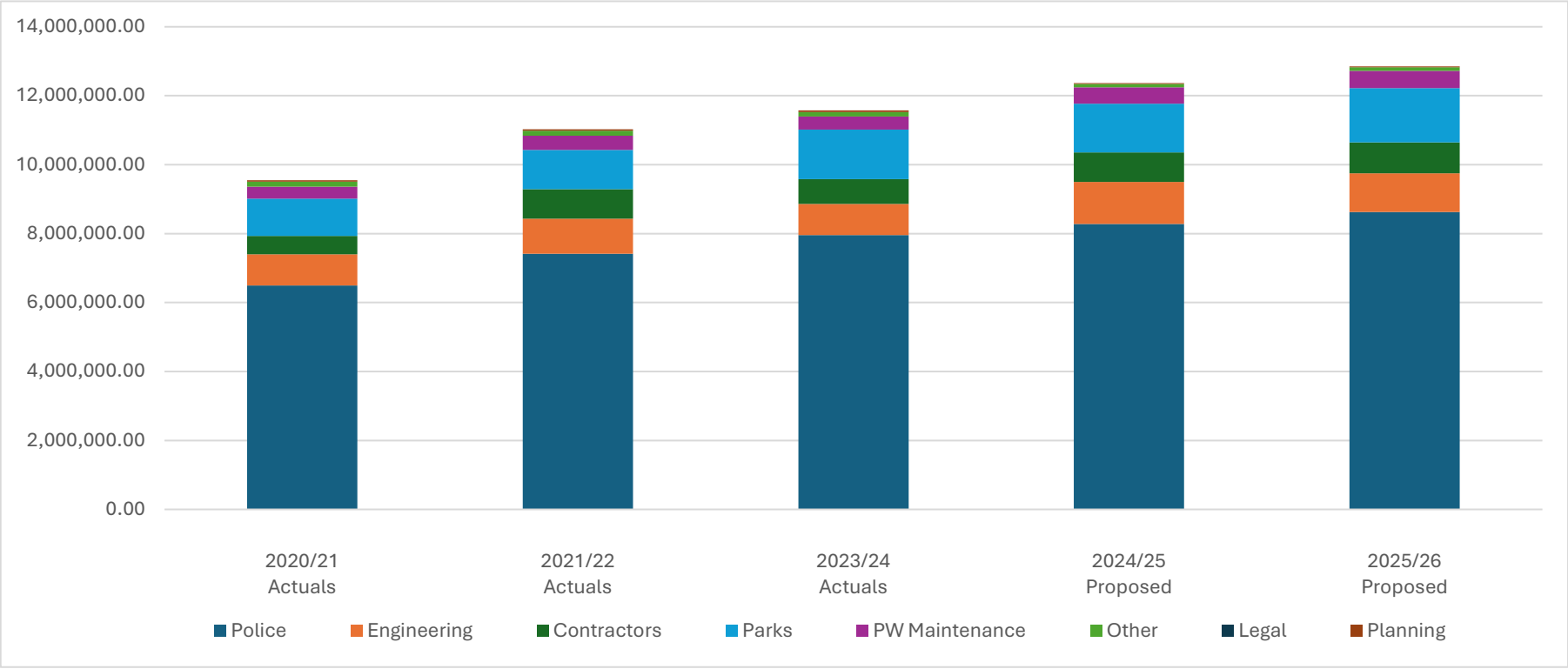

OAKLEY
CALIFORNIA

Property Taxes

Fiscal Year
2025/26

The City receives two significant types of property taxes: The City's share of the 1% Property Taxes collected by the County. and the Property Tax In Lieu Of Vehicle License Fees. Both are driven primarily by changes in assessed values. Estimates for Fiscal Year 2025/26 has an anticipated increase of 4% in the city-wide assessed values. The budget includes projected 1% Property Taxes of $5,480,243, which also includes residual property taxes from the former redevelopment agency and Property Taxes In Lieu Of Vehicle License Fees of $5,499,283. City staff considers a 4% increase to be conservative projections, as our property tax auditors have estimated a 4.5%-5.5% increase on current properties only. Anticipated new property taxes will increase these estimates further. The City utilizes the services of HdL Companies for our Property Tax projections and audits.

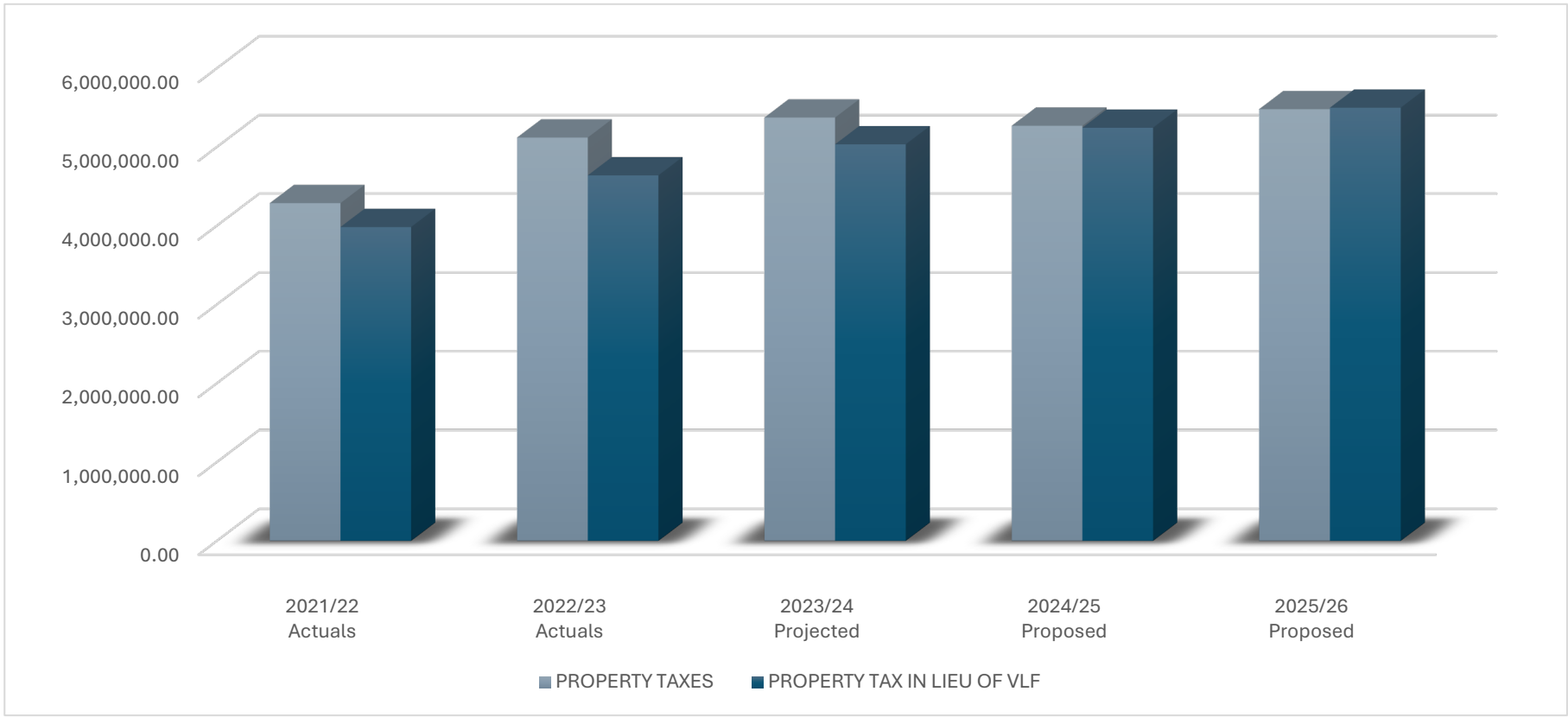

OAKLEY CALIFORNIA

Sales Tax

Fiscal Year 2025/26

The City receives a share of sales taxes when the point of sale is located in the City. While the City does not yet have a large commercial base, business activity is expected to grow over time and these revenues will increase. For fiscal year 2025/26, the estimated Sales Tax revenues are $3,251,906, is higher than the prior year as it anticipates the Oakley Shops anchored by Safeway coming online towards the end of the calendar year. Without the addition of new businesses, sales tax would be estimated to remain flat, if not decrease slightly. With the uncertainties in the market, estimates remain conservative. The City utilizes the services of HdL Companies for our Sales Tax projections and audits.

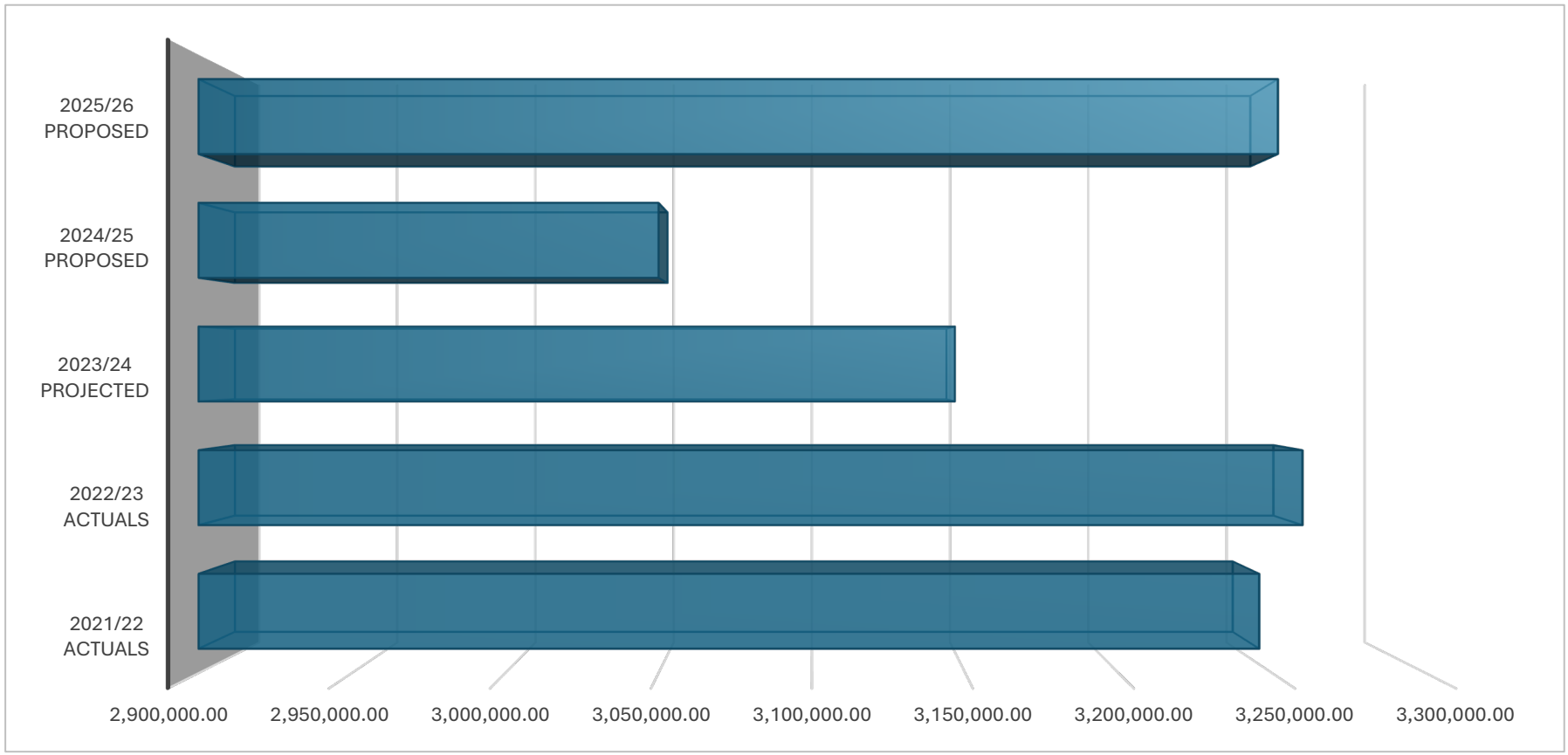

OAKLEY CALIFORNIA

Intergovernmental Revenue

Fiscal Year 2025/26

The City receives revenue from various other governmental agencies in the form of grants, motor vehicle tax, school resource officer reimbursements, recycling grants and administrative charges. Total projected Intergovernmental Revenues for Fiscal Year 2025/26 is $566,093, which is about $124,000 more than is estimated for Fiscal Year 2024/25. This increase is mostly related to the increase in reimbursement for school resources officers. In FY 2024/25 a new SRO was added to the middle schools therefore doubling what is received from the district.

OAKLEY
CALIFORNIA

Franchise Fee

Fiscal Year
2025/26

The City collects Utility Franchise Fees related to pipelines, electricity, cable, and garbage. Total budgeted Franchise Fees for Fiscal Year 2025/26 are $2,570,000, with $25,000 from pipelines, $515,000 from electricity, $350,000 from cable, and $1,680,000 from Garbage Franchise Fees. This is a decrease of approximately $120,000 as we continue to see a decrease to the cable franchise fee.

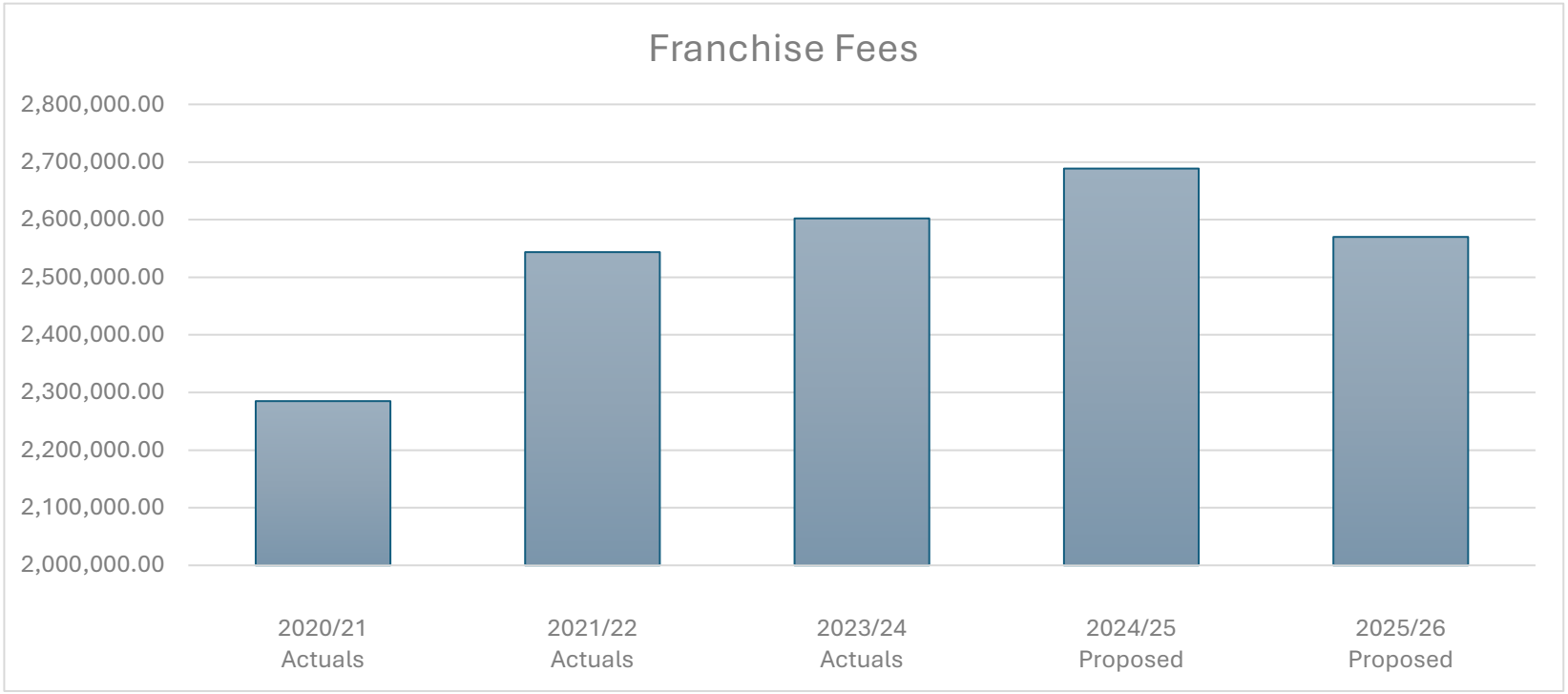

Other Taxes

In addition to the above-mentioned Taxes, the City collects a Transient Occupancy (Hotel) Tax at a rate of 10%, Property Transfer Taxes, and Business License Taxes, which are all grouped into the category of "Other Taxes". For Fiscal Year 2025/26, total Other Taxes are estimated to be approximately $575,000, which is an increase of $50,000 compared to fiscal year 2024/25. This increase is primarily due to estimated increases in the property tax transfer revenue that has continued to increase each year.

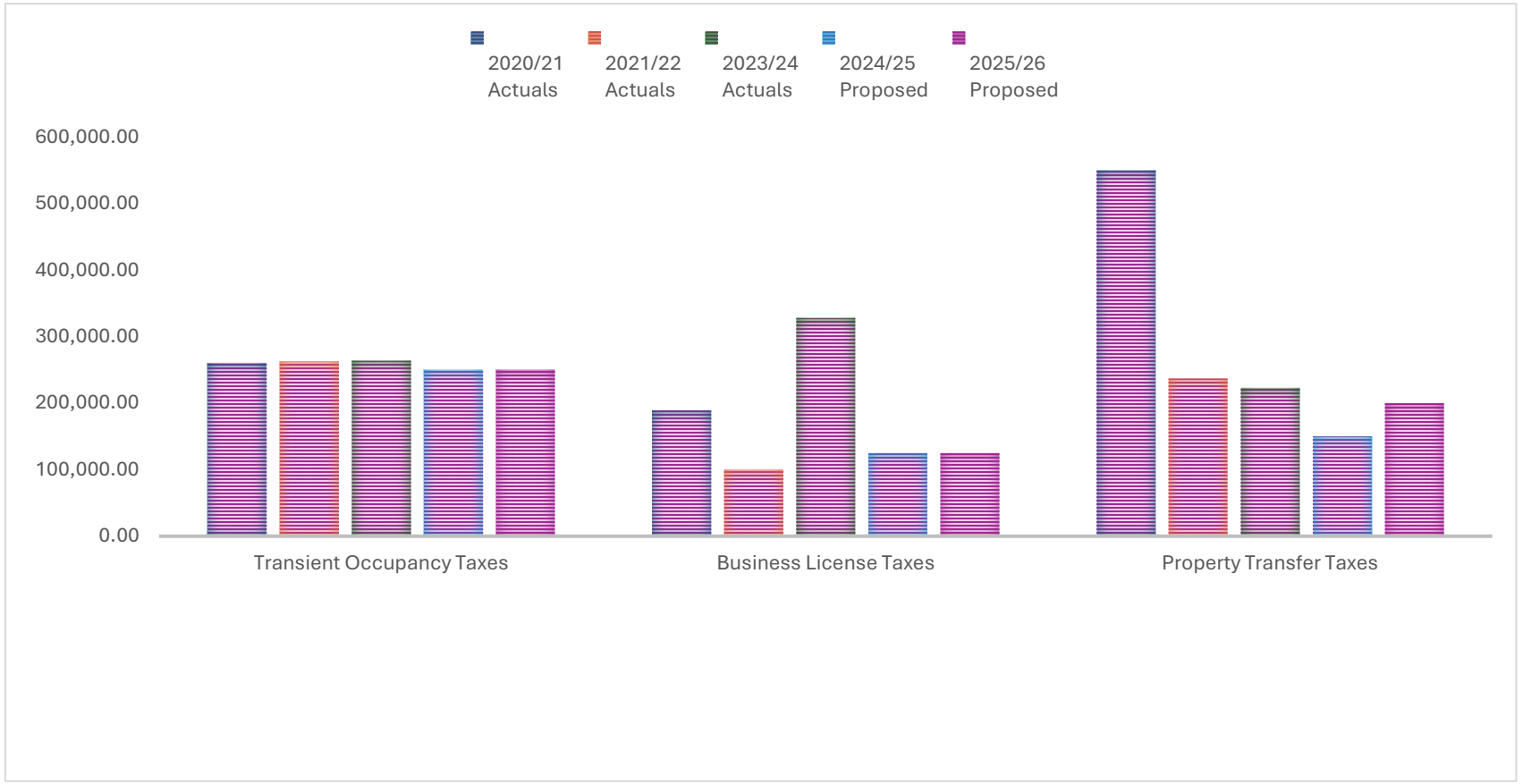

OAKLEY CALIFORNIA

Development Fees

Fiscal Year 2025/26

Development Fees consist primarily of building permits, plan review, and administrative fees. Fiscal Year 2020-2021 was an exceptional year, with total actual Development Fees of $4,701,000, up 128% from the prior year. This large increase was due to record home sales resulting from record low interest rates and people moving from big cities to more rural communities. With higher-than-normal interest rates in more recent years development has slowed considerably. Estimated Development Fees for Fiscal Year 2025/26 total $1.7 million which is a slight increase from the prior year. The Fiscal Year 2025/26 Budget projections for Development Fees are based on the addition of approximately 180 single-family housing units.

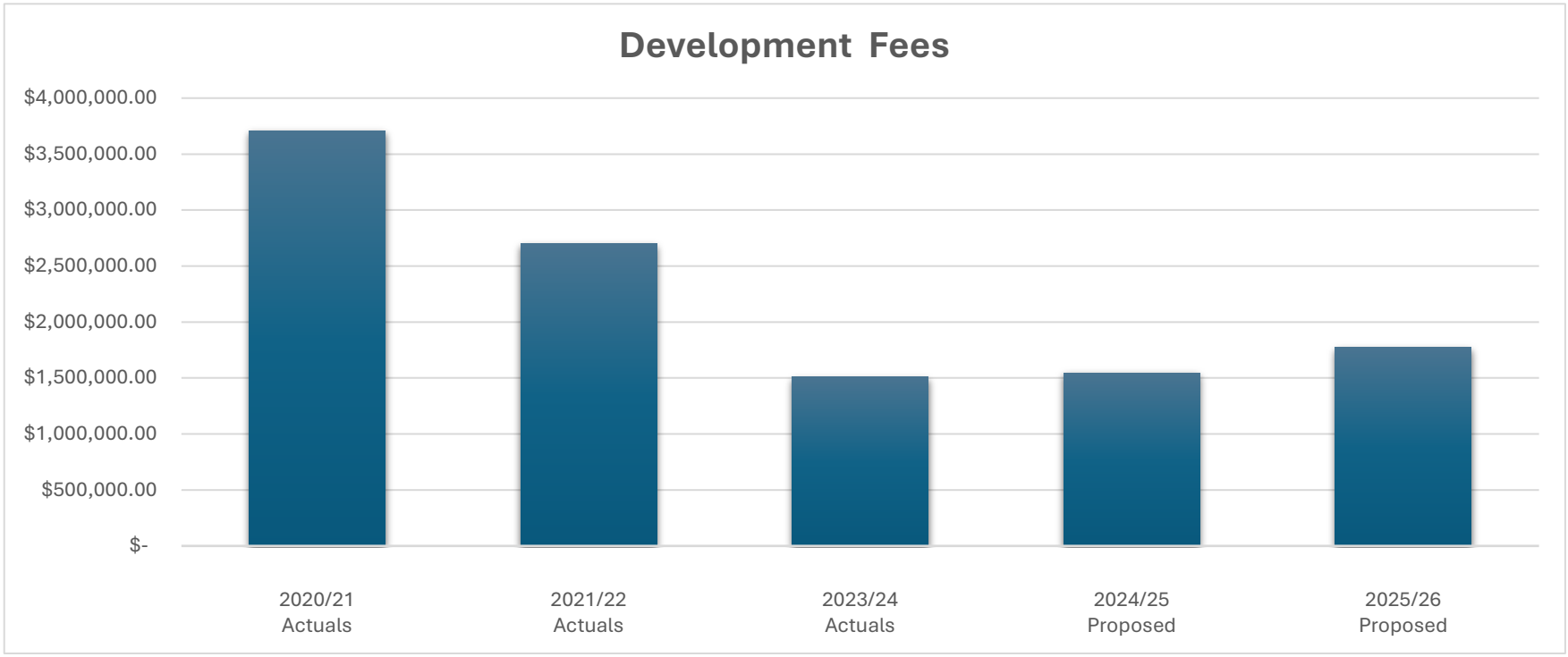

This page intentionally left blank

General Fund Expenditures

As can be seen in the table below, total General Fund expenditures for Fiscal Year 2025/26 amount to $35,929,562 which includes $4,864,728 of Transfers Out. As mentioned throughout this budget, $2,500,000 of the Transfers Out are one-time transfers to capital projects, while the other $2.3 million is considered to be recurring transfers out for streets and storm water.

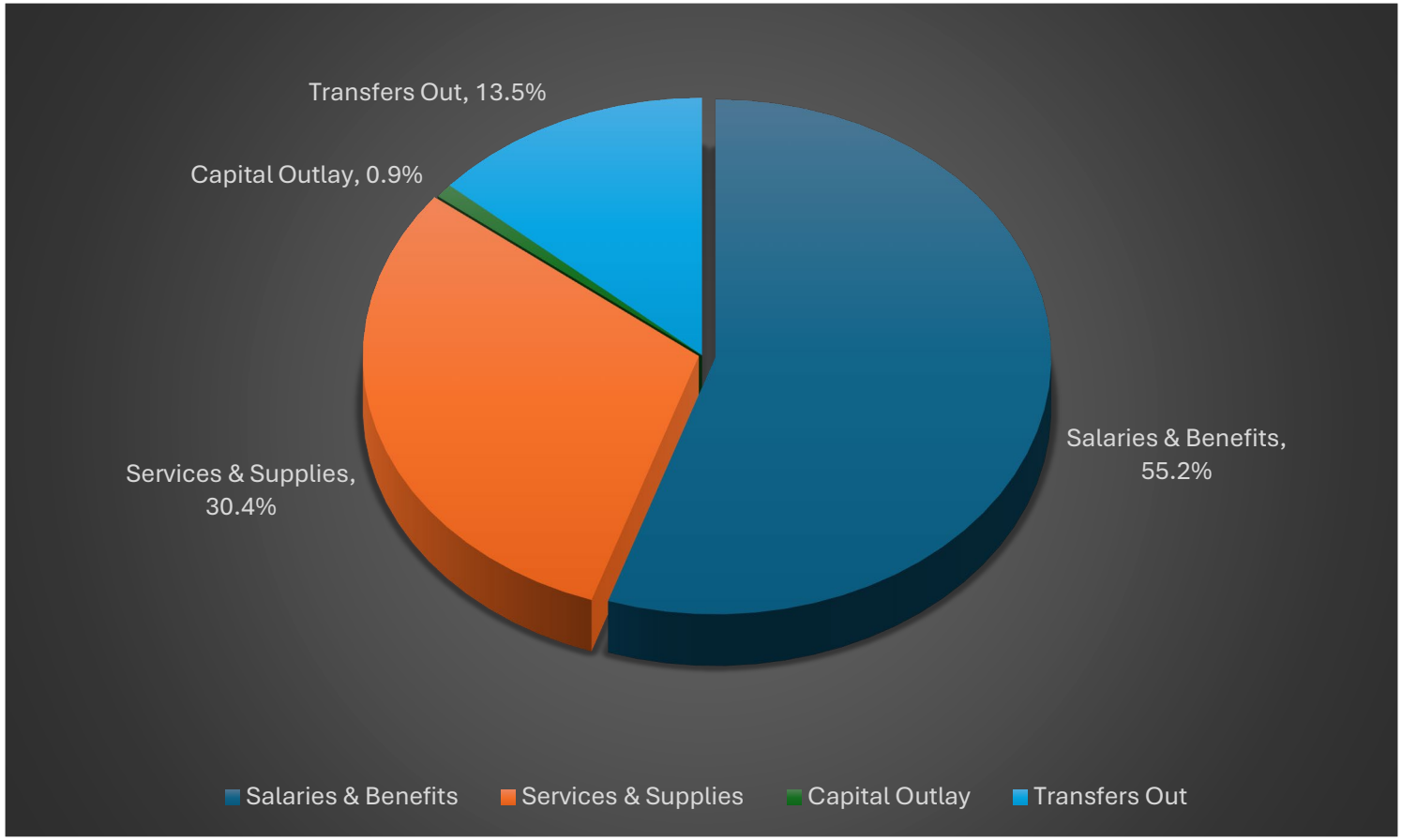

General Fund Expenditures

Salaries and Benefits remain consistent with prior year budgets and account for 55% and Services and Supplies account for 30% of General Fund Budget expenditures.

As depicted in the chart below, the Police Department Budget makes up 47% and Public Works makes up about 13% of the General Fund Budget. Transfers Out make up 13% of Proposed General Fund Expenditure. Each of the remaining departmental budgets is under 10% of the budget by comparison.

Expenditure detail by department can be seen on the department detail pages.

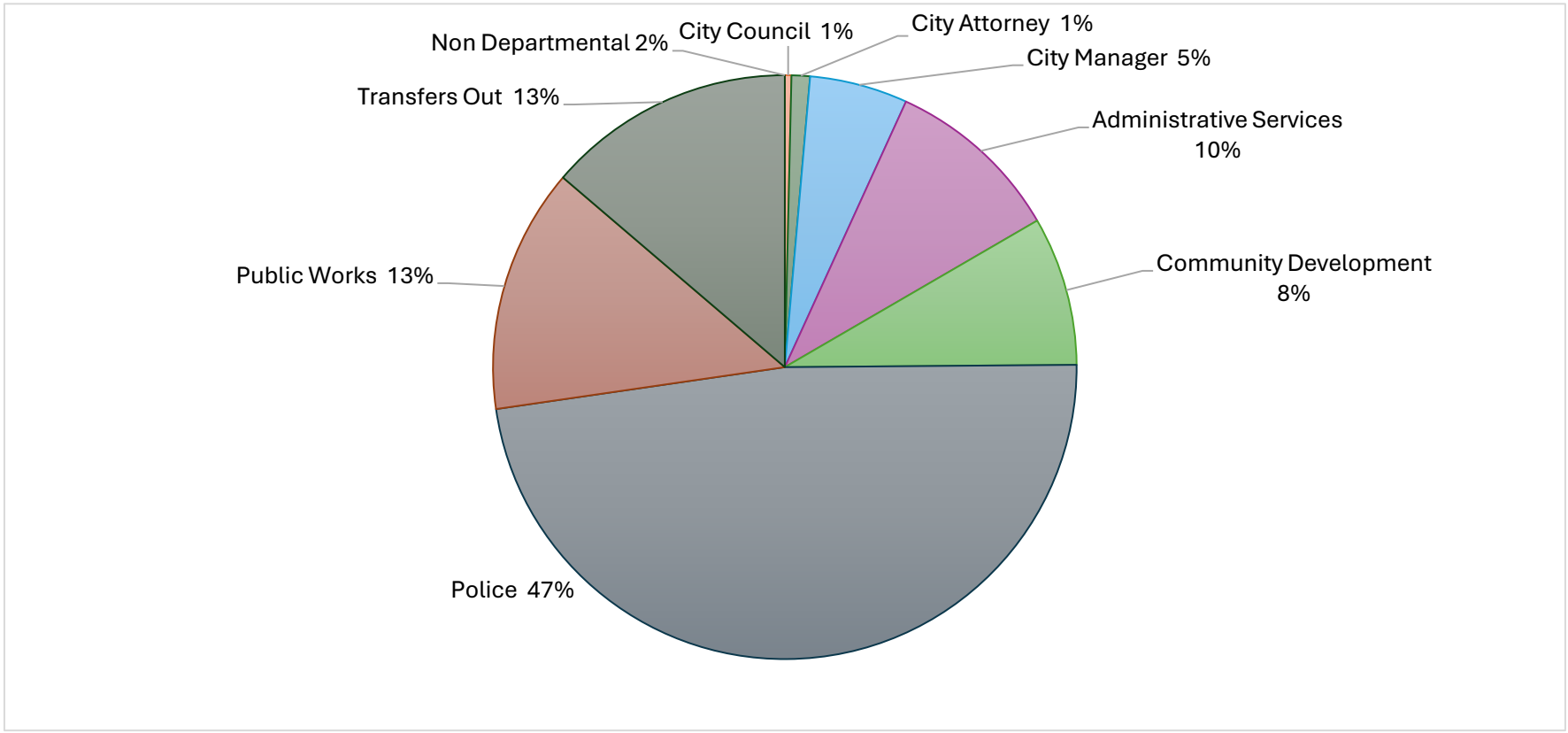

OAKLEY
CALIFORNIA

General Fund Expenditures

Fiscal Year 2025/26

Department	Salaries & Benefits	Services & Supplies	Capital Outlay	Transfers Out	Total
Animal Control		546,510			546,510
City Council	52,737	75,736			128,473
City Attorney	-	362,000	-		362,000
City Manager	742,250	352,562			1,094,812
City Clerk	386,171	123,476	2,500		512,147
Economic Development	173,412	133,839	7,100		314,351
Finance	802,195	394,814	1,500		1,198,509
Human Resources	387,101	251,858	2,000		640,959
Recreation	759,088	873,845			1,632,934
Building Permit	791,885	404,012	3,284		1,199,181
Planning	484,653	463,004			947,658
Code Enforcement	542,324	190,480	37,389		770,193
Police	11,096,606	5,619,975	208,000		16,924,582
Engineering	1,252,182	1,300,808	8,760		2,561,749
Facilities*	-	-	-		-
Public Works (Streets)	340,521	371,911	37,760		750,192
Parks	1,004,934	469,889	5,760		1,480,583
Non Departmental	1,004,720	(1,004,719)	-		1
Transfers Out	-	-	-	4,864,728	4,864,728
Total	19,820,780	10,930,000	314,053	4,864,728	35,929,562
	55.2%	30.4%	0.9%	13.5%	100.0%

* all expenditures have been moved to an internal service fund in FY 2025/26

This page intentionally left blank

The Council is the legislative body of the City, in essence the City's "Board of Directors." The Council establishes the City's laws and policies and provides direction to the City Manager to implement them.

Department Divisions

City Council – The Council is the legislative body of the City, in essence the City's "Board of Directors." The Council establishes the City's laws and policies and provides directions to the City Manager to implement them.

Department Costs and Revenue

The City Council's costs are funded entirely by the General Fund.

Proposed Department and Personnel Changes

There are no proposed changes

City Council	2021/22 Actual	2022/23 Actual	2023/24 Actual	2024/25 Projected	2025/26 Proposed
Personnel Services	$ 30,400	$ 30,197	$ 30,374	$ 43,134	$ 52,737
Services	97,623	38,506	46,070	53,403	56,765
Supplies	483	736	776	2,000	2,000
Capital Outlay	-	-	-	-	16,971
Total City Council	$ 128,506	$ 69,440	$ 77,220	$ 98,537	$ 128,473

Total City Council	$ 128,506	$ 69,440	$ 77,220	$ 98,537	$ 128,473

OAKLEY
CALIFORNIA

City Attorney Department Organizational Chart

Fiscal Year
2025/26

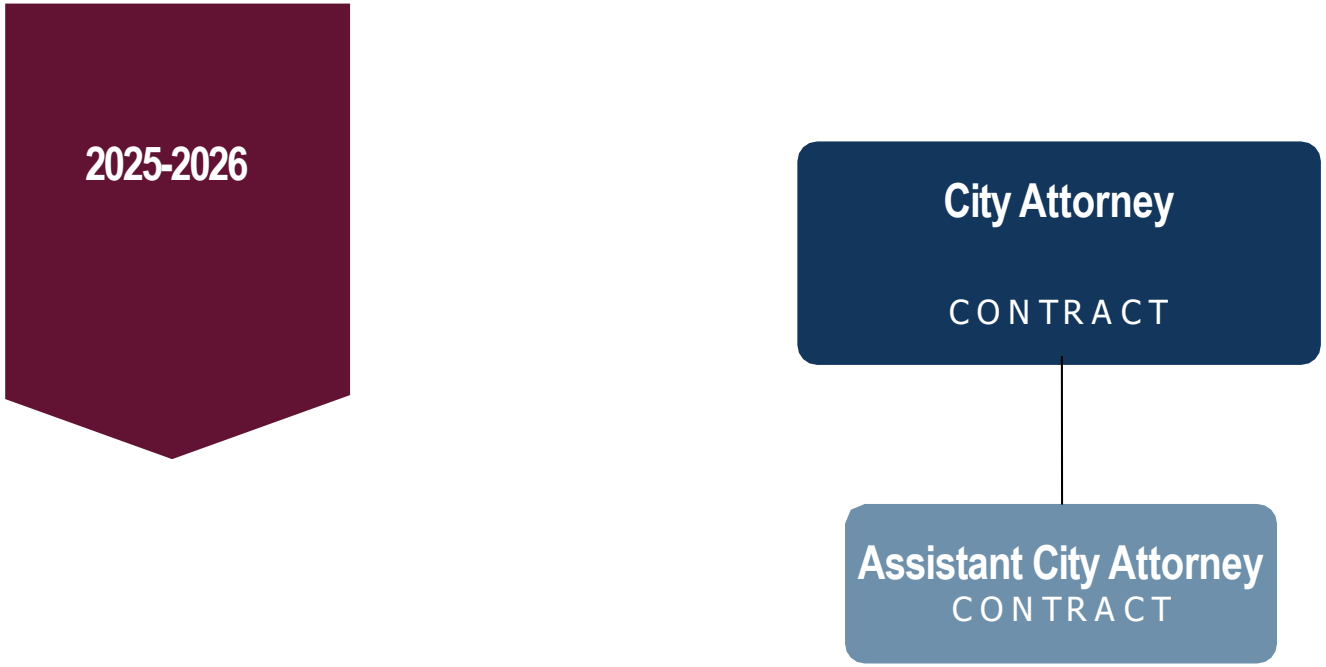

This page intentionally left blank

The City Attorney works closely with the City Manager and his staff to carry out the Council's goals. The City Attorney directs and manages the work of the City Attorney's Office. The City Attorney's Office provides legal services, advice, and representation to the Mayor, City Council, City Manager, and City departments.

Department Divisions

City Attorney – The City Attorney's Office represents the City's interest in lawsuits filed against or on behalf of the City, its officers, employees, and agencies in administrative venues, before boards and commissions, and in the state and federal court system. The City Attorney's Office assists in the investigations of claims for damages filed against the City and defends the City's interests when necessary. The City Attorney's Office similarly provides legal advice in the areas of land use, personnel, elections, conflicts of interest, and economic development, among others. Services include drafting and reviewing contracts, ordinances, resolutions, and other documents, as well as legal research. The City Attorney also provides counsel to and attends meetings of the City Council, and special committees (as required).

Department Costs and Revenue

The City Attorney's costs shown in the General Fund are part of the City Administration. A portion of the department costs are expected to be recovered through inter-fund charges to development services and redevelopment-related funds.

Proposed Department and Personnel Changes

The City Clerk's time is no longer split for paralegal services under the City Attorney's budget.

City Attorney	2021/22 Actual	2022/23 Actual	2023/24 Actual	2024/25 Projected	2025/26 Proposed
Personnel Services	$ 66,621	$ 34,416	$ 35,248	$ 34,792	$ -
Services	291,659	336,016	309,919	425,729	362,000
Supplies	-	-	-	-	-
Capital Outlay	-	-	-	-	-
Total City Attorney	$ 358,280	$ 370,432	$ 345,167	$ 460,521	$ 362,000

Total City Attorney	$ 358,280	$ 370,432	$ 345,167	$ 460,521	$ 362,000

OAKLEY
CALIFORNIA

City Manager Department Organizational Chart

Fiscal Year 2025/26

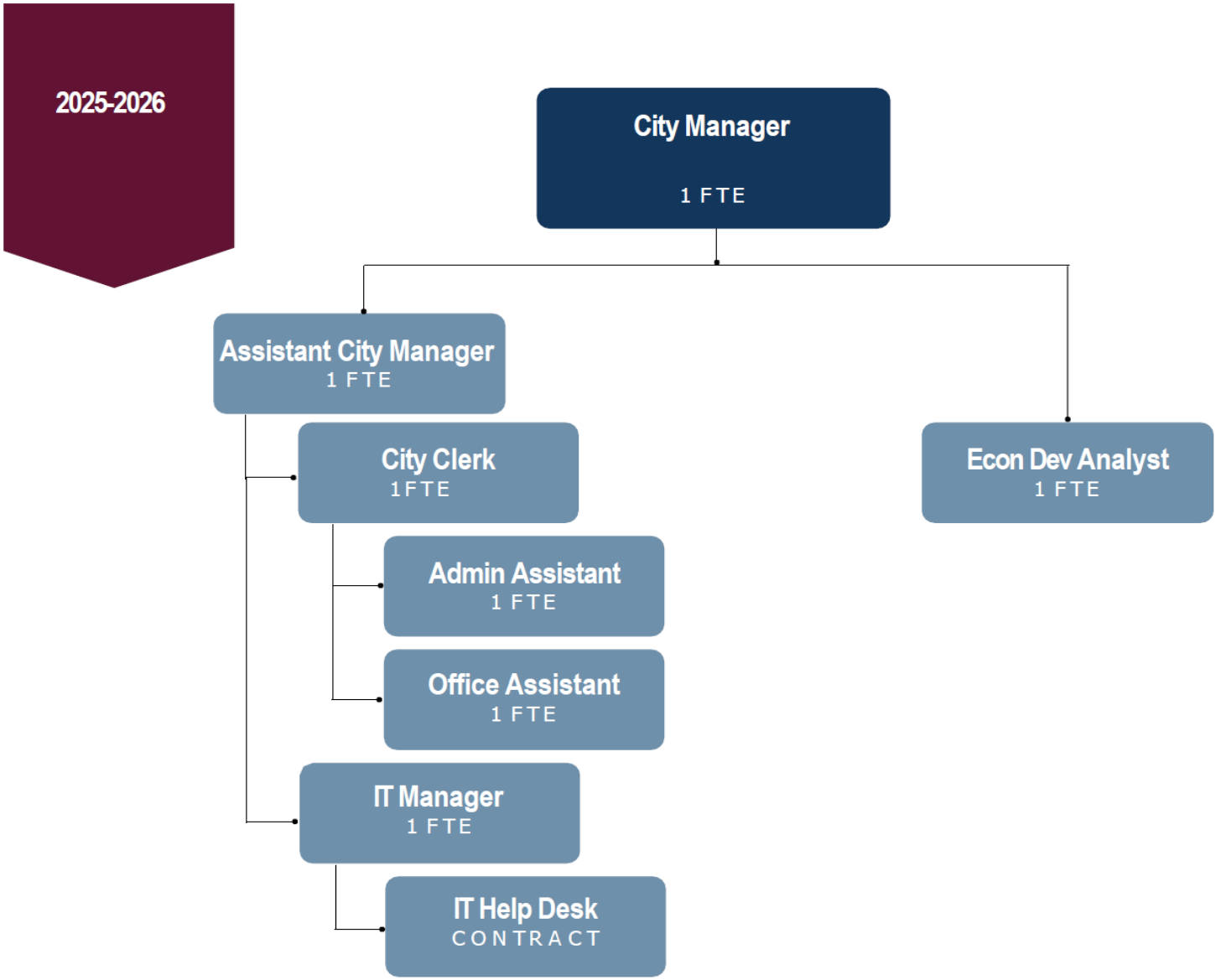

This page intentionally left blank

Under the policy direction of the City Council, and through the implementation of the Council's policies and legislative actions, the City Manager is responsible for ensuring that the City Council is provided with information and recommendations to effectively evaluate and establish policies. The City Manager's Office also provides administrative support to the City Council in their legislative role within the organization and its activities with other agencies and organizations.

The City Manager's Office administers Community Outreach and engagement activities and provides public information support to all City departments and programs under the direction of the Assistant City Manager. Community Outreach aims to increase residents' awareness of the City's ongoing efforts to make Oakley a desirable place to live by communicating with residents and business owners via multiple communication channels that include capitalizing on the City's own communications tools, promoting the City's efforts through press releases to local print media, and face to face through public information workshops and at events.

Department Divisions

City Manager – The City Manager's Office is responsible for the administration and oversight of all municipal operations, including Successor Agency activities and excluding City Attorney services. Programs, services, and activities include: coordinating organizational programs, developing and general managing of operating and capital budgets, conducting fiscal planning, selecting personnel, managing the Information Technology Manager and contracted Information Technology services (hardware, software, and technology infrastructure that supports the City's operations), disseminating public information, emergency management, encouraging civic engagement and community participation, implementing key initiatives, providing oversight of the City's Strategic Plan 2022-2027 (SP 27+), and facilitating the implementation of the City's short and long-term economic development strategies.

City Clerk – The City Clerk's Office coordinates the distribution of meetings packets for the City Council, the City Council Acting as the Successor Agency to the Redevelopment Agency and Public Financing Authority, records the proceedings of those meetings and processes approved documents such as resolutions, ordinances, minutes and contracts; maintains the City Seal; coordinates municipal elections; advertises and coordinates City Council appointments; maintains and protects the official records of the City; coordinates the records management program; maintains the Municipal Code; administers the Fair Political Practices Commission's regulations; maintains Statements of Economic Interest and Campaign Disclosure Statements

submitted by public officials and Staff; processes claims against the City; receives and opens sealed bids for public projects; and provides passport acceptance agent and notary services.

Information Technology – The Information Technology (IT) Division is responsible for the hardware, software, and technology infrastructure that supports the City's operations at its four sites, City Hall, the Public Works Operations Building, the Recreation Center and the Entrepreneur Center. IT provides technology support services citywide for all City staff, including, but not limited to: data information systems, network infrastructure, cybersecurity, phone system and other communication systems (e.g., mobile devices, radios, email, digital signs, etc.), audio/visual equipment, body-worn cameras, printing and duplication, workflow and document management, physical access control systems. IT does not oversee video surveillance systems. The division also provides strategic planning consulting related to managing and maintaining the City's IT infrastructure, including parks technology. As shown in the tables below, in FY 2024/25 the IT Division funding was moved to an internal service fund.

Economic Development – The Economic Development goals and objectives as outlined in the City's General Plan include: retain and strengthen existing businesses and expand Oakley's economic base; establish a diverse and balanced local economy; remove or reduce constraints to economic development; and facilitate new business opportunities and new investment in the community.

Department Costs and Revenue

Costs for the City Manager's Department are primarily funded by the general fund with the remainder recovered through direct charges and overhead costs. The Economic Development budget represents an investment of taxes and general fund resources in activities to retain and expand existing Oakley businesses as well as marketing activities and materials to attract new investment and businesses to the City in order to generate additional sales, property, and transient occupancy-related tax revenue. Lease funds are also collected from tenants and used for the operation of the Oakley Entrepreneur Center.

Proposed Department and Personnel Changes

There are no proposed changes for fiscal year 2025/26.

OAKLEY CALIFORNIA

City Manager Department Detail

Fiscal Year 2025/26

City Manager	2021/22 Actual	2022/23 Actual	2023/24 Actual	2024/25 Projected	2025/26 Proposed
Personnel Services	$ 412,308	$ 428,629	$ 667,713	$ 685,802	$ 742,250
Services	209,598	219,589	275,290	421,977	350,562
Supplies	-	-	2	4,533	2,000
Capital Outlay	-	-	360	1,467	-
Total City Manager	$ 621,906	$ 648,218	$ 943,365	$ 1,113,779	$ 1,094,812

Information Technology	2021/22 Actual	2022/23 Actual	2023/24 Actual	2024/25 Projected	2025/26 Proposed
Personnel Services	$ -	$ -	$ 70,510	$ -	$ -
Services	372,644	423,211	219,822	-	-
Supplies	349	614	702	-	-
Capital Outlay	112,452	133,988	148,431	-	-
Total Information Tech.	$ 485,445	$ 557,814	$ 439,465	$ -	$ -

Economic Development	2021/22 Actual	2022/23 Actual	2023/24 Actual	2024/25 Projected	2025/26 Proposed
Personnel Services	$ 121,948	$ 125,302	$ 149,527	$ 163,795	$ 173,412
Services	73,226	114,495	100,045	150,340	133,839
Supplies	1,270	2,325	2,013	7,100	7,100
Capital Outlay	-	-	-	-	
Total Economic Dev.	$ 196,444	$ 242,122	$ 251,585	$ 321,235	$ 314,351

City Clerk	2021/22 Actual	2022/23 Actual	2023/24 Actual	2024/25 Projected	2025/26 Proposed
Personnel Services	$ 320,932	$ 419,411	$ 401,173	$ 395,246	$ 386,171
Services	57,334	97,817	97,421	115,811	123,476
Supplies	764	2,528	454	2,600	2,500
Capital Outlay	-	-	-	-	
Total City Clerk	$ 379,030	$ 519,757	$ 499,048	$ 513,657	$ 512,147

Total City Manager	$ 1,682,824	$ 1,967,910	$ 2,133,463	$ 1,948,670	$ 1,921,310

POSITION ALLOCATION SUMMARY 2025/2026				
City Manager's Department				
	Position	**FTE 2025/2026**	**FTE 2024/2025**	**Change in FTE**
City Manager Division	City Manager	1.00	1.00	-
	Assistant City Manager	1.00	1.00	-
	Total Division	2.00	2.00	-
City Clerk Division	City Clerk	1.00	0.85	0.15
	Paralegal	-	0.15	(0.15)
	Deputy City Clerk	-	1.00	(1.00)
	Administrative Assistant	1.00	-	1.00
	Office Assistant	1.00	1.00	-
	Total Division	3.00	3.00	-
IT Division	IT Manager	1.00	1.00	-
	Total Division	1.00	1.00	-
Econ Dev. Division	Economic Development Analyst	1.00	1.00	-
	Total Division	1.00	1.00	-
	Total City Manager's Department	7.00	7.00	-

OAKLEY CALIFORNIA

City Manager Department Detail

Fiscal Year 2025/26

A Community & Economic Development **B** Community Health & Safety **C** Parks & Open Space
D Community & Collaborative Partnerships **E** Finance & Fiscal Responsibility **F** Sustainable Organization

City Manager Objectives Fiscal Year 2025/26	A	B	C	D	E	F
Connect and promote the County and NGOs resources available to assist vulnerable populations		✓				
Actively uphold Oakley's Governance Guidelines & Protocols Policy.		✓				✓
Increase Oakley's communication through outward-facing media, social media platforms, and website		✓				
Consider creating new partnerships that will involve community participation				✓		
Seek to supplement existing funding sources with State and Federal grants for special projects				✓	✓	
Reinforce Team Oakley						✓

City Manager Performance Indicators	Goals	FY 2021/22	FY 2022/23	FY 2023/24	FY 2024/25
Increase in social media followers	B		1,112 FB 1,116 IG 8 Twitter 299 Linked In	553 FB 1,321 IG 21 X* 167 Linked In	693 FB 1,023 IG 1,850 X**** 166 Linked In
Number of social media engagements	B		156,986 FB 22,007 IG 507 Twitter 279 Linked In	227,283 FB 37,926 IG X** 248 Linked In	344,066 FB 49,474 IG X**** 426 Linked In
Percentage of staff that feel supported by City leadership	F		100%	***	100%

* Twitter is now X

**X was updating it's analytical tool during the reporting period and data was not available for the period

***Feedback gathered every two years

****As of 2024, X no longer provides analytics for free accounts; the reported number in FY 2024/25 and forward will be the number of total followers

City Clerk Objectives Fiscal Year 2025/26	A	B	C	D	E	F
Coordinate updates from local agencies with City Council				✓		
Engage in Department Cross Training						✓
Accept and Process Passport Applications, Expand Number of Passport Appointments Available, M-Th				✓		
Process meeting agenda packets and minutes for City Council and Planning Commission Meetings				✓		

A Community & Economic Development **B** Community Health & Safety **C** Parks & Open Space
D Community & Collaborative Partnerships **E** Finance & Fiscal Responsibility **F** Sustainable Organization

City Clerk Performance Indicators	Goals	FY 2021/22	FY 2022/23	FY 2023/24	FY 2024/25
Number of Updates to Council	D	6	8	13	11
Number of Systems for Cross Training	F	4	6	6	4
Number of Passports Processed	D	400	778	614	1100
Number of City Council Meetings	D	32	24	24	24
Number of Planning Commission Meetings	D	1	6	12	9

Information Technology Objectives Fiscal Year 2025/26	A	B	C	D	E	F
Modernize the website to be more user friendly, transparent, functional, and reflective of the City's vision				✓		
Upgrade IT services to include new computer systems and more efficient IT response to computer and technical issues to ensure projects can be delivered efficiently						✓

Information Technology Performance Indicators*	Goals	FY 2021/22	FY 2022/23	FY 2023/24	FY 2024/25
Bid vendor contract for new website design	D			100%	Website launched 2/12/25
Improve website accessibility by providing alt tags on 100% of photos with implementation of the updated website	D				Complete
Employee satisfaction with IT services	F				**
Ensure that 95% of the City's desktops and laptops have been in service less than six years	F				Complete
Work towards a two-hour minimum response time to helpdesk tickets	F				Average first response time decreased from 13.3hrs in FY 23/24 to 3hrs in 24/25

* Information Technology services were fully contracted prior to FY 2023/24 so performance indicators will began in FY 2024/2025.

**Survey to be conducted in July 2025

Economic Development Objectives Fiscal Year 2025/26	A	B	C	D	E	F
Strategically plan and pursue commerce that meets the new service demands of local residents	✓					
Pursue an economic development strategic plan, including a strategic business outreach plan	✓					
Showcase local businesses through active engagement and outreach	✓					

A Community & Economic Development **B** Community Health & Safety **C** Parks & Open Space
D Community & Collaborative Partnerships **E** Finance & Fiscal Responsibility **F** Sustainable Organization

Economic Development Performance Indicators	Goals	FY 2021/22	FY 2022/23	FY 2023/24	FY 2024/25
Percent of businesses that feel that the quality of services provided to businesses by the City exceeds or greatly exceeds their expectations *	A		N/A	N/A*	72 % (Excellent or Good) *
Actions undertaken to connect with potential private sector investors and public-private collaborations kick-started.	A		300	380	375
Local Business Expansion Workshops	A		15	9	9

*According to the business survey conducted in April 2025

This page intentionally left blank

OAKLEY
CALIFORNIA

Administrative Services Department Organizational Chart

Fiscal Year 2025/26

2025-2026

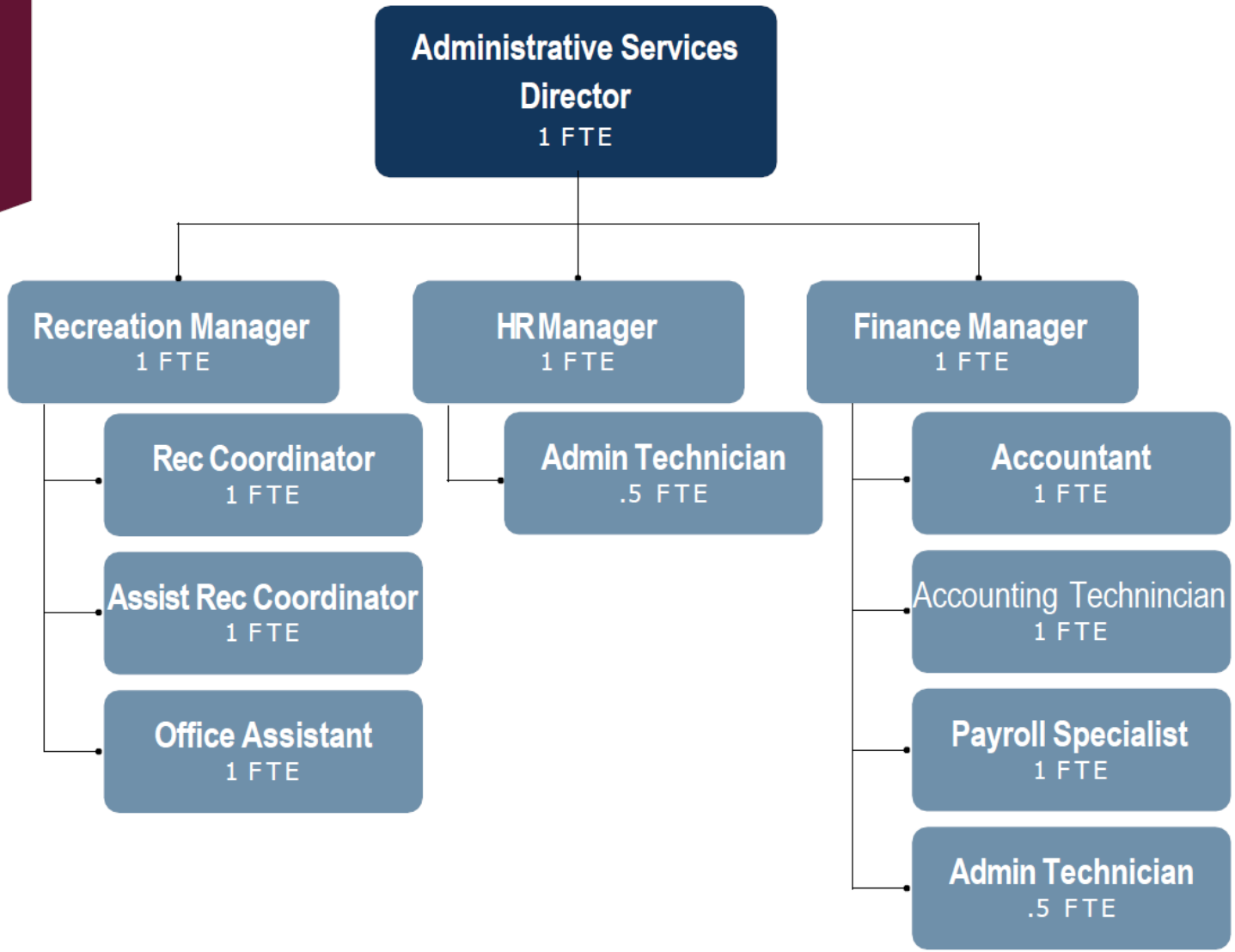

This page intentionally left blank

The Administrative Services Department serves as a citywide support department for internal and external customers. The department will continuously strive to improve efficiency, remain current with guidelines, best practices, and legal requirements, and proactively work to build a transparent, trustworthy department. The department strives to create a workforce of forward-thinking employees who are customer focused and committed to excellence each day. Honesty and integrity will always be at the forefront and will guide us as we create a safe and welcoming environment for all employees and citizens of the City of Oakley.

Department Divisions

Finance – The Finance Division provides support services citywide, with the goal of intelligent and prudent financial management. Department activities include Treasury and Debt Management; Accounting for Payroll; Accounts Payable; General Ledger; Capital Projects and Grant Accounting; Financial Reporting, Budget Development and Management; Long-Term Planning; Purchasing; Billing and Collections; Business License Administration; and Risk Management.

Human Resources – The Human Resources Division serves as a citywide support division in employer-employee relations, recruitment and selection, classification and compensation, worker's compensation management, benefits administration and workforce training and development. The staff are motivated and enthusiastic about contributing to the City, enhancing its quality of service, and providing a welcoming and inclusive environment for all.

Recreation – Recreation focuses on creating community through people, parks and programs. The Recreation Division provides diverse and innovative programming, offering programs and activities to citizens of all ages throughout the year. The programs promote physical health and wellness, improve community image and community pride, and provide opportunities for children, adults, and seniors in Oakley. The Recreation Division works in partnership with community organizations, non-profit organizations, and commercial businesses to ensure quality recreation services for Oakley residents.

Department Costs and Revenue

Costs for the Administrative Services Department are primarily funded by the general fund with the remainder recovered through direct charges and overhead costs. The recreation division is also funded through general fund, but also creates revenue based on facility and park rentals and class and program fees

Proposed Department and Personnel Changes

In fiscal year 2024/25, the recreation division began programming for our senior community. The fiscal year 2025/26 budget includes funding for employees who will staff Studio 55 each day as well as staff to provide lunch services.

OAKLEY CALIFORNIA

Administrative Services Department Detail

Fiscal Year 2025/26

Human Resources	2021/22 Actual	2022/23 Actual	2023/24 Actual	2024/25 Projected	2025/26 Proposed
Personnel Services	$ 413,313	$ 391,613	$ 506,980	$ 366,740	$ 387,101
Services	257,863	222,947	184,022	218,089	218,358
Supplies	5,959	3,128	2,396	35,900	33,500
Capital Outlay	16,299	-	719	2,000	2,000
Total Human Resources	$ 693,434	$ 617,688	$ 694,118	$ 622,729	$ 640,959

Finance	2021/22 Actual	2022/23 Actual	2023/24 Actual	2024/25 Projected	2025/26 Proposed
Personnel Services	$ 623,305	$ 705,977	$ 722,850	$ 777,301	$ 802,195
Services	177,595	215,704	244,210	348,931	392,814
Supplies	-	-	-	3,200	2,000
Capital Outlay	-	-	923	1,500	1,500
Total Finance	$ 800,900	$ 921,681	$ 967,983	$ 1,130,932	$ 1,198,509

Recreation	2021/22 Actual	2022/23 Actual	2023/24 Actual	2024/25 Projected	2025/26 Proposed
Personnel Services	$ 428,797	$ 498,073	$ 552,207	$ 703,325	$ 759,088
Services	174,225	219,056	278,392	383,867	463,530
Supplies	116,064	195,481	203,582	189,508	410,315
Capital Outlay	-	-		155,451	-
Total Recreation	$ 719,086	$ 912,609	$ 1,034,181	$ 1,432,151	$ 1,632,934

Total Administative Services	$ 2,213,420	$ 2,451,979	$ 2,696,282	$ 3,185,812	$ 3,472,402

OAKLEY CALIFORNIA

Administrative Services Department Detail

Fiscal Year 2025/26

POSITION ALLOCATION SUMMARY 2025/2026

Administrative Services Department

	Position	FTE 2025/2026	FTE 2024/2025	Change in FTE
Human Resources Division	Administrative Services Director	0.40	0.40	-
	Human Resources Manager	1.00	1.00	-
	Administrative Technician	0.50	0.50	-
	Total Division	1.90	1.90	-
Finance Division	Administrative Services Director	0.40	0.40	-
	Finance Manager	1.00	1.00	-
	Accountant	1.00	1.00	-
	Payroll Specialist	1.00	1.00	-
	Accounting Technician	1.00	1.00	-
	Administrative Technician	0.50	0.50	-
	Total Division	4.90	4.90	-
Recreation Division	Administrative Services Director	0.20	0.20	-
	Recreation Manager	1.00	1.00	-
	Recreation & Events Coordinator	1.00	1.00	-
	Assistant Recreation & Events Coordinator	1.00	1.00	-
	Office Assistant	1.00	1.00	-
	Senior Recreation Leader	1.90	0.95	0.95
	Recreation Leader/Recreation Aide	varies	varies	-
	Total Division	6.10	5.15	0.95
	Total Administrative Services Department	12.90	11.95	0.95

A Community & Economic Development **B** Community Health & Safety **C** Parks & Open Space
D Community & Collaborative Partnerships **E** Finance & Fiscal Responsibility **F** Sustainable Organization

Finance Objectives Fiscal Year 2025/26	A	B	C	D	E	F
Complete the full integration of the ERP system across all City modules by the end of FY2026.	✓	✓	✓	✓	✓	✓
Utilize the new ERP software to transition Capital Asset records from Excel into the system	✓	✓	✓	✓	✓	✓
Implement the online vendor portal to enable electronic communication and streamlined interactions with vendors.				✓	✓	✓
Continue developing standardized procedure manuals to promote consistency and improve operational efficiency					✓	✓
Provide ongoing training for the Finance team and departments to ensure compliance with current regulations					✓	✓

Finance Performance Indicators	Goals	FY 2021/22	FY 2022/23	FY 2023/24	FY 2024/25
Number of agenda items presented by Finance to the City Council**	E, F	24	20		
Number of printed payroll checks**	E, F	33	20		
Number of automatically deposited payroll checks**	E, F	2,304	2,737		
Number of issued or renewed business licenses*	A	1,318	1,710		
Percentage of Vendors Paid within 30 days of invoice	E,F			90%	90%
Clean Audit Opinion for Fiscal Year Financial Statements	E,F	Yes	Yes	Yes	Yes
Received the CSMFO Excellence Award for Budgets	E	Yes	Yes	Yes	Yes
Received the GFOA ACFR Award for the previous fiscal year	E	Yes	Yes	Yes	Yes

* This is no longer a Function of the Finance Division

** Updated performance indicators to better align with division

Human Resources Objectives Fiscal Year 2025/26	A	B	C	D	E	F
Review all HR policy to bring in compliance with current practices, guidelines and legal requirements						✓
Proactively work to reduce work place injuries					✓	✓
Continue the implementation of the ERP software conversion					✓	✓
Continue to actively recruit qualified candidates to enhance Team Oakley						✓
Work to build a transparent, trusting environment where all employees feel safe						✓

Administrative Services Department Detail

A Community & Economic Development **B** Community Health & Safety **C** Parks & Open Space
D Community & Collaborative Partnerships **E** Finance & Fiscal Responsibility **F** Sustainable Organization

Human Resources Performance Indicators	Goals	FY 2021/22	FY 2022/23	FY 2023/24	FY 2024/25
Number of full duty work hours lost related to worker's compensation claims	E			7,484	4,795
Average number of days from interview to hire date-Full Time Sworn Personnel	F			59	58
Average number of days from interview to hire date - Full Time Non-Sworn Personnel	F			34	42
Percent of Performance Evaluations Completed timely	F			94%	94%
Number of annual wellness events offered to employees	F			10	21

Recreation Objectives Fiscal Year 2025/26	A	B	C	D	E	F
Exceed 105 rentals in the Oakley Recreation building			✓			
Offer at least 8 different subjects of instructed classes in Studio 55		✓	✓	✓		
Exceed 3,750 sports field rentals			✓	✓		
Evaluate and develop Studio 55 programs and procedures		✓		✓		

Recreation Performance Indicators	Goals	FY 2021/22	FY 2022/23	FY 2023/24	FY 2024/25
Sports Field Rentals	C, D	1,990	2,778	2,853	3,333
Picnic Area Rentals	C	126	125	109	97
Indoor Facility Rentals	C	6	40	56	109
Social Media Following (Instagram)	C	1,018	1,461	1,814	2,452
Number of Program Participants	A, C, D		-	1,956	2,681
Number of Classes Offered	A, C, D	100	142	144	161

OAKLEY
CALIFORNIA

Community Development Department Organizational Chart

Fiscal Year 2025/26

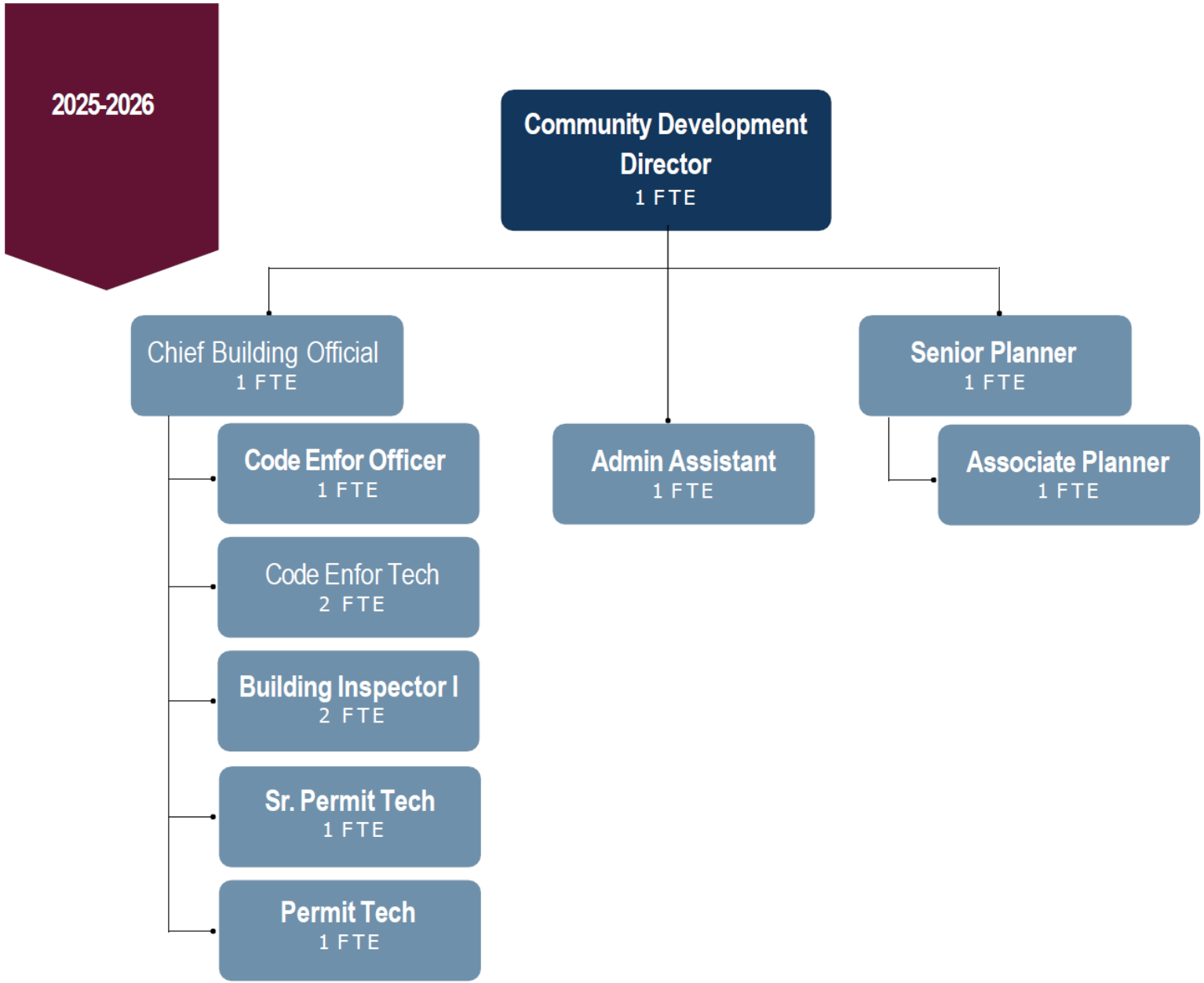

This page intentionally left blank

The Community Development Department consists of three divisions: Building, Code Enforcement, and Planning. As a whole, the Department is responsible for implementing City Council policies related to planning, zoning, code enforcement, building and housing. The department promotes the community's quality of life and economic vitality through land use planning; protection of public health and safety related to development, elimination of blight, development of affordable housing, and oversees the building and development of residential and non-residential projects, ensuring that these projects meet established requirements related to public health and safety. The Community Development Department manages the City's Building Permit Center, which coordinates and streamlines the development review and permitting process among various departments and outside agencies, thereby facilitating economic development and excellent customer service. The Department also facilitates review and issuance of Business Licenses and Home Business Permits.

Department Divisions

Building – The Building Division is responsible for the administration and enforcement of building codes (California Building, Plumbing, Mechanical Codes, the National Electrical Code, and the International Property Maintenance Code). The Building Division provides minimum standards to safeguard public health and welfare, and property, by regulating and controlling the design of structures through plan review, construction of structures through field inspection to monitor quality of materials, use and occupancy, location and maintenance of all buildings and structures within the City of Oakley.

Code Enforcement – The Code Enforcement Division is responsible for ensuring all residential and commercial properties abide by municipal codes applicable to the health, safety, and quality of life for Oakley residents and business owners. This is achieved primarily by managing the property maintenance program and the Residential Rental Inspection Program. These requirements are met through pro-active on-site inspections, responding to citizen complaints, and educating the public through in-house developed community awareness programs.

Planning – The Planning Division provides land use, current and long-range planning, and environmental services. The Division is responsible for the implementation of policy pertaining to orderly development and balanced, quality growth in the City of Oakley and keeping up to date with new state laws and mandates related to housing and land use. Over the years, the Division has focused their efforts on streamlining the development process. The Division continues to focus on programs that assist the City in economic development and planned growth. Specifically, the Division is continually processing residential, commercial, and light industrial project applications to help facilitate the goals of the City's General Plan and Strategic Plan 27+.

Department Costs and Revenue

Costs are primarily from the General Fund and related to long range planning current projects and building inspection and code enforcement related expenditures. Revenues are comprised of building permit, plan check, inspection, building and code enforcement citations, Residential Rental Inspection Program fees, and code enforcement re-inspection fees. Those projects related to private development are funded 100% by the developer.

Proposed Department and Personnel Changes

There are no proposed changes for fiscal year 2025/26.

OAKLEY CALIFORNIA

Community Development Department Detail

Fiscal Year 2025/26

Building	2021/22 Actual	2022/23 Actual	2023/24 Actual	2024/25 Projected	2025/26 Proposed
Personnel Services	$ 461,506	$ 501,966	$ 522,897	$ 773,554	$ 791,885
Services	505,275	378,154	295,460	354,577	396,412
Supplies	5,548	3,348	5,276	7,000	7,600
Capital Outlay	-	-	-	1,500	3,284
Total Building	$ 972,329	$ 883,468	$ 823,633	$ 1,136,631	$ 1,199,181

Planning	2021/22 Actual	2022/23 Actual	2023/24 Actual	2024/25 Projected	2025/26 Proposed
Personnel Services	$ 361,060	$ 545,590	$ 488,639	$ 474,537	$ 484,653
Services	294,653	260,585	247,388	490,020	457,004
Supplies	45	37	74	300	6,000
Capital Outlay	-	-	-	-	-
Total Planning	$ 655,757	$ 806,212	$ 736,101	$ 964,857	$ 947,658

Code Enforcement	2021/22 Actual	2022/23 Actual	2023/24 Actual	2024/25 Projected	2025/26 Proposed
Personnel Services	$ 205,445	$ 260,983	$ 295,563	$ 515,967	$ 542,324
Services	29,024	38,794	28,040	143,455	184,980
Supplies	4,125	6,127	3,348	4,500	5,500
Capital Outlay	-	-	-	5,500	37,389
Total Code Enforcement	$ 238,594	$ 305,904	$ 326,952	$ 669,422	$ 770,193

Total Community Develop.	$ 1,866,680	$ 1,995,583	$ 1,886,686	$ 2,770,910	$ 2,917,032

Community Development Department Detail

Fiscal Year 2025/26

POSITION ALLOCATION SUMMARY 2025/2026

Community Development Department

	Position	FTE 2025/2026	FTE 2024/2025	Change in FTE
Building Division	Community Development Director	0.40	0.40	-
	Chief Building Official	0.50	0.50	-
	Senior Permit Technician	1.00	1.00	-
	Permit Technician	1.00	1.00	-
	Building Inspector	2.00	2.00	-
	Administrative Assistant	0.40	0.40	-
	Total Division	5.30	5.30	-
Planning Division	Community Development Director	0.40	0.40	-
	Planning Manager	-	1.00	(1.00)
	Senior Planner	1.00	-	1.00
	Associate Planner	1.00	1.00	-
	Administrative Assistant	0.40	0.40	-
	Total Division	2.80	2.80	-
Code Enforcement Division	Community Development Director	0.20	0.20	-
	Chief Building Official	0.50	0.50	-
	Code Enforcement Officer	1.00	1.00	-
	Code Enforcement Technician	2.00	2.00	-
	Administrative Assistant	0.20	0.20	-
	Total Division	3.90	3.90	-
	Total Community Development Department	12.00	12.00	-

Community Development Department Detail

Fiscal Year 2025/26

A Community & Economic Development **B** Community Health & Safety **C** Parks & Open Space
D Community & Collaborative Partnerships **E** Finance & Fiscal Responsibility **F** Sustainable Organization

Building Objectives Fiscal Year 2025/26	A	B	C	D	E	F
Develop uniform process for Building and Code Enforcement to respond to substandard housing complaints		✓				
Develop a workplan to create and adopt a Climate Action Plan	✓	✓				
Improve electronic permit processes to improve efficiencies, optimize customer experiences.	✓	✓				
Provide superior responsiveness for Inspection Requests.	✓	✓				
Increase outreach and education efforts for Disabled Accessibility (CASp Program)	✓	✓				
Increase education and enforcement of the new California Building Standards Code to protect public safety	✓	✓				

Building Performance Indicators	Goals	FY 2021/22	FY 2022/23	FY 2023/24	FY 2024/25*
Total Number of Building Permits Issued	A, B	2,051	2,163	1791	1,410
Total Number of Single-Family Dwelling Permits Issued	A, B	268	136	94	85

Planning Objectives Fiscal Year 2025/26	A	B	C	D	E	F
Implement the 6th Cycle Oakley Housing Element (2023-2031) and facilitate the development of Affordable Housing	✓					
Improve outreach & education efforts for Business License and Home Based Business Permitting	✓	✓				✓
Provide superior responsiveness for Plan Reviews	✓	✓				

Planning Performance Indicators	Goals	FY 2021/22	FY 2022/23	FY 2023/24	FY 2024/25*
Home Business Permits Processed	A	78	93	93	72
Planning projects presented to City Council and Planning Commission	A, D, E	21	34	45	19

Code Enforcement Objectives Fiscal Year 2025/26	A	B	C	D	E	F
Develop uniform process for Building and Code Enforcement to respond to substandard housing complaints		✓				
Improve the Residential Rental Property Inspection Program compliance rate	✓					
Continue to work with MDRR to ensure compliance with State Requirements for Recycling, Solid & Organic Waste		✓		✓		

A Community & Economic Development **B** Community Health & Safety **C** Parks & Open Space
D Community & Collaborative Partnerships **E** Finance & Fiscal Responsibility **F** Sustainable Organization

Code Enforcement Performance Indicators	Goals	FY 2021/22	FY 2022/23	FY 2023/24	FY 2024/25*
Residential Rental Inspection Program (RRIP) Registrations	A, B	1,206	1,288	1,516	1,507
Total Code Enforcement Cases Opened	A, B	2,568	2,436	2,982	2,373
Total Property Maintenance Cases	A, B	691	522	731	397
Code Enforcement Action that led to Building Permits being Issued	A, B	40	36	90	40
Cases addressing lack of Garbage Service	B	17	45	24	9
Cases addressing Illegal Fireworks	B	46	1	6	15

* Through 4/8/2025

OAKLEY
CALIFORNIA

Police Department Organizational Chart

Fiscal Year 2025/26

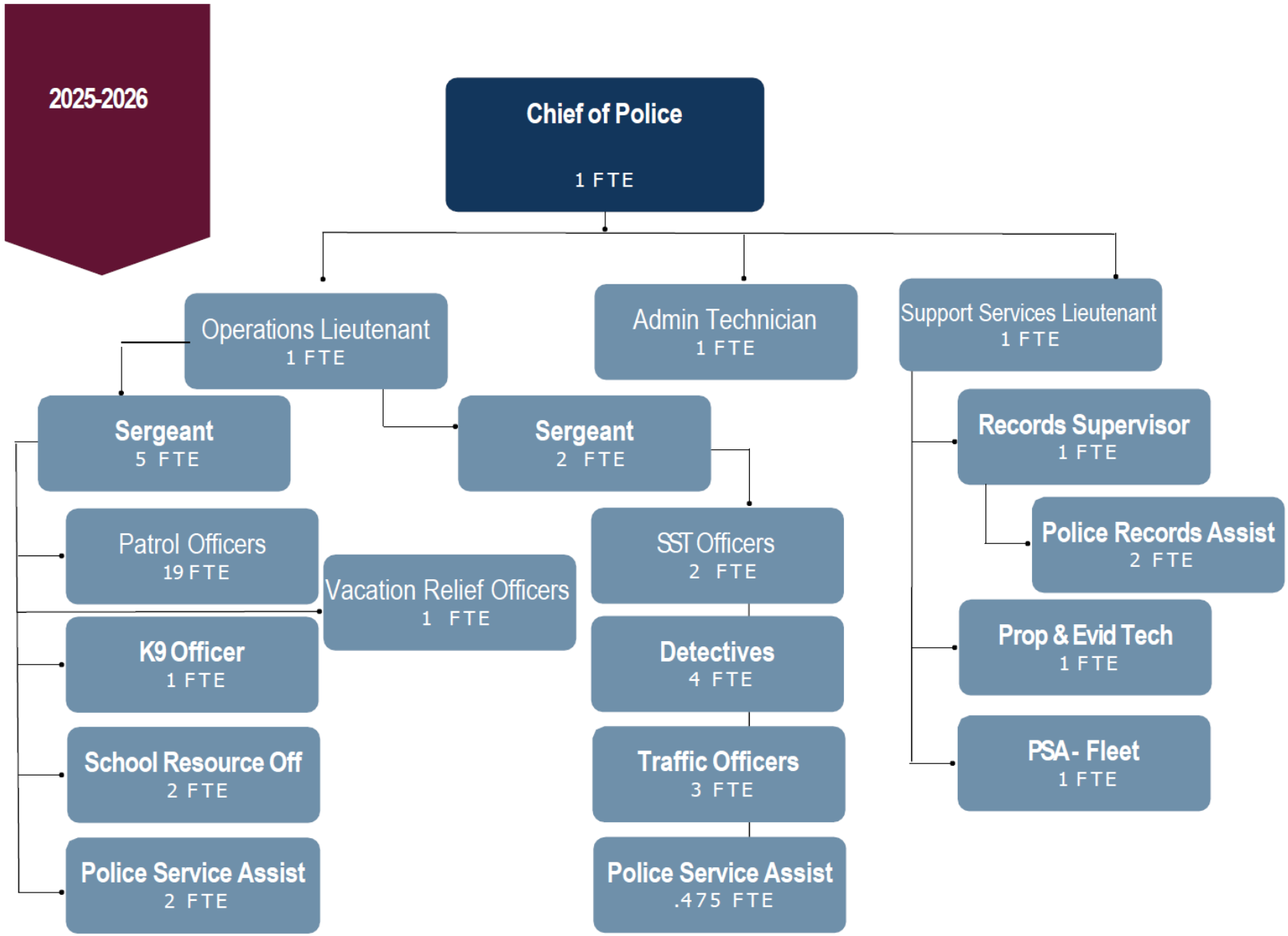

This page intentionally left blank

The Oakley Police Department exists to enforce the various laws impacting the quality of life for our residents and business owners. Additionally, the Oakley Police Department strives to protect others from harm, maintain peace and restore order, keep an upper hand over the criminal element, safeguard City interests and build community relations. The Oakley Police Department maintains the functions of: Administration, Patrol, Investigations, Canine Patrol Team, Traffic Enforcement, Special Enforcement, School Resource Officer, Records, and Property and Evidence Management. The Oakley Police Department strives to remain current with standards via training. The Oakley Police Department is committed to serving the community of Oakley and keeping our core values of Honor, Courage, and Pride at the forefront of everything we do.

Department Divisions

Sworn – The sworn members of the Oakley Police Department perform the traditional uniformed police patrol roles, as well as the investigative roles that are required to move criminal cases through the criminal justice system. Our traffic officers are committed to keeping our roadways safe via education and enforcement efforts. The officers assigned to the Special Services Team are tasked with staying on top of quality-of-life issues and our School Resource Officers provide law-enforcement services to our middle and high school students.

Non-Sworn – The non-sworn members of the Oakley Police Department act as the vitally needed support elements required in a police department. Our Records crew processes public records requests, subpoenas, tracks statistics and provides customer service in our front lobby. Our Police Services Assistants act as a force multiplier by taking lower-level reports, processing & maintaining evidence, taking care of our fleet needs and making sure sexually based crime offenders are properly registered and monitored.

Department Costs and Revenue

Costs for the Oakley Police Department are primarily funded by the general fund. Some operating costs of the Oakley Police Department are offset via the collection of P-6 special tax, a special revenue that was created for the purpose of funding police services. The collection of P-6 special taxes goes into a special revenue fund and then transferred into the general fund to help fund Police Services.

Proposed Department and Personnel Changes

For the 2025/26 FY the Oakley Police Department will strive to recruit qualified candidates with the goal of being to fully staff the Department with 42 sworn officers. A fully staffed Department fits the desire of the City Council to make sure we provide the best and most effective police services possible. In Fiscal Year 2025/26 we will hire a temporary third lieutenant positions leaving a sergeant position unfilled while we plan for upcoming retirements in the department. It is anticipated this short-term change will be approximately 6-9 months.

OAKLEY CALIFORNIA

Police Department Detail

Fiscal Year 2025/26

Police Sworn	2021/22 Actual	2022/23 Actual	2023/24 Actual	2024/25 Projected	2025/26 Proposed
Personnel Services	$ 7,456,931	$ 8,246,125	$ 9,310,124	$ 8,918,233	$ 10,218,668
Services	2,766,290	3,276,167	3,567,570	4,366,384	4,923,617
Supplies	272,784	289,409	340,792	434,500	419,300
Capital Outlay	94,525	155,679	229,890	22,792	208,000
Total Police	$ 10,590,530	$ 11,967,380	$ 13,448,375	$ 13,741,908	$ 15,769,585

Police Non-Sworn	2021/22 Actual	2022/23 Actual	2023/24 Actual	2024/25 Projected	2025/26 Proposed
Personnel Services	$ -	$ -	$ -	$ 1,616,609	$ 877,938
Services	-	-	-	-	277,058
Supplies	-	-	-	-	-
Capital Outlay	-	-	-	-	-
Total Police	$ -	$ -	$ -	$ 1,616,609	$ 1,154,996

Total Police	$ 10,590,530	$ 11,967,380	$ 13,448,375	$ 15,358,517	$ 16,924,582

POSITION ALLOCATION SUMMARY 2025/2026				
Police Department				
	Position	**FTE 2025/2026**	**FTE 2024/2025**	**Change in FTE**
Sworn Division	Police Chief	1.00	1.00	-
	Lieutenant	2.00	2.00	-
	Sergeant	7.00	7.00	-
	Police Officer	32.00	32.00	-
	Total Division	42.00	42.00	-
Non-Sworn & Records Division	Police Services Assistant	3.48	3.48	-
	Property & Evidence Technician	1.00	1.00	-
	Records Supervisor	1.00	1.00	-
	Police Records Assistant	2.00	2.00	-
	Administrative Technician	1.00	1.00	-
	Total Division	8.48	8.48	-
	Total Police Department	50.48	50.48	-

OAKLEY CALIFORNIA

Police Department Detail

Fiscal Year 2025/26

A Community & Economic Development **B** Community Health & Safety **C** Parks & Open Space
D Community & Collaborative Partnerships **E** Finance & Fiscal Responsibility **F** Sustainable Organization

Sworn Objectives Fiscal Year 2025/26	A	B	C	D	E	F
Ensure new employees are receiving the proper amount of OPD core course training		✓				✓
Encourage community events involving the police department in non police related environments		✓		✓		
Exercise the skills of our newly appointed in-house instructors, which will save funding over the long run		✓				✓
Investigate the feasibility of bolstering our "electronic net" of surveillance cameras with our service vendors	✓	✓	✓	✓		
Successfully see academy recruits become trained police officers		✓				✓
Maintain the Traffic Enforcement Unit and direct those officers to focus on traffic collision prone locations		✓				
Embrace the SRO relationship with the OUESD and develop workable strategies for that community	✓	✓		✓		✓

Sworn Performance Indicators	Goals	2022	2023	2024	2025
Homicide	B	2	2	-	
Rape	B	9	4	8	
Robbery	B	10	23	11	
Assault	B	171	241	220	
Burglary	B	71	89	46	
Larceny	B	330	333	286	
Motor Vehicle Theft	B	115	147	122	
Written Reports	B	2,748	2,682	2,612	
Arrests	B	453	460	462	

OAKLEY CALIFORNIA

Police Department Detail

Fiscal Year 2025/26

A Community & Economic Development **B** Community Health & Safety **C** Parks & Open Space
D Community & Collaborative Partnerships **E** Finance & Fiscal Responsibility **F** Sustainable Organization

Non-Sworn Objectives Fiscal Year 2025/26	A	B	C	D	E	F
Find suitable off-site storage solutions for aged evidence						✓
Purge evidence that is no longer required to be retained						✓
Make sure non-sworn drone pilots receive adequate on-going training		✓				✓
Make sure Records Staff has the resources they need to adequately and accurately track statistics						✓

Non-Sworn Performance Indicators	Goals	FY 2021/22	FY 2022/23	FY 2023/24	FY 2024/25
Number of PRA's processed	B				1,862
Number of sex/arson/gang registrants processed/tracked	B				87
Number of callouts to scenes in the field	B				42
Number of stolen vehicles recovered	B				15
Number of cases presented to the District Attorney's Office	B				425

OAKLEY
CALIFORNIA

Public Works Department Organizational Chart

Fiscal Year
2025/26

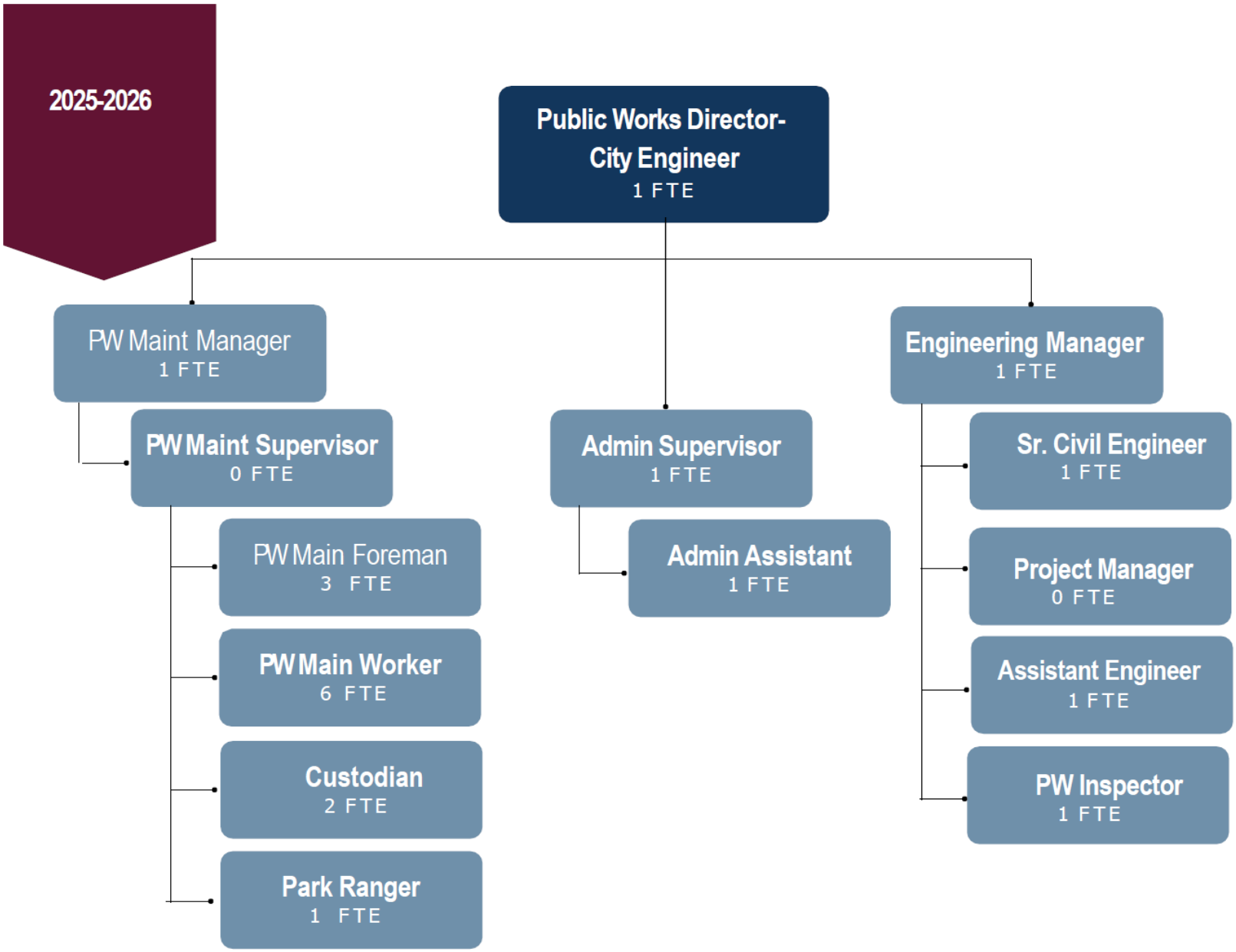

This page intentionally left blank

The mission of the Public Works Department is to steward Oakley's infrastructure and provide street, drainage, traffic signal, facility, parks, and landscape maintenance through a combination of internal staff and outside contractors. The Department also administers design, construction inspection, and contract management for Capital Improvement Projects within the City. The Department also implements the City's Clean Water Program to ensure compliance with current NPDES requirements and permits; processes the plan reviews and inspects private development project grading and infrastructure improvements for compliance with City standards.

Public Works Department Divisions

Engineering – Engineering staff will supply technical services to assist with various City activities, ranging from design and construction of public works projects, to addressing requests and questions raised by the general public and officials. Also, Engineering staff, in collaboration with the City Planning and Economic Development Team, review and process various private development projects, from residential subdivisions to commercial building projects.

Facilities – The City currently owns and manages multiple facilities, and the maintenance and operations of these facilities are under the Public Works Department to better align the service needs with maintenance resources that are available and managed by the Public Works Department.

Parks – The City currently maintains 38 public parks. The City supplements the Oakley Union Elementary School District financially for the maintenance of their fields and the City maintains two playgrounds at Vintage Parkway School and O'Hara Park Middle School. In addition, the City maintains thousands of square feet of public right of way landscaping, street median landscaping, and public trail corridors. The City's park and landscape maintenance staff, and outside maintenance contract resources provide landscape maintenance services for the City. The Parks Division staff work diligently every day to provide the best quality of maintenance services for the City's Parks and Landscaped medians and pathways.

Streets – Routine maintenance is necessary to keep the City's road network operating in a safe and efficient manner. This includes pavement maintenance activities such as pothole patching, crack sealing, shoulder repair, signing and striping repair and replacement, and keeping the roadways free of obstructions via street sweeping and debris cleanup. As a supplement to the regular patrols of the maintenance staff, public works staff will field and investigate citizen requests to determine corrective action for conditions that may not be known or readily apparent. Since surface treatment projects like pavement overlays or

slurry seals tend to be extensive in nature, they are recognized as a Capital Improvement, and not included in this maintenance element. The City uses on call maintenance service contractors to supplement City maintenance staff in performing various large maintenance services (i.e., pavement repair and patching, curb, gutter and sidewalk repair, striping, guard rail repair, etc.) The City's maintenance staff will utilize these contract services to supplement in-house resources to better provide maintenance services for the community in a proactive way.

The overall goal of the above referenced programs is to improve and enhance the quality of all City infrastructure, and in turn, the quality of life for the residents of Oakley.

Department Costs and Revenue

The Public Works budget relies on funds from a variety of sources, many of which restrict expenditures to specific categories.

Gas Tax, Senate Bill (SB) No. 1 Transportation, Measure J which are all restricted in one way or another to street maintenance and safety.

Storm Water Utility Assessments, Streetlight Assessments, and Park Assessments, some which are citywide while others are specific to an assessment zone.

Impact fees which include Traffic Impact Fees, Park Impact Fees, and Public Facilities Impact Fee which are spent on capital project specific to the impact fee.

Numerous Lighting and Landscape Assessments help to fund the cost of lighting and landscaping within each specific zone.

Numerous Community Facilities District Assessments help to fund the cost of lighting, landscaping, and parks within each specific zone.

Proposed Department and Personnel Changes

The Department has formed a cohesive team that serves the needs of the community infrastructure. As the City continues to grow and more residents move to Oakley, so is the increased need for services that the Public Works Department provides for the community. The addition of new residential subdivisions and infrastructure that come under the maintenance of the Public

Works Department, necessitate increased staffing to be able to provide maintenance services and to continue to have public infrastructure that is maintained to high standards.

The FY 2025/26 budget includes the addition of a Senior Civil Engineer as well as a Project Manager. Only one of these positions will be filled, replacing the existing Associate Engineer position, so the number of staff remains the same.

OAKLEY
CALIFORNIA

Public Works Department Detail

Fiscal Year 2025/26

Engineering	2021/22 Actual	2022/23 Actual	2023/24 Actual	2024/25 Projected	2025/26 Proposed
Personnel Services	$ 966,844	$ 1,001,812	$ 1,037,263	$ 1,132,877	$ 1,252,182
Services	761,104	1,242,479	1,052,908	1,300,899	1,289,308
Supplies	7,924	7,975	7,325	10,400	11,500
Capital Outlay	15,677	2,211	16,049	8,760	8,760
Total Engineering	$ 1,751,548	$ 2,254,478	$ 2,113,545	$ 2,452,936	$ 2,561,749

Streets	2021/22 Actual	2022/23 Actual	2023/24 Actual	2024/25 Projected	2025/26 Proposed
Personnel Services	$ 233,366	$ 245,930	$ 242,343	$ 326,356	$ 340,521
Services	284,342	195,141	292,992	303,425	361,911
Supplies	7,694	7,627	12,539	11,000	10,000
Capital Outlay	78,744	415,404	24,500	90,966	37,760
Total Streets	$ 604,146	$ 864,102	$ 572,374	$ 731,747	$ 750,192

Facilities	2021/22 Actual	2022/23 Actual	2023/24 Actual	2024/25 Projected	2025/26 Proposed
Personnel Services	$ 105,497	$ 177,308	$ 245,733	$ 358,919	$ -
Services	166,624	308,597	357,578	504,931	-
Supplies	55	26,634	41,885	41,250	-
Capital Outlay	-	-	42,380	5,760	-
Total Facilities	$ 272,176	$ 512,539	$ 687,576	$ 910,860	$ -

Parks	2021/22 Actual	2022/23 Actual	2023/24 Actual	2024/25 Projected	2025/26 Proposed
Personnel Services	$ 637,444	$ 695,702	$ 901,838	$ 982,912	$ 1,004,934
Services	647,568	808,107	217,373	252,080	427,889
Supplies	30,751	33,302	36,299	39,600	42,000
Capital Outlay			108,460	5,760	5,760
Total Parks	$ 1,315,762	$ 1,537,110	$ 1,263,970	$ 1,280,352	$ 1,480,583

Total Public Works	$ 3,943,632	$ 5,168,229	$ 4,637,465	$ 5,375,895	$ 4,792,525

POSITION ALLOCATION SUMMARY 2025/2026

Public Works Department

	Position	FTE 2025/2026	FTE 2024/2025	Change in FTE
Engineering Division	Public Works Director/City Engineer	1.00	1.00	-
	Engineering Manager	1.00	1.00	-
	Associate Engineer	-	1.00	(1.00)
	Senior Civil Engineer	1.00	-	1.00
	Project Manager	-	-	-
	Public Works Inspector	1.00	1.00	-
	Engineering Technician	-	1.00	(1.00)
	Assistant Engineer	1.00	-	1.00
	Administrative Supervisor	1.00	1.00	-
	Administrative Assistant	0.50	0.50	-
	Total Division	6.50	6.50	-
Facilities Division	Public Works Manager	0.30	0.30	-
	Facilities Maintenance Worker	-	1.00	(1.00)
	Public Works Maintenance Foreman	1.00	-	1.00
	Custodian	2.00	2.00	-
	Total Division	3.30	3.30	-

POSITION ALLOCATION SUMMARY 2025/2026				
Public Works Department				
	Position	**FTE 2025/2026**	**FTE 2024/2025**	**Change in FTE**
Parks Division	Public Works Manager	0.35	0.35	-
	Public Works Foreman	1.00	1.00	-
	Park Ranger	1.00	1.00	-
	Public Works Maintenance Worker	5.00	5.00	-
	Administrative Assistant	0.50	0.50	-
	Total Division	7.85	7.85	-
Streets Division	Public Works Manager	0.35	0.35	-
	Public Works Foreman	1.00	1.00	-
	Public Works Maintenance Worker	1.00	1.00	-
	Total Division	2.35	2.35	-
	Total Public Works Department	20.00	20.00	-

OAKLEY CALIFORNIA

Public Works Department Detail

Fiscal Year 2025/26

A Community & Economic Development **B** Community Health & Safety **C** Parks & Open Space
D Community & Collaborative Partnerships **E** Finance & Fiscal Responsibility **F** Sustainable Organization

Engineering Objectives Fiscal Year 2025/26	A	B	C	D	E	F
Complete construction of East Cypress Road Widening (Knightsen Avenue to Jersey Island Road) Project CIP # 247		✓		✓		
Complete construction of Laurel Road Widening (Cloverbrook Avenue to O'Hara Avenue) Project CIP # 280		✓		✓		
Complete the design of East Cypress Road Widening at CCWD Canal Crossing Project CIP # 310		✓		✓		✓
Start the design of East Cypress Road Widening (Jersey Island Road to Bethel Island Road) Project CIP # 302		✓		✓		
Complete construction of Irrigation Well Installation at City's Freedom Basin Project CIP # 265		✓	✓		✓	✓
Complete construction of Delta Pointe Plaza	✓			✓		✓
Complete construction of Safeway Shopping Center Project	✓			✓		

Engineering Performance Indicators	Goals	FY 2021/22	FY 2022/23	FY 2023/24	FY 2024/25
Number of traffic calming requests processed	B	5	3	2	3
Number of encroachment permits processed	D	165	153	257	294
Number of transportation permits processed	D	165	153	306	250
Number of CIP projects completed	B	7	14	17	6
Number of Electric Vehicle Charging Stations	F	2	3	10	19
Total kWh used by Electric Vehicle Chargers	F	1,455	2,350	10,522	14,551

A Community & Economic Development **B** Community Health & Safety **C** Parks & Open Space
D Community & Collaborative Partnerships **E** Finance & Fiscal Responsibility **F** Sustainable Organization

Facilities Objectives Fiscal Year 2025/26	A	B	C	D	E	F
Create a cohesive Facility Team for all custodial and facility maintenance services				✓		
Create tracking system for compliance with County and State regulations and permits		✓		✓		
Proactively maintain facility equipment and systems to reduce equipment failures and downtime and extending Facility Asset Lifespans					✓	
Participate in training for the new Tyler software for Public Works Facility Work Order Processes		✓				

Facilities Performance Indicators	Goals	FY 2021/22	FY 2022/23	FY 2023/24	FY 2024/25
Number of facility service requests processed				486	451

Parks Objectives Fiscal Year 2025/26	A	B	C	D	E	F
Complete a Tree Inventory utilizing our internal GIS			✓		✓	✓
Maintain and Enhance the City's Park Infrastructure		✓	✓			
Develop Park Interpretive Programs			✓			
Complete construction of Enrico Cinquini Park Project CIP # 281			✓			

Parks Performance Indicators	Goals	FY 2021/22	FY 2022/23	FY 2023/24	FY 2024/25
Number of acres of City parks, open space, and landscaped zones maintained	C	217	224	293	493
Number of park service requests received and processed	C	30	60	1,046	1,823
Number of Trees Planted	C	400	425	550	84
Number of Trees Pruned	C	800	647	1,396	1,974

OAKLEY CALIFORNIA

Public Works Department Detail

Fiscal Year 2025/26

A Community & Economic Development **B** Community Health & Safety **C** Parks & Open Space
D Community & Collaborative Partnerships **E** Finance & Fiscal Responsibility **F** Sustainable Organization

Streets Fiscal Year 2025/26	A	B	C	D	E	F
Removal of debris from Right-of Way within 24 hours of reporting		✓				
Performed remediation of lifted sidewalk to eliminate trip and fall hazard within 24 hours		✓				

Streets Performance Indicators	Goals	FY 2021/22	FY 2022/23	FY 2023/24	FY 2024/25
Total number of street miles swept	B	6,132	6,066	5,651	6,263
Total number of storm water inlets inspected	B	2,703	4,329	4,329	4,436
Number of miles of street resurfaced	B	2	2	7	-
Number of street light malfunction service requests processed	B	222	177	273	326
Square Feet of Sidewalk replaced	B	3,550	4,735	4,374	4,179
Number of New Street Lights installed	B	30	23	79	107

This page intentionally left blank

The City contracts with Contra Costa County for Animal Control Services.

Department Divisions

Animal Control – Animal Control services patrol the City's streets and respond to public health and safety calls concerning animals in the City. The County Animal Services Department provides the service and access to its animal shelter facility in Martinez.

Department Costs and Revenue

The Costs are funded entirely by General Fund Revenues. All Staffing is provided by the County, and we are charged at an annual per capita rate.

Proposed Department and Personnel Changes

Animal Control expenditures are reported in the non-departmental financial tables.

All non-departmental costs are part of the overall costs for the City and not related to one specific department. These costs are allocated to each department based on the department's share of salary expenses. The budget includes central services, supplies, and utilities as well as the general fund contingency per policy.

Department Divisions

There are no divisions in this unit.

Department Costs and Revenue

The objectives related to the non-departmental budget are to monitor and manage citywide costs. The budget is managed by the City Manager and Administrative Services Director.

Proposed Department and Personnel Changes

There are no changes proposed for FY 2025/26.

OAKLEY
CALIFORNIA

Non-Departmental Detail

Fiscal Year 2025/26

Non-Departmental	2021/22 Actual	2022/23 Actual	2023/24 Actual	2024/25 Projected	2025/26 Proposed
Personnel Services	$ 574,448	$ 826,692	$ 696,458	$ 1,013,922	$ 1,004,720
Animal Control	$ 288,310	$ 341,873	$ 394,020	$ 491,325	$ 546,510
Services	(1,501,899)	(1,861,757)	(1,619,365)	(1,375,603)	(1,040,719)
Supplies	70,547	56,216	56,393	38,000	36,000
Capital Outlay	-	-	15,973	33,919	-
Transfers Out	5,710,000	10,380,000	2,290,323	14,288,200	4,864,728
Total Non-Departmental	$ 5,141,406	$ 9,743,024	$ 1,833,802	$ 14,489,763	$ 5,411,239

Total Non-Departmental	$ 5,141,406	$ 9,743,024	$ 1,833,802	$ 14,489,763	$ 5,411,239

Note: Animal Control converted in FY25-26 into Non-departmental Budget

This page intentionally left blank

OAKLEY CALIFORNIA

Transfers

Fiscal Year 2025/26

Staff proposes the following transfers from the General Fund to Other Funds in Fiscal Year 2025/26.

To Fund 235 Street Maintenance Reserves to cover street maintenance projects	2,249,728
To Fund 145 Stormwater NPDES to cover operational deficit	115,000
To Fund 201 General Capital Projects to cover CIP projects	1,500,000
To Fund 201 General Capital Projects to cover CIP projects	1,000,000
	$ 4,864,728

	2021/22 Actual	2022/23 Actual	2023/24 Actual	2024/25 Projected	2025/26 Proposed
Operating Transfers	5,621,000	9,577,974	2,290,323	14,288,200	4,864,728
Total Expenditures	$ 5,621,000	$ 9,577,974	$ 2,290,323	$ 14,288,200	$ 4,864,728

Total Operating Transfers	$ 5,621,000	$ 9,577,974	$ 2,290,323	$ 14,288,200	$ 4,864,728

This page intentionally left blank

Capital Outlay and Land Acquisitions

There are no appropriations anticipated for Fiscal Year 2025/26.

	2021/22 Actual	2022/23 Actual	2023/24 Actual	2024/25 Projected	2025/26 Proposed
Captal Outlay/Land Acquisitions	-	-	-	-	-
Total Expenditures	$ -	$ -	$ -	$ -	$ -

Total Capital Outlay/Land Acquisitions	$ -	$ -	$ -	$ -	$ -

This page intentionally left blank

This grant from the Delta Conservancy has the purpose of developing plans to restore 775 linear feet of Marsh Creek to provide habitat for native fish and wildlife. Various partners will be participating in the analysis including American Rivers, Inc., Contra Costa Flood District, and the adjacent property owner/developer.

Fund - 115 Oakley Creekside Park Restoration	2021/22 Actual	2022/23 Actual	2023/24 Actual	2024/25 Projected	2025/26 Proposed
Grants Revenue	$ 129,030	$ 175,107	$ 107,555	$ -	$ -
Interest	-	-	-	-	-
Total Revenues	$ 129,030	$ 175,107	$ 107,555	$ -	$ -
Personnel Services	$ -	$ -			
Services	170,508	140,626	100,559	-	-
Supplies	-	-	-	-	-
Capital Outlay	-	-	-	-	-
Operating Transfers	-	-	-	-	-
Total Expenditures	$ 170,508	$ 140,626	$ 100,559	$ -	$ -

This page intentionally left blank

The American Rescue Plan Act of 2021 (ARPA) is a $1.9 trillion Coronavirus rescue package designed to facilitate the United States' recovery from the devastating economic and health effects of the COVID-19 pandemic. The nearly $2 trillion price tag makes this economic rescue legislation one of the most expensive in U.S. history.

The City of Oakley received $10,177,190 of ARPA funding. As a result of legislation referred to as the Final Rule, the City of Oakley was allowed to claim $10 million of those funds as an economic loss and that $10 million can be used to provide government services. The remaining $177,190 was claimed by the City as a partial-reimbursement for special COVID-19 sick leave that the City's General Fund paid out to employees during the Pandemic.

The grant requires that all ARPA funding be spent by December 31, 2026 and must be allocated no later than December 31, 2024. The allocation deadline falls within this budget year.

Revenue in the table below is from Deferred Revenue and not additional revenue expected in the fund.

Fund - 120 American Rescue Plan (ARPA)	2021/22 Actual	2022/23 Actual	2023/24 Actual	2024/25 Projected	2025/26 Proposed
Grants Revenue	$ 677,196	$ 548,430	$ 2,339,200	$ 6,702,038	$ 5,790,330
Interest	9,086	193,238	436,163	-	-
Reimbursements-Grants	-	21,402	-	-	-
Total Revenues	$ 686,282	$ 763,069	$ 2,775,363	$ 6,702,038	$ 5,790,330
Personnel Services	$ -	$ -	$ -	$ -	$ -
Services	307,446	406,787	1,769,886	177,757	10,000
Supplies	28,953	-	-	-	-
Capital Outlay	52,531	163,045	569,313	6,524,513	1,006,464
Operating Transfers	177,190	-			500,000
Total Expenditures	$ 566,119	$ 569,833	$ 2,339,200	$ 6,702,270	$ 1,516,464

This page intentionally left blank

OAKLEY
CALIFORNIA

Special Revenue Funds
Downtown Revitalization Fund

Fiscal Year 2025/26

The City has developed an economic development revolving loan program. This fund was created so that the funding of the program, and ultimately the accounting for its activities, can be tracked and reported on separately. Uses for loans will be made as approved by the City Council, pursuant to the program parameters. Several years ago, the City received the transfer from the Oakley Redevelopment Successor Agency, the properties designated for "government use" and for "future development." In order to track the rents and services related to these properties they are included in this fund and the name of the fund was changed from Economic Development Revolving Loan Program to Downtown Revitalization Fund to more accurately describe the activities tracked in this fund. In more recent years some of the rental properties have been sold and therefore, you will see a reduction in activity in this fund.

Fund - 138 Downtown Revitalization	2021/22 Actual	2022/23 Actual	2023/24 Actual	2024/25 Projected	2025/26 Proposed
Rents & Concessions Revenue	$ 182,946	$ 118,010	$ 194,902	$ 161,768	$ 175,121
Interest	2,207	4,076	17,356	2,000	2,000
Lease Revenue&Interest	28,152	149,167	59,159	-	-
Operating Transfers	75,000	-	-	-	-
Total Revenues	$ 288,305	$ 271,253	$ 271,417	$ 163,768	$ 177,121
Personnel Services	$ -	$ -	$ -	$ -	$ -
Services	180,478	196,048	161,060	170,346	195,295
Supplies	-	-	165	-	-
Capital Outlay	-	-	-	-	-
Operating Transfers	-	-	-	-	3,301
Total Expenditures	$ 180,478	$ 196,048	$ 161,225	$ 170,346	$ 198,596

This page intentionally left blank

The Sports Field Maintenance Fund is a special fund established first in fiscal year 2014/15. Recognizing that organized sports field usage results in the need for more intensive upkeep and maintenance, the fund is used to account separately for the collection of fees from the ball field rentals (revenue) and expenditure of funds for an on-going maintenance program of the facilities. The funds are used for annual field renovation costs, equipment repair and replacement, supplies, and for the cost associated with staff time including contracts.

Fund - 168 Sports Field Maintenance	2021/22 Actual	2022/23 Actual	2023/24 Actual	2024/25 Projected	2025/26 Proposed
Rents & Concessions	$ 57,660	$ 46,350	$ 54,974	$ 50,000	$ 50,000
Interest	342	4,491	9,795	-	-
Unrealized Gain/(Losses)	-	-	2,180	-	-
Total Revenues	$ 58,002	$ 50,841	$ 66,949	$ 50,000	$ 50,000
Personnel Services	$ 19,606	$ 622	$ -	$ -	$ -
Services	-	-	25,553	22,779	32,485
Supplies	-	-	-		
Capital Outlay	-	-	-		
Operating Transfers	-	-	-		
Total Expenditures	$ 19,606	$ 622	$ 25,553	$ 22,779	$ 32,485

This page intentionally left blank

Special Revenue Funds
Storm Water Fund

Fiscal Year
2025/26

The City accounts for its storm water program activities in a separate fund. The City has an agreement with Contra Costa Flood Control and Water Conservations District to receive funding for the National Pollutant Discharge Elimination System Program and Drainage System Maintenance activities. The City also has assessments specific to storm water that creates revenue each year. With storm water mandates continuing to increase without a revenue source to fund these mandates, staff has proposed a transfer from the general fund this fiscal year to help fund rising expenditures.

Fund - 145 Storm Water Program	2021/22 Actual	2022/23 Actual	2023/24 Actual	2024/25 Projected	2025/26 Proposed
Stormwater (NPDES)	$ 510,455	$ 527,545	$ 560,663	$ 588,200	$ 588,200
Interest	232	16	240	-	-
Unrealized Gain/(Losses)	(2,145)	2,116	-	-	-
Miscellaneous Revenue	420	1,440	-	-	-
Operating Transfers	-	-	219,373	127,638	145,939
Total Revenues	$ 508,962	$ 531,118	$ 780,276	$ 715,838	$ 734,139
Personnel Services	$ -	$ -	$ -	$ -	$ -
Services	414,263	441,251	798,353	513,263	550,702
Supplies	222,066	253,782	643	750	-
Capital Outlay	107,516	473	-	-	-
Operating Transfers	-	-	-	-	-
Total Expenditures	$ 743,845	$ 695,506	$ 798,996	$ 514,013	$ 550,702

This page intentionally left blank

The City has a separate fund to account for developer deposits and related development application processing costs. The revenues are earned only as work is performed, and costs are incurred. All deposits that are unused in the application review processes are returned to the applicant when the review is completed.

Fund - 301 Developer Deposit	2021/22 Actual	2022/23 Actual	2023/24 Actual	2024/25 Projected	2025/26 Proposed
Developer Fees	$ 1,330,150	$ 1,369,542	$ 1,286,308	$ 1,377,446	$ 1,308,029
Interest	-	-	-		
Total Revenues	$ 1,330,150	$ 1,369,542	$ 1,286,308	$ 1,377,446	$ 1,308,029
Personnel Services	$ -	$ -	$ -	$ -	$ -
Services	1,330,217	1,369,542	1,286,308	1,377,446	1,308,029
Supplies	-	-	-	-	-
Capital Outlay	-	-	-	-	-
Operating Transfers	-	-	-	-	-
Total Expenditures	$ 1,330,217	$ 1,369,542	$ 1,286,308	$ 1,377,446	$ 1,308,029

This page intentionally left blank

OAKLEY CALIFORNIA

Special Revenue Funds
Special Community Projects

Fiscal Year 2025/26

This fund was established in FY 2024/25 as a means to continue to track special community project funding that was originally tracked utilizing the American Rescue Plan Act Grant (ARPA). As ARPA has been 100% allocated this fund will continue to provide the reader with the allocation and updates on these special projects.

Fund - 220 Special Community Projects	2021/22 Actual	2022/23 Actual	2023/24 Actual	2024/25 Projected	2025/26 Proposed
Operating Transfers	$ -	$ -	$ -	$ 4,559,836	$ -
Interest	-	-	-	-	-
Reimbursements-Grants	-	-	-	-	-
Total Revenues	$ -	$ -	$ -	$ 4,559,836	$ -
Personnel Services	$ -	$ -	$ -	$ -	$ -
Services	-	-	-	852,528	-
Supplies	-	-	-	-	-
Capital Outlay	-	-	-	3,707,308	-
Operating Transfers	-	-	-	-	-
Total Expenditures	$ -	$ -	$ -	$ 4,559,836	$ -

This page intentionally left blank

Gas Tax Fund: Gas Tax is used to account for the City's share of local gas tax revenues and congestion management funds received from the State. These revenues are for research, planning, construction, improvement, maintenance, and operation of public streets and highways (and their related public facilities for non-motorized traffic), including the mitigation of their environmental effects, the payment for property taken or damaged for such purposes, and the administrative costs necessarily incurred in the foregoing purposes. The City uses them for local roadway maintenance, roadway projects, and to subsidize the Street Lighting Fund when required.

Road Maintenance and Rehabilitation Fund: Road Maintenance and Rehabilitation is used to account for the City's share of SB1 revenues received from the State. These revenues are an ongoing revenue source for the purpose of addressing deferred maintenance on the local streets and roads. The City uses them for local roadway maintenance and rehabilitation projects.

Measure J Fund: Measure J is used to account for the City's share of the voter-approved 1/2% sales tax for transportation projects. Measure J was passed by the voters as a successor tax to Measure C. Both are restricted to the same uses as Gas Tax revenues but can also be applied to transit improvement and operations, growth management planning and compliance, pedestrian and bicycle trail construction/maintenance/operations, parking facility development, and transportation efficiency program development and operations (ridesharing, etc.). The City uses its Measure J tax revenues for local roadway maintenance and roadway projects.

Street Maintenance and Rehabilitation Fund: This was first established as a reserve fund with an intent to establish funding for ongoing routine maintenance. It was a place to save funds for more significant future maintenance projects, and to be a reserve for funding unexpected projects or higher than planned project costs on critical maintenance projects. In Fiscal Year 2021/22, it was determined that the reserve fund was not working as intended as the need to use the funds on current projects was prioritized over the need to save for the future. The fund was renamed to rehabilitation with an emphasis on expending the necessary dollars to maintain and rehabilitate city streets as needed each year. The City has made a commitment to contribute at least $2 million per year, with an annual increase of 4%, to maintain its streets on a prioritized basis. Details of funding allocations can be found in the capital improvement plan.

This page intentionally left blank

OAKLEY
CALIFORNIA

Special Revenue Funds
Road Maintenance Funds

Fiscal Year 2025/26

Fund - 140 Gas Tax	2021/22 Actual	2022/23 Actual	2023/24 Actual	2024/25 Projected	2025/26 Proposed
Grants Revenue	$ 1,019,326	$ 1,125,864	$ 1,226,331	$ 1,186,107	$ 1,209,708
Interest	2,844	34,577	52,421	15,000	15,000
Unrealized Gain/(Losses)	(31,259)	4,972	18,672	-	-
Miscellaneous Revenue	7,460	15,359	8,394	-	-
Reimbursements-Grants	25,300	-	-	-	-
Total Revenues	$ 1,023,670	$ 1,180,772	$ 1,305,818	$ 1,201,107	$ 1,224,708
Personnel Services	$ -	$ -	$ -	$ -	$ -
Services	317,354	377,839	692,711	843,275	865,826
Supplies	217,068	348,191	-	-	-
Capital Outlay	-	301,561	27,188	1,370,139	281,403
Operating Transfers	130,111	22,288	185,053	119,085	200,000
Total Expenditures	$ 664,533	$ 1,049,879	$ 904,952	$ 2,332,499	$ 1,347,229

Fund - 141 Road Maint. & Rehab (RMRA)	2021/22 Actual	2022/23 Actual	2023/24 Actual	2024/25 Projected	2025/26 Proposed
Grants Revenue	$ 861,619	$ 981,836	$ 1,137,403	$ 1,124,561	$ 1,199,966
Interest	2,319	3,220	$ 46,938	10,000	10,000
Unrealized Gain/(Losses)	-	-	(3,842)	-	-
Total Revenues	$ 863,938	$ 985,055	$ 1,180,499	$ 1,134,561	$ 1,209,966
Personnel Services	$ -	$ -	$ -	$ -	$ -
Services	3,768	3,731	8,073	2,563	2,666
Supplies	-	-	-	-	-
Capital Outlay	1,033,396	1,101,125	791,758	2,276,191	1,483,542
Operating Transfers	-	-	-	-	-
Total Expenditures	$ 1,037,164	$ 1,104,856	$ 799,831	$ 2,278,754	$ 1,486,208

OAKLEY
CALIFORNIA

Special Revenue Funds
Road Maintenance Funds

Fiscal Year 2025/26

Fund - 148 Measure J	2021/22 Actual	2022/23 Actual	2023/24 Actual	2024/25 Projected	2025/26 Proposed
Measure J Sales Tax	$ 733,912	$ 833,010	$ 770,081	$ 770,000	$ 770,000
Interest	2,579	30,142	32,882	10,000	2,500
Unrealized Gain/(Losses)	(29,500)	7,277	22,216	-	
Grant Reimbursement	-	-	198,722	-	
Total Revenues	$ 706,991	$ 870,429	$ 1,023,901	$ 780,000	$ 772,500
Personnel Services	$ -	$ -	$ -	$ -	$ -
Services	120,447	143,947	127,969	119,847	142,930
Supplies	-	-	-	-	-
Capital Outlay	1,750	299,497	2,111,935	532,891	1,372,413
Operating Transfers	-	-	-	-	-
Total Expenditures	$ 122,197	$ 443,444	$ 2,239,904	$ 652,738	$ 1,515,343

Fund - 235 Street Maintenance & Rehab	2021/22 Actual	2022/23 Actual	2023/24 Actual	2024/25 Projected	2025/26 Proposed
Operating Transfers	$ 4,000,000	$ 2,000,000	$ -	$ 6,603,364	$ 2,249,728
Developer Contribution	-	-	-	-	-
Total Revenues	$ 4,000,000	$ 2,000,000	$ -	$ 6,603,364	$ 2,249,728
Personnel Services	$ -	$ -	$ -	$ -	$ -
Services	-	-	-	-	-
Supplies	-	-	-	-	-
Capital Outlay	2,558,152	162,392	2,944,813	8,828,493	2,352,931
Operating Transfers	-	-		-	-
Total Expenditures	$ 2,558,152	$ 162,392	$ 2,944,813	$ 8,828,493	$ 2,352,931

The City has several funds that are specific to police services and can only be spent on items directly related to police services.

P-6 Police Services: The largest of these funds is the police services special tax assessment, also known as P-6, and is collected in order to fund police services for the city. A map of tax zones is included here for your reference.

Supplemental Law Enforcement Services: In1996 legislation adopted AB 3229 which is funding to local governments for front-line law enforcement activities. These grant funds supplement funding currently available for public safety including personnel, equipment, and programs.

Office of Traffic Safety Grant: When awarded an Office of Traffic Safety police grant is used as a one-time grant to fund traffic safety programs such as DUI checkpoints. Depending on the grant year, it can also be used to fund equipment as well as bike and pedestrian safety. This grant is not received every year.

Officer Wellness and Mental Health Grant: This is one time money received to be used on officer wellness and mental health. It is accounted for in a separate fund to ensure funding is being accounted for correctly.

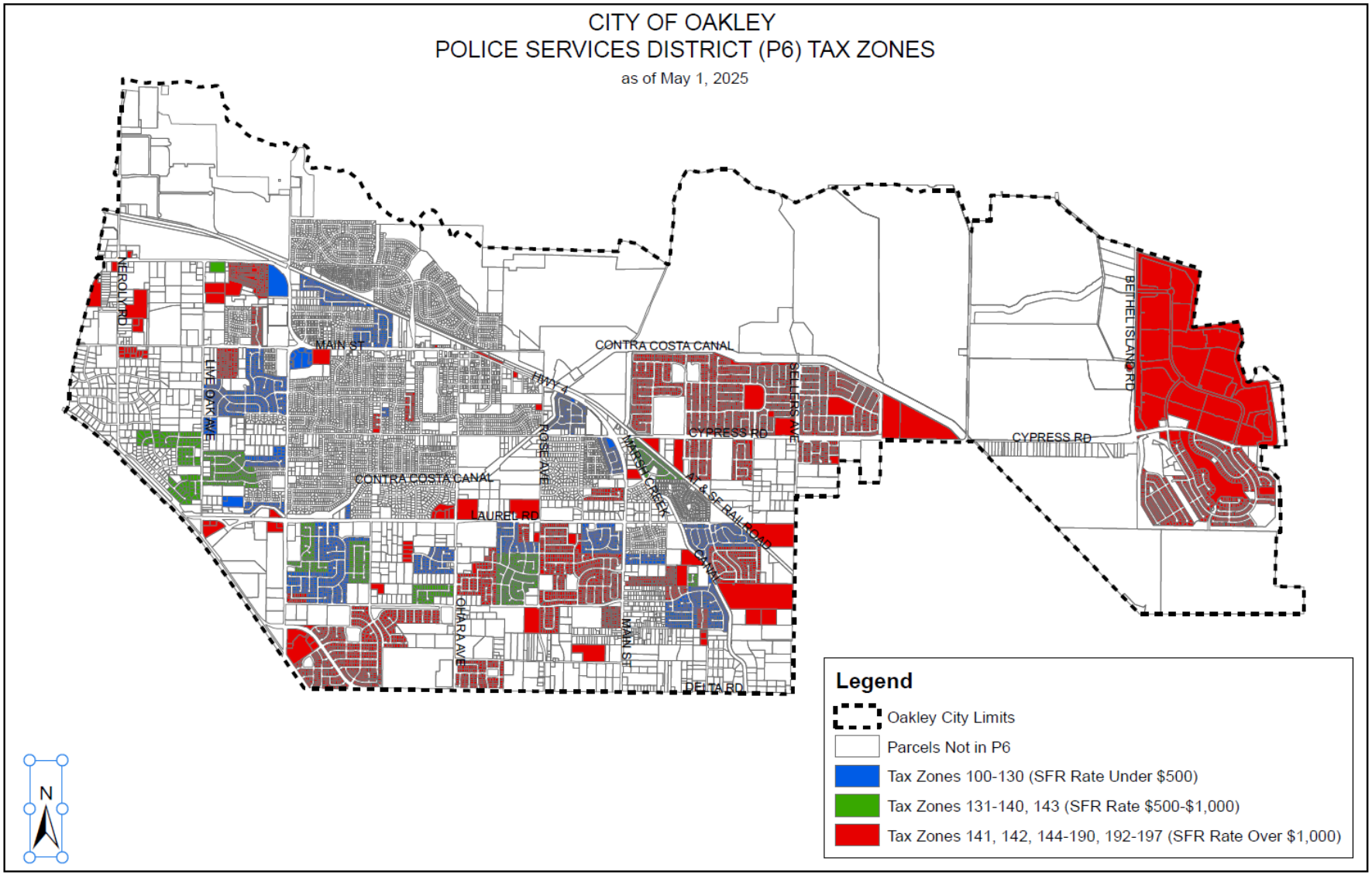
CITY OF OAKLEY
POLICE SERVICES DISTRICT (P6) TAX ZONES
as of May 1, 2025
NEROLY RD
MAIN ST
LIVE OAK AVE
CONTRA COSTA CANAL
HWY 4
ROSE AVE
MARSH CREEK
AT & SF RAILROAD
CANAL
CYPRESS RD
SELLERS AVE
CYPRESS RD
BETHEL ISLAND RD
CONTRA COSTA CANAL
LAUREL RD
O'HARA AVE
MAIN ST
DELTA RD
N
Legend
Oakley City Limits
Parcels Not in P6
Tax Zones 100-130 (SFR Rate Under $500)
Tax Zones 131-140, 143 (SFR Rate $500-$1,000)
Tax Zones 141, 142, 144-190, 192-197 (SFR Rate Over $1,000)

OAKLEY
CALIFORNIA

Special Revenue Funds
Police Services Funds

Fiscal Year 2025/26

Fund - 150 P-6 Police Services	2021/22 Actual	2022/23 Actual	2023/24 Actual	2024/25 Projected	2025/26 Proposed
Assessments	$ 6,345,919	$ 7,271,116	$ 7,732,158	$ 8,090,000	$ 8,440,505
Interest	573	15,467	33,770	15,000	15,000
Unrealized Gain/(Losses)	-	-	17,841	-	-
Total Revenues	$ 6,346,492	$ 7,286,584	$ 7,783,769	$ 8,105,000	$ 8,455,505
Personnel Services	$ -	$ -	$ -	$ -	$ -
Services	6,341,613	7,265,759	7,783,769	8,105,000	8,455,505
Supplies	-	-	-	-	-
Capital Outlay	-	-	-	-	-
Operating Transfers	-	-	-	-	-
Total Expenditures	$ 6,341,613	$ 7,265,759	$ 7,783,769	$ 8,105,000	$ 8,455,505

Fund - 151 Supplemental Law Enforcement	2021/22 Actual	2022/23 Actual	2023/24 Actual	2024/25 Projected	2025/26 Proposed
Grants Revenue	$ 161,285	$ 165,271	$ 186,159	$ 185,000	$ 185,000
Interest	62	846	2,024	500	400
Unrealized Gain/(Losses)	-	-	650	-	-
Total Revenues	$ 161,347	$ 166,117	$ 188,833	$ 185,500	$ 185,400
Personnel Services	$ -	$ -	$ -	$ -	$ -
Services	160,735	165,948	188,833	185,500	185,400
Supplies	-	-	-	-	-
Capital Outlay	-	-	-	-	-
Operating Transfers	-	-	-	-	-
Total Expenditures	$ 160,735	$ 165,948	$ 188,833	$ 185,500	$ 185,400

Fund - 152 OTS GRANT	2021/22 Actual	2022/23 Actual	2023/24 Actual	2024/25 Projected	2025/26 Proposed
Grants Revenue	$ 12,578	$ -	$ -	$ 33,276	$ 16,724
Interest	-	-	-	-	-
Total Revenues	$ 12,578	$ -	$ -	$ 33,276	$ 16,724
Personnel Services	$ 11,727	$ -	$ -	$ 30,876	$ 16,724
Services	-	-	-	-	-
Supplies	-	-	-	2,400	-
Capital Outlay	-	-	24,800	-	-
Operating Transfers	-	-	-	-	-
Total Expenditures	$ 11,727	$ -	$ 24,800	$ 33,276	$ 16,724

Fund - 154 Officer Wellness Grant	2021/22 Actual	2022/23 Actual	2023/24 Actual	2024/25 Projected	2025/26 Proposed
Grants Revenue	$ -	$ -	$ 8,425	$ 19,575	$ -
Interest	-	-	887	-	-
Unrealized Gain/(Losses)	-	-	345	-	-
Total Revenues	$ -	$ -	$ 9,657	$ 19,575	$ -
Personnel Services	$ -	$ -	$ -	$ -	$ -
Services	-	-	9,205	19,575	-
Supplies	-	-	-	-	-
Capital Outlay	-	-	-	-	-
Operating Transfers	-	-	-	-	-
Total Expenditures	$ -	$ -	$ 9,205	$ 19,575	$ -

The City has Lighting and Landscaping District within 3 zones:

Zone 1 – Fund 132 Community Parks: This zone is citywide and is used to maintain the larger City parks of more than 3 acres. It is funded primarily by assessments.

Zone 2 – Fund 133 Street Lighting: This zone provides street lighting for the entire City. It is funded primarily by assessments but does not generate sufficient revenues to be self-supporting. The Gas Tax Fund has been and is expected to continue to subsidize its operations. The subsidy continues to fluctuate and is anticipated to increase to $200,000 for this fiscal year.

Zone 3 – Funds 170-195 Neighborhood Parks (made up of 26 sub-zones): This zone maintains the City's smaller neighborhood parks. Each sub-zone generally represents a park or neighborhood with several parks and/or roadways. landscaping. Each sub-zone is funded by assessments. Several Park Zones do not have sufficient revenues to fully fund their Capital Asset Lifecycle Replacement Reserves per City Policy. The Capital Asset Lifecycle Replacement Program establishes reserves necessary to ensure funds for asset replacements and remediation projects are available when needed. These reserves are used primarily to pay for longer- term replacement or remediation activities, periodic tree pruning and streetscape replacements. Nineteen of the City's twenty-six zones were formed by the County prior to incorporation, and most do not have sufficient annual revenues to both operate and fund an appropriate contribution to their replacement reserves. While no existing critical need is going unaddressed at present, staff continues to work to find ways to ensure these long-term future needs are met. Below are a series of tables showing the revenues and expenditures for each fund.

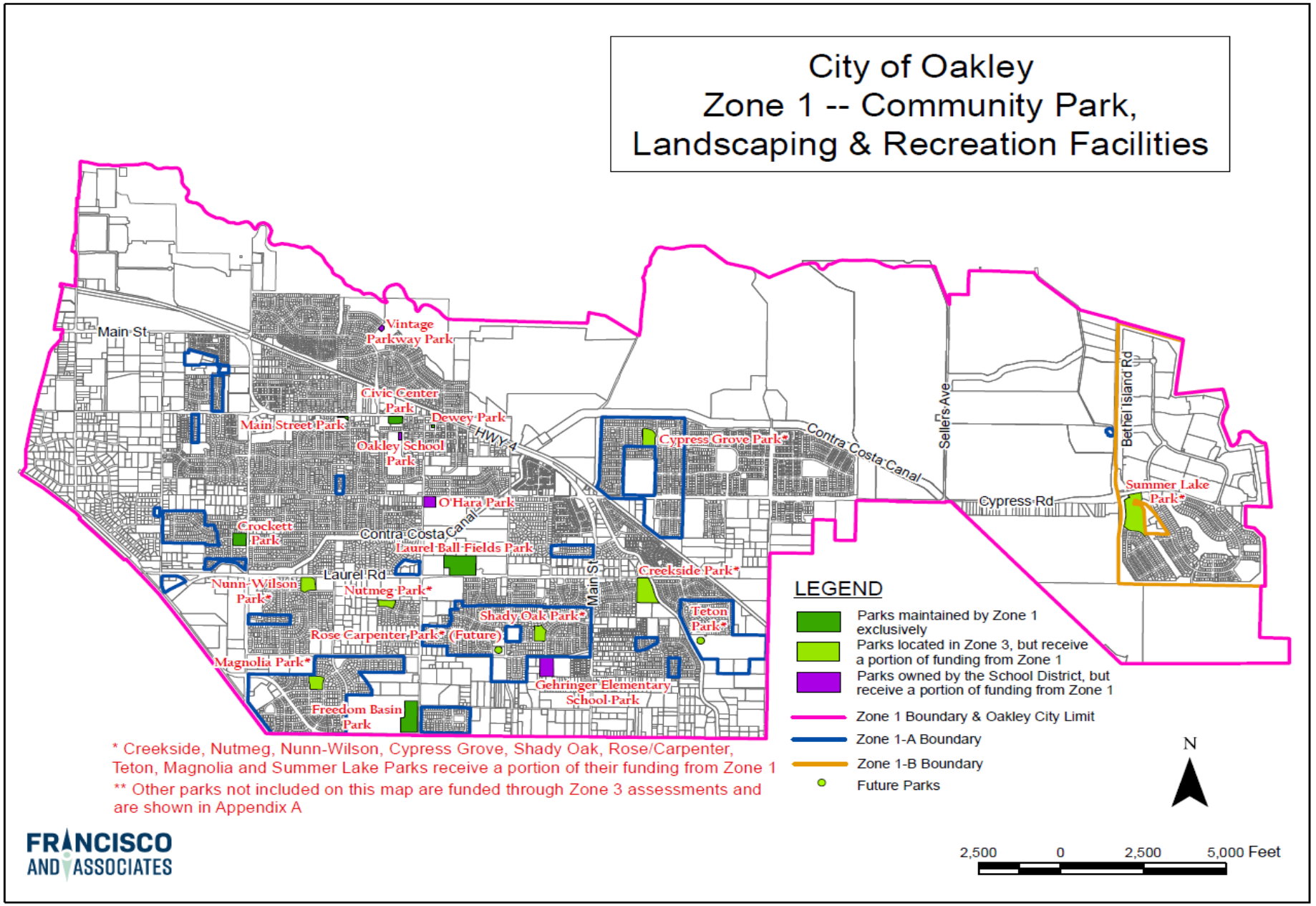
City of Oakley
Zone 1 -- Community Park,
Landscaping & Recreation Facilities
Main St
Vintage Parkway Park
Civic Center Park
Dewey Park
Main Street Park
Oakley School Park
HWY 4
Cypress Grove Park*
Contra Costa Canal
Sellers Ave
Bethel Island Rd
Summer Lake Park*
Cypress Rd
O'Hara Park
Crockett Park
Contra Costa Canal
Laurel Ball Fields Park
Laurel Rd
Creekside Park*
Main St
Nunn-Wilson Park*
Nutmeg Park*
Shady Oak Park*
Teton Park*
Rose Carpenter Park* (Future)
Magnolia Park*
Gehringer Elementary School Park
Freedom Basin Park
LEGEND
Parks maintained by Zone 1 exclusively
Parks located in Zone 3, but receive a portion of funding from Zone 1
Parks owned by the School District, but receive a portion of funding from Zone 1
Zone 1 Boundary & Oakley City Limit
Zone 1-A Boundary
Zone 1-B Boundary
Future Parks
N
2,500 0 2,500 5,000 Feet
* Creekside, Nutmeg, Nunn-Wilson, Cypress Grove, Shady Oak, Rose/Carpenter, Teton, Magnolia and Summer Lake Parks receive a portion of their funding from Zone 1
** Other parks not included on this map are funded through Zone 3 assessments and are shown in Appendix A
FRANCISCO AND ASSOCIATES

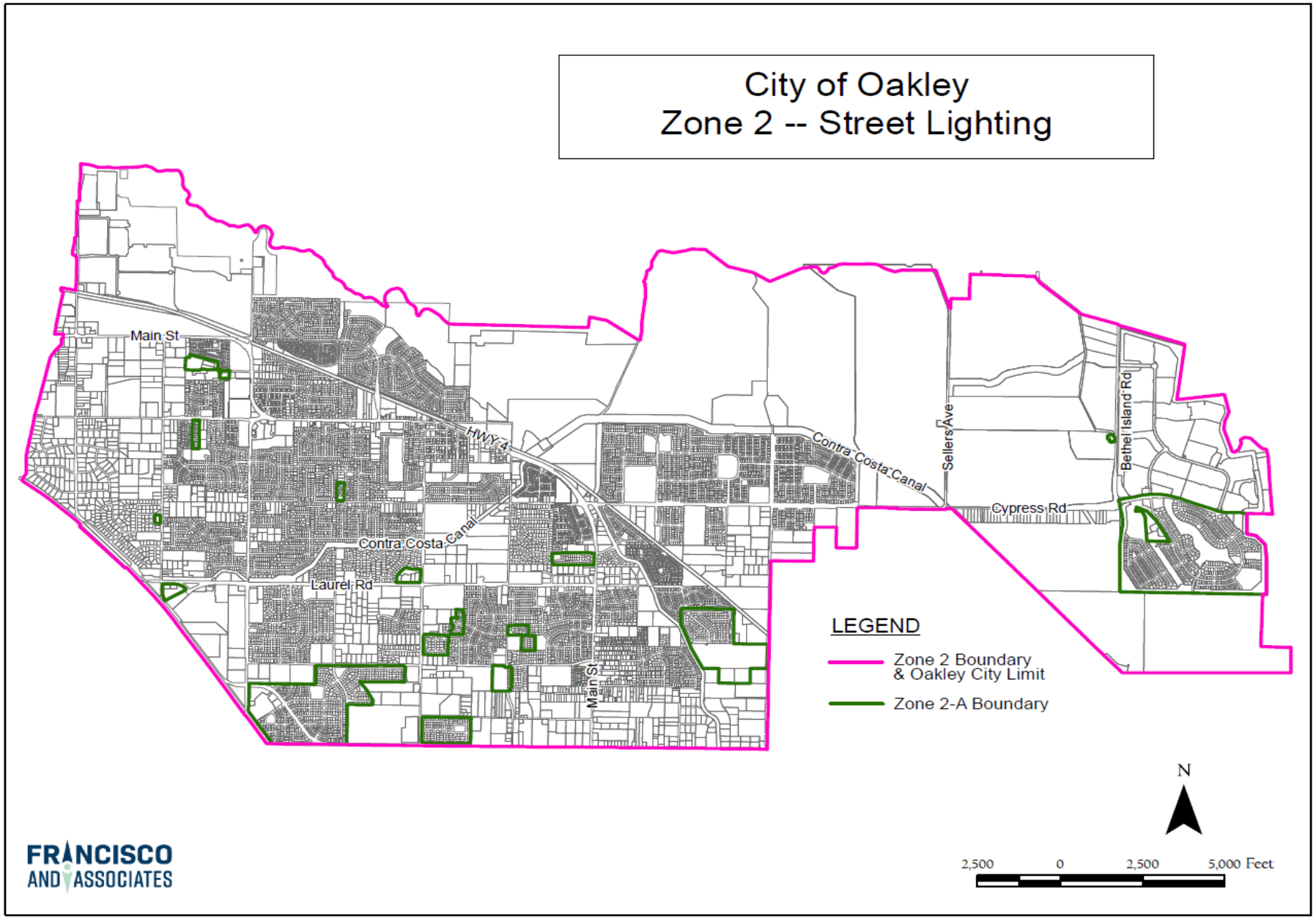
City of Oakley
Zone 2 -- Street Lighting
Main St
HWY 4
Contra Costa Canal
Laurel Rd
Main St
Contra Costa Canal
Sellers Ave
Bethel Island Rd
Cypress Rd
LEGEND
Zone 2 Boundary & Oakley City Limit
Zone 2-A Boundary
N
2,500
0
2,500
5,000 Feet
FRANCISCO AND ASSOCIATES

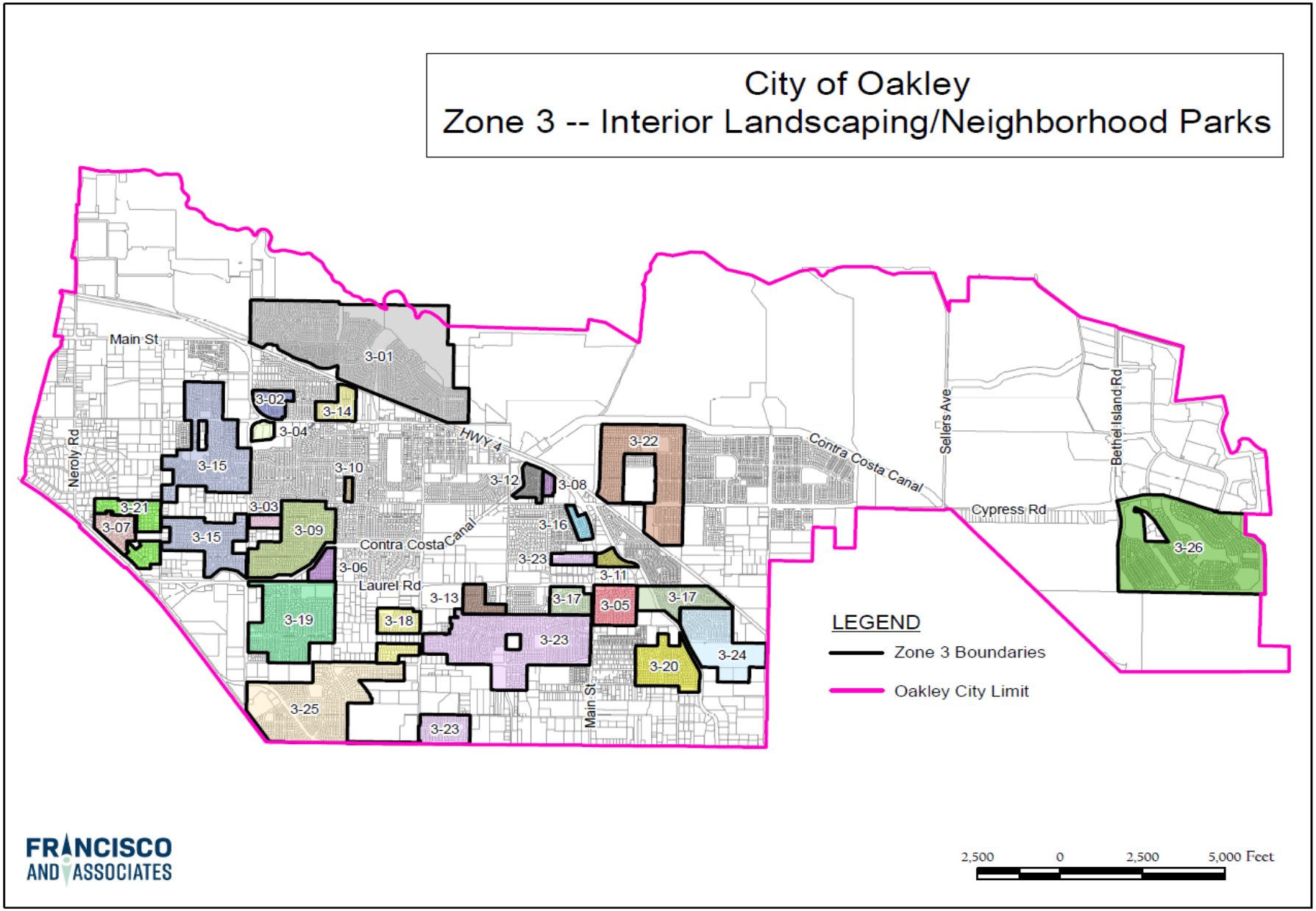
City of Oakley
Zone 3 -- Interior Landscaping/Neighborhood Parks
Main St
Neroly Rd
HWY 4
Contra Costa Canal
Laurel Rd
Sellers Ave
Bethel Island Rd
Cypress Rd
3-01
3-02
3-03
3-04
3-05
3-06
3-07
3-08
3-09
3-10
3-11
3-12
3-13
3-14
3-15
3-16
3-17
3-18
3-19
3-20
3-21
3-22
3-23
3-24
3-25
3-26
LEGEND
Zone 3 Boundaries
Oakley City Limit
FRANCISCO AND ASSOCIATES
2,500 0 2,500 5,000 Feet

Fund - 132 Zone 1- Community Parks	2021/22 Actual	2022/23 Actual	2023/24 Actual	2024/25 Projected	2025/26 Proposed
Assessments	$ 1,953,804	$ 2,157,227	$ 2,328,722	$ 2,382,252	$ 2,485,865
Interest	7,860	95,724	194,294	19,750	20,000
Unrealized Gain/(Losses)	(86,585)	11,101	46,289	-	-
Miscellaneous Revenue	3,125	2,750	2,500	-	2,250
Reimbursements-Grants	125	-	-	-	-
Total Revenues	$ 1,878,328	$ 2,266,802	$ 2,571,805	$ 2,402,002	$ 2,508,115
Services	$ 1,352,619	$ 1,131,783	$ 1,510,570	$ 1,980,307	$ 2,106,928
Supplies	-	-	-	-	-
Capital Outlay	-	228,861	42,438	162,769	966,771
Operating Transfers	180,000	180,000	210,000	240,000	300,100
Total Expenditures	$ 1,532,619	$ 1,540,644	$ 1,763,008	$ 2,383,076	$ 3,373,799

Fund - 133 Zone 2- Street Lighting	2021/22 Actual	2022/23 Actual	2023/24 Actual	2024/25 Projected	2025/26 Proposed
Assessments	$ 336,275	$ 369,032	$ 392,976	$ 399,995	$ 415,896
Interest	3,200	6,306	8,184	900	1,000
Unrealized Gain/(Losses)	(43,852)	38,735	3,761	-	-
Operating Transfers	130,111	22,288	185,053	119,085	200,000
Total Revenues	$ 425,734	$ 436,360	$ 589,973	$ 519,980	$ 616,896
Services	$ 425,734	$ 447,235	$ 588,083	$ 519,980	$ 628,749
Supplies	-	-	-	-	-
Capital Outlay	-	-	1,890	-	-
Operating Transfers	-	-	-	-	-
Total Expenditures	$ 425,734	$ 447,235	$ 589,973	$ 519,980	$ 628,749

Fund - 170 Vintage Parkway	2021/22 Actual	2022/23 Actual	2023/24 Actual	2024/25 Projected	2025/26 Proposed
Assessments	$ 73,714	$ 73,772	$ 73,772	$ 73,772	$ 73,772
Interest	388	4,529	8,915	500	500
Unrealized Gain/(Losses)	(4,203)	662	2,224	-	-
Operating Transfers	5,000	5,000	5,000	5,000	5,000
Total Revenues	$ 74,898	$ 83,963	$ 89,910	$ 79,272	$ 79,272
Services	$ 69,758	$ 59,430	$ 64,230	$ 79,008	$ 81,206
Supplies	-	-			
Capital Outlay	-	-			
Operating Transfers	-	-			
Total Expenditures	$ 69,758	$ 59,430	$ 64,230	$ 79,008	$ 81,206

Fund - 171 Oakley Ranch	2021/22 Actual	2022/23 Actual	2023/24 Actual	2024/25 Projected	2025/26 Proposed
Assessments	$ 26,446	$ 26,446	$ 26,446	$ 26,446	$ 26,446
Interest	54	514	679	100	100
Unrealized Gain/(Losses)	(578)	184	299	-	-
Operating Transfers	-	-		-	6,500
Total Revenues	$ 25,922	$ 27,143	$ 27,424	$ 26,546	$ 33,046
Services	$ 29,429	$ 29,654	$ 33,476	$ 31,799	$ 40,534
Supplies	-	-	-	-	-
Capital Outlay	-	-	-	-	-
Operating Transfers	-	-	-	-	-
Total Expenditures	$ 29,429	$ 29,654	$ 33,476	$ 31,799	$ 40,534

Fund - 172 Empire	2021/22 Actual	2022/23 Actual	2023/24 Actual	2024/25 Projected	2025/26 Proposed
Assessments	$ 4,534	$ 4,534	$ 4,534	$ 4,534	$ 4,534
Interest	168	1,832	3,460	200	200
Unrealized Gain/(Losses)	(1,818)	412	911	-	-
Operating Transfers	-	-	-	-	-
Total Revenues	$ 2,884	$ 6,778	$ 8,905	$ 4,734	$ 4,734
Services	$ 3,884	$ 3,937	$ 3,991	$ 4,770	$ 4,924
Supplies	-	-	-	-	-
Capital Outlay	-	-	-	-	-
Operating Transfers	-	-	-	-	-
Total Expenditures	$ 3,884	$ 3,937	$ 3,991	$ 4,770	$ 4,924

Fund - 173 Oakley Town Center	2021/22 Actual	2022/23 Actual	2023/24 Actual	2024/25 Projected	2025/26 Proposed
Assessments	$ 10,935	$ 10,935	$ 10,935	$ 10,935	$ 10,935
Interest	162	1,814	3,501	600	600
Unrealized Gain/(Losses)	(1,757)	355	895	-	-
Operating Transfers	-	-	-	-	-
Total Revenues	$ 9,340	$ 13,104	$ 15,331	$ 11,535	$ 11,535
Services	$ 7,388	$ 7,926	$ 7,908	$ 11,366	$ 10,743
Supplies	-	-	-	-	-
Capital Outlay	-	-	-	-	-
Operating Transfers	-	-	-	-	-
Total Expenditures	$ 7,388	$ 7,926	$ 7,908	$ 11,366	$ 10,743

Fund - 174 Oak Grove	2021/22 Actual	2022/23 Actual	2023/24 Actual	2024/25 Projected	2025/26 Proposed
Assessments	$ 28,405	$ 28,405	$ 28,405	$ 28,405	$ 28,405
Interest	167	1,937	3,852	200	200
Unrealized Gain/(Losses)	(1,810)	293	948	-	-
Operating Transfers	-	-	-	-	-
Total Revenues	$ 26,762	$ 30,635	$ 33,205	$ 28,605	$ 28,605
Services	$ 23,404	$ 19,925	$ 20,520	$ 28,540	$ 26,909
Supplies	-	-	-	-	-
Capital Outlay	-	-	-	-	-
Operating Transfers	-	-	-	-	-
Total Expenditures	$ 23,404	$ 19,925	$ 20,520	$ 28,540	$ 26,909

Fund - 175 Laurel Wood /Luna Estates	2021/22 Actual	2022/23 Actual	2023/24 Actual	2024/25 Projected	2025/26 Proposed
Assessments	$ 7,668	$ 7,668	$ 7,668	$ 7,668	$ 7,668
Interest	192	2,114	4,020	200	200
Unrealized Gain/(Losses)	(2,076)	449	1,049	-	-
Operating Transfers	-	-	-	-	-
Total Revenues	$ 5,784	$ 10,232	$ 12,737	$ 7,868	$ 7,868
Services	$ 6,140	$ 5,944	$ 6,216	$ 7,769	$ 7,244
Supplies	-	-	-	-	-
Capital Outlay	-	-	-	-	-
Operating Transfers	-	-	-	-	-
Total Expenditures	$ 6,140	$ 5,944	$ 6,216	$ 7,769	$ 7,244

Fund - 176 South Forty	2021/22 Actual	2022/23 Actual	2023/24 Actual	2024/25 Projected	2025/26 Proposed
Assessments	$ 9,805	$ 9,805	$ 9,805	$ 9,805	$ 9,805
Interest	101	1,122	2,049	100	100
Unrealized Gain/(Losses)	(1,099)	230	580	-	-
Operating Transfers	-	-	-	-	-
Total Revenues	$ 8,807	$ 11,158	$ 12,434	$ 9,905	$ 9,905
Services	$ 8,151	$ 8,256	$ 12,239	$ 9,806	$ 9,215
Supplies	-	-	-	-	-
Capital Outlay	-	-	-	-	-
Operating Transfers	-	-	-	-	-
Total Expenditures	$ 8,151	$ 8,256	$ 12,239	$ 9,806	$ 9,215

Fund - 177 Claremont	2021/22 Actual	2022/23 Actual	2023/24 Actual	2024/25 Projected	2025/26 Proposed
Assessments	$ 7,628	$ 7,628	$ 7,628	$ 7,628	$ 7,628
Interest	21	175	177	100	100
Unrealized Gain/(Losses)	(220)	93	108	-	-
Operating Transfers	-	-	-	-	2,700
Total Revenues	$ 7,429	$ 7,896	$ 7,913	$ 7,728	$ 10,428
Services	$ 10,602	$ 10,520	$ 11,861	$ 7,679	$ 13,179
Supplies	-	-	-	-	-
Capital Outlay	-	-	-	-	-
Operating Transfers	-	-	-	-	-
Total Expenditures	$ 10,602	$ 10,520	$ 11,861	$ 7,679	$ 13,179

Fund - 178 Gateway	2021/22 Actual	2022/23 Actual	2023/24 Actual	2024/25 Projected	2025/26 Proposed
Assessments	$ 18,360	$ 18,360	$ 18,360	$ 18,360	$ 18,360
Interest	360	3,883	7,245	250	250
Unrealized Gain/(Losses)	(3,891)	908	1,950	-	-
Operating Transfers	-	-		-	-
Total Revenues	$ 14,829	$ 23,151	$ 27,555	$ 18,610	$ 18,610
Services	$ 22,160	$ 19,036	$ 21,138	$ 18,561	$ 26,405
Supplies	-	-	-	-	-
Capital Outlay	-	-	-	-	-
Operating Transfers	-	-	-	-	-
Total Expenditures	$ 22,160	$ 19,036	$ 21,138	$ 18,561	$ 26,405

Fund - 179 Countryside-Village Green	2021/22 Actual	2022/23 Actual	2023/24 Actual	2024/25 Projected	2025/26 Proposed
Assessments	$ 2,625	$ 2,625	$ 2,625	$ 2,625	$ 2,625
Interest	53	558	1,006	250	250
Unrealized Gain/(Losses)	(570)	145	283	-	-
Operating Transfers	-	-	-	-	-
Total Revenues	$ 2,108	$ 3,328	$ 3,914	$ 2,875	$ 2,875
Services	$ 3,526	$ 3,475	$ 3,689	$ 3,164	$ 4,229
Supplies	-	-	-	-	-
Capital Outlay	-	-	-	-	-
Operating Transfers	-	-	-	-	-
Total Expenditures	$ 3,526	$ 3,475	$ 3,689	$ 3,164	$ 4,229

Fund - 180 Country Fair Meadow Glen	2021/22 Actual	2022/23 Actual	2023/24 Actual	2024/25 Projected	2025/26 Proposed
Assessments	$ 5,423	$ 5,423	$ 5,423	$ 5,423	$ 5,423
Interest	2	4	55	50	50
Unrealized Gain/(Losses)	(15)	8	(11)	-	-
Operating Transfers	-	4,000	5,831	3,500	7,500
Total Revenues	$ 5,410	$ 9,435	$ 11,299	$ 8,973	$ 12,973
Services	$ 8,877	$ 9,305	$ 7,701	$ 13,924	$ 9,176
Supplies	-	-	-	-	-
Capital Outlay	-	-	-	-	-
Other Financing Uses	11	62	-	-	-
Total Expenditures	$ 8,888	$ 9,367	$ 7,701	$ 13,924	$ 9,176

Fund - 181 California Sunrise	2021/22 Actual	2022/23 Actual	2023/24 Actual	2024/25 Projected	2025/26 Proposed
Assessments	$ 3,502	$ 3,502	$ 3,502	$ 3,502	$ 3,502
Interest	150	1,639	3,118	200	200
Unrealized Gain/(Losses)	(1,622)	364	810	-	-
Operating Transfers	-	-	-	-	-
Total Revenues	$ 2,030	$ 5,505	$ 7,430	$ 3,702	$ 3,702
Services	$ 2,791	$ 2,800	$ 1,908	$ 3,653	$ 2,417
Supplies	-	-	-	-	-
Capital Outlay	-	-	-	-	-
Operating Transfers	-	-	-	-	-
Total Expenditures	$ 2,791	$ 2,800	$ 1,908	$ 3,653	$ 2,417

Fund - 182 California Sunrise	2021/22 Actual	2022/23 Actual	2023/24 Actual	2024/25 Projected	2025/26 Proposed
Assessments	$ 12,000	$ 12,000	$ 12,000	$ 12,000	$ 12,000
Interest	319	3,513	6,683	250	250
Unrealized Gain/(Losses)	(3,451)	747	1,745	-	-
Operating Transfers	-	-	-	-	-
Total Revenues	$ 8,867	$ 16,260	$ 20,428	$ 12,250	$ 12,250
Services	$ 9,760	$ 8,890	$ 9,873	$ 12,201	$ 11,916
Supplies	-	-	-	-	-
Capital Outlay	-	-	-	-	-
Operating Transfers	-	-	-	-	-
Total Expenditures	$ 9,760	$ 8,890	$ 9,873	$ 12,201	$ 11,916

Fund - 183 Claremont Heritage	2021/22 Actual	2022/23 Actual	2023/24 Actual	2024/25 Projected	2025/26 Proposed
Assessments	$ 18,240	$ 18,240	$ 18,240	$ 18,240	$ 18,240
Interest	452	5,062	9,798	300	300
Unrealized Gain/(Losses)	(4,903)	992	2,495	-	-
Operating Transfers	-	-	-	-	-
Total Revenues	$ 13,789	$ 24,295	$ 30,533	$ 18,540	$ 18,540
Services	$ 10,389	$ 9,307	$ 9,976	$ 18,276	$ 12,000
Supplies	-	-	-	-	-
Capital Outlay	-	-	-	-	-
Operating Transfers	-	-	-	-	-
Total Expenditures	$ 10,389	$ 9,307	$ 9,976	$ 18,276	$ 12,000

Fund - 184 Country Fair Meadow Glen II	2021/22 Actual	2022/23 Actual	2023/24 Actual	2024/25 Projected	2025/26 Proposed
Assessments	$ 122,682	$ 122,682	$ 122,613	$ 122,613	$ 122,682
Interest	414	4,600	8,180	300	300
Unrealized Gain/(Losses)	(4,495)	984	2,333	-	-
Operating Transfers	-	-	-	-	-
Total Revenues	$ 118,601	$ 128,266	$ 133,126	$ 122,913	$ 122,982
Services	$ 115,025	$ 124,650	$ 127,267	$ 122,649	$ 143,864
Supplies	-	-			
Capital Outlay	-	-			
Operating Transfers	-	-			
Total Expenditures	$ 115,025	$ 124,650	$ 127,267	$ 122,649	$ 143,864

Fund - 185 Sundance	2021/22 Actual	2022/23 Actual	2023/24 Actual	2024/25 Projected	2025/26 Proposed
Assessments	$ 8,910	$ 8,910	$ 8,910	$ 8,910	$ 8,910
Interest	27	311	558	100	100
Unrealized Gain/(Losses)	(294)	52	162	-	-
Operating Transfers	-	-	-	-	-
Total Revenues	$ 8,643	$ 9,273	$ 9,630	$ 9,010	$ 9,010
Services	$ 8,148	$ 8,286	$ 9,316	$ 8,961	$ 10,051
Supplies	-	-			
Capital Outlay	-	-			
Operating Transfers	-	-			
Total Expenditures	$ 8,148	$ 8,286	$ 9,316	$ 8,961	$ 10,051

Fund - 186 CA Jamboree-Laurel Anne	2021/22 Actual	2022/23 Actual	2023/24 Actual	2024/25 Projected	2025/26 Proposed
Assessments	$ 87,684	$ 87,684	$ 87,684	$ 87,684	$ 87,684
Interest	842	9,054	16,798	500	500
Unrealized Gain/(Losses)	(9,148)	2,258	4,465	-	-
Operating Transfers	30,000	30,000	30,000	30,000	30,000
Total Revenues	$ 109,378	$ 128,996	$ 138,948	$ 118,184	$ 118,184
Services	$ 112,777	$ 121,706	$ 110,783	$ 201,595	$ 124,593
Supplies	-	-	-	-	-
Capital Outlay	-	-	-	-	-
Operating Transfers	-	-	-	-	-
Total Expenditures	$ 112,777	$ 121,706	$ 110,783	$ 201,595	$ 124,593

Fund - 187 Country Place	2021/22 Actual	2022/23 Actual	2023/24 Actual	2024/25 Projected	2025/26 Proposed
Assessments	$ 23,400	$ 23,400	$ 23,400	$ 23,400	$ 23,400
Interest	-	-	-	-	-
Unrealized Gain/(Losses)	-	-	-	-	-
Operating Transfers	20,000	20,000	40,000	51,500	73,400
Total Revenues	$ 43,400	$ 43,400	$ 63,400	$ 74,900	$ 96,800
Services	$ 42,998	$ 45,341	$ 48,274	$ 46,491	$ 54,753
Supplies	-	-	-	-	-
Capital Outlay	-	-	-	-	-
Other Financing Uses	281	1,642	2,972	-	-
Total Expenditures	$ 43,279	$ 46,983	$ 51,246	$ 46,491	$ 54,753

Fund - 188 Laurel Crest	2021/22 Actual	2022/23 Actual	2023/24 Actual	2024/25 Projected	2025/26 Proposed
Assessments	$ 87,600	$ 87,600	$ 87,600	$ 87,600	$ 87,600
Interest	225	2,085	3,536	200	200
Unrealized Gain/(Losses)	(2,442)	812	1,078	-	-
Operating Transfers	70,000	70,000	90,000	120,000	120,000
Total Revenues	$ 155,384	$ 160,497	$ 182,214	$ 207,800	$ 207,800
Services	$ 162,496	$ 175,298	$ 184,085	$ 199,311	$ 227,532
Supplies	-	-	-	-	-
Capital Outlay	-	-	-	-	-
Operating Transfers	-	-	-	-	-
Total Expenditures	$ 162,496	$ 175,298	$ 184,085	$ 199,311	$ 227,532

Fund - 189 Marsh Creek Glen	2021/22 Actual	2022/23 Actual	2023/24 Actual	2024/25 Projected	2025/26 Proposed
Assessments	$ 103,323	$ 108,685	$ 114,451	$ 117,158	$ 120,309
Interest	800	9,319	18,839	350	350
Unrealized Gain/(Losses)	(8,770)	1,349	4,552	-	-
Operating Transfers	-	-	-	-	-
Total Revenues	$ 95,352	$ 119,353	$ 137,842	$ 117,508	$ 120,659
Services	$ 71,059	$ 55,676	$ 76,679	$ 114,019	$ 73,309
Supplies	-	-	-		-
Capital Outlay	-	-	-	200,000	-
Operating Transfers	-	-	-	-	-
Total Expenditures	$ 71,059	$ 55,676	$ 76,679	$ 314,019	$ 73,309

Fund - 190 Quail Glen	2021/22 Actual	2022/23 Actual	2023/24 Actual	2024/25 Projected	2025/26 Proposed
Assessments	$ 33,524	$ 35,265	$ 37,135	$ 38,014	$ 39,037
Interest	223	2,609	4,471	500	500
Unrealized Gain/(Losses)	(2,435)	395	1,416	-	-
Operating Transfers	-	-		-	-
Total Revenues	$ 31,312	$ 38,269	$ 43,022	$ 38,514	$ 39,537
Services	$ 23,781	$ 33,745	$ 43,929	$ 37,987	$ 36,458
Supplies	-	-	-	-	-
Capital Outlay	-	-	-	-	-
Operating Transfers	-	-	-	-	-
Total Expenditures	$ 23,781	$ 33,745	$ 43,929	$ 37,987	$ 36,458

OAKLEY
CALIFORNIA

Special Revenue Funds
Lighting and Landscaping District Funds

Fiscal Year 2025/26

Fund - 191 Cypress Grove	2021/22 Actual	2022/23 Actual	2023/24 Actual	2024/25 Projected	2025/26 Proposed
Assessments	$ 295,137	$ 310,462	$ 326,930	$ 334,664	$ 343,664
Interest	1,341	12,643	21,518	1,000	1,000
Unrealized Gain/(Losses)	(14,511)	5,426	6,182	-	-
Operating Transfers	10,000	10,000	10,000	10,000	10,000
Total Revenues	$ 291,967	$ 338,531	$ 364,630	$ 345,664	$ 354,664
Services	$ 312,662	$ 423,655	$ 319,966	$ 315,896	$ 299,863
Supplies	-	-	-	-	-
Capital Outlay	-	-	116,283	-	-
Operating Transfers	-	-	-	-	-
Total Expenditures	$ 312,662	$ 423,655	$ 436,249	$ 315,896	$ 299,863

Fund - 192 South Oakley	2021/22 Actual	2022/23 Actual	2023/24 Actual	2024/25 Projected	2025/26 Proposed
Assessments	$ 426,870	$ 461,868	$ 498,895	$ 510,706	$ 530,864
Interest	907	10,847	22,742	300	300
Unrealized Gain/(Losses)	(9,830)	1,011	5,258	-	-
Operating Transfers	10,000	10,000	10,000	10,000	10,000
Total Revenues	$ 427,947	$ 483,726	$ 536,895	$ 521,006	$ 541,164
Services	$ 451,905	$ 370,554	$ 415,354	$ 482,077	$ 483,752
Supplies	-	-	-	-	-
Capital Outlay	-	-	-	-	-
Operating Transfers	-	-	-	-	-
Total Expenditures	$ 451,905	$ 370,554	$ 415,354	$ 482,077	$ 483,752

Fund - 193 Stone Creek	2021/22 Actual	2022/23 Actual	2023/24 Actual	2024/25 Projected	2025/26 Proposed
Assessments	$ 64,391	$ 70,833	$ 77,916	$ 85,707	$ 89,993
Interest	761	9,174	18,648	300	300
Unrealized Gain/(Losses)	(8,329)	1,140	4,460	-	-
Operating Transfers	-	-	-	-	-
Total Revenues	$ 56,823	$ 81,147	$ 101,024	$ 86,007	$ 90,293
Services	$ 20,640	$ 22,643	$ 44,797	$ 73,269	$ 25,827
Supplies	-	-	-	-	-
Capital Outlay	-	-	-	-	-
Operating Transfers	-	-	-	-	-
Total Expenditures	$ 20,640	$ 22,643	$ 44,797	$ 73,269	$ 25,827

Fund - 194 Magnolia Park	2021/22 Actual	2022/23 Actual	2023/24 Actual	2024/25 Projected	2025/26 Proposed
Assessments	$ 833,047	$ 916,357	$ 984,314	$ 1,007,610	$ 1,032,538
Interest	4,050	48,454	98,177	2,000	2,000
Unrealized Gain/(Losses)	(43,705)	5,284	23,912	0	-
Operating Transfers	10,000	10,000	10,000	10,000	10,000
Total Revenues	$ 803,392	$ 980,095	$ 1,116,403	$ 1,019,610	$ 1,044,538
Services	$ 830,035	$ 626,645	$ 719,421	$ 950,179	$ 627,981
Supplies	-	-	-	-	-
Capital Outlay	-	-	111,867	-	1,200,000
Operating Transfers	-	-	-	-	
Total Expenditures	$ 830,035	$ 626,645	$ 831,288	$ 950,179	$ 1,827,981

Fund - 195 Summer Lake	2021/22 Actual	2022/23 Actual	2023/24 Actual	2024/25 Projected	2025/26 Proposed
Assessments	$ 482,056	$ 530,255	$ 583,285	$ 612,450	$ 643,076
Interest	2,301	27,705	54,570	2,000	2,000
Unrealized Gain/(Losses)	(24,948)	2,990	13,988	-	-
Operating Transfers	25,000	25,000	25,000	25,000	25,000
Total Revenues	$ 484,409	$ 585,949	$ 676,844	$ 639,450	$ 670,076
Services	$ 479,587	$ 397,183	$ 554,151	$ 581,802	$ 398,796
Supplies	-	-	-	-	-
Capital Outlay	-	-	-	-	-
Operating Transfers	-	-	-	-	-
Total Expenditures	$ 479,587	$ 397,183	$ 554,151	$ 581,802	$ 398,796

The City has several Community Facilities Districts:

CFD #1 – Fund 420 Cypress Grove: In October 2005, the City formed CFD #1 (Cypress Grove) to account for drainage maintenance activities in this new development. This was the first such district formed in the City and serves as a model for future developments. These activities are funded entirely by assessments to property owners.

Community Facilities District # 2015-1 – Funds 405-407 Emerson Ranch: The City of Oakley formed Community Facilities District No. 2015-1 (Emerson Ranch Maintenance) ("CFD") on January 13, 2015. The City of Oakley has a separate fund to account for the CFD revenues and expenditures. Each year the City levies a special tax on parcels within the CFD to augment their financial impact to the City's services budget for regional, community and neighborhood parks, street lighting, neighborhood landscaping and stormwater services. In FY 2020/2021, these districts were split into individual funds to better track revenues and expenditures.

Community Facilities District # 2015-2 – Fund 403-441: The City of Oakley formed Community Facilities District No. 2015-2 (Parks, Street Light, Landscape and Stormwater Services) ("CFD") on January 12, 2016. Each year the City levies a special tax on parcels within the CFD to augment their financial impact to the City's services budget for regional, community and neighborhood parks, street lighting, neighborhood landscaping and stormwater services. In FY 2020-2021 this district was split into individual funds to better track revenues and expenditures. Each year, we continue to form new district zones within the 2015-2 District as development continues.

Community Facilities District # 2018-1 – Fund 404 Fire Protection: The City of Oakley formed Community Facilities District No. 2018-1 (Fire Protection) ("CFD") in September of 2018. The City of Oakley has a separate fund to account for the CFD revenues and expenditures. Each year the City levies a special tax on parcels within the CFD to augment financial impacts. All revenues received, excluding administrative costs, are paid to the fire district to offset fire protection expenses.

Community Facilities District # 2020-1 – Fund 427 Contra Costa Logistics Center: The City of Oakley formed Community Facilities District No. 2020-1 in June of 2020. The CFD was created to provide a financing mechanism to fund police protection services and the maintenance, including servicing, repair, and replacement of City infrastructure such as community parks, streetlighting, localized landscaping, and stormwater facilities. The CFD was formed with parcels encompassing the planned Contra Costa Logistics Center located north of Main Street and East of Bridgehead Road as the boundaries of the CFD.

Community Facilities District # 2022-2 – Summer Lake North Fund 433 & 442: The City of Oakley formed Community Facilities District No 2022-2 in November of 2022. The CFD was created to provide a financing mechanism to fund the maintenance, including servicing, repair, and replacement of City infrastructure such as regional parks, community parks, neighborhood parks, streetlighting, landscaping, neighborhood parks, and stormwater facilities, and Reclamation District 799 ("RD 799") infrastructure such as levees, drainage pump stations, and other storm drainage improvements. The CFD was formed with the Summer Lake North development, located north of East Cypress Road, east of Bethel Island Road, and south and west of Sandmound Boulevard, as the boundaries of the CFD. All revenues received, excluding administrative costs, are paid to the reclamation district.

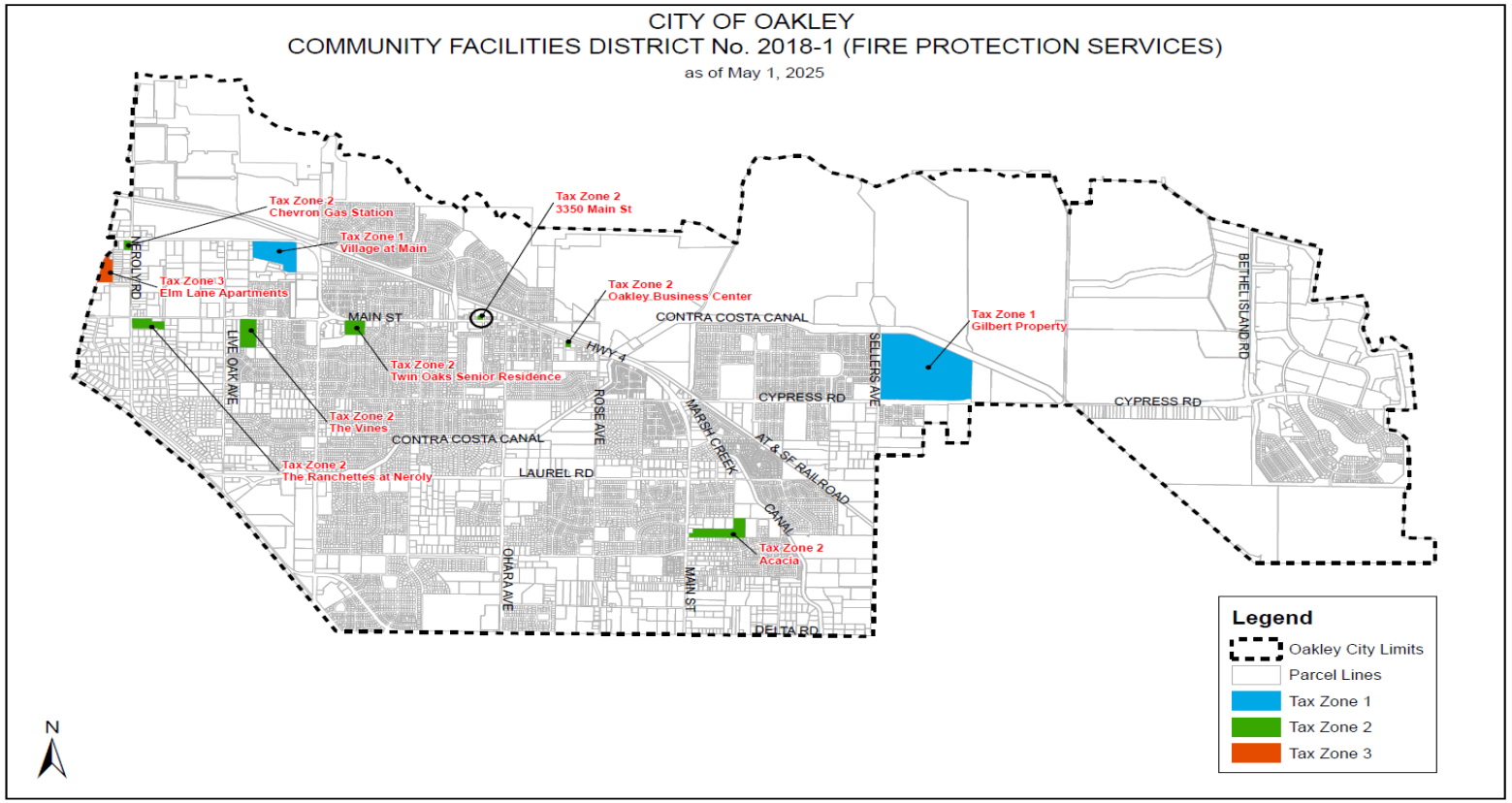

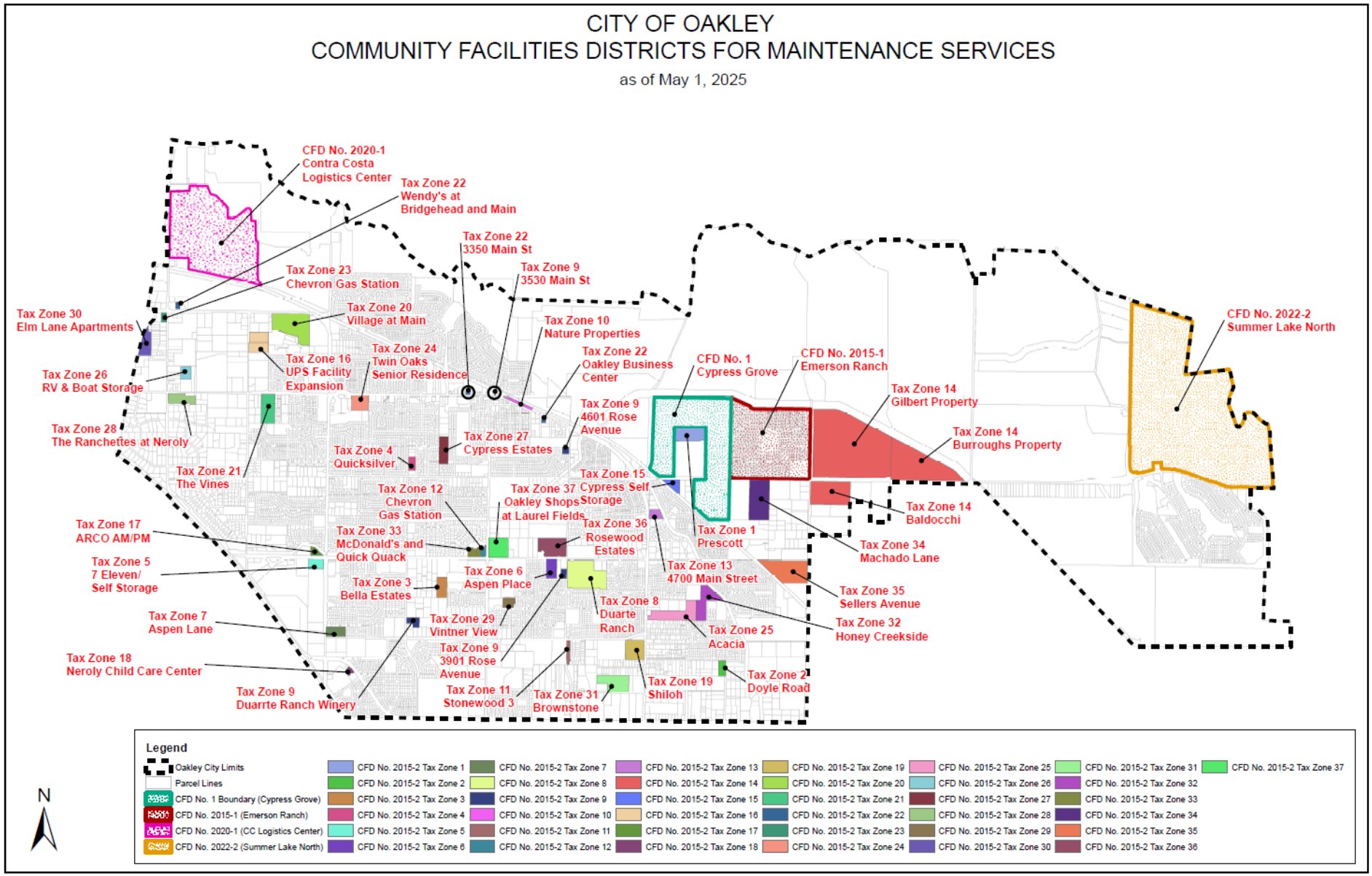
CITY OF OAKLEY
COMMUNITY FACILITIES DISTRICTS FOR MAINTENANCE SERVICES
as of May 1, 2025
CFD No. 2020-1 Contra Costa Logistics Center
Tax Zone 22 Wendy's at Bridgehead and Main
Tax Zone 22 3350 Main St
Tax Zone 9 3530 Main St
Tax Zone 23 Chevron Gas Station
Tax Zone 30 Elm Lane Apartments
Tax Zone 20 Village at Main
Tax Zone 10 Nature Properties
Tax Zone 24 Twin Oaks Senior Residence
Tax Zone 16 UPS Facility Expansion
Tax Zone 22 Oakley Business Center
CFD No. 1 Cypress Grove
CFD No. 2015-1 Emerson Ranch
CFD No. 2022-2 Summer Lake North
Tax Zone 26 RV & Boat Storage
Tax Zone 14 Gilbert Property
Tax Zone 9 4601 Rose Avenue
Tax Zone 28 The Ranchettes at Neroly
Tax Zone 27 Cypress Estates
Tax Zone 14 Burroughs Property
Tax Zone 4 Quicksilver
Tax Zone 21 The Vines
Tax Zone 15 Cypress Self Storage
Tax Zone 12 Chevron Gas Station
Tax Zone 37 Oakley Shops at Laurel Fields
Tax Zone 14 Baldocchi
Tax Zone 17 ARCO AM/PM
Tax Zone 33 McDonald's and Quick Quack
Tax Zone 36 Rosewood Estates
Tax Zone 1 Prescott
Tax Zone 34 Machado Lane
Tax Zone 5 7 Eleven/ Self Storage
Tax Zone 6 Aspen Place
Tax Zone 13 4700 Main Street
Tax Zone 3 Bella Estates
Tax Zone 35 Sellers Avenue
Tax Zone 8 Duarte Ranch
Tax Zone 7 Aspen Lane
Tax Zone 29 Vintner View
Tax Zone 25 Acacia
Tax Zone 32 Honey Creekside
Tax Zone 9 3901 Rose Avenue
Tax Zone 18 Neroly Child Care Center
Tax Zone 19 Shiloh
Tax Zone 2 Doyle Road
Tax Zone 9 Duarrte Ranch Winery
Tax Zone 11 Stonewood 3
Tax Zone 31 Brownstone
N
Legend
Oakley City Limits
Parcel Lines
CFD No. 1 Boundary (Cypress Grove)
CFD No. 2015-1 (Emerson Ranch)
CFD No. 2020-1 (CC Logistics Center)
CFD No. 2022-2 (Summer Lake North)
CFD No. 2015-2 Tax Zone 1
CFD No. 2015-2 Tax Zone 2
CFD No. 2015-2 Tax Zone 3
CFD No. 2015-2 Tax Zone 4
CFD No. 2015-2 Tax Zone 5
CFD No. 2015-2 Tax Zone 6
CFD No. 2015-2 Tax Zone 7
CFD No. 2015-2 Tax Zone 8
CFD No. 2015-2 Tax Zone 9
CFD No. 2015-2 Tax Zone 10
CFD No. 2015-2 Tax Zone 11
CFD No. 2015-2 Tax Zone 12
CFD No. 2015-2 Tax Zone 13
CFD No. 2015-2 Tax Zone 14
CFD No. 2015-2 Tax Zone 15
CFD No. 2015-2 Tax Zone 16
CFD No. 2015-2 Tax Zone 17
CFD No. 2015-2 Tax Zone 18
CFD No. 2015-2 Tax Zone 19
CFD No. 2015-2 Tax Zone 20
CFD No. 2015-2 Tax Zone 21
CFD No. 2015-2 Tax Zone 22
CFD No. 2015-2 Tax Zone 23
CFD No. 2015-2 Tax Zone 24
CFD No. 2015-2 Tax Zone 25
CFD No. 2015-2 Tax Zone 26
CFD No. 2015-2 Tax Zone 27
CFD No. 2015-2 Tax Zone 28
CFD No. 2015-2 Tax Zone 29
CFD No. 2015-2 Tax Zone 30
CFD No. 2015-2 Tax Zone 31
CFD No. 2015-2 Tax Zone 32
CFD No. 2015-2 Tax Zone 33
CFD No. 2015-2 Tax Zone 34
CFD No. 2015-2 Tax Zone 35
CFD No. 2015-2 Tax Zone 36
CFD No. 2015-2 Tax Zone 37

Fund - 420 CFD#1 Cypress Grove	2021/22 Actual	2022/23 Actual	2023/24 Actual	2024/25 Projected	2025/26 Proposed
Assessments	$ 338,006	$ 344,769	$ 351,670	$ 358,702	$ 365,876
Interest	4,788	51,535	66,842	5,000	5,000
Unrealized Gain/(Losses)	(51,846)	12,348	31,897	-	-
Contributions	6,366	-	-	-	-
Operating Transfers	25,501	-	-	-	-
Total Revenues	$ 322,815	$ 408,652	$ 450,410	$ 363,702	$ 370,876
Services	$ 75,539	$ 87,175	$ 217,775	$ 335,933	$ 264,147
Supplies	134,370	120,003	24,844	13,000	6,500
Capital Outlay	213,182	190,159	1,253,620	-	-
Operating Transfers	-	-	162,994	10,866	10,866
Total Expenditures	$ 423,091	$ 397,337	$ 1,659,232	$ 359,799	$ 281,513

Fund - 427 CC Logistic Center (CFD 2020-1)	2021/22 Actual	2022/23 Actual	2023/24 Actual	2024/25 Projected	2025/26 Proposed
Assessments	$ 22,333	$ 38,429	$ 41,402	$ 42,645	$ 43,924
Interest	30	749	2,279	-	-
Operating Transfers	-	-	312	-	-
Total Revenues	$ 22,363	$ 39,178	$ 43,994	$ 42,645	$ 43,924
Services	$ 3,500	$ 7,500	$ 19,864	$ 40,657	$ 26,992
Supplies	-	-	-	-	-
Capital Outlay	-	-	-	-	-
Operating Transfers	-	-	-	-	-
Total Expenditures	$ 3,500	$ 7,500	$ 19,864	$ 40,657	$ 26,992

Fund - 428 Regional Park Fund	2021/22 Actual	2022/23 Actual	2023/24 Actual	2024/25 Projected	2025/26 Proposed
Assessments	$ 261,437	$ 312,564	$ 358,150	$ 368,901	$ 399,174
Rents and Concessions	23,200	22,650	23,400	-	-
Operating Transfers	-	-	-	-	-
Total Revenues	$ 284,637	$ 335,214	$ 381,550	$ 368,901	$ 399,174
Services	$ 7,699	$ 4,894	$ 4,330	$ 2,136	$ 13,104
Supplies	-	-	-		
Capital Outlay	46,500	7,415	-	25,905	100,000
Operating Transfers	-	-	-		
Total Expenditures	$ 54,199	$ 12,309	$ 4,330	$ 28,041	$ 113,104

Fund - 403 CFD- Stormwater(Citywide)	2021/22 Actual	2022/23 Actual	2023/24 Actual	2024/25 Projected	2025/26 Proposed
Assessments	$ 9,653	$ 13,790	$ 17,768	$ 30,361	$ 34,930
Interest	18	375	1,203	-	-
Operating Transfers	-	-	129	-	-
Total Revenues	$ 9,671	$ 14,165	$ 19,101	$ 30,361	$ 34,930
Services	$ 2,059	$ 1,785	$ 1,657	$ 2,847	$ 2,657
Supplies	-	-	-	-	-
Capital Outlay	-	-	-	-	-
Operating Transfers	-	-	7,027	1,844	1,844
Total Expenditures	$ 2,059	$ 1,785	$ 8,684	$ 4,691	$ 4,501

Fund - 404 CFD- Fire Protection	2021/22 Actual	2022/23 Actual	2023/24 Actual	2024/25 Projected	2025/26 Proposed
Assessments	$ 245,944	$ 305,536	$ 335,085	$ 305,605	$ 411,695
Interest	71	1,576	594	-	-
Operating Transfers	-	-	1,111	-	-
Total Revenues	$ 246,015	$ 307,112	$ 336,790	$ 305,605	$ 411,695
Services	$ 245,945	$ 307,144	$ 336,790	$ 305,605	$ 411,695
Supplies	-	-	-	-	-
Capital Outlay	-	-	-	-	-
Operating Transfers	-	-	-	-	-
Total Expenditures	$ 245,945	$ 307,144	$ 336,790	$ 305,605	$ 411,695

Fund - 405 Emerson Ranch Prks/light	2021/22 Actual	2022/23 Actual	2023/24 Actual	2024/25 Projected	2025/26 Proposed
Assessments	$ 191,119	$ 225,095	$ 249,357	$ 256,837	$ 267,621
Interest	1,349	16,128	32,651	500	500
Operating Transfers	-	-	7,775	-	-
Total Revenues	$ 192,468	$ 241,223	$ 289,782	$ 257,337	$ 268,121
Services	$ 141,851	$ 149,306	$ 149,953	$ 243,937	$ 115,935
Supplies	-	-	-	-	-
Capital Outlay	-	-	-	-	-
Operating Transfers	-	-	-	-	-
Total Expenditures	$ 141,851	$ 149,306	$ 149,953	$ 243,937	$ 115,935

Fund - 406 Emerson Ranch Neighborhood	2021/22 Actual	2022/23 Actual	2023/24 Actual	2024/25 Projected	2025/26 Proposed
Assessments	$ 183,334	$ 215,926	$ 239,200	$ 246,376	$ 253,767
Interest	1,150	13,642	27,463	500	500
Operating Transfers	-	-	6,529	-	-
Total Revenues	$ 184,484	$ 229,568	$ 273,191	$ 246,876	$ 254,267
Services	$ 136,394	$ 180,366	$ 119,354	$ 239,575	$ 110,596
Supplies	-	-	-	-	-
Capital Outlay	-	-	-	-	-
Operating Transfers	-	-	-	-	-
Total Expenditures	$ 136,394	$ 180,366	$ 119,354	$ 239,575	$ 110,596

Fund - 407 Emerson Ranch Storm	2021/22 Actual	2022/23 Actual	2023/24 Actual	2024/25 Projected	2025/26 Proposed
Assessments	$ 266,864	$ 314,306	$ 348,184	$ 358,627	$ 386,584
Interest	1,737	19,966	35,369	1,000	1,000
Operating Transfers	-	-	10,617	-	-
Total Revenues	$ 268,601	$ 334,271	$ 394,170	$ 359,627	$ 387,584
Services	$ 254,325	$ 258,947	$ 330,942	$ 347,129	$ 311,718
Supplies	-	-	-	-	-
Capital Outlay	-	40,285	200	-	-
Operating Transfers	-	-	24,922	7,477	7,477
Total Expenditures	$ 254,325	$ 299,232	$ 356,064	$ 354,606	$ 319,195

Fund - 408 ZN1-Prescott-Nbhd Prk & LD	2021/22 Actual	2022/23 Actual	2023/24 Actual	2024/25 Projected	2025/26 Proposed
Assessments	$ 20,345	$ 21,362	$ 22,430	$ 23,103	$ 23,796
Interest	59	708	1,331	100	-
Operating Transfers	-	-	367	-	-
Total Revenues	$ 20,404	$ 22,070	$ 24,128	$ 23,203	$ 23,796
Services	$ 17,671	$ 17,520	$ 22,412	$ 22,890	$ 20,849
Supplies	-	-	-	-	-
Capital Outlay	-	-	-	-	-
Operating Transfers	-	-	-	-	-
Total Expenditures	$ 17,671	$ 17,520	$ 22,412	$ 22,890	$ 20,849

Fund - 409 ZN1-Prescott-Stormwater	2021/22 Actual	2022/23 Actual	2023/24 Actual	2024/25 Projected	2025/26 Proposed
Assessments	$ 25,299	$ 23,978	$ 24,316	$ 28,731	$ 29,593
Interest	135	1,659	3,752	100	100
Operating Transfers	-	-	752	-	-
Total Revenues	$ 25,433	$ 25,637	$ 28,820	$ 28,831	$ 29,693
Services	$ 7,176	$ 8,160	$ 3,273	$ 27,467	$ 7,737
Supplies	-	-	-	-	-
Capital Outlay	-	-	199	-	-
Operating Transfers	25,501	-	5,631	889	889
Total Expenditures	$ 32,677	$ 8,160	$ 9,102	$ 28,356	$ 8,626

Fund - 410 ZN2-Doyle RD	2021/22 Actual	2022/23 Actual	2023/24 Actual	2024/25 Projected	2025/26 Proposed
Assessments	$ 922	$ 969	$ 1,305	$ 1,336	$ 1,373
Interest	2	10	1	-	-
Operating Transfers	-	-	6	-	-
Total Revenues	$ 924	$ 979	$ 1,312	$ 1,336	$ 1,373
Services	$ 1,572	$ 1,556	$ 1,387	$ 1,321	$ 623
Supplies	-	-	-	-	-
Capital Outlay	-	-	-	-	-
Operating Transfers	-	-	-	-	-
Total Expenditures	$ 1,572	$ 1,556	$ 1,387	$ 1,321	$ 623

Fund - 411 ZN3-Bella States	2021/22 Actual	2022/23 Actual	2023/24 Actual	2024/25 Projected	2025/26 Proposed
Assessments	$ 1,048	$ 1,429	$ 1,501	$ 1,546	$ 1,592
Interest	-	-	-	-	-
Operating Transfers	-	-	-	-	-
Total Revenues	$ 1,048	$ 1,429	$ 1,501	$ 1,546	$ 1,592
Services	$ 1,572	$ 1,557	$ 1,387	$ 1,531	$ 661
Supplies	-	-	-	-	-
Capital Outlay	-	-	-	-	-
Operating Transfers	-	-	-	-	-
Total Expenditures	$ 1,572	$ 1,557	$ 1,387	$ 1,531	$ 661

Fund - 412 ZN4-Quicksilver	2021/22 Actual	2022/23 Actual	2023/24 Actual	2024/25 Projected	2025/26 Proposed
Assessments	$ 1,047	$ 1,099	$ 1,154	$ 1,189	$ 1,225
Interest	2	2	-	-	-
Operating Transfers	-	-	-	-	-
Total Revenues	$ 1,049	$ 1,101	$ 1,154	$ 1,189	$ 1,225
Services	$ 2,272	$ 2,257	$ 1,787	$ 823	$ 488
Supplies	-	-	-	-	-
Capital Outlay	-	-	-	-	-
Operating Transfers	-	-	-	-	-
Total Expenditures	$ 2,272	$ 2,257	$ 1,787	$ 823	$ 488

Fund - 413 ZN5-7 Eleven/Self Storage	2021/22 Actual	2022/23 Actual	2023/24 Actual	2024/25 Projected	2025/26 Proposed
Assessments	$ 1,272	$ 1,335	$ 1,402	$ 1,444	$ 1,487
Interest	4	26	11	-	-
Operating Transfers	-	-	16	-	-
Total Revenues	$ 1,275	$ 1,361	$ 1,429	$ 1,444	$ 1,487
Services	$ 2,272	$ 2,257	$ 2,087	$ 1,374	$ 528
Supplies	-	-	-	-	-
Capital Outlay	-	-	-	-	-
Operating Transfers	-	-	-	-	-
Total Expenditures	$ 2,272	$ 2,257	$ 2,087	$ 1,374	$ 528

Fund - 414 ZN6-Aspen Place	2021/22 Actual	2022/23 Actual	2023/24 Actual	2024/25 Projected	2025/26 Proposed
Assessments	$ 7,422	$ 7,793	$ 8,183	$ 8,428	$ 8,681
Interest	22	214	351	214	214
Operating Transfers	-	-	112	-	-
Total Revenues	$ 7,444	$ 8,007	$ 8,646	$ 8,642	$ 8,895
Services	$ 9,080	$ 9,190	$ 8,648	$ 8,506	$ 9,006
Supplies	-	-	-	-	-
Capital Outlay	-	-	-	-	-
Operating Transfers	-	-	-	-	-
Total Expenditures	$ 9,080	$ 9,190	$ 8,648	$ 8,506	$ 9,006

Fund - 415 ZN7-Aspen Lane	2021/22 Actual	2022/23 Actual	2023/24 Actual	2024/25 Projected	2025/26 Proposed
Assessments	$ 12,320	$ 12,936	$ 13,583	$ 13,991	$ 14,410
Interest	53	646	1,350	646	-
Operating Transfers	-	-	307	-	-
Total Revenues	$ 12,373	$ 13,582	$ 15,240	$ 14,637	$ 14,410
Services	$ 8,404	$ 9,085	$ 8,313	$ 14,504	$ 11,091
Supplies	-	-	-	-	-
Capital Outlay	-	-	-	-	-
Operating Transfers	-	-	-	-	-
Total Expenditures	$ 8,404	$ 9,085	$ 8,313	$ 14,504	$ 11,091

Fund - 416 ZN8-Duarte Ranch Nbhd Prk	2021/22 Actual	2022/23 Actual	2023/24 Actual	2024/25 Projected	2025/26 Proposed
Assessments	$ 62,640	$ 65,772	$ 69,060	$ 71,133	$ 73,267
Interest	116	1,073	1,705	100	100
Operating Transfers	-	-	582	-	-
Total Revenues	$ 62,756	$ 66,845	$ 71,347	$ 71,233	$ 73,367
Services	$ 73,049	$ 73,946	$ 70,199	$ 70,706	$ 75,969
Supplies	-	-	-	-	-
Capital Outlay	-	-	-	-	-
Operating Transfers	-	-	-	-	-
Total Expenditures	$ 73,049	$ 73,946	$ 70,199	$ 70,706	$ 75,969

Fund - 417 ZN8-Duarte Ranch Storm	2021/22 Actual	2022/23 Actual	2023/24 Actual	2024/25 Projected	2025/26 Proposed
Assessments	$ 22,054	$ 23,158	$ 24,458	$ 25,047	$ 25,798
Interest	168	1,827	5,056	100	100
Operating Transfers	-	-	898	-	
Total Revenues	$ 22,222	$ 24,985	$ 30,412	$ 25,147	$ 25,898
Services	$ 20,398	$ 23,446	$ 19,295	$ 22,440	$ 18,546
Supplies	-	-	-	-	-
Capital Outlay	-	-	199	-	-
Operating Transfers	-	-	7,270	2,493	2,493
Total Expenditures	$ 20,398	$ 23,446	$ 26,764	$ 24,932	$ 21,039

Fund - 418 ZN10-Narture Properties	2021/22 Actual	2022/23 Actual	2023/24 Actual	2024/25 Projected	2025/26 Proposed
Assessments	$ 5,095	$ 5,349	$ 5,617	$ 5,785	$ 5,959
Interest	22	265	540	265	265
Operating Transfers	-	-	127	-	-
Total Revenues	$ 5,117	$ 5,614	$ 6,283	$ 6,050	$ 6,224
Services	$ 4,078	$ 4,063	$ 3,393	$ 5,836	$ 1,015
Supplies	-	-	-	-	-
Capital Outlay	-	-	-	-	-
Operating Transfers	-	-	-	-	-
Total Expenditures	$ 4,078	$ 4,063	$ 3,393	$ 5,836	$ 1,015

Fund - 419 ZN12-Chevron Laurel/O'Hara	2021/22 Actual	2022/23 Actual	2023/24 Actual	2024/25 Projected	2025/26 Proposed
Assessments	$ 2,878	$ 3,021	$ 3,173	$ 3,268	$ 3,366
Interest	13	152	303	-	-
Operating Transfers	-	-	74	-	-
Total Revenues	$ 2,890	$ 3,174	$ 3,550	$ 3,268	$ 3,366
Services	$ 2,275	$ 2,259	$ 2,189	$ 3,185	$ 726
Supplies	-	-	-	-	-
Capital Outlay	-	-	-	-	-
Operating Transfers	-	-	-	-	-
Total Expenditures	$ 2,275	$ 2,259	$ 2,189	$ 3,185	$ 726

Fund - 421 ZN14-Gilbert Property Nbhd	2021/22 Actual	2022/23 Actual	2023/24 Actual	2024/25 Projected	2025/26 Proposed
Assessments	$ 434,529	$ 549,558	$ 575,586	$ 592,860	$ 688,999
Interest	804	9,236	22,953	500	500
Operating Transfers	-	-	3,444	-	-
Total Revenues	$ 435,333	$ 558,794	$ 601,982	$ 593,360	$ 689,499
Services	$ 332,415	$ 526,396	$ 348,161	$ 575,642	$ 368,395
Supplies	-	-	-	-	-
Capital Outlay	-	-	-	-	-
Operating Transfers	-	-	-	-	-
Total Expenditures	$ 332,415	$ 526,396	$ 348,161	$ 575,642	$ 368,395

Fund - 422 ZN14-Gilbert Property Storm	2021/22 Actual	2022/23 Actual	2023/24 Actual	2024/25 Projected	2025/26 Proposed
Assessments	$ 241,889	$ 306,214	$ 320,719	$ 330,350	$ 383,921
Interest	314	4,966	9,159	100	100
Operating Transfers	-	-	2,427	-	-
Total Revenues	$ 242,204	$ 311,180	$ 332,304	$ 330,450	$ 384,021
Services	$ 173,349	$ 217,685	$ 258,167	$ 323,250	$ 302,902
Supplies	-	-	-	-	-
Capital Outlay	-	-	299	-	-
Operating Transfers	-	-	11,528	4,069	4,069
Total Expenditures	$ 173,349	$ 217,685	$ 269,994	$ 327,319	$ 306,971

Fund - 430 ZN29-Vintner View	2021/22 Actual	2022/23 Actual	2023/24 Actual	2024/25 Projected	2025/26 Proposed
Assessments	$ -	$ 4,876	$ 5,119	$ 5,273	$ 5,434
Interest	-	47	233	-	-
Operating Transfers	-	(49)	5	-	-
Total Revenues	$ -	$ 4,873	$ 5,357	$ 5,273	$ 5,434
Services	$ -	$ 1,007	$ 7	$ 5,273	$ 1,317
Supplies	-	-	-	-	-
Capital Outlay	-	-	-	-	-
Operating Transfers	-	-	-	-	-
Total Expenditures	$ -	$ 1,007	$ 7	$ 5,273	$ 1,317

Fund - 433 Reclamation District-799	2021/22 Actual	2022/23 Actual	2023/24 Actual	2024/25 Projected	2025/26 Proposed
Assessments	$ -	$ -	$ 423,841	$ 436,556	$ 448,336
Interest	-	-			
Operating Transfers	-	-			
Total Revenues	$ -	$ -	$ 423,841	$ 436,556	$ 448,336
Services	$ -	$ -	$ 423,841	$ 436,556	$ 448,336
Supplies	-	-	-	-	-
Capital Outlay	-	-	-	-	-
Operating Transfers	-	-	-	-	-
Total Expenditures	$ -	$ -	$ 423,841	$ 436,556	$ 448,336

Fund - 434 ZN31-Brownstone	2021/22 Actual	2022/23 Actual	2023/24 Actual	2024/25 Projected	2025/26 Proposed
Assessments	$ -	$ -	$ 10,579	$ 10,896	$ 11,223
Interest	-	-	164	-	-
Operating Transfers	-	-	(45)	-	-
Total Revenues	$ -	$ -	$ 10,697	$ 10,896	$ 11,223
Services	$ -	$ -	$ 15	$ 655	$ 624
Supplies	-	-	-		
Capital Outlay	-	-	-		
Operating Transfers	-	-	-		
Total Expenditures	$ -	$ -	$ 15	$ 655	$ 624

Fund - 435 ZN32-Honey Creekside	2021/22 Actual	2022/23 Actual	2023/24 Actual	2024/25 Projected	2025/26 Proposed
Assessments	$ -	$ -	$ -	$ 16,952	$ 11,641
Interest	-	-	-	-	-
Operating Transfers	-	-	-	-	-
Total Revenues	$ -	$ -	$ -	$ 16,952	$ 11,641
Services	$ -	$ -	$ -	$ 774	$ 649
Supplies	-	-	-	-	
Capital Outlay	-	-	-	-	
Operating Transfers	-	-	-	-	
Total Expenditures	$ -	$ -	$ -	$ 774	$ 649

Fund - 436 ZN33-McDonalds&QuickQuack	2021/22 Actual	2022/23 Actual	2023/24 Actual	2024/25 Projected	2025/26 Proposed
Assessments	$ -	$ -	$ -	$ 3,780	$ 3,894
Interest	-	-	-	-	-
Operating Transfers	-	-	-	-	-
Total Revenues	$ -	$ -	$ -	$ 3,780	$ 3,894
Services	$ -	$ -	$ -	$ 517	$ 519
Supplies	-	-	-	-	-
Capital Outlay	-	-	-	-	-
Operating Transfers	-	-	-	-	-
Total Expenditures	$ -	$ -	$ -	$ 517	$ 519

Fund - 437 ZN34-Machado Lane	2021/22 Actual	2022/23 Actual	2023/24 Actual	2024/25 Projected	2025/26 Proposed
Assessments	$ -	$ -	$ -	$ 71,227	$ 48,909
Interest	-	-	-	-	-
Operating Transfers	-	-	-	-	-
Total Revenues	$ -	$ -	$ -	$ 71,227	$ 48,909
Services	$ -	$ -	$ -	$ 1,832	$ 1,243
Supplies	-	-	-	-	-
Capital Outlay	-	-	-	-	-
Operating Transfers	-	-	-	-	-
Total Expenditures	$ -	$ -	$ -	$ 1,832	$ 1,243

Fund - 438 ZN35-Sellers Avenue	2021/22 Actual	2022/23 Actual	2023/24 Actual	2024/25 Projected	2025/26 Proposed
Assessments	$ -	$ -	$ -	$ 6,143	$ 6,327
Interest	-	-	-	-	-
Operating Transfers	-	-	-	-	-
Total Revenues	$ -	$ -	$ -	$ 6,143	$ 6,327
Services	$ -	$ -	$ -	$ 562	$ 553
Supplies	-	-	-	-	-
Capital Outlay	-	-	-	-	-
Operating Transfers	-	-	-	-	-
Total Expenditures	$ -	$ -	$ -	$ 562	$ 553

Fund - 439 ZN36-Rosewood Estates Nbhd	2021/22 Actual	2022/23 Actual	2023/24 Actual	2024/25 Projected	2025/26 Proposed
Assessments	$ -	$ -	$ -	$ -	$ 29,113
Interest	-	-	-	-	-
Operating Transfers	-	-	-	-	-
Total Revenues	$ -	$ -	$ -	$ -	$ 29,113
Services	$ -	$ -	$ -	$ -	$ 789
Supplies	-	-	-	-	-
Capital Outlay	-	-	-	-	-
Operating Transfers	-	-	-	-	-
Total Expenditures	$ -	$ -	$ -	$ -	$ 789

Fund - 440 ZN36-Rosewood Estates Storm	2021/22 Actual	2022/23 Actual	2023/24 Actual	2024/25 Projected	2025/26 Proposed
Assessments	$ -	$ -	$ -	$ -	17,857
Interest	-	-	-	-	-
Operating Transfers	-	-	-	-	-
Total Revenues	$ -	$ -	$ -	$ -	$ 17,857
Services	$ -	$ -	$ -	$ -	$ 211
Supplies	-	-	-	-	-
Capital Outlay	-	-	-	-	-
Operating Transfers	-	-	-	-	-
Total Expenditures	$ -	$ -	$ -	$ -	$ 211

Fund - 441 ZN37-Oakley Shop Laurel Storm	2021/22 Actual	2022/23 Actual	2023/24 Actual	2024/25 Projected	2025/26 Proposed
Assessments	$ -	$ -	$ -	$ -	$ 13,001
Interest	-	-	-	-	
Operating Transfers	-	-	-	-	-
Total Revenues	$ -	$ -	$ -	$ -	$ 13,001
Services	$ -	$ -	$ -	$ -	$ 601
Supplies	-	-	-	-	-
Capital Outlay	-	-	-	-	-
Operating Transfers	-	-	-	-	-
Total Expenditures	$ -	$ -	$ -	$ -	$ 601

Fund - 442 Summer Lake N.(CFD 2022-2)	2021/22 Actual	2022/23 Actual	2023/24 Actual	2024/25 Projected	2025/26 Proposed
Assessments	$ -	$ -	$ -	$ -	$ 311,088
Interest	-	-	-	-	
Operating Transfers	-	-	-	-	-
Total Revenues	$ -	$ -	$ -	$ -	$ 311,088
Services	$ -	$ -	$ -	$ -	$ 3,135
Supplies	-	-	-	-	-
Capital Outlay	-	-	-	-	-
Operating Transfers	-	-	-	-	-
Total Expenditures	$ -	$ -	$ -	$ -	$ 3,135

Debt Service Funds are where we account for the principal, interest, and administrative costs associated with the City's debt. The Finance Division ensures the City complies with financial reporting requirements and interfaces with contracted administrators, trustees, bond counsel, rating agencies and others in meeting the agency's bond covenants. The City contracts with NBS Financial as its dissemination agent and U.S. Bank as the trustee and fiscal agent.

The City currently has one debt outstanding:

- On December 1, 2016, the Oakley Public Financing Authority issued the 2016 Lease Revenue Bonds in the principal amount of $10,025,000 to: (i) refinance the outstanding 2006 Certificates of Participation together with related lease payment obligations, (ii) obtain additional funds to finance the construction of a community center and related facilities (the "2016 Project"), (iii) pay the premium of a debt service reserve policy for the Bonds and (iv) pay the costs of issuing the Bonds, including the premium for the Policy. Principal is payable annually and the interest is payable semi-annually through 2041. The 2006 Certificates of Participation were called on January 14, 2017.

Debt Listing

2016 Lease Revenue Bonds	Recreation Center	$10,025,000

Remainnig Debt Service

Fiscal Year	Principal	Interest	Total Debt Service
2025-26	$ 380,000	$ 295,369	$ 675,369
2026-27	395,000	280,169	675,169
2027-28	405,000	267,825	672,825
2028-29	420,000	251,625	671,625
2029-30	435,000	236,925	671,925
Other Years	$ 5,175,000	$ 1,331,581	$ 6,506,581
Totals	$ 7,210,000	$ 2,663,494	$ 9,873,494

OAKLEY
CALIFORNIA

Debt Service Fund

Fiscal Year
2025/26

Fund - 351 2016 Lease Revenue Bonds	2021/22 Actual	2022/23 Actual	2023/24 Actual	2024/25 Projected	2025/26 Proposed
Operating Transfers	$ 671,370	$ 666,769	$ 676,779	$ 676,905	$ 675,369
Interest	704	419	10,906	-	-
Unrealized Gain/(Losses)	-	(4,398)	795	-	-
Total Revenues	$ 672,074	$ 662,790	$ 688,479	$ 676,905	$ 675,369
Principal	$ 315,000	$ 330,000	$ 345,000	$ 360,000	$ 380,000
Interest	349,369	336,769	323,569	309,769	295,369
Adminsitration	7,301	7,853	8,319	7,136	6,111
Capital Projects	-	-	-	-	-
Total Expenditures	$ 671,670	$ 674,622	$ 676,888	$ 676,905	$ 681,480
Total Debt Service	$ 671,670	$ 674,622	$ 676,888	$ 676,905	$ 681,480

The City's Internal Service Funds are used to establish reserves for equipment replacement, vehicle maintenance and replacement, and for capital facilities maintenance and replacement.

Fleet Internal Service Fund – Fund 701: Charges departments for their share of the costs related to the maintenance and replacement of their respective vehicles. In the fiscal year 2025/26 budget expenditures include the replacement and upfitting of four vehicles. These include one patrol vehicles, one police admin vehicle, and one maintenance vehicle and one public works admin vehicle.

Capital Facilities Maintenance and Replacement Fund – Fund 702: depends on transfers from the General Fund to maintain and replace any facility needs. This has typically been budgeted for in the Capital Improvement Plan. In fiscal year 2025/26 this change to an internal service fund. Departments are now charged for their share of the related costs and beginning in this fiscal year replacements costs will be calculated and included in future budgets.

Technology Internal Service Fund – Fund 703: Charges departments for their share of the costs related to the maintenance, replacement, and services for all IT functions. All expenditures for IT have been moved to fund 703 including employee expenses, both in-house and contract. Many of these expenditures were moved out of department budgets and non-departmental budgets in order to better account for all IT related expenditures in a single place.

Fund - 701 Fleet Internal Sevice	2021/22 Actual	2022/23 Actual	2023/24 Actual	2024/25 Projected	2025/26 Proposed
Internal Service Charges- Fleet	$ 346,081	$ 361,779	$ 682,176	$ 750,704	$ 911,583
Interest	1,848	18,872	40,082	10,000	10,000
Unrealized Gain/(Losses)	(20,028)	5,739	7,793	-	-
Sale of Equipment	16,205	2,020		-	-
Contributions	-	231,922	319,538	-	-
Miscllaneous revenue	-	-	-	-	-
Operating Transfers	-	-	-	-	-
Total Revenues	$ 344,106	$ 620,332	$ 1,049,590	$ 760,704	$ 921,583
Personnel Services	$ 1,973	$ 32,433	$ 78,066	$ 86,278	$ 91,547
Services	31,426	131,672	172,567	175,534	177,501
Supplies	-	14,054	15,098	25,000	30,000
Capital Outlay	249,084	207,697	258,177	675,272	234,600
Total Fleet	$ 282,484	$ 385,856	$ 523,908	$ 962,084	$ 533,648

Fund - 702 Facilities Internal Sevice	2021/22 Actual	2022/23 Actual	2023/24 Actual	2024/25 Projected	2025/26 Proposed
Internal Service Charges- Fleet	$ -	$ -	$ -	$ -	$ 1,000,092
Interest	793	14,244	23,922	1,000	-
Unrealized Gain/(Losses)	(9,323)	(1,635)	7,805	-	-
Operating Transfers	475,000	600,000	-	-	-
Total Revenues	$ 466,469	$ 612,609	$ 31,727	$ 1,000	$ 1,000,092
Personnel Services	$ -	$ -	$ -	$ -	390,759
Services	784	776	3,203	534	596,460
Supplies	-	-	-	-	39,750
Capital Outlay	245,436	466,908	369,867	302,476	5,760
Total Facilities	$ 246,220	$ 467,684	$ 373,070	$ 303,010	$ 1,032,730

Fund - 703 Technology Internal Sevice	2021/22 Actual	2022/23 Actual	2023/24 Actual	2024/25 Projected	2025/26 Proposed
Internal Service Charges- IT	$ -	$ -	$ -	$ 771,350	$ 976,432
Interest	269	4,108	12,850	500	-
Unrealized Gain/(Losses)	(2,922)	(605)	1,396	-	-
Contributions	210,089	352,447	154,339	-	-
Operating Transfers	160,000	206,000	190,000	-	-
Total Revenues	$ 367,436	$ 561,950	$ 358,584	$ 771,850	$ 976,432
Personnel Services	$ -	$ -	$ 70,510	$ 182,984	$ 183,170
Services	-	-	219,822	331,558	309,211
Supplies	-	-	702	4,100	8,600
Capital Outlay	173,384	101,935	370,585	273,684	495,270
Total Technology	$ 173,384	$ 101,935	$ 661,620	$ 792,326	$ 996,251
Total Internal Service	$ 702,088	$ 955,475	$ 1,558,598	$ 2,057,420	$ 2,562,629

The Agency Funds included below contain the principal, interest, and administrative costs associated with debt issued by City Assessment Districts. All of these costs are supported by special assessments. Neither the faith and credit nor the general taxing power of the City of Oakley have been pledged to the payment of the Bonds. They are secured only by the assessments and therefore do not rely on the City's General Fund.

2004-1 Assessment District Bond: Originally issued to acquire infrastructure in the Cypress Grove and Live Oak Ranch areas of the City. In 2012 the 2004 bonds were refunded by the refunding revenue bond series 2012 in the principal amount of $14,775,000. In 2021 the bonds were refunded by refunding revenue bond series 2021 in the principal amount of $10,496,000. The 2021 Bonds are secured only by revenues received as payment of assessments levied against property within district 2004-1.

2006-1 Assessment District Bond: Originally issued to acquire infrastructure in the Magnolia Park and Riata areas of the City. In 2014 the 2006 bonds were refunded by the refunding revenue bond series 2014 in the principal amount of $9,070,000. The 2014 Bonds are secured only by revenues received as payment of assessments levied against property within district 2006-1.

Debt Listing

2004-1 Assessment District Debt	Cypress Grove/Live Oak	$10,496,000

Remaining Debt Service

Fiscal Year	Principal	Interest	Total Debt Service
2025-26	$ 763,000	$ 136,864	$ 899,864
2026-27	778,000	122,302	900,302
2027-28	791,000	107,475	898,475
2028-29	803,000	92,412	895,412
2029-30	824,000	77,036	901,036
Other Years	$ 3,664,000	$ 230,939	$ 3,894,939
Totals	$ 7,623,000	$ 767,028	$ 8,390,028

Fund - 621 2004-1 Assessment District Debt	2021/22 Actual	2022/23 Actual	2023/24 Actual	2024/25 Projected	2025/26 Proposed
Special Assessments	$ 1,189,803	$ 1,194,391	$ 1,192,037	$ 1,123,125	$ 1,197,270
Interest	2,838	29,942	60,884	-	-
Unrealized Gain/(Losses)	(23,433)	1,930	12,475	-	-
Bond Sale	10,496,000	-	-	-	-
Total Revenues	$ 11,665,209	$ 1,226,263	$ 1,265,395	$ 1,123,125	$ 1,197,270
Principal	$ 689,000	$ 700,000	$ 733,000	$ 751,000	$ 763,000
Interest	138,528	201,293	165,195	151,172	136,864
Adminsitration	22,322	31,631	24,070	30,343	30,620
Operating Transfers	92,444	-	-	231,481	400,000
Bond Premium	145,552	-	-	-	-
Bond Redemption	11,417,507	-	-	-	-
Total Expenditures	$ 12,505,353	$ 932,925	$ 922,265	$ 1,163,996	$ 1,330,484

Debt Listing

2006-1 Assessment District Debt	Magnolia Park/Riata	$9,070,000

Remaining Debt Service

Fiscal Year	Principal	Interest	Total Debt Service
2025-26	390,000	$ 247,219	$ 637,219
2026-27	400,000	236,600	636,600
2027-28	405,000	225,025	630,025
2028-29	415,000	212,725	627,725
2029-30	430,000	195,750	625,750
Other Years	$ 3,700,000	$ 683,750	$ 4,383,750
Totals	$ 5,740,000	$ 1,801,069	$ 7,541,069

Fund - 622 2006-1 Assessment District Debt	2021/22 Actual	2022/23 Actual	2023/24 Actual	2024/25 Projected	2025/26 Proposed
Special Assessments	$ 759,160	$ 761,164	$ 762,672	$ 744,381	$ 758,855
Interest	1,304	25,111	46,797	-	-
Unrealized Gain/(Losses)	(13,268)	1,492	7,035	-	-
Total Revenues	$ 747,196	$ 787,768	$ 816,505	$ 744,381	$ 758,855
Principal	$ 330,000	$ 345,000	$ 360,000	$ 375,000	$ 390,000
Interest	298,275	286,875	274,088	259,838	247,219
Adminsitration	13,990	16,374	15,492	16,268	16,280
Operating Transfers	123,423	-	-	93,275	200,000
Total Expenditures	$ 765,688	$ 648,249	$ 649,579	$ 744,381	$ 853,499

This page intentionally left blank

Successor Agency Housing Fund

The City is the Successor Housing Agency to the now dissolved Oakley Redevelopment Agency and the City Successor Housing Assets Fund is used to account for all related City Housing activity.

Funding is provided by the repayment of housing loans. Most housing loans are repayable from affordable housing developers when the project's rents meet certain hard thresholds and produce what are called "residual receipts" (amounts more than the thresholds). The City has one project which currently is forwarding residual receipts payments in accordance with its loan. A portion of the receipts are retained in the Successor Housing Assets Fund, and a portion is deposited in the Successor Agency to the Oakley Redevelopment Agency's Operating Fund, each receiving a share in proportion to their contribution to the original amount loaned. Program costs are currently limited to staff and internal administrative support costs for the program. Proceeds in any year that are not utilized for program costs are used to pay prior Redevelopment Agency obligations for Impact Fees on affordable housing projects.

The Traffic Impact Fees Fund, Park Impact Fees Fund, and Public Facilities Impact Fees Fund agreed to accept deferred payment of impact fees by the former Redevelopment Agency to assist with the Courtyards at Cypress Grove affordable housing project. Although no cash was advanced, these obligations were recorded as advances to the former Redevelopment Agency. The City's Successor Agency Housing Asset Special Revenue Fund, as Housing Successor to the former Redevelopment Agency's housing activities, assumed the obligation to repay the advances, which will be repaid from future loan collections. The advances bear interest in the City's annual pooled investment rate.

OAKLEY CALIFORNIA

Successor Agency Housing Fund

Fiscal Year 2025/26

Fund - 767 Successor Housing Assets	2021/22 Actual	2022/23 Actual	2023/24 Actual	2024/25 Projected	2025/26 Proposed
Interest	25,972	$ 13,502	37,458	-	-
Unrealized Gain/(Losses)	(75,237)	75,237	-	-	-
Loan Repayment-Principal	96,041	1,819	6,069	10,000	10,000
Total Revenues	$ 46,776	$ 90,558	$ 43,526	$ 10,000	$ 10,000
Services	$ 2,902	$ 3,233	$ 3,419	$ -	$ -
Interest	4,341	25,485	47,120	20,000	20,000
Total Expenditures	$ 7,243	$ 28,718	$ 50,539	$ 20,000	$ 20,000

The Capital Budget and Five-Year Capital Improvement Program (CIP) is a major public infrastructure and planning tool for the City of Oakley. The CIP serves as a statement of the City's policies and financial abilities to manage the development of the community. The creation of a five- year CIP provides a systematic plan for providing infrastructure improvements within a prioritized framework and a general schedule for projects to proceed. Projects identified in the CIP meet the City's General Plan.

The first year reflects the adopted budget for the upcoming fiscal year (FY) and includes revenue and expenditure detail by project, whereas the Operating Budget only includes total revenues and expenditures by fund. The remaining four years represent a schedule and estimate of future capital needs that may be funded, given projected revenues and priorities. There are several benefits for developing and adopting a Capital Improvement Program. Not only does CIP become a management tool for the City Council and City staff; a CIP also provides valuable information to the citizens, developers, and businesses who are interested in the development of the community.

The CIP document will assist in leveraging available resources through the timing of projects, and the coordination of City projects with improvements constructed by other entities. Despite the many benefits of a CIP, it is important to highlight the fact that this is a planning document only. Changes can occur for many reasons. Revenues can fluctuate as a result of changing economic conditions or shifts in City policy. Private economic decisions can also affect the timing, scale, and location of capital projects.

The City of Oakley's CIP reflects the Strategic Goals of the City Council and is a critical investment tool for the community to help promote the economic vitality and viability for the City of Oakley. The focus of the proposed CIP for Fiscal Year 2025/26 through Fiscal Year 2029/30 is to maintain the core infrastructure of the City of Oakley utilizing the most cost effective and creative approach. The CIP continues to prioritize and build new infrastructure for the community, which will enhance the quality of life for residents.

In preparation of the CIP for Fiscal Year 2025/26, a comprehensive review of prospective projects was performed. The CIP for Fiscal Year 2025/26 is divided into specific projects to address unique needs for each component of the City's infrastructure system (i.e., Streets, Parks & Facilities). This approach provides funding for infrastructure maintenance, construction of new improvements, and the long-range goals for protecting the quality of the public infrastructure system in the City of Oakley.

The funding for CIP projects is generally from the following sources: Measure J Sales Tax, Gas Tax, Development Traffic Impact Fees, Development Park Impact Fees, Federal & State Grants, Assessment District Funds, and the City's General Fund. The revenues from Development Traffic Impact Fees and Development Park Impact Fees are dependent upon the private development activity and regional economic growth.

The CIP for Fiscal Year 2025/26 conservatively budgets a portion of these funding sources to account for unforeseen downturns in the regional economic and development activity. There is a direct relationship between CIP project construction, economic development, and the vitality of the community. New residents want to come and live in a community that is vibrant and provides a wide range of amenities (i.e., new Recreation Center, Library, etc.). Commercial developers also look to build in communities that thrive and provide amenities for today's lifestyle. The construction of CIP projects helps to enhance amenities and the quality of life for the community residents, which in turn makes Oakley a desired community.

The summary on the following page shows total capital project expenditures by fund. For further details, please refer to the Fiscal Year 2025/26 Capital Budget and Five-Year Capital Improvement Plan (CIP), attached to this Operating Budget document, beginning on page CIP-1.

In the summary provided below you can find total proposed capital project expenditures for Fiscal Year 2025/26 is $38,774,486. You can see from the chart that the City has invested a significant amount into infrastructure over the past five years with a significant focus on streets and roadways. Most capital projects require more than one year to complete and therefore any money allocated to a project and not spent in the year will be carried forward into subsequent fiscal years until the project is complete.

Fund #	Fund Name	2021/22 Actual	2022/23 Actual	2023/24 Actual	2024/25 Projected	2025/26 Proposed
132	Parks Landscaping Assessment Zone 1	0	228,861	41,634	162,769	966,771
140	Gas Tax HUTA	0	301,561	27,189	1,370,139	281,403
141	Gas Tax RMRA	1,033,396	1,101,125	791,758	2,276,191	1,483,542
148	Measure J	1,750	299,497	2,111,935	532,891	1,372,413
194	Magnolia Park (Zone 3-25)	0	0	111,867	0	1,200,000
201	General Capital Projects	2,358,522	3,321,491	3,476,926	7,319,078	27,309,630
202	Traffic Impact Fee	858,159	2,119,308	1,300,369	16,526,167	1,870,712
204	Park Impact Fee	69,439	796,521	624,782	5,328,147	1,533,542
206	Public Facilities Impact Fee	0	408,431	440,120	500,000	0
221	2012 Bond Benefit	55,090	56,010	0	825,538	16,771
222	2024 Bond Benefit	0	0	0	1,225,538	16,771
231	Main Street Fund	1,418,839	773,992	101,466	0	370,000
235	Street Maintenance & Rehab	2,558,152	162,392	2,944,813	8,828,493	2,352,931
351	2016 Debt Service	0	0	0	0	0
407	Emerson Ranch Storm Water (CFD 2015-1)	0	40,285	200	0	0
420	Cypress Grove CFD NO. 1	$213,182	$190,159	$1,253,620	$0	$0
702	Facilities Fund	245,436	466,908	369,867	302,476	0
	Total	**$8,811,965**	**$10,266,542**	**$13,596,545**	**$45,197,426**	**$38,774,486**

This page intentionally left blank

OAKLEY
CALIFORNIA

Contracts Analysis

Fiscal Year 2025/26

Contractor	Services		Funding Summary	
Contra Costa County Sheriff	Dispatch	$802,872	General Fund – Taxes	$802,872
	Forensics and Other Support Services	$55,000	Annual State COPS Grant (Supplemental Law Enforcement Services Funds)	$55,000
			Total Contract	**$857,872**
County Animal Services	Animal Control	$546,100	General Fund-Taxes	$546,100
Townsend Public Affairs	Grant writing & Legislative Advocacy	$78,000	General Fund-Taxes	$78,000
Sable Computers Inc DBA KIS	Information Services	$170,500	Internal Service Charges	$170,500
Dutchover & Associates, Inc.	SFR Landscape Inspections	$30,000	General Fund - Permit Fees	$30,000
TRB & Associates	Plan Check	$10,000	General Fund – Permit Fees	$10,000
DC Electric	Signal Maintenance	$78,000	Gas Tax	$78,000
	Street Light Maintenance	$25,000	Assessment Districts	$25,000
			Total Contract	**$103,000**
TerraCare Landscape Co.	Parks and Landscaping Maintenance	$1,800,000	Landscape Assessments	$1,800,000
Universal Site Service	Park Maintenance Services	$235,000	Landscape Assessments	$235,000
KB Security	Cameras and Video Surveillance	$146,724	General Fund Taxes	$31,860
			Landscape Assessments	$114,864
			Total Contract	**$146,724**
Alexander Greenwood Group	Economic Development	$7,500	General Fund-Taxes	**$7,500**
Cole Huber LLP	Legal Services	$300,000	General Fund Taxes	$275,000
			Capital Projects and/or Other Funds	$25,000
			Total Contract	**$300,000**
Municipal Pooling Authority of Northern California	Insurance and Claims Administration	$1,978,025	General Fund Taxes 65%	$1,285,716
			Cost Recoveries 35%	$692,309
			Total Contract	**$1,978,025**
HMH Engineers	Development Plan Check Services	$200,000	Development	$200,000
Dutchover & Associates, Inc.	Landscape Architectural Services	$150,000	Development	$150,000
Geonsyntec	Stormwater Services	$88,900	Development and Stormwater Fund	$88,900
TJKM, Inc.	Traffic Engineering Services	$75,000	Development	$75,000
Consor, Inc.	Development Project Inspection Services	$250,000	Development and Capital Improvement Funds	$250,000
BSK Associates, Inc.	Materials Testing Services	$75,000	Development and Capital Improvement Funds	$75,000
CAPRA Environmental	Weed and Brush Maintenance	$60,000	Stormwater Fund	$60,000

Contractor	Services		Funding Summary	
Pacific Display	Downtown Tree Lighting Maintenance	$40,000	Citywide Community Parks Fund	$40,000
Dillon Electric	Electrical Maintenance	$50,000	Development and Capital Improvement Funds	$50,000
Waterworks Industries, Inc.	Lake and Pump Station Maintenance Service	$140,000	Landscape Assessments & Community Facilities Districts	$140,000
Strike Doors LLC	Door and Gate Service	$50,000	General Fund Taxes	$50,000
Quality Locksmith	Key and Lock Service	$20,000	General Fund Taxes	$20,000
Advanced Elevator Solutions	Elevator Inspections, Serivce, Testing	$6,000	General Fund Taxes	$6,000
WCA, Inc.	Tree trimming removals stump grinding	$100,000	Landscape Assessments	$100,000
SCA - Contract Sweeping Services, Inc.	Stormwater Maintenance	$290,000	Stormwater Fund	$288,750
Jet Mulch, Inc.	Park and Landscape Maintenance Service	$150,000	Landscape Assessments	$150,000
Geosynctec	StormWater NPDES Program Services Consultant	$148,900	Development and Stormwater Fund	$148,900
Blue Star Pest Solutions	Monthly Pest Control Services	$20,000	General Fund	$20,000

The Ten-Year Plan is the City's tool for evaluating our success in ensuring service sustainability. It is organized by revenue type and function; and includes an indication of the general character of the revenues and expenditures shown as either recurring or onetime in nature.

For purposes of the Ten-Year Plan, if a revenue class is likely to be recurring for a period of 5 years or more, we treat it as recurring. This includes certain development-related fees that can be, as current times prove, less predictable. For instance, building permit revenue will always exist, but it is more sensitive to economic changes than property taxes. In accordance with the City's Financial Policies, the Plan is based on what we believe are reasonable, conservative assumptions.

Since the Plan includes both general purpose and special purpose (assigned) revenues, it is important to reiterate that while the City may fund eligible programs with both restricted and unrestricted funds, its policy is to apply restricted funds to such programs first, followed by general purpose revenues if necessary.

Overall, the Plan is intended to help us see where we are succeeding in achieving service sustainability and where we must improve, and it should be reviewed with this goal in mind. In particular, loans, transfers, and subsidies are shown separately and should be examined to determine and consider why they are necessary or desirable, if they should continue over the long-term, or whether these funds are better allocated to higher priorities.

The Plan included on the following pages confirms that from a service sustainability perspective, the Preliminary Budget is structurally balanced, and it provides a look forward at how, with discipline, it can remain that way.

Since the transition to an in-house police department in 2016, it has been a priority of the council to continue to grow our public safety department. With that the Plan includes the addition of police officer classifications throughout the ten years to meet this expectation.

The General Fund reserve balance remains healthy, and in compliance with the City's reserve policy of at least 30% of expenditures. The Plan shows its balance remains stable over the ten-year period. However, as can be seen in the table provided, the fund balance decreases each year while the reserve balance increases as expenditures increase.

Lastly it is useful to remind ourselves, this is a plan for the future, and it must be weighed with the competing needs for the present. Staff have tried to balance the needs of the present, remain conservative in our approach to the future and plan for realistic future growth that comes with a growing City.

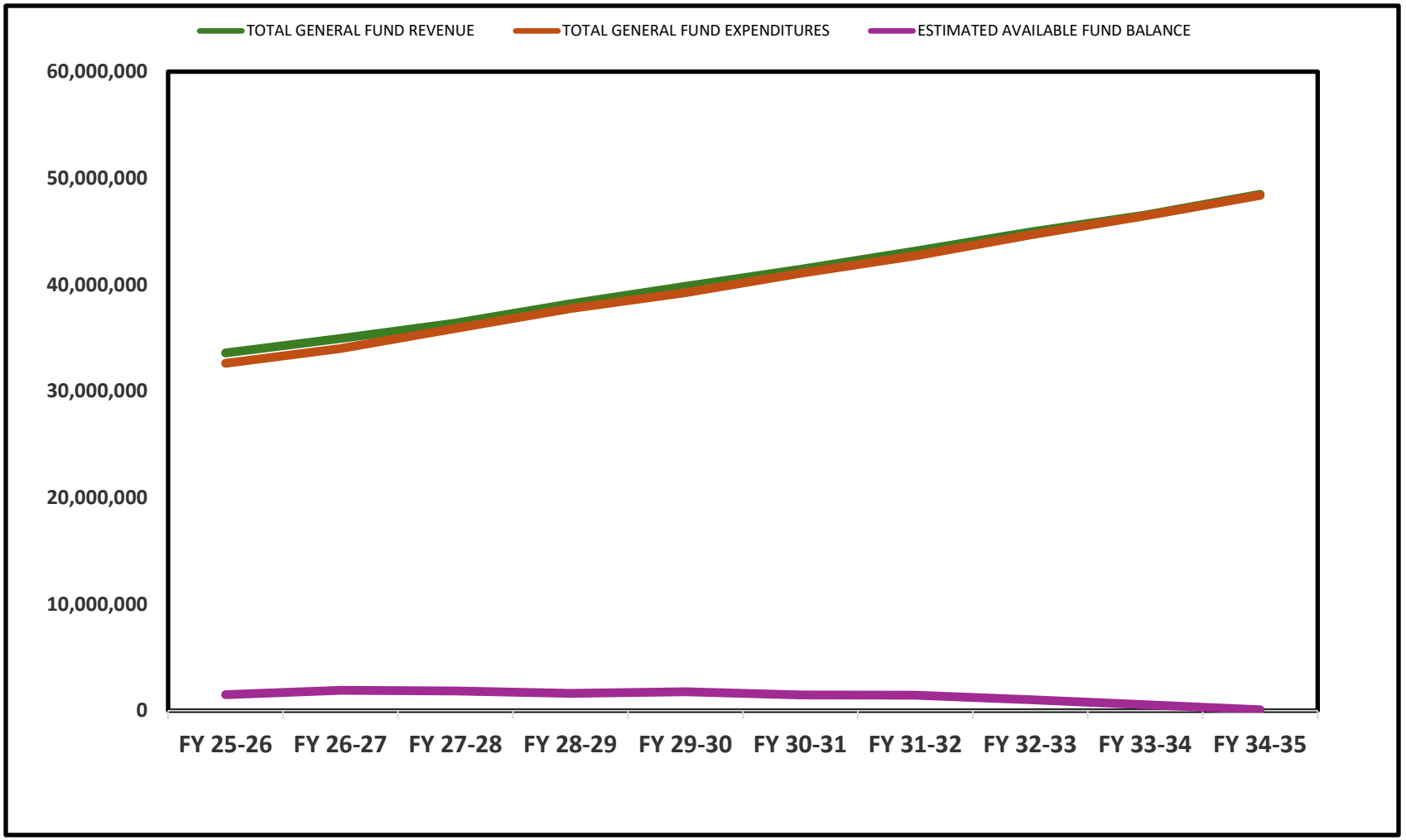

The City of Oakley Fiscal Year 2025/26 Operating Budget has been prepared to ensure that recurring revenues remain in excess of recurring expenditures. The chart above and the table following show that the general fund revenues are projected to exceed general fund expenditures in all years. The estimated available fund balance represents the excess fund balance after the 30% reserve is accounted for. The total net operating budget for the fiscal year, including one-time transfers, is -$2,342,022. This is due to the one-time transfer of available fund balance to the capital projects.

The Ten-Year projections in the tables below include the following assumptions:

- General Fund Revenue is projected to increase by 4% in all years with the exception of Property Tax which is assumed at between 4.5 and 5.5% beginning in the year 2026/27.
- Building Revenue projections are based on the percentage of increase estimated in new construction permits being pulled year over year.
    - Assumed new construction permits for revenue purposes are as follows:

        2025/26 – 180 new construction permits
        2025/26 – 2027/28 – 150 new construction permits
        2028/29 – 2030/33 – 175 new construction permits
        2033/34 – 2034/35 – 150 new construction permits

- Personnel expenditures are based on the cost of living and step increases approved in FY 2022/23 through FY 2026/27. In the years following fiscal year 2026/27 a 4% increase has been assumed with the following exceptions:
    - Police Salary Expenditures include the addition of one new police officer in every other year beginning in fiscal year 2026/27.
    - Facilities Maintenance Salary Expenditures include the addition of two new maintenance positions in fiscal year 2027/28 in anticipation of a new library building that will require additional maintenance staff.
    - A one-time expense is included for a temporary Police Lieutenant Position as we plan for upcoming retirements.

- Other operating expenditures have been assumed to have a 4% increase year over year with the following exceptions:
    - Facilities Maintenance Operating expenditures include increases in repairs, maintenance, and contract hours in anticipation of a new library building.
- Street Maintenance has a general fund transfer in fiscal year 2024/25 of $2,249,728 with a 4% increase assumed each year.
- A one-time allocation of available fund balance from Capital Reserves in the amount of $2,500,000 has been allocated to capital projects.
- A transfer of $115,000 from general fund to storm water is proposed for the current year with a 15% increase assumed each year in the ten-year projections.
- One-time expenditures for the addition of Police Vehicles plus up-fitting costs are included in the years that new officers are planned.

OAKLEY
CALIFORNIA

Ten-Year Plan
General Fund

Fiscal Year 2025/26

	FY 24-25 Estimated	FY 25-26 Projected	FY 26-27 Projected	FY 27-28 Projected	FY 28-29 Projected	FY 29-30 Projected	FY 30-31 Projected	FY 31-32 Projected	FY 32-33 Projected	FY 33-34 Projected
TOTAL GENERAL FUND REVENUE	**38,015,774**	**33,587,540**	**34,936,491**	**36,387,876**	**38,196,933**	**39,844,385**	**41,437,660**	**43,153,604**	**44,945,475**	**46,530,292**
TOTAL SALARY EXPENDITURES	18,070,414	18,447,562	19,177,044	20,244,680	21,238,088	22,088,222	23,162,754	24,089,937	25,252,217	26,263,048
TOTAL RECURRING EXPENDITURES	11,195,302	11,802,284	12,357,454	13,052,549	13,803,854	14,325,637	14,929,034	15,494,609	16,145,980	16,758,969
TOTAL OPERATING TRANSFERS	14,491,200	2,364,728	2,471,967	2,585,393	2,705,539	2,832,999	2,968,444	3,112,626	3,266,391	3,430,696
TOTAL GENERAL FUND EXPENDITURES	**43,756,916**	**32,614,574**	**34,006,465**	**35,882,622**	**37,747,481**	**39,246,858**	**41,060,232**	**42,697,172**	**44,664,588**	**46,452,713**
TOTAL ONE-TIME EXPENDITURES	**-**	**3,314,988**	**100,000**	**-**	**120,000**	**-**	**120,000**	**-**	**120,000**	**-**
NET GENERAL OPERATING REVENUES (EXPENDITURES)	**(5,741,142)**	**(2,342,022)**	**830,026**	**505,254**	**329,452**	**597,526**	**257,429**	**456,432**	**160,887**	**77,579**
ESTIMATED BEGINNING UNDESIGNATED FUND BALANCE	17,165,402	11,124,259	11,282,237	12,112,264	12,617,518	12,946,970	13,544,496	13,801,925	14,258,358	14,419,245
NET GENERAL OPERATING REVENUES (EXPENDITURES)	(5,741,142)	(2,342,022)	830,026	505,254	329,452	597,526	257,429	456,432	160,887	77,579
TRANSFER FROM RESERVE FOR CAPITAL PROJECTS	(300,000)	2,500,000								
ESTIMATED ENDING UNDESIGNATED FUND BALANCE	**11,124,259**	**11,282,237**	**12,112,264**	**12,617,518**	**12,946,970**	**13,544,496**	**13,801,925**	**14,258,358**	**14,419,245**	**14,496,823**
30% RESERVE	(9,527,075)	(9,784,372)	(10,201,940)	(10,764,787)	(11,324,244)	(11,774,058)	(12,318,070)	(12,809,151)	(13,399,376)	(13,935,814)
ESTIMATED AVAILABLE FUND BALANCE	**1,597,185**	**1,497,865**	**1,910,324**	**1,852,731**	**1,622,726**	**1,770,439**	**1,483,856**	**1,449,206**	**1,019,868**	**561,010**

This page intentionally left blank

OAKLEY CALIFORNIA

Ten-Year Plan
General Fund

Fiscal Year 2025/26

	2025 Projected	2026 Proposed	2027 Estimated	2028 Estimated	2029 Estimated	2030 Estimated	2031 Estimated	2032 Estimated	2033 Estimated	2034 Estimated
PROPERTY TAXES	5,270,000	5,480,243	5,729,594	6,044,722	6,377,181	6,727,926	7,030,683	7,347,064	7,677,682	8,023,177
PROPERTY TAX IN LEU OF VLF	5,245,000	5,499,283	5,741,251	6,051,279	6,378,048	6,722,463	7,024,974	7,341,097	7,671,447	8,016,662
SALES AND USE TAXES	3,050,000	3,251,906	3,463,280	3,560,252	3,659,939	3,762,417	3,912,914	4,069,430	4,232,208	4,401,496
ST MOTOR VEH IN LIEU TAX	46,000	55,000	57,200	59,488	61,868	64,342	66,916	69,593	72,376	75,271
TRANSIENT OCCUPANCY TAX (10%)	250,000	250,000	260,000	270,400	281,216	292,465	304,163	316,330	328,983	342,142
PROPERTY TRANSFER TAX	150,000	200,000	208,000	216,320	224,973	233,972	243,331	253,064	263,186	273,714
FRANCHISE	2,688,634	2,570,000	2,647,100	2,726,513	2,808,308	2,892,558	2,979,334	3,068,714	3,160,776	3,255,599
BUSINESS LICENSES	125,000	125,000	130,000	135,200	140,608	146,232	152,082	158,165	164,491	171,071
TRAFFIC FINES	75,000	65,000	67,600	70,304	73,116	76,041	79,082	82,246	85,536	88,957
INTEREST INCOME	800,000	425,000	442,000	459,680	478,067	497,190	517,077	537,761	559,271	581,642
SUBTOTAL GENERAL PURPOSE	**17,699,634**	**17,921,432**	**18,746,025**	**19,594,157**	**20,483,324**	**21,415,605**	**22,310,556**	**23,243,463**	**24,215,955**	**25,229,731**
FEE/REIMBURSEMENT REVENUE										
BUILDING PERMITS/PLAN CHECK/RENTAL INSPECTIONS	1,060,300	1,290,300	1,290,300	1,290,300	1,505,350	1,505,350	1,505,350	1,505,350	1,505,350	1,290,300
ENGINEERING FEES	24,400	24,000	24,960	25,958	26,997	28,077	29,200	30,368	31,582	32,846
PLANNING FEES	23,500	28,500	29,640	30,826	32,059	33,341	34,675	36,062	37,504	39,004
LAW ENFORCEMENT FEES	140,050	207,644	215,950	224,588	233,571	242,914	252,631	262,736	273,245	284,175
RECREATIONS FEES	237,640	259,000	269,360	280,134	291,340	302,993	315,113	327,718	340,826	354,459
CITY ADMINISTRATION FEES	438,000	428,028	428,028	428,028	499,366	499,366	499,366	499,366	499,366	428,028
CITY ADMINISTRATION FEES FROM SA	250,000	250,000	150,000	100,000	50,000	50,000	-	-	-	-
INTERFUND COST RECOVERY (OPERATIONS)	4,082,446	4,223,330	4,392,263	4,567,954	4,750,672	4,940,699	5,138,327	5,343,860	5,557,614	5,779,919
INTERFUND POLICE SERVICES-P6	7,814,279	8,134,548	8,541,275	8,968,339	9,416,756	9,887,594	10,381,974	10,901,072	11,446,126	12,018,432
INTERFUND POLICE SERVICES-Logistics	283,417	305,460	314,624	324,063	333,784	343,798	354,112	364,735	375,677	386,948
INTERFUND POLICE SERVICES-151	185,000	184,400	189,932	195,630	201,499	207,544	213,770	220,183	226,789	233,592
INTERFUND COST RECOVERY (GRANT REIMB)	80,384	114,199	118,767	123,518	128,458	133,597	138,941	144,498	150,278	156,289
OTHER MISC FEES/CHARGES	389,447	216,699	225,367	234,382	243,757	253,507	263,647	274,193	285,161	296,568
SUBTOTAL FEE/REIMBURSEMENT REVENUE	**15,008,863**	**15,666,108**	**16,190,466**	**16,793,719**	**17,713,609**	**18,428,779**	**19,127,104**	**19,910,141**	**20,729,519**	**21,300,560**
TOTAL GENERAL OPERATING REVENUE	**32,708,497**	**33,587,540**	**34,936,491**	**36,387,876**	**38,196,933**	**39,844,385**	**41,437,660**	**43,153,604**	**44,945,475**	**46,530,292**
ONE TIME REVENUE	-	-	-	-	-	-	-	-	-	-
PROCEEDS FROM PROPERTY SALES	5,307,277	-	-	-	-	-	-	-	-	-
OPERATING TRANSFERS	-	-	-	-	-	-	-	-	-	-
TOTAL SOURCE OF FUNDS	**5,307,277**	**-**	**-**	**-**	**-**	**-**	**-**	**-**	**-**	**-**
TOTAL GENERAL FUND REVENUE	**38,015,774**	**33,587,540**	**34,936,491**	**36,387,876**	**38,196,933**	**39,844,385**	**41,437,660**	**43,153,604**	**44,945,475**	**46,530,292**
DEPARTMENT SALARIES										
Animal Control	-	-	-	-	-	-	-	-	-	-
City Council	43,134	52,737	55,374	58,143	61,050	64,102	67,307	70,673	74,206	77,917
City Manager	685,802	739,071	761,243	791,693	823,361	856,295	890,547	926,169	963,215	1,001,744
Information Technology*	-	-	-	-	-	-	-	-	-	-
Economic Development	163,795	171,823	176,978	184,057	191,419	199,076	207,039	215,320	223,933	232,891
City Clerk	395,246	381,403	392,845	408,559	424,901	441,897	459,573	477,956	497,074	516,957
Elections	-	-	-	-	-	-	-	-	-	-
City Attorney	34,792	-	-	-	-	-	-	-	-	-
Human Resources	350,640	371,137	382,271	397,562	413,464	430,003	447,203	465,091	483,694	503,042
Finance	777,301	795,202	819,058	851,821	885,893	921,329	958,182	996,510	1,036,370	1,077,825
Recreation	519,741	548,635	565,094	587,698	611,206	635,654	661,081	687,524	715,025	743,626
Building	773,554	781,714	805,165	837,372	870,867	905,702	941,930	979,607	1,018,791	1,059,543
Planning	474,537	480,839	495,264	515,075	535,678	557,105	579,389	602,565	626,668	651,734
Code Enforcement	515,967	537,238	553,355	575,490	598,509	622,449	647,347	673,241	700,171	728,178
Public Safety	10,534,842	11,020,323	11,525,932	11,986,970	12,649,489	13,155,468	13,872,048	14,426,930	15,201,984	15,810,063
Engineering	1,132,877	1,242,646	1,279,925	1,331,122	1,384,367	1,439,742	1,497,331	1,557,224	1,619,513	1,684,294
Streets	326,356	336,786	346,890	360,765	375,196	390,204	405,812	422,044	438,926	456,483
Facilities	358,919	-	-	300,000	312,000	324,480	337,459	350,958	364,996	379,596
Parks	982,912	988,008	1,017,649	1,058,355	1,100,689	1,144,716	1,190,505	1,238,125	1,287,650	1,339,156
TOTAL DEPARTMENT SALARIES	**18,070,414**	**18,447,562**	**19,177,044**	**20,244,680**	**21,238,088**	**22,088,222**	**23,162,754**	**24,089,937**	**25,252,217**	**26,263,048**

*ISF - Exp moved to department operationg budgets

OAKLEY CALIFORNIA

Ten-Year Plan
General Fund

Fiscal Year 2025/26

	2025 Projected	2026 Proposed	2027 Estimated	2028 Estimated	2029 Estimated	2030 Estimated	2031 Estimated	2032 Estimated	2033 Estimated	2034 Estimated
OTHER OPERATING EXPENDITURES										
Animal Control	491,325	546,510	568,370	591,105	614,749	639,339	664,913	691,509	719,170	747,937
City Council	55,403	75,222	78,231	81,361	84,615	88,000	91,520	95,180	98,988	102,947
City Manager	427,977	347,038	360,920	375,356	390,371	405,985	422,225	439,114	456,678	474,946
Information Technology*	-	-	-	-	-	-	-	-	-	-
Economic Development	157,440	139,587	145,171	150,978	157,017	163,298	169,829	176,623	183,688	191,035
City Clerk	91,411	123,094	128,017	163,138	169,664	176,450	183,508	190,849	198,483	206,422
Elections	27,000	-	28,080	-	29,203	-	30,371	-	31,586	-
City Attorney	425,729	362,000	376,480	391,539	407,201	423,489	440,428	458,045	476,367	495,422
Human Resources	272,089	262,886	273,401	284,338	295,711	307,539	319,841	332,635	345,940	359,778
Finance	353,631	389,893	405,489	421,708	638,576	664,119	690,684	718,312	747,044	776,926
Recreation	756,326	1,050,517	1,147,538	1,193,440	1,241,177	1,290,824	1,342,457	1,396,156	1,452,002	1,510,082
Building	313,077	401,548	417,610	434,314	451,687	469,754	488,544	508,086	528,410	549,546
Planning	490,320	459,234	477,604	496,708	516,576	537,239	558,729	581,078	604,321	628,494
Code Enforcement	153,455	223,896	232,852	242,166	251,853	261,927	272,404	283,300	294,632	306,417
Public Safety	4,823,676	5,369,075	5,583,838	5,807,191	6,039,479	6,281,058	6,532,300	6,793,592	7,065,336	7,347,950
Engineering	1,381,309	1,299,706	1,351,694	1,405,762	1,461,992	1,520,472	1,581,291	1,644,542	1,710,324	1,778,737
Streets	405,391	400,188	416,196	432,844	450,158	468,164	486,890	506,366	526,621	547,686
Facilities	544,888	-	-	200,000	208,000	216,320	224,973	233,972	243,331	253,064
Parks	307,564	351,888	365,963	380,602	395,826	411,659	428,125	445,250	463,060	481,583
TOTAL OTHER OPERATING EXPENDITURES	**11,478,011**	**11,802,283**	**12,357,454**	**13,052,549**	**13,803,854**	**14,325,637**	**14,929,034**	**15,494,609**	**16,145,980**	**16,758,969**
*ISF - Exp moved to department operationg budgets										
NON-DEPARTMENTAL EXPEDITURES										
Other Non-Departmental Expenses	2,314,619	2,425,345	2,522,359	2,623,253	2,728,183	2,837,311	2,950,803	3,068,835	3,191,589	3,319,252
Recurring Transfer to Streets	-	-	-	-	-	-	-	-	-	-
Interim Needs/Contingency	293,992	619,048	680,129	717,652	754,950	784,937	821,205	853,943	893,292	929,054
Amount charged to Departments	(2,891,320)	(3,044,392)	(3,202,488)	(3,340,906)	(3,483,133)	(3,622,248)	(3,772,008)	(3,922,779)	(4,084,880)	(4,248,306)
TOTAL NON-DEPARTMENTAL EXPENDITURES	(282,710)	1	-	-	-	-	-	-	-	-
TOTAL RECURRING EXPENDITURES	**29,265,716**	**30,249,846**	**31,534,498**	**33,297,229**	**35,041,942**	**36,413,859**	**38,091,788**	**39,584,546**	**41,398,197**	**43,022,017**
NET OPERATING REVENUES (EXPENDITURES)	**8,750,058**	**3,337,694**	**3,401,993**	**3,090,648**	**3,154,991**	**3,430,526**	**3,345,873**	**3,569,058**	**3,547,278**	**3,508,275**
ONE-TIME EXPENDITURES										
Land Purchases	-	-	-	-	-	-	-	-	-	-
Encumbrance Roll over		-								
One Time Salary Bonus		158,925								
Vehicles for New Police Officers	-	200,000	100,000	-	120,000	-	120,000	-	120,000	-
Vehicles one time in Fleet ISF		234,600								
Technology Equipment one time in Tech ISF		221,463								
One Time Expense Senior Improvements	153,000	-								
One Time Expense TRB	50,000	-								
Operating Transfers Storm Water	100,000	115,000	132,250	152,088	174,901	201,136	231,306	266,002	305,902	351,788
Operating Transfers ONE TIME-Budget CIP 331, 334,335,336		2,500,000								
Operating Transfers ONE TIME-Mid Year CIP 247	5,000,000	-								
Operating Transfers ONE TIME-Mid Year CIP 318	3,000,000	-								
Operating Transfers ONE TIME-CIP 318	4,000,000	-								
Operating Transfers	2,188,200	2,249,728	2,339,717	2,433,306	2,530,638	2,631,864	2,737,138	2,846,624	2,960,489	3,078,908
		-	-	-	-	-	-	-	-	-
TOTAL ONE-TIME EXPENDITURES	**14,491,200**	**5,679,716**	**2,571,967**	**2,585,393**	**2,825,539**	**2,832,999**	**3,088,444**	**3,112,626**	**3,386,391**	**3,430,696**
NET SOURCES (USES) OF FUNDS	**(5,741,142)**	**(2,342,022)**	**830,026**	**505,254**	**329,452**	**597,526**	**257,429**	**456,432**	**160,887**	**77,579**

Under California Law, the City of Oakley annually calculates its "Appropriation Limit", which is the level of expenditures that can be funded using tax dollars. This calculation has its origin in Proposition 4, commonly known as the Gann Initiative; thus, this calculation is sometimes referred to as the Gann Limit.

Proposition 4 was passed by California voters in November 1979 and places limits on the amount of tax revenue which can be spent by governmental entities on an annual basis. Prop 4 became effective in fiscal year 1980/81 and used fiscal year 1978/79 revenues as the base for the calculation. The calculations were further refined by the passage of Proposition 111 in June of 1990. The base year revenues are increased annually by a factor that combines the governmental entity's population growth rate and the increase in the California per capita personal income. Cities may choose to use their population growth rate or their county's population growth rate. For fiscal year 2025/26, the City elected to use the City's growth rate and has calculated the appropriation limit to be $17,927,039.

The following types of revenues received by the City of Oakley have been deemed to be from tax proceeds and therefore included in the appropriation limit calculation:

Property Tax | Sales & Use Tax | Business License Tax

Motor Vehicle In-Lieu | Transient Occupancy Tax

The following types of revenues received by the City of Oakley have been deemed not to be from tax proceeds as they fall within the exclusions of the appropriations limits:

Gasoline Tax | Impact Fees | Local Transportation Funds

Charges for Services | SB 90 Mandate Reimbursement

Due to the pass-through nature of many city revenues, there was concern that revenues would be included in both the City's and the State's calculation. California Government Code Section 7903 requires that if State funds are provided to cities with no restrictions on their expenditures, the city includes these funds in their calculation. If the State specifies use of the funds, they are included in the State's calculation.

CITY OF OAKLEY APPROPRIATIONS LIMIT CALCULATION FOR FISCAL YEAR 2025-2026	
Beginning Limit (FY 2024-2025):	$16,626,248
City Population in January 2024	46,218
City Population in January 2025	46,826
Percentage Increase in Population - City of Oakley	**1.32%**
Percentage Increase - Contra Costa County	0.00%
California Per Capita Personal Income	**6.44%**
Factor to be applied to prior year (1+ Population Factor) x (1 + Per Capita Factor)	**1.07823720**
Appropriation Limit (FY 2025-2026):	17,927,039
Appropriation Subject to Limit (FY 2025-2026):	$ (15,172,344)
Amount Under Limit	$ 2,754,695

Deficit: An excess of expenditures over revenues (resources).

Department: An organizational unit comprised of divisions or functions. It is the basic unit of service responsibility encompassing a broad mandate of related activities.

Expenditure: The actual payment for goods and services.

Fiscal Year (FY): The period designed by the City for the beginning and ending of financial transactions. The City of Oakley fiscal year begins July 1st and ends June 30th of the following year.

Full-Time Equivalent (FTE): The amount of time a regular full or part-time position has been budgeted for in terms of the amount of time an employee works in a year.

Gas Tax: Administered by the State Board of Equalization, this is an 18-cent per gallon tax on fuel used to propel a motor vehicle or aircraft. Use of the revenue is for research, planning, construction, improvement, maintenance and operation of public streets and highways or public mass transit.

General Fund: The fund used to account for all financial resources except those required to be accounted for in another fund.

General Fund Taxes: This is the term in the Budget to describe the City's use of general-purpose tax revenue, including primarily: Property Taxes, Property Taxes in lieu of VLF, and Sales Tax.

General Plan: A policy document that serves as a guideline for future development. California State law requires each city to adopt a General Plan.

Infrastructure: Facilities on which the continuance and growth of the community depend on such roads, water lines, sewers, public buildings, etc.

Internal Service Fund (ISF): Internal service funds account for the financing of goods and services provided by one department to another department on a cost-reimbursement basis. In Oakley, we have ISF's that serve as sinking funds for the future replacement of vehicles and equipment, and for repairs and replacements for facilities. In each case, the costs are supported by charges to departmental operating budgets.

Lighting and Landscaping District: The City has established a separate District to manage and fund the maintenance of the City's Public Landscaping, Community Parks, Street Lighting, and Neighborhood Parks. Each activity is accounted for in a separate fund and budgets are established yearly as part of the District's activities. Detailed breakdowns of estimated revenues and expenditures are provided in a required engineer's report. Costs are funded by landscape assessments levied in each zone, and as necessary, subsidies or loans from other eligible funds.

Measure J: In 2004, voters approved Measure J, extending a previously approved Countywide ½ cent sales tax measure for transportation related purposes. The original Measure (Measure C) included a provision that 18% of the funds are returned to local agencies based on an allocation relative population and relative maintained street miles. Expenditures are restricted to the same uses as Gas Tax but may also be applied to transit improvement and operation, growth management planning and compliance, pedestrian and bicycle trail construction, maintenance and operation parking facility development and transportation efficiency program development and operation (ridesharing, etc.). Measure J continues to be subject to Measure C's growth management component and funds may not be used to replace developer obligations that would otherwise not be publicly funded under jurisdiction policy. Measure J runs until March 2034.

Motor Vehicle License Fee: A State vehicle license fee imposed on motorists for the privilege of operating a motor vehicle on the public highways.

Police Services Tax: A voter approved special tax levied by the City and collected at the same time and in the same manner as property taxes that is used exclusively for Public Safety.

Property Tax: Property Tax is imposed on real property (land and permanently attached improvements) and tangible personal property located within the City. Proposition thirteen set the basic property tax at one percent of the assessed value of the property, and then limited the assessed value to the cash value at acquisition plus inflation, at no more than 2% per year.

Property Tax in Lieu of VLF: In the early 1990's the State levied a local tax on vehicles, in the form of a 2% Motor Vehicle License Fee (see above). The then Governor successfully lobbied the legislature and passed a law allowing a temporary discount on the fee if the State could afford it. A provision of that law was that the State backfill the lost revenue to the local agencies that resulted (since it was a local tax being reduced). Since then, the State has permanently lowered the Fee, and permanently backfilled it by shifting additional property taxes from their control to each local agency. This separate revenue is referred to as Property Taxes in Lieu of Vehicle License Fees (VLF).

Reserved Fund Balance: Accounts used to record a portion of the fund balance as legally segregated for a specific use or not available for appropriation.

Resolution: A special order of the City Council, requiring a majority vote, which has a lower legal standing than an ordinance.

Revenue: Income received by the City.

Road Maintenance and Repair: Senate Bill 1, also known as the Road Repair and Accountability Act of 2017, increases transportation funding and instituted much-needed reforms. SB 1 provides the first significant, stable, and on-going increase in state transportation funding in more than two decades. To receive SB1 funding, the City must contribute annual maintenance of effort from a different funding source such as the General Fund.

Salaries and Benefits: A budget category, which generally accounts for full-time and temporary employees, overtime, and all employee benefits, such as medical, dental and pension costs.

Successor Agency: With the dissolution of the Oakley Redevelopment Agency on February 1, 2012, the City elected to become the Successor Agency to the Redevelopment Agency, responsible for preserving and administering its non-housing related assets, paying and ensuring performance of its obligations, and for complying with the new law that requires the unimpeded winding down of the prior Redevelopment Agency's affairs.

Successor Housing Agency: With the dissolution of the Oakley Redevelopment Agency on February 1, 2012, the City elected to become the Successor Housing Agency, accepting the prior Redevelopment Agency's housing related assets and related housing responsibilities.

Taxes: Compulsory charges levied by a government for the purpose of financing services performed for the common benefit.

Transient Occupancy Tax (TOT): A 10% tax imposed on travelers who stay in temporary lodging facilities within the City. Also referred to as a Hotel/Motel Tax.

Unassigned Balances: The City established a policy in fiscal year 2012-2013 that in its special purpose funds, it would budget not only anticipated revenues but also projected remaining available fund balances. The unassigned balance amount budgeted in any fund is the amount of available funds (revenues and available fund balances) that have not yet been assigned a specific current year purpose.

LIST OF ACRONYMS AND ABBREAVIATIONS

ARPA – American Rescue Plan Act

CAR – California Association of Realtors

CDBG –Community Development Block Grant

CIP – Capital Improvement Project

CM – City Manager

CNG – Compressed Natural Gas

COPS – Community Oriented Policing Services

CSMFO – California Society of Municipal Finance Officers

DIF – Development Impact Fees

DOJ – Department of Justice

DWR – Department of Water Resources

EDC – Economic Development Corporation

FAACT – Future Advocates for Agriculture Concerned about Tomorrow

FB - Facebook

FTE – Full Time Equivalent

FY – Fiscal Year

GFOA – Government Finance Officers Association HMI – Housing Market Index

IG - Instagram

MOU – Memorandum of Understanding

MDRR- Mt. Diablo Resource Recovery

OH Fees – Overhead Fees

O & M – Operational and Maintenance Expense

PD – Police Department

PEPRA – Public Employee's Pension Reform Act PERS – Public Employees Retirement System

PFA – Public Financing Authority

PPA – Power Purchase Agreement

PW – Public Works

RDA – Redevelopment Agency

RR – Railroad

RSTP – Regional Surface Transportation Program

SA –Successor Agency

SCADA – Supervisory Control and Data Acquisition

SD – Storm Drainage

SIG – Signals

SLESF – Supplemental Law Enforcement Services funds

SOI – Sphere of Influence

SRF – State Revolving Fund

SRO – School Resource Officer

STR – Streets

SWOT – Strengths, Weaknesses, Opportunities and Threat

TDA –Transportation Development Account

TCR – Traffic Congestion Relief

RESOLUTION NO. ____

A RESOULTION OF THE CITY COUNCIL OF THE CITY OF OAKLEY TO ADOPT THE FY 2025/26 PROPOSED BUDGET, STATEMENT OF FINANCIAL POLICIES AND APPROPRIATIONS LIMIT

WHEREAS, it is City policy to have the City Council adopt a budget and appropriations limit prior to the beginning of its new fiscal year, which is July 1, 2025; and

WHEREAS, the City desires to annually review and adopt a Five-Year Capital Improvement Plan and comprehensive Statement of Financial Policies; and

WHEREAS, the City Manager and Staff have developed, and the City Manager has presented Preliminary Operating and Capital Budgets, Statement of Financial Policies, Appropriations Limit, and Five-Year Capital Improvement Plan; and

WHEREAS, that the City Council did on April 15, 2025 hold a retreat to discuss these Preliminary documents and provide additional direction to the City Manager for the preparation of a final set of documents; and

WHEREAS, the City Manager has presented to the City Council for consideration of adoption a Proposed Budget document, including the updated Statement of Financial Policies, Recommended Operating and Capital Budgets, Fiscal Year 2025/26 Appropriations Limit Calculation, and a separate Recommended Five-Year Capital Improvement Plan for Fiscal Years 2025/26 through 2029/30; and

WHEREAS, the City Council has elected to bifurcate the Capital Budget and Five-Year Capital Improvement Plan for separate discussion and consideration of approval by separate resolution; and

WHEREAS, a separate resolution has been prepared for the approval of the City of Oakley Fiscal Year 2025/26 Capital Budget and Five-Year Capital Improvement Plan for Fiscal Years 2025/26 through 2029/30; and

WHEREAS, the City of Oakley Fiscal Year 2025/26 Capital Budget is an integral part of the Operating Budget, with the projects' detail included in the Capital Budget and only total revenues and expenditures related to the Capital Budget are included in the Operating Budget; and

WHEREAS, it is possible that certain projects within the Capital Budget may not be approved by the City Council after the total revenues and expenditures related to such projects have been approved as part of the Operating Budget; and

WHEREAS, the appropriations for any projects that are not approved as part of the Capital Budget can be held in reserve until such time that other projects are approved as an amendment to the Capital Budget.

BE IT RESOLVED that the City Council of the City of Oakley:

1) Adopts the FY 2025/26 Proposed Budget, Statement of Financial Policies, and Fiscal Year 2025/26 Appropriations Limit.

2) The appropriations for any capital projects which are approved as part of the Operating Budget and recommended but not approved as part of the Capital Budget shall be held in reserve in the appropriate fund(s) until such time that other projects are approved by way of resolution or the appropriations are moved to another fund as an amendment to the Capital Budget.

The foregoing Resolution was introduced at a regular meeting of the City Council of the City of Oakley held on the 27th day of May 2025, and was adopted by the following vote:

AYES:
NOES:
ABSTAIN:
ABSENT:

_____
SHANNON SHAW, MAYOR

ATTEST:

_____
Kim Snodgrass, CITY CLERK

This page intentionally left blank

OAKLEY

CALIFORNIA

PROPOSED ANNUAL CAPITAL BUDGET AND 5-YEAR CAPITAL IMPROVEMENT PROGRAM

For Fiscal Years (FY) 2025/26 to 2029/30

This page intentionally left blank

OAKLEY
CALIFORNIA

CAPITAL IMPROVEMENT PROGRAM

The Capital Improvement Program (CIP) is a major public infrastructure and planning tool for the City of Oakley. The CIP serves as a statement of the City's policies and financial abilities to manage the development of the community. The creation of a five- year CIP provides a systematic plan for providing infrastructure improvements within a prioritized framework and a general schedule for projects to proceed. The Projects identified in the CIP meet the City's General Plan and adhere to the Strategic Plan 27+. The first year reflects the adopted budget for the upcoming Fiscal Year (FY). The remaining four years represent a schedule and estimate of future capital needs that may be funded, given projected revenues and priorities.

There are several benefits for developing and adopting a Capital Improvement Program. Not only does CIP become a management tool for the City Council and City staff; CIP also provides valuable information to the citizens, developers, and businesses who are interested in the development of the community. The CIP document will assist in leveraging available resources through the timing of projects, and the coordination of City projects with improvements constructed by other entities.

Despite the many benefits of a CIP, it is important to highlight the fact that this is a planning document. Changes can occur for many reasons. Revenues can fluctuate because of changing economic conditions or shifts in City policy. Private economic decisions can also affect the timing, scale, and location of capital projects. The City of Oakley's CIP reflects the Strategic Goals of the City Council and is a critical investment tool for the community to help promote economic vitality and viability for the City of Oakley.

The focus of the proposed CIP for FY 2025/26 through FY 2029/30 is to maintain the core infrastructure of the City of Oakley by utilizing the most cost effective and creative approach. The CIP continues to prioritize and build new infrastructure for the community, which will enhance the quality of life for residents.

The CIP for FY 2025/26 is divided into specific projects to address unique needs for each component of the City's infrastructure system (e.g., Streets, Parks & Facilities). This approach provides funding for infrastructure maintenance, construction of new improvements, and long-range goals for protecting the quality of the public infrastructure system in the City of Oakley. The funding for CIP projects is generally from the following sources: Measure J Sales Tax, Gas Tax, Development Traffic Impact Fees, Development Park Impact Fees, Federal & State Grants, Assessment District Funds, and the City's General Fund. The revenues from Development Traffic Impact Fees and Development Park Impact Fees are dependent upon the private development activity and regional economic growth. The CIP for FY 2025/26 conservatively budgets a portion of these funding sources to account for unforeseen downturns in the regional economic and development activity.

There is a direct relationship between CIP project construction, economic development, and the vitality of the community. New residents want to come and live in a community that is vibrant and provides a wide range of amenities (e.g., Recreation Center, Library, etc.). Commercial developers also look to build communities that thrive and provide amenities for today's lifestyle. The construction of CIP projects helps to enhance amenities and the quality of life for the community residents, which in turn makes Oakley a desired community for private development. The increase in the level of private development activity will provide opportunities for the City to undertake projects with various infrastructure improvements to complement the private development projects.

OAKLEY
CALIFORNIA

Proposed CIP Projects for FY 2025/26

Project #176, Oakley Regional Park Project – This project transforms a 55-acre site located at the north end of Sellers Avenue that was given to the City as part of the development agreements with the Emerson and Gilbert Ranch projects. This 55-acre site was the site of an abandoned dairy farm that has been closed for decades. This project will construct a regional park at this site that will be a destination point for the Oakley community. A team of staff, consultants, and a Council sub-committee began the process of concept planning for this site in 2016. As a result of this work, a concept plan was developed and approved by the City Council. During 2019, there were further discussions with the community to solicit input as the concept plan was refined and adopted by the City Council to reflect the needs of the community and strategic goals of the City Council. This project will be a multi-phase project that will be designed and constructed over the coming years and would potentially cost over $100,000,000 to construct all of its components. Funding for this project will be provided by a combination of grants and other funds over several years or decades. The first phase of this project was the demolition and removal of the abandoned and unsafe structures, which was completed in 2019. The City applied for two rounds of funding for this project from the State Proposition 68 State of California Grant in 2019 and 2021 and unfortunately was not awarded the grant. Staff will continue to explore other grant funding for this project to design and construct this project. During FY 2023/24 a new Master Planning study was performed to solicit input from the community and various stakeholders on the features that are desired at this park and to ensure consistency with the new Oakley Strategic Plan 27+. This new master Plan was adopted by City Council in Spring 2024 and will be used in future grant funding applications. ***The funding of the preliminary project design and site clean-up was allocated in FY 2016/17, and no additional funding is requested in the FY 2025/26 budget.***

Project #186, West Cypress Road Bridge at Contra Costa Canal Reconstruction Project - The existing West Cypress Road Bridge that crosses the Contra Costa Canal is structurally deficient according to the Caltrans inspections. It will need to be reconstructed to bring it to modern structural standards. The City of Oakley does not have a designated funding source for replacing the City's bridges and relies upon State grant programs such as the Highway Bridge Replacement and Rehabilitation Program (HBRRP) for major bridge improvement projects. Staff will apply for this grant once the application cycles are presented. ***The funding of the preliminary project design was allocated in FY 2016/17, and no additional funding is requested in the FY 2025/26 budget.***

Project #189, Piper Lane Drainage Channel Trash Capture Device Project - The Piper Lane drainage channel is one of the major drainage outfalls from the City of Oakley to the Delta in which the City is responsible for its maintenance and operation. This is an open channel that flows freely to the Delta and based on the permit issued by the San Francisco Regional Water Quality Control Board (SFRWQCB), it cannot convey trash to the open waters of the Delta. Historically, a large amount of trash and debris were transported to the Delta through this channel. This project will construct a new trash capture device at the upstream end of the channel near Vintage Parkway. The trash capture device will stop trash from flowing into the Delta and, as a result, puts the City in compliance with the SFRWQCB permit. The preliminary design of this project is completed, and staff will look for grant funding for the final design and construction of this project. ***The initial funding of this project was allocated in FY 2022/23, and no additional funding is requested in the FY 2025/26 budget.***

Project #211, Main Street/Rose Avenue Intersection Improvement Project – Main Street and Rose Avenue have operated as a stop sign controlled intersection over the past several decades. This mode of operation is not sustainable for the long term, especially with the added traffic volumes on Main Street and the expansion of the Ironhouse Sanitary District (ISD) and Diablo Water District maintenance facility near this site. City staff have been discussing this intersection improvement project with the new management staff of ISD to explore opportunities that both agencies can collaborate to improve this intersection. As part of the collaborative work, ISD will contribute $50K towards the start of the design work to improve the intersection of Main Street and Rose Avenue and install a traffic signal at this intersection. After the completion of the design, the details of the final project will be identified along with construction cost estimates that will be budgeted in the FY 2026/27 budget. ***Total Budget - $200,000 ($200,000 Main Street Fund)***

Project #231, Sellers Avenue (Riverrock Drive to CCWD Canal Crossing) Widening and Improvement Project – Sellers Avenue is a 2-lane road that was constructed by Contra Costa County decades ago. The section of Sellers Avenue from East Cypress Road to the north end of the road at the gate to the future Oakley Regional Park is destined to be widened to 4 lanes with curb and gutter, sidewalks, landscaped medians, bike lanes, and street lighting. Presently, the section of Sellers Avenue from East Cypress Road to Riverrock Drive has been widened and improved by the developers of the Emerson and Gilbert Ranch projects. This project will widen and improve the remaining section of Sellers Avenue from

the intersection at Riverrock Drive to the gate of the future Oakley Regional Park. The above referenced developers paid the City the cost for curb and gutter, sidewalk, and one lane of roadway. The City will pay the remaining construction costs for the second lane and medians for this project. The timing of design and construction of this project will be in coordination with the Oakley Regional Park Project CIP # 176, when that project funding is secured. ***The funding for this project will be allocated in the CIP budget in future years.***

Project #247, East Cypress Road Widening (Knightsen Avenue to Contra Costa Water District CCWD Canal) Project - This project will widen and fully reconstruct East Cypress Road from Knightsen Avenue to the Conta Costa Water District Canal. East Cypress Road is the only major roadway that carries traffic from far east Oakley, Bethel Island, and parts of the County to Main Street and beyond. The growth and development of the far east County region has necessitated various infrastructure improvements to East Cypress Road to accommodate the traffic demand on this roadway, which has been a health and safety concern for many years. This City capital project will reconstruct East Cypress Road from Knightsen Avenue to CCWD Canal to 6 lanes, along with new curb, gutter, sidewalks, bicycle lanes, traffic signals, streetlights, storm drain system and medians. The construction of this project is currently underway and anticipated to be completed by fall 2025. ***The funding for this project was allocated in FY 2021/22 budget and FY 2022/23 budget, and no additional funding is requested in the FY 2025/26 budget.***

Project #252, Downtown Storm Drain (AREA 29D) Improvement Project – The Contra Costa County Flood Control District years ago had established drainage zones through the County for storm drain detention and treatment. These zones included large detention basins (i.e. Freedom Basin, Teakwood Basin, Del Antico Basin, etc.) and a network of underground pipe systems to convey the storm water runoff from the City's streets to these basins. All parts of the storm drain system in this zone have been constructed over the past few decades, with the exception of the section of pipe from the north side of Main Street, just east of Miguel Drive to the edge of the railroad tracks and south of Main Street to Fuschia Way. This project will design and construct this section of storm drainpipe which will complete all the improvements in this zone. As part of this project a new curb, gutter, and sidewalk will be constructed along Main Street from Vintage Parkway to Gardenia Avenue and enhance the development opportunities in this section of Downtown Oakley. The preliminary design of this project is completed, and final design and construction will begin once funding is secured. ***The initial funding for the project was allocated in the FY 2021/22 budget; and construction of this project will be funded in future years.***

Project #263, O'Hara Avenue / Carpenter Road Intersection Improvement Project – The construction of Carpenter Road from Rose Avenue to Cinnamon Ridge Drive as part of a private subdivision development project has opened this important east/west roadway corridor for the community. This section of Carpenter Road will increase traffic flows at the intersection of O'Hara Avenue and Carpenter Road. This project will improve the traffic operations at this intersection by constructing protected left turn lanes on Carpenter Road on both the westbound and eastbound approaches to O'Hara Avenue. Additional improvements include the installation of a video detection system and reconfiguration of the striping at this intersection. The construction of this project is anticipated to start by summer 2025 and be completed by summer 2026. ***The initial funding for this project was allocated in the FY 2021/22 and FY 2022/23 budget. As part of the FY 2025/26 budget, $100,000 from Measure J Fund will be added to the project budget for its construction.***

Project #268, Main Street / Delta Road Intersection Signalization Project – This project will install a traffic signal and widen and improve the Main Street / Delta Road intersection. This intersection is identified as having a new traffic signal per the City's Traffic Impact Fee program. With the growth of the far east Oakley region and additional traffic that use Delta Road for access to Main Street, a new traffic signal will improve safety and traffic circulation at this intersection. The preliminary design of this project was started in FY 2021/22 to develop the plan and identify the right-of -way that is needed for this project. The final design and any right-of-way acquisition needs for this project will take place during FY 2025/26. ***The initial funding of this project was allocated in FY 2021/22. As part of the FY 2025/26 budget, $200,000 from Gas Tax RMRA Fund will be added to the project budget for final design.***

Project #269, Main Street / Brownstone Road Intersection Signalization Project – This project will install a traffic signal and improve the Main Street / Brownstone Road intersection. This intersection is identified as having a new traffic signal per the City's Traffic Impact Fee program. With the increase in traffic volumes at this location, a signal will improve safety and traffic circulation. The preliminary design of this project was started in FY 2021/22 to develop the plan and identify the right-of-way that is needed for this project. The final design and right-of-way acquisition for this project will get underway in future years once progress is made on the right-of-way acquisition and funding gets allocated for this project. ***The initial funding of this project was allocated in FY 2021/22, and no additional funding is requested in the FY 2025/26 budget.***

Project #273, Laurel Road Extension Project (Teton Road to Sellers Avenue) - This Project will extend Laurel Road from Teton Road to Sellers Avenue providing an alternate and much needed secondary route to the East Cypress Road region of Oakley. Currently, the only way in and out of far east Oakley is via Main Street to East Cypress Road. This current route along East Cypress Road passes by an elementary and middle school and crosses the Burlington Northern Santa Fe (BNSF) railroad tracks. Extending Laurel Road from Teton Road to Sellers Avenue will provide a secondary access route out of the East Cypress Road corridor. This project will construct a new bridge over the BNSF railroad tracks, retaining walls, new 4-lane roadway with curb, gutter, sidewalks, medians, bicycle lanes, and new traffic signals at the intersection of Laurel Road with Teton Road and Sellers Avenue. The preliminary design for the layout of the new roadway has been completed and appraisals prepared for the right-of-way acquisition needed for this project. Staff will be performing the final design and working on the right-of-way acquisition for this project during FY 2025/26. In addition, staff are pursuing grant funding opportunities for the construction of this that is estimated to cost over $40M. ***The initial funding of this project was allocated in the FY 2021/22 and FY 2022/23 budget. As part of the FY 2025/26 budget, $300,000 from Gas Tax RMRA Fund will be added to the project budget for final design.***

Project #280, Laurel Road Widening Project (O'Hara Avenue to Cloverbrook Avenue) - Laurel Road from O'Hara Avenue to Cloverbrook Avenue is the last section of Laurel Road that needs to be widened and improved to City standards. Laurel Road is a major Arterial Road and the City's designated truck route with a direct connection to Highway 4. This section of Laurel Road has not been widened or improved due to the lack of right-of-way. Staff has been working with the property owners over the past several years to obtain the necessary right-of-way for this roadway widening, which will also require major utility relocation of the Western Area Power Administration (WAPA) utility poles. The good work by staff resulted in reaching a resolution with property owners in 2023 to secure the right-of-way needed for this project. This project will install curb, gutter, sidewalk, median and streetlights along Laurel Road and O'Hara Avenue, and will install a new traffic signal on Laurel Road at the entrance to the new Safeway shopping center. The construction of this project is currently underway and anticipated to be completed by fall 2025. The construction of this project will also complement the new Safeway shopping center that is being constructed on the northeast corner of the Laurel Road/O'Hara Avenue intersection. ***The funding for this project was allocated in FY 2024/25 budget and no additional funding is requested in the FY 2025/26 budget.***

Project #281, Enrico Cinquini Park Construction Project – The developer of the Stonewood Subdivision, a collection of 262 lots, was conditioned to construct a new park (Enrico Cinquini Park) at the intersection of Rose Avenue and Carpenter Road. The developer's obligation of $2.1M was not sufficient to construct this park and its associated facilities and features, which include a parking lot. The City will design and construct this park utilizing the Park Impact Fee obligation of the developer, as well as supplementing it with additional City Park Impact fees. This park will be one of the most attractive and desired parks in Oakley and will feature a picnic area, shade structure, splash pad, ADA accessible restroom, playground, natural turf, and a parking lot. In 2023, with the support of Congressman DeSaulnier, the City was to receive a Federal grant in the amount of $850,000 for this project that would supplement the local project budget. However, with the changes at the Federal levels in 2025, the timing to receive this funding is unknown at this time. This project was designed and in February 2025 the construction contract was awarded by the City Council and project construction is anticipated to start in summer 2025 and be completed by summer 2026. ***The initial funding of this project was allocated in the FY 2023/24 budget. As part of the FY 2025/26 budget, $1,500,000 from the Park Impact Fee Fund will be added to the project construction budget.***

Project #283, Laurel Road Bridge Widening over Marsh Creek Project – Laurel Road at the Marsh Creek Bridge is currently a 2-lane roadway that needs expansion and widening to 4 lanes with sidewalks and bicycle lanes to tie into the future Laurel Road Extension Project at Teton Road. This project will complement the Laurel Road Extension Project (Teton Road to Sellers Avenue) CIP 273, provide improved access for Laurel Road, and accommodate future traffic volumes from the developments along the East Cypress Road Corridor. This project will be funded and designed when the Laurel Road Extension Project (Teton Road to Sellers Avenue) moves forward, and its funding is secured. ***The initial funding of this project was allocated in the FY 2022/23 budget, and no additional funding is requested in the FY 2025/26 budget.***

Project #302, East Cypress Road Widening (Jersey Island Road to Bethel Island Road) Project - This project will widen and fully reconstruct East Cypress Road from Jersey Island Road to Bethel Island Road. This is the last phase of the overall East Cypress Road improvements that have been under construction since 2023. The new East Cypress Road from Jersey Island Road to Bethel Island Road will be a 4-lane roadway with curb, gutter, sidewalk, bicycle lane, streetlight, median, traffic signal, landscaping and storm drain system. This project will complement the adjacent East Cypress Road

widening projects, CIP 247 and CIP 310 that are currently under construction. The design of this project has been underway and after the bidding process the construction is anticipated to start in summer 2025 and be completed by end of 2026. This project is the most expensive capital project that the City has ever undertaken, and securing funding was a major challenge. With the great work of the Public Works staff over a nearly two-year period, a $21M grant was secured from East Contra Costa Regional Fee and Financing Authority which was critical in the realization of this project for the Oakley community. ***Total budget requested for FY 2025/26 - $24,703,000 ($23,703,000 General Capital Fund and $1,000,000 Measure J Fund)***

Project #306, Marsh Creek Glenn Park Renovation Project - The existing playground equipment and surfacing at Marsh Creek Glenn Park is the original infrastructure at this park, which was constructed 20 years ago. The equipment and surface are both in need of replacement, as maintaining this playground equipment and surfacing is not practical and financially viable. This project will replace and significantly expand the playground footprint to allow for larger, more inclusive play structures, including the potential addition of swings. The new playground will prioritize ADA accessibility and all-abilities play, with a goal of exceeding current industry standards. The project will also upgrade the irrigation system at this park and replace the half basketball court with a Pickleball court that is in high demand. The concept planning for this park was performed in 2023 and the final design of this project will get underway in FY 2025/26; and the construction will be funded in FY 2026/27. ***The initial funding of this project was allocated in the FY 2023/24 budget, and no additional funding is requested in the FY 2025/26 budget.***

Project #310, East Cypress Road Widening at Contra Costa Water District (CCWD) Canal Crossing Project – The CCWD has undertaken the process of replacing their open canal in Oakley for the past few years. This project began at the canal crossing near Main Street and has extended eastwards behind the Cypress Grove, Emerson Ranch, Delaney Park, and Burroughs subdivisions up to East Cypress Road. In 2023, CCWD undergrounded the remainder of this open canal from East Cypress Road in a southerly direction to its connection point at Rock Slough. The only remaining open section of the CCWD canal is at its intersection with East Cypress Road and Jersey Island Road. This open canal needs to be undergrounded to accommodate the construction of East Cypress Road. The City has been collaborating with CCWD in all phases of the canal undergrounding project and at East Cypress Road, the City will take the lead on undergrounding the canal and construction of the new roadway infrastructure and utilities with CCWD reimbursing the City $2.2M

towards the undergrounding of their canal at East Cypress Road after its construction. The CIP 310 project is divided into 2 phases. The first phase is the CCWD canal undergrounding project, which its construction contract was awarded in December 2024 and will span to the fall of 2026. The second phase is for the construction of the new East Cypress Road and Jersey Island Road intersection with very complex utility components. The second phase of this project will be constructed in conjunction with CIP 247 which is constructing the new East Cypress Road Knightsen Avenue to Jersey Island Road and anticipated to have this project completed by the end of 2026. ***The funding of this project was allocated in FY 2023/24 and FY 2024/25 budget. As part of the FY 2025/26 budget, $1,500,000 from the Traffic Impact Fund will be added to the project budget for its construction.***

Project #315, Magnolia Park Playground Resurfacing and Retrofitting Project - The Magnolia Park Playground currently has a combination of Poured-In-Place (PIP) rubber surfacing and Engineered Wood Fiber (EWF), both of which have reached the end of their useful life. Over the years, many patches and repairs have been made to the PIP surface, but the system is no longer holding up effectively. PIP, while initially a good product, has proven harder to maintain over time compared to properly installed rubber tile surfacing. Rubber tiles are significantly more durable, easier to maintain, and more resistant to vandalism and abuse. This project will replace all existing playground surfacing with new rubber playground tiles manufactured by SofSurfaces, a company known for industry-leading quality, durability, and warranty support. Their tile system comes with a 20-year full warranty, with all warranty repairs performed by SofSurfaces' own trained staff at no cost to the City. Transitioning to a full tile system will also eliminate the need for Engineered Wood Fiber, bringing the playground into full compliance with ADA accessibility standards. This change will greatly reduce ongoing maintenance costs. Alongside the resurfacing, the existing playground will be retrofitted to enhance both usability and accessibility prioritizing ADA and all-abilities upgrades. The step pods, which have consistently posed maintenance challenges with their chain connections, will be removed or replaced. This project will help extend the useful life of the playground by blending existing viable features with new play elements. ***Total budget requested for FY 2025/26 - $600,000 ($600,000 LLAD).***

Project #316, Main Street Widening North of Laurel Road to Heartwood Subdivision Project - Main Street is a major arterial street in Oakley and a direct connection to Laurel Road. The section of Main Street north of Laurel Road is still one lane and cannot accommodate the increased traffic demands on this roadway. This project will perform the design for the

widening of Main Street from the existing widened section at Heartwood Subdivision to Laurel Road. This design will identify the Right of Way needs for this roadway widening and will be used to establish the construction cost and budget of this project in future years. ***Total budget requested for FY 2025/26 - $200,000 ($200,000 Traffic Impact Fee Fund).***

Project #317, Novarina Park Playground Expansion and Resurfacing Project - The playground surfacing at Novarina Park consists of Poured-In-Place (PIP) rubber, which has reached the end of its useful life. Numerous repairs have been made, and further deterioration is ongoing. Continuing to patch the PIP surfacing risks compromising its safety and impact attenuation properties. This project will replace the existing surfacing with rubber playground tiles, taking advantage of their high durability, ease of maintenance, and industry-leading lifetime warranty. In addition to the safety and maintenance benefits, this project will allow for the removal of the deteriorating sand pit/dino-dig area. Although popular, the sand pit is causing significant abrasion damage to the adjacent rubber surfacing and poses sanitation challenges. Its removal will free up additional space for new play equipment to enhance this park. ***Total budget requested for FY 2025/26 - $600,000 ($600,000 LLAD).***

Project #318, Oakley Library & Community Center Project – Oakley is a growing community, and its population has nearly doubled since incorporation with growth continuing as new housing is added. The residents of Oakley deserve library services and a community facility that serves the existing and growing community. The lack of a modern and functional Oakley Library and Community Center has been a topic of many discussions with the City Council and community residents in recent years, as the small section of the High School Library that is provided as a community library is not large enough to provide the wide range of services that the community desires. The City has committed $10.5M for this project. This level of funding would allow for an 11,500 to 13,500 sq. ft. facility. ***The funding of this project was allocated in the FY 2024/25 budget, and no additional funding is requested in the FY 2025/26 budget.***

Project #320, O'Hara Avenue Widening Project (600' south of Laurel Road to 300' south of Grapevine Lane) – This project will widen the east side of O'Hara Avenue to close the gap between the section of O'Hara Avenue that was improved and widened as part of CIP 280 to near the intersection of Grapevine Lane. With this widening project, O'Hara Avenue will have 2 lanes in a northbound direction from Carpenter Road to Laurel Road and will eliminate the bottleneck that has created traffic congestion on northbound O'Hara Avenue, which was highlighted especially during school morning

and afternoon drop-off, and pick-up times. This project will be designed during FY 2025/26 and constructed during FY 2026/27. ***The funding of this project design was allocated in the FY 2024/25 budget, and no additional funding is requested in the FY 2025/26 budget.***

Project #321, FY 2025/26 Curb, Gutter, and Sidewalk Repair & Reconstruction Project - This project will repair and replace damaged and broken concrete curb, gutter, and sidewalks throughout the City. The construction of this project will eliminate trip and fall accidents caused by sidewalks uplifted by tree root overgrowth and provide safe paths of travel for pedestrians. This project works in coordination with the 50-50 cost share program that helps the property owners address concrete sidewalk uplifts in a collaborative approach, with the City administering and managing the entire project from start to finish, and property owners pay half the cost of the concrete sidewalk repairs and replacement along the frontage of their properties. ***Total budget requested FY 2025/26 - $150,000 ($150,000 Gas Tax Fund RMRA)***

Project #322, FY 2025/26 Traffic Calming Project – Traffic operations in the community have become one of the major issues that the Police and Public Works Departments handle on a regular basis. This project provides funding for the placement of traffic calming features in accordance with the neighborhood traffic calming policy. Various traffic calming requests are evaluated by staff from the Police and Public Works Departments and are addressed in collaboration with the residents based on priority, and the order they are received. ***Total budget requested for FY 2025/26 - $50,000 ($50,000 Gas Tax Fund HUTA)***

Project #323, FY 2025/26 ADA Implementation Plan Project - The Transition Plan details a program that will bring the City's programs, procedures, practices, facilities, sidewalks, and curb ramps into compliance under the American Disabilities Act (ADA). The City of Oakley is required to prepare and implement an ADA Transition Plan to adhere to the legal requirements related to the U.S. Department of Justice. The City's ADA Transition Plan was prepared and adopted by the City Council which identified over $100M of improvements needed to fully implement all components of this ADA Transition plan. The recommendations for this plan will be implemented over the coming years based on the allocated funding. ***Total budget requested for FY 2025/26 - $50,000 ($50,000 Gas Tax Fund HUTA)***

Project #324, FY 2025/26 Traffic Signal Modernization Project – Traffic operations and public safety have become one of the more important issues for the community. Public Works staff are continually working to improve the traffic operations on City streets. This project is a part of the on-going work to upgrade the traffic signals with new components to operate better and be able to work in coordination with other traffic signals. This involves both internal parts of the traffic signal system, electronics and signal heads and detection systems. ***Total budget requested for FY 2025/26 - $100,000 ($100,000 Measure J Fund)***

Project #325, Main Street - Smart Signals Project – The Countywide Smart Signals Project in Oakley is a Contra Costa Transportation Authority led project as a part of their Contra Costa Countywide Smart Signals Project to upgrade traffic signal system and communication systems on major arterial corridors throughout its 19 cities and unincorporated communities. The overall project will improve 328 intersections within Contra Costa County located along major arterial streets and designated as Routes of Regional Significance. The City of Oakley portion of the project will upgrade 12 signals along Main Street. This project will provide an interconnected Advanced Traffic Management System (ATMS) with the ability to monitor traffic conditions in real-time, safely, and efficiently manage incidents, and share information between agencies and the public. The upgraded traffic signals combined with advanced detection systems will benefit pedestrians and transit commuters by improving safety, reducing the wait times at intersections, and improving total travel time for all modes while making transit and pedestrian options a more viable transportation alternative. The estimated cost of this project in Oakley is $1,475,730 and the majority of funding is provided from the Metropolitan Transportation Commission's One Bay Area Cycle 3 (OBAG 3). The estimated amount of local match fund for Oakley is 11.47% in amount of $169,234. The implementation of this project with takes place over the next 2 years. ***Total budget requested for FY 2025/26 - $170,000 ($170,000 Main Street Fund)***

Project #326, Main Street Phase 1 Green Infrastructure Project – The City of Oakley has to undertake projects to comply with the Municipal Regional Stormwater permit. All municipalities under this permit are required to implement drainage projects to treat urban stormwater runoff goals in the regional permit. As part of this overall goal, the City of Oakley is required to treat 2.55 acres of existing pervious pavement by June 2027. There are sections of Main Street, Laurel Road, and Simoni Ranch Road that have been selected as sites for such treatment projects, which will span several years to complete. For FY 2025/26, a section on Main Street at East Cypress Road intersection will be the first such project in

Oakley. ***Total budget requested for FY 2025/26 - $500,000 ($500,000 Gas Tax RMRA Fund)***

Project #327, Norcross Lane Pedestrian Safety Improvement Project – This project will improve safety at Oakley Elementary School which teaches 5,059 students. The improvements include the installation of a bulb-out at a pedestrian crossing in one location on Norcross Lane. Currently, it is difficult for pedestrians to make cautious crossings due to poor visibility to the school when Norcross Lane allows cars to park on both sides of the street. Adding a bulb-out will aid with visibility for crosswalk users to navigate the area safely. Flashing Beacons with signage will be installed to clearly state the location of the pedestrian crossing. Additional improvements will include modifying the bus drop off zone and the school parking lot curb and sidewalk to mitigate tripping hazards and unwarranted pedestrian crossings. These improvements will also follow Americans with Disabilities Act (ADA) Standards for Accessible Design to support Oakley residents with visual, hearing, or manual impairments. ***Total budget requested for FY 2025/26 - $60,000 ($60,000 Measure J Fund)***

Project #328, Recreation Center Baseball Field Renovation Project – The existing Baseball Field at the Recreation Center is currently a fully sodded, multi-use grass area with no dedicated baseball infrastructure such as base pegs, a pitching rubber, or a home plate. While the field includes dugouts and a backstop, it was originally intended for T-ball, training activities, and general recreation department use, such as water-based activities and informal community events. This project will transition the field into a formal, reservable community baseball field that meets Little League standards. The field is not currently flat, and both the infield and shallow outfield grass areas will require significant grading work to ensure proper drainage and playability. The overall field will be reshaped to create a new, fully skinned infield using a proper baseball infield mix, similar to other public ballfields in the City's park system. Base pegs, a pitching rubber, and a home plate will be installed, and all dimensions will be measured and constructed to accommodate Little League play. The project will also modify the existing irrigation system to support the new field configuration. ***Total budget requested for FY 2025/26 - $250,000 ($250,000 LLAD)***

Project #329, City Hall Remodeling Project – This project will construct the facility improvements at City Hall that were deemed necessary in the Facility Assessment study performed in spring 2025. The improvements include: remodeling of the Police Department reception area, expansion of Police Department Evidence and Records office spaces and creating

additional Police report writing office spaces, constructing a new Police conference and meeting room at City Hall with private doorways and secure access from Police Department, constructing new office spaces for the City Attorney and Economic Development Analyst, reconfiguring the space on the east side of City Hall to make room for the Community Development Director and Planning staff to move next to the Public Works Department. This project will also replace the carpets, paint the walls and install new cubicles to match the similar work that was performed at City Hall in 2024**.** ***Total budget requested for FY 2025/26 - $1,500,000 ($1,500,000 General Capital Project Fund)***

Project #331, Freedom Basin Restroom Construction Project – Freedom Basin has lacked a permanent restroom facility for years, despite heavy use by youth sports leagues and City programs. Currently, leagues rely on renting portable restrooms, which have led to numerous operational issues, including vandalism, accidents, and unsanitary conditions. This project will construct a permanent, vandal-resistant restroom facility consisting of a precast concrete building. The restroom will feature four to six individual stalls (split evenly between men's and women's sides) to prevent congregation and discourage inappropriate behavior. Security measures will include automated door locking systems, a key fob access system, and exterior security cameras covering all sides of the building. The new restroom will connect to Freedom High School's water and sewer infrastructure, providing potable water access to the park for the first time. A drinking fountain will be installed on the exterior of the building to further support park users. ***Total budget requested for FY 2025/26 - $700,000 ($700,000 LLAD Fund)***

Project #333, FY 2025/26 Street Repair and Resurfacing Project – This project will repair the base and surface failures, as well as resurface the City's streets as a part of a comprehensive program to maintain the roadways for the community. Street repair and resurfacing is critical in keeping the quality of the City's street infrastructure in good condition and preventing costly reconstruction due to the lack of proper rehabilitation and maintenance. This project will include a number of surface and base treatments to best utilize the funding available throughout neighborhoods in Oakley. This project will be designed during FY 2025/26 and constructed during FY 2026/27. ***Total budget requested for FY 2025/26 - $2,600,000 ($300,000 Gas Tax Fund RMRA* and $2,300,000 Street Maintenance & Rehabilitation Fund)**

Project #334, East Cypress Road widening from 800' east of Rubens Way to Machado Lane Project – This project will widen the median and roadway on the south side of East Cypress Road. The north side of East Cypress Road within the

project limits was constructed as part of the Emerson Ranch Development project. Meritage Homes is constructing a new residential subdivision on the south side of East Cypress Road and as part of their project they will construct new curb, gutter, sidewalks, bicycle lanes, and 1 lane of roadway as part of their project conditions of approval. To fully complete the roadway improvements, Meritage Homes has agreed to widen the medians and reconstruct the full pavement section for the other 1 lane on the south side of East Cypress Road. This roadway improvement would have to be done by the City at a future date and with the work performed by Meritage Homes as part of their development project, it will eliminate future traffic disruptions on East Cypress Road; in addition to the economy of scale in building all the roadway improvements together. The City will reimburse Meritage Homes after the construction of their project. ***Total budget requested for FY 2025/26 - $550,000 ($550,000 General Capital Projects Fund)***

Project #335, Sellers Avenue reconstruction from Railroad Tracks to Delta Road Project – This project reconstructs Sellers Avenue using Full-Depth Reclamation (FDR) process. FDR is a pavement rehabilitation technique where the entire existing asphalt pavement and a portion of the underlying base material are pulverized and blended in-place, creating a stabilized base for a new asphalt surface. Sellers Avenue was originally constructed decades ago by the County and has been in need of repairs and resurfacing in recent years with the additional traffic that is on this roadway from the East Cypress Corridor. Meritage Homes is constructing the new Sellers Subdivision on the west side of Sellers Avenue. The City staff and Meritage Homes have collaborated on the best ways to improve Sellers Avenue and FDR was determined as the best option to be performed by Meritage Homes. The City will reimburse Meritage Homes costs associated with this roadway reconstruction work. ***Total budget requested for FY 2025/26 - $810,000 ($810,000 General Capital Projects Fund)***

Project #336, Sellers Avenue reconstruction from East Cypress Road to Railroad Tracks Project – This project reconstructs Sellers Avenue using Full-Depth Reclamation (FDR) process similar to CIP 335. Sellers Avenue was originally constructed decades ago by the County and has been in need of repairs and resurfacing in recent years with the additional traffic that is on this roadway from the East Cypress Corridor. Meritage Homes has agreed to perform this roadway reconstruction to take advantage of the economy of scale and one continuous operation. The City will reimburse Meritage Homes for the costs associated with the City's portion of this project. ***Total budget requested for FY 2025/26 - $690,000 ($690,000 General Capital Projects Fund)***

City of Oakley
FY 2025/2026 Project Summary
Capital Improvement Program for Fiscal Years 2025/26 to 2029/30

				Parks Landscaping Assessment Zone 1	Gas Tax HUTA	Gas Tax RMRA	Measure J	Magnolia Park (Zone 3-25)	General Capital Projects	Traffic Impact Fee	Park Impact Fee	Public Facilities Impact Fee	Special Community Projects	2012 Bond Benefit	2014 Bond	Main Street Fund	Street Maintenance & Rehab	Debt Service
				132	140	141	148	194	201	202	204	206	220	221	222	231	235	351
			Estimated FY 24/25 Fund Balance	5,707,270	346,686	583,048	1,140,532	2,849,621	2,768,118	1,082,704	1,182,438	1,764,327	9,239	71,584	68,847	374,192	260,455	57,796
			FY 25/26 Revenues	2,508,115	1,224,708	1,209,966	772,500	1,044,538	-	2,844,500	718,610	769,440	-	400,000	200,000		-	675,369
			FY 25/26 Transfers from General fund						3,000,000								2,249,728	
			FY 25/26 Grant Contributions						21,703,000									
			FY 25/26 Expenditures	(2,423,799)	(1,247,229)	(36,208)	(355,343)	(627,981)	(63,295)	(311,662)	(61,317)	(702,443)	-	(16,771)	(16,771)		(52,931)	(681,480)
			Total Available for Capital Projects FY 2025/26	5,791,586	324,165	1,756,806	1,557,689	3,266,178	27,407,823	3,615,542	1,839,731	1,831,324	9,239	454,813	252,076	374,192	2,457,252	51,685
Project #	Project Description	Total Project Allocation	Prior Years Funding Allocation	FY 2025/26 Allocation														
176	Oakley Regional Park	0	0	0														
186	West Cypress Road Bridge Reconstruction at CC Canal	154,800	154,800	0														
189	Piper Lane Drainage Channel Trash Capture Device	89,828	89,828	0														
211	Main Street/Rose Avenue Intersection Improvement **	200,000	0	200,000												200,000		
231	Sellers Avenue (Riverrock Drive to CCWD Canal Crossing) Widening	0	0	0														
247	East Cypress Road Widening (Knightson Avenue to Jersey Island Road)	19,287,720	19,287,720	0														
252	Downtown Storm Drain (Area 29) Improvement	88,470	88,470	0														
263	O'Hara Avenue/Carpenter Road Intersection Improvement	450,000	350,000	100,000				100,000										
268	Main Street/Delta Road Intersection Improvement	200,000	0	200,000			200,000											
269	Main Street/Brownstone Road Intersection Improvement	0	0	0														
273	Laurel Road Extension (Teton Road To Sellers Avenue)	660,000	360,000	300,000			300,000											
280	Laurel Road Widening (Cloverbrook Av to O'Hara Av)	8,931,317	8,931,317	0														
281	Enrico Cinquini Park Construction*	6,700,000	5,200,000	1,500,000							1,500,000							
283	Laurel Road Bridge Widening over Marsh Creek	0	0	0														
302	East Cypress Road Widening (Jersey Island Road to Bethel Island Road)	25,012,234	309,234	24,703,000				1,000,000		23,703,000								
306	Marsh Creek Glenn Park Renovation	500,000	500,000	0														
310	East Cypress Road Widening at CCWD Canal Crossing	11,000,000	9,500,000	1,500,000						1,500,000								
315	Magnolia Park Playground Resurfacing and Retrofitting	600,000	0	600,000				600,000										
316	Main Street Widening North of Laurel Road to Heartwood Subdivision	200,000	0	200,000						200,000								
317	Novarina Park Playground Expansion and Resurfacing	600,000	0	600,000				600,000										
318	Oakley Library & Community Center	10,500,000	10,500,000	0														
320	O'Hara Avenue Widening (600' south of Laurel Road to 300' south of Grapevine Lane)	175,000	175,000	0														
321	FY 2025/26 Curb, Gutter & Sidewalk Repair & Replacement	150,000	0	150,000			150,000											
322	FY 2025/26 Traffic Calming	50,000	0	50,000		50,000												
323	FY 2025/26 ADA Implementation	50,000	0	50,000		50,000												
324	FY 2025/26 Traffic Signal Modernization	100,000	0	100,000				100,000										
325	Main Street Smart Signals	170,000	0	170,000												170,000		
326	Main Street Phase 1 Green Infrastructure	500,000	0	500,000			500,000											
327	Norcross Lane Pedestrian Safety Improvement	60,000	0	60,000				60,000										
328	Recreation Center Baseball Field Renovation	250,000	0	250,000	250,000													
329	City Hall Remodeling	1,500,000	0	1,500,000					1,500,000									
331	Freedom Basin Restroom Construction	700,000	0	700,000	700,000													
333	FY 2025/26 Street Repair and Resurfacing	2,600,000	0	2,600,000			300,000										2,300,000	
334	East Cypress Road widening from 800' east of Rubens Way to Machado Lane***	550,000	0	550,000					550,000									
335	Sellers Avenue reconstruction from Railroad Tracks to Delta Road ***	810,000	0	810,000					810,000									
336	Sellers Avenue reconstruction from East Cypress Road to Railroad Tracks ***	690,000	0	690,000					690,000									
	Total Proposed Expenditures FY 2025/2026	93,529,370	55,446,370	38,083,000	950,000	100,000	1,450,000	1,260,000	1,200,000	27,253,000	1,700,000	1,500,000	-	-	-	-	370,000	2,300,000	-

* Anticipate Reimbursement of $850,000 in federal grant money
**Anticipate Reimbusement of $50,000 from Iron House Sanitary District
***This is in conjuction with an approved reimbursement agreement with Meritage Homes

			Remaining Unassigned Balances FY 2025/2026	4,841,586	224,165	306,806	297,689	2,066,178	154,823	1,915,542	339,731	1,831,324	9,239	454,813	252,076	4,192	157,252	51,685

This page intentionally left blank

OAKLEY
CALIFORNIA

Completed Projects in FY 2024/25

PROJECT LOCATIONS

A	Irrigation Well Installation at City's Freedom Basin Project
B	FY 2024/25 Curb, Gutter, Sidewalk Repair & Reconstruction Project
C	FY 2024/25 Traffic Calming Project
D	FY 2024/25 ADA Implementation Project
E	Civic Center Amphitheater Sound System Project
F	Public Works Operations Building Remodeling Project

A. Irrigation Well Installation at the City's Freedom Basin Project

Irrigation Well Installation at the City's Freedom Basin Project

This project installed a new irrigation well at Freedom Basin. This new well will provide the City with an independent, stable, and continuous source of water to irrigate the large field that is used by an assortment of leagues for sporting activities. The existing well used to irrigate the field owned and operated by the Liberty Union High School District, and due to its continuous breakdowns, this well is not a reliable source to provide the massive amount of irrigation water needed for this field.

B. FY 2024/25 Curb, Gutter, and Sidewalk Repair and Reconstruction Project

FY 2024/25 Curb, Gutter, and Sidewalk Repair and Reconstruction Project

This project will coordinate with the responsible property owners to repair and reconstruct damaged and broken concrete curb, gutter, and sidewalks throughout the City. The construction of this project will eliminate trip and fall accidents caused by sidewalk and curbs uplifted by tree root growth and provide safe paths of travel for the community. This project works in coordination with the 50-50 cost share program that helps the property owners address concrete sidewalks and curb and gutter uplifts.

C. FY 2024/25 Traffic Calming Project

FY 2024/25 Traffic Calming Project

The traffic operations in the community have become one of the major issues that the Police and Public Works Departments handle on a regular basis. This project provided funding for the placement of traffic calming features in accordance with the neighborhood traffic calming policy. Various traffic calming requests are evaluated by staff from the Police and Public Works Departments and are addressed in collaboration with the residents based on priority, and the order they are received.

D. FY 2024/25 ADA Implementation Project

FY 2024/25 ADA Implementation Project

The ADA Transition Plan details a program that will bring the City's programs, procedures, practices, facilities, sidewalks, and curb ramps into compliance under the American Disabilities Act (ADA). The City of Oakley is required to prepare and implement an ADA Transition Plan to adhere to the legal requirements related to the U.S. Department of Justice. The City's ADA Transition Plan was prepared and adopted by the City Council which identified over $100M of improvements needed to fully implement all components of this ADA Transition plan. The recommendations of this plan will be implemented over the coming years based on the allocated funding

E. Civic Center Amphitheater Sound System Project

Civic Center Amphitheater Sound System Project

This project included the installation of a professional grade sound system at the Amphitheater inside of the Civic Center Plaza to be used for special events and concerts. Guests at recent events have shared the feedback that the current sound system is inadequate and that they have trouble hearing the sound, diminishing their experience. This new system has remedied those problems and provide consistent sound quality at all events throughout the year.



F. Public Works Operations Building Remodeling Project

Public Works Operations Building Remodeling Project

The Public Works Operation Building used to be the site of the former ACE Hardware Store and since the purchase of the property by the City has not had any major improvements related to the office spaces in the building, and with the growth of the Public Works Department and increased demands for services from the community, this project will remodel the inside of the building to make a better functional work space for the staff and operations.

City of Oakley
Capital Improvement Project Information Sheet
Capital Improvement Program for Fiscal Years 2025/26 to 2029/30

Project Title:	Oakley Regional Park Project	**Project Proponent:**	Public Works and Engineering
Project Category:	Park	**Project Manager:**	City Engineer
Project Type:	Park Construction	**Project Number:**	176
Project Priority:	Moderate	**In Successor Agency Area:**	No
Project Description:	This project will design and construct a Regional Park at the north end of Sellers Avenue.		
Project Justification:	This project transforms a 55-acre site at the north end of Sellers Avenue that was given to the City as part of the development agreements with the Emerson and Gilbert Ranch development projects. This 55-acre site had a number of older structures related to a dairy farm that had been closed for decades. The first phase of this project was to demolish the old and abandoned structures, which were a safety concern, and to clean up the site. This task was accomplished in the summer of 2019. In March of 2021, the City applied for a State Proposition 68 grant to fund the first phase of this project and unfortunately did not qualify for the grant. The construction of the Oakley Regional Park will span several years as funding is secured through a combination of State Grants and local funds. A new park Master Plan was prepared and approved by City Council in 2024 and will be used to pursue grant funding for the project.		

PROJECT FINANCING DETAILS

Project Expenditures	24/25	25/26	26/27	27/28	28/29	29/30	*Total*
Planning & Design							$ -
Environmental							$ -
Right of Way							$ -
Construction							$ -
Operating Costs							$ -
TOTAL	$ -	$ -	$ -	$ -	$ -	$ -	$ -

Project Funding	24/25	25/26	26/27	27/28	28/29	29/30	*Total*
Traffic Impact Fee							$ -
L&L District							$ -
Community Park Fund							$ -
Park Impact Fee							$ -
Redevelopment							$ -
Measure J							$ -
Gas Tax							$ -
Developer							$ -
Grant (see comments)							$ -
2012 Bond Benefit							$ -
Stormwater Fund							$ -
TOTAL	$ -	$ -	$ -	$ -	$ -	$ -	$ -

Comments:

City of Oakley
Capital Improvement Project Information Sheet
Capital Improvement Program for Fiscal Years 2025/26 to 2029/30

Project Title:	W. Cypress Road Bridge at Contra Costa Canal Reconstruction Proj.	**Project Proponent:**	Public Works and Engineering
Project Category:	Bridge	**Project Manager:**	City Engineer
Project Type:	Bridge Reconstruction	**Project Number:**	186
Project Priority:	Moderate	**In Successor Agency Area:**	No
Project Description:	This project will reconstruct the West Cypress Road bridge across the Contra Costa Canal		
Project Justification:	The existing West Cypress Road Bridge that crosses the Contra Costa Canal is structurally deficient according to the latest Caltrans inspections. It will need to be reconstructed in order to continue to be safe and remain in service. The City of Oakley does not have a designated funding source for repairing, maintaining, and improving the City's bridges, and relies upon State grant programs for major bridge improvement projects. The City will be looking for grant funding for this project from both State and Federal sources and Staff will apply for the Highway Bridge Replacement and Rehabilitation (HBRR) grant for this project.		

PROJECT FINANCING DETAILS

Project Expenditures	24/25	25/26	26/27	27/28	28/29	29/30	*Total*
Planning & Design							$ -
Environmental							$ -
Right of Way							$ -
Construction							$ -
Operating Costs							$ -
TOTAL	$ -	$ -	$ -	$ -	$ -	$ -	$ -

Project Funding	24/25	25/26	26/27	27/28	28/29	29/30	*Total*
Traffic Impact Fee							$ -
L&L District							$ -
Public Facilities							$ -
Park Impact Fee							$ -
Redevelopment							$ -
Measure J							$ -
Gas Tax							$ -
Developer							$ -
Grant (see comments)							$ -
Other (see comments)							$ -
Stormwater Fund							$ -
TOTAL	$ -	$ -	$ -	$ -	$ -	$ -	$ -

Comments:

City of Oakley
Capital Improvement Project Information Sheet
Capital Improvement Program for Fiscal Years 2025/26 to 2029/30

Project Title:	Piper Lane drainage channel Trash Capture Device Project	**Project Proponent:**	Public Works and Engineering
Project Category:	Storm Drain	**Project Manager:**	City Engineer
Project Type:	Drainage Improvement	**Project Number:**	189
Project Priority:	Moderate	**In Successor Agency Area:**	No
Project Description:	This project will construct a Trash Capture Device at this major drainage channel.		
Project Justification:	The Piper Lane drainage channel is one of the major drainage outfalls from the City of Oakley to the Delta in which the City is responsible for its maintenance and operation. This is an open channel that flows freely to the Delta and based on the new permit issued by San Francisco Regional Water Quality Control Board (SFRWQCB), it cannot convey trash to the open waters of the Delta. Historically, a large amount of trash and debris were transported to the Delta through this channel. This project will construct a new trash capture device at the upstream end of the channel near Vintage Parkway. The trash capture device will stop trash from flowing into the Delta and, as a result, puts the City in compliance with the SFRWQCB permit.		

PROJECT FINANCING DETAILS

Project Expenditures	24/25	25/26	26/27	27/28	28/29	29/30	*Total*
Planning & Design							$ -
Environmental							$ -
Right of Way							$ -
Construction							$ -
Operating Costs							$ -
TOTAL	$ -	$ -	$ -	$ -	$ -	$ -	$ -

Project Funding	24/25	25/26	26/27	27/28	28/29	29/30	*Total*
Traffic Impact Fee							$ -
L&L District							$ -
Public Facilities							$ -
Park Impact Fee							$ -
Redevelopment							$ -
Measure J							$ -
Gas Tax							$ -
Developer							$ -
Grant (see comments)							$ -
ARPA							$ -
Stormwater Fund							$ -
TOTAL	$ -	$ -	$ -	$ -	$ -	$ -	$ -

Comments:

City of Oakley
Capital Improvement Project Information Sheet
Capital Improvement Program for Fiscal Years 2025/26 to 2029/30

Project Title:	Main Street/Rose Avenue Intersection Improvement Project	**Project Proponent:**	Public Works and Engineering
Project Category:	Street	**Project Manager:**	City Engineer
Project Type:	Street Improvement	**Project Number:**	211
Project Priority:	Moderate	**In Successor Agency Area:**	No
Project Description:	This project will construct signalization and the reconfiguration of the Main Street/Rose Avenue Intersection		
Project Justification:	Growth of the community necessitates improving the streets that will be needed to accommodate the increase in traffic volumes. Main Street and Rose Avenue has operated as a stop sign controlled intersection which is not sustainable for the long term, and therefore a traffic signal is needed at this location. City staff have been discussing this intersection improvement project with management of Ironhouse Sanitary District (ISD) to explore opportunities that this project could address. The City needs better traffic flows at this intersection and ISD needs access from their prospective development site to Main Street. The design of this project would start during FY 2025/26 as part of the collaborative efforts between the City and ISD.		

PROJECT FINANCING DETAILS

Project Expenditures	24/25	25/26	26/27	27/28	28/29	29/30	*Total*
Planning & Design		$ 200,000					*$ 200,000*
Environmental							*$ -*
Right of Way							*$ -*
Construction							*$ -*
Operating Costs							*$ -*
TOTAL	*$ -*	*$ 200,000*	*$ -*	*$ -*	*$ -*	*$ -*	*$ 200,000*

Project Funding	24/25	25/26	26/27	27/28	28/29	29/30	*Total*
Traffic Impact Fee							*$ -*
General Capital Fund							*$ -*
Public Facilities							*$ -*
Park Impact Fee							*$ -*
Main Street Fund		$ 200,000	*				*$ 200,000*
Measure J							*$ -*
Gas Tax							*$ -*
Grant							*$ -*
2012 Bond Benefit							*$ -*
Downtown Revitalization Fund							*$ -*
Stormwater Fund							*$ -*
TOTAL	*$ -*	*$ 200,000*	*$ -*	*$ -*	*$ -*	*$ -*	*$ 200,000*

Comments: * $50,000 is a reimbursement from ISD

City of Oakley
Capital Improvement Project Information Sheet
Capital Improvement Program for Fiscal Years 2025/26 to 2029/30

Project Title:	Sellers Avenue Improvements and Widening Project	**Project Proponent:**	Public Works and Engineering
Project Category:	Street	**Project Manager:**	City Engineer
Project Type:	Street Improvement	**Project Number:**	231
Project Priority:	Moderate	**In Successor Agency Area:**	No
Project Description:	This project will construct the section of Sellers Avenue from the intersection at Riverrock Drive, to the gate at the Oakley Regional Park site.		
Project Justification:	Sellers Avenue is a 2 lane road that was constructed by Contra Costa County decades ago. The section of Sellers Avenue from East Cypress Road to the north end of the road at the gate to the future Oakley Regional Park is destined to be widened to 4 lanes with curb, and gutter, sidewalks, landscaped medians, bike lanes, and street lighting. The section of Sellers Avenue from East Cypress Road to Riverrock Drive has been widened by the developers of the Emerson and Gilbert Ranch projects. This project will widen and improve the remaining section of Sellers Avenue from the intersection at Riverrock Drive to the gate to the future Oakley Regional Park. The above referenced developers will pay the City the cost for curb and gutter, sidewalk, and one lane of roadway along frontage of their respective projects. The City will pay the remaining construction costs for the second lane and medians for this project.		

PROJECT FINANCING DETAILS

Project Expenditures	24/25	25/26	26/27	27/28	28/29	29/30	*Total*
Planning & Design							$ -
Environmental							$ -
Right of Way							$ -
Construction							$ -
Operating Costs							$ -
TOTAL	$ -	$ -	$ -	$ -	$ -	$ -	$ -

Project Funding	24/25	25/26	26/27	27/28	28/29	29/30	*Total*
Traffic Impact Fee							$ -
General Capital Fund							$ -
Public Facilities							$ -
Park Impact Fee							$ -
Main Street Fund							$ -
Measure J							$ -
Gas Tax							$ -
Developer Contribution							$ -
2012 Bond Benefit							$ -
Downtown Revitalization Fund							$ -
Stormwater Fund							$ -
TOTAL	$ -	$ -	$ -	$ -	$ -	$ -	$ -

Comments:

City of Oakley
Capital Improvement Project Information Sheet
Capital Improvement Program for Fiscal Years 2025/26 to 2029/30

Project Title:	East Cypress Road Widening (Knightsen Ave to CCWD Canal) Project	**Project Proponent:**	Public Works and Engineering
Project Category:	Street	**Project Manager:**	City Engineer
Project Type:	Street Improvement	**Project Number:**	247
Project Priority:	High	**In Successor Agency Area:**	No
Project Description:	This project will install a signal at the intersection of East Cypress Road and Knightsen Avenue in addition to widening and improving this intersection and East Cypress Road		
Project Justification:	The growth and development of new subdivision projects along the East Cypress Road corridor has necessitated various infrastructure improvements to accommodate the increased traffic volumes on this road. This project will widen and improve East Cypress Road from east of Knightsen Avenue to the Contra Costa Canal. The improvements will include curb and gutter, sidewalks, bicycle lanes, traffic signal, and street lights. This project is currently under construction.		

PROJECT FINANCING DETAILS

Project Expenditures	24/25	25/26	26/27	27/28	28/29	29/30	*Total*
Planning & Design							$ -
Environmental							$ -
Right of Way							$ -
Construction							$ -
Operating Costs							$ -
TOTAL	$ -	$ -	$ -	$ -	$ -	$ -	$ -

Project Funding	24/25	25/26	26/27	27/28	28/29	29/30	*Total*
Traffic Impact Fee							$ -
General Capital Fund							$ -
Public Facilities							$ -
Park Impact Fee							$ -
Main Street Fund							$ -
Measure J							$ -
Gas Tax							$ -
Grant							$ -
2012 Bond Benefit							$ -
Downtown Revitalization Fund							$ -
Stormwater Fund							$ -
TOTAL	$ -	$ -	$ -	$ -	$ -	$ -	$ -

Comments:

City of Oakley
Capital Improvement Project Information Sheet
Capital Improvement Program for Fiscal Years 2025/26 to 2029/30

Project Title:	Downtown Storm Drain (Area 29D) Improvement Project	**Project Proponent:**	Public Works and Engineering
Project Category:	Street	**Project Manager:**	City Engineer
Project Type:	Street Improvement	**Project Number:**	252
Project Priority:	Moderate	**In Successor Agency Area:**	Yes
Project Description:	This project will secure the storm drain easement, design, and construct the last section of storm drain pipe which will complete all the improvements in this zone.		
Project Justification:	The Contra Costa County Flood Control District years ago had established drainage zones thought the County for storm drain detention and treatment. These zones included large detention basins (i.e. Freedom Basin, Teakwood Basin, Del Antico Basin, etc.) and a network of underground pipe systems to convey the storm water runoff from the City's streets to these basins. All parts of the storm drain system in this zone have been constructed over past decades with the exception of the section of pipe from north side of Main Street just east of Miguel Drive to the edge of railroad tracks and south of Main Street to Fuschia Way. This project will design and construct this section of storm drainpipe which will complete all the improvements in this zone. As part of this project new curb, gutter, and sidewalk will be constructed along Main Street from Vintage Parkway to Gardenia Avenue and enhance the development opportunities in this section of Downtown Oakley.		

PROJECT FINANCING DETAILS

Project Expenditures	24/25	25/26	26/27	27/28	28/29	29/30	*Total*
Planning & Design							$ -
Environmental							$ -
Right of Way							$ -
Construction							$ -
Operating Costs							$ -
TOTAL	$ -	$ -	$ -	$ -	$ -	$ -	$ -

Project Funding	24/25	25/26	26/27	27/28	28/29	29/30	*Total*
Traffic Impact Fee							$ -
L&L District							$ -
Public Facilities							$ -
Park Impact Fee							$ -
General Capital Fund							$ -
Measure J							$ -
Gas Tax							$ -
Developer							$ -
2012 Bond Benefit							$ -
Stormwater Fund							$ -
							$ -
TOTAL	$ -	$ -	$ -	$ -	$ -	$ -	$ -

Comments:

City of Oakley
Capital Improvement Project Information Sheet
Capital Improvement Program for Fiscal Years 2025/26 to 2029/30

Project Title:	O'Hara Avenue / Carpenter Road Intersection Improvement Project	**Project Proponent:**	Public Works and Engineering
Project Category:	Street	**Project Manager:**	City Engineer
Project Type:	Street Interscetion Improvements	**Project Number:**	263
Project Priority:	Immediate	**In Successor Agency Area:**	No
Project Description:	This project will improve the traffic operations at this intersection by constructing dedicated left turn lanes on Carpenter Road on either side of O'Hara Avenue, installing video detection system and reconfiguring the striping at this intersection.		
Project Justification:	The construction of Carpenter Road from Rose Avenue to Cinnamon Ridge Drive as part of a private subdivision development project has opened up this important east/west roadway corridor for the community. Once this section of Carpenter is completed it will increase traffic flows at the intersection of O'Hara Avenue and Carpenter Road. This project will improve the traffic operations at this intersection by constructing protected left turn lanes on Carpenter Road on both the westbound and eastbound approaches to O'Hara Avenue. Additional improvements include installing a video detection system and reconfiguring the striping at this intersection.		

PROJECT FINANCING DETAILS

Project Expenditures	24/25	25/26	26/27	27/28	28/29	29/30	*Total*
Planning & Design							$ -
Environmental							$ -
Right of Way							$ -
Construction		$ 100,000					$ *100,000*
Operating Costs							$ -
TOTAL	$ -	$ *100,000*	$ -	$ -	$ -	$ -	$ *100,000*

Project Funding	24/25	25/26	26/27	27/28	28/29	29/30	*Total*
Traffic Impact Fee							$ -
L&L District							$ -
Public Facilities							$ -
Park Impact Fee							$ -
Redevelopment							$ -
Measure J		$ 100,000					$ *100,000*
Gas Tax							$ -
Developer							$ -
Grant							$ -
Downtown Revitalization Fund							$ -
Stormwater Fund							$ -
TOTAL	$ -	$ *100,000*	$ -	$ -	$ -	$ -	$ *100,000*

Comments:

City of Oakley
Capital Improvement Project Information Sheet
Capital Improvement Program for Fiscal Years 2025/26 to 2029/30

Project Title:	Main Street / Delta Road Intersection Signalization Project	**Project Proponent:**	Public Works and Engineering
Project Category:	Street	**Project Manager:**	City Engineer
Project Type:	Traffic Improvement	**Project Number:**	268
Project Priority:	Moderate	**In Successor Agency Area:**	No
Project Description:	This project will install a traffic signal at Main Street / Delta Road intersection along with lane widening and intersection improvements.		
Project Justification:	This project will install traffic a signal and improve the Main Street / Delta Road intersection. This intersection is identified to have a traffic signal per the City's Traffic Impact Fee program. With the increase in traffic volumes at this location, a signal will improve safety and traffic circulation. The preliminary design of this project was performed in FY 2022/23 and final design will be performed during FY 2025/26.		

PROJECT FINANCING DETAILS

Project Expenditures	24/25	25/26	26/27	27/28	28/29	29/30	*Total*
Planning & Design		$ 200,000					*$ 200,000*
Environmental							*$ -*
Right of Way							*$ -*
Construction							*$ -*
Operating Costs							*$ -*
TOTAL	*$ -*	*$ 200,000*	*$ -*	*$ -*	*$ -*	*$ -*	*$ 200,000*

Project Funding	24/25	25/26	26/27	27/28	28/29	29/30	*Total*
Traffic Impact Fee							*$ -*
L&L District							*$ -*
Public Facilities							*$ -*
Park Impact Fee							*$ -*
Redevelopment							*$ -*
Measure J							*$ -*
Gas Tax RMRA		$ 200,000					*$ 200,000*
Developer							*$ -*
Grant							*$ -*
Fund							*$ -*
Stormwater Fund							*$ -*
TOTAL	*$ -*	*$ 200,000*	*$ -*	*$ -*	*$ -*	*$ -*	*$ 200,000*

Comments:

City of Oakley
Capital Improvement Project Information Sheet
Capital Improvement Program for Fiscal Years 2025/26 to 2029/30

Project Title:	Main Street / Brownstone Road Intersection Signalization Project	**Project Proponent:**	Public Works and Engineering
Project Category:	Street	**Project Manager:**	City Engineer
Project Type:	Traffic Improvement	**Project Number:**	269
Project Priority:	Moderate	**In Successor Agency Area:**	No
Project Description:	This project will install traffic signal at Main Street/Brownstone Road intersection.		
Project Justification:	This project will install a traffic signal and improve the Main Street / Brownstone Road intersection. This intersection is identified to have a traffic signal per the City's Traffic Impact Fee program. With the increase in traffic volumes on Main Street, a signal will improve safety and traffic circulation at this intersection.		

PROJECT FINANCING DETAILS

Project Expenditures	**24/25**	**25/26**	**26/27**	**27/28**	**28/29**	**29/30**	***Total***
Planning & Design							$ -
Environmental							$ -
Right of Way							$ -
Construction							$ -
Operating Costs							$ -
TOTAL	$ -	$ -	$ -	$ -	$ -	$ -	$ -

Project Funding	**24/25**	**25/26**	**26/27**	**27/28**	**28/29**	**29/30**	***Total***
Traffic Impact Fee							$ -
L&L District							$ -
Public Facilities							$ -
Park Impact Fee							$ -
Redevelopment							$ -
Measure J							$ -
Gas Tax							$ -
Developer							$ -
Grant							$ -
Fund							$ -
Stormwater Fund							$ -
TOTAL	$ -	$ -	$ -	$ -	$ -	$ -	$ -

Comments:

City of Oakley
Capital Improvement Project Information Sheet
Capital Improvement Program for Fiscal Years 2025/26 to 2029/30

Project Title:	Laurel Road Extension Project (Teton Road to Sellers Avenue)	**Project Proponent:**	Public Works and Engineering
Project Category:	Street	**Project Manager:**	City Engineer
Project Type:	Roadway Improvement	**Project Number:**	273
Project Priority:	Moderate	**In Successor Agency Area:**	No
Project Description:	Roadway Construction		

Project Justification: This Project will extend Laurel Road from Teton Road to Sellers Avenue providing an alternate and much needed secondary route to East Cypress Road. Currently, the only way in and out of eastern Oakley is via Main Street to East Cypress Road. This current route along East Cypress Road passes by an elementary and middle school and crosses the Burlington Northern Santa Fe (BNSF) railroad tracks. Traffic volumes have increased with the new housing developments along East Cypress Road. Extending Laurel Road from Teton Road to Sellers Avenue will provide much needed safety and congestion relief by directing a portion of the traffic away from the schools and providing a new bridge over the railroad tracks.

PROJECT FINANCING DETAILS

Project Expenditures	24/25	25/26	26/27	27/28	28/29	29/30	*Total*
Planning & Design		$ 300,000					*$ 300,000*
Environmental							$ -
Right of Way							$ -
Construction							$ -
Operating Costs							$ -
TOTAL	*$ -*	*$ 300,000*	*$ -*	*$ -*	*$ -*	*$ -*	*$ 300,000*

Project Funding	24/25	25/26	26/27	27/28	28/29	29/30	*Total*
Traffic Impact Fee							$ -
L&L District							$ -
Public Facilities							$ -
Park Impact Fee							$ -
Redevelopment							$ -
Measure J							$ -
Gas Tax RMRA		$ 300,000					*$ 300,000*
Developer							$ -
Grant							$ -
Fund							$ -
Stormwater Fund							$ -
TOTAL	*$ -*	*$ 300,000*	*$ -*	*$ -*	*$ -*	*$ -*	*$ 300,000*

Comments:

City of Oakley
Capital Improvement Project Information Sheet
Capital Improvement Program for Fiscal Years 2025/26 to 2029/30

Project Title:	Laurel Road Widening Project (O'Hara to Cloverbrook)	**Project Proponent:**	Public Works and Engineering
Project Category:	Street	**Project Manager:**	City Engineer
Project Type:	Street Widening	**Project Number:**	280
Project Priority:	Moderate	**In Successor Agency Area:**	No
Project Description:	This project will widen Laurel Road to City standards from O'Hara to Cloverbrook		
Project Justification:	Laurel Road from O'Hara Avenue to Cloverbrook Avenue is the last section of Laurel Road that needs to be widened and improved. Laurel Road is a major Arterial road and the City's designated truck route with a direct connection to Highway 4. This section of Laurel Road has not been widened or improved due to the lack of Right of Way and is starting to deteriorate due to the large volumes of vehicles that use Laurel Road everyday. Staff worked with the property owners to obtain the necessary right of way for the widening. The construction of this project is underway and will complement the new Safeway Shopping Center that is being constructed on Laurel Road.		

PROJECT FINANCING DETAILS

Project Expenditures	24/25	25/26	26/27	27/28	28/29	29/30	*Total*
Planning & Design							$ -
Environmental							$ -
Right of Way							$ -
Construction							$ -
Operating Costs							$ -
TOTAL	$ -	$ -	$ -	$ -	$ -	$ -	$ -

Project Funding	24/25	25/26	26/27	27/28	28/29	29/30	*Total*
Traffic Impact Fee							$ -
L&L District							$ -
Public Facilities							$ -
Park Impact Fee							$ -
Street Maint. & Rehab							$ -
Measure J							$ -
Gas Tax HUTA							$ -
Street Maint. & Rehab							$ -
2012 Bond Benefit							$ -
2014 Bond							$ -
ARPA							$ -
Gas Tax RMRA							$ -
TOTAL	$ -	$ -	$ -	$ -	$ -	$ -	$ -

Comments:

City of Oakley
Capital Improvement Project Information Sheet
Capital Improvement Program for Fiscal Years 2025/26 to 2029/30

Project Title:	Enrico Cinquini Park Construction Project	**Project Proponent:**	Public Works and Engineering
Project Category:	Park	**Project Manager:**	City Engineer
Project Type:	New Park Construction	**Project Number:**	281
Project Priority:	Moderate	**In Successor Agency Area:**	No
Project Description:	Park Construction		
Project Justification:	The developer of the Stonewood Subdivision was conditioned to construct a new park (Enrico Cinquini Park) at intersection of Rose/Carpenter. The obligation of the developer is the total amount of their Park Impact Fee which would not be sufficient to construct this park and its associated facilities which include a parking lot, water feature, playground, and restroom and as result the City will design and construct this park utilizing the Park Impact Fee obligation of the developer and supplement it with additional local fund to construct a feature packed park for the community.		

PROJECT FINANCING DETAILS

Project Expenditures	24/25	25/26	26/27	27/28	28/29	29/30	*Total*
Planning & Design							$ -
Environmental							$ -
Right of Way							$ -
Construction		$ 1,500,000					$ *1,500,000*
Operating Costs							$ -
TOTAL	$ -	$ *1,500,000*	$ -	$ -	$ -	$ -	$ *1,500,000*

Project Funding	24/25	25/26	26/27	27/28	28/29	29/30	*Total*
Traffic Impact Fee							$ -
L&L District							$ -
Public Facilities							$ -
Park Impact Fee		$ 1,500,000					$ *1,500,000*
Street Maint. & Rehab							$ -
Measure J							$ -
Gas Tax HUTA							$ -
Developer							$ -
2012 Bond Benefit							$ -
Downtown Revitalization Fund							$ -
Stormwater Fund							$ -
Federal Grant							$ -
TOTAL	$ -	$ *1,500,000*	$ -	$ -	$ -	$ -	$ *1,500,000*

Comments:

City of Oakley
Capital Improvement Project Information Sheet
Capital Improvement Program for Fiscal Years 2025/26 to 2029/30

Project Title:	Laurel Road Bridge Widening over Marsh Creek Project	**Project Proponent:**	Public Works and Engineering
Project Category:	Bridge	**Project Manager:**	City Engineer
Project Type:	Bridge Widening Project	**Project Number:**	283
Project Priority:	Moderate	**In Successor Agency Area:**	No
Project Description:	Preliminary Design for bridge widening		
Project Justification:	Laurel Road at the Marsh Creek Bridge is currently a narrow 2 lane roadway that is structurally inadequate and needs to be widened and improved to tie into the future Laurel Extension at Teton Road. According to Caltrans the bridge is structurally deficient and needs to be reconstructed. This project will supplement Capital Improvement Project No. 273 and provide the additional funding to construct the bridge and accommodate the future traffic volumes from the developments along the East Cypress Road corridor and provide direct connection to Highway 4.		

PROJECT FINANCING DETAILS

Project Expenditures	24/25	25/26	26/27	27/28	28/29	29/30	*Total*
Planning & Design							$ -
Environmental							$ -
Right of Way							$ -
Construction							$ -
Operating Costs							$ -
TOTAL	$ -	$ -	$ -	$ -	$ -	$ -	$ -

Project Funding	24/25	25/26	26/27	27/28	28/29	29/30	*Total*
Traffic Impact Fee							$ -
L&L District							$ -
Public Facilities							$ -
Park Impact Fee							$ -
Street Maint. & Rehab							$ -
Measure J							$ -
Gas Tax HUTA							$ -
Developer							$ -
2012 Bond Benefit							$ -
2016 Debt Service Fund							$ -
Stormwater Fund							$ -
RMRA							$ -
TOTAL	$ -	$ -	$ -	$ -	$ -	$ -	$ -

Comments:

City of Oakley
Capital Improvement Project Information Sheet
Capital Improvement Program for Fiscal Years 2025/26 to 2029/30

Project Title:	E. Cypress Road Widening (Jersey Island Rd to Bethel Island Rd) Proj.	**Project Proponent:**	Public Works and Engineering
Project Category:	Street	**Project Manager:**	City Engineer
Project Type:	Street Improvement	**Project Number:**	302
Project Priority:	Immediate	**In Successor Agency Area:**	No
Project Description:	This project will install a signal at the intersection of East Cypress Road and Knightsen Avenue in addition to widening and improving this intersection and East Cypress Road		
Project Justification:	The growth and development of new subdivision projects along the East Cypress Road corridor has necessitated various infrastructure improvements to accommodate the increased traffic volumes on this road. This project will widen and improve East Cypress Road from Jersey Island Road to Bethel Island Road. The improvements will include curb and gutter, sidewalks, bicycle lanes, traffic signal, and a median island. The widening will complement the similar improvements that are done as part of CIP 247 and 310.		

PROJECT FINANCING DETAILS

Project Expenditures	24/25	25/26	26/27	27/28	28/29	29/30	*Total*
Planning & Design							$ -
Environmental							$ -
Right of Way							$ -
Construction		$ 24,703,000					$ *24,703,000*
Operating Costs							$ -
TOTAL	$ -	$ *24,703,000*	$ -	$ -	$ -	$ -	$ *24,703,000*

Project Funding	24/25	25/26	26/27	27/28	28/29	29/30	*Total*
Traffic Impact Fee							$ -
General Capital Fund		$ 23,703,000	*				$ *23,703,000*
Public Facilities		.					$ -
ARPA							$ -
Street Maintenance & Rehab							$ -
Measure J		$ 1,000,000					$ *1,000,000*
Gas Tax							$ -
Grant							$ -
2012 Bond Benefit							$ -
Downtown Revitalization Fund							$ -
Stormwater Fund							$ -
TOTAL	$ -	$ *24,703,000*	$ -	$ -	$ -	$ -	$ *24,703,000*

Comments: * $21,703,000 is a reimbursement from ECCRFFA

City of Oakley
Capital Improvement Project Information Sheet
Capital Improvement Program for Fiscal Years 2025/26 to 2029/30

Project Title:	Marsh Creek Glenn Park Renovation Project	**Project Proponent:**	Public Works and Engineering
Project Category:	Park	**Project Manager:**	City Engineer
Project Type:	Park Improvement	**Project Number:**	306
Project Priority:	Moderate	**In Successor Agency Area:**	No
Project Description:	Park Renovation		
Project Justification:	The existing playground equipment and surfacing at Marsh Creek Glenn Park is the original infrastructure at this park, which was constructed 20 years ago. The equipment and surface are both in need of replacement, as maintaining this playground equipment and surfacing is not practical and financially viable. This project will replace the playground equipment and expand it to create a larger all ability and ADA accessible playground; along with placement of new rubber playground surfacing tiles. In addition the existing half basketball court will be renovated into a pickleball court.		

PROJECT FINANCING DETAILS

Project Expenditures	24/25	25/26	26/27	27/28	28/29	29/30	*Total*
Planning & Design							$ -
Environmental							$ -
Right of Way							$ -
Construction							$ -
Operating Costs							$ -
TOTAL	$ -	$ -	$ -	$ -	$ -	$ -	$ -

Project Funding	24/25	25/26	26/27	27/28	28/29	29/30	*Total*
Park Impact Fee							$ -
L&L District							$ -
Public Facilities							$ -
LLAD							$ -
Street Maint. & Rehab							$ -
Measure J							$ -
Gas Tax HUTA							$ -
Developer							$ -
2012 Bond Benefit							$ -
Downtown Revitalization Fund							$ -
Stormwater Fund							$ -
RMRA							$ -
TOTAL	$ -	$ -	$ -	$ -	$ -	$ -	$ -

Comments:

City of Oakley
Capital Improvement Project Information Sheet
Capital Improvement Program for Fiscal Years 2025/26 to 2029/30

Project Title:	East Cypress Road Widening at CCWD Canal Crossing Project	**Project Proponent:**	Public Works and Engineering
Project Category:	Street	**Project Manager:**	City Engineer
Project Type:	Street Improvement	**Project Number:**	310
Project Priority:	Immediate	**In Successor Agency Area:**	No
Project Description:	This project will construct a road crossing over the CCWD Canal on East Cypress Road at Jersey Island Road		
Project Justification:	CCWD has undertaken the process of replacing the open canal in Oakley from the canal crossing near Main Street and has extended eastwards behind Cypress Grove, Emerson, Delaney, and Burroughs subdivisions up to east Cypress Road. CCWD is currently working on undergrounding the remainder of this canal from East Cypress Road in a southerly direction to its connection point at Rock Slough. The existing canal crosses East Cypress Road and will have to be replaced as part of the City's East Cypress Road widening project. The City is collaborating with CCWD in all phases of the canal undergrounding project and at the East Cypress Road, the city will take the lead on undergrounding the canal and construction of the new and widened roadway.		

PROJECT FINANCING DETAILS

Project Expenditures	24/25	25/26	26/27	27/28	28/29	29/30	*Total*
Planning & Design							$ -
Environmental							$ -
Right of Way							$ -
Construction		$ 1,500,000					$ *1,500,000*
Operating Costs							$ -
TOTAL	$ -	$ *1,500,000*	$ -	$ -	$ -	$ -	$ *1,500,000*

Project Funding	24/25	25/26	26/27	27/28	28/29	29/30	*Total*
Traffic Impact Fee		$ 1,500,000					$ *1,500,000*
General Capital Project							$ -
Public Facilities							$ -
LLAD							$ -
Street Maint. & Rehab							$ -
Measure J							$ -
Gas Tax HUTA							$ -
Developer							$ -
2012 Bond Benefit							$ -
Downtown Revitalization Fund							$ -
Stormwater Fund							$ -
RMRA							$ -
TOTAL	$ -	$ *1,500,000*	$ -	$ -	$ -	$ -	$ *1,500,000*

Comments:

City of Oakley
Capital Improvement Project Information Sheet
Capital Improvement Program for Fiscal Years 2025/26 to 2029/30

Project Title:	Magnolia Park Playground Resurfacing and Retrofitting Project	**Project Proponent:**	Public Works and Engineering
Project Category:	Park	**Project Manager:**	City Engineer
Project Type:	Park improvement	**Project Number:**	315
Project Priority:	Moderate	**In Successor Agency Area:**	No
Project Description:	Installation of new Playground Surfacing and Equipment		
Project Justification:	The Magnolia Park Playground currently has a PIP (poured in place) rubber surface. The PIP has reached the end of its useful life and needs replacement. Many patches and repairs have been made to the existing surfacing and more are needed. Future patches and repairs will increase the risk of lessening the impact attenuation properties of the existing fall surfacing. This project would replace and upgrade both the loose fill surface and PIP with rubber playground tiles that will have durability and ease of maintenance. The product comes with a lifetime warranty, which is the best in the industry and will adhere to current ADA and safety standards		

PROJECT FINANCING DETAILS

Project Expenditures	24/25	25/26	26/27	27/28	28/29	29/30	*Total*
Planning & Design							$ -
Environmental							$ -
Right of Way							$ -
Construction		$ 600,000					$ 600,000
Operating Costs							$ -
TOTAL	$ -	$ 600,000	$ -	$ -	$ -	$ -	$ 600,000

Project Funding	24/25	25/26	26/27	27/28	28/29	29/30	*Total*
Traffic Impact Fee							$ -
L&L District		$ 600,000					$ 600,000
Public Facilities							$ -
Park Impact Fee							$ -
Redevelopment							$ -
Measure J							$ -
Gas Tax HUTA							$ -
Developer							$ -
Grant							$ -
Downtown Revitalization Fund							$ -
Stormwater Fund							$ -
TOTAL	$ -	$ 600,000	$ -	$ -	$ -	$ -	$ 600,000

Comments:

City of Oakley
Capital Improvement Project Information Sheet
Capital Improvement Program for Fiscal Years 2025/26 to 2029/30

Project Title:	Main St. Widening North of Laurel Rd to Heartwood Sub. Project	**Project Proponent:**	Public Works and Engineering
Project Category:	Street	**Project Manager:**	City Engineer
Project Type:	Street Widening	**Project Number:**	316
Project Priority:	Moderate	**In Successor Agency Area:**	No
Project Description:	Widening of Main Street		
Project Justification:	Main Street is a major arterial street in Oakley and a direct connection to Laurel Road. The section of Main Street north of Laurel Road is still one lane and cannot accommodate the increased traffic demands on this roadway. This project will perform the design for widening of Main Street from the existing widened section at Heartwood Subdivision to Laurel Road. This design will identify the Right of Way needs for this roadway widening and will be used to establish the construction cost and budget of this project in future years		

PROJECT FINANCING DETAILS

Project Expenditures	24/25	25/26	26/27	27/28	28/29	29/30	*Total*
Planning & Design		$ 200,000					*$ 200,000*
Environmental							*$ -*
Right of Way							*$ -*
Construction							*$ -*
Operating Costs							*$ -*
TOTAL	*$ -*	*$ 200,000*	*$ -*	*$ -*	*$ -*	*$ -*	*$ 200,000*

Project Funding	24/25	25/26	26/27	27/28	28/29	29/30	*Total*
Traffic Impact Fee		$ 200,000					*$ 200,000*
L&L District							*$ -*
Public Facilities							*$ -*
Park Impact Fee							*$ -*
Redevelopment							*$ -*
Measure J							*$ -*
Gas Tax HUTA							*$ -*
Developer							*$ -*
Grant							*$ -*
Downtown Revitalization Fund							*$ -*
Stormwater Fund							*$ -*
TOTAL	*$ -*	*$ 200,000*	*$ -*	*$ -*	*$ -*	*$ -*	*$ 200,000*

Comments:

City of Oakley
Capital Improvement Project Information Sheet
Capital Improvement Program for Fiscal Years 2025/26 to 2029/30

Project Title:	Novarina Park Playground Expansion and Resurfacing Project	**Project Proponent:**	Public Works and Engineering
Project Category:	Park	**Project Manager:**	City Engineer
Project Type:	Park Improvement	**Project Number:**	317
Project Priority:	Moderate	**In Successor Agency Area:**	No
Project Description:	Expansion of Park Playground and Surfacing		
Project Justification:	The playground surfacing at Novarina Park consists of Poured-In-Place (PIP) rubber, which has reached the end of its useful life. Numerous repairs have been made, and further deterioration is ongoing. Continuing to patch the PIP surfacing risks compromising its safety and impact attenuation properties. This project will replace the existing surfacing with rubber playground tiles, taking advantage of their high durability, ease of maintenance, and industry-leading lifetime warranty. In addition to the safety and maintenance benefits, this project will allow for the removal of the deteriorating sand pit/dino-dig area. Although popular, the sand pit is causing significant abrasion damage to the adjacent rubber surfacing and poses sanitation challenges. Its removal will free up additional space for new play equipment to enhance this park		

PROJECT FINANCING DETAILS

Project Expenditures	24/25	25/26	26/27	27/28	28/29	29/30	*Total*
Planning & Design							$ -
Environmental							$ -
Right of Way							$ -
Construction		$ 600,000					$ *600,000*
Operating Costs							$ -
TOTAL	$ -	$ *600,000*	$ -	$ -	$ -	$ -	$ *600,000*

Project Funding	24/25	25/26	26/27	27/28	28/29	29/30	*Total*
Traffic Impact Fee							$ -
L&L District		$ 600,000					$ *600,000*
Public Facilities							$ -
Park Impact Fee							$ -
Redevelopment							$ -
Measure J							$ -
Gas Tax HUTA							$ -
Developer							$ -
Grant							$ -
Downtown Revitalization Fund							$ -
Stormwater Fund							$ -
TOTAL	$ -	$ *600,000*	$ -	$ -	$ -	$ -	$ *600,000*

Comments:

City of Oakley
Capital Improvement Project Information Sheet
Capital Improvement Program for Fiscal Years 2025/26 to 2029/30

Project Title:	Oakley Library & Community Center Project	**Project Proponent:**	Public Works and Engineering
Project Category:	Facility	**Project Manager:**	Assistant City Manager
Project Type:	New Facility Construction	**Project Number:**	318
Project Priority:	High	**In Successor Agency Area:**	Yes
Project Description:	This project will design and construct a new Library and Community Center in Downtown Oakley		
Project Justification:	Oakley is a growing community, and its population has nearly doubled since incorporation. The residents of Oakley deserve library services and a community facility that serves the existing and growing community. Lack of a modern and functional Oakley Library and Community Center has been a topic of many discussions with the City Council and community residents in recent years as the small section of the High School Library that is provided as a community library is not large enough to provide the wide range of services that community desires.		

PROJECT FINANCING DETAILS

Project Expenditures	24/25	25/26	26/27	27/28	28/29	29/30	*Total*
Planning & Design							$ -
Environmental							$ -
Right of Way							$ -
Construction							$ -
Operating Costs							$ -
TOTAL	$ -	$ -	$ -	$ -	$ -	$ -	$ -

Project Funding	24/25	25/26	26/27	27/28	28/29	29/30	*Total*
General Fund							$ -
L&L District							$ -
Public Facilities Fund							$ -
Park Impact Fee							$ -
Special Community Pro							$ -
Measure J							$ -
Stakeholder Donation							$ -
Developer							$ -
2012 Bond Benefit							$ -
General Capital Projects Fund							$ -
Stormwater Fund							$ -
ARPA							$ -
TOTAL	$ -	$ -	$ -	$ -	$ -	$ -	$ -

Comments:

City of Oakley
Capital Improvement Project Information Sheet
Capital Improvement Program for Fiscal Years 2025/26 to 2029/30

Project Title:	O'Hara Ave Widening (600' S. of Laurel Rd to 300' S. of Grapevine Ln)	**Project Proponent:**	Public Works and Engineering
Project Category:	Street	**Project Manager:**	City Engineer
Project Type:	Street Widening	**Project Number:**	320
Project Priority:	High	**In Successor Agency Area:**	No
Project Description:	This project will widen east side O'Hara Avenue south of Laurel Road		
Project Justification:	This project will continue the widening and improvements that was done on O'Hara Avenue as part of CIP 280. The widening of O'Hara Avenue to Grapevine Lane will provide a much needed 2 travel lanes in northbound O'Hara Avenue toward Laurel Road.		

PROJECT FINANCING DETAILS

Project Expenditures	24/25	25/26	26/27	27/28	28/29	29/30	*Total*
Planning & Design							$ -
Environmental							$ -
Right of Way							$ -
Construction							$ -
Operating Costs							$ -
TOTAL	$ -	$ -	$ -	$ -	$ -	$ -	$ -

Project Funding	24/25	25/26	26/27	27/28	28/29	29/30	*Total*
Traffic Impact Fee							$ -
L&L District							$ -
Public Facilities							$ -
Park Impact Fee							$ -
Street Maint. & Rehab							$ -
Measure J							$ -
Gas Tax HUTA							$ -
Developer							$ -
2012 Bond Benefit							$ -
Downtown Revitalization Fund							$ -
Stormwater Fund							$ -
RMRA							$ -
TOTAL	$ -	$ -	$ -	$ -	$ -	$ -	$ -

Comments:

City of Oakley
Capital Improvement Project Information Sheet
Capital Improvement Program for Fiscal Years 2025/26 to 2029/30

Project Title:	FY 2025/26 Curb, Gutter and Sidewalk Repair & Reconstruction Proj.	**Project Proponent:**	Public Works and Engineering
Project Category:	Street	**Project Manager:**	City Engineer
Project Type:	Concrete Repair and Replacement	**Project Number:**	321
Project Priority:	Immediate	**In Successor Agency Area:**	No
Project Description:	This project will repair and replace damaged curb, gutter, and sidewalks.		
Project Justification:	This project will coordinate with the responsible property owners to repair and reconstruct damaged and broken concrete curb, gutter, and sidewalks throughout the City. The construction of this project will eliminate trip and fall accidents caused by sidewalk and curbs uplifted by tree root overgrowth, and provide safe paths of travel for the community. This project works in coordination with the 50-50 cost share program that helps the property owners address concrete sidewalk and curb and gutter uplifts.		

PROJECT FINANCING DETAILS

Project Expenditures	24/25	25/26	26/27	27/28	28/29	29/30	*Total*
Planning & Design							$ -
Environmental							$ -
Right of Way							$ -
Construction		$ 150,000					$ *150,000*
Operating Costs							$ -
TOTAL	$ -	$ *150,000*	$ -	$ -	$ -	$ -	$ *150,000*

Project Funding	24/25	25/26	26/27	27/28	28/29	29/30	*Total*
Traffic Impact Fee							$ -
L&L District							$ -
Public Facilities							$ -
Park Impact Fee							$ -
General Capital Fund							$ -
Measure J							$ -
Gas Tax RMRA		$ 150,000					$ *150,000*
2012 Bond Benefit							$ -
Grant							$ -
Downtown Revitalization Fund							$ -
Stormwater Fund							$ -
TOTAL	$ -	$ *150,000*	$ -	$ -	$ -	$ -	$ *150,000*

Comments:

City of Oakley
Capital Improvement Project Information Sheet
Capital Improvement Program for Fiscal Years 2025/26 to 2029/30

Project Title:	FY 2025/26 Traffic Calming Project	**Project Proponent:**	Public Works and Engineering
Project Category:	Street	**Project Manager:**	City Engineer
Project Type:	Traffic Calming Improvements	**Project Number:**	322
Project Priority:	Moderate	**In Successor Agency Area:**	No
Project Description:	This project will construct traffic calming measures.		
Project Justification:	The traffic operations in the community have become one of the major issues that the Police and Public Works Departments handle on a regular basis. This project provides funding for the placement of traffic calming features in accordance with the neighborhood traffic calming policy. Various traffic calming requests are being evaluated by staff from the Police and Public Works Departments, and are addressed in collaboration with the residents based on priority, and the order they are received.		

PROJECT FINANCING DETAILS

Project Expenditures	24/25	25/26	26/27	27/28	28/29	29/30	*Total*
Planning & Design							$ -
Environmental							$ -
Right of Way							$ -
Construction		$ 50,000					$ *50,000*
Operating Costs							$ -
TOTAL	$ -	$ *50,000*	$ -	$ -	$ -	$ -	$ *50,000*

Project Funding	24/25	25/26	26/27	27/28	28/29	29/30	*Total*
Traffic Impact Fee							$ -
L&L District							$ -
Public Facilities							$ -
Park Impact Fee							$ -
2012 Bond Benefit							$ -
Measure J							$ -
Gas Tax HUTA		$ 50,000					$ *50,000*
General Capital Proj							$ -
Grant							$ -
Downtown Revitalization Fund							$ -
Stormwater Fund							$ -
TOTAL	$ -	$ *50,000*	$ -	$ -	$ -	$ -	$ *50,000*

Comments:

City of Oakley
Capital Improvement Project Information Sheet
Capital Improvement Program for Fiscal Years 2025/26 to 2029/30

Project Title:	FY 2025/26 ADA Implementation Project	**Project Proponent:**	Public Works and Engineering
Project Category:	Street	**Project Manager:**	City Engineer
Project Type:	Street Improvement	**Project Number:**	323
Project Priority:	Moderate	**In Successor Agency Area:**	No
Project Description:	This project is part of the implementation of the City of Oakley ADA Transition Plan		
Project Justification:	The City of Oakley has to have an ADA Transition Plan prepared and implemented to adhere to the legal requirements related to the U.S. Department of Justice. Staff has solicited proposals from ADA specialty consultants and had selected the firm of Sally Swanson Architects, Inc. to prepare the City's ADA Transition Plan. The preparation of this ADA Transition Plan has been completed. This implementation of this ADA plan will be phased over the future years as funding is allocated.		

PROJECT FINANCING DETAILS

Project Expenditures	24/25	25/26	26/27	27/28	28/29	29/30	*Total*
Planning & Design							$ -
Environmental							$ -
Right of Way							$ -
Construction		$ 50,000					$ *50,000*
Operating Costs							$ -
TOTAL	$ -	$ *50,000*	$ -	$ -	$ -	$ -	$ *50,000*

Project Funding	24/25	25/26	26/27	27/28	28/29	29/30	*Total*
Traffic Impact Fee							$ -
L&L District							$ -
Public Facilities							$ -
Park Impact Fee							$ -
Street Maint. & Rehab							$ -
Measure J							$ -
Gas Tax HUTA		$ 50,000					$ *50,000*
Developer							$ -
2012 Bond Benefit							$ -
Downtown Revitalization Fund							$ -
Stormwater Fund							$ -
RMRA							$ -
TOTAL	$ -	$ *50,000*	$ -	$ -	$ -	$ -	$ *50,000*

Comments:

City of Oakley
Capital Improvement Project Information Sheet
Capital Improvement Program for Fiscal Years 2025/26 to 2029/30

Project Title:	FY 2025/26 Traffic Signal Modernization Project	**Project Proponent:**	Public Works and Engineering
Project Category:	Street	**Project Manager:**	City Engineer
Project Type:	Traffic Signal Operation Improvements	**Project Number:**	324
Project Priority:	Moderate	**In Successor Agency Area:**	No
Project Description:	This project will rehabilitate existing traffic signals.		
Project Justification:	Traffic operations and public safety have become one of the more important issues for the community. Public Works staff are continually working to improve the traffic operations on City streets. This project will replace some of the older internal components of the City's traffic signal systems which will improve the coordination of the City's traffic signal operations.		

PROJECT FINANCING DETAILS

Project Expenditures	**24/25**	**25/26**	**26/27**	**27/28**	**28/29**	**29/30**	***Total***
Planning & Design							$ -
Environmental							$ -
Right of Way							$ -
Construction		$ 100,000					$ *100,000*
Operating Costs							$ -
TOTAL	$ -	$ *100,000*	$ -	$ -	$ -	$ -	$ *100,000*

Project Funding	**24/25**	**25/26**	**26/27**	**27/28**	**28/29**	**29/30**	***Total***
Traffic Impact Fee							$ -
L&L District							$ -
Public Facilities							$ -
Park Impact Fee							$ -
Redevelopment							$ -
Measure J		$ 100,000					$ *100,000*
Gas Tax HUTA							$ -
Developer							$ -
Grant							$ -
Downtown Revitalization Fund							$ -
Stormwater Fund							$ -
TOTAL	$ -	$ *100,000*	$ -	$ -	$ -	$ -	$ *100,000*

Comments:

City of Oakley
Capital Improvement Project Information Sheet
Capital Improvement Program for Fiscal Years 2025/26 to 2029/30

Project Title:	Main Street Smart Signals Project	**Project Proponent:**	Public Works and Engineering
Project Category:	Street	**Project Manager:**	City Engineer
Project Type:	Traffic Signal Operation Improvements	**Project Number:**	325
Project Priority:	Moderate	**In Successor Agency Area:**	No
Project Description:	This project will rehabilitate existing traffic signals along Main Street.		
Project Justification:	City of Oakley received a grant from Contra Costa Transportation Authority as part of countywide program to coordinate the traffic signals on major roadways and improve the traffic operations. The Traffic operations and public safety are one of the more important issues for the community. Public Works staff are continually working to improve the traffic operations on City streets.		

PROJECT FINANCING DETAILS

Project Expenditures	24/25	25/26	26/27	27/28	28/29	29/30	*Total*
Planning & Design							$ -
Environmental							$ -
Right of Way							$ -
Construction		$ 170,000					$ *170,000*
Operating Costs							$ -
TOTAL	$ -	$ *170,000*	$ -	$ -	$ -	$ -	$ *170,000*

Project Funding	24/25	25/26	26/27	27/28	28/29	29/30	*Total*
Traffic Impact Fee							$ -
L&L District							$ -
Public Facilities							$ -
Park Impact Fee							$ -
Redevelopment							$ -
Measure J							$ -
Gas Tax HUTA							$ -
Main Street Fund		$ 170,000					$ *170,000*
Grant							$ -
Downtown Revitalization Fund							$ -
Stormwater Fund							$ -
TOTAL	$ -	$ *170,000*	$ -	$ -	$ -	$ -	$ *170,000*

Comments:

City of Oakley
Capital Improvement Project Information Sheet
Capital Improvement Program for Fiscal Years 2025/26 to 2029/30

Project Title:	Main Street Phase 1 Green Infrastructure Project	**Project Proponent:**	Public Works and Engineering
Project Category:	Street	**Project Manager:**	City Engineer
Project Type:	Street infrastructure improvements	**Project Number:**	326
Project Priority:	Moderate	**In Successor Agency Area:**	No
Project Description:	This project will construct green infrastructure components		
Project Justification:	The Clean Water Permit that is issued to the City by the State Regional Water Quality Control Board requires the City to construct street improvements to treat the storm runoff from the streets before discharge into the underground storm drain system and ultimately to the Bay. These improvements are the unfunded mandates that municipalities have to adhere to be in compliance with the Clean Water Permit.		

PROJECT FINANCING DETAILS

Project Expenditures	24/25	25/26	26/27	27/28	28/29	29/30	*Total*
Planning & Design		$ 100,000					*$ 100,000*
Environmental							$ -
Right of Way							$ -
Construction		$ 400,000					*$ 400,000*
Operating Costs							$ -
TOTAL	*$ -*	*$ 500,000*	*$ -*	*$ -*	*$ -*	*$ -*	*$ 500,000*

Project Funding	24/25	25/26	26/27	27/28	28/29	29/30	*Total*
Traffic Impact Fee							$ -
L&L District							$ -
Public Facilities							$ -
Park Impact Fee							$ -
Redevelopment							$ -
Measure J							$ -
Gas Tax RMRA		$ 500,000					*$ 500,000*
Developer							$ -
Grant							$ -
Downtown Revitalization Fund							$ -
Stormwater Fund							$ -
TOTAL	*$ -*	*$ 500,000*	*$ -*	*$ -*	*$ -*	*$ -*	*$ 500,000*

Comments:

City of Oakley
Capital Improvement Project Information Sheet
Capital Improvement Program for Fiscal Years 2025/26 to 2029/30

Project Title:	Norcross Lane Pedestrian Safety Improvements Project	**Project Proponent:**	Public Works and Engineering
Project Category:	Street	**Project Manager:**	City Engineer
Project Type:	Street Safety Improvements	**Project Number:**	327
Project Priority:	Moderate	**In Successor Agency Area:**	No
Project Description:	This project will construct pedestrian safety improvements		
Project Justification:	This project will improve safety at Oakley Elementary School which teaches 5,059 students. The improvements include the installation of a bulb-out at a pedestrian crossing in one location on Norcross Lane. Currently, it is difficult for pedestrians to make cautious crossings due to poor visibility to the school when Norcross Lane allows cars to park on both sides of the street. Adding a bulb-out will aid with visibility for crosswalk users to navigate the area safely. Flashing Beacons with signage will be installed to clearly state the location of the pedestrian crossing. Additional improvements will include modifying the bus drop off zone and the school parking lot curb and sidewalk to mitigate tripping hazards and unwarranted pedestrian crossings. These improvements will also follow Americans with Disabilities Act (ADA) Standards for Accessible Design to support Oakley residents with visual, hearing, or manual impairments.		

PROJECT FINANCING DETAILS

Project Expenditures	24/25	25/26	26/27	27/28	28/29	29/30	*Total*
Planning & Design							$ -
Environmental							$ -
Right of Way							$ -
Construction		$ 60,000					$ 60,000
Operating Costs							$ -
TOTAL	$ -	$ 60,000	$ -	$ -	$ -	$ -	$ 60,000

Project Funding	24/25	25/26	26/27	27/28	28/29	29/30	*Total*
Traffic Impact Fee							$ -
L&L District							$ -
Public Facilities							$ -
Park Impact Fee							$ -
Redevelopment							$ -
Measure J		$ 60,000					$ 60,000
Gas Tax HUTA							$ -
Developer							$ -
Grant							$ -
Downtown Revitalization Fund							$ -
Stormwater Fund							$ -
TOTAL	$ -	$ 60,000	$ -	$ -	$ -	$ -	$ 60,000

Comments:

City of Oakley
Capital Improvement Project Information Sheet
Capital Improvement Program for Fiscal Years 2025/26 to 2029/30

Project Title:	Recreation Center Baseball Field Renovation Project	**Project Proponent:**	Public Works and Engineering
Project Category:	Park	**Project Manager:**	City Engineer
Project Type:	Park Improvements	**Project Number:**	328
Project Priority:	Moderate	**In Successor Agency Area:**	No
Project Description:	This project will install a formal infield at the baseball field		
Project Justification:	The existing Baseball Field at the Recreation Center is currently a fully sodded, multi-use grass area with no dedicated baseball infrastructure such as base pegs, a pitching rubber, or a home plate. While the field includes dugouts and a backstop, it was originally intended for T-ball, training activities, and general recreation department use, such as water-based activities and informal community events. This project will transition the field into a formal, reservable community baseball field that meets Little League standards. The field is not currently flat, and both the infield and shallow outfield grass areas will require significant grading work to ensure proper drainage and playability. The overall field will be reshaped to create a new, fully skinned infield using a proper baseball infield mix, similar to other public ballfields in the City's parks system. Base pegs, a pitching rubber, and a home plate will be installed, and all dimensions will be measured and constructed to accommodate Little League play. The project will also modify the existing irrigation system to support the new field configuration.		

PROJECT FINANCING DETAILS

Project Expenditures	24/25	25/26	26/27	27/28	28/29	29/30	*Total*
Planning & Design							$ -
Environmental							$ -
Right of Way							$ -
Construction		$ 250,000					$ *250,000*
Operating Costs							$ -
TOTAL	$ -	$ *250,000*	$ -	$ -	$ -	$ -	$ *250,000*

Project Funding	24/25	25/26	26/27	27/28	28/29	29/30	*Total*
Traffic Impact Fee							$ -
L&L District		$ 250,000					$ *250,000*
Public Facilities							$ -
Park Impact Fee							$ -
Redevelopment							$ -
Measure J							$ -
Gas Tax HUTA							$ -
Developer							$ -
Grant							$ -
Downtown Revitalization Fund							$ -
Stormwater Fund							$ -
TOTAL	$ -	$ *250,000*	$ -	$ -	$ -	$ -	$ *250,000*

Comments:

City of Oakley
Capital Improvement Project Information Sheet
Capital Improvement Program for Fiscal Years 2025/26 to 2029/30

Project Title:	City Hall Remodeling Project	**Project Proponent:**	Public Works and Engineering
Project Category:	Facility	**Project Manager:**	City Engineer
Project Type:	Facility Remodeling	**Project Number:**	329
Project Priority:	Moderate	**In Successor Agency Area:**	Yes
Project Description:	This project will remodel City Hall to be configure space for staff and Police Department		
Project Justification:	This project will construct the facility improvements at City Hall that were deemed necessary in the Facility Assessment study performed in spring 2025. The improvements include: remodeling of the Police Department reception area, expansion of Police Department Evidence and Records office spaces and creating additional Police report writing office spaces, constructing a new Police conference and meeting room in the City Hall with private doorways and secure access from Police Department, constructing new office spaces for City Attorney and Economic Development Analyst, reconfigure the space on the east side of City Hall to make room for the Building Official, Building Inspectors, and Code Enforcement staff to move there next to the Public Works Department. This project will also replace the carpets, paint the walls and install new cubicles to match the similar work that was performed at City Hall in 2024.		

PROJECT FINANCING DETAILS

Project Expenditures	24/25	25/26	26/27	27/28	28/29	29/30	*Total*
Planning & Design		$ 250,000					*$ 250,000*
Environmental							*$ -*
Right of Way							*$ -*
Construction		$ 1,250,000					*$ 1,250,000*
Operating Costs							*$ -*
TOTAL	*$ -*	*$ 1,500,000*	*$ -*	*$ -*	*$ -*	*$ -*	*$ 1,500,000*

Project Funding	24/25	25/26	26/27	27/28	28/29	29/30	*Total*
Traffic Impact Fee							*$ -*
L&L District							*$ -*
General Capital Proj.		$ 1,500,000					*$ 1,500,000*
Park Impact Fee							*$ -*
Redevelopment							*$ -*
Measure J							*$ -*
Gas Tax HUTA							*$ -*
Developer							*$ -*
Grant							*$ -*
Downtown Revitalization Fund							*$ -*
Stormwater Fund							*$ -*
TOTAL	*$ -*	*$ 1,500,000*	*$ -*	*$ -*	*$ -*	*$ -*	*$ 1,500,000*

Comments:

City of Oakley
Capital Improvement Project Information Sheet
Capital Improvement Program for Fiscal Years 2025/26 to 2029/30

Project Title:	Freedom Basin Restroom Construction Project	**Project Proponent:**	Public Works and Engineering
Project Category:	Park	**Project Manager:**	City Engineer
Project Type:	Park Facility Improvements	**Project Number:**	331
Project Priority:	Moderate	**In Successor Agency Area:**	No
Project Description:	This project will construct a restroom building at Freedom Basin for use by the public during games and practices by various sporting leagues		
Project Justification:	Freedom Basin has lacked a permanent restroom facility for years, despite heavy use by youth sports leagues and City programs. Currently, leagues rely on renting portable restrooms, which have led to numerous operational issues, including vandalism, accidents, and unsanitary conditions. This project will construct a permanent, vandal-resistant restroom facility consisting of a precast concrete building. The restroom will feature four to six individual stalls (split evenly between men's and women's sides) to prevent congregation and discourage inappropriate behavior. Security measures will include automated door locking systems, a key fob access system, and exterior security cameras covering all sides of the building. The new restroom will connect to Freedom High School's water and sewer infrastructure, providing potable water access to the park for the first time. A drinking fountain will be installed on the exterior of the building to further support park users		

PROJECT FINANCING DETAILS

Project Expenditures	24/25	25/26	26/27	27/28	28/29	29/30	*Total*
Planning & Design		$ 50,000					*$ 50,000*
Environmental							$ -
Right of Way							$ -
Construction		$ 650,000					*$ 650,000*
Operating Costs		.					$ -
TOTAL	*$ -*	*$ 700,000*	*$ -*	*$ -*	*$ -*	*$ -*	*$ 700,000*

Project Funding	24/25	25/26	26/27	27/28	28/29	29/30	*Total*
Traffic Impact Fee							$ -
L&L District		$ 700,000					*$ 700,000*
Public Facilities							$ -
Park Impact Fee							$ -
Redevelopment							$ -
Measure J							$ -
Gas Tax HUTA							$ -
Developer							$ -
Grant							$ -
Downtown Revitalization Fund							$ -
Stormwater Fund							$ -
TOTAL	*$ -*	*$ 700,000*	*$ -*	*$ -*	*$ -*	*$ -*	*$ 700,000*

Comments:

City of Oakley
Capital Improvement Project Information Sheet
Capital Improvement Program for Fiscal Years 2025/26 to 2029/30

Project Title:	FY 2025/26 Street Repair & Resurfacing Project	**Project Proponent:**	Public Works and Engineering
Project Category:	Street	**Project Manager:**	City Engineer
Project Type:	Street Improvements	**Project Number:**	333
Project Priority:	Moderate	**In Successor Agency Area:**	No
Project Description:	This project will perform street repair and resurfacing		
Project Justification:	This project will repair the base and surface failures, as well as resurface the City's streets as a part of a comprehensive program to maintain the roadways for the community. Street repair and resurfacing is critical in keeping the quality of the City's street infrastructure in good condition and prevent costly reconstruction due to the lack of proper rehabilitation and maintenance. This project will address a number of neighborhoods which need Sierra-Crete base remediation in addition to repair and resurfacing.		

PROJECT FINANCING DETAILS

Project Expenditures	24/25	25/26	26/27	27/28	28/29	29/30	*Total*
Planning & Design		$ 300,000					*$ 300,000*
Environmental							$ -
Right of Way							$ -
Construction		$ 2,300,000					*$ 2,300,000*
Operating Costs							$ -
TOTAL	$ -	*$ 2,600,000*	$ -	$ -	$ -	$ -	*$ 2,600,000*

Project Funding	24/25	25/26	26/27	27/28	28/29	29/30	*Total*
Traffic Impact Fee							$ -
L&L District							$ -
Public Facilities							$ -
Park Impact Fee							$ -
Redevelopment							$ -
Measure J							$ -
Gas Tax RMRA		$ 300,000					*$ 300,000*
Developer							$ -
Grant							$ -
Street Maintenance & Rehab Fund		$ 2,300,000					*$ 2,300,000*
Stormwater Fund		.					$ -
TOTAL	$ -	*$ 2,600,000*	$ -	$ -	$ -	$ -	*$ 2,600,000*

Comments:

City of Oakley
Capital Improvement Project Information Sheet
Capital Improvement Program for Fiscal Years 2025/26 to 2029/30

Project Title:	E. Cypress Rd widening from 800' E. of Rubens Wy to Machado Ln Pr	**Project Proponent:**	Public Works and Engineering
Project Category:	Street	**Project Manager:**	City Engineer
Project Type:	Street Improvements	**Project Number:**	334
Project Priority:	Moderate	**In Successor Agency Area:**	No
Project Description:	This project will perform new street construction on East Cypress Road		
Project Justification:	This project will widen the median and roadway on south side of East Cypress Road. The north side of East Cypress Road within the project limits was constructed as part of the Emerson Ranch Development project. Meritage Homes is constructing a new residential subdivision on the south side of East Cypress Road and as part of their project they will construct new curb, gutter, sidewalks, bicycle lanes, and 1 lane of roadway as part of their project conditions of approval. To fully complete the roadway improvements, Meritage Homes has agreed to widen the medians and reconstruct the other 1 lane on the south side of East Cypress Road. This roadway improvement would have to be done by the City at future date and with the work performed by Meritage Homes as part of their development project it will eliminate future traffic disruptions on East Cypress Road, in addition to the economy of scale in building all the roadway improvements together. The City will reimburse Maritage Homes after the construction of their project.		

PROJECT FINANCING DETAILS

Project Expenditures	24/25	25/26	26/27	27/28	28/29	29/30	*Total*
Planning & Design							$ -
Environmental							$ -
Right of Way							$ -
Construction		$ 550,000					$ *550,000*
Operating Costs							$ -
TOTAL	$ -	$ *550,000*	$ -	$ -	$ -	$ -	$ *550,000*

Project Funding	24/25	25/26	26/27	27/28	28/29	29/30	*Total*
Traffic Impact Fee							$ -
L&L District							$ -
Public Facilities							$ -
Park Impact Fee							$ -
Redevelopment							$ -
Measure J							$ -
Gas Tax RMRA							$ -
Developer							$ -
General Capital Proj		$ 550,000					$ *550,000*
Downtown Revitalization Fund							$ -
Stormwater Fund							$ -
TOTAL	$ -	$ *550,000*	$ -	$ -	$ -	$ -	$ *550,000*

Comments:

City of Oakley
Capital Improvement Project Information Sheet
Capital Improvement Program for Fiscal Years 2025/26 to 2029/30

Project Title:	Sellers Ave reconstruction from Railroad Tracks to Delta Road Project	**Project Proponent:**	Public Works and Engineering
Project Category:	Street	**Project Manager:**	City Engineer
Project Type:	Street Improvements	**Project Number:**	335
Project Priority:	Moderate	**In Successor Agency Area:**	No
Project Description:	This project will perform street reconstruction		
Project Justification:	This project reconstructs Sellers Avenue using Full-Depth Reclamation (FDR) process. FDR is a pavement rehabilitation technique where the entire existing asphalt pavement and a portion of the underlying base material are pulverized and blended in-place, creating a stabilized base for a new asphalt surface. Sellers Avenue was originally constructed decades ago by the County and has been in need of repairs and resurfacing in recent years with the additional traffic that is on this roadway from the East Cypress Corridor. Meritage Homes is constructing the new Sellers Subdivision on the west side of Sellers Avenue. The City staff and Meritage Homes have collaborated on the best ways to improve Sellers Avenue and FDR was determined as best option to be performed by Meritage Homes. The City will reimburse Meritage Homes costs associated with this roadway reconstruction work		

PROJECT FINANCING DETAILS

Project Expenditures	24/25	25/26	26/27	27/28	28/29	29/30	*Total*
Planning & Design							$ -
Environmental							$ -
Right of Way							$ -
Construction		$ 810,000					$ *810,000*
Operating Costs							$ -
TOTAL	$ -	$ *810,000*	$ -	$ -	$ -	$ -	$ *810,000*

Project Funding	24/25	25/26	26/27	27/28	28/29	29/30	*Total*
Traffic Impact Fee							$ -
L&L District							$ -
Public Facilities							$ -
Park Impact Fee							$ -
Redevelopment							$ -
Measure J							$ -
Gas Tax RMRA							$ -
Developer							$ -
General Capital Proj		$ 810,000					$ *810,000*
Downtown Revitalization Fund							$ -
Stormwater Fund							$ -
TOTAL	$ -	$ *810,000*	$ -	$ -	$ -	$ -	$ *810,000*

Comments:

City of Oakley
Capital Improvement Project Information Sheet
Capital Improvement Program for Fiscal Years 2025/26 to 2029/30

Project Title:	Sellers Ave reconstruction from E. Cypress Rd to Railroad Tracks Proj.	**Project Proponent:**	Public Works and Engineering
Project Category:	Street	**Project Manager:**	City Engineer
Project Type:	Street Improvements	**Project Number:**	336
Project Priority:	Moderate	**In Successor Agency Area:**	No
Project Description:	This project will perform street reconstruction		
Project Justification:	This project reconstructs Sellers Avenue using Full-Depth Reclamation (FDR) process similar to CIP 335. Sellers Avenue was originally constructed decades ago by the County and has been in need of repairs and resurfacing in recent years with the additional traffic that is on this roadway from the East Cypress Corridor. Meritage Homes has agreed to perfume this roadway reconstruction to take advantage of the economy of scale and one continuous operation. The City will reimburse Meritage Homes costs associated with the City's part of this project.		

PROJECT FINANCING DETAILS

Project Expenditures	24/25	25/26	26/27	27/28	28/29	29/30	*Total*
Planning & Design							$ -
Environmental							$ -
Right of Way							$ -
Construction		$ 690,000					$ *690,000*
Operating Costs							$ -
TOTAL	$ -	$ *690,000*	$ -	$ -	$ -	$ -	$ *690,000*

Project Funding	24/25	25/26	26/27	27/28	28/29	29/30	*Total*
Traffic Impact Fee							$ -
L&L District							$ -
Public Facilities							$ -
Park Impact Fee							$ -
Redevelopment							$ -
Measure J							$ -
Gas Tax RMRA							$ -
Developer							$ -
General Capital Proj		$ 690,000					$ *690,000*
Downtown Revitalization Fund							$ -
Stormwater Fund							$ -
TOTAL	$ -	$ *690,000*	$ -	$ -	$ -	$ -	$ *690,000*

Comments:

RESOLUTION NO. ____

A RESOULTION OF THE CITY COUNCIL OF THE CITY OF OAKLEY TO ADOPT THE FISCAL YEAR 2025/26 PROPOSED CAPITAL BUDGET AND FIVE-YEAR CAPITAL IMPROVEMENT PLAN (CIP) FOR FISCAL YEARS 2025/26 THROUGH 2029/30 AND MAKE FINDINGS RELATED THERETO

WHEREAS, it is City policy to have the City Council to adopt a budget and appropriations limit prior to the beginning of its new fiscal year, which is July 1, 2025; and

WHEREAS, the City desires to annually review and adopt a Five-Year Capital Improvement Plan and comprehensive Statement of Financial Policies; and

WHEREAS, the City Manager and Staff have developed, and the City Manager has presented Preliminary Operating and Capital Budgets, Statement of Financial Policies, Appropriations Limit, and Five-Year Capital Improvement Plan; and

WHEREAS, that the City Council did on April 15, 2025 hold a workshop to discuss these Preliminary documents and provide additional direction to the City Manager for the preparation of a final set of documents; and

WHEREAS, the City Manager has this day presented to the City Council for adoption a Proposed Budget document, including the updated Statement of Financial Policies, Recommended Operating and Capital Budgets, Fiscal Year 2025/26 Appropriations Limit Calculation, and a separate Recommended Five-Year Capital Improvement Plan for Fiscal Years 2025/26 through 2029/30; and

WHEREAS, Section 65401 of the Government Code requires the Planning Authority of cities and counties to review any Capital Improvement Program (CIP) in their jurisdiction for conformance with the reviewing agency's adopted General Plan; and

WHEREAS, the Recommended Five-Year Capital Improvement Plan for Fiscal Years 2025/26 through 2029/30 will be presented to the Planning Commission at the June 2025 meeting; and

WHEREAS, the projects proposed reflect the major need for roadways, public utilities and other community facilities during the next five years in concert with anticipated growth areas as noted in the adopted General Plan and;

BE IT RESOLVED that the City Council of the City of Oakley:

1. Adopts the City's Recommended Five-Year Capital Improvement Plan for Fiscal Years 2025/26 through 2029/30.
2. Adopts the FY 2025/26 Proposed Capital Budget.

The foregoing Resolution was introduced at a regular meeting of the City Council of the City of Oakley held on the 27th day of May 2025, and was adopted by the following vote:

AYES:
NOES:
ABSTAIN:
ABSENT:

_____
SHANNON SHAW, MAYOR

ATTEST:

_____
Kim Snodgrass, CITY CLERK

City of Oakley
Internal Controls

Introduction: With the adoption of the fiscal year budget the Team has concluded that this would be a perfect time to review the internal financial controls that are here at the City of Oakley. Historically, internal controls relied heavily on segregation of duties, which continues to be the heart of establishing good internal controls; but the accounting profession broadened the definition of internal controls to include establishing a control environment, risk assessment, the flow of information and communication and monitoring.

Control Environment: The control environment is the set of standards, processes and structures that provide the basis for carrying out internal controls across the entity. The control environment starts at the top of any organization. Ethical behavior and management integrity set the tone to establish the organization's culture. The City of Oakley uses policies and procedures to promote and maintain a proper control environment.

Risk Assessment: Risk assessment is primarily handled by the Finance Division, although all supervisors and managers need to be aware of potential for fraud. You can see how important an organization's ethical standards and employee culture are to this process.

Control Activities: This is the center of our internal controls. The following are examples of City of Oakley policies and procedures that have established to maintain internal control:

Purchasing and Accounts Payable.

- No invoice is processed without an approval signature and account coding.
- All purchases over $10,000 require a purchase order or Contract approved by the Department Director, Administrative Services Director and City Manager
- Only the Finance Manger or City Manager can print checks.
- Blank checks are stored in a locked cabinet and in locked room at all times, and required two signatures, the City Manager and Administrative Services Director.
- Each accounts payable check number is accounted for through the Financial Accounting system.

Human Resources and Payroll

- Each Personnel Action Form, establishing employees' wages and budget account numbers are signed by the Administrative Services Director verified with the adopted salary schedule and PAF's are reviewed by the Finance Division and the City Manager.
- All blank checks are stored in a locked cabinet and locked room at all times and required two signatures, the City Manager and Administrative Services Director.
- All employees' time sheets are approved by a Department Director and supervisor if applicable and the Payroll Specialist.

Cash Receipts

- All Departments who take payments input those payments into the financial software daily.
- At end of each day a member of the Finance Division will close the register, count cash, and reconcile for deposit. Finance Manager approves and secures cash for each day's deposit.
- All receipts (checks, cash and credit cards) are reconciled at the end of each day and the receipts are posted to the accounting system the following morning after review by the Accountant.

Bank and Investment Reconciliations

- The general operating bank account, payroll bank account and successor agency bank account are reconciled monthly by the Accountant that has no check preparation duties for the accounts. Canceled checks are not provided to the City although they are available online.
- The Finance Manager reviews and signs each monthly bank reconciliation.
- The Local Agency Investment Fund (LAIF) and other investment pool accounts (CalTrust) are reconciled quarterly by the Finance Manager.

General Ledger

- All journal entries are reviewed and signed by either the Administrative Services Director or Finance Manager.

Budget

- The City Manager and Administrative Services Director must sign a budget amendment for all over-budget amounts, with adequate explanation, unless the amendment requires City Council approval per approved policy.

Audits

- The City undergoes a yearly audit. As part of governmental auditing standards, the auditor must review and test the City's internal controls and issue a separate opinion on the City's internal control. The City has always received "clean" opinions on our financial report and on the auditors internal control report.

Flow of Information and Communication: Accessibility of financial information to all levels of the organization help to ensure correct and complete recording of financial transactions. Each day the Accounting System, generates daily revenue status and detail reports, expenditure status and detail reports and purchase order status reports which are accessible to all department managers over the City's network.

Monitoring: Monitoring activities are primarily following up on situations or transactions that come to the Finance Division's attention when processing revenues and expenditures. By following up with the other departments, Team members realize that the City operates with tight controls. This helps set the tone that the Finance Division monitors department financial transactions.

Conclusion: this summary of internal control concepts and specifically how the City works to safeguard the City of Oakley's assets, is how we ensure the safekeeping of our greatest assets. The City's Finance Division employees take great pride in the City's great financial record and strive to continue maintaining effective internal controls, consistent with professional standard and practices, in a very dynamic environment.

Information Technology Plan
Fiscal Year 2025/2026

3231 Main Street, Oakley, CA 94561
O (925) 625-7000 | F (925) 625-9859 | www.oakleyca.gov

This page intentionally left blank

Table of Contents

Message from the City Manager 1
1. City Profile 3
2. Technology Profile 3
2.1. Staff 3
2.2. Network Infrastructure 4
2.3. Hardware 5
2.4. Software 5
3. Principles and Mission 6
3.1. Principles 6
3.2. Information Technology Mission 7
4. Status of Information Technology Projects for the Prior Fiscal Year 8
5. Fiscal Year 2025/2026 Planned Information Technology Projects 8
6. Budget 9
7. Future Projects 10

Message from the City Manager

Dear Mayor Shaw and Councilmembers:

I am pleased to submit the City of Oakley's first annual Information Technology ("IT") Plan with the proposed Fiscal Year 2025/2026 ("FY 25/26") Budget. The IT Plan describes the City's technology strategy to help guide our technology investments and initiatives for the next Fiscal Year.

In this first iteration of the IT Plan, we continue to focus on the modernization of Oakley's services through technology. The Plan is designed to align with the technology goals and objectives in the City of Oakley Strategic Plan 2022-2027+ ("Strategic Plan 27+") to allow Oakley to be a sustainable, responsive, and transparent digital city with easy to use and accessible services for every resident, visitor, business and employee.

With the addition of our first in-house IT Manager in February 2024 and the implementation of a new IT support contract at the beginning of FY 2024/2025, we have made substantial progress in updating and upgrading software and equipment citywide to improve government operations and provide better services. In his first few weeks in the position, the IT Manager fully restored City operations within two weeks after the cyberattack and over the past 15 months, the IT Division has actively secured the City's technology and increased productivity by:

- Replacing the firewalls in the main building and the Police Department wing of City Hall for increased security.
- Replacing the aging and faulty SAN, removing major security and operational vulnerabilities.
- Replacing the City's aged backup solution and overhauling backup procedures to bring Oakley in line with best practices including immutable cloud backups.
- Bringing the City into compliance with Microsoft licensing requirements, removing potential risk of litigation.
- Removing the open public WiFi hotspot network.
- Creating a Generative Artificial Intelligence ("AI") Use Policy for staff.
- Updating and reimplementing the Email Retention Policy.

This fiscal year, the City reached full compliance and has maintained a zero-vulnerability score in ongoing Department of Homeland Security – Cybersecurity and Infrastructure Security Agency ("CISA") Cyber Hygiene Scans. The City also rolled out a new and accessible website in February (on budget and on schedule) with an easier to remember URL, up-to-date information and an easy to navigate and modern design.

As reported at City Council meetings over the past year, the City has implemented a new Enterprise Resource Planning system to wholly transform the way departments manage

our financial data. The rollout of the permitting and licensing software in FY 25/2026 will streamline community development and business management services and the planned future phases will transform planning, inspections, code enforcement and compliance. The continued expansion of the functionality of this technology solution will provide an unprecedented level of transparency and efficiency in the administration of services to the Oakley community.

I am proud of our many accomplishments and look forward to an even brighter future. Looking ahead, the City will continue to improve services with proven technologies. The proposed FY 25/26 IT Plan recommends $996,251 from the Information Technology Fund to update, upgrade and maintain technology that enables and enhances City services. Although the demand for technology investment continues to outpace available resources, the City strategically plans investments in technologies with the most impact. I look forward to continuing to accomplish our goals together.

Sincerely,

Joshua McMurray
City Manager

1. City Profile

The City of Oakley was incorporated in 1999, making it the youngest of the 19 incorporated cities in Contra Costa County. Located in eastern Contra Costa County, on the western edge of the San Joaquin Valley, it is east of and adjacent to the City of Antioch, north of and adjacent to the City of Brentwood, and west of Bethel Island. Oakley is bordered on the west by California State Route 160. Land uses range from a variety of urban uses in the developed portion of the community and nearby areas to the west and south, to agricultural land to the east and the Sacramento-San Joaquin Delta to the north.

The community is served by five elected officials and 97 full-time employees (when all approved positions are filled), a team of part-time and part-time-seasonal employees, and contractors within the following departments:

- City Manager
- Administrative Services
- Community Development
- Police
- Public Works and Engineering

The City operates on a one-year (annual) budget with the fiscal year running from July 1st through June 30th.

2. Technology Profile

The Information Technology ("IT") Division is responsible for the hardware, software, and technology infrastructure that supports the City's operations at its four sites, City Hall, the Public Works Operations Building, the Recreation Center and the Entrepreneur Center. IT provides technology support services citywide for all City staff, including, but not limited to: data information systems, network infrastructure, cybersecurity, phone system and other communication systems (e.g., mobile devices, radios, email, digital signs, etc.), audio/visual equipment, body-worn cameras, printing and duplication, workflow and document management and physical access control systems. IT does not oversee video surveillance systems nor the City's Geographical Information System ("GIS"). The Division also provides strategic planning consulting related to managing and maintaining the City's IT infrastructure citywide, including for parks technology.

2.1. Staff

From the City's incorporation in 1999 until early 2024, the City's IT services were solely provided by a Managed Service Provider ("MSP"), a third-party company that remotely managed the IT infrastructure and end-user systems and provided a full-time on-premise help desk technician. The MSP was managed by the Finance Director until mid-2023 when IT shifted to the City Manager's Office under the Assistant City Manager as part of the citywide reorganization. In early 2024, the City hired its first IT Manager, who assumed

management of the MSP. The agreement with the MSP was terminated at the end of FY 2023/2024 and the City contracted with a new MSP at the beginning of FY 2024/2025.

The full-time IT Manager manages and conducts the daily operations of the citywide IT portfolio. The IT Manager assists in the development of the IT budget, and manages and implements the City's IT policies, citywide software agreements and all contracts for IT improvement projects, as well as the City's contracted IT services:

- Keep It Simple ("KIS") MSP – one part-time on-premise Desktop Engineer, and remote services; and client, server, infrastructure and security services.
- AireSpring – telephone and internet services.
- T-Mobile and Verizon – mobile phone services.
- Canon – printer/copier leases.

The IT Manager reports to the Assistant City Manager, who directs the development of and monitors the IT budget, provides oversight to the IT Manager in the administration of IT policies, serves as the City's lead website administrator and, as the City's Public Information Officer, manages all social media platforms and service agreements related to public communications (i.e. electronic newsletter software and the City's primary graphic design software).

2.2. Network Infrastructure

The City's operations are based at four separate facilities throughout Oakley: City Hall, the Public Works Operations Building, the Recreation Center and the Entrepreneur Center.

City Hall

City Hall houses all divisions of the City Manager's Office; the Human Resources and Finance Division of the Administrative Services Department; all divisions of the Community Development Department; the Engineering and Capital Projects Division of the Public Works and Engineering Department; and all divisions of the Police Department. It includes the City Council Chambers (main Chamber and antechamber).

Public Works Operations Building

The Public Works Operations Building ("PWOB") houses the Public Works Maintenance Division.

Recreation Center

The Recreation Center houses the Recreation Division of the Administrative Services Department.

Entrepreneur Center

The Entrepreneur Center consists of leased offices and shared meeting spaces for businesses.

City Hall is the central hub from which all other Oakley locations branch. The PD, Recreation Center and Public Works Operations Building are full extensions of the City's network, while the Entrepreneur Center has minimal connectivity. Redundancy is built into critical points in the network to prevent or reduce downtime. For instance, there are primary and backup fiber connections at City Hall to ensure that we retain an Internet connection in the event that our primary connection goes down.

2.3. Hardware

The City of Oakley houses two main server rooms, one in the main building of City Hall and one in the wing that houses the Police Department. Virtual technology is used to run the majority of the servers for the City. The server room at City Hall houses three physical servers that host 30 virtual servers that provide the majority of the functions for the entire City. Beyond City Hall, a physical server resides within the datacenter at the Police Department to support Active Directory. In all, the City maintains and manages 34 servers using both physical and virtual platforms.

There are approximately 75 physical end-user workstations across all City-staffed sites.

2.4. Software

The City of Oakley standardizes Microsoft ("MS") Office 365 as the default office suite for word processing, spreadsheets, presentations, and email. The IT Division upgraded all staff members to MS Office 365 in 2022.

All City emails are processed through MS Exchange Online and then accessed by staff using MS Outlook. Spam filtering and malware protection are provided by AppRiver, an online vendor that removes 99% of spam, malware, and viruses before passing the legitimate emails onto the City's email server for distribution to staff. All emails are then passed through Office 365's built-in anti-spam filter for an additional layer of protection.

Content filtering of internet traffic is performed by the City's new firewalls which were installed at the end of 2024. All websites identified as possibly containing viruses, phishing, inappropriate content, or malicious intent are blocked. Endpoint Detection and Response software is installed on all Endpoints within the organization.

3. Principles and Mission

3.1. Principles

The use of technology in municipal government has increased dramatically since the City's incorporation, from simply supporting desktop computers and network servers to being a tool for productivity, and technology impacts almost every operation. As demand for technology applications has increased, the need to develop integrated plans has become critical for success. Proper implementation of technology can result in cost reductions, increased staff efficiency, and improved transparency. The IT Division supports government operations by enhancing efficiency across all departments.

The IT Division has four primary goals that support the overall City goals and IT objectives adopted by the City Council in the Strategic Plan 27+:

1. **Support and maintain critical infrastructure.** The City's technology infrastructure is aging and requires a focused effort towards modernization. In particular, three major areas outline our infrastructure direction: the City's network, telephony, and affordable cloud environments.

2. **Prepare and protect City systems.** Whether from a natural or man-made emergency, the City's information systems and communications must be operational and restored quickly if interrupted. From public safety radio communications to network and internet service, disaster preparedness and cyber security protections require constant vigilance.

3. **Make City operations more efficient and effective.** To provide the next generation of services, our technology needs to create efficiencies in cost and operations. Our data should help guide our way to finding this value, which requires additional sophistication in analytics and data science.

4. **Improve customer service experience.** Technology is transforming government services to be easier to use and more accessible. Replacing our legacy technologies, redesigning existing practices and innovating new services is key to our modernization efforts.

The IT Division operates on three guiding principles to achieve the goals outlined above:

1. **Purpose Driven.** All technology projects and implementations should be driven by a purpose of improving a process, enhancing security, increasing efficiency, and/or reducing cost. Technology should not be implemented for the sake of implementing technology. In order to adhere to this principle, major technology projects and implementations should have the support and input of stakeholders, which results in a higher rate of end-user adoption.

2. **Based on Value.** The solution chosen should be based on best value instead of price alone. Best value is based on neither the highest nor lowest price. Rather, it would be defined as receiving the maximum benefit for the goods or services purchased based on the lowest possible price. As a prerequisite, adequate funding for all technology initiatives should be defined and follow the City's Purchasing Policy before implementation.

3. **Standardization, Integration, Consolidation, and Scalability.** These are all critical considerations of any technology initiative. Standardization is the process of defining, procuring, and implementing consistent technologies whether by brand or type in order to achieve lower cost of procurement, minimize complexity of support, and maximize compatibility and interoperability. Integration is the ability for two or more separate systems or solutions to interoperate and communicate together. Consolidation is minimizing the use or maintenance of similar solutions or devices that perform the same function. Scalability is the ability for the solution or system to grow or consolidate along with the needs of the organization with minimal additional investment.

3.2. Information Technology Mission

Whereas the principles are the guidelines under which the IT Division operates, the Division's mission defines the daily operation and directs which projects are undertaken. All of the projects proposed in the Information Technology Plan are founded on the mission that the IT Division strives to achieve:

1. Achieve and maintain a high level of support to all City staff by reducing response times and increasing effectiveness in resolving issues.

2. Implement equipment and software solutions to increase efficiencies in processes, systems, and operations.

3. Implement innovative solutions to provide new features and functions to expand the value of City services for its residents and business

4. Reduce costs in operations and ongoing maintenance by identifying and assertively negotiating value-driven support and service contracts to replace or eliminate underutilized or obsolete systems.

4. Status of Information Technology Projects for the Prior Fiscal Year

In future years, this section will include a description of the IT projects completed in the prior fiscal year and the status of the ongoing projects.

5. Fiscal Year 2025/2026 Planned Information Technology Projects

The Information Technology Plan for FY 25/26 focuses on continuing to improve City operations through the use of technology, updating infrastructure and improving IT's level of service. The IT Plan is dependent on the adoption of the City's FY 25/26 Proposed Budget.

Beyond projects that require funding, the IT Division will also be committed to identifying ways to create efficiencies in all divisions and departments with the resources that the City already owns. When a solution or system is implemented, often the training provided to staff only focuses on the essentials and what's minimally necessary to accomplish the job function.

During this time when budget is limited, the IT Division can provide staff with additional training to enable more effective and efficient use of the City's existing solutions and systems.

Lastly, an ongoing priority for the IT Division is to continue to improve City operations through the use of technology. The IT Manager regularly meets with departments to seek their input and technological requests. The resulting input is also factored into the Information Technology Plan.

The following table lists the IT Division's projects slated for the FY 25/26. Each proposed project has been classified according to the IT Division's mission objectives addressed earlier in this plan. The departments that they benefit are also listed. The table does not include existing software and baseline IT services nor new software implementation. Any software exceeding $25,000 will be included as a project.

Project Name	Project Description	Departments or Divisions Benefitted	Proposed Budget (Estimate)
City Council Chambers AV Replacement Project	Update and replace the AV equipment in the City Council Chambers, which also serves as the City's Emergency Operations Center	All	$150,000
Police Department Domain Overhaul Project	Fully modernize and integrate the PD Domain.	Police Department	$ 35,000
Public Works Operations Building and Recreation Center Firewall Replacement Project	Replace older firewalls with next generation devices to bring locations in line with City Hall and PD.	Public Works (Maintenance) and Recreation	$ 35,000
		Total Estimated Cost	**$220,000**

6. Budget

The following table illustrates the revenues allocated to the IT Division for information technology needs in FY 25/26. The budget was created based on the City's information technology annual ongoing operational expenditures and estimates of the proposed FY 25/26 improvement projects.

Information Technology Fund (703)	
Beginning Balance	**$413,073**
FY 25/26 Projected Revenue	$976,432
FY 25/26 Proposed Expenditures	$996,251
Projected Ending Balance	**$393,254**

7. Future Projects

The IT Division will update the Information Technology Plan on a schedule that coincides with the City's Annual Budget. The IT Division will pursue the work with departments to identify areas where the injection of technology can increase staff efficiencies resulting in higher productivity, cost reduction, and/or added functionality. Some improvements such as internal staff training, applying best practices and clean-up can often be accomplished without the need for additional funds.

Technology is ever changing, constantly improving to make processes and devices more efficient and less costly. The IT Division is dedicated to seeking out those solutions that best adhere to our guiding principles while achieving the goals adopted in the City's Strategic Plan and IT's objectives to support City staff and better serve the City's residents and businesses.