PALMDALE

a place to call home

CITY COUNCIL
SUCCESSOR AGENCY
HOUSING AUTHORITY
INDUSTRIAL DEVELOPMENT AUTHORITY
PALMDALE AIRPORT AUTHORITY
PALMDALE CIVIC AUTHORITY
PALMDALE FINANCING AUTHORITY
CITY COUNCIL CHAMBER
38300 SIERRA HIGHWAY
SUITE B
PALMDALE, CA 93550
TUESDAY, MAY 6, 2025
5:00 PM
www.cityofpalmdaleca.gov

WELCOME

1. **CALL MEETING TO ORDER**

Note: All City Council memberships are reflected in their City Council titles.

2. **ROLL CALL**
   MAYOR LOA, MAYOR PRO TEM BETTENCOURT, COUNCILMEMBERS BISHOP, OHLSEN, ALARCÓN
   COMMISSIONERS FRAGA-SAENZ, BETTS

3. **PLEDGE OF ALLEGIANCE AND MOMENT OF SILENCE**

4. **PRESENTATIONS**

   4.1 Parks and Recreation Summer Highlights.
   Parks and Recreation Summer Updates.pdf

   4.2 Update on Fight Fentanyl Antelope Valley Campaign and Recognition of Palmdale High School Fentanyl Awareness PSA.

5. **PUBLIC COMMENTS**

The public is allotted to speak a total of three (3) minutes on each section of the agenda i.e. Consent Calendar, Joint Consent Caledar, Appointment-New Business, and Closed Session. As specified in the Brown Act, a speaker utilizing a translator will receive twice the amount of time specified. Any person who would like to address the Legislative Body on any agendized item may complete a speaker card for the City Clerk and identify the agenda item you would like to discuss.

6. **CONSENT CALENDAR**

All matters listed under the Consent Calendar will be enacted by one motion unless an item(s) is pulled by Council, in which case the item(s) will be removed from the Consent Calendar and will be considered separately following this portion of the Agenda.

6.1 Waive full reading of the Resolution(s) and/or Ordinance(s) to be considered and voted on at this meeting. (This allows for reading the title only in lieu of reciting the entire text).

6.2 Receive and File the Monthly and Quarterly Investment Reports for March 2025.
SR Monthly Investment Reports Mar 2025.docx
Rpt. Monthly & Quarterly Investment Reports Mar 2025.pdf

6.3 Adopt Resolution No. CC 2025-036, a Resolution of the City Council of the City of Palmdale approving the Palmdale Film Incentive Program; and Approve Memorandum of Understanding (MOU) with Visit Palmdale.
SR Palmdale Film Incentive Program.docx
Reso. No. CC 2025-036.docx
Palmdale Film Incentive Program Guidelines and Application.pdf
Agrmt A-9301 Palmdale Film Incentive Program MOU with Visit Palmdale.docx

6.4 Adopt Resolution No. CC 2025-038, a Resolution of the City Council of the City of Palmdale to Restate the Authorized Signatory and Receive the State of California Department of Housing and Community Development Permanent Local Housing Allocation (PLHA) Program Funds.
SR Reso. No. 2025-038.docx
Reso. No. CC 2025-038.docx

6.5 Adopt Resolution No. CC 2025-039, a Resolution of the City Council of the City of Palmdale to accept the Los Angeles County Measure A Local Solutions Funds.
SR Reso. No. 2025-039.docx
Reso No. CC 2025-039.docx

6.6 Approve agreement with Henisey Electric to provide temporary electrical and general services for Special Events for a total not to exceed amount of $535,000 for a term of three years with the option to extend two one-year terms.
SR Agrmt No. A-9313 with Henisey Electric.docx

Agrmt No. A-9313 with Henisey Electric.pdf

6.7 Approve the Second Amendment to Agreement with Applied Research Associates, Inc., for professional services for PN 711, pavement management program, increasing the ongoing Agreement by $150,000 for a total not to exceed and not guaranteed amount of $650,000.

SR Agrmt No. A-7687 Second Amendment to Agreement with ARA, Inc.docx
Agrmt No. A-7687 Second Amendment to Agreement with ARA, Inc.pdf
Agrmt No. A-7687 First Amendment with ARA, Inc.pdf
Agrmt No. A-7687 Original Ongoing Agreement with ARA Inc.pdf

6.8 Award agreement with All American Building Services for construction services for PN 862, Marie Kerr Park Swim Deck Expansion Project for a total not to exceed amount of $467,195 for a term of 50 working days from the date of the Notice to Proceed.

SR Agrmt No. A-8679 with All American Building Services.docx
Agrmt No. A-8679 with All American Building Services.pdf

6.9 Approve agreement with RHA Landscape Architects-Planners, Inc., for design services for PN 871, Oasis Park basin upgrades project for preliminary engineering/design for a total not to exceed amount of $306,597 for a term of 12 months from the date of the Notice to Proceed.

SR Agrmt No. A-9293 with RHA Landscape Architects-Planners Inc.docx
Agrmt No. A-9293 with RHA Landscape Architects-Planners, Inc.pdf

6.10 Award agreement with JT Construction Group, Inc., for construction services for PN 887, Marie Kerr Park Best of the West Concession Stand Project for a total not to exceed amount of $321,193 for a term of 45 working days from the date of the Notice to Proceed.

SR Agrmt No. A-9273 with JT Construction Group.docx
Agrmt No. A-9273 with JT Construction Group, Inc.pdf

6.11 Award agreement with Manhole Adjusting, Inc., for construction services for PN 911, FY 2025-26 local street resurfacing project for a total not to exceed amount of $5,677,916 for a term of 90 working days from the date of the Notice to Proceed.

SR Agrmt No. A-9261 with Manhole Adjusting, Inc.docx
Agrmt No. A-9261 with Manhole Adjusting Inc.pdf
Exh A Project Map.pdf

6.12 Adopt Resolution No. CC 2025-037, a Resolution of the City Council of the City of Palmdale adopting a list of projects for FY 2025-26 funded by Senate Bill 1: the Road Repair and Accountability Act of 2017.

SR Reso. No. CC 2025-037.docx
Reso. No. CC 2025-037.docx

6.13 Award and approve agreement with Landscape Connection Group Inc., for turf removal and replacement projects at Marie Kerr and Desert Sands Parks for a total not to exceed amount of $167,000 for a term of six months from the date of Notice to Proceed.

SR Agrmt No. A-9305 with Landscape Connection Group Inc.docx
Agrmt No A-9305 with Landscape Connection Group Inc.docx

6.14 Accept Notice of Completion (NOC) for PN 869 - Arterial Road Resurfacing Project on Palmdale Boulevard between 70th Street East and 90th Street East.

SR NOC.docx
NOC Sully-Miller.docx
Project Photo.pdf

6.15 Approve the minutes from the previous meeting.

Mins 04 12 2025.pdf
Mins 04 15 2025.pdf
Mins 04 15 2025 SM.pdf
Mins 04 29 2025.pdf

7. JOINT CONSENT CALENDAR CC/SA/HA/IDA/PAA/PCA/PFA

7.1 Receive and file the Annual Comprehensive Financial Reports for the year ended June 30, 2024, for the City of Palmdale, the Housing Authority of the City of Palmdale, the Palmdale Financing Authority, and the Palmdale Community Foundation.

SR Annual Comprehensive Financial Report FY 2024.docx
Rpt. City of PalmdaleAnnual Comprehensive Financial Report (ACFR) for the Year Ended June 30, 2024.pdf

8. APPOINTMENTS

8.1 Appoint seven (7) members and two (2) alternates to the Measure AV Oversight Committee.

SR MAV Apps.docx
MAV Apps.pdf

9. PUBLIC HEARING

9.1 Public Hearing to receive Public Comments on the Draft 2025-29 Consolidated Plan and 2025-26 Action Plan; Review and Adopt Resolution No. 2025-035 A Resolution of the City Council of The City of Palmdale Approving the 2025-2029 Consolidated Plan and the 2025-2026 Action Plan; Accepting CDBG and Home Grant Funds for Fiscal Year 2025-26; and Authorizing the City Manager to submit

and execute the application for Federal Assistance, required certifications, all related documents, and agreements with sub-recipients.

SR Public Hearing Con Plan 2025-2030.docx
Reso. No. CC 2025-035.docx
Atch 1 Consolidated Plan 2025-2029.pdf

10. **CITY MANAGER'S REPORT**

11. **NON-AGENDA PUBLIC COMMENTS*:***
Now is the time for public participation on items not listed on the agenda. Individual speakers are limited to three (3) minutes each.

12. **COUNCIL REPORTS, ANNOUNCEMENTS AND REQUESTS FOR FUTURE AGENDA ITEMS**

13. **PRESENTATION BY CITY ATTORNEY**

    13.1 CONFERENCE WITH LEGAL COUNSEL—ANTICIPATED LITIGATION
    Significant exposure to litigation pursuant to paragraph (2) or (3) of subdivision (d) of Section 54956.9: (1 potential case – facts and circumstances unknown to potential plaintiffs)

14. **ANNOUNCEMENT BY CITY ATTORNEY**

15. **ADJOURN** meeting to May 21, 2025, at 5:00 p.m. in the City Hall Council Chamber located at 38300 Sierra Highway, Suite B, Palmdale, California.

Americans with Disabilities Act (ADA) Accommodations
In accordance with the Americans with Disabilities Act of 1990, if you require a disability-related modification or accommodation to participate in this meeting, please contact the City Clerk's Office at (661) 267-5151 at least 48 hours prior to the meeting.

If you require oral translation, please contact the City Clerk's Office at (661) 267-5151 at least 48 hours prior to the meeting.

DEPARTMENT OF PARKS AND RECREATION

Summer Program Highlights

CITY COUNCIL MEETING MAY 6, 2025

Independence Day and Summer Concert Series

Palmdale Amphitheater, gates open at 6pm

July 4: Live Music and Fireworks Celebration, kids free!

Summer concert tickets launch Thursday, start at just $12!

July 19: Country music star

July 26: Funk music legends

August 9: R&B superstars

August 16: Pop-rock innovators

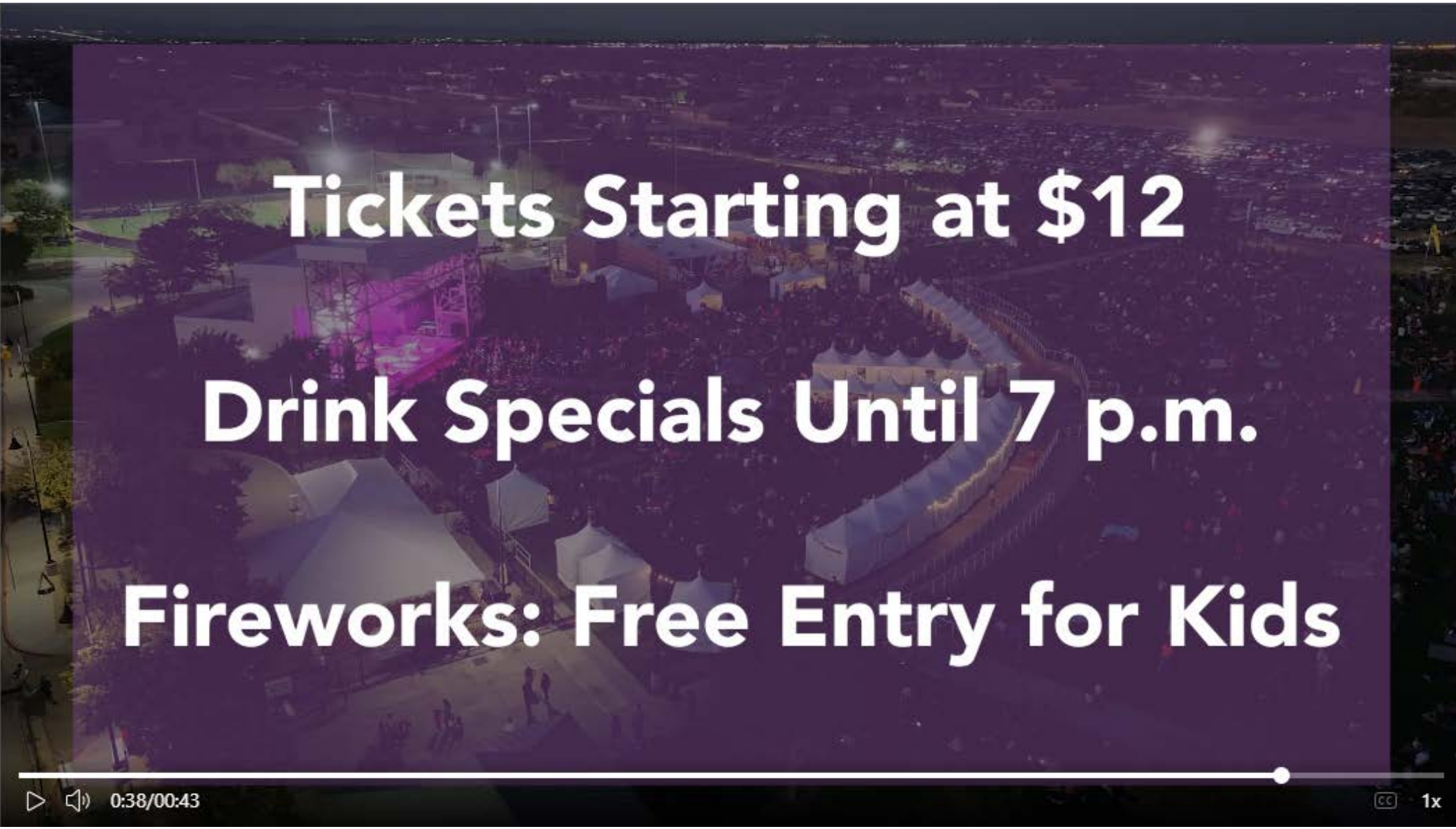
Tickets Starting at $12
Drink Specials Until 7 p.m.
Fireworks: Free Entry for Kids
0:38/00:43
1x

Family Movies Under the Stars

Palmdale Amphitheater
Gates open at 6pm and kids are free!

- June 27: Moana 2
- July 11: Inside Out 2
- July 27: Kung Fu Panda 4
- August 8: Despicable Me 4

DryTown Water Park Improvements

DryTown Water Park 20th Anniversary

2 million in off-season improvements!

Opening May 24

Season extended, two additional weekends

20th Anniversary, $20 Ticket Tuesday

Anniversary giveaways, branded merchandise, and concession specials

Live radio broadcasts

Aquatic Programming

Opening June 7

Courson, Marie Kerr, Palmdale Oasis, and McAdam Pools

Swim Lessons
Water Resistance Exercise
Novice Swim Team
Recreation Swim
Junior Lifeguard
Senior and Adult Lap Swim

Farmers Market

Palmdale Oasis Park

May 16 – October 31

Live Music Opening Day and Every First Friday of the Month

Produce and Fresh Made Goods

Kids Activities and More!

Free Summer Programming

June 14: Family Health and Fitness Day, Domenic Massari and Marie Kerr Parks

July: Parks Make Life Better Month, Popsicle Park Pop-Ups

July 9 – August 2: Summer Play Program, Marie Kerr and Oasis Recreation Centers

Join Us!

City Council Staff Report

DATE: **MAY 6, 2025**

TO: **HONORABLE MAYOR AND CITY COUNCIL**

FROM: **OPERATIONS DEPARTMENT**
FINANCE DIVISION

DISTRICT: **ALL**

SUBJECT: **RECEIVE AND FILE THE MONTHLY AND QUARTERLY INVESTMENT ACTIVITY REPORTS FOR MARCH 2025**

RECOMMENDATION

Staff recommend that the City Council:

Receive and file the March 2025 monthly and quarterly investment activity reports for the City of Palmdale and Successor Agency.

BACKGROUND

Pursuant to Section 16 of the City and Successor Agency Investment Policy, the City Treasurer shall prepare and present monthly and quarterly reports on investments to the City Manager/Executive Director and the City Council/Directors. The reports shall detail the type of investment, issuer's name, purchase date, maturity date, amount of deposit, and interest rate. This information shall be provided for all City and Successor Agency pooled investments and for Certificates of Participation, Revenue Bonds, Tax Allocation Bonds, Assessment Districts, and Community Facilities District accounts managed by outside Fiscal Agents.

The monthly and quarterly investment reports provide a synopsis of the City and Successor Agency's investment activity. They provide information on assets, allocations, average maturities, yields, and book valuations. The interest rates presented are the most current rates available as of the date of this report.

The market values presented for pooled City and Successor Agency investments are based on closing prices for the related investment as of the date of this report. This information was obtained from the Wall Street Journal, Bloomberg Financial Markets, Capital Market Finances, or other reliable sources of market prices.

DISCUSSION

Compliance with Investment Policy

For March, the City's invested portfolio totaled $319,326,390, a decrease of $1,575,370 from the previous month and a decrease of $3,626,433 compared to the prior year. The monthly decrease was the result of a Government Agency Paper maturity that occurred during the month.

The par value of Successor Agency's portfolio as of March was $9,693,075. The balance decreased by $479,602 from the prior month due to debt service payments paid during the month.

All investments meet criteria appropriate to Section 8 of the Investment Policy. The portfolios are based on a combination of various investments, including CDs, Corporate Notes, US Treasury Securities, and Government Agency Paper, each adhering to portfolio percentage limitations.

The Finance Division is the custodian for the City and Successor Agency's investment portfolio and follows the three main principles of both entities' investment policies: 1) Investment in financial instruments that mitigate the risk of monetary losses stemming from market fluctuations; 2) Establish and maintain a portfolio that has sufficient liquidity to allow the City and Successor Agency to meet all anticipated cash requirements; and, 3) Seek out investment instruments that provide a competitive market rate of return.

Liquidity

One core approach the Finance Division focuses on is providing liquidity to meet the City and Successor Agency's operational requirements. Thus, the City invests in two pooled funds, Local Agency Investment Fund (LAIF) and the California Asset Management Program (CAMP). These are intended for daily operational activities and can be used during economic uncertainties for ongoing operating and maintenance needs. The pooled funds provide a higher liquidity ratio to ensure the City and Successor Agency meet cash flow requirements.

The City's LAIF balance at the end of March was $110,008,322, no changes reported from the prior month.

The Successor Agency's LAIF balance at the end of March was $3,857,312, no changes reported from the prior month.

The City's CAMP balance at the end of March was $52,367,136 compared to $52,169,146 in February. The increase is due to interest earned during the month.

The interest rates presented are the most current rates available as of the date of this report. As of March 31, 2025, the interest rates for LAIF and CAMP investments were at 4.313 percent and 4.47 percent, respectively. By comparison, the LAIF and CAMP interest rates at the end of February were 4.333 percent and 4.51 percent. This time last year, LAIF and CAMP rates were at 4.232 percent and 5.48, respectively.

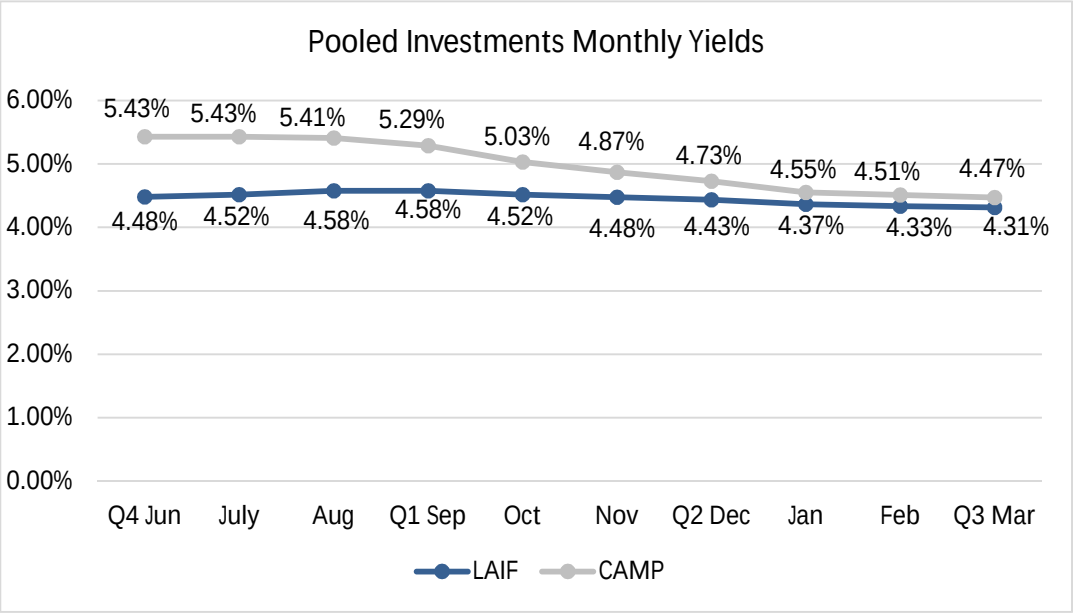

The chart above shows the LAIF and CAMP average monthly yields from June 2024 through March 2025. The difference between the two funds' performance is primarily due to their varying pool characteristics. CAMP's portfolio composition is more prone to market volatility, resulting in performance variations.

Diversity

The Finance Division aims to diversify the investment portfolios to avoid incurring unreasonable and avoidable risks regarding specific security types or individual financial institutions.

The City and Successor Agency's investment portfolios remain strongly diversified. The monthly and quarterly reports include all investments held by both entities and current book values as of March 31, 2025.

The City and Successor Agency are expected to have sufficient funds to meet their expenditure requirements for the next six months. The Finance Division will continue to monitor current economic conditions and the impact on interest rates.

Attached are summaries of the investments in the City and Successor Agency's books as of March 31, 2025.

FISCAL IMPACT

$0; There is no fiscal impact associated with the recommended actions for this report.

STRATEGIC PLAN

Goal II: Ensure long-term fiscal health of the City and maintain funding for services.

B. Manage resources, costs, and liabilities to ensure the City's long-term fiscal health.

C. Involve and expand engagement to enhance public oversight and transparency.

Prepared by:	Janelle Samson, Director of Operations
Certified as to availability of Funds:	Janelle Samson, Director of Operations
Approved by:	Salvador Mendez, City Manager ProTem
Approved as to form:	Alexandra Halfman, Acting City Attorney

ATTACHMENTS

Rpt. Monthly and Quarterly Investment Reports Mar 2025

CITY OF PALMDALE
TREASURER'S REPORT OF INVESTMENTS
MARCH 31, 2025

CITY OF PALMDALE INVESTMENTS

PURCHASE DATE	MATURITY DATE	FUND	ACCOUNT/ INSTITUTION	INTEREST RATE	PAR AMOUNT	PURCHASE AMOUNT	INVESTED AMOUNT
U.S. TREASURY SECURITIES				Yield			
03-19-21	12-31-25	CITY	9128285T3 U.S. Treasury Note	2.63	3,000,000.00	3,260,634.36	2,902,140.00
05-11-21	02-28-26	CITY	9128286F2 U.S. Treasury Note	0.66	3,000,000.00	3,261,331.50	2,888,310.00
07-12-21	12-31-25	CITY	9128285T3 U.S. Treasury Note	2.63	5,000,000.00	5,451,958.35	4,836,900.00
03-08-23	03-31-26	CITY	9128286L9 U.S. Treasury Note	2.25	3,200,000.00	3,029,330.80	3,064,000.00
01-03-24	12-31-26	CITY	912828YX2 U.S. Treasury Note	0.04	5,000,000.00	4,696,880.23	4,666,600.00
01-03-24	06-30-27	CITY	91282CEW7 U.S. Treasury Note	0.04	5,000,000.00	4,897,630.28	4,825,200.00
01-03-24	09-30-27	CITY	91282CFM8 U.S. Treasury Note	0.04	2,500,000.00	2,523,771.66	2,472,450.00
01-08-24	02-15-26	CITY	91282CGL9 U.S. Treasury Note	0.04	5,000,000.00	4,987,205.23	4,932,250.00
01-08-24	06-15-26	CITY	91282CHH7 U.S. Treasury Note	0.04	5,000,000.00	5,001,760.94	4,942,800.00
12-18-24	09-30-29	CITY	91282CFL0 U.S. Treasury Note	0.39	5,000,000.00	4,977,094.45	4,977,094.45
12-18-24	10-31-29	CITY	91282CFT3 U.S. Treasury Note	0.40	5,000,000.00	4,988,321.47	4,988,321.47
12-18-24	11-30-29	CITY	91282CFY2 U.S. Treasury Note	0.39	5,000,000.00	4,942,086.29	4,942,086.29
01-02-25	12-31-29	CITY	91282CGB1 U.S. Treasury Note	0.39	3,000,000.00	2,949,835.02	2,949,192.75
			TOTAL U.S. TREASURY SECURITIES		$ 54,700,000.00	$ 54,967,840.58	$ 53,387,344.96
GOVERNMENT AGENCY PAPER							
06-10-20	06-16-25	CITY	3133ELK37 Federal Farm Credit	0.78	5,000,000.00	5,000,000.00	4,781,500.00
04-01-21	04-01-25	CITY	3133EMUP5 Federal Farm Credit	0.71	5,000,000.00	5,000,000.00	4,826,404.05
05-11-21	09-04-25	CITY	3133EJYM5 Federal Farm Credit	0.59	1,000,000.00	1,103,275.25	976,880.00
05-11-21	09-04-25	CITY	3133EJYM5 Federal Farm Credit	0.57	2,000,000.00	2,208,460.00	1,953,760.00
06-04-21	11-07-25	CITY	3135G06G3 Fannie Mae	0.55	3,000,000.00	2,993,675.25	2,826,750.00
06-30-21	12-30-25	CITY	3130AMRQ7 Federal Home Loan Note	0.88	3,000,000.00	3,000,000.00	2,821,947.30
07-29-21	04-29-26	CITY	3130AN5C0 Federal Home Loan Note	1.05	4,000,000.00	4,010,455.13	3,734,320.00
12-17-21	11-12-25	CITY	3134GXBM5 Federal Home Loan Note	1.15	1,150,000.00	1,125,785.50	1,082,265.00
12-17-21	06-23-25	CITY	3133ENHW3 Federal Farm Credit	1.17	10,000,000.00	10,000,000.00	9,595,310.20
12-20-21	07-30-25	CITY	3136G4ZP1 Fannie Mae	0.65	3,500,000.00	3,444,175.00	3,339,331.94
12-20-21	09-24-25	CITY	3134GWUG9 Freddie Mac	0.57	10,000,000.00	9,806,600.00	9,459,892.40
12-21-21	12-22-26	CITY	3133ENJC5 Federal Farm Credit	1.29	5,000,000.00	5,000,000.00	4,589,481.35
06-29-22	08-12-25	CITY	3133EL3P7 Federal Farm Credit	3.34	1,810,000.00	1,660,349.20	1,722,111.58
06-24-22	02-26-27	CITY	3130AL5A8 Federal Home Loan Note	3.33	5,000,000.00	4,479,000.00	4,533,218.00
08-17-22	10-27-26	CITY	3134GW4C7 Freddie Mac	0.80	5,000,000.00	4,539,500.00	4,562,202.10
01-06-23	02-25-27	CITY	3130AQRH8 Federal Home Loan Note	4.38	5,000,000.00	4,590,638.89	4,670,265.65
01-06-23	04-19-27	CITY	3130ARHJ3 Federal Home Loan Note	4.38	5,000,000.00	4,801,354.86	4,801,570.80
05-18-23	05-18-27	CITY	3133EPKC8 Federal Farm Credit	5.39	5,000,000.00	5,000,000.00	4,991,602.80
06-05-23	05-30-28	CITY	3133EPLE3 Federal Farm Credit	4.67	2,815,000.00	2,822,746.50	2,790,565.80
05-03-24	05-01-28	CITY	3133ERCX7 Federal Farm Credit	5.17	5,000,000.00	5,000,000.00	5,000,777.50
12-03-24	12-04-29	CITY	3130B3XP3 Federal Home Loan	4.50	1,000,000.00	1,000,000.00	1,000,000.00
12-04-24	12-02-27	CITY	3133ERE23 Federal Farm Credit	4.32	1,000,000.00	1,000,000.00	1,000,000.00
01-27-25	07-27-27	CITY	3130B4RC7 Federal Home Loan Bank	4.50	3,000,000.00	3,000,000.00	3,000,000.00
01-28-25	07-21-27	CITY	3130B4QA27 Federal Home Loan Bank	4.55	3,000,000.00	3,000,000.00	3,000,000.00
			TOTAL GOVERNMENT AGENCY PAPER		$ 95,275,000.00	$ 93,586,015.58	$ 91,060,156.47

CITY OF PALMDALE
TREASURER'S REPORT OF INVESTMENTS
MARCH 31, 2025

PURCHASE DATE	MATURITY DATE	FUND	ACCOUNT/ INSTITUTION	INTEREST RATE	PAR AMOUNT	PURCHASE AMOUNT	INVESTED AMOUNT
CERTIFICATES OF DEPOSIT							
01-04-24	06-15-26	CITY	05580A4Y7 BMW Bank of NA	4.03	240,000.00	243,434.40	238,848.00
01-04-24	11-30-27	CITY	46656MVH1 JPMorgan Chase Bank	4.76	240,000.00	242,022.91	240,415.20
01-04-24	12-28-28	CITY	09582YAV4 Blue Ridge Bank	4.09	240,000.00	240,948.00	234,677.60
06-11-24	06-12-28	CITY	59541KCV7 Mid-Missouri Bank	5.15	245,000.00	245,034.57	243,510.50
06-11-24	06-11-26	CITY	38150VUZ0 Goldman Sachs Bank	5.05	245,000.00	245,033.90	245,615.57
06-13-24	06-13-29	CITY	89235MPP0 Toyota Financial SGS	4.65	245,000.00	245,000.00	246,281.17
06-14-24	06-15-26	CITY	34520LBC6 Forbright Bank	5.05	245,000.00	245,000.00	245,699.42
06-14-24	06-14-28	CITY	307811KA6 Farmers & Merchs Bank	5.00	245,000.00	245,000.00	242,169.22
06-14-24	06-14-29	CITY	69503PAB7 Pacific Valley Bank	5.20	245,000.00	245,000.00	243,313.18
06-17-24	06-17-26	CITY	8562855V9 State Bank of India	5.10	245,000.00	245,000.00	245,875.30
06-18-24	06-18-29	CITY	229083AA8 Evangeline Bank & Trust	5.30	245,000.00	245,000.00	245,000.16
06-20-24	06-22-26	CITY	06051XER9 Bank of America NA	5.05	245,000.00	245,000.00	245,737.44
06-21-24	06-22-26	CITY	35634MAE1 Freedom Bank/Maywood NJ	5.05	245,000.00	245,000.00	245,737.72
06-25-24	06-25-29	CITY	09776DAG9 BOM Bank	5.35	245,000.00	245,000.00	245,000.11
			TOTAL CERTIFICATES OF DEPOSIT		$ 3,415,000.00	$ 3,421,473.78	$ 3,407,880.59
05-17-23	03-01-26	CITY	30231GAT9 Exxon Mobile Corporation	3.04	1,000,000.00	982,084.11	967,125.82
05-17-23	03-02-26	CITY	194162AQ6 Colgate-Palmolive	4.80	1,000,000.00	1,035,553.33	997,703.43
05-17-23	01-26-26	CITY	742718FY0 Procter & Gamble	4.10	1,000,000.00	1,018,471.67	987,387.46
01-04-24	07-27-26	CITY	61761J3R8 Morgan Stanley	4.70	500,000.00	481,185.25	478,020.00
01-04-24	06-15-26	CITY	46625HRS1 JPMorgan Chase & CO	4.52	500,000.00	484,840.25	481,325.00
01-04-24	03-02-28	CITY	718172CE7 Philip Morris Intl Inc	4.49	500,000.00	474,395.25	466,815.00
01-04-24	04-01-27	CITY	808513BW4 Charles Schaw Corp	4.68	500,000.00	479,390.25	477,190.00
01-09-24	06-02-26	CITY	11271LAA0 Brookfield Fin Inc	5.13	500,000.00	490,115.25	489,610.00
01-09-24	11-28-28	CITY	05565QDH8 BP Capital Markets PLC	4.48	500,000.00	483,460.25	475,490.00
01-09-24	01-28-26	CITY	06406RAQ0 Bank OF NY Mellon Corp	4.52	500,000.00	463,355.25	466,490.00
01-09-24	07-09-27	CITY	22550L2K6 Crdit Suisse New York	4.92	500,000.00	500,910.25	495,950.00
01-09-24	08-15-28	CITY	797440CE2 San Diego G & E	4.49	500,000.00	509,340.25	497,940.00
01-09-24	07-01-27	CITY	75973QAA5 Reneissance Financial	5.01	500,000.00	475,470.25	473,980.00
01-09-24	01-27-26	CITY	780082AD5 Royal Bank of Canada	4.97	500,000.00	496,930.25	492,915.00
08-27-24	02-01-29	CITY	06406RBN6 Bank of NY Mellon Corp	4.20	656,000.00	663,116.29	663,116.29
			TOTAL CORPORATE BONDS		$9,156,000	$9,038,618	$ 8,911,058.00
STATE OF CALIFORNIA LOCAL AGENCY INVESTMENT FUND							
09-01-84	n/a	CITY	98-19-620	0.78	56,352,264.25	56,352,264.25	56,352,264.25
9-19-2024	n/a	PFA	40-19-078		36,500,000.00	36,500,000.00	38,918,234.07
9-28-2021	n/a	ARPA	19-19-004	0.78	14,737,823.36	14,737,823.36	14,737,823.36
			TOTAL LAIF ACCOUNTS		$ 107,590,087.61	$ 107,590,087.61	$ 110,008,321.68
CAMP- CALIFORNIA ASSET MANAGEMENT PROGRAM							
6080-01	n/a	CITY	6080-01	0.30	52,367,136.45	52,367,136.45	52,367,136.45
			TOTAL CAMP ACCOUNTS		$ 52,367,136.45	$ 52,367,136.45	$ 52,367,136.45
UBS FINANCIAL SERVICES							
n/a	n/a	CITY		0.00	184,492.15	184,492.15	184,492.15
			TOTAL UBS FINANCIAL SERVICES ACCOUNTS		$ 184,492.15	$ 184,492.15	$ 184,492.15
			TOTAL CITY INVESTMENTS		$ 322,687,716.21	$ 321,155,664.30	$ 319,326,390.30

CITY OF PALMDALE
TREASURER'S REPORT OF INVESTMENTS
MARCH 31, 2025

PURCHASE DATE	MATURITY DATE	FUND	ACCOUNT/ INSTITUTION	INTEREST RATE	PAR AMOUNT	PURCHASE AMOUNT	INVESTED AMOUNT
			LIBRARY INVESTMENTS				
STATE OF CALIFORNIA LOCAL AGENCY INVESTMENT FUND							
11-20-84	n/a	LIBRARY	16-19-012	0.78			13,626.52
			TOTAL LIBRARY INVESTMENTS				$ 13,626.52
			FISCAL AGENT CASH				
SIERRA GATEWAY COMMUNITY FACILITIES DISTRICT 91-1							
Fiscal Agent: U.S. Bank National Association (fka First Trust)							
05-10-95	n/a	BOND	95421220	0.35			119.42
05-10-95	n/a	IMPROVEMENT	95421222	0.10			173,558.80
			TOTAL SIERRA GATEWAY COMMUNITY FACILITIES DISTRICT 91-1				$ 173,678.22
BOND PROCEEDS							
RITTER RANCH COMMUNITY FACILITIES DISTRICT 93-1							
Fiscal Agent: U.S. Bank National Association (fka First Trust)							
04-06-95	n/a	RESERVE-SEN	95420880	n/a			13.77
04-06-95	n/a	IMPV-ACQUI	95420884	0.01			2,888,893.77
04-06-95	n/a	BOND	95420887	0.15			0.15
			TOTAL RITTER RANCH COMMUNITY FACILITIES DISTRICT 93-1				$ 2,888,907.69
BOND PROCEEDS							
ANAVERDE COMMUNITY FACILITIES DISTRICT 2003-1							
Fiscal Agent: U.S. Bank National Association (fka First Trust)							
08-01-19	n/a	SP TAX - B BOND	242969000	0.00			74.33
08-01-19	n/a	RESERVE	242969003	0.00			722,950.68
08-01-19	n/a	SP TAX - REFNDING BOND	242969004	0.01			15,151.43
			TOTAL ANAVERDE COMMUNITY FACILITIES DISTRICT 2003-1				$ 738,176.44
BOND PROCEEDS							
2005 $7.2M COMMUNITY FACILITIES DISTRICT 05-1 (TRADE AND COMMERCE CENTER) REFUNDED 2021							
Fiscal Agent: U.S. Bank National Association (fka First Trust)							
	n/a	SPEC TRB SER A/B	251009000	0.01			341,461.86
	n/a	RESERVE FUND	251009001	0.01			640,974.80
			TOTAL 2005 $7.2M COMMUNITY FACILITIES DISTRICT 05-1 (TRADE AND COMMERCE CENTER) REFUNDED 2021				$ 982,436.66

CITY OF PALMDALE
TREASURER'S REPORT OF INVESTMENTS
MARCH 31, 2025

PURCHASE DATE	MATURITY DATE	FUND	ACCOUNT/ INSTITUTION	INTEREST RATE	PAR AMOUNT	PURCHASE AMOUNT	INVESTED AMOUNT
BOND PROCEEDS							
2006-1 GODDE HILL ESTATE SEWER IMPROVEMENTS LOIB							
Fiscal Agent: U.S. Bank National Association (fka First Trust)							
11-08-06	n/a	REDEMPTION FUND	106844000	0.01			102,139.91
11-08-06	n/a	ADM EXP	106844002	0.01			1,785.94
11-08-06	n/a	RESERVE FUND	106844003	0.01			86,282.91
			TOTAL 2006-1 GODDE HILL ESTATE SEWER IMPROVEMENTS LOIB				$ 190,208.76
2015 HA DEBT SERVICE RESERVE							
Fiscal Agent: Bank of America							
11-19-15	n/a	DEBT SVC RESERVE	1257964992	0.08			40,673.37
			TOTAL 2015 HA DEBT SERVICE RESERVE				$ 40,673.37
PARS RESTRICTED CASH FOR PENSION STABILIZATION TRUST FUND							
05-23-18	n/a	CITY	104790895775 Public Agency Retirement Service	2.60			10,316,668.28
			TOTAL PARS PENSION TRUST FUND				$ 10,316,668.28
BOND PROCEEDS							
2015 HA $4.3M MULTIFAMILY HOUSING REVENUE BONDS							
Fiscal Agent: U.S. Bank National Association (fka First Trust)							
09-03-15	n/a	BOND FUND	277067000	0.00			195,146.40
09-03-15	n/a	INTEREST ACCT	277067001	0.01			5.87
09-03-15	n/a	BOND RESERVE	277067003	0.00			281,019.61
09-03-15	n/a	REPAIR & REPLACE FUND	277067004	0.00			1,325,897.37
			TOTAL 2015 HA $4.3M MULTIFAMILY HOUSING REVENUE BONDS				$ 1,802,069.25

CITY OF PALMDALE
TREASURER'S REPORT OF INVESTMENTS
MARCH 31, 2025

PURCHASE DATE	MATURITY DATE	FUND	ACCOUNT/ INSTITUTION	INTEREST RATE	PAR AMOUNT	PURCHASE AMOUNT	INVESTED AMOUNT
BOND PROCEEDS							
2017 PFA $17.4M LEASE REVENUE BONDS							
Fiscal Agent: U.S. Bank National Association (fka First Trust)							
04-05-17	n/a	REVENUE FUND	271128000	0.00			0.98
04-05-17	n/a	REVENUE REFUNDING BOND	271128001	n/a			0.03
$42,830	n/a	REVENUE REFUNDING BOND	271128002				0.10
		TOTAL 2017 PFA $17.4M LEASE REVENUE BONDS					$ 1.11
BOND PROCEEDS							
2023 A&B SERIES ACQUISITION & CONSTRUCTION REVENUE BOND							
Fiscal Agent: U.S. Bank National Association (fka First Trust)							
			248041000				7.49
11-30-23	n/a	INTEREST	248041001				560,554.17
11-30-23	n/a	REVENUE FUND	248041004				13.54
11-30-23	n/a	INTEREST	248041007				0.38
11-30-23	n/a	REVENUE FUND	248041008				4,800,240.22
		TOTAL 2023 A&B SERIES B ACQUISITION & CONSTRUCTION REV BOND					$ 5,360,815.80
		GRAND TOTAL - FISCAL AGENT CASH					$ 22,493,635.58

SUMMARY OF CASH AND INVESTMENTS
Page 1 of 1

Cash on Hand			$ 3,241,181
Pooled Cash Investments			
City:	$	311,872,590	
Insur Fund:	$	7,453,801	$ 319,326,391
Library Investments			$ 13,627
Subtotal			$ 322,581,199
City/AD/CFD/PCA/PFA/HA Fiscal Agent Cash			$ 22,493,636
Grand total			$ 345,074,835

The interest rate quoted on LAIF, AIM, and Fiscal Agent/Trustee accounts is the most current rate available.
LAIF & AIM interest Rates are as of March 31, 2025

CITY OF PALMDALE
TREASURER'S REPORT OF INVESTMENTS
MARCH 31, 2025

CITY OF PALMDALE

POOLED CASH - LOCAL AGENCY INVESTMENT FUND (LAIF), CALIFORNIA ASSET MANAGEMENT PROGRAM (CAMP), & UBS FINANCIAL SERVICES

TRANSACTION DATE	DEPOSIT	WITHDRAWAL	INTEREST RECEIVED	BALANCE
LAIF - CITY ACCOUNT 98-19-620				
Beginning Balance				$ 56,352,264.25
Subtotal	$ -	$ -	$ -	$ 56,352,264.25
LAIF - PFA ACCOUNT 40-19-078				
Beginning Balance				$ 38,918,234.07
Subtotal	$ -	$ -	$ -	$ 38,918,234.07
LAIF - LIBRARY ACCOUNT 16-19-012				
Beginning Balance				$ 13,626.52
Subtotal	$ -	$ -	$ -	$ 13,626.52
LAIF - ARPA ACCOUNT 19-19-004				
Beginning Balance				$ 14,737,823.36
Subtotal	$ -	$ -	$ -	$ 14,737,823.36
CAMP				
Beginning Balance				$ 52,169,146.01
03-31-25			$ 197,990.44	
Subtotal	$ -	$ -	$ 197,990.44	$ 52,367,136.45
UBS Financial Services				
Beginning Balance				$ 37,550.40
03-31-25			$ 237,554.25	
03-31-25		$ (90,612.50)		
Subtotal	$ -	$ (90,612.50)	$ 237,554.25	$ 184,492.15
Total	$ -	$ (365,938.10)	$ 710,870.29	$ 162,573,576.80

CITY OF PALMDALE
TREASURER'S REPORT OF INVESTMENTS
MARCH 31, 2025

CITY OF PALMDALE

POOLED CASH - INVESTMENTS MATURED OR CALLED

TN = US Treas
FP = Federal P
CD = Certificate

C = Call
M = Maturity
CB = Corporate Bond

ISSUER	PURCHASE DATE	MATURITY DATE		FACE VALUE REDEEMED	INTEREST RECEIVED	NET FUNDS	INVESTED AMOUNT	GAIN/ (LOSS)
3130A5DH9 Federal Home Loan Note	06-29-22	03-28-25	FP	1,950,000.00	15,112.50	1,965,112.50	1,920,301.71	- 29,698.29
				$ 1,950,000.00	$ 15,112.50	$ 1,965,112.50	$ 1,920,301.71	$ 29,698.29

Total Number of Transactions:

CITY OF PALMDALE
TREASURER'S REPORT OF INVESTMENTS
MARCH 31, 2025

POOLED CASH - INVESTMENTS PURCHASED

TN = US Treasury
FP = Federal Paper
CD = Certificate of Deposit
CN = Corporate Notes

ISSUER	PURCHASE DATE	MATURITY DATE	FACE VALUE	PREMIUM / (DISCOUNT)	PURCHASE PRICE	ACCRUED INTEREST PURCHASED	NET PURCHASE	Yield
							-	
							-	
							-	
			$ -	$ -	$ -	$ -	$ -	

Total Number of Transactions:

SUCCESSOR AGENCY TO THE COMMUNITY REDEVELOPMENT AGENCY OF THE CITY OF PALMDALE
TREASURER'S REPORT OF INVESTMENTS
March 31, 2025

PURCHASE DATE	MATURITY DATE	FUND	ACCOUNT/ INSTITUTION	INTEREST RATE	INVESTED AMOUNT	TOTAL
LAIF - SA ACCOUNT 65-19-035						
09-01-84	n/a	SA Account	65-19-035	0.78	3,857,311.77	
						$ 3,857,311.77
			FISCAL AGENT CASH			
BOND PROCEEDS						
CRA - 2002 Sub Lien Tax Allocation Bonds $5.3M ($5,329,748.25)						
Fiscal Agent: U.S. Bank National Association						
08-20-02	n/a	Reserve Fund	94460700	2.54	534,917.23	
08-20-02	n/a	Interest Acct	94460701	0.04	41,439.14	
08-20-02	n/a	Principal Acct	94460702	0.04	370.47	
TOTAL CRA - 2002 Sub Lien Tax Allocation Bonds $5.3M ($5,329,748.25)						$ 576,726.84
BOND PROCEEDS						
2016 SA $31.5M Tax Allocation Refunding Bonds Series A						
Fiscal Agent: U.S. Bank National Association (fka First Trust)						
04-26-16	n/a	Debt Service	245113000	0.00	6.18	
04-26-16	n/a	Interest Acc	245113001	N/A	0.00	
TOTAL 2016 SA $31.5M Tax Allocation Refunding Bonds Series A						$ 6.18
GRAND TOTAL - FISCAL AGENT CASH						$ 576,733.02

SUMMARY OF CASH AND INVESTMENTS

Cash on Hand	$	5,259,030
Pooled Cash Investments	$	3,857,312
Successor Agency Fiscal Agent Cash	$	576,733
Grand total	$	9,693,075

* The interest rate quoted on LAIF and Fiscal Agent/Trustee accounts is the most current rate available.
LAIF interest rates are as of March 31, 2025.

SUCCESSOR AGENCY TO THE COMMUNITY REDEVELOPMENT AGENCY OF THE CITY OF PALMDALE
TREASURER'S REPORT OF INVESTMENTS
March 31, 2025

POOLED CASH - STATE OF CALIFORNIA LOCAL AGENCY INVESTMENT FUND (LAIF)

TRANSACTION DATE	DEPOSIT	WITHDRAWAL	INTEREST RECEIVED	BALANCE
LAIF - SA ACCOUNT 65-19-035				
Beginning Balance				3,857,311.77
Subtotal	$ -	$ -	$ -	$ 3,857,311.77

PORTFOLIO REVIEW AND ANALYSIS

City of Palmdale

Palmdale, CA

As of Date: 03/31/2025 | Pricing as of: 03/21/2025 | Date of Analysis: 04/15/2025

Account Executive: Bill Blackwill

Portfolio Overview

Book Value	312,258
# Securities	67
Average Size (Book)	4,661
Yield at Book	1.57
Market Yield	2.39
$ Gain/Loss	-2,275
% Gain/Loss	-0.7%
Average Life	0.85
Average Life +300bps	0.95
% Price Change +100bps	-0.79
% Price Change +300bps	-2.37
Effective Duration	0.78
Effective Convexity	-0.01
AFS / HTM%	100% / 0%
Fixed / Floating	100% / 0%
ESG/Green Par (000's)	$500 / $500

Sector Allocation

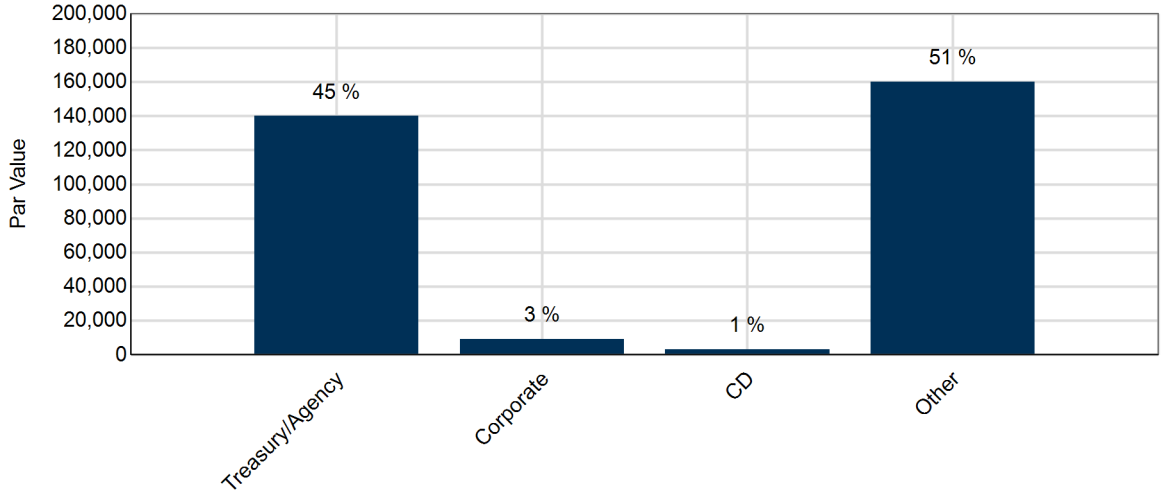

Average Life vs Price Sensitivity

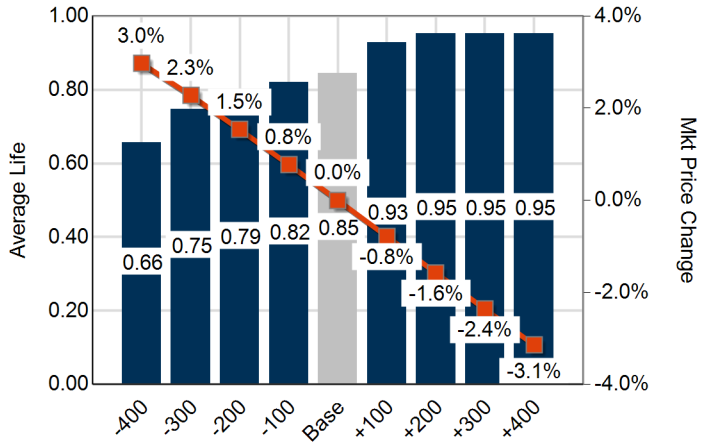

Annual Projected Cash Flows By Sector

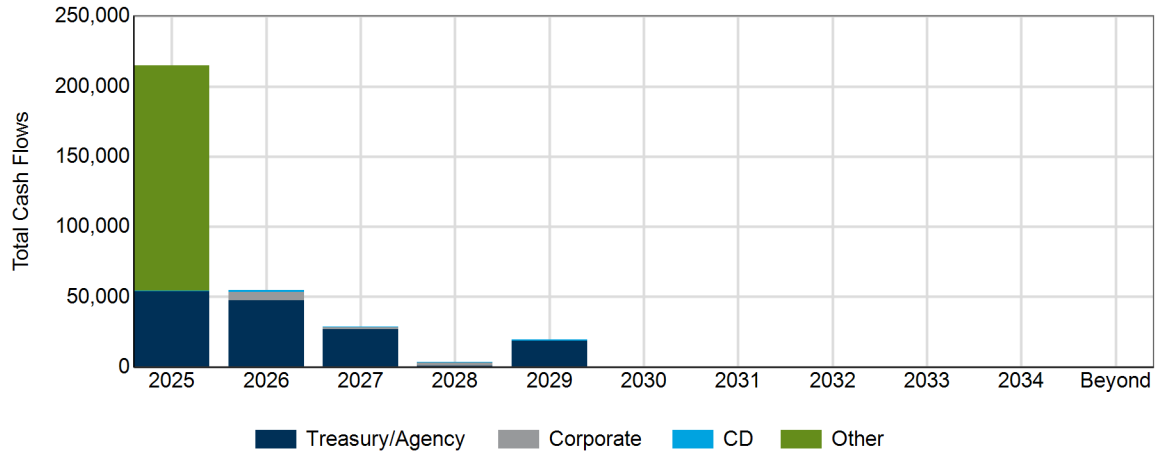

Historical Portfolio Overview

	03/31/2025	12/31/2024	09/30/2024	06/30/2024
Book Value	312,258	319,145	334,816	353,483
Yield at Book	1.57	1.46	1.30	1.40
Yield at Book (+100)	1.57	1.46	1.30	1.40
Yield at Book (+300)	1.57	1.46	1.30	1.40
Yield at Book (-100)	1.57	1.46	1.30	1.40
WAL	0.85	0.85	0.71	0.90
WAL (+100)	0.93	0.91	0.73	0.90
WAL (+300)	0.95	0.91	0.73	0.90
WAL (-100)	0.82	0.83	0.66	0.79
% Price Change (+100)	-0.8%	-0.8%	-0.6%	-0.8%
% Price Change (+300)	-2.4%	-2.3%	-1.9%	-2.3%
% Price Change (-100)	0.8%	0.8%	0.6%	0.7%
Effective Duration	0.78	0.78	0.62	0.74
Effective Convexity	-0.01	0.00	-0.01	-0.02
$ Gain/Loss	-2,275	-3,465	-3,212	-6,469
% Gain/Loss	-0.7%	-1.1%	-1.0%	-1.8%
$ Gain/Loss (+300)	-9,608	-10,857	-9,473	-14,399
Principal Cash Flow 2 yrs out	89%	86%	87%	83%
Principal Cash Flow 2 yrs out (+100)	87%	83%	86%	83%
Principal Cash Flow 2 yrs out (+300)	85%	83%	86%	83%
Principal Cash Flow 2 yrs out (-100)	89%	87%	89%	88%

Portfolio Sector Summary

Sector	Portfolio %	Par Value	Cpn	Maturity	Book Value	Yield @Bk	Market Value	Yield	% Price Change -100	+100	+300	Gain/(Loss) $	%	Effective WAL	Dur	Cvx	AFS %
Treasury (13)	17.5%	54,700	3.33	2.4 yrs	54,700	3.33	54,177	4.06	2.3	-2.2	-6.3	-523	-1.0%	2.43	2.23	0.08	100 %
Agency Bullet (3)	1.9%	6,000	1.76	0.5 yrs	6,000	1.76	5,915	4.36	0.5	-0.5	-1.5	-85	-1.4%	0.54	0.51	0.01	100 %
Callable Agency (19)	25.4%	79,275	1.86	1.5 yrs	79,275	1.86	77,670	4.39	1.0	-1.2	-3.6	-1,605	-2.0%	1.09	1.10	-0.11	100 %
Treasury/Agency (35)	44.8%	139,975	2.43	1.8 yrs	139,975	2.43	137,762	4.26	1.5	-1.5	-4.6	-2,213	-1.6%	1.59	1.52	-0.03	100 %
Finance (10)	1.7%	5,156	3.63	2.0 yrs	5,156	3.63	5,091	4.54	1.7	-1.7	-5.1	-65	-1.3%	1.88	1.73	0.02	100 %
Industrial (4)	1.1%	3,500	3.86	1.2 yrs	3,500	3.86	3,472	4.35	1.1	-1.1	-3.3	-28	-0.8%	1.21	1.11	0.00	100 %
Utility (1)	0.2%	500	4.95	3.4 yrs	500	4.95	504	4.66	3.1	-3.0	-8.7	4	0.9%	3.32	3.04	0.10	100 %
Corporate (15)	2.9%	9,156	3.79	1.8 yrs	9,156	3.79	9,067	4.47	1.6	-1.6	-4.6	-89	-1.0%	1.70	1.56	0.02	100 %
NCD (13)	1.0%	3,170	4.97	2.4 yrs	3,170	5.00	3,196	4.47	1.2	-1.4	-5.0	26	0.8%	2.47	1.33	-0.21	100 %
CD (13)	1.0%	3,170	4.97	2.4 yrs	3,170	5.00	3,196	4.47	1.2	-1.4	-5.0	26	0.8%	2.47	1.33	-0.21	100 %
Cash & Other (4)	51.2%	159,957	0.62	0.1 yrs	159,957	0.62	159,957	0.62	0.1	-0.1	-0.3	0	0.0%	0.11	0.09	0.00	100 %
Other (4)	51.2%	159,957	0.62	0.1 yrs	159,957	0.62	159,957	0.62	0.1	-0.1	-0.3	0	0.0%	0.11	0.09	0.00	100 %
Total (67)	100.0%	312,258	1.57	0.9 yrs	312,258	1.57	309,983	2.39	0.8	-0.8	-2.4	-2,275	-0.7%	0.85	0.78	-0.01	100 %

Shocked Analysis

	-300	-200	-100	Base	+100	+200	+300
Par Value	312,258	312,258	312,258	312,258	312,258	312,258	312,258
Book Value	312,258	312,258	312,258	312,258	312,258	312,258	312,258
Market Value	317,046	314,736	312,379	309,983	307,545	305,089	302,650
Gain/(Loss)	4,788	2,478	121	-2,275	-4,713	-7,169	-9,608
Gain/(Loss) %	1.5%	0.8%	0.0%	-0.7%	-1.5%	-2.3%	-3.1%
Gain/(Loss) % - Chg from Base	2.3%	1.5%	0.8%	0.0%	-0.8%	-1.6%	-2.4%
Book Price	100.00	100.00	100.00	100.00	100.00	100.00	100.00
Yield at Book	1.57	1.57	1.57	1.57	1.57	1.57	1.57
Market Price	101.53	100.79	100.04	99.27	98.49	97.70	96.92
Market Yield	-0.61	0.38	1.38	2.39	3.39	4.39	5.39
WAL	0.75	0.79	0.82	0.85	0.93	0.95	0.95
Effective Duration	0.70	0.74	0.76	0.78	0.80	0.80	0.80
Effective Convexity	-0.05	-0.01	-0.01	-0.01	-0.01	0.01	0.01

Change in Gain/Loss by Rate Shock Scenario

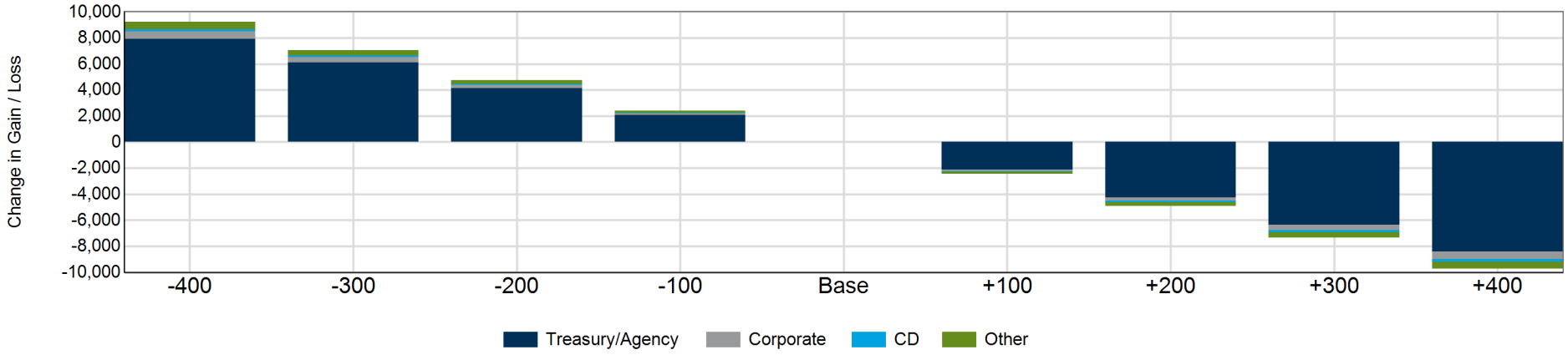

Price Risk & Market Value Change by Sector

	AFS						HTM					
	% Change in Market Value from Level					Eff	% Change in Market Value from Level					Eff
Sector	-100	Mkt Value	+100	+200	+300	Dur	-100	Mkt Value	+100	+200	+300	Dur
Treasury/Agency	1.5%	137,762	-1.5%	-3.1%	-4.6%	1.5%						
Corporate	1.6%	9,067	-1.6%	-3.1%	-4.6%	1.6%						
CD	1.2%	3,196	-1.4%	-3.2%	-5.0%	1.3%						
Other	0.1%	159,957	-0.1%	-0.2%	-0.3%	0.1%						
Total	0.8%	309,983	-0.8%	-1.6%	-2.4%	0.8%						
Scenario Market Val	312,379	309,983	307,545	305,089	302,650							
Scenario Gain/Loss	121	-2,275	-4,713	-7,169	-9,608							

Total Portfolio (AFS + HTM):	
% Change in Market Val from Level	
-200 bps	1.5%
-100 bps	0.8%
Level Market Val	309,983
+100 bps	-0.8%
+200 bps	-1.6%
+300 bps	-2.4%
+400 bps	-3.1%
Effective Duration	*0.78*
Effective Convexity	-0.01

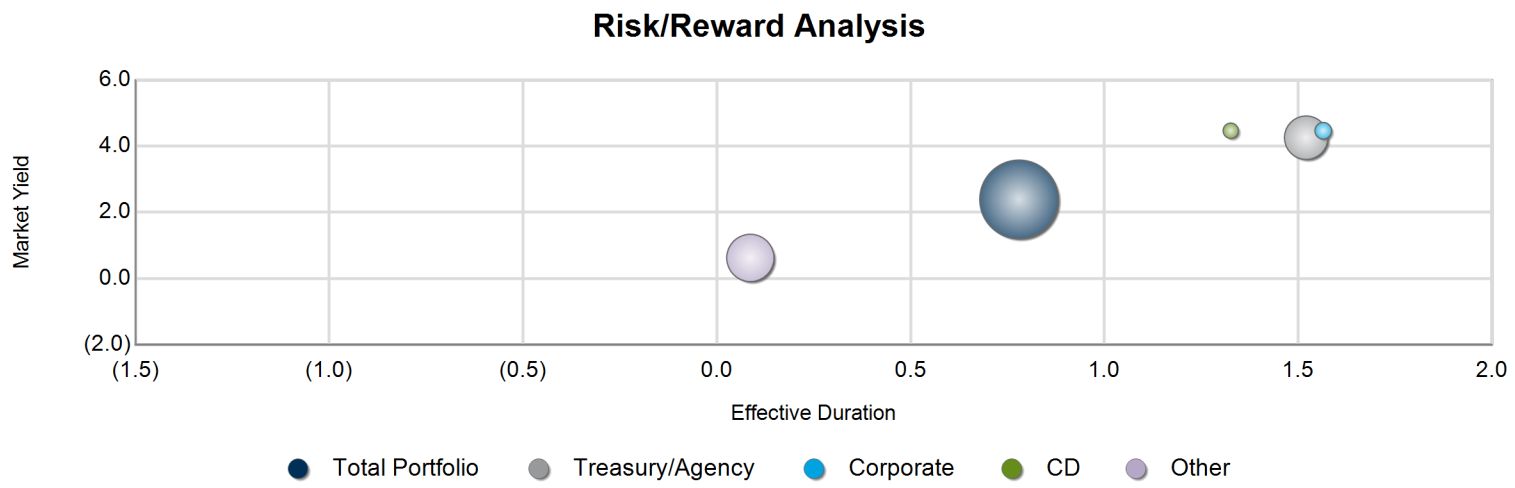

Peer Group Comparison

Peer	As of Date	Book Value	G/L %	Yield @Bk	Average Life Base	Average Life -100	Average Life +300	% Price Change -100	% Price Change +100	% Price Change +300	Effective Dur	Effective Cvx	UST Agy	Fix MBS	ARM	Fix CMO	Flt CMO	Agy CMBS	Sm Bus.	Prv Label	Muni	Corp	CD & Oth	% Fixed	% AFS
1	02/25	263,134	-1.2	3.63	2.4	2.3	2.4	2.2	-2.1	-6.2	2.1	0.0	47%	0%	0%	0%	0%	0%	0%	0%	22%	19%	12%	100%	100%
2	03/25	241,442	-1.1	2.87	2.3	2.3	2.3	2.2	-2.1	-6.2	2.2	0.1	69%	0%	0%	0%	0%	0%	0%	0%	11%	9%	11%	100%	100%
3	03/25	220,795	-1.3	2.94	1.4	1.4	1.9	1.3	-1.4	-4.5	1.4	-0.1	60%	0%	0%	0%	0%	0%	0%	0%	12%	21%	7%	100%	100%
4	03/25	188,434	-1.2	3.34	1.0	0.9	2.6	1.0	-1.4	-5.1	1.2	-0.4	100%	0%	0%	0%	0%	0%	0%	0%	0%	0%	0%	100%	100%
5	12/24	179,040	-6.1	3.11	5.1	5.0	5.1	4.5	-4.2	-12.0	4.3	0.2	34%	1%	0%	0%	0%	29%	0%	0%	23%	12%	0%	100%	100%
6	03/25	156,653	-0.4	3.64	1.0	1.0	1.3	0.9	-1.0	-3.1	0.9	-0.1	21%	0%	0%	0%	0%	2%	0%	0%	37%	1%	40%	100%	100%
7	03/25	155,321	-0.4	4.65	3.7	3.3	4.5	2.2	-2.3	-7.6	2.3	-0.1	3%	10%	13%	11%	9%	12%	5%	0%	16%	23%	0%	76%	100%
8	02/25	133,020	-0.7	4.01	1.9	1.8	2.2	1.8	-1.8	-5.5	1.8	0.0	80%	0%	0%	0%	0%	0%	0%	0%	5%	9%	7%	100%	100%
9	02/25	126,417	-1.0	2.89	1.2	1.1	1.4	1.1	-1.1	-3.4	1.1	-0.1	54%	0%	0%	0%	0%	2%	0%	0%	0%	0%	44%	100%	100%
10	03/25	105,519	-1.1	3.80	2.4	2.4	2.7	2.2	-2.2	-6.6	2.2	0.0	59%	0%	0%	1%	0%	8%	0%	6%	0%	15%	11%	99%	100%
11	02/25	98,797	-1.3	3.09	2.3	2.3	2.3	2.1	-2.0	-5.9	2.1	0.1	49%	0%	0%	0%	0%	26%	0%	0%	5%	1%	19%	100%	100%
12	01/25	88,082	-2.7	2.87	2.3	2.0	2.5	2.0	-2.1	-6.2	2.0	-0.1	59%	0%	0%	0%	0%	0%	0%	0%	9%	15%	17%	100%	100%
13	03/25	82,000	-0.2	3.99	0.4	0.4	2.5	0.4	-0.9	-4.0	0.7	-0.4	100%	0%	0%	0%	0%	0%	0%	0%	0%	0%	0%	100%	100%
14	01/25	63,761	-0.5	4.22	1.9	1.8	2.3	1.7	-1.8	-5.3	1.7	-0.1	35%	2%	0%	4%	0%	0%	0%	0%	0%	17%	42%	91%	100%
15	01/25	61,219	0.7	5.94	1.0	0.9	1.1	0.9	-0.9	-2.8	0.9	-0.1	20%	0%	0%	0%	0%	0%	0%	0%	33%	0%	47%	99%	100%
16	03/25	54,422	-1.9	2.82	2.3	2.2	2.3	2.1	-2.1	-6.0	2.1	0.0	100%	0%	0%	0%	0%	0%	0%	0%	0%	0%	0%	100%	100%
17	02/25	53,686	-1.2	3.46	2.0	2.0	2.2	1.9	-1.9	-5.5	1.9	0.0	48%	0%	0%	0%	0%	0%	0%	0%	3%	13%	36%	99%	100%
18	03/25	53,178	0.0	4.37	1.5	1.5	2.6	1.5	-1.7	-5.7	1.6	-0.2	54%	0%	0%	0%	0%	9%	0%	0%	0%	0%	36%	100%	100%
19	02/25	51,066	-4.0	2.27	2.4	1.9	2.8	2.0	-2.2	-6.8	2.1	-0.2	81%	0%	0%	0%	0%	0%	0%	0%	2%	0%	17%	100%	100%
20	03/25	47,663	-2.0	2.36	1.9	1.9	1.9	1.8	-1.8	-5.2	1.8	0.0	99%	0%	0%	0%	0%	0%	0%	0%	0%	0%	1%	100%	100%
21	03/25	38,181	1.5	5.58	1.4	1.4	1.4	1.4	-1.3	-3.9	1.3	0.0	2%	0%	0%	0%	0%	0%	0%	0%	74%	2%	22%	100%	100%
22	03/25	36,997	2.3	5.40	2.9	2.9	2.9	2.7	-2.6	-7.6	2.6	0.1	0%	0%	0%	0%	0%	80%	0%	0%	2%	0%	18%	100%	100%
23	01/25	31,093	-1.8	3.63	2.1	1.8	2.7	1.7	-2.0	-6.2	1.8	-0.3	26%	0%	0%	0%	0%	21%	0%	0%	1%	3%	50%	100%	100%
24	12/24	26,647	-0.9	4.53	4.3	4.1	4.3	3.8	-3.6	-10.4	3.7	0.1	59%	15%	0%	0%	0%	26%	0%	0%	0%	0%	0%	100%	100%
25	12/24	25,297	-2.1	3.10	2.1	2.0	2.2	1.9	-1.9	-5.6	1.9	-0.1	30%	0%	0%	0%	0%	10%	0%	0%	16%	6%	39%	100%	100%
Avg		103,274	-1.1	3.70	2.1	2.0	2.5	1.9	-1.9	-5.9	1.9	-0.1	52%	1%	1%	1%	0%	9%	0%	0%	11%	7%	19%	99%	100%
Port		312,258	-0.7	1.57	0.8	0.8	1.0	0.8	-0.8	-2.4	0.8	0.0	45%	0%	0%	0%	0%	0%	0%	0%	0%	3%	52%	100%	100%
Diff		208,984	0.4	-2.13	-1.3	-1.2	-1.5	-1.1	1.2	3.5	-1.1	0.1	-7%	-1%	-1%	-1%	0%	-9%	0%	0%	-11%	-4%	33%	1%	0%

* Peer group includes Public Entitys that have received portfolio analysis from Stifel in the last three months with the closest portfolio book values.

Summary Peer Comparison

Yield and Average Life Peer Comparison

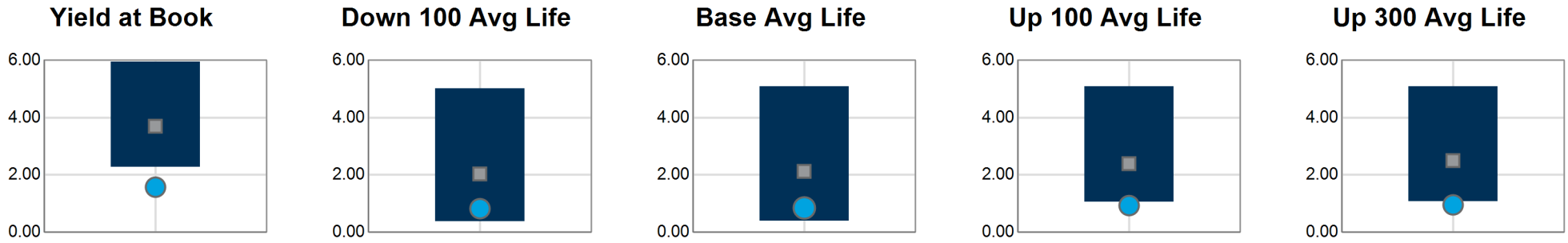

Price Risk Peer Comparison

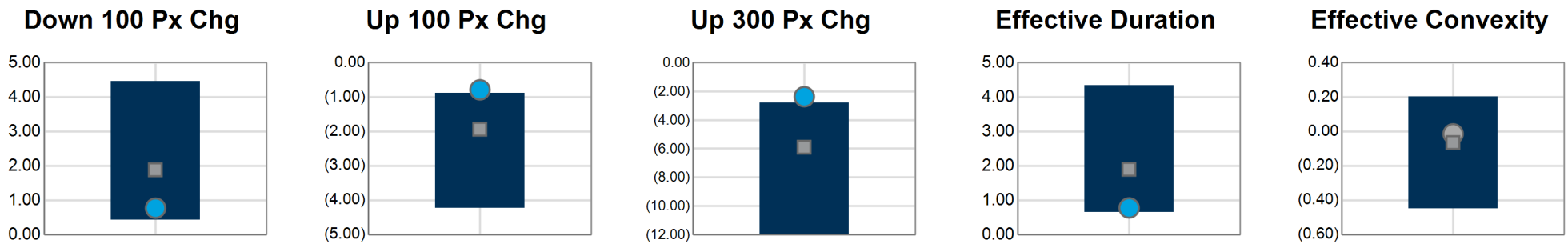

Porfolio vs. Peer Allocations

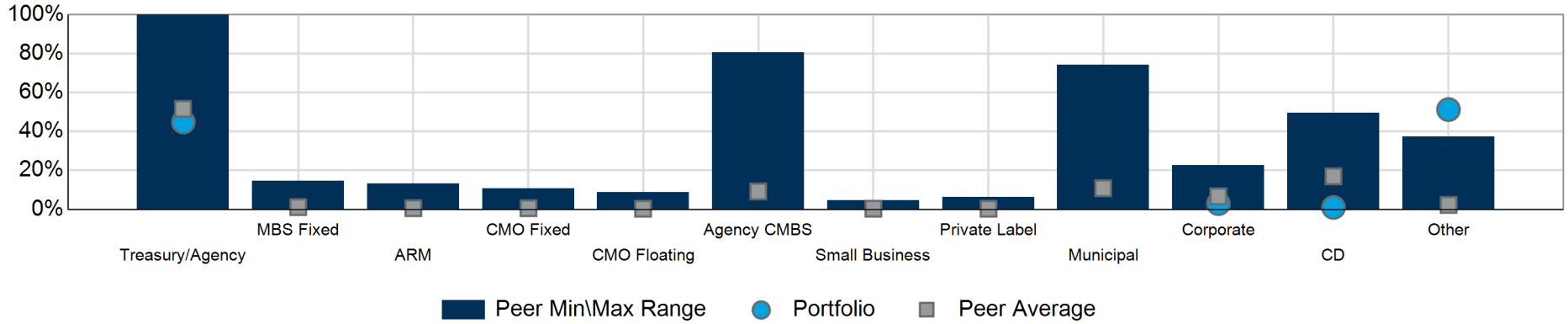

Each box contains the range of your peer group, the top and bottom of the boxes being the max and min. The gray box is the avg. of your peers within the range and the blue dot represents your position.

Cash Flow and Rolloff Yield - Next 12 Months

Yield Rolloff				
Month	Begin BY	Principal CF	Rolloff Yld	Ending BY
Apr 2025	1.57	159,957	0.62	2.57
May 2025	2.57	0		2.57
Jun 2025	2.57	15,000	1.04	2.73
Jul 2025	2.73	3,500	0.65	2.79
Aug 2025	2.79	1,810	0.53	2.82
Sep 2025	2.82	13,000	1.13	3.00
Oct 2025	3.00	2,815	4.69	2.96
Nov 2025	2.96	4,150	0.53	3.05
Dec 2025	3.05	11,000	2.15	3.15
Jan 2026	3.15	2,000	3.40	3.15
Feb 2026	3.15	8,000	3.45	3.12
Mar 2026	3.12	5,200	2.89	3.13

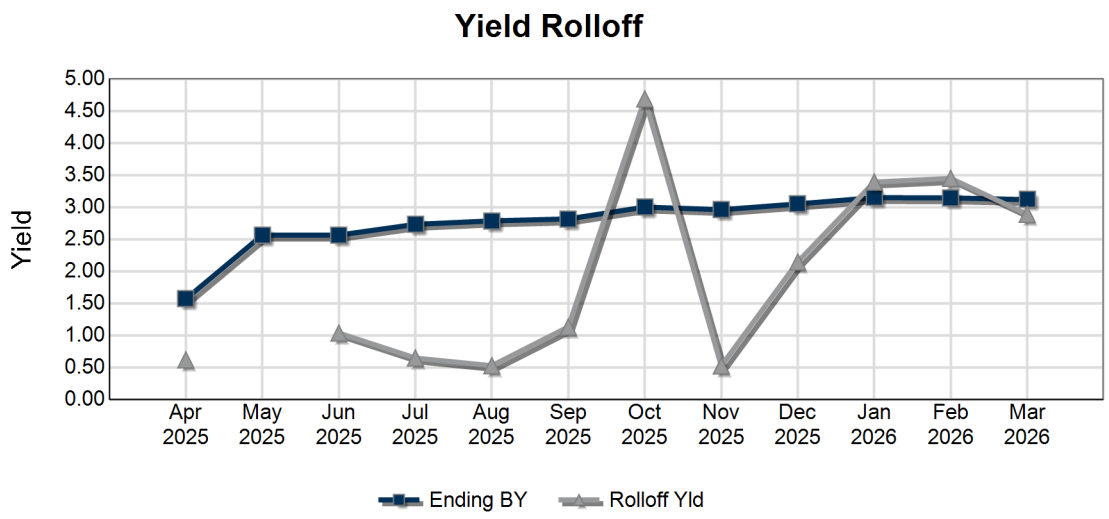

Shocked Principal and Interest Cash Flow Analysis							
Year	-300	-200	-100	Base	+100	+200	+300
Apr 2025	165,688	165,688	160,688	160,688	160,688	160,688	160,688
May 2025	8,162	3,137	3,137	322	322	322	322
Jun 2025	15,629	15,629	15,629	15,629	15,629	15,629	15,629
Jul 2025	3,712	3,712	3,712	3,712	3,712	3,712	3,712
Aug 2025	2,006	2,056	2,056	2,056	2,056	2,056	2,056
Sep 2025	13,310	13,310	13,310	13,310	13,310	13,310	13,310
Oct 2025	153	153	233	3,097	233	233	233
Nov 2025	4,407	4,407	4,407	4,407	4,407	4,407	4,407
Dec 2025	17,559	12,559	12,561	11,551	11,551	11,551	11,551
Jan 2026	6,214	2,203	7,243	2,203	2,203	2,203	2,203
Feb 2026	8,192	8,242	8,242	8,242	8,242	8,242	8,242
Mar 2026	5,429	5,429	5,429	5,435	5,435	5,435	5,435

Cash Flow and Rolloff Yield - Next 10 Years

Yield Rolloff				
Year	Begin BY	Principal CF	Rolloff Yld	Ending BY
2025	1.57	211,232	0.81	3.15
2026	3.15	52,165	2.96	3.36
2027	3.36	27,480	2.86	4.00
2028	4.00	2,646	4.31	3.96
2029	3.96	18,735	3.96	
2030				
2031				
2032				
2033				
2034				

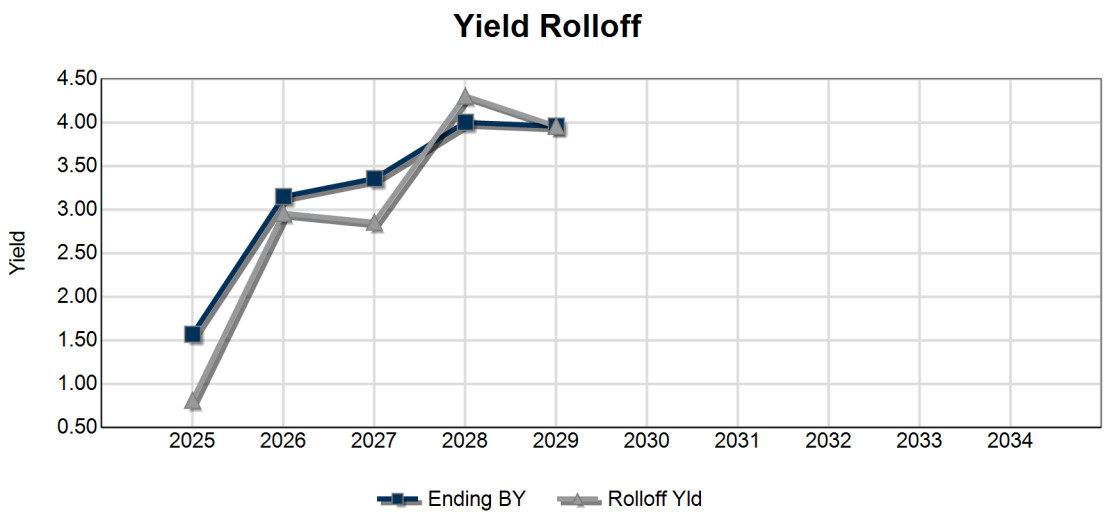

Shocked Principal and Interest Cash Flow Analysis							
Year	-300	-200	-100	Base	+100	+200	+300
2025	230,626	220,651	215,732	214,772	211,973	211,973	211,973
2026	53,425	58,585	58,649	54,790	50,054	45,054	45,054
2027	14,222	19,245	23,795	28,879	27,235	27,494	27,494
2028	2,952	2,952	3,459	3,464	9,663	14,793	14,793
2029	19,458	19,458	19,458	19,458	23,638	23,638	23,638

Sector Cash Flow - Next 12 Months

		Apr 25	May 25	Jun 25	Jul 25	Aug 25	Sep 25	Oct 25	Nov 25	Dec 25	Jan 26	Feb 26	Mar 26	Bk Yld Chg
Treasury/Agency	Cash Flow	220	303	15,559	3,644	2,025	13,258	3,085	4,387	11,481	136	8,210	3,384	
	End BY	2.43	2.43	2.60	2.66	2.69	2.88	2.83	2.92	3.02	3.02	2.98	3.01	0.58
Corporate	Cash Flow	8	9	19	63	27	47	8	9	19	2,063	27	2,047	
	End BY	3.79	3.79	3.79	3.79	3.79	3.79	3.79	3.79	3.79	3.89	3.89	3.89	0.10
CD	Cash Flow	4	10	52	4	4	4	4	10	52	4	4	4	
	End BY	5.00	5.00	5.00	5.00	5.00	5.00	5.00	5.00	5.00	5.00	5.00	5.00	0.00
Other	Cash Flow	160,455												
	End BY													
Total	Cash Flow	160,688	322	15,629	3,712	2,056	13,310	3,097	4,407	11,551	2,203	8,242	5,435	
	End BY	2.57	2.57	2.73	2.79	2.82	3.00	2.96	3.05	3.15	3.15	3.12	3.13	0.57

Total Cash Flows By Sector

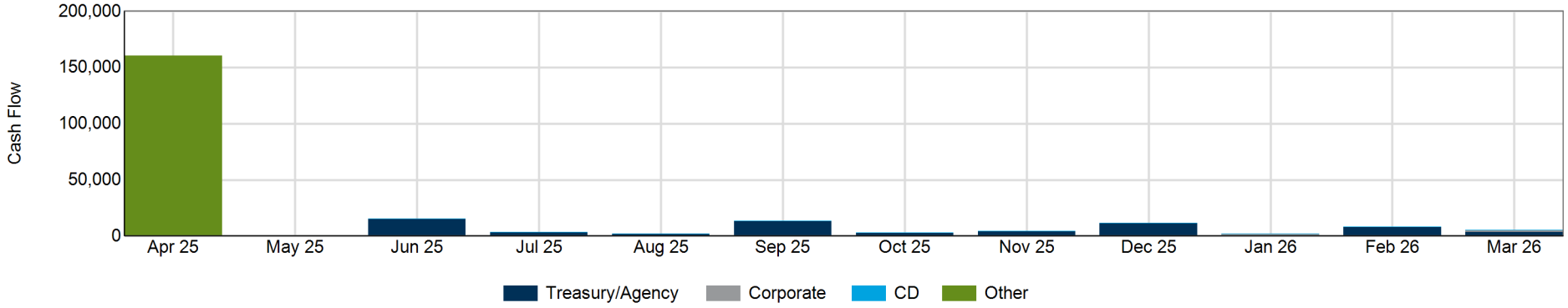

Sector Cash Flow - Next 3 Years

		2Q25	3Q25	4Q25	1Q26	2Q26	3Q26	4Q26	1Q27	2Q27	3Q27	4Q27	1Q28	Bk Yld Chg
Treasury/Agency	Cash Flow	16,082	18,928	18,952	11,730	14,809	3,357	17,556	10,288	10,416	5,716	255	97	
	End BY	2.60	2.88	3.02	3.01	2.87	2.79	3.24	3.77	4.01	3.91	3.91	3.91	1.31
Corporate	Cash Flow	36	137	36	4,137	1,034	564	18	56	518	1,056	9	1,191	
	End BY	3.79	3.79	3.79	3.89	3.92	4.03	4.03	4.03	4.15	4.12	4.12	4.34	0.55
CD	Cash Flow	66	13	66	13	1,531	13	30	13	30	13	510	13	
	End BY	5.00	5.00	5.00	5.00	5.00	5.00	5.00	5.00	5.00	5.00	5.15	5.15	0.16
Other	Cash Flow	160,455												
	End BY													
Total	Cash Flow	176,640	19,078	19,055	15,880	17,374	3,934	17,603	10,357	10,963	6,785	774	1,301	
	End BY	2.73	3.00	3.15	3.13	2.99	2.92	3.36	3.85	4.08	4.01	4.00	4.01	1.27

Total Cash Flows By Sector

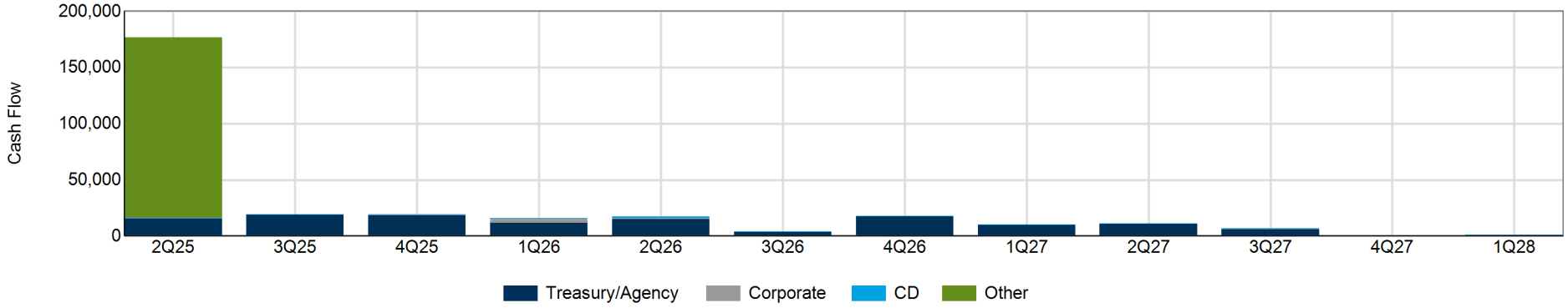

Gap Analysis - Potential Income Impact of Principal Reinvestment

Principal Maturing(12 Mo.Horizon): $226,432
Current Yield at Book of Principal Maturing: 0.98%
Est. Annual Income at Current Yield at Book: $2,215

Estimated Impact on Income at Various Reinvestment Yields

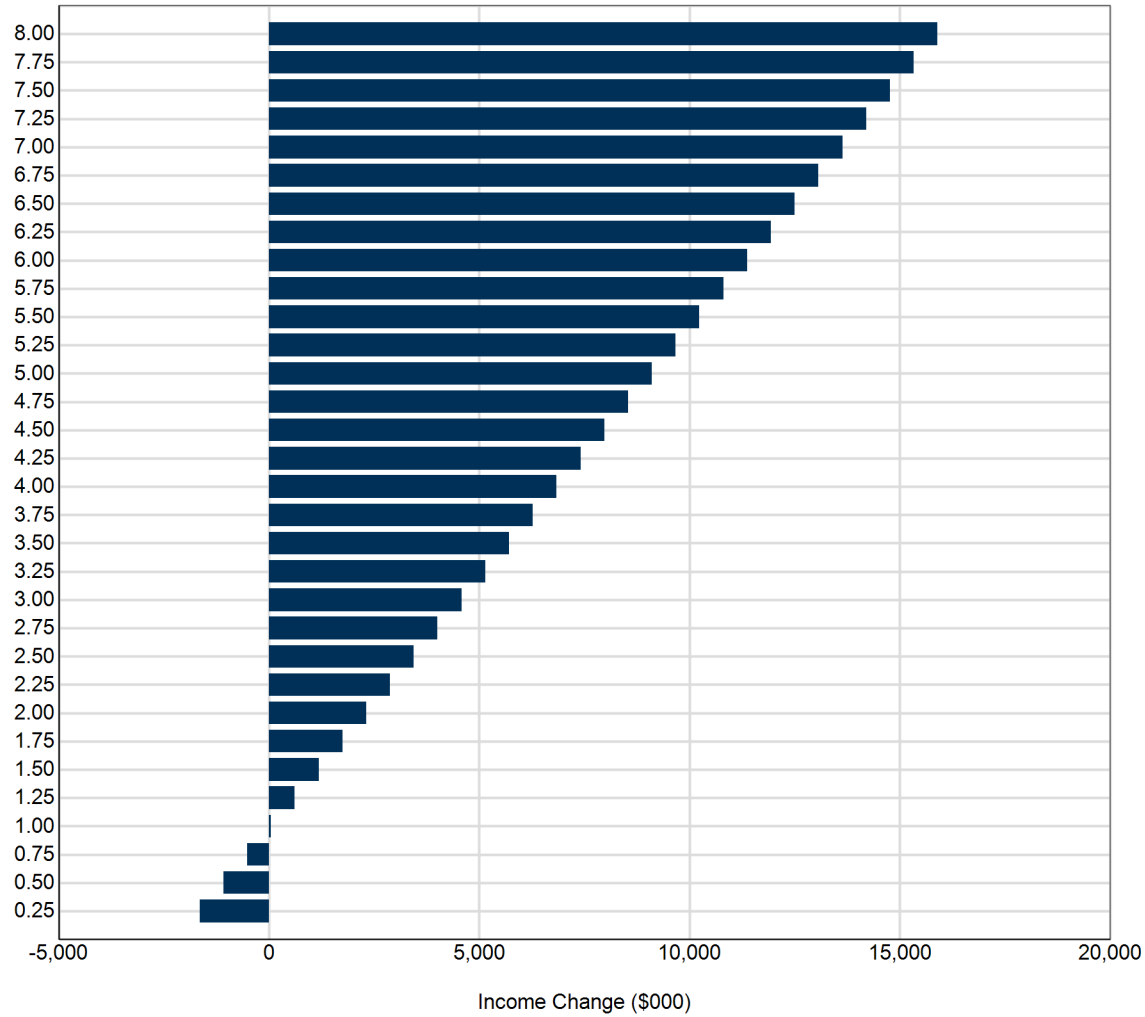

Assumed Reinvestment Yield	Estimated Annualized Income	Income Difference from Current Book	Resulting Yield at Book
0.25	566	-1,649	1.04
0.50	1,132	-1,083	1.22
0.75	1,698	-517	1.41
1.00	2,264	49	1.59
1.25	2,830	615	1.77
1.50	3,396	1,181	1.95
1.75	3,963	1,747	2.13
2.00	4,529	2,313	2.31
2.25	5,095	2,879	2.49
2.50	5,661	3,446	2.67
2.75	6,227	4,012	2.86
3.00	6,793	4,578	3.04
3.25	7,359	5,144	3.22
3.50	7,925	5,710	3.40
3.75	8,491	6,276	3.58
4.00	9,057	6,842	3.76
4.25	9,623	7,408	3.94
4.50	10,189	7,974	4.12
4.75	10,756	8,540	4.31
5.00	11,322	9,106	4.49
5.25	11,888	9,672	4.67
5.50	12,454	10,239	4.85
5.75	13,020	10,805	5.03
6.00	13,586	11,371	5.21
6.25	14,152	11,937	5.39
6.50	14,718	12,503	5.57
6.75	15,284	13,069	5.76
7.00	15,850	13,635	5.94
7.25	16,416	14,201	6.12
7.50	16,982	14,767	6.30
7.75	17,548	15,333	6.48
8.00	18,115	15,899	6.66

Shocked Cash Flows By Sector - Next 10 Years

+400 Scenario

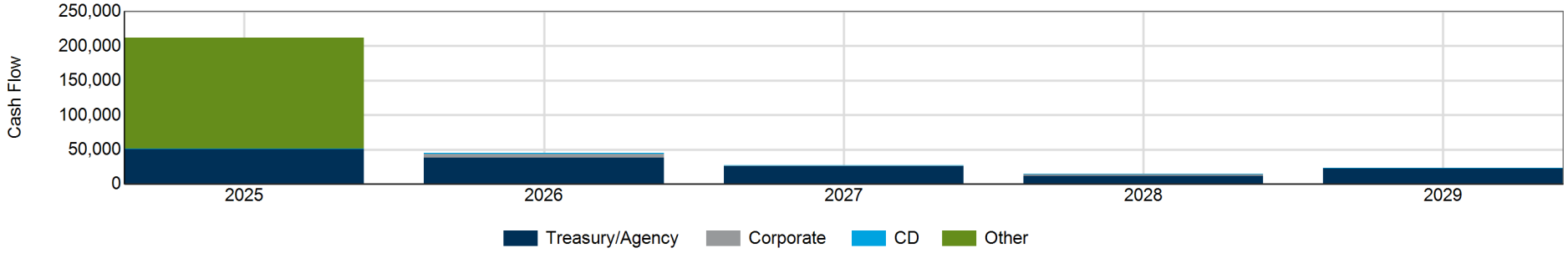

Base Scenario

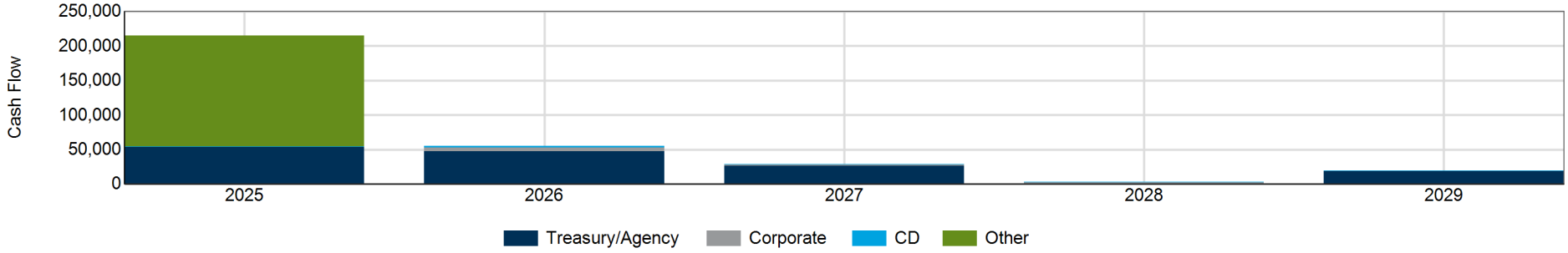

-400 Scenario

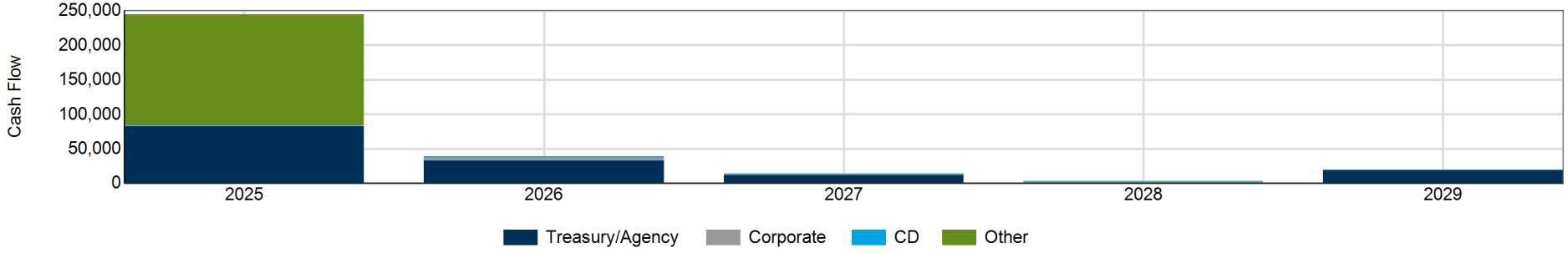

Cash Flows By Sector - Next 30 Years

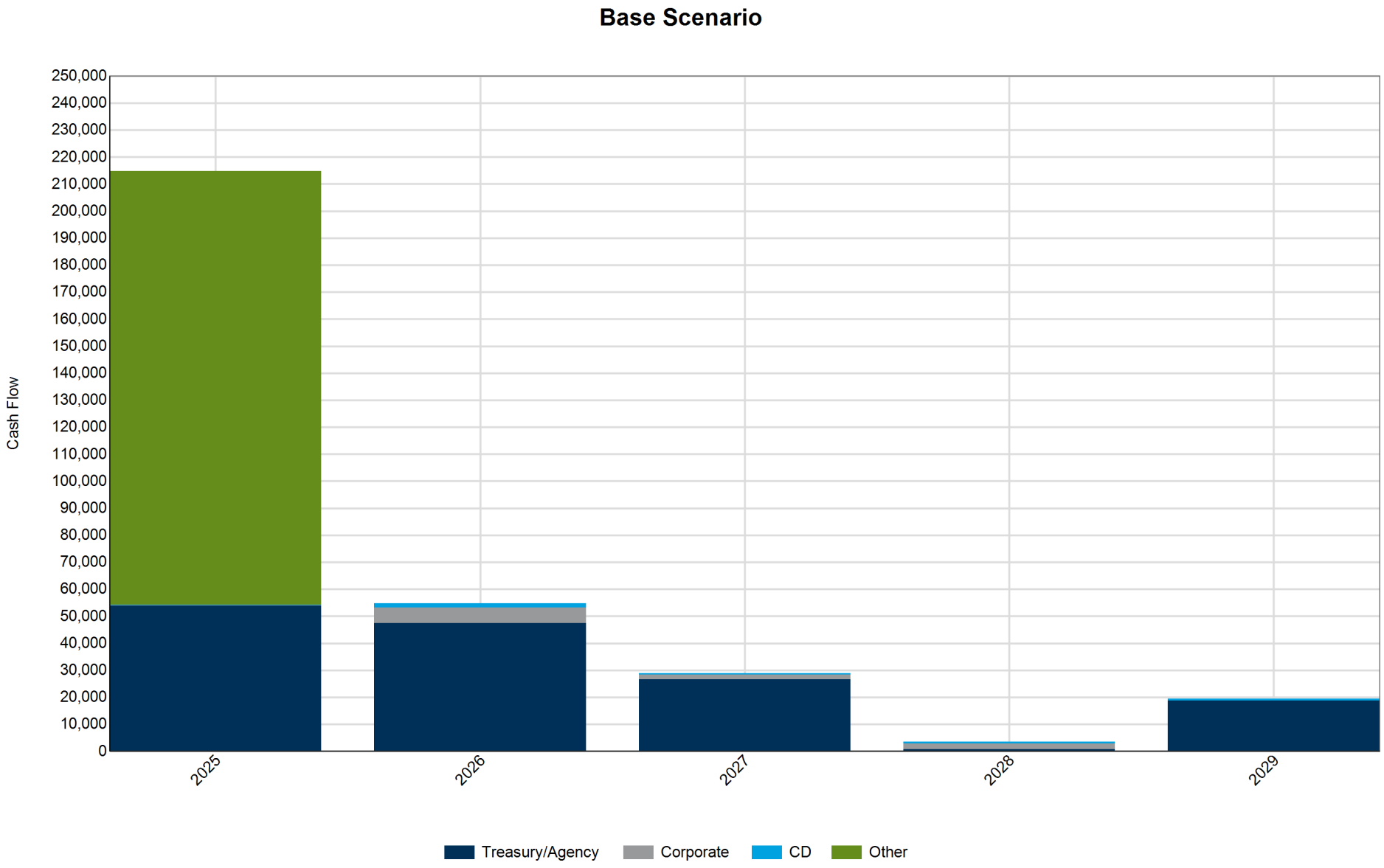

Cash Flow Projection By Month - Next 5 Years

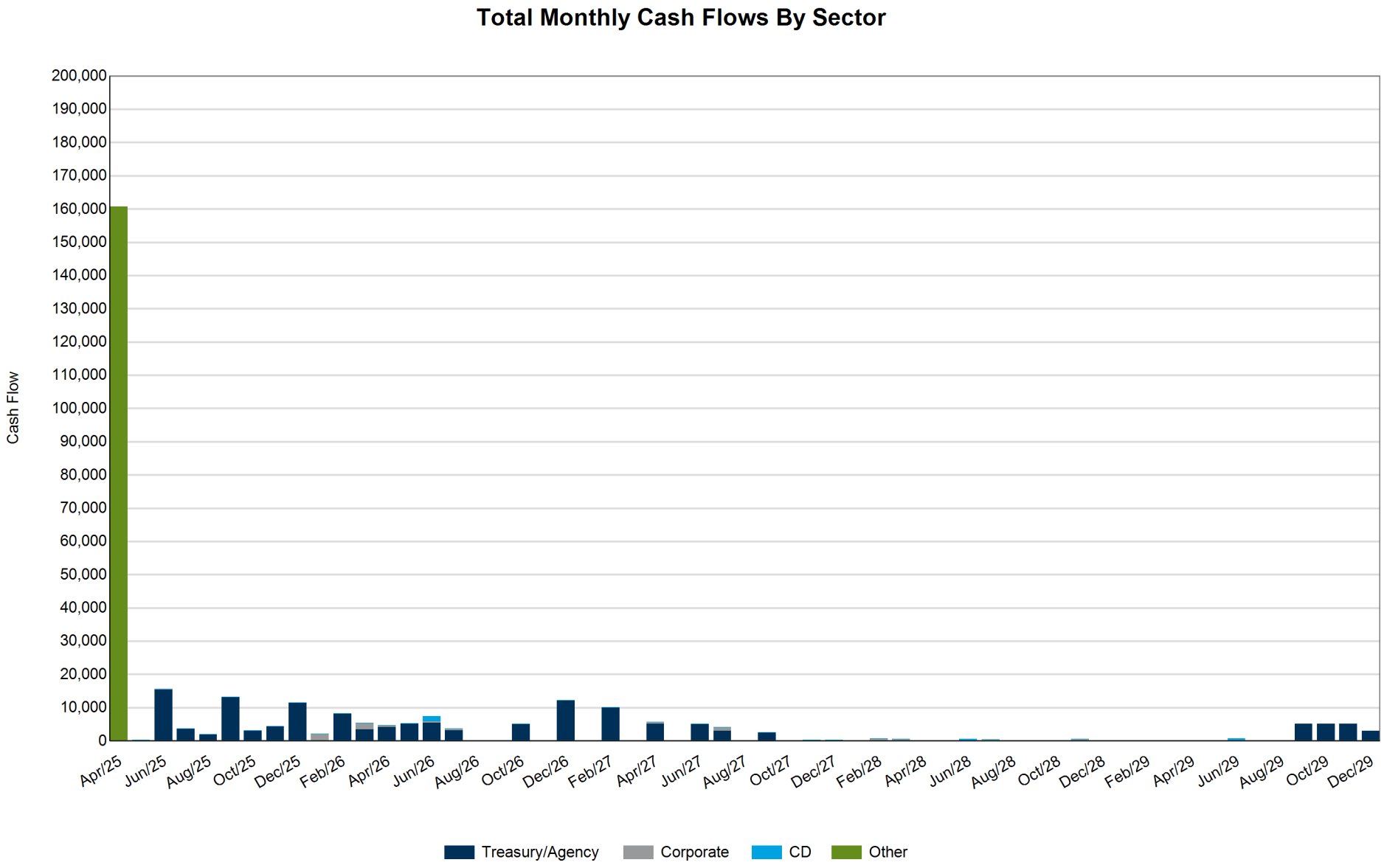

Agency - Summary

Subsector

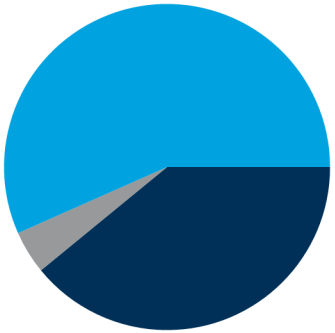

Issuer

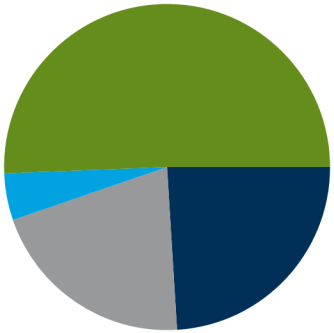

Call Type

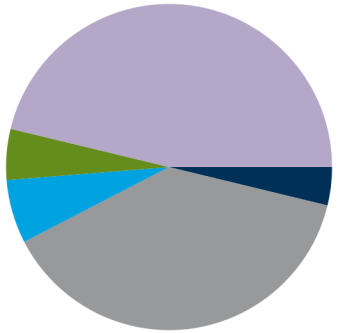

Subsector	Sector %	Par Value	Cpn	Maturity Next Call	Bk Price Bk Value	Yield @Bk	Mkt Price Mkt Value	Mkt Yield	G/L $ Base + 300	G/L % Base + 300	WAL Base + 300	% Px Δ -100 +300	Dur Base + 300	Cvx Base + 300	AFS %
				2.4 yrs	100.00		99.04		-523	-1.0%	2.43	2.3	2.23	0.08	
Treasury (13)	39.1%	54,700	3.33		54,700	3.33	54,177	4.06	-3,957	-7.2%	2.43	-6.3	2.13	0.08	100.0%
				0.5 yrs	100.00		98.59		-85	-1.4%	0.54	0.5	0.51	0.01	
Agency Bullet (3)	4.3%	6,000	1.76		6,000	1.76	5,915	4.36	-174	-2.9%	0.54	-1.5	0.50	0.01	100.0%
				1.5 yrs	100.00		97.98		-1,605	-2.0%	1.09	1.0	1.10	-0.11	
Callable Agency (19)	56.6%	79,275	1.86	0.4 yrs	79,275	1.86	77,670	4.39	-4,429	-5.6%	1.51	-3.6	1.31	0.00	100.0%
				1.8 yrs	100.00		98.42		-2,213	-1.6%	1.59	1.5	1.52	-0.03	
Total (35)	100.0%	139,975	2.43	0.4 yrs	139,975	2.43	137,762	4.26	-8,560	-6.1%	1.83	-4.6	1.59	0.03	100.0%

Agency - Sector Cash Flow and Yield Rolloff - Next 3 Years

	2Q25	3Q25	4Q25	1Q26	2Q26	3Q26	4Q26	1Q27	2Q27	3Q27	4Q27	1Q28	Bk Yld Chg
Cash Flow	16,082	18,928	18,952	11,730	14,809	3,357	17,556	10,288	10,416	5,716	255	97	
End BY	2.60	2.88	3.02	3.01	2.87	2.79	3.24	3.77	4.01	3.91	3.91	3.91	1.31
Cash Flow	16,082	18,928	18,952	11,730	14,809	3,357	17,556	10,288	10,416	5,716	255	97	
End BY	2.60	2.88	3.02	3.01	2.87	2.79	3.24	3.77	4.01	3.91	3.91	3.91	1.31

Total Cash Flows By Subsector

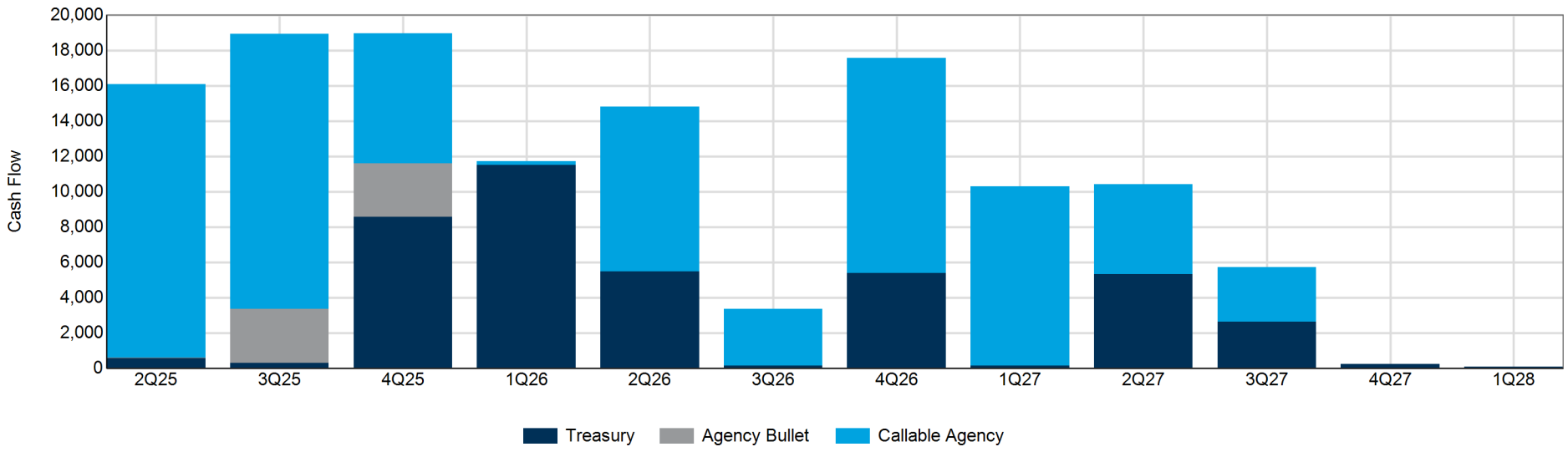

Shocked Agency Projected Call Schedule

	Callable Agency Rate Shock Analysis – Projected Par Value Redeemed at NEXT Call Date – Monthly								
	-100	-75	-50	-25	0	25	50	75	100
Mar 25	-	-	-	-	-	-	-	-	-
Apr 25	-	-	-	-	-	-	-	-	-
May 25	-	-	-	-	-	-	-	-	-
Jun 25	-	-	-	-	-	-	-	-	-
Jul 25	-	-	-	-	-	-	-	-	-
Aug 25	-	-	-	-	-	-	-	-	-
Sep 25	-	-	-	-	-	-	-	-	-
Oct 25	-	-	-	-	-	-	-	-	-
Nov 25	-	-	-	-	-	-	-	-	-
Dec 25	-	-	-	-	-	-	-	-	-
Jan 26	-	-	-	-	-	-	-	-	-
Feb 26	-	-	-	-	-	-	-	-	-

	Callable Agency Rate Shock Analysis – Projected Par Value Redeemed at NEXT Call Date – Quarterly								
	-100	-75	-50	-25	0	25	50	75	100
1Q25	-	-	-	-	-	-	-	-	-
2Q25	-	-	-	-	-	-	-	-	-
3Q25	-	-	-	-	-	-	-	-	-
4Q25	-	-	-	-	-	-	-	-	-
1Q26	-	-	-	-	-	-	-	-	-
2Q26	-	-	-	-	-	-	-	-	-
3Q26	-	-	-	-	-	-	-	-	-
4Q26	-	-	-	-	-	-	-	-	-
1Q27	-	-	-	-	-	-	-	-	-
2Q27	-	-	-	-	-	-	-	-	-
3Q27	-	-	-	-	-	-	-	-	-
4Q27	-	-	-	-	-	-	-	-	-
1Q28	-	-	-	-	-	-	-	-	-
2Q28	-	-	-	-	-	-	-	-	-
3Q28	-	-	-	-	-	-	-	-	-
4Q28	-	-	-	-	-	-	-	-	-

Shocked Agency Projected Call Schedule - Next 12 Months

	-300	-200	-100	Base	+100	+200	+300
Mar 25	-	-	-	-	-	-	-
Apr 25	5,000	5,000	-	-	-	-	-
May 25	7,815	2,815	2,815	-	-	-	-
Jun 25	15,000	15,000	15,000	15,000	15,000	15,000	15,000
Jul 25	3,500	3,500	3,500	3,500	3,500	3,500	3,500
Aug 25	1,810	1,810	1,810	1,810	1,810	1,810	1,810
Sep 25	10,000	10,000	10,000	10,000	10,000	10,000	10,000
Oct 25	-	-	-	2,815	-	-	-
Nov 25	1,150	1,150	1,150	1,150	1,150	1,150	1,150
Dec 25	8,000	3,000	3,000	3,000	3,000	3,000	3,000
Jan 26	4,000	-	5,000	-	-	-	-
Feb 26	-	-	-	-	-	-	-

Agency Projected Call Report - CUSIP Level

Sec No.	CUSIP	Issuer	Cpn	Cpn Type	Maturity	Par Value	Next Call	Call Type	Mkt Price	Gain/ Loss	Projected Shocked Call Dates -300	-200	-100	Base	+100	+200	+300
28	3133EPLE3	FFCB	4.67	Fixed	05/30/28	2,815	05/30/25	Anytime	99.773	-6	05/25	05/25	05/25	10/25	05/28	05/28	05/28
5	3133ELK37	FFCB	0.78	Fixed	06/16/25	5,000	04/22/25	Anytime	99.182	-41	06/25	06/25	06/25	06/25	06/25	06/25	06/25
6	3133ENHW3	FFCB	1.17	Fixed	06/23/25	10,000	04/22/25	Anytime	99.210	-79	06/25	06/25	06/25	06/25	06/25	06/25	06/25
7	3136G4ZP1	FNMA	0.65	Fixed	07/30/25	3,500	04/30/25	Quarterly	98.728	-45	07/25	07/25	07/25	07/25	07/25	07/25	07/25
8	3133EL3P7	FFCB	0.53	Fixed	08/12/25	1,810	04/22/25	Anytime	98.560	-26	08/25	08/25	08/25	08/25	08/25	08/25	08/25
11	3134GWUG9	FHLMC	0.57	Fixed	09/24/25	10,000	06/24/25	Quarterly	98.159	-184	09/25	09/25	09/25	09/25	09/25	09/25	09/25
17	3134GXBM5	FHLMC	0.60	Fixed	11/12/25	1,150	05/12/25	Quarterly	97.732	-26	11/25	11/25	11/25	11/25	11/25	11/25	11/25
20	3130AMRQ7	FHLB	0.88	Fixed	12/30/25	3,000	06/30/25	Quarterly	97.506	-75	12/25	12/25	12/25	12/25	12/25	12/25	12/25
43	3130ARHJ3	FHLB	3.18	Fixed	04/19/27	5,000	05/19/25	Monthly	98.222	-89	04/25	04/25	01/26	04/27	04/27	04/27	04/27
31	3130AN5C0	FHLB	1.05	Fixed	04/29/26	4,000	04/29/25	Quarterly	96.655	-134	01/26	04/26	04/26	04/26	04/26	04/26	04/26
41	3133ERCX7	FFCB	5.17	Fixed	05/01/28	5,000	05/01/26	Anytime	101.035	52	05/26	05/26	05/26	05/26	11/26	05/28	05/28
50	3130B4QA2	FHLB	4.55	Fixed	07/21/28	3,000	07/21/26	Annually	100.067	2	07/26	07/26	07/26	07/26	07/28	07/28	07/28
42	3134GW4C7	FHLMC	0.80	Fixed	10/27/26	5,000	04/27/25	Quarterly	94.990	-250	07/26	10/26	10/26	10/26	10/26	10/26	10/26
51	3133ERE23	FFCB	4.32	Fixed	12/02/27	1,000	12/02/26	Anytime	100.158	2	12/26	12/26	12/26	12/26	12/27	12/27	12/27
56	3130B3XP3	FHLB	4.50	Fixed	12/04/29	1,000	12/04/26	One time	99.943	-1	12/26	12/26	12/26	12/26	12/29	12/29	12/29
45	3133ENJC5	FFCB	1.29	Fixed	12/22/26	5,000	04/22/25	Anytime	95.349	-233	12/25	12/26	12/26	12/26	12/26	12/26	12/26
47	3130AQRH8	FHLB	2.00	Fixed	02/25/27	5,000	05/25/25	Quarterly	96.210	-190	05/25	05/26	02/27	02/27	02/27	02/27	02/27
49	3130AL5A8	FHLB	0.90	Fixed	02/26/27	5,000	05/26/25	Quarterly	94.176	-291	08/26	02/27	02/27	02/27	02/27	02/27	02/27
60	3130B4RC7	FHLB	4.50	Fixed	07/27/29	3,000	07/27/27	One time	100.286	9	07/27	07/27	07/27	07/27	07/29	07/29	07/29
			1.86			79,275			97.976	-1,605							

Agency - Risk/Reward Analysis

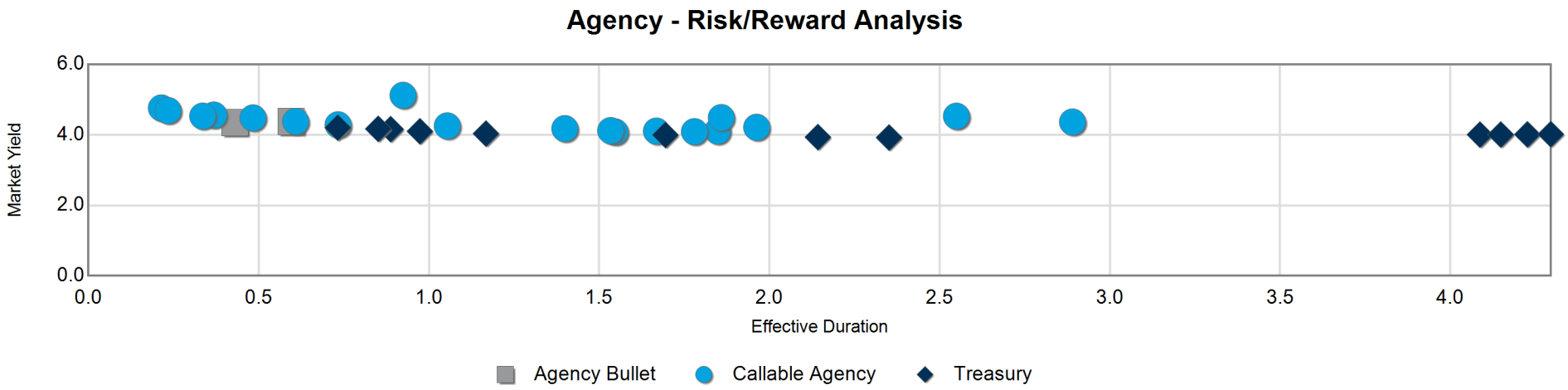

Top 5 Market Yields

CUSIP	Security Description	Subsector	Mkt Value	Mkt Yld	Eff. Dur	% Px Δ Up 300
3133EPLE3	FFCB 4.67 05/30/28	Callable Agency	2,809	5.12%	0.92	-5.9
3133ELK37	FFCB 0.78 06/16/25	Callable Agency	4,959	4.77%	0.21	-0.6
3133ENHW3	FFCB 1.17 06/23/25	Callable Agency	9,921	4.69%	0.23	-0.7
3133EL3P7	FFCB 0.53 08/12/25	Callable Agency	1,784	4.56%	0.37	-1.1
3136G4ZP1	FNMA 0.65 07/30/25	Callable Agency	3,455	4.53%	0.34	-1.0

Bottom 5 Market Yields

CUSIP	Security Description	Subsector	Mkt Value	Mkt Yld	Eff. Dur	% Px Δ Up 300
91282CFM8	T 4 1/8 09/30/27	Treasury	2,512	3.93%	2.35	-6.8
91282CEW7	T 3 1/4 06/30/27	Treasury	4,927	3.94%	2.14	-6.2
912828YX2	T 1 3/4 12/31/26	Treasury	4,812	4.00%	1.69	-4.9
91282CFL0	T 3 7/8 09/30/29	Treasury	4,973	4.01%	4.09	-11.4
91282CFT3	T 4 10/31/29	Treasury	4,998	4.01%	4.15	-11.6

Top 5 Price Volatility (% price change +300)

CUSIP	Security Description	Subsector	Mkt Value	Mkt Yld	Eff. Dur	% Px Δ Up 300
91282CGB1	T 3 7/8 12/31/29	Treasury	2,981	4.02%	4.30	-12.0
91282CFY2	T 3 7/8 11/30/29	Treasury	4,970	4.02%	4.23	-11.8
91282CFT3	T 4 10/31/29	Treasury	4,998	4.01%	4.15	-11.6
91282CFL0	T 3 7/8 09/30/29	Treasury	4,973	4.01%	4.09	-11.4
3130B4RC7	FHLB 4 1/2 07/27/29	Callable Agency	3,009	4.37%	2.89	-9.6

Next 5 Projected Redemptions

CUSIP	Security Description	Subsector	Mkt Value	Mkt Yld	Eff. Dur	Mat/Call
3133ELK37	FFCB 0.78 06/16/25	Callable Agency	4,959	4.77%	0.21	06/01/25
3133ENHW3	FFCB 1.17 06/23/25	Callable Agency	9,921	4.69%	0.23	06/01/25
3136G4ZP1	FNMA 0.65 07/30/25	Callable Agency	3,455	4.53%	0.34	07/01/25
3133EL3P7	FFCB 0.53 08/12/25	Callable Agency	1,784	4.56%	0.37	08/01/25
3134GWUG	FHLMC 0.57 09/24/25	Callable Agency	9,816	4.48%	0.48	09/01/25

Corporate - Summary

Sector Allocation

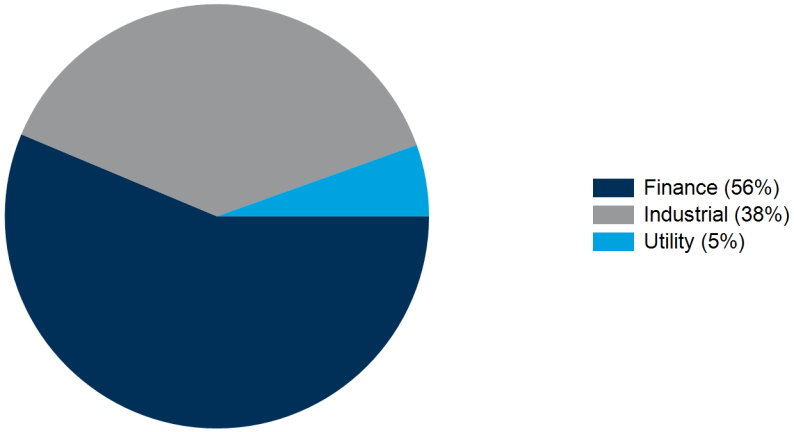

Industry Allocation

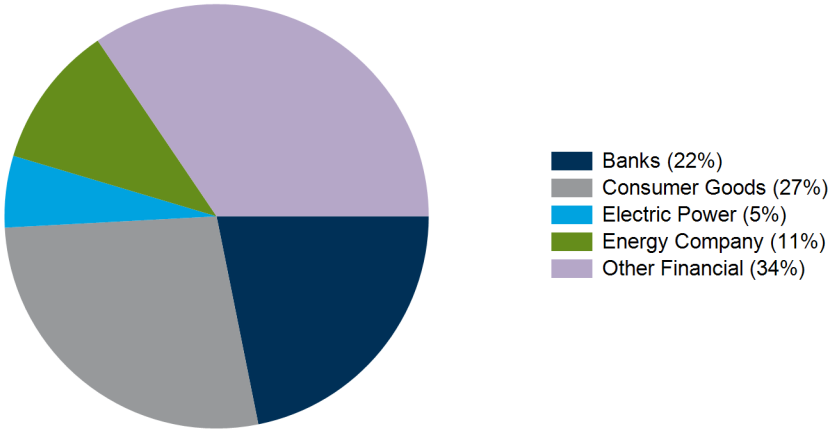

Subsector	Sector %	Par Value	Cpn	Maturity	Moody's S&P	Bk Price Bk Value	Yield @Bk	Mkt Price Mkt Value	Mkt Yield	G/L $ Base + 300	G/L % Base + 300	WAL Base + 300	% Px Δ -100 +300	Dur Base + 300	Cvx Base + 300	AFS %
					A1	100.00		98.73		-65	-1.3%	1.88	1.7	1.73	0.02	
Finance (10)	56.3%	5,156	3.63	2.0 yrs	A	5,156	3.63	5,091	4.54	-323	-6.3%	1.90	-5.1	1.71	0.04	100.0%
					Aa2	100.00		99.21		-28	-0.8%	1.21	1.1	1.11	0.00	
Industrial (4)	38.2%	3,500	3.86	1.2 yrs	AA-	3,500	3.86	3,472	4.35	-141	-4.0%	1.21	-3.3	1.10	0.02	100.0%
					A1	100.00		100.89		4	0.9%	3.32	3.1	3.04	0.10	
Utility (1)	5.5%	500	4.95	3.4 yrs	A	500	4.95	504	4.66	-39	-7.9%	3.40	-8.7	3.01	0.11	100.0%
					Aa3	100.00		99.03		-89	-1.0%	1.70	1.6	1.56	0.02	
Total (15)	100.0%	9,156	3.79	1.8 yrs	A+	9,156	3.79	9,067	4.47	-503	-5.5%	1.71	-4.6	1.54	0.04	100.0%

Corporate - Rating Summary

Combined Rating Summary				
Combined Rating	% Balance	Par Value	Yield at Book	Eff. Duration
AAA	-	-	-	-
AA	21.8%	2,000	3.57	0.83
A	78.2%	7,156	3.85	1.77
BBB	-	-	-	-
BB	-	-	-	-
B or Below	-	-	-	-
NR	-	-	-	-

Maturity Summary				
Maturity Range	% Balance	Par Value	Yield at Book	Combined Rating
< 1 Yr	43.7%	4,000	3.66	AA-
1.00 Yr - 2.99 Yr	38.2%	3,500	3.63	A+
3.00 Yr - 4.99 Yr	18.1%	1,656	4.42	A+
5.00 Yr - 6.99 Yr	-	-	-	-
7.00 Yr - 9.99 Yr	-	-	-	-
10 Yr +	-	-	-	-

Yield at Book by Combined Rating

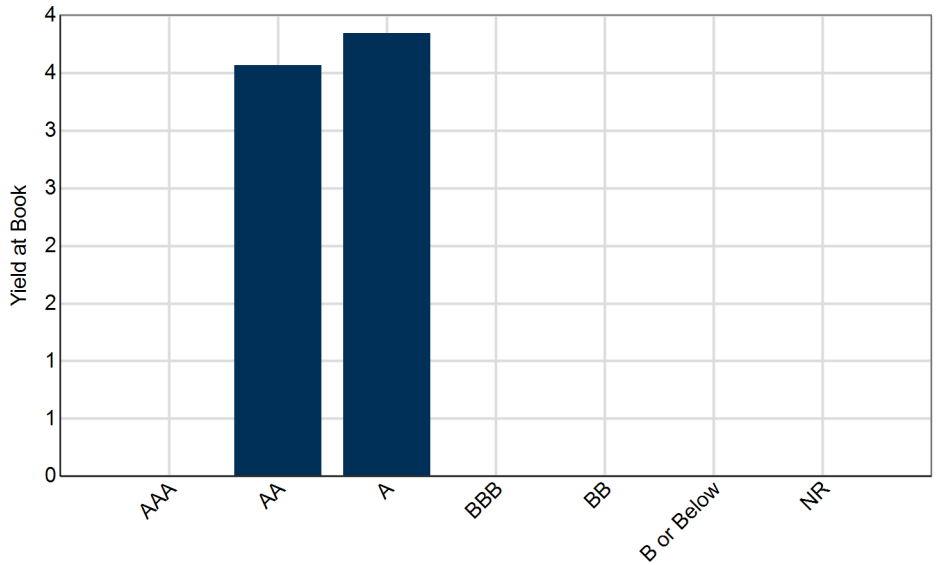

Combined Rating Distribution By Maturity

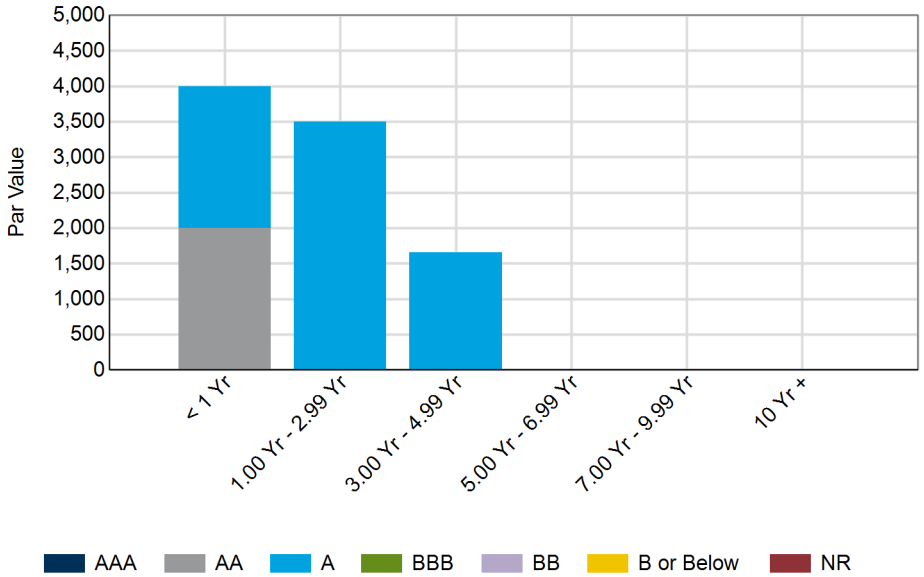

CD - Summary

Subsector



Par Value By Maturity

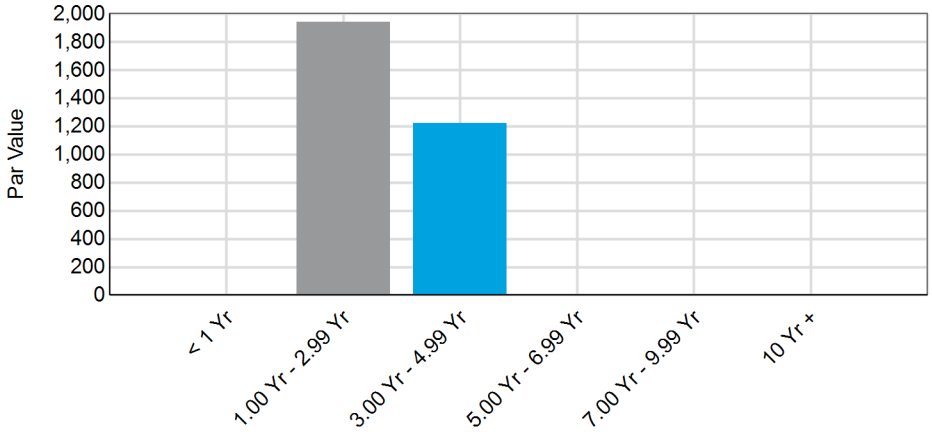

Subsector	Sector %	Par Value	Cpn	Maturity Next Call	Bk Price Bk Value	Yield @Bk	Mkt Price Mkt Value	Mkt Yield	G/L $ Base + 300	G/L % Base + 300	WAL Base + 300	Px Chg -100 +300	Dur Base + 300	Cvx Base + 300	AFS %
				2.4 yrs	100.00		100.83		26	0.8%	2.47	1.2	1.33	-0.21	
NCD (13)	100.0%	3,170	4.97	0.4 yrs	3,170	5.00	3,196	4.47	-134	-4.2%	2.47	-5.0	1.98	-0.05	100.0%
				2.4 yrs	100.00		100.83		26	0.8%	2.47	1.2	1.33	-0.21	
Total (13)	100.0%	3,170	4.97	0.4 yrs	3,170	5.00	3,196	4.47	-134	-4.2%	2.47	-5.0	1.98	-0.05	100.0%

Other - Summary

Subsector



Par Value By Maturity

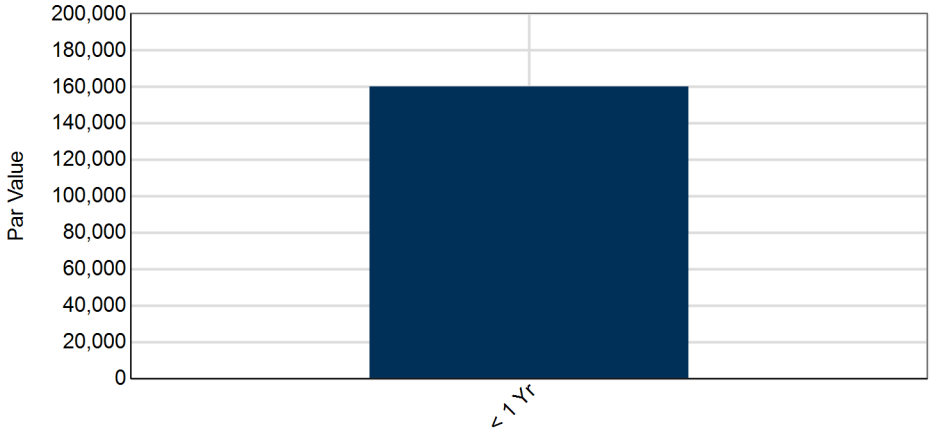

Subsector	Sector %	Par Value	Cpn	Maturity Next Call	Bk Price Bk Value	Yield @Bk	Mkt Price Mkt Value	Mkt Yield	G/L $ Base + 300	G/L % Base + 300	WAL Base + 300	Px Chg -100 +300	Dur Base + 300	Cvx Base + 300	AFS %
				0.1 yrs	100.00		100.00		0	0.0%	0.11	0.1	0.09	0.00	
Cash & Other (4)	100.0%	159,957	0.62		159,957	0.62	159,957	0.62	-412	-0.3%	0.11	-0.3	0.09	0.00	100.0%
				0.1 yrs	100.00		100.00		0	0.0%	0.11	0.1	0.09	0.00	
Total (4)	100.0%	159,957	0.62		159,957	0.62	159,957	0.62	-412	-0.3%	0.11	-0.3	0.09	0.00	100.0%

Portfolio Considerations

Sector	Cnt	Cpn	Maturity	Par Value	Book Price	Market Price	Gain/ (Loss)	Yield @ Book	WAL	Eff. Dur	Historical CPR 1 Mo.	Historical CPR 3 Mo.	Historical CPR Life	Proj. CPR Life	Loan Count
Yield at Book < 2%	19	0.74	0.3 yrs	226,917	100.00	99.19	-1,845	0.74	0.4	0.33					
Treasury	1	1.75	1.8 yrs	5,000	100.00	96.23	-188	1.75	1.8	1.69					
Agency Bullet	1	0.50	0.6 yrs	3,000	100.00	97.73	-68	0.50	0.6	0.60					
Callable Agency	12	0.98	0.9 yrs	58,460	100.00	97.31	-1,573	0.97	0.9	0.87					
Finance	1	0.75	0.8 yrs	500	100.00	96.96	-15	0.75	0.9	0.81					
Cash & Other	4	0.62	0.1 yrs	159,957	100.00	100.00	0	0.62	0.1	0.09					

Key Portfolio Sorts

Top 10 Up 300 Market Value Changes (%)

CUSIP	Sector	Description	Cpn	Maturity	Par Value	Book Price	Market Price	G/L	Yield @ Book	WAL	% Px Δ +300	$ Amt Δ +300	G/L +300	Eff. Dur	INT
91282CGB1	Treasury	T 3 7/8 12/31/29	3.88	12/31/29	3,000	100.00	99.38	-19	3.875	4.78	-11.96	-357	-375	4.30	AFS
91282CFY2	Treasury	T 3 7/8 11/30/29	3.88	11/30/29	5,000	100.00	99.41	-30	3.875	4.70	-11.79	-586	-616	4.23	AFS
91282CFT3	Treasury	T 4 10/31/29	4.00	10/31/29	5,000	100.00	99.95	-2	3.999	4.61	-11.58	-579	-581	4.15	AFS
91282CFL0	Treasury	T 3 7/8 09/30/29	3.88	09/30/29	5,000	100.00	99.45	-27	3.875	4.53	-11.42	-568	-595	4.09	AFS
89235MPP0	NCD	TOYFBN 4.65 06/13/29	4.65	06/13/29	245	100.00	102.36	6	4.655	4.23	-10.64	-27	-21	3.79	AFS
3130B4RC7	Callable Agency	FHLB 4 1/2 07/27/29	4.50	07/27/29	3,000	100.00	100.29	9	4.497	2.35	-9.60	-289	-280	2.89	AFS
3130B3XP3	Callable Agency	FHLB 4 1/2 12/04/29	4.50	12/04/29	1,000	100.00	99.94	-1	4.496	1.71	-9.55	-95	-96	2.55	AFS
05565QDH8	Finance	BPLN 3.723 11/28/28	3.72	11/28/28	500	100.00	97.34	-13	3.722	3.69	-9.46	-46	-59	3.31	AFS
797440CE2	Utility	SRE 4.95 08/15/28	4.95	08/15/28	500	100.00	100.89	4	4.949	3.32	-8.69	-44	-39	3.04	AFS
718172CE7	Industrial	PM 3 1/8 03/02/28	3.13	03/02/28	500	100.00	96.22	-19	3.124	2.95	-7.82	-38	-56	2.71	AFS
			4.02		23,745	100.00	99.61	-92	4.018	4.14	-11.11	-2,628	-2,720	3.87	

Top 10 Up 300 Market Value Changes ($)

CUSIP	Sector	Description	Cpn	Maturity	Par Value	Book Price	Market Price	G/L	Yield @ Book	WAL	% Px Δ +300	$ Amt Δ +300	G/L +300	Eff. Dur	INT
91282CFY2	Treasury	T 3 7/8 11/30/29	3.88	11/30/29	5,000	100.00	99.41	-30	3.875	4.70	-11.79	-586	-616	4.23	AFS
91282CFT3	Treasury	T 4 10/31/29	4.00	10/31/29	5,000	100.00	99.95	-2	3.999	4.61	-11.58	-579	-581	4.15	AFS
91282CFL0	Treasury	T 3 7/8 09/30/29	3.88	09/30/29	5,000	100.00	99.45	-27	3.875	4.53	-11.42	-568	-595	4.09	AFS
91282CGB1	Treasury	T 3 7/8 12/31/29	3.88	12/31/29	3,000	100.00	99.38	-19	3.875	4.78	-11.96	-357	-375	4.30	AFS
91282CEW7	Treasury	T 3 1/4 06/30/27	3.25	06/30/27	5,000	100.00	98.53	-73	3.251	2.28	-6.18	-304	-378	2.14	AFS
3130B4RC7	Callable Agency	FHLB 4 1/2 07/27/29	4.50	07/27/29	3,000	100.00	100.29	9	4.497	2.35	-9.60	-289	-280	2.89	AFS
3133ERCX7	Callable Agency	FFCB 5.17 05/01/28	5.17	05/01/28	5,000	100.00	101.03	52	5.166	1.11	-5.67	-286	-234	1.40	AFS
3130ARHJ3	Callable Agency	FHLB 3.175 04/19/27	3.18	04/19/27	5,000	100.00	98.22	-89	3.174	2.08	-5.36	-263	-352	1.55	AFS
3130AQRH8	Callable Agency	FHLB 2 02/25/27	2.00	02/25/27	5,000	100.00	96.21	-190	2.000	1.93	-5.29	-254	-444	1.78	AFS
3130AL5A8	Callable Agency	FHLB 0.9 02/26/27	0.90	02/26/27	5,000	100.00	94.18	-291	0.900	1.94	-5.36	-253	-544	1.85	AFS
			3.40		46,000	100.00	98.56	-661	3.398	2.98	-8.25	-3,739	-4,400	2.78	

Key Portfolio Sorts

Top 10 Marked to Market Up 300 Loss Positions

CUSIP	Sector	Description	Cpn	Maturity	Par Value	Book Price	Market Price	G/L	Yield @ Book	WAL	% Px Δ +300	$ Amt Δ +300	G/L +300	Eff. Dur	INT
91282CFY2	Treasury	T 3 7/8 11/30/29	3.88	11/30/29	5,000	100.00	99.41	-30	3.875	4.70	-11.79	-586	-616	4.23	AFS
91282CFL0	Treasury	T 3 7/8 09/30/29	3.88	09/30/29	5,000	100.00	99.45	-27	3.875	4.53	-11.42	-568	-595	4.09	AFS
91282CFT3	Treasury	T 4 10/31/29	4.00	10/31/29	5,000	100.00	99.95	-2	3.999	4.61	-11.58	-579	-581	4.15	AFS
3130AL5A8	Callable Agency	FHLB 0.9 02/26/27	0.90	02/26/27	5,000	100.00	94.18	-291	0.900	1.94	-5.36	-253	-544	1.85	AFS
3133ENJC5	Callable Agency	FFCB 1.29 12/22/26	1.29	12/22/26	5,000	100.00	95.35	-233	1.290	1.76	-4.87	-232	-465	1.67	AFS
3134GW4C7	Callable Agency	FHLMC 0.8 10/27/26	0.80	10/27/26	5,000	100.00	94.99	-250	0.800	1.60	-4.47	-212	-463	1.53	AFS
3130AQRH8	Callable Agency	FHLB 2 02/25/27	2.00	02/25/27	5,000	100.00	96.21	-190	2.000	1.93	-5.29	-254	-444	1.78	AFS
912828YX2	Treasury	T 1 3/4 12/31/26	1.75	12/31/26	5,000	100.00	96.23	-188	1.751	1.78	-4.92	-237	-425	1.69	AFS
91282CEW7	Treasury	T 3 1/4 06/30/27	3.25	06/30/27	5,000	100.00	98.53	-73	3.251	2.28	-6.18	-304	-378	2.14	AFS
91282CGB1	Treasury	T 3 7/8 12/31/29	3.88	12/31/29	3,000	100.00	99.38	-19	3.875	4.78	-11.96	-357	-375	4.30	AFS
			2.51		48,000	100.00	97.28	-1,304	2.507	2.92	-7.67	-3,582	-4,885	2.70	

Top 10 Average Life Extension Up 300bps

CUSIP	Sector	Description	Cpn	Maturity	Par Value	Book Price	Market Price	G/L	Yield @ Book	% Px Δ +300	Eff. Dur	WAL	WAL +300	Chg in WAL	INT
3130B3XP3	Callable Agency	FHLB 4 1/2 12/04/29	4.50	12/04/29	1,000	100.00	99.94	-1	4.496	-9.55	2.55	1.71	4.71	3.00	AFS
3133EPLE3	Callable Agency	FFCB 4.67 05/30/28	4.67	05/30/28	2,815	100.00	99.77	-6	4.693	-5.93	0.92	0.57	3.19	2.62	AFS
3130B4QA2	Callable Agency	FHLB 4.55 07/21/28	4.55	07/21/28	3,000	100.00	100.07	2	4.546	-7.04	1.86	1.33	3.33	2.00	AFS
3133ERCX7	Callable Agency	FFCB 5.17 05/01/28	5.17	05/01/28	5,000	100.00	101.03	52	5.166	-5.67	1.40	1.11	3.11	2.00	AFS
3130B4RC7	Callable Agency	FHLB 4 1/2 07/27/29	4.50	07/27/29	3,000	100.00	100.29	9	4.497	-9.60	2.89	2.35	4.35	2.00	AFS
3133ERE23	Callable Agency	FFCB 4.32 12/02/27	4.32	12/02/27	1,000	100.00	100.16	2	4.317	-6.39	1.96	1.70	2.70	1.00	AFS
11271LAA0	Finance	BNCN 4 1/4 06/02/26	4.25	06/02/26	500	100.00	99.55	-2	4.249	-3.23	1.01	1.07	1.20	0.13	AFS
797440CE2	Utility	SRE 4.95 08/15/28	4.95	08/15/28	500	100.00	100.89	4	4.949	-8.69	3.04	3.32	3.40	0.08	AFS
PLMDLLAIF	Cash & Other	LAIF	0.78	04/30/25	14,738	100.00	100.00	0	0.779	-0.26	0.09	0.11	0.11	0.00	AFS
808513BW4	Finance	SCHW 3.3 04/01/27	3.30	04/01/27	500	100.00	97.83	-11	3.300	-5.45	1.84	2.03	2.03	0.00	AFS
			2.89		32,053	100.00	100.15	48	2.892	-3.85	1.02	0.82	1.87	1.05	

Agency - CUSIP Detail

CUSIP Security Description	Ticker	Par	Cpn Type Coupon	Next Call Dt Call Type	Step Date Step Cpn	Maturity Proj. Final	Book Price Value	 Yield	Market Price Value	 bp⟶ call Yield	Gain/(Loss) % $	% Px Δ -100 +300	Eff. Dur Cvx	ESG/Gr Intent
9128285T3			Fixed			12/25	100.00		98.84		-1.2%	0.7	0.73	
T 2 5/8 12/31/25	T	5,000	2.625			12/31/25	5,000	2.63	4,942	4.21	-58	-2.2	0.01	AFS
9128285T3			Fixed			12/25	100.00		98.84		-1.2%	0.7	0.73	
T 2 5/8 12/31/25	T	3,000	2.625			12/31/25	3,000	2.63	2,965	4.21	-35	-2.2	0.01	AFS
91282CGL9			Fixed			02/26	100.00		99.88		-0.1%	0.9	0.85	
T 4 02/15/26	T	5,000	4.000			02/15/26	5,000	4.02	4,994	4.17	-6	-2.5	0.01	AFS
9128286F2			Fixed			02/26	100.00		98.52		-1.5%	0.9	0.89	
T 2 1/2 02/28/26	T	3,000	2.500			02/28/26	3,000	2.50	2,955	4.16	-45	-2.6	0.01	AFS
91282CHH7			Fixed			06/26	100.00		100.11		0.1%	1.2	1.17	
T 4 1/8 06/15/26	T	5,000	4.125			06/15/26	5,000	4.13	5,005	4.04	5	-3.4	0.02	AFS
912828YX2			Fixed			12/26	100.00		96.23		-3.8%	1.7	1.69	
T 1 3/4 12/31/26	T	5,000	1.750			12/31/26	5,000	1.75	4,812	4.00	-188	-4.9	0.04	AFS
91282CEW7			Fixed			06/27	100.00		98.53		-1.5%	2.2	2.14	
T 3 1/4 06/30/27	T	5,000	3.250			06/30/27	5,000	3.25	4,927	3.94	-73	-6.2	0.06	AFS
91282CFM8			Fixed			09/27	100.00		100.47		0.5%	2.4	2.35	
T 4 1/8 09/30/27	T	2,500	4.125			09/30/27	2,500	4.13	2,512	3.93	12	-6.8	0.07	AFS
91282CFL0			Fixed			09/29	100.00		99.45		-0.5%	4.2	4.09	
T 3 7/8 09/30/29	T	5,000	3.875			09/30/29	5,000	3.88	4,973	4.01	-27	-11.4	0.20	AFS
91282CFT3			Fixed			10/29	100.00		99.95		0.0%	4.2	4.15	
T 4 10/31/29	T	5,000	4.000			10/31/29	5,000	4.00	4,998	4.01	-2	-11.6	0.20	AFS
91282CFY2			Fixed			11/29	100.00		99.41		-0.6%	4.3	4.23	
T 3 7/8 11/30/29	T	5,000	3.875			11/30/29	5,000	3.87	4,970	4.02	-30	-11.8	0.21	AFS
91282CGB1			Fixed			12/29	100.00		99.38		-0.6%	4.4	4.30	
T 3 7/8 12/31/29	T	3,000	3.875			12/31/29	3,000	3.88	2,981	4.02	-19	-12.0	0.21	AFS
9128286L9			Fixed			03/26	100.00		98.20		-1.8%	1.0	0.97	
T 2 1/4 03/31/26	T	3,200	2.250			03/31/26	3,200	2.25	3,143	4.10	-58	-2.9	0.01	AFS
Treasury							100.00		99.04		-1.0%	2.3	2.23	
		54,700	3.327				54,700	3.33	54,177	4.06	-523	-6.3	0.08	
3133EJYM5			Fixed			09/25	100.00		99.45		-0.6%	0.4	0.43	
FFCB 3.02 09/04/25	FFCB	1,000	3.020			09/04/25	1,000	3.02	994	4.34	-6	-1.3	0.00	AFS
3133EJYM5			Fixed			09/25	100.00		99.45		-0.6%	0.4	0.43	
FFCB 3.02 09/04/25	FFCB	2,000	3.020			09/04/25	2,000	3.02	1,989	4.34	-11	-1.3	0.00	AFS
3135G06G3			Fixed			11/25	100.00		97.73		-2.3%	0.6	0.60	
FNMA 0 1/2 11/07/25	FNMA	3,000	0.500			11/07/25	3,000	0.50	2,932	4.38	-68	-1.8	0.01	AFS
Agency Bullet							100.00		98.59		-1.4%	0.5	0.51	
		6,000	1.760				6,000	1.76	5,915	4.36	-85	-1.5	0.01	
3130AN5C0			Fixed	04/29/25		04/26	100.00		96.66		-3.3%	1.1	1.05	
FHLB 1.05 04/29/26	FHLB	4,000	1.050	Quarterly		04/29/26	4,000	1.05	3,866	4.26	-134	-3.1	0.02	AFS
3130B3XP3			Fixed	12/04/26		12/26	100.00		99.94		-0.1%	2.3	2.55	
FHLB 4 1/2 12/04/29	FHLB	1,000	4.500	One time		12/04/29	1,000	4.50	999	4.53	-1	-9.5	-0.55	AFS

Agency - CUSIP Detail

CUSIP Security Description	Ticker	Par	Cpn Type Coupon	Next Call Dt Call Type	Step Date Step Cpn	Maturity Proj. Final	Book Price Value	 Yield	Market Price Value	 bp⟶ call Yield	Gain/(Loss) % $	% Px Δ -100 +300	Eff. Dur Cvx	ESG/Gr Intent
3130B4RC7			Fixed	07/27/27		07/27	100.00		100.29		0.3%	2.7	2.89	
FHLB 4 1/2 07/27/29	FHLB	3,000	4.500	One time		07/27/29	3,000	4.50	3,009	4.37	9	-9.6	-0.29	AFS
3130AQRH8			Fixed	05/25/25		02/27	100.00		96.21		-3.8%	1.8	1.78	
FHLB 2 02/25/27	FHLB	5,000	2.000	Quarterly		02/25/27	5,000	2.00	4,811	4.09	-190	-5.3	-0.02	AFS
3130AL5A8			Fixed	05/26/25		02/27	100.00		94.18		-5.8%	1.9	1.85	
FHLB 0.9 02/26/27	FHLB	5,000	0.900	Quarterly		02/26/27	5,000	0.90	4,709	4.11	-291	-5.4	0.04	AFS
3130B4QA2			Fixed	07/21/26		07/26	100.00		100.07		0.1%	1.7	1.86	
FHLB 4.55 07/21/28	FHLB	3,000	4.550	Annually		07/21/28	3,000	4.55	3,002	4.49	2	-7.0	-0.39	AFS
3133ERE23			Fixed	12/02/26		12/26	100.00		100.16		0.2%	1.9	1.96	
FFCB 4.32 12/02/27	FFCB	1,000	4.320	Anytime		12/02/27	1,000	4.32	1,002	4.22	2	-6.4	-0.15	AFS
3134GXBM5			Fixed	05/12/25		11/25	100.00		97.73		-2.3%	0.6	0.61	
FHLMC 0.6 11/12/25	FHLMC	1,150	0.600	Quarterly		11/12/25	1,150	0.60	1,124	4.38	-26	-1.8	0.01	AFS
3134GWUG9			Fixed	06/24/25		09/25	100.00		98.16		-1.8%	0.5	0.48	
FHLMC 0.57 09/24/25	FHLMC	10,000	0.570	Quarterly		09/24/25	10,000	0.57	9,816	4.48	-184	-1.4	0.00	AFS
3133ELK37			Fixed	04/22/25		06/25	100.00		99.18		-0.8%	0.2	0.21	
FFCB 0.78 06/16/25	FFCB	5,000	0.780	Anytime		06/16/25	5,000	0.78	4,959	4.77	-41	-0.6	0.00	AFS
3133ENHW3			Fixed	04/22/25		06/25	100.00		99.21		-0.8%	0.2	0.23	
FFCB 1.17 06/23/25	FFCB	10,000	1.170	Anytime		06/23/25	10,000	1.17	9,921	4.69	-79	-0.7	0.00	AFS
3136G4ZP1			Fixed	04/30/25		07/25	100.00		98.73		-1.3%	0.3	0.34	
FNMA 0.65 07/30/25	FNMA	3,500	0.650	Quarterly		07/30/25	3,500	0.65	3,455	4.53	-45	-1.0	0.00	AFS
3133EL3P7			Fixed	04/22/25		08/25	100.00		98.56		-1.4%	0.4	0.37	
FFCB 0.53 08/12/25	FFCB	1,810	0.530	Anytime		08/12/25	1,810	0.53	1,784	4.56	-26	-1.1	0.00	AFS
3133ERCX7			Fixed	05/01/26		05/26	100.00		101.03		1.0%	1.2	1.40	
FFCB 5.17 05/01/28	FFCB	5,000	5.170	Anytime		05/01/28	5,000	5.17	5,052	4.18	52	-5.7	-0.31	AFS
3134GW4C7			Fixed	04/27/25		10/26	100.00		94.99		-5.0%	1.5	1.53	
FHLMC 0.8 10/27/26	FHLMC	5,000	0.800	Quarterly		10/27/26	5,000	0.80	4,750	4.12	-250	-4.5	0.03	AFS
3130ARHJ3			Fixed	05/19/25		04/27	100.00		98.22		-1.8%	1.4	1.55	
FHLB 3.175 04/19/27	FHLB	5,000	3.175	Monthly		04/19/27	5,000	3.17	4,911	4.09	-89	-5.4	-0.35	AFS
3133ENJC5			Fixed	04/22/25		12/26	100.00		95.35		-4.7%	1.7	1.67	
FFCB 1.29 12/22/26	FFCB	5,000	1.290	Anytime		12/22/26	5,000	1.29	4,767	4.11	-233	-4.9	0.02	AFS
3133EPLE3			Fixed	05/30/25		10/25	100.00		99.77		-0.2%	0.4	0.92	
FFCB 4.67 05/30/28	FFCB	2,815	4.670	Anytime		05/30/28	2,815	4.69	2,809	5.12	-6	-5.9	-0.99	AFS
3130AMRQ7			Fixed	06/30/25		12/25	100.00		97.51		-2.5%	0.7	0.73	
FHLB 0 7/8 12/30/25	FHLB	3,000	0.875	Quarterly		12/30/25	3,000	0.87	2,925	4.29	-75	-2.2	0.01	AFS
Callable Agency							100.00		97.98		-2.0%	1.0	1.10	
		79,275	1.865				79,275	1.86	77,670	4.39	-1,605	-3.6	-0.11	
Total							100.00		98.42		-1.6%	1.5	1.52	
		139,975	2.432				139,975	2.43	137,762	4.26	-2,213	-4.6	-0.03	

Corporate - CUSIP Detail

CUSIP Security Description	Sector Subsector	Par Value	Cpn	Maturity	Index Margin	Moody's S&P	Bk Price Bk Value	Yield @Bk	Mkt Price Mkt Value	Mkt Yield	Gain/(Loss) % $	% Px Δ -100 +300	Eff. Dur Cvx	ESG/Gr Intent
11271LAA0	Finance					A-	100.00		99.55		-0.4%	1.0	1.01	
BNCN 4 1/4 06/02/26	Other Financial	500	4.250	06/02/26		A3	500	4.25	498	4.69	-2	-3.2	-0.08	AFS
46625HRS1	Finance					A	100.00		98.64		-1.4%	1.1	1.12	
JPM 3.2 06/15/26	Banks	500	3.200	06/15/26		A1	500	3.20	493	4.37	-7	-3.4	-0.04	AFS
61761J3R8	Finance					A-	100.00		98.13		-1.9%	1.3	1.28	
MS 3 1/8 07/27/26	Banks	500	3.125	07/27/26		A1	500	3.12	491	4.60	-9	-3.7	0.02	AFS
808513BW4	Finance					A-	100.00		97.83		-2.2%	1.8	1.84	
SCHW 3.3 04/01/27	Other Financial	500	3.300	04/01/27		A2	500	3.30	489	4.45	-11	-5.5	0.00	AFS
75973QAA5	Finance					A-	100.00		97.27		-2.7%	2.1	2.08	
RNR 3.45 07/01/27	Other Financial	500	3.450	07/01/27		A3	500	3.45	486	4.74	-14	-6.1	0.02	AFS
22550L2K6	Finance					A+	100.00		101.07		1.1%	2.2	2.13	
UBS 5 07/09/27	Banks	500	5.000	07/09/27		Aa2	500	5.00	505	4.49	5	-6.1	0.06	AFS
06406RBN6	Finance				SOFR	A	100.00		99.98		0.0%	2.7	2.63	
BK 4.543 02/01/29	Other Financial	656	4.543	02/01/29		Aa3	656	4.54	656	4.55	0	-7.5	0.08	AFS
780082AD5	Finance					A-	100.00		100.16		0.2%	0.8	0.80	
RY 4.65 01/27/26	Banks	500	4.650	01/27/26		A3	500	4.64	501	4.44	1	-2.4	0.01	AFS
06406RAQ0	Finance					A	100.00		96.96		-3.0%	0.8	0.81	
BK 0 3/4 01/28/26	Other Financial	500	0.750	01/28/26		Aa3	500	0.75	485	4.54	-15	-2.4	0.01	AFS
05565QDH8	Finance					A-	100.00		97.34		-2.7%	3.4	3.31	
BPLN 3.723 11/28/28	Other Financial	500	3.723	11/28/28		A1	500	3.72	487	4.52	-13	-9.5	0.10	AFS
Finance						A	100.00		98.73		-1.3%	1.7	1.73	
		5,156	3.628			A1	5,156	3.63	5,091	4.54	-65	-5.1	0.02	
30231GAT9	Industrial					AA-	100.00		98.88		-1.1%	0.8	0.86	
XOM 3.043 03/01/26	Energy Company	1,000	3.043	03/01/26		Aa2	1,000	3.04	989	4.31	-11	-2.6	-0.05	AFS
194162AQ6	Industrial					A+	100.00		100.47		0.5%	0.9	0.89	
CL 4.8 03/02/26	Consumer Goods	1,000	4.800	03/02/26		Aa3	1,000	4.80	1,005	4.27	5	-2.6	0.01	AFS
718172CE7	Industrial					A-	100.00		96.22		-3.8%	2.7	2.71	
PM 3 1/8 03/02/28	Consumer Goods	500	3.125	03/02/28		A2	500	3.12	481	4.52	-19	-7.8	0.05	AFS
742718FY0	Industrial					AA-	100.00		99.77		-0.2%	0.8	0.80	
PG 4.1 01/26/26	Consumer Goods	1,000	4.100	01/26/26		Aa3	1,000	4.09	998	4.38	-2	-2.4	0.01	AFS
Industrial						AA-	100.00		99.21		-0.8%	1.1	1.11	
		3,500	3.859			Aa2	3,500	3.86	3,472	4.35	-28	-3.3	0.00	
797440CE2	Utility					A	100.00		100.89		0.9%	3.1	3.04	Y/Y
SRE 4.95 08/15/28	Electric Power	500	4.950	08/15/28		A1	500	4.95	504	4.66	4	-8.7	0.10	AFS

Corporate - CUSIP Detail

CUSIP Security Description	Sector Subsector	Par Value	Cpn	Maturity	Index Margin	Moody's S&P	Bk Price Bk Value	Yield @Bk	Mkt Price Mkt Value	Mkt Yield	Gain/(Loss) % $	% Px Δ -100 +300	Eff. Dur Cvx	ESG/Gr Intent
Utility						A	100.00		100.89		0.9%	3.1	3.04	
		500	4.950			A1	500	4.95	504	4.66	4	-8.7	0.10	
Total						A+	100.00		99.03		-1.0%	1.6	1.56	
		9,156	3.788			Aa3	9,156	3.79	9,067	4.47	-89	-4.6	0.02	

CD - CUSIP Detail

CUSIP Security Description	Ticker	Par Value	Coupon Type Rate	Step Date Rate	Maturity Proj. Final	Bk Price Bk Value	Yield @Bk	Mkt Price Mkt Value	Mkt Yield	Gain/(Loss) % $	% Px Δ -100 +300	Effective Dur Cvx	ESG/Gr Intent
229083AA8			Fixed		06/29	100.00		100.14		0.1%	0.1	0.53	
EVANBT 5.35 06/18/29	EVANBT	245	5.350		06/18/29	245	5.42	245	5.38	0	-5.5	-0.76	AFS
46656MVH1			Fixed		11/27	100.00		100.07		0.1%	0.2	0.54	
JPM 5 11/30/27	JPM	240	5.000		11/30/27	240	5.00	240	4.97	0	-4.5	-0.64	AFS
59541KCV7			Fixed		06/28	100.00		100.14		0.1%	0.2	0.55	
MIDMIB 5.15 06/12/28	MIDMIB	245	5.150		06/12/28	245	5.21	245	5.17	0	-4.8	-0.66	AFS
09776DAG9			Fixed		06/29	100.00		100.23		0.2%	0.3	0.60	
BOMBNK 5.35 06/25/29	BOMBNK	245	5.350		06/25/29	245	5.42	246	5.35	1	-5.5	-0.67	AFS
38150VUZ0			Fixed		06/26	100.00		101.14		1.1%	1.2	1.15	
GS 5.05 06/11/26	GS	245	5.050		06/11/26	245	5.06	248	4.07	3	-3.4	0.02	AFS
34520LBC6			Fixed		06/26	100.00		101.16		1.2%	1.2	1.16	
FORBBK 5.05 06/15/26	FORBBK	245	5.050		06/15/26	245	5.06	248	4.06	3	-3.4	0.02	AFS
05580A4Y7			Fixed		06/26	100.00		100.54		0.5%	1.2	1.16	
BMW 4.65 06/15/26	BMW	240	4.650		06/15/26	240	4.66	241	4.19	1	-3.4	0.02	AFS
8562855V9			Fixed		06/26	100.00		101.22		1.2%	1.2	1.17	
SBIIN 5.1 06/17/26	SBIIN	245	5.100		06/17/26	245	5.10	248	4.06	3	-3.4	0.02	AFS
35634MAE1			Fixed		06/26	100.00		101.18		1.2%	1.2	1.18	
FREBNJ 5.05 06/22/26	FREBNJ	245	5.050		06/22/26	245	5.05	248	4.06	3	-3.5	0.02	AFS
06051XER9			Fixed		06/26	100.00		101.18		1.2%	1.2	1.18	
BAC 5.05 06/22/26	BAC	245	5.050		06/22/26	245	5.05	248	4.06	3	-3.5	0.02	AFS
307811KA6			Fixed		06/28	100.00		100.82		0.8%	1.4	1.60	
FMBKWI 5 06/14/28	FMBKWI	245	5.000		06/14/28	245	5.06	247	4.78	2	-6.2	-0.33	AFS
09582YAV4			Fixed		12/27	100.00		100.62		0.6%	2.6	2.57	
RICBVA 4.2 12/28/27	RICBVA	240	4.200		12/28/27	240	4.20	241	3.96	1	-7.4	0.08	AFS
89235MPP0			Fixed		06/29	100.00		102.36		2.4%	3.9	3.79	
TOYFBN 4.65 06/13/29	TOYFBN	245	4.650		06/13/29	245	4.65	251	4.04	6	-10.6	0.17	AFS
NCD						100.00		100.83		0.8%	1.2	1.33	
		3,170	4.975			3,170	5.00	3,196	4.47	26	-5.0	-0.21	
Total						100.00		100.83		0.8%	1.2	1.33	
		3,170	4.975			3,170	5.00	3,196	4.47	26	-5.0	-0.21	

Other - CUSIP Detail

CUSIP	Ticker	Par Value	Coupon Type Rate	Step Date Rate	Proj.Mat. Final Mat.	Bk Price Bk Value	Yield @ Bk	Mkt Price Mkt Value	Mkt Yield	Gain/(Loss) % $	% Px Δ -100 +300	Effective Dur Cvx	ESG/Gr Intent
			Fixed		04/25	100.00		100.00		0.0%	0.1	0.09	
PLMDLCAMP		52,367	0.300		04/30/25	52,367	0.30	52,367	0.30	0	-0.3	0.00	AFS
			Fixed		04/25	100.00		100.00		0.0%	0.1	0.09	
PLMDLLAIF		56,352	0.780		04/30/25	56,352	0.78	56,352	0.78	0	-0.3	0.00	AFS
			Fixed		04/25	100.00		100.00		0.0%	0.1	0.09	
PLMDLLAIF		36,500	0.780		04/30/25	36,500	0.78	36,500	0.78	0	-0.3	0.00	AFS
			Fixed		04/25	100.00		100.00		0.0%	0.1	0.09	
PLMDLLAIF		14,738	0.780		04/30/25	14,738	0.78	14,738	0.78	0	-0.3	0.00	AFS
						100.00		100.00		0.0%	0.1	0.09	
Cash & Other		159,957	0.623			159,957	0.62	159,957	0.62	0	-0.3	0.00	
						100.00		100.00		0.0%	0.1	0.09	
Total		159,957	0.623			159,957	0.62	159,957	0.62	0	-0.3	0.00	

Shocked CUSIP Analysis

		-300		-200		-100		Base		+100		+200		+300	
	Par Value	$ Amt Δ	% Px Δ	$ Amt Δ	% Px Δ	$ Amt Δ	% Px Δ	$ Amt Δ	% Px Δ	$ Amt Δ	% Px Δ	$ Amt Δ	% Px Δ	$ Amt Δ	% Px Δ
CUSIP	Coupon	Mkt Px	Mkt Yld	Mkt Px	Mkt Yld	Mkt Px	Mkt Yld	Mkt Px	Mkt Yld	Mkt Px	Mkt Yld	Mkt Px	Mkt Yld	Mkt Px	Mkt Yld
Description	Maturity	Dur	WAL	Dur	WAL	Dur	WAL	Dur	WAL	Dur	WAL	Dur	WAL	Dur	WAL
	1,810	20	1.12%	13	0.74%	7	0.37%	0	0.00%	-7	-0.37%	-13	-0.73%	-19	-1.09%
3133EL3P7	0.53	99.66	1.46	99.29	2.50	98.92	3.53	98.56	4.56	98.20	5.60	97.84	6.63	97.48	7.67
FFCB 0.53 08/12/25	08/12/2025	0.35	0.39	0.37	0.39	0.37	0.39	0.37	0.39	0.37	0.39	0.37	0.39	0.36	0.39
	5,000	32	0.65%	21	0.43%	11	0.21%	0	0.00%	-11	-0.21%	-21	-0.43%	-32	-0.64%
3133ELK37	0.78	99.82	1.63	99.61	2.67	99.40	3.72	99.18	4.77	98.97	5.82	98.76	6.87	98.55	7.93
FFCB 0.78 06/16/25	06/16/2025	0.20	0.24	0.22	0.24	0.21	0.24	0.21	0.24	0.21	0.24	0.21	0.24	0.21	0.24
	10,000	70	0.71%	47	0.47%	23	0.23%	0	0.00%	-23	-0.23%	-46	-0.47%	-69	-0.70%
3133ENHW3	1.17	99.91	1.56	99.68	2.60	99.44	3.64	99.21	4.69	98.98	5.74	98.75	6.79	98.52	7.85
FFCB 1.17 06/23/25	06/23/2025	0.17	0.26	0.23	0.26	0.23	0.26	0.23	0.26	0.23	0.26	0.23	0.26	0.23	0.26
	5,000	220	4.62%	158	3.32%	80	1.68%	0	0.00%	-79	-1.66%	-156	-3.28%	-232	-4.87%
3133ENJC5	1.29	99.76	1.63	98.52	2.17	96.95	3.12	95.35	4.11	93.77	5.11	92.22	6.11	90.71	7.11
FFCB 1.29 12/22/26	12/22/2026	0.75	0.76	1.42	1.76	1.63	1.76	1.67	1.76	1.67	1.76	1.66	1.76	1.65	1.76
	1,000	13	1.31%	9	0.87%	4	0.43%	0	0.00%	-4	-0.43%	-8	-0.85%	-13	-1.27%
3133EJYM5	3.02	100.75	1.25	100.31	2.28	99.88	3.31	99.45	4.34	99.02	5.37	98.60	6.41	98.18	7.44
FFCB 3.02 09/04/25	09/04/2025	0.44	0.46	0.43	0.46	0.43	0.46	0.43	0.46	0.43	0.46	0.43	0.46	0.42	0.46
	2,000	26	1.31%	17	0.87%	9	0.43%	0	0.00%	-9	-0.43%	-17	-0.85%	-25	-1.27%
3133EJYM5	3.02	100.75	1.25	100.31	2.28	99.88	3.31	99.45	4.34	99.02	5.37	98.60	6.41	98.18	7.44
FFCB 3.02 09/04/25	09/04/2025	0.44	0.46	0.43	0.46	0.43	0.46	0.43	0.46	0.43	0.46	0.43	0.46	0.42	0.46
	1,000	54	5.36%	37	3.65%	19	1.89%	0	0.00%	-20	-2.04%	-42	-4.17%	-64	-6.39%
3133ERE23	4.32	105.53	0.97	103.81	1.99	102.05	3.05	100.16	4.22	98.12	5.08	95.98	5.97	93.76	6.92
FFCB 4.32 12/02/27	12/02/2027	1.63	1.70	1.68	1.70	1.79	1.70	1.96	1.70	2.13	2.70	2.27	2.70	2.36	2.70
	2,815	22	0.78%	17	0.60%	12	0.43%	0	0.00%	-40	-1.42%	-99	-3.52%	-166	-5.93%
3133EPLE3	4.67	100.55	1.36	100.37	2.39	100.20	3.43	99.77	5.12	98.36	5.24	96.26	5.98	93.86	6.86
FFCB 4.67 05/30/28	05/30/2028	0.17	0.19	0.17	0.19	0.30	0.19	0.92	0.57	1.79	3.19	2.34	3.19	2.60	3.19
	5,000	174	3.44%	119	2.35%	63	1.24%	0	0.00%	-79	-1.56%	-176	-3.48%	-286	-5.67%
3133ERCX7	5.17	104.52	0.97	103.41	1.97	102.29	3.00	101.03	4.18	99.46	5.53	97.52	6.06	95.31	6.88
FFCB 5.17 05/01/28	05/01/2028	1.07	1.11	1.08	1.11	1.16	1.11	1.40	1.11	1.77	1.62	2.13	3.11	2.40	3.11
	3,000	65	2.23%	43	1.48%	22	0.74%	0	0.00%	-21	-0.73%	-42	-1.45%	-63	-2.16%
3130AMRQ7	0.88	99.68	1.31	98.95	2.29	98.22	3.29	97.51	4.29	96.80	5.29	96.09	6.29	95.40	7.28
FHLB 0 7/8 12/30/25	12/30/2025	0.58	0.78	0.73	0.78	0.74	0.78	0.73	0.78	0.73	0.78	0.73	0.78	0.72	0.78
	5,000	256	5.44%	176	3.74%	88	1.87%	0	0.00%	-86	-1.83%	-170	-3.62%	-253	-5.36%
3130AL5A8	0.90	99.30	1.41	97.70	2.14	95.93	3.12	94.18	4.11	92.45	5.11	90.77	6.11	89.12	7.11
FHLB 0.9 02/26/27	02/26/2027	1.18	1.43	1.72	1.94	1.84	1.94	1.85	1.94	1.84	1.94	1.83	1.94	1.82	1.94
	4,000	121	3.13%	83	2.14%	41	1.06%	0	0.00%	-40	-1.05%	-80	-2.08%	-119	-3.09%
3130AN5C0	1.05	99.68	1.44	98.72	2.26	97.68	3.26	96.66	4.26	95.64	5.26	94.65	6.26	93.67	7.26
FHLB 1.05 04/29/26	04/29/2026	0.66	0.86	1.01	1.11	1.06	1.11	1.05	1.11	1.05	1.11	1.04	1.11	1.04	1.11

Shocked CUSIP Analysis

		-300		-200		-100		Base		+100		+200		+300	
	Par Value	$ Amt Δ	% Px Δ	$ Amt Δ	% Px Δ	$ Amt Δ	% Px Δ	$ Amt Δ	% Px Δ	$ Amt Δ	% Px Δ	$ Amt Δ	% Px Δ	$ Amt Δ	% Px Δ
CUSIP	Coupon	Mkt Px	Mkt Yld	Mkt Px	Mkt Yld	Mkt Px	Mkt Yld	Mkt Px	Mkt Yld	Mkt Px	Mkt Yld	Mkt Px	Mkt Yld	Mkt Px	Mkt Yld
Description	Maturity	Dur	WAL	Dur	WAL	Dur	WAL	Dur	WAL	Dur	WAL	Dur	WAL	Dur	WAL
	5,000	192	4.00%	159	3.31%	85	1.77%	0	0.00%	-86	-1.79%	-171	-3.56%	-254	-5.29%
3130AQRH8	2.00	100.06	1.63	99.39	2.54	97.91	3.14	96.21	4.09	94.49	5.08	92.79	6.08	91.12	7.08
FHLB 2 02/25/27	02/25/2027	0.41	0.18	1.08	1.18	1.63	1.93	1.78	1.93	1.81	1.93	1.81	1.93	1.81	1.93
	5,000	93	1.90%	90	1.84%	67	1.37%	0	0.00%	-84	-1.72%	-174	-3.54%	-263	-5.36%
3130ARHJ3	3.18	100.09	1.35	100.03	2.55	99.57	3.73	98.22	4.09	96.53	4.97	94.75	5.93	92.96	6.92
FHLB 3.175 04/19/27	04/19/2027	0.06	0.08	0.26	0.08	0.91	0.83	1.55	2.08	1.80	2.08	1.89	2.08	1.91	2.08
	3,000	230	7.63%	158	5.24%	83	2.74%	0	0.00%	-91	-3.04%	-189	-6.28%	-289	-9.60%
3130B4RC7	4.50	107.94	1.03	105.54	2.05	103.04	3.13	100.29	4.37	97.24	5.22	93.99	6.10	90.66	7.04
FHLB 4 1/2 07/27/29	07/27/2029	2.24	2.35	2.32	2.35	2.55	2.35	2.89	2.35	3.24	4.35	3.50	4.35	3.65	4.35
	1,000	59	5.87%	41	4.14%	23	2.27%	0	0.00%	-28	-2.82%	-61	-6.08%	-95	-9.55%
3130B3XP3	4.50	105.81	0.99	104.08	2.01	102.22	3.13	99.94	4.53	97.12	5.20	93.87	6.02	90.40	6.94
FHLB 4 1/2 12/04/29	12/04/2029	1.64	1.71	1.73	1.71	2.02	1.71	2.55	1.71	3.13	4.71	3.58	4.71	3.85	4.71
	3,000	132	4.40%	92	3.07%	50	1.66%	0	0.00%	-62	-2.05%	-134	-4.45%	-211	-7.04%
3130B4QA2	4.55	104.47	1.09	103.13	2.10	101.73	3.18	100.07	4.49	98.01	5.21	95.61	6.03	93.02	6.95
FHLB 4.55 07/21/28	07/21/2028	1.28	1.33	1.33	1.33	1.51	1.33	1.86	1.33	2.27	3.33	2.61	3.33	2.81	3.33
	10,000	144	1.47%	96	0.98%	48	0.49%	0	0.00%	-47	-0.48%	-94	-0.96%	-140	-1.43%
3134GWUG9	0.57	99.60	1.40	99.12	2.43	98.64	3.46	98.16	4.48	97.69	5.51	97.22	6.54	96.76	7.57
FHLMC 0.57 09/24/25	09/24/2025	0.45	0.51	0.49	0.51	0.49	0.51	0.48	0.51	0.48	0.51	0.48	0.51	0.48	0.51
	1,150	21	1.86%	14	1.23%	7	0.61%	0	0.00%	-7	-0.61%	-14	-1.20%	-20	-1.80%
3134GXBM5	0.60	99.55	1.34	98.94	2.36	98.33	3.37	97.73	4.38	97.14	5.40	96.56	6.41	95.98	7.42
FHLMC 0.6 11/12/25	11/12/2025	0.54	0.65	0.61	0.65	0.61	0.65	0.61	0.65	0.61	0.65	0.60	0.65	0.60	0.65
	5,000	218	4.58%	148	3.11%	74	1.55%	0	0.00%	-72	-1.52%	-143	-3.01%	-212	-4.47%
3134GW4C7	0.80	99.34	1.30	97.95	2.13	96.46	3.12	94.99	4.12	93.55	5.12	92.13	6.12	90.75	7.12
FHLMC 0.8 10/27/26	10/27/2026	1.04	1.35	1.47	1.60	1.53	1.60	1.53	1.60	1.53	1.60	1.52	1.60	1.51	1.60
	3,000	53	1.82%	35	1.20%	18	0.60%	0	0.00%	-17	-0.59%	-35	-1.18%	-52	-1.76%
3135G06G3	0.50	99.50	1.33	98.91	2.35	98.31	3.36	97.73	4.38	97.15	5.39	96.58	6.40	96.01	7.42
FNMA 0 1/2 11/07/25	11/07/2025	0.60	0.63	0.60	0.63	0.60	0.63	0.60	0.63	0.59	0.63	0.59	0.63	0.59	0.63
	3,500	35	1.02%	23	0.68%	12	0.34%	0	0.00%	-12	-0.33%	-23	-0.67%	-34	-1.00%
3136G4ZP1	0.65	99.73	1.46	99.40	2.48	99.06	3.51	98.73	4.53	98.40	5.56	98.07	6.59	97.75	7.62
FNMA 0.65 07/30/25	07/30/2025	0.31	0.36	0.34	0.36	0.34	0.36	0.34	0.36	0.33	0.36	0.33	0.36	0.33	0.36
	5,000	253	5.26%	167	3.46%	82	1.71%	0	0.00%	-81	-1.68%	-160	-3.32%	-237	-4.92%
912828YX2	1.75	101.29	1.00	99.57	2.00	97.88	3.00	96.23	4.00	94.62	5.00	93.04	6.00	91.50	6.99
T 1 3/4 12/31/26	12/31/2026	1.72	1.78	1.71	1.78	1.70	1.78	1.69	1.78	1.69	1.78	1.68	1.78	1.67	1.78
	3,000	80	2.72%	53	1.80%	26	0.89%	0	0.00%	-26	-0.88%	-52	-1.75%	-77	-2.61%
9128286F2	2.50	101.19	1.18	100.29	2.18	99.40	3.17	98.52	4.16	97.65	5.16	96.79	6.15	95.95	7.14
T 2 1/2 02/28/26	02/28/2026	0.90	0.94	0.90	0.94	0.89	0.94	0.89	0.94	0.88	0.94	0.88	0.94	0.87	0.94

Shocked CUSIP Analysis

		-300		-200		-100		Base		+100		+200		+300	
	Par Value	$ Amt Δ	% Px Δ	$ Amt Δ	% Px Δ	$ Amt Δ	% Px Δ	$ Amt Δ	% Px Δ	$ Amt Δ	% Px Δ	$ Amt Δ	% Px Δ	$ Amt Δ	% Px Δ
CUSIP	Coupon	Mkt Px	Mkt Yld	Mkt Px	Mkt Yld	Mkt Px	Mkt Yld	Mkt Px	Mkt Yld	Mkt Px	Mkt Yld	Mkt Px	Mkt Yld	Mkt Px	Mkt Yld
Description	Maturity	Dur	WAL	Dur	WAL	Dur	WAL	Dur	WAL	Dur	WAL	Dur	WAL	Dur	WAL
	3,200	94	2.99%	62	1.98%	31	0.98%	0	0.00%	-30	-0.97%	-60	-1.92%	-90	-2.86%
9128286L9	2.25	101.14	1.10	100.14	2.10	99.17	3.10	98.20	4.10	97.25	5.10	96.32	6.10	95.40	7.10
T 2 1/4 03/31/26	03/31/2026	0.99	1.03	0.98	1.03	0.98	1.03	0.97	1.03	0.97	1.03	0.96	1.03	0.96	1.03
	5,000	111	2.24%	73	1.48%	36	0.74%	0	0.00%	-36	-0.73%	-71	-1.45%	-107	-2.16%
9128285T3	2.63	101.06	1.21	100.31	2.21	99.57	3.21	98.84	4.21	98.12	5.21	97.41	6.21	96.71	7.20
T 2 5/8 12/31/25	12/31/2025	0.74	0.78	0.74	0.78	0.74	0.78	0.73	0.78	0.73	0.78	0.72	0.78	0.72	0.78
	3,000	66	2.24%	44	1.48%	22	0.74%	0	0.00%	-22	-0.73%	-43	-1.45%	-64	-2.16%
9128285T3	2.63	101.06	1.21	100.31	2.21	99.57	3.21	98.84	4.21	98.12	5.21	97.41	6.21	96.71	7.20
T 2 5/8 12/31/25	12/31/2025	0.74	0.78	0.74	0.78	0.74	0.78	0.73	0.78	0.73	0.78	0.72	0.78	0.72	0.78
	5,000	330	6.69%	217	4.40%	107	2.17%	0	0.00%	-104	-2.11%	-206	-4.17%	-304	-6.18%
91282CEW7	3.25	105.13	0.94	102.87	1.94	100.67	2.94	98.53	3.94	96.45	4.94	94.42	5.93	92.45	6.93
T 3 1/4 06/30/27	06/30/2027	2.18	2.28	2.17	2.28	2.15	2.28	2.14	2.28	2.13	2.28	2.12	2.28	2.11	2.28
	5,000	656	13.18%	426	8.58%	208	4.18%	0	0.00%	-198	-3.99%	-388	-7.79%	-568	-11.42%
91282CFL0	3.88	112.56	1.01	107.98	2.01	103.61	3.01	99.45	4.01	95.49	5.01	91.70	6.01	88.09	7.01
T 3 7/8 09/30/29	09/30/2029	4.15	4.53	4.14	4.53	4.12	4.53	4.09	4.53	4.06	4.53	4.03	4.53	4.00	4.53
	5,000	679	13.66%	441	8.88%	215	4.33%	0	0.00%	-205	-4.12%	-400	-8.05%	-586	-11.79%
91282CFY2	3.88	112.99	1.02	108.23	2.02	103.71	3.02	99.41	4.02	95.31	5.01	91.41	6.01	87.69	7.01
T 3 7/8 11/30/29	11/30/2029	4.29	4.70	4.29	4.70	4.26	4.70	4.23	4.70	4.20	4.70	4.17	4.70	4.14	4.70
	3,000	414	13.90%	269	9.03%	131	4.40%	0	0.00%	-125	-4.19%	-244	-8.17%	-357	-11.96%
91282CGB1	3.88	113.19	1.02	108.35	2.02	103.75	3.02	99.38	4.02	95.21	5.02	91.25	6.02	87.49	7.02
T 3 7/8 12/31/29	12/31/2029	4.36	4.78	4.36	4.78	4.33	4.78	4.30	4.78	4.26	4.78	4.23	4.78	4.20	4.78
	5,000	130	2.61%	86	1.73%	43	0.86%	0	0.00%	-42	-0.85%	-84	-1.68%	-125	-2.50%
91282CGL9	4.00	102.48	1.16	101.60	2.17	100.73	3.17	99.88	4.17	99.03	5.17	98.20	6.18	97.38	7.18
T 4 02/15/26	02/15/2026	0.86	0.91	0.86	0.91	0.86	0.91	0.85	0.91	0.85	0.91	0.84	0.91	0.84	0.91
	5,000	180	3.59%	119	2.37%	59	1.18%	0	0.00%	-58	-1.16%	-115	-2.30%	-171	-3.42%
91282CHH7	4.13	103.71	1.03	102.49	2.04	101.29	3.04	100.11	4.04	98.95	5.04	97.81	6.04	96.69	7.04
T 4 1/8 06/15/26	06/15/2026	1.19	1.23	1.18	1.23	1.17	1.23	1.17	1.23	1.16	1.23	1.16	1.23	1.15	1.23
	2,500	185	7.37%	122	4.84%	60	2.39%	0	0.00%	-58	-2.32%	-115	-4.57%	-170	-6.76%
91282CFM8	4.13	107.88	0.93	105.33	1.93	102.87	2.93	100.47	3.93	98.14	4.92	95.88	5.92	93.68	6.92
T 4 1/8 09/30/27	09/30/2027	2.39	2.53	2.38	2.53	2.36	2.53	2.35	2.53	2.34	2.53	2.33	2.53	2.31	2.53
	5,000	669	13.40%	435	8.71%	212	4.25%	0	0.00%	-202	-4.05%	-395	-7.91%	-579	-11.58%
91282CFT3	4.00	113.34	1.01	108.66	2.01	104.20	3.01	99.95	4.01	95.91	5.01	92.05	6.01	88.38	7.01
T 4 10/31/29	10/31/2029	4.21	4.61	4.21	4.61	4.18	4.61	4.15	4.61	4.12	4.61	4.09	4.61	4.06	4.61
Treasury/Agency	139,975	6,098	4.43%	4,112	2.98%	2,076	1.51%	0	0.00%	-2,113	-1.53%	-4,239	-3.08%	-6,347	-4.61%
	2.43	102.78	1.25	101.36	2.23	99.90	3.24	98.42	4.26	96.91	5.25	95.39	6.23	93.88	7.23
		1.32	1.38	1.42	1.49	1.47	1.54	1.52	1.59	1.56	1.78	1.59	1.83	1.59	1.83

Shocked CUSIP Analysis

		-300		-200		-100		Base		+100		+200		+300	
CUSIP Description	Par Value Coupon Maturity	$ Amt Δ Mkt Px Dur	% Px Δ Mkt Yld WAL	$ Amt Δ Mkt Px Dur	% Px Δ Mkt Yld WAL	$ Amt Δ Mkt Px Dur	% Px Δ Mkt Yld WAL	$ Amt Δ Mkt Px Dur	% Px Δ Mkt Yld WAL	$ Amt Δ Mkt Px Dur	% Px Δ Mkt Yld WAL	$ Amt Δ Mkt Px Dur	% Px Δ Mkt Yld WAL	$ Amt Δ Mkt Px Dur	% Px Δ Mkt Yld WAL
	500	12	2.48%	8	1.64%	4	0.82%	0	0.00%	-4	-0.81%	-8	-1.60%	-12	-2.38%
06406RAQ0	0.75	99.36	1.53	98.55	2.53	97.75	3.54	96.96	4.54	96.18	5.55	95.41	6.56	94.65	7.56
BK 0 3/4 01/28/26	01/28/2026	0.80	0.86	0.82	0.86	0.81	0.86	0.81	0.86	0.81	0.86	0.80	0.86	0.80	0.86
	656	54	8.28%	36	5.43%	18	2.67%	0	0.00%	-17	-2.59%	-33	-5.10%	-49	-7.53%
06406RBN6	4.54	108.26	1.55	105.41	2.55	102.65	3.55	99.98	4.55	97.39	5.55	94.89	6.55	92.46	7.55
BK 4.543 02/01/29	02/01/2029	2.67	2.87	2.66	2.87	2.65	2.87	2.63	2.87	2.62	2.87	2.60	2.87	2.59	2.87
	500	14	2.82%	9	1.90%	5	0.97%	0	0.00%	-5	-1.05%	-11	-2.14%	-16	-3.23%
11271LAA0	4.25	102.36	1.65	101.44	2.65	100.52	3.67	99.55	4.69	98.50	5.58	97.42	6.57	96.34	7.57
BNCN 4 1/4 06/02/26	06/02/2026	0.91	0.95	0.91	0.95	0.94	0.95	1.01	1.07	1.08	1.20	1.11	1.20	1.11	1.20
	500	50	10.32%	33	6.80%	16	3.36%	0	0.00%	-16	-3.26%	-31	-6.42%	-46	-9.46%
05565QDH8	3.72	107.38	1.49	103.96	2.50	100.61	3.53	97.34	4.52	94.17	5.50	91.10	6.49	88.13	7.49
BPLN 3.723 11/28/28	11/28/2028	3.21	3.44	3.26	3.44	3.29	3.44	3.31	3.69	3.32	3.69	3.31	3.69	3.30	3.69
	1,000	28	2.74%	18	1.81%	9	0.90%	0	0.00%	-9	-0.89%	-18	-1.76%	-26	-2.63%
194162AQ6	4.80	103.22	1.26	102.29	2.26	101.38	3.27	100.47	4.27	99.58	5.27	98.70	6.27	97.83	7.27
CL 4.8 03/02/26	03/02/2026	0.91	0.95	0.90	0.95	0.90	0.95	0.89	0.95	0.89	0.95	0.89	0.95	0.88	0.95
	500	15	3.08%	10	2.11%	5	1.10%	0	0.00%	-6	-1.14%	-11	-2.28%	-17	-3.40%
46625HRS1	3.20	101.68	1.42	100.72	2.43	99.73	3.49	98.64	4.37	97.52	5.35	96.39	6.35	95.29	7.35
JPM 3.2 06/15/26	06/15/2026	0.95	0.98	0.97	0.98	1.04	0.98	1.12	1.23	1.15	1.23	1.16	1.23	1.15	1.23
	500	19	3.94%	13	2.60%	6	1.29%	0	0.00%	-6	-1.27%	-12	-2.51%	-18	-3.73%
61761J3R8	3.13	101.99	1.59	100.68	2.59	99.39	3.60	98.13	4.60	96.89	5.60	95.66	6.60	94.46	7.60
MS 3 1/8 07/27/26	07/27/2026	1.30	1.35	1.29	1.35	1.28	1.35	1.28	1.35	1.27	1.35	1.27	1.35	1.26	1.35
	1,000	24	2.45%	16	1.62%	8	0.81%	0	0.00%	-8	-0.79%	-16	-1.58%	-23	-2.35%
742718FY0	4.10	102.21	1.38	101.39	2.38	100.57	3.38	99.77	4.38	98.98	5.39	98.19	6.39	97.42	7.39
PG 4.1 01/26/26	01/26/2026	0.81	0.85	0.81	0.85	0.80	0.85	0.80	0.85	0.80	0.85	0.79	0.85	0.79	0.85
	500	40	8.27%	26	5.49%	13	2.73%	0	0.00%	-13	-2.68%	-25	-5.29%	-38	-7.82%
718172CE7	3.13	104.18	1.52	101.51	2.54	98.85	3.54	96.22	4.52	93.65	5.51	91.14	6.51	88.70	7.50
PM 3 1/8 03/02/28	03/02/2028	2.58	2.70	2.62	2.70	2.67	2.95	2.71	2.95	2.72	2.95	2.71	2.95	2.70	2.95
	500	30	6.24%	20	4.17%	10	2.09%	0	0.00%	-10	-2.07%	-20	-4.11%	-30	-6.10%
75973QAA5	3.45	103.35	1.74	101.33	2.76	99.31	3.77	97.27	4.74	95.26	5.72	93.28	6.72	91.34	7.71
RNR 3.45 07/01/27	07/01/2027	1.96	2.03	1.99	2.03	2.04	2.28	2.08	2.28	2.10	2.28	2.10	2.28	2.10	2.28
	500	12	2.45%	8	1.63%	4	0.81%	0	0.00%	-4	-0.80%	-8	-1.58%	-12	-2.36%
780082AD5	4.65	102.62	1.43	101.79	2.44	100.97	3.44	100.16	4.44	99.36	5.44	98.58	6.45	97.80	7.45
RY 4.65 01/27/26	01/27/2026	0.81	0.85	0.81	0.85	0.81	0.85	0.80	0.85	0.80	0.85	0.79	0.85	0.79	0.85
	500	27	5.49%	18	3.68%	9	1.85%	0	0.00%	-9	-1.84%	-18	-3.66%	-27	-5.45%
808513BW4	3.30	103.20	1.44	101.42	2.46	99.63	3.52	97.83	4.45	96.03	5.42	94.24	6.41	92.49	7.41
SCHW 3.3 04/01/27	04/01/2027	1.73	1.78	1.76	1.78	1.81	1.78	1.84	2.03	1.87	2.03	1.87	2.03	1.87	2.03

Shocked CUSIP Analysis

		-300		-200		-100		Base		+100		+200		+300	
	Par Value	$ Amt Δ	% Px Δ	$ Amt Δ	% Px Δ	$ Amt Δ	% Px Δ	$ Amt Δ	% Px Δ	$ Amt Δ	% Px Δ	$ Amt Δ	% Px Δ	$ Amt Δ	% Px Δ
CUSIP	Coupon	Mkt Px	Mkt Yld	Mkt Px	Mkt Yld	Mkt Px	Mkt Yld	Mkt Px	Mkt Yld	Mkt Px	Mkt Yld	Mkt Px	Mkt Yld	Mkt Px	Mkt Yld
Description	Maturity	Dur	WAL	Dur	WAL	Dur	WAL	Dur	WAL	Dur	WAL	Dur	WAL	Dur	WAL
	500	48	9.59%	32	6.29%	16	3.09%	0	0.00%	-15	-2.99%	-30	-5.89%	-44	-8.69%
797440CE2	4.95	110.56	1.64	107.23	2.64	104.01	3.64	100.89	4.66	97.87	5.65	94.95	6.65	92.12	7.64
SRE 4.95 08/15/28	08/15/2028	3.04	3.32	3.06	3.32	3.05	3.32	3.04	3.32	3.04	3.40	3.03	3.40	3.01	3.40
	500	34	6.65%	22	4.38%	11	2.16%	0	0.00%	-11	-2.10%	-21	-4.15%	-31	-6.14%
22550L2K6	5.00	107.80	1.50	105.50	2.50	103.25	3.50	101.07	4.49	98.95	5.49	96.88	6.49	94.87	7.49
UBS 5 07/09/27	07/09/2027	2.17	2.30	2.15	2.30	2.14	2.30	2.13	2.30	2.12	2.30	2.11	2.30	2.10	2.30
	1,000	22	2.24%	15	1.56%	8	0.83%	0	0.00%	-9	-0.88%	-17	-1.76%	-26	-2.63%
30231GAT9	3.04	101.09	1.40	100.42	2.41	99.70	3.46	98.88	4.31	98.00	5.30	97.14	6.30	96.28	7.31
XOM 3.043 03/01/26	03/01/2026	0.67	0.70	0.69	0.70	0.77	0.76	0.86	0.94	0.89	0.94	0.89	0.94	0.88	0.94
Corporate	9,156	431	4.75%	286	3.15%	143	1.57%	0	0.00%	-141	-1.56%	-279	-3.08%	-415	-4.57%
	3.79	103.73	1.48	102.15	2.48	100.59	3.50	99.03	4.47	97.49	5.46	95.98	6.46	94.50	7.46
		1.54	1.60	1.54	1.60	1.55	1.63	1.56	1.70	1.57	1.71	1.56	1.71	1.54	1.71
	245	9	3.64%	6	2.41%	3	1.19%	0	0.00%	-3	-1.17%	-6	-2.32%	-9	-3.46%
06051XER9	5.05	104.86	1.06	103.61	2.06	102.38	3.06	101.18	4.06	99.99	5.06	98.82	6.06	97.68	7.06
BAC 5.05 06/22/26	06/22/2026	1.20	1.25	1.19	1.25	1.19	1.25	1.18	1.25	1.18	1.25	1.17	1.25	1.16	1.25
	240	9	3.58%	6	2.37%	3	1.17%	0	0.00%	-3	-1.16%	-6	-2.29%	-8	-3.41%
05580A4Y7	4.65	104.15	1.19	102.92	2.19	101.72	3.19	100.54	4.19	99.38	5.19	98.24	6.19	97.12	7.19
BMW 4.65 06/15/26	06/15/2026	1.18	1.23	1.18	1.23	1.17	1.23	1.16	1.23	1.16	1.23	1.15	1.23	1.15	1.23
	245	2	0.75%	1	0.51%	1	0.27%	0	0.00%	-2	-0.94%	-7	-2.95%	-14	-5.54%
09776DAG9	5.35	100.98	5.15	100.74	5.22	100.50	5.28	100.23	5.35	99.29	5.61	97.27	6.17	94.68	6.91
BOMBNK 5.35 06/25/29	06/25/2029	0.24	4.26	0.24	4.26	0.25	4.26	0.60	4.26	1.49	4.26	2.37	4.26	2.89	4.26
	245	1	0.42%	1	0.28%	0	0.15%	0	0.00%	-2	-0.91%	-7	-2.94%	-14	-5.55%
229083AA8	5.35	100.56	5.27	100.42	5.30	100.28	5.34	100.14	5.38	99.23	5.63	97.19	6.19	94.58	6.94
EVANBT 5.35 06/18/29	06/18/2029	0.14	4.24	0.14	4.24	0.14	4.24	0.53	4.24	1.49	4.24	2.39	4.24	2.90	4.24
	245	10	3.89%	7	2.68%	4	1.43%	0	0.00%	-4	-1.76%	-9	-3.84%	-15	-6.15%
307811KA6	5.00	104.74	3.47	103.52	3.87	102.27	4.29	100.82	4.78	99.05	5.39	96.95	6.14	94.62	6.98
FMBKWI 5 06/14/28	06/14/2028	1.17	3.23	1.20	3.23	1.32	3.23	1.60	3.23	1.96	3.23	2.28	3.23	2.52	3.23
	245	9	3.58%	6	2.37%	3	1.17%	0	0.00%	-3	-1.15%	-6	-2.29%	-8	-3.41%
34520LBC6	5.05	104.78	1.06	103.55	2.06	102.34	3.06	101.16	4.06	99.99	5.07	98.84	6.07	97.71	7.07
FORBBK 5.05 06/15/26	06/15/2026	1.18	1.23	1.18	1.23	1.17	1.23	1.16	1.23	1.16	1.23	1.15	1.23	1.15	1.23
	245	9	3.64%	6	2.41%	3	1.19%	0	0.00%	-3	-1.17%	-6	-2.32%	-9	-3.46%
35634MAE1	5.05	104.86	1.06	103.61	2.06	102.38	3.06	101.18	4.06	99.99	5.06	98.82	6.06	97.68	7.06
FREBNJ 5.05 06/22/26	06/22/2026	1.20	1.25	1.19	1.25	1.19	1.25	1.18	1.25	1.18	1.25	1.17	1.25	1.16	1.25
	245	9	3.55%	6	2.35%	3	1.16%	0	0.00%	-3	-1.14%	-6	-2.27%	-8	-3.38%
38150VUZ0	5.05	104.73	1.06	103.52	2.06	102.32	3.06	101.14	4.07	99.99	5.07	98.85	6.07	97.73	7.07
GS 5.05 06/11/26	06/11/2026	1.17	1.22	1.17	1.22	1.16	1.22	1.15	1.22	1.15	1.22	1.14	1.22	1.14	1.22

Shocked CUSIP Analysis

		-300		-200		-100		Base		+100		+200		+300	
CUSIP	Par Value	$ Amt Δ	% Px Δ	$ Amt Δ	% Px Δ	$ Amt Δ	% Px Δ	$ Amt Δ	% Px Δ	$ Amt Δ	% Px Δ	$ Amt Δ	% Px Δ	$ Amt Δ	% Px Δ
Description	Coupon	Mkt Px	Mkt Yld	Mkt Px	Mkt Yld	Mkt Px	Mkt Yld	Mkt Px	Mkt Yld	Mkt Px	Mkt Yld	Mkt Px	Mkt Yld	Mkt Px	Mkt Yld
	Maturity	Dur	WAL	Dur	WAL	Dur	WAL	Dur	WAL	Dur	WAL	Dur	WAL	Dur	WAL
	240	1	0.57%	1	0.39%	1	0.21%	0	0.00%	-2	-0.86%	-6	-2.50%	-11	-4.48%
46656MVH1	5.00	100.64	4.74	100.46	4.81	100.29	4.89	100.07	4.97	99.21	5.32	97.57	6.00	95.59	6.84
JPM 5 11/30/27	11/30/2027	0.18	2.69	0.18	2.69	0.20	2.69	0.54	2.69	1.26	2.69	1.86	2.69	2.15	2.69
	245	2	0.62%	1	0.42%	1	0.22%	0	0.00%	-2	-0.88%	-6	-2.62%	-12	-4.78%
59541KCV7	5.15	100.76	4.95	100.56	5.02	100.36	5.09	100.14	5.17	99.26	5.47	97.52	6.09	95.35	6.88
MIDMIB 5.15 06/12/28	06/12/2028	0.20	3.23	0.20	3.23	0.21	3.23	0.55	3.23	1.32	3.23	2.00	3.23	2.37	3.23
	240	20	8.08%	13	5.30%	6	2.61%	0	0.00%	-6	-2.53%	-12	-4.98%	-18	-7.35%
09582YAV4	4.20	108.75	0.96	105.95	1.96	103.24	2.96	100.62	3.96	98.08	4.96	95.61	5.96	93.22	6.96
RICBVA 4.2 12/28/27	12/28/2027	2.61	2.77	2.60	2.77	2.58	2.77	2.57	2.77	2.55	2.77	2.54	2.77	2.52	2.77
	245	9	3.60%	6	2.38%	3	1.18%	0	0.00%	-3	-1.16%	-6	-2.30%	-8	-3.42%
8562855V9	5.10	104.86	1.06	103.63	2.06	102.41	3.06	101.22	4.06	100.05	5.06	98.89	6.06	97.76	7.07
SBIIN 5.1 06/17/26	06/17/2026	1.19	1.24	1.18	1.24	1.18	1.24	1.17	1.24	1.16	1.24	1.16	1.24	1.15	1.24
	245	31	12.18%	20	7.93%	10	3.88%	0	0.00%	-9	-3.71%	-18	-7.25%	-27	-10.65%
89235MPP0	4.65	114.83	1.04	110.48	2.04	106.33	3.04	102.36	4.04	98.57	5.04	94.94	6.04	91.47	7.04
TOYFBN 4.65 06/13/29	06/13/2029	3.84	4.23	3.84	4.23	3.82	4.23	3.79	4.23	3.77	4.23	3.74	4.23	3.71	4.23
CD	3,170	119	3.71%	78	2.45%	39	1.22%	0	0.00%	-46	-1.43%	-101	-3.15%	-160	-5.01%
	4.97	104.58	2.42	103.31	3.11	102.07	3.79	100.83	4.47	99.39	5.23	97.66	6.09	95.79	7.01
		1.23	2.47	1.22	2.47	1.21	2.47	1.33	2.47	1.60	2.47	1.85	2.47	1.98	2.47
	52,367	136	0.26%	91	0.17%	45	0.09%	0	0.00%	-45	-0.09%	-90	-0.17%	-135	-0.26%
PLMDLCAMP	0.30	100.26	-2.79	100.17	-1.77	100.09	-0.73	100.00	0.30	99.91	1.34	99.83	2.38	99.74	3.42
CAMP	04/30/2025	0.09	0.11	0.09	0.11	0.09	0.11	0.09	0.11	0.09	0.11	0.09	0.11	0.09	0.11
	56,352	147	0.26%	98	0.17%	49	0.09%	0	0.00%	-48	-0.09%	-97	-0.17%	-145	-0.26%
PLMDLLAIF	0.78	100.26	-2.32	100.17	-1.29	100.09	-0.26	100.00	0.78	99.91	1.82	99.83	2.85	99.74	3.90
LAIF	04/30/2025	0.09	0.11	0.09	0.11	0.09	0.11	0.09	0.11	0.09	0.11	0.09	0.11	0.09	0.11
	36,500	95	0.26%	63	0.17%	32	0.09%	0	0.00%	-31	-0.09%	-63	-0.17%	-94	-0.26%
PLMDLLAIF	0.78	100.26	-2.32	100.17	-1.29	100.09	-0.26	100.00	0.78	99.91	1.82	99.83	2.85	99.74	3.90
LAIF	04/30/2025	0.09	0.11	0.09	0.11	0.09	0.11	0.09	0.11	0.09	0.11	0.09	0.11	0.09	0.11
	14,738	38	0.26%	26	0.17%	13	0.09%	0	0.00%	-13	-0.09%	-25	-0.17%	-38	-0.26%
PLMDLLAIF	0.78	100.26	-2.32	100.17	-1.29	100.09	-0.26	100.00	0.78	99.91	1.82	99.83	2.85	99.74	3.90
LAIF	04/30/2025	0.09	0.11	0.09	0.11	0.09	0.11	0.09	0.11	0.09	0.11	0.09	0.11	0.09	0.11
Other	159,957	416	0.26%	277	0.17%	138	0.09%	0	0.00%	-138	-0.09%	-275	-0.17%	-412	-0.26%
	0.62	100.26	-2.47	100.17	-1.44	100.09	-0.41	100.00	0.62	99.91	1.66	99.83	2.70	99.74	3.74
		0.09	0.11	0.09	0.11	0.09	0.11	0.09	0.11	0.09	0.11	0.09	0.11	0.09	0.11
Total	312,258	7,063	2.28%	4,753	1.53%	2,396	0.77%	0	0.00%	-2,438	-0.79%	-4,894	-1.58%	-7,333	-2.37%
	1.57	101.53	-0.61	100.79	0.38	100.04	1.38	99.27	2.39	98.49	3.39	97.70	4.39	96.92	5.39
	1	0.70	0.75	0.74	0.79	0.76	0.82	0.78	0.85	0.80	0.93	0.80	0.95	0.80	0.95

Portfolio Changes

New Securities 12/2024-3/2025

CUSIP	Sector	Security Description	Maturity	Coupon	Original Face	Book Price	Intent
3130B4QA2	Treasury/Agency	FHLB 4.55 07/21/28	07/21/2028	4.55	3,000,000	100.00	AFS
3130B4RC7	Treasury/Agency	FHLB 4 1/2 07/27/29	07/27/2029	4.50	3,000,000	100.00	AFS
91282CGB1	Treasury/Agency	T 3 7/8 12/31/29	12/31/2029	3.88	3,000,000	100.00	AFS

Partial Buy12/2024-3/2025

CUSIP	Sector	Security Description	Maturity	Coupon	Original Face	Book Price	Intent	Redemption Type
PLMDLCAMP	Other	CAMP	04/30/2025	0.30	52,367,136	100.00	AFS	Same CUSIP buys

Securities Sold/Redeemed 12/2024-3/2025

CUSIP	Sector	Security Description	Maturity	Coupon	Original Face	Book Price	Intent	Redemption Type
3130A5DH9	AGY	FHLB 2.000 05/18/20 CALd	05/18/2020	2.00	1,950,000	100.00	AFS	Called
3130AQEA7	Treasury/Agency	FHLB 1.05 01/14/25	01/14/2025	1.05	7,000,000	100.00	AFS	Expired/Matured
PLMDLLAIF	Other	LAIF	04/30/2025	0.78	107,590,087	100.00	AFS	Partial Sale

Shocked Assumptions

	Scenarios						
	Down 300	Down 200	Down 100	Base	Up 100	Up 200	Up 300
Shift Amount	-300	-200	-100	0	100	200	300
Curve Slope Change	0	0	0	0	0	0	0
Shock Horizon	Immediate	Immediate	Immediate	Immediate	Immediate	Immediate	Immediate
Curve Type	Static	Static	Static	Static	Static	Static	Static
Valuation Date	2025-03-31	2025-03-31	2025-03-31	2025-03-31	2025-03-31	2025-03-31	2025-03-31

Yield Curve Scenarios

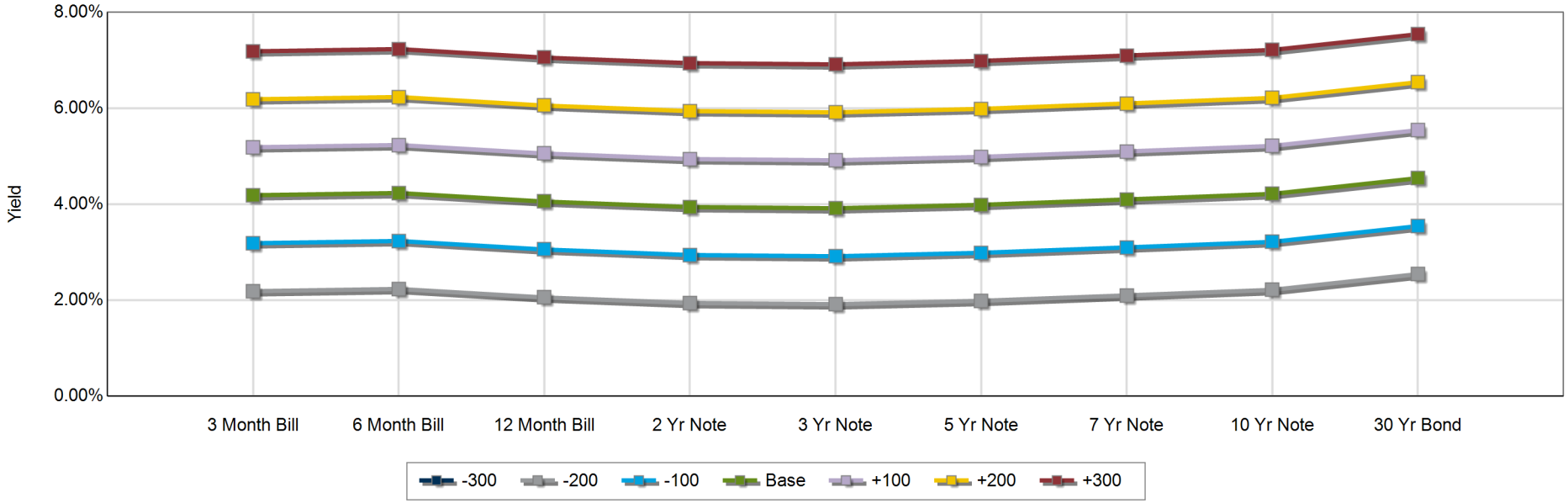

Report Assumptions

Assumptions

• Calculation Engine	The Yield Book © and ZM Financial
• Cash Flow Model	The Yield Book ©
• Curve Date	Same as Portfolio As Of Date
• Curve Type Used	Swap Curve
• Curve Shape	Immediate Sustained Parallel Shocks
• Price Shock Methodology	Constant OAS for fixed rate securities; immediate market shift for floating rate securities
• Horizon Period	Immediate Time Horizon
• Reinvestment Rate	3 Month T-Bill
• Cost of Funds	1.00%
• Tax Rate	21.0%

Additional Information

Rolloff Yield - Rolloff Yield is the weighted average yield of the cashflows (maturities, calls and paydowns) that roll off during the noted time period. Ending Yield at Book is the weighted average yield of the remaining securities at the noted time period.

Shocked Scenarios - All shocked scenarios are instant and parallel and assume a sustained rate cycle from that point on. LIBOR OAS is held constant in order to generate shocked market scenarios and The Yieldbook was used to generate the projected cash flows. In shocked scenarios, 0.01% is considered the floor.

Bonds Likely to be Called - The page identifies all callable agencies which will either be called or mature in the next 12 months in any of the shocked scenarios. The methodology used to determine the call assumes a small internal margin to account for the "cost to call."

Municipals - For taxable institutions, the above tax rate detailed - along with TEFRA adjustments for BQs - is used to calculate TEY unless otherwise input. Ratings are a blend of Moody's and Standard & Poors.

Duration - Duration in the shocked detail section is generated by Yield Book.

Original Face - If original face was not supplied, original face was estimated by dividing current face by current factor.

Yields- All yields are Yield to Projected Scenario. (Assumes 100% of The Yield Book prepayment model).

Disclaimer

The information contained herein has been prepared from sources believed reliable but is not guaranteed by Stifel and is not a complete summary or statement of all available data, nor is it to be construed as an offer to buy or sell any securities referred to herein. Opinions expressed are subject to change without notice and do not take into account the particular investment objectives, financial situation, or needs of investors. Employees of Stifel or its affiliates may, at times, release written or oral commentary, technical analysis, or trading strategies that differ from the opinions expressed within. No investments or services mentioned are available to "private customers" in the European Economic Area or to anyone in Canada other than a "Designated Institution." Stifel and/or its employees involved in the preparation or the issuance of this communication may have positions in the securities or options of the issuer/s discussed or recommended herein. Securities identified herein are subject to availability and changes in price.

Stifel is a multi-disciplined financial services firm that regularly seeks investment banking assignments and compensation from issuers for services including, but not limited to, acting as an underwriter in an offering or financial advisor in a merger or acquisition, or serving as a placement agent in private transactions. Moreover, Stifel and its affiliates and their respective shareholders, directors, officers, and/or employees, may from time to time have long or short positions in such securities or in options or other derivative instruments based thereon.

Readers of this report should assume that Stifel or one of its affiliates is seeking or will seek investment banking and/or other business relationships with the issuer or issuers, or borrower or borrowers, mentioned in this report. Stifel’s Fixed Income Capital Markets research and strategy analysts ("FICM Analysts") are not compensated directly or indirectly based on specific investment banking services transactions with the borrower or borrowers mentioned in this report or on FICM Analyst specific recommendations or views (whether or not contained in this or any other Stifel report), nor are FICM Analysts supervised by Stifel investment banking personnel; FICM Analysts receive compensation, however, based on the profitability of both Stifel (which includes investment banking) and Stifel’s Fixed Income Capital Markets. The views, if any, expressed by FICM Analysts herein accurately reflect their personal professional views about subject securities and borrowers. For additional information on investment risks (including, but not limited to, market risks, credit ratings, and specific securities provisions), contact your Stifel financial advisor or salesperson.

High yield fixed income securities, or fixed income securities that don’t have credit ratings from nationally recognized statistical rating organizations, may be subject to greater fluctuations in price and greater risk of loss of income and principal, due to greater potential default risk by the associated borrowers than fixed income securities that have investment grade credit ratings from the nationally recognized statistical rating organizations.

All Moody’s Ratings data, furnished by Stifel pursuant to this subscription agreement are proprietary to Stifel (or Stifel’s licensors) and are so furnished at subscriber's request and for subscriber's exclusive use. No Moody’s Ratings data so furnished may be copied or otherwise reproduced, repackaged, further transmitted, transferred, disseminated, distributed, redistributed, sold, resold, leased, rented, licensed, sublicensed, altered, modified, adapted, or stored for subsequent use for any such purpose, in whole or in part, in any form or manner or by any means whatsoever, by subscriber or any other person or entity, without Stifel’s prior written consent (or that of Stifel’s licensors’, as applicable).

For additional information on investment risks (including but not limited to, market/credit risks, credit ratings, and specific securities provisions), contact your Stifel Fixed Income representative.

© 2025 Stifel, Nicolaus & Company, Incorporated | Member SIPC & NYSE, One South Street, Baltimore, MD 21202. All rights reserved.

Portfolio Exceptions

	Hld ID	Exception Description	CUSIP	Sector	Sub Sector	Indic Table	Security Description	Par Value	Book Price	Market Price
1	6731938	Expired/Matured	3133EMUP5	Treasury/Agency	Agency Bullet	AGY	FFCB 0.71 04/01/25	5,000	100.000	100.000
2	7785771	Called Security Called In Full	3133EPKC8	Treasury/Agency	Agency Bullet	AGY	FFCB 5.39 05/18/27	5,000	100.000	100.000
3	8123443	Called Security Called In Full	69503PAB7	CD	NCD	CORP	PACVYB 5.2 06/14/29	245	100.000	100.965

Portfolio Exceptions Summary

Total Par From Customer	Total Par Excluded	Total Par In Analysis	% Par Excluded	Holding Count From Customer	Holding Count Excluded	Holding Count In Analysis	% Count Excluded
322,503	10,245	312,258	3.18 %	70	3	67	4.29 %

PORTFOLIO REVIEW AND ANALYSIS

City of Palmdale - Successor Agency

Palmdale, CA

As of Date: 03/31/2025 | Pricing as of: 03/21/2025 | Date of Analysis: 04/15/2025

Account Executive: Bill Blackwill

Portfolio Overview

Book Value	3,857
# Securities	1
Average Size (Book)	3,857
Yield at Book	0.78
Market Yield	0.78
$ Gain/Loss	0
% Gain/Loss	0.0%
Average Life	0.11
Average Life +300bps	0.11
% Price Change +100bps	-0.09
% Price Change +300bps	-0.26
Effective Duration	0.09
Effective Convexity	0.00
AFS / HTM%	100% / 0%
Fixed / Floating	100% / 0%
ESG/Green Par (000's)	$0 / $0

Sector Allocation

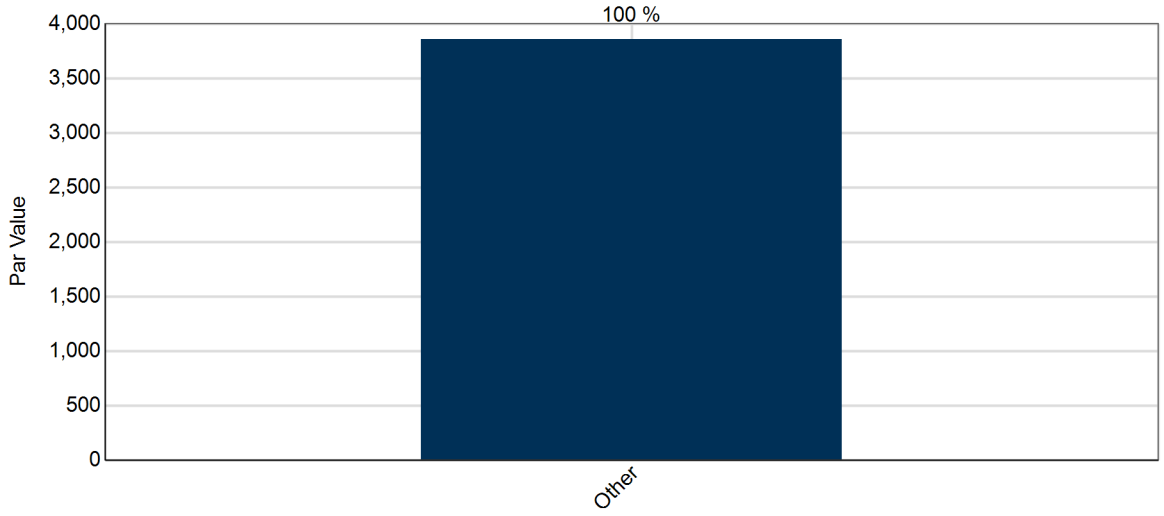

Average Life vs Price Sensitivity

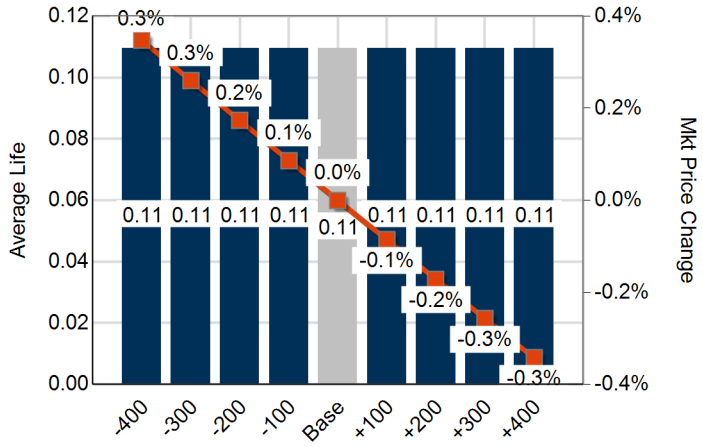

Annual Projected Cash Flows By Sector

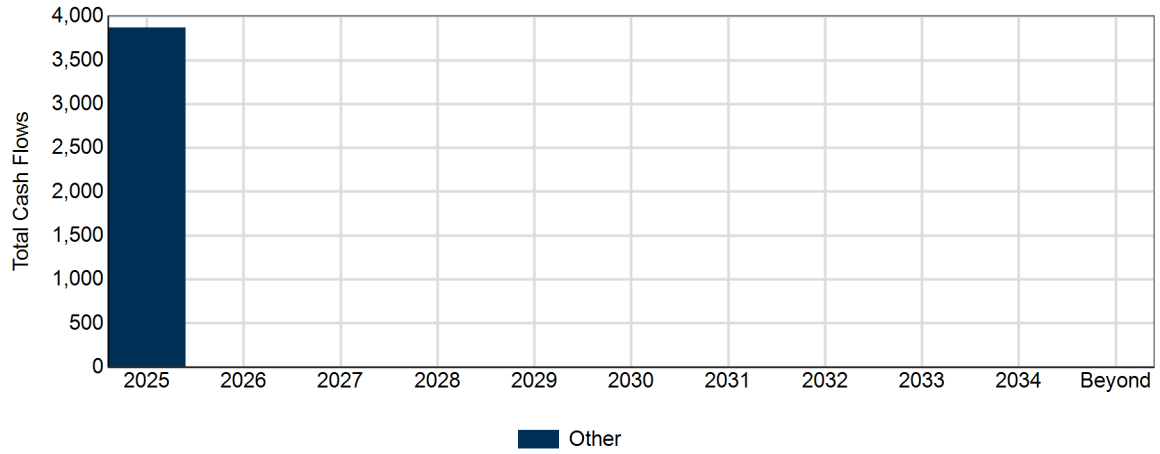

Historical Portfolio Overview

	03/31/2025	12/31/2024	09/30/2024	06/30/2024
Book Value	3,857	3,813	3,741	8,150
Yield at Book	0.78	0.78	0.78	0.78
Yield at Book (+100)	0.78	0.78	0.78	0.78
Yield at Book (+300)	0.78	0.78	0.78	0.78
Yield at Book (-100)	0.78	0.78	0.78	0.78
WAL	0.11	0.08	0.08	0.08
WAL (+100)	0.11	0.08	0.08	0.08
WAL (+300)	0.11	0.08	0.08	0.08
WAL (-100)	0.11	0.08	0.08	0.08
% Price Change (+100)	-0.1%	-0.1%	-0.1%	-0.1%
% Price Change (+300)	-0.3%	-0.3%	-0.3%	-0.3%
% Price Change (-100)	0.1%	0.1%	0.1%	0.1%
Effective Duration	0.09	0.09	0.09	0.09
Effective Convexity	0.00	0.00	0.00	0.00
$ Gain/Loss	0	0	0	0
% Gain/Loss	0.0%	0.0%	0.0%	0.0%
$ Gain/Loss (+300)	-10	-10	-10	-21
Principal Cash Flow 2 yrs out	100%	100%	100%	100%
Principal Cash Flow 2 yrs out (+100)	100%	100%	100%	100%
Principal Cash Flow 2 yrs out (+300)	100%	100%	100%	100%
Principal Cash Flow 2 yrs out (-100)	100%	100%	100%	100%

Portfolio Sector Summary

Sector	Portfolio %	Par Value	Cpn	Maturity	Book Value	Yield @Bk	Market Value	Yield	% Price Change -100	+100	+300	Gain/(Loss) $	%	Effective WAL	Dur	Cvx	AFS %
Cash & Other (1)	100.0%	3,857	0.78	0.1 yrs	3,857	0.78	3,857	0.78	0.1	-0.1	-0.3	0	0.0%	0.11	0.09	0.00	100 %
Other (1)	100.0%	3,857	0.78	0.1 yrs	3,857	0.78	3,857	0.78	0.1	-0.1	-0.3	0	0.0%	0.11	0.09	0.00	100 %
Total (1)	100.0%	3,857	0.78	0.1 yrs	3,857	0.78	3,857	0.78	0.1	-0.1	-0.3	0	0.0%	0.11	0.09	0.00	100 %

Shocked Analysis

	-300	-200	-100	Base	+100	+200	+300
Par Value	3,857	3,857	3,857	3,857	3,857	3,857	3,857
Book Value	3,857	3,857	3,857	3,857	3,857	3,857	3,857
Market Value	3,867	3,864	3,861	3,857	3,854	3,851	3,847
Gain/(Loss)	10	7	3	0	-3	-7	-10
Gain/(Loss) %	0.3%	0.2%	0.1%	0.0%	-0.1%	-0.2%	-0.3%
Gain/(Loss) % - Chg from Base	0.3%	0.2%	0.1%	0.0%	-0.1%	-0.2%	-0.3%
Book Price	100.00	100.00	100.00	100.00	100.00	100.00	100.00
Yield at Book	0.78	0.78	0.78	0.78	0.78	0.78	0.78
Market Price	100.26	100.17	100.09	100.00	99.91	99.83	99.74
Market Yield	-2.32	-1.29	-0.26	0.78	1.82	2.85	3.90
WAL	0.11	0.11	0.11	0.11	0.11	0.11	0.11
Effective Duration	0.09	0.09	0.09	0.09	0.09	0.09	0.09
Effective Convexity	0.00	0.00	0.00	0.00	0.00	0.00	0.00

Change in Gain/Loss by Rate Shock Scenario

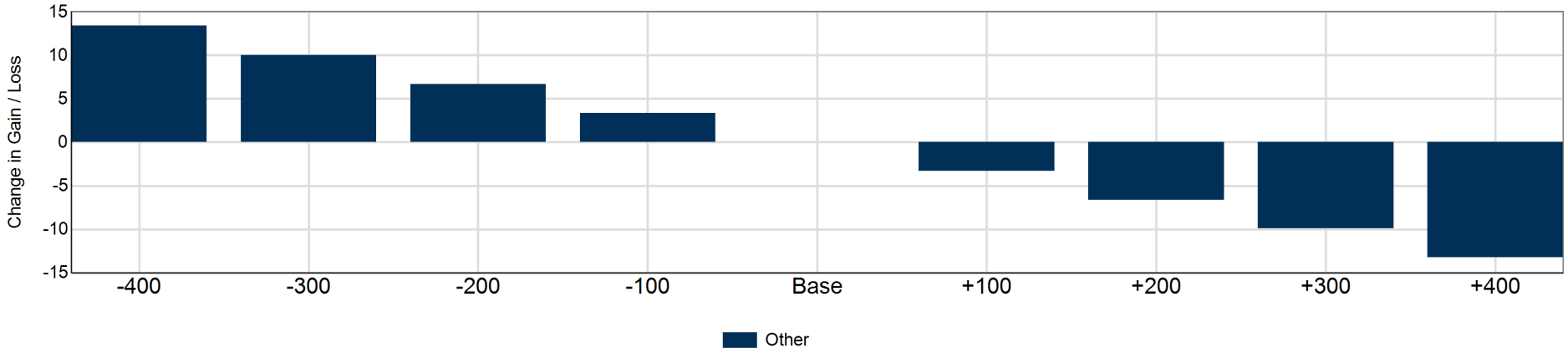

Price Risk & Market Value Change by Sector

	AFS						HTM					
	% Change in Market Value from Level					Eff	% Change in Market Value from Level					Eff
Sector	-100	Mkt Value	+100	+200	+300	Dur	-100	Mkt Value	+100	+200	+300	Dur
Other	0.1%	3,857	-0.1%	-0.2%	-0.3%	0.1%						
Total	0.1%	3,857	-0.1%	-0.2%	-0.3%	0.1%						
Scenario Market Val	3,861	3,857	3,854	3,851	3,847							
Scenario Gain/Loss	3	0	-3	-7	-10							

Total Portfolio (AFS + HTM):	
% Change in Market Val from Level	
-200 bps	0.2%
-100 bps	0.1%
Level Market Val	3,857
+100 bps	-0.1%
+200 bps	-0.2%
+300 bps	-0.3%
+400 bps	-0.3%
Effective Duration	*0.09*
Effective Convexity	0.00

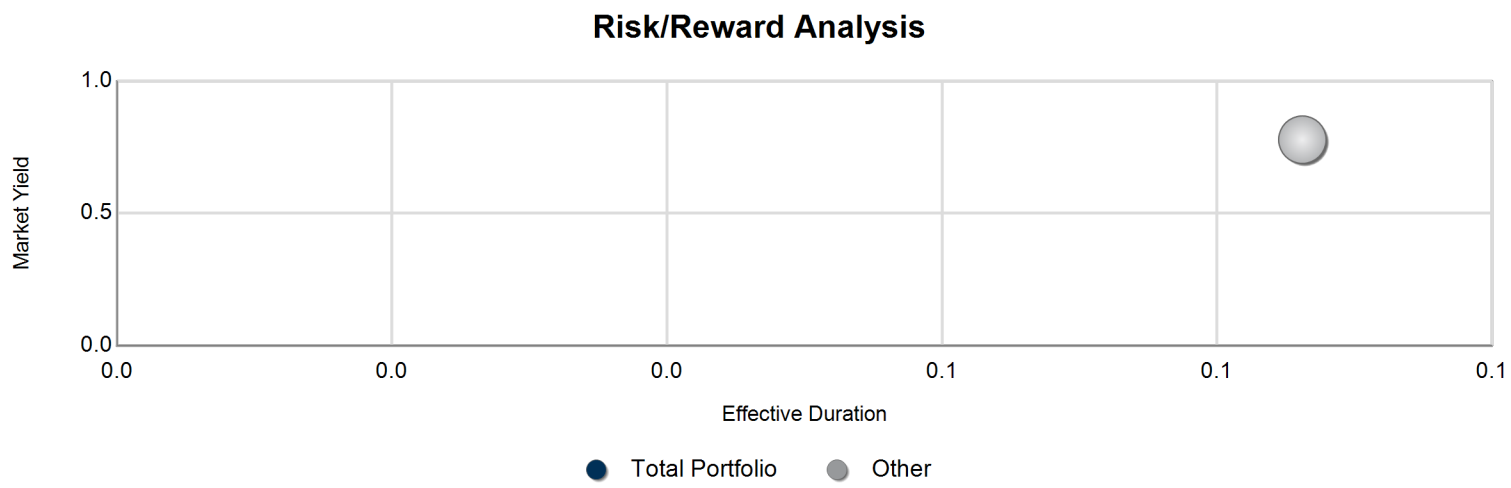

Peer Group Comparison

Peer	As of Date	Book Value	G/L %	Yield @Bk	Average Life Base	Average Life -100	Average Life +300	% Price Change -100	% Price Change +100	% Price Change +300	Effective Dur	Effective Cvx	UST Agy	Fix MBS	ARM	Fix CMO	Flt CMO	Agy CMBS	Sm Bus.	Prv Label	Muni	Corp	CD & Oth	% Fixed	% AFS
1	03/25	3,692	-3.4	1.13	1.1	1.1	1.1	1.1	-1.1	-3.2	1.1	0.0	93%	0%	0%	0%	0%	0%	0%	0%	0%	0%	7%	100%	100%
2	03/25	7,000	-4.3	0.94	1.4	1.4	1.4	1.4	-1.4	-4.0	1.4	0.0	100%	0%	0%	0%	0%	0%	0%	0%	0%	0%	0%	100%	100%
3	03/25	7,789	-3.5	3.43	3.5	3.3	4.2	2.7	-2.8	-8.8	2.8	-0.2	0%	11%	0%	25%	0%	0%	0%	0%	0%	0%	64%	100%	100%
4	12/24	8,283	-0.1	5.44	2.0	2.0	2.0	1.8	-1.8	-5.3	1.8	0.0	54%	0%	0%	0%	0%	0%	0%	0%	46%	0%	0%	100%	100%
5	12/24	8,762	-4.0	1.73	1.9	1.9	1.9	1.9	-1.8	-5.3	1.8	0.0	26%	0%	0%	0%	0%	5%	0%	0%	0%	0%	69%	100%	100%
6	01/25	10,358	-10.1	3.44	7.4	6.4	8.5	4.1	-4.4	-13.6	4.3	-0.3	0%	0%	0%	5%	17%	0%	0%	0%	68%	3%	7%	83%	100%
7	12/24	13,503	-5.5	0.71	1.5	1.5	1.5	1.4	-1.4	-4.1	1.4	0.0	31%	0%	0%	0%	0%	0%	0%	0%	27%	37%	6%	100%	100%
8	12/24	14,251	-2.3	1.18	1.6	1.6	1.6	1.5	-1.5	-4.4	1.5	0.0	0%	0%	0%	0%	0%	0%	0%	0%	42%	32%	26%	100%	100%
9	02/25	16,628	0.0	4.39	1.4	1.2	1.8	1.3	-1.4	-4.5	1.3	-0.2	44%	0%	0%	0%	0%	0%	0%	0%	0%	0%	56%	100%	100%
10	02/25	17,044	-1.0	3.43	2.4	2.4	2.4	2.1	-2.0	-6.0	2.1	0.0	0%	0%	0%	0%	0%	0%	0%	0%	0%	0%	100%	100%	100%
11	12/24	19,392	-2.3	2.36	1.8	1.6	2.0	1.3	-1.5	-4.6	1.4	-0.1	72%	0%	0%	0%	0%	0%	0%	0%	0%	0%	28%	100%	100%
12	01/25	21,401	1.0	5.78	2.4	2.2	2.5	1.9	-2.0	-6.2	2.0	-0.1	49%	0%	0%	0%	0%	0%	0%	0%	51%	0%	0%	100%	100%
13	02/25	23,600	-2.2	0.26	0.6	0.6	0.6	0.6	-0.5	-1.6	0.6	0.0	100%	0%	0%	0%	0%	0%	0%	0%	0%	0%	0%	100%	100%
14	12/24	25,297	-2.1	3.10	2.1	2.0	2.2	1.9	-1.9	-5.6	1.9	-0.1	30%	0%	0%	0%	0%	10%	0%	0%	16%	6%	39%	100%	100%
15	12/24	26,647	-0.9	4.53	4.3	4.1	4.3	3.8	-3.6	-10.4	3.7	0.1	59%	15%	0%	0%	0%	26%	0%	0%	0%	0%	0%	100%	100%
16	01/25	31,093	-1.8	3.63	2.1	1.8	2.7	1.7	-2.0	-6.2	1.8	-0.3	26%	0%	0%	0%	0%	21%	0%	0%	1%	3%	50%	100%	100%
17	03/25	36,997	2.3	5.40	2.9	2.9	2.9	2.7	-2.6	-7.6	2.6	0.1	0%	0%	0%	0%	0%	80%	0%	0%	2%	0%	18%	100%	100%
18	03/25	38,181	1.5	5.58	1.4	1.4	1.4	1.4	-1.3	-3.9	1.3	0.0	2%	0%	0%	0%	0%	0%	0%	0%	74%	2%	22%	100%	100%
19	03/25	47,663	-2.0	2.36	1.9	1.9	1.9	1.8	-1.8	-5.2	1.8	0.0	99%	0%	0%	0%	0%	0%	0%	0%	0%	0%	1%	100%	100%
20	02/25	51,066	-4.0	2.27	2.4	1.9	2.8	2.0	-2.2	-6.8	2.1	-0.2	81%	0%	0%	0%	0%	0%	0%	0%	2%	0%	17%	100%	100%
21	03/25	53,178	0.0	4.37	1.5	1.5	2.6	1.5	-1.7	-5.7	1.6	-0.2	54%	0%	0%	0%	0%	9%	0%	0%	0%	0%	36%	100%	100%
22	02/25	53,686	-1.2	3.46	2.0	2.0	2.2	1.9	-1.9	-5.5	1.9	0.0	48%	0%	0%	0%	0%	0%	0%	0%	3%	13%	36%	99%	100%
23	03/25	54,422	-1.9	2.82	2.3	2.2	2.3	2.1	-2.1	-6.0	2.1	0.0	100%	0%	0%	0%	0%	0%	0%	0%	0%	0%	0%	100%	100%
24	01/25	61,219	0.7	5.94	1.0	0.9	1.1	0.9	-0.9	-2.8	0.9	-0.1	20%	0%	0%	0%	0%	0%	0%	0%	33%	0%	47%	99%	100%
25	01/25	63,761	-0.5	4.22	1.9	1.8	2.3	1.7	-1.8	-5.3	1.7	-0.1	35%	2%	0%	4%	0%	0%	0%	0%	0%	17%	42%	91%	100%
Avg		28,597	-1.9	3.28	2.2	2.1	2.4	1.8	-1.9	-5.7	1.9	-0.1	45%	1%	0%	1%	1%	6%	0%	0%	15%	4%	27%	99%	100%
Port		3,857	0.0	0.78	0.1	0.1	0.1	0.1	-0.1	-0.3	0.1	0.0	0%	0%	0%	0%	0%	0%	0%	0%	0%	0%	100%	100%	100%
Diff		-24,739	1.9	-2.50	-2.1	-2.0	-2.3	-1.8	1.8	5.4	-1.8	0.1	-45%	-1%	0%	-1%	-1%	-6%	0%	0%	-15%	-4%	73%	1%	0%

* Peer group includes Public Entitys that have received portfolio analysis from Stifel in the last three months with the closest portfolio book values.

Summary Peer Comparison

Yield and Average Life Peer Comparison

Yield at Book

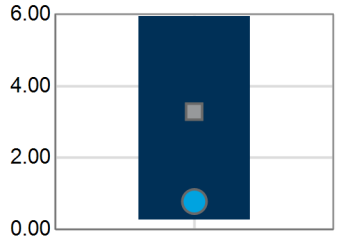

Down 100 Avg Life

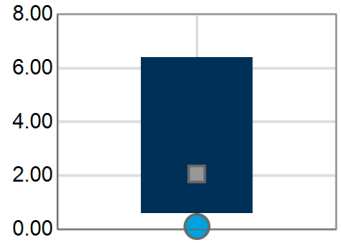

Base Avg Life

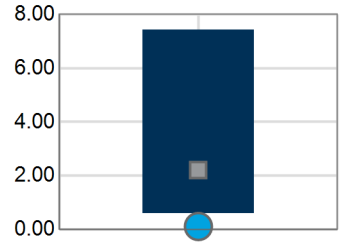

Up 100 Avg Life

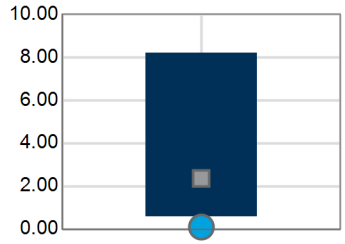

Up 300 Avg Life

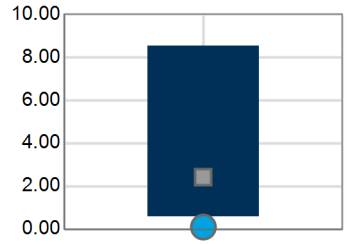

Price Risk Peer Comparison

Down 100 Px Chg

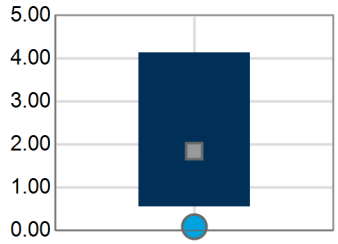

Up 100 Px Chg

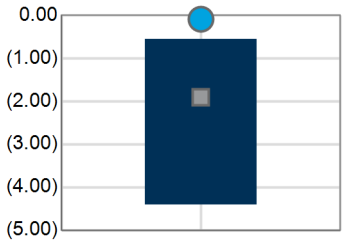

Up 300 Px Chg

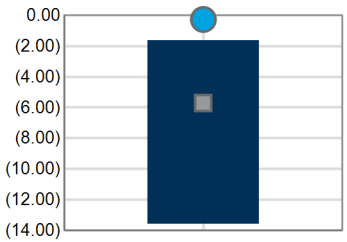

Effective Duration

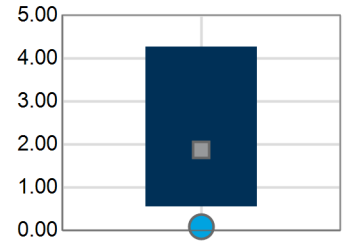

Effective Convexity

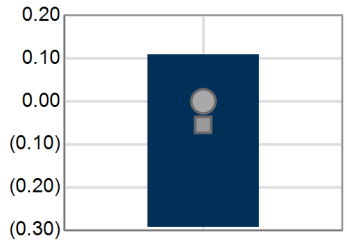

Porfolio vs. Peer Allocations

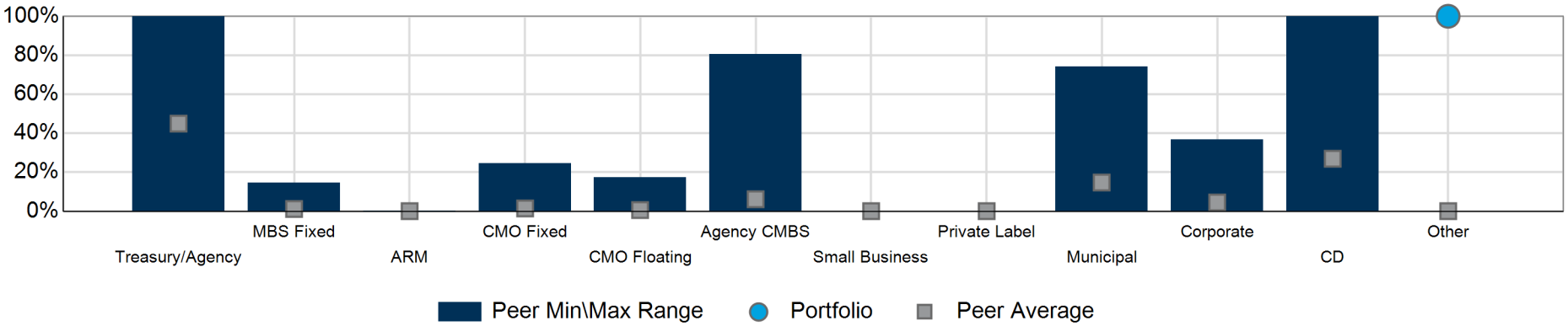

Each box contains the range of your peer group, the top and bottom of the boxes being the max and min. The gray box is the avg. of your peers within the range and the blue dot represents your position.

Cash Flow and Rolloff Yield - Next 12 Months

Yield Rolloff				
Month	Begin BY	Principal CF	Rolloff Yld	Ending BY
Apr 2025	0.78	3,857	0.78	

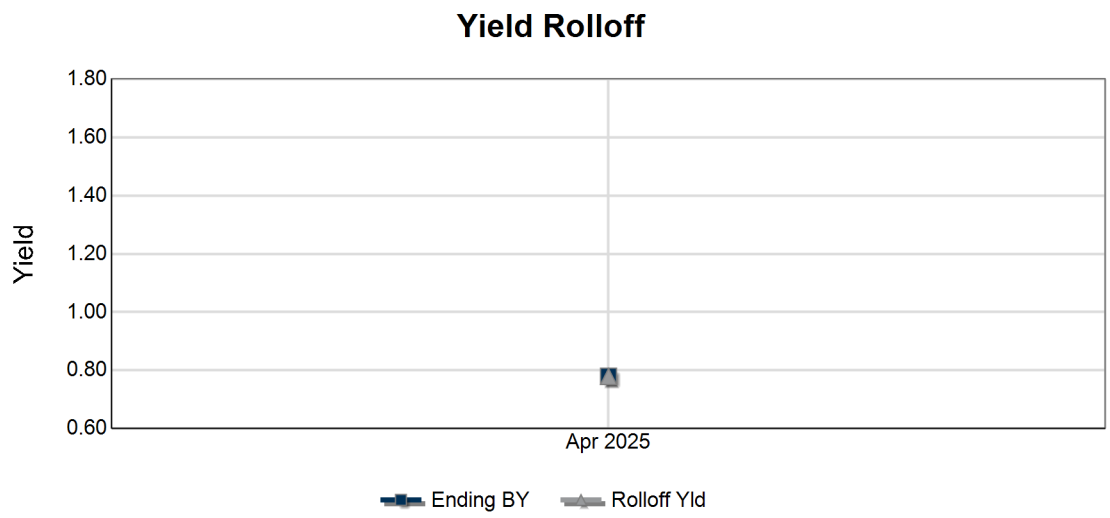

Shocked Principal and Interest Cash Flow Analysis							
Year	-300	-200	-100	Base	+100	+200	+300
Apr 2025	3,872	3,872	3,872	3,872	3,872	3,872	3,872

Cash Flow and Rolloff Yield - Next 10 Years

Yield Rolloff				
Year	Begin BY	Principal CF	Rolloff Yld	Ending BY
2025	0.78	3,857	0.78	
2026				
2027				
2028				
2029				
2030				
2031				
2032				
2033				
2034				

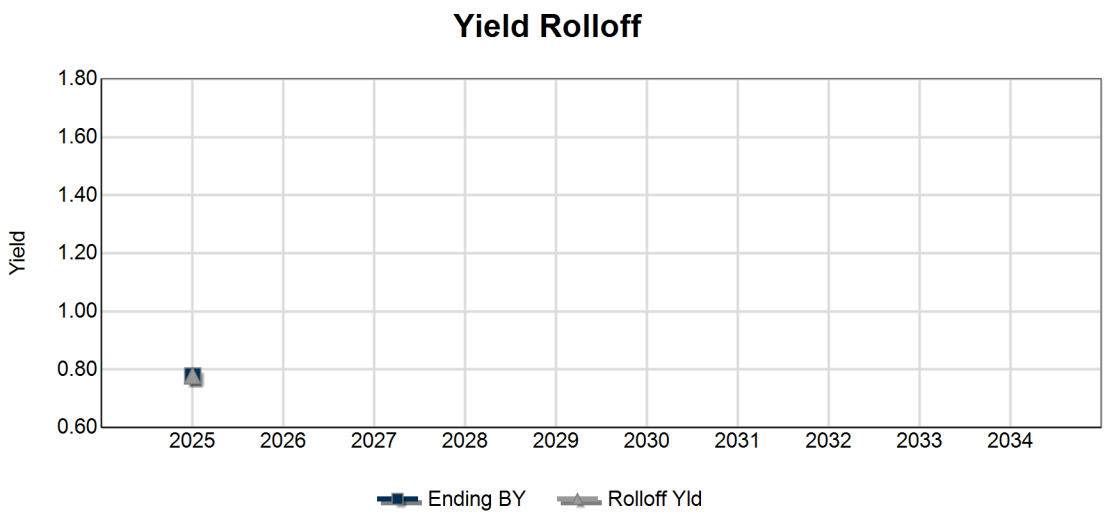

Shocked Principal and Interest Cash Flow Analysis							
Year	-300	-200	-100	Base	+100	+200	+300
2025	3,872	3,872	3,872	3,872	3,872	3,872	3,872

Sector Cash Flow - Next 12 Months

		Apr 25	May 25	Jun 25	Jul 25	Aug 25	Sep 25	Oct 25	Nov 25	Dec 25	Jan 26	Feb 26	Mar 26	Bk Yld Chg
Other	Cash Flow End BY	3,872												
Total	Cash Flow End BY	3,872												

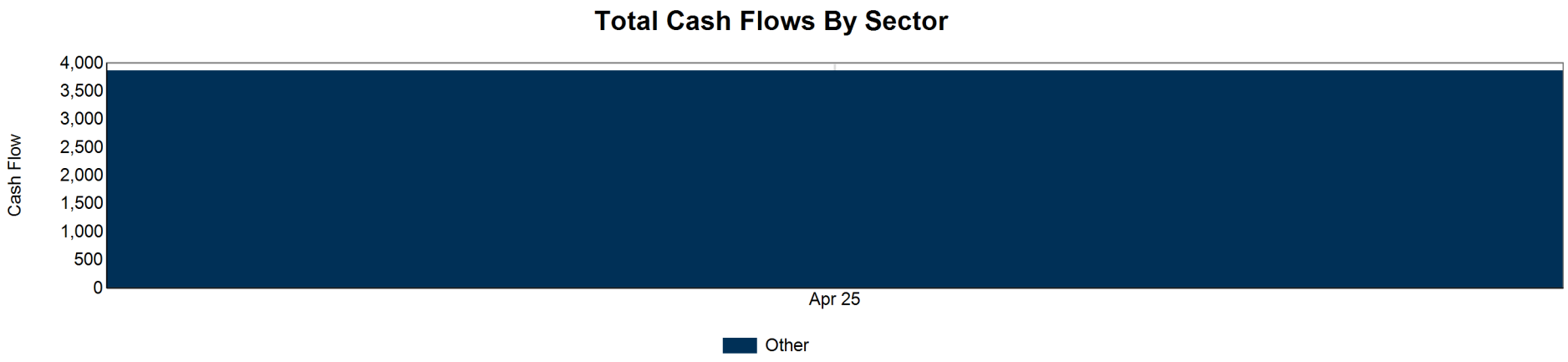

Sector Cash Flow - Next 3 Years

		2Q25	3Q25	4Q25	1Q26	2Q26	3Q26	4Q26	1Q27	2Q27	3Q27	4Q27	1Q28	Bk Yld Chg
Other	Cash Flow End BY	3,872												
Total	Cash Flow End BY	3,872												

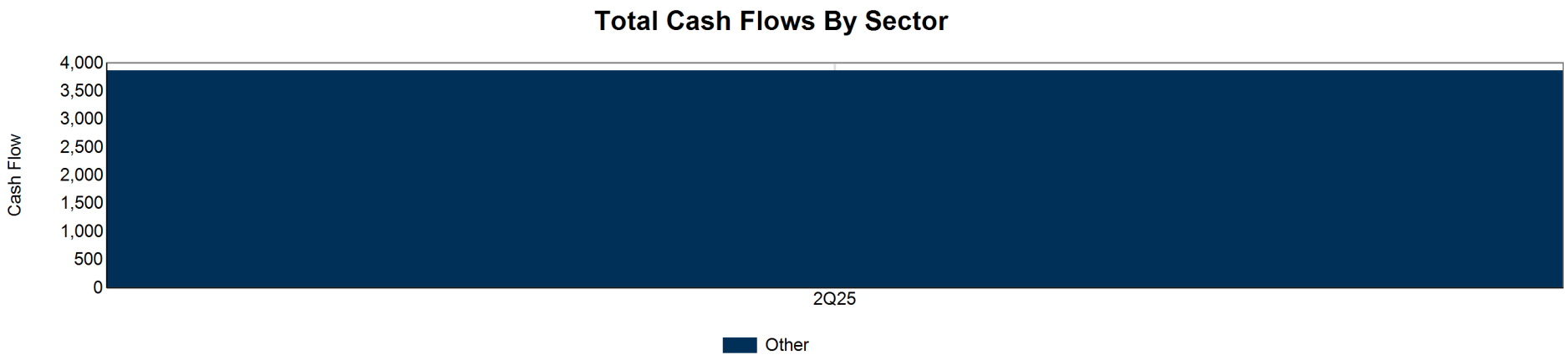

Gap Analysis - Potential Income Impact of Principal Reinvestment

Principal Maturing(12 Mo.Horizon): $3,857
Current Yield at Book of Principal Maturing: 0.78%
Est. Annual Income at Current Yield at Book: $30

Estimated Impact on Income at Various Reinvestment Yields

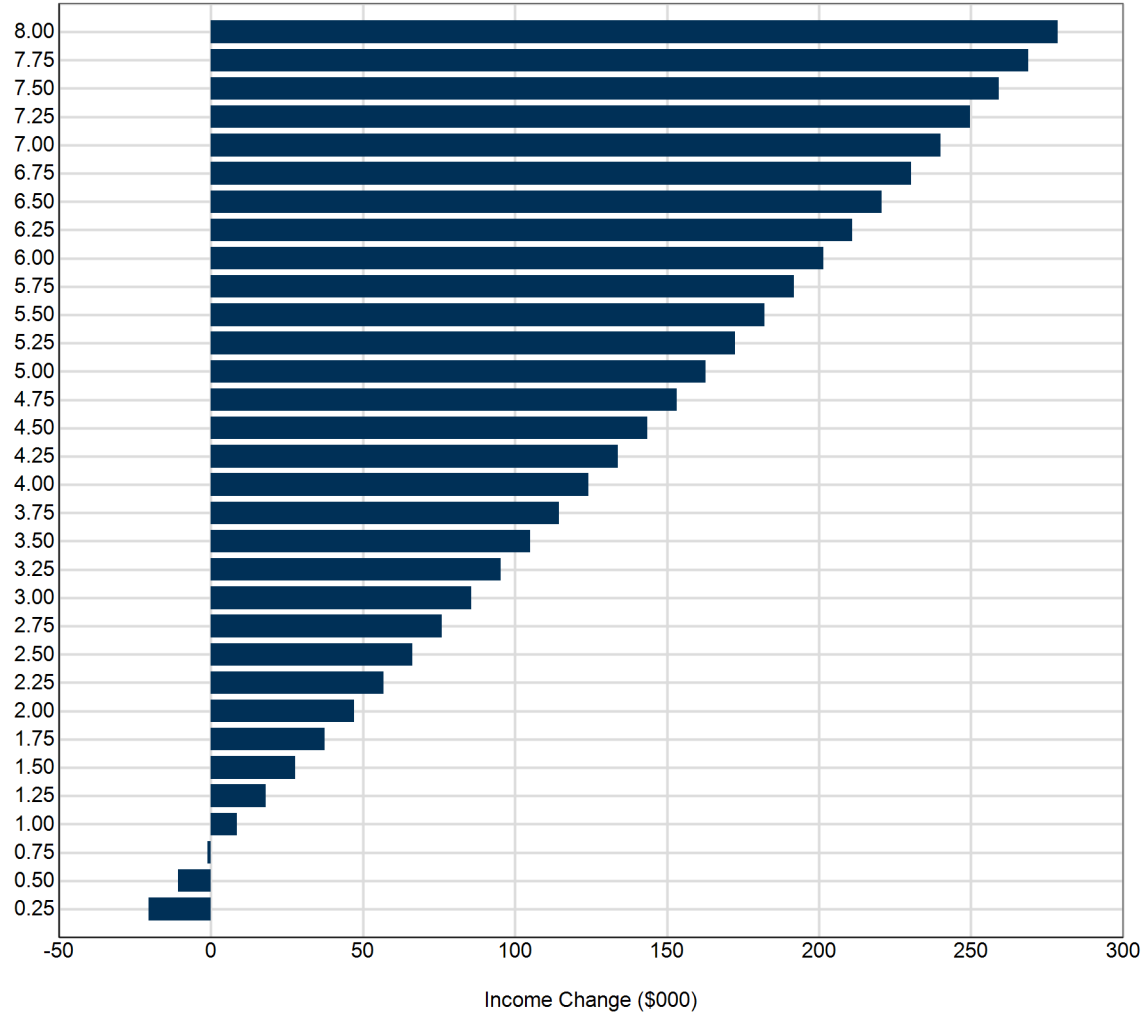

Assumed Reinvestment Yield	Estimated Annualized Income	Income Difference from Current Book	Resulting Yield at Book
0.25	10	-20	0.25
0.50	19	-11	0.50
0.75	29	-1	0.75
1.00	39	9	1.00
1.25	48	18	1.25
1.50	58	28	1.50
1.75	68	37	1.75
2.00	77	47	2.00
2.25	87	57	2.25
2.50	96	66	2.50
2.75	106	76	2.75
3.00	116	86	3.00
3.25	125	95	3.25
3.50	135	105	3.50
3.75	145	115	3.75
4.00	154	124	4.00
4.25	164	134	4.25
4.50	174	144	4.50
4.75	183	153	4.75
5.00	193	163	5.00
5.25	203	172	5.25
5.50	212	182	5.50
5.75	222	192	5.75
6.00	231	201	6.00
6.25	241	211	6.25
6.50	251	221	6.50
6.75	260	230	6.75
7.00	270	240	7.00
7.25	280	250	7.25
7.50	289	259	7.50
7.75	299	269	7.75
8.00	309	279	8.00

Shocked Cash Flows By Sector - Next 10 Years

+400 Scenario

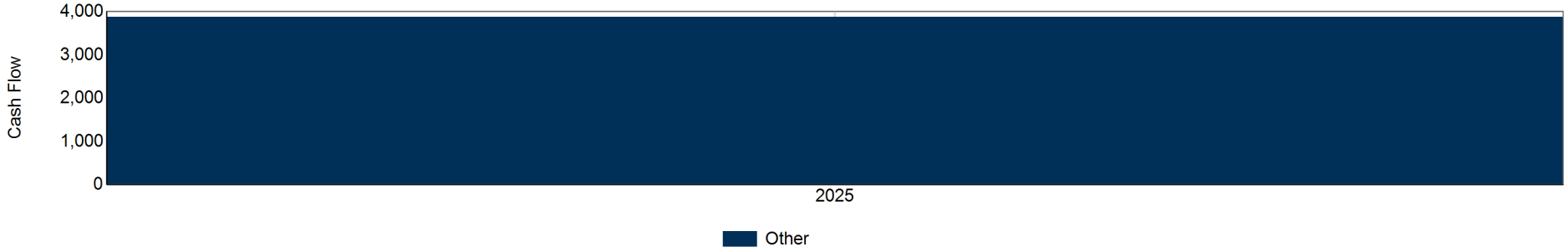

Base Scenario

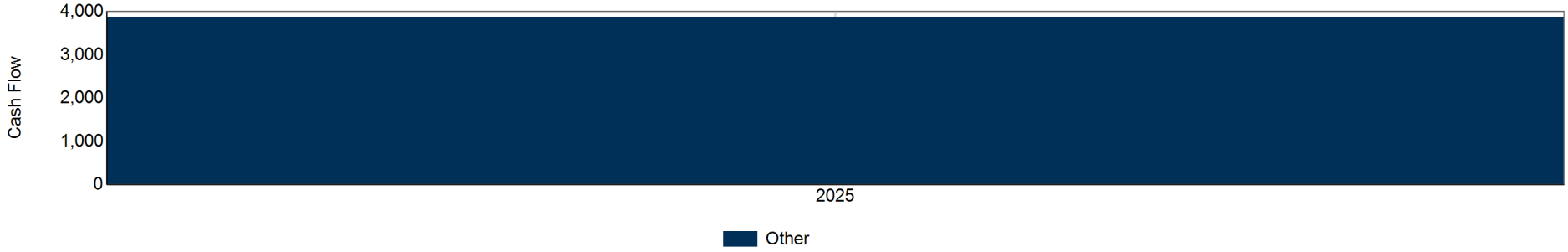

-400 Scenario

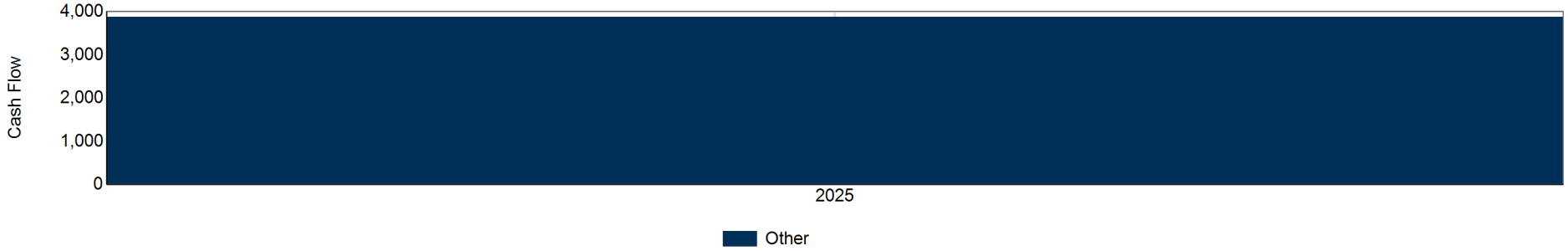

Cash Flows By Sector - Next 30 Years



Cash Flow Projection By Month - Next 5 Years

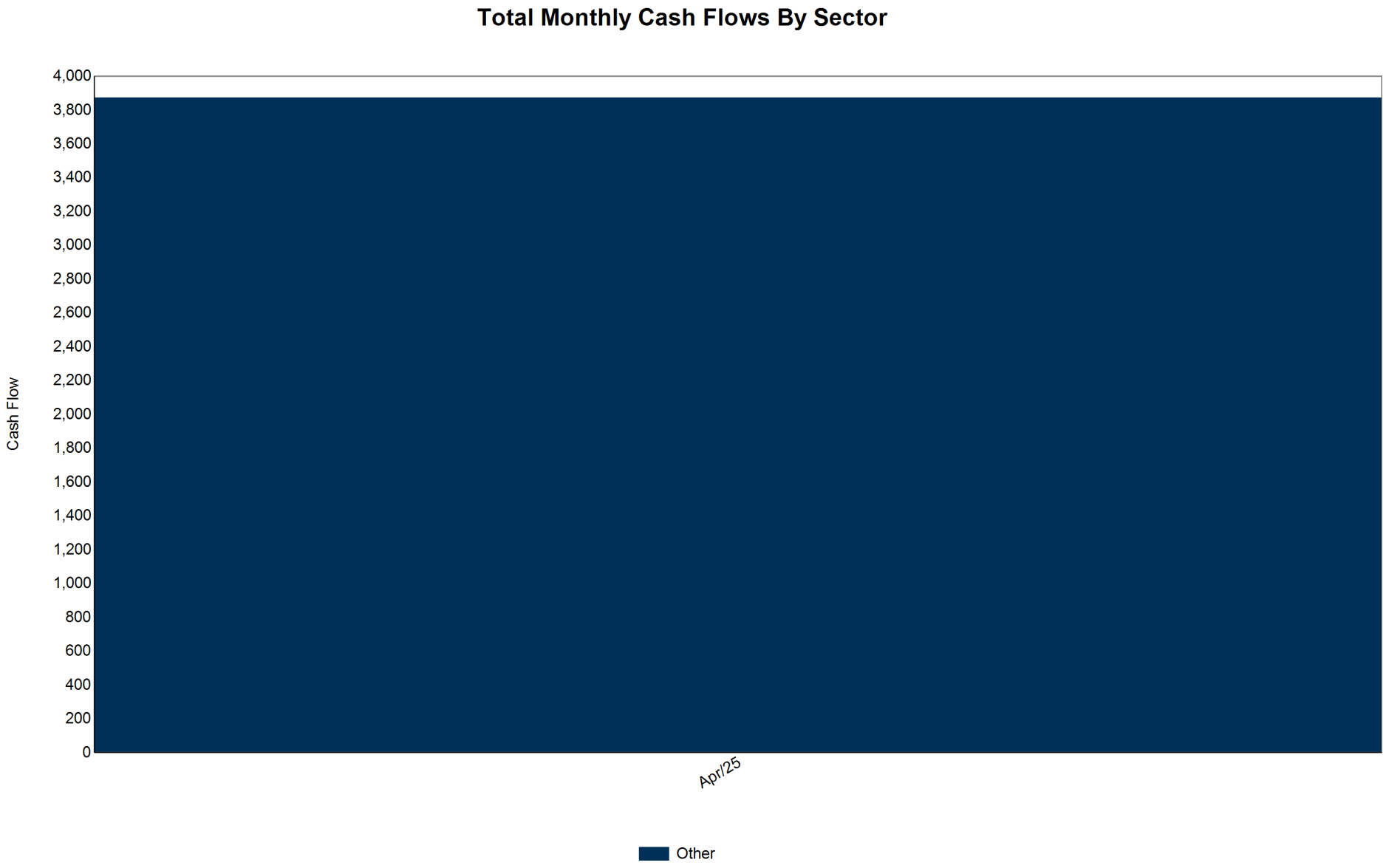

Other - Summary



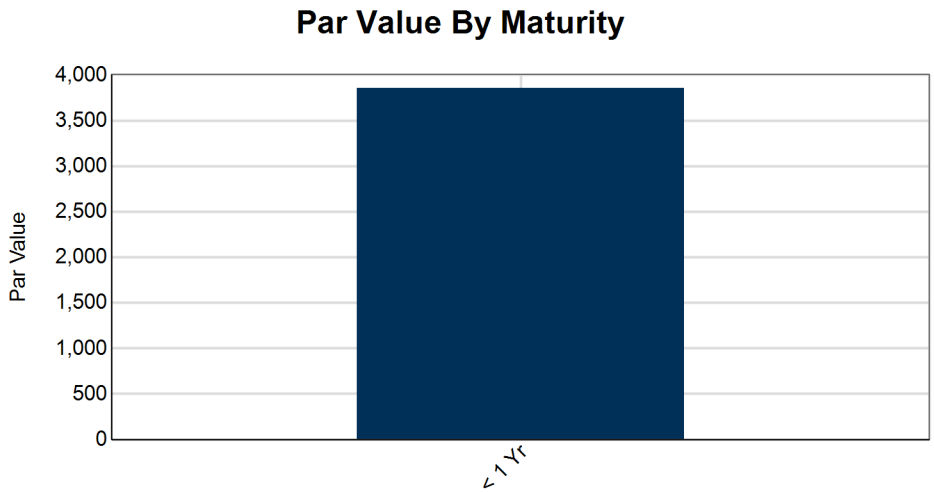

Subsector	Sector %	Par Value	Cpn	Maturity Next Call	Bk Price Bk Value	Yield @Bk	Mkt Price Mkt Value	Mkt Yield	G/L $ Base + 300	G/L % Base + 300	WAL Base + 300	Px Chg -100 +300	Dur Base + 300	Cvx Base + 300	AFS %
				0.1 yrs	100.00		100.00		0	0.0%	0.11	0.1	0.09	0.00	
Cash & Other (1)	100.0%	3,857	0.78		3,857	0.78	3,857	0.78	-10	-0.3%	0.11	-0.3	0.09	0.00	100.0%
				0.1 yrs	100.00		100.00		0	0.0%	0.11	0.1	0.09	0.00	
Total (1)	100.0%	3,857	0.78		3,857	0.78	3,857	0.78	-10	-0.3%	0.11	-0.3	0.09	0.00	100.0%

Portfolio Considerations

Sector	Cnt	Cpn	Maturity	Par Value	Book Price	Market Price	Gain/ (Loss)	Yield @ Book	WAL	Eff. Dur	Historical CPR 1 Mo.	Historical CPR 3 Mo.	Historical CPR Life	Proj. CPR Life	Loan Count
Yield at Book < 2%	1	0.78	0.1 yrs	3,857	100.00	100.00	0	0.78	0.1	0.09					
Cash & Other	1	0.78	0.1 yrs	3,857	100.00	100.00	0	0.78	0.1	0.09					

Key Portfolio Sorts

Top 10 Up 300 Market Value Changes (%)

CUSIP	Sector	Description	Cpn	Maturity	Par Value	Book Price	Market Price	G/L	Yield @ Book	WAL	% Px Δ +300	$ Amt Δ +300	G/L +300	Eff. Dur	INT
PLMDLLAIF	Cash & Other	LAIF	0.78	04/30/25	3,857	100.00	100.00	0	0.779	0.11	-0.26	-10	-10	0.09	AFS
			0.78		3,857	100.00	100.00	0	0.779	0.11	-0.26	-10	-10	0.09	

Top 10 Up 300 Market Value Changes ($)

CUSIP	Sector	Description	Cpn	Maturity	Par Value	Book Price	Market Price	G/L	Yield @ Book	WAL	% Px Δ +300	$ Amt Δ +300	G/L +300	Eff. Dur	INT
PLMDLLAIF	Cash & Other	LAIF	0.78	04/30/25	3,857	100.00	100.00	0	0.779	0.11	-0.26	-10	-10	0.09	AFS
			0.78		3,857	100.00	100.00	0	0.779	0.11	-0.26	-10	-10	0.09	

Key Portfolio Sorts

Top 10 Marked to Market Up 300 Loss Positions

CUSIP	Sector	Description	Cpn	Maturity	Par Value	Book Price	Market Price	G/L	Yield @ Book	WAL	% Px Δ +300	$ Amt Δ +300	G/L +300	Eff. Dur	INT
PLMDLLAIF	Cash & Other	LAIF	0.78	04/30/25	3,857	100.00	100.00	0	0.779	0.11	-0.26	-10	-10	0.09	AFS
			0.78		3,857	100.00	100.00	0	0.779	0.11	-0.26	-10	-10	0.09	

Top 10 Average Life Extension Up 300bps

CUSIP	Sector	Description	Cpn	Maturity	Par Value	Book Price	Market Price	G/L	Yield @ Book	% Px Δ +300	Eff. Dur	WAL	WAL +300	Chg in WAL	INT
PLMDLLAIF	Cash & Other	LAIF	0.78	04/30/25	3,857	100.00	100.00	0	0.779	-0.26	0.09	0.11	0.11	0.00	AFS
			0.78		3,857	100.00	100.00	0	0.779	-0.26	0.09	0.11	0.11	0.00	

Other - CUSIP Detail

CUSIP	Ticker	Par Value	Coupon Type Rate	Step Date Rate	Proj.Mat. Final Mat.	Bk Price Bk Value	Yield @ Bk	Mkt Price Mkt Value	Mkt Yield	Gain/(Loss) % $	% Px Δ -100 +300	Effective Dur Cvx	ESG/Gr Intent
			Fixed		04/25	100.00		100.00		0.0%	0.1	0.09	
PLMDLLAIF		3,857	0.780		04/30/25	3,857	0.78	3,857	0.78	0	-0.3	0.00	AFS
						100.00		100.00		0.0%	0.1	0.09	
Cash & Other		3,857	0.780			3,857	0.78	3,857	0.78	0	-0.3	0.00	
						100.00		100.00		0.0%	0.1	0.09	
Total		3,857	0.780			3,857	0.78	3,857	0.78	0	-0.3	0.00	

Shocked CUSIP Analysis

		-300		-200		-100		Base		+100		+200		+300	
	Par Value	$ Amt Δ	% Px Δ	$ Amt Δ	% Px Δ	$ Amt Δ	% Px Δ	$ Amt Δ	% Px Δ	$ Amt Δ	% Px Δ	$ Amt Δ	% Px Δ	$ Amt Δ	% Px Δ
CUSIP	Coupon	Mkt Px	Mkt Yld	Mkt Px	Mkt Yld	Mkt Px	Mkt Yld	Mkt Px	Mkt Yld	Mkt Px	Mkt Yld	Mkt Px	Mkt Yld	Mkt Px	Mkt Yld
Description	Maturity	Dur	WAL	Dur	WAL	Dur	WAL	Dur	WAL	Dur	WAL	Dur	WAL	Dur	WAL
	3,857	10	0.26%	7	0.17%	3	0.09%	0	0.00%	-3	-0.09%	-7	-0.17%	-10	-0.26%
PLMDLLAIF	0.78	100.26	-2.32	100.17	-1.29	100.09	-0.26	100.00	0.78	99.91	1.82	99.83	2.85	99.74	3.90
LAIF	04/30/2025	0.09	0.11	0.09	0.11	0.09	0.11	0.09	0.11	0.09	0.11	0.09	0.11	0.09	0.11
Other	3,857	10	0.26%	7	0.17%	3	0.09%	0	0.00%	-3	-0.09%	-7	-0.17%	-10	-0.26%
	0.78	100.26	-2.32	100.17	-1.29	100.09	-0.26	100.00	0.78	99.91	1.82	99.83	2.85	99.74	3.90
		0.09	0.11	0.09	0.11	0.09	0.11	0.09	0.11	0.09	0.11	0.09	0.11	0.09	0.11
Total	3,857	10	0.26%	7	0.17%	3	0.09%	0	0.00%	-3	-0.09%	-7	-0.17%	-10	-0.26%
	0.78	100.26	-2.32	100.17	-1.29	100.09	-0.26	100.00	0.78	99.91	1.82	99.83	2.85	99.74	3.90
	0	0.09	0.11	0.09	0.11	0.09	0.11	0.09	0.11	0.09	0.11	0.09	0.11	0.09	0.11

Portfolio Changes

Partial Buy12/2024-3/2025

CUSIP	Sector	Security Description	Maturity	Coupon	Original Face	Book Price	Intent	Redemption Type
PLMDLLAIF	Other	LAIF	04/30/2025	0.78	3,857,312	100.00	AFS	Same CUSIP buys

Shocked Assumptions

	Scenarios						
	Down 300	Down 200	Down 100	Base	Up 100	Up 200	Up 300
Shift Amount	-300	-200	-100	0	100	200	300
Curve Slope Change	0	0	0	0	0	0	0
Shock Horizon	Immediate	Immediate	Immediate	Immediate	Immediate	Immediate	Immediate
Curve Type	Static	Static	Static	Static	Static	Static	Static
Valuation Date	2025-03-31	2025-03-31	2025-03-31	2025-03-31	2025-03-31	2025-03-31	2025-03-31

Yield Curve Scenarios

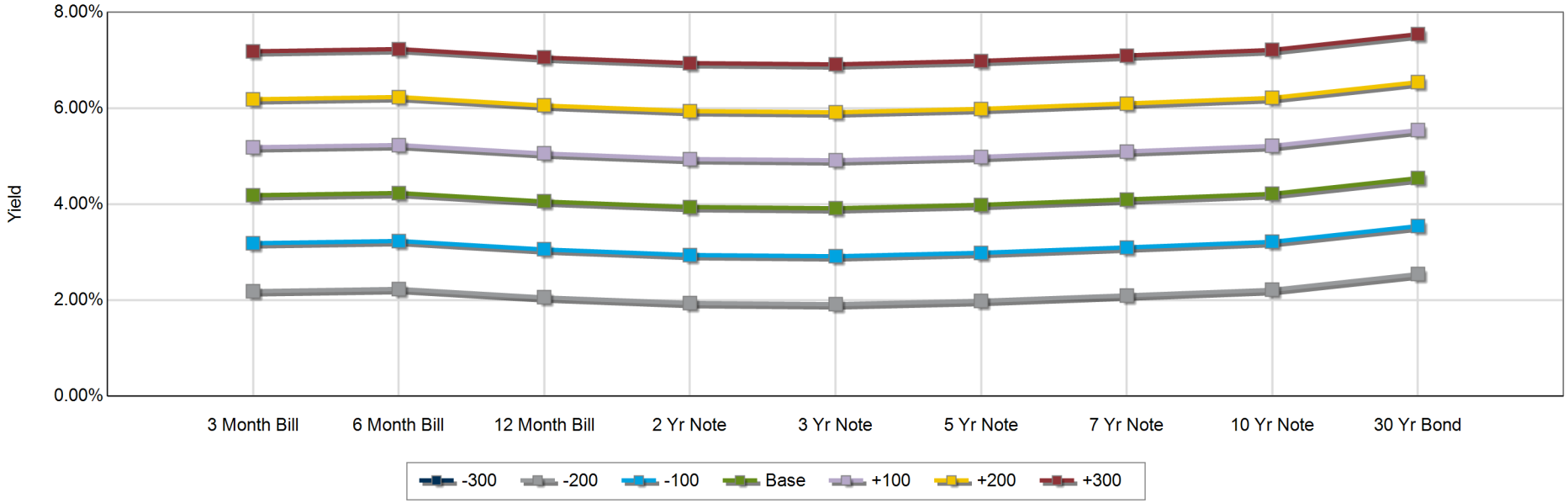

Report Assumptions

Assumptions

• Calculation Engine	The Yield Book © and ZM Financial
• Cash Flow Model	The Yield Book ©
• Curve Date	Same as Portfolio As Of Date
• Curve Type Used	Swap Curve
• Curve Shape	Immediate Sustained Parallel Shocks
• Price Shock Methodology	Constant OAS for fixed rate securities; immediate market shift for floating rate securities
• Horizon Period	Immediate Time Horizon
• Reinvestment Rate	3 Month T-Bill
• Cost of Funds	1.00%
• Tax Rate	21.0%

Additional Information

Rolloff Yield - Rolloff Yield is the weighted average yield of the cashflows (maturities, calls and paydowns) that roll off during the noted time period. Ending Yield at Book is the weighted average yield of the remaining securities at the noted time period.

Shocked Scenarios - All shocked scenarios are instant and parallel and assume a sustained rate cycle from that point on. LIBOR OAS is held constant in order to generate shocked market scenarios and The Yieldbook was used to generate the projected cash flows. In shocked scenarios, 0.01% is considered the floor.

Bonds Likely to be Called - The page identifies all callable agencies which will either be called or mature in the next 12 months in any of the shocked scenarios. The methodology used to determine the call assumes a small internal margin to account for the "cost to call."

Municipals - For taxable institutions, the above tax rate detailed - along with TEFRA adjustments for BQs - is used to calculate TEY unless otherwise input. Ratings are a blend of Moody's and Standard & Poors.

Duration - Duration in the shocked detail section is generated by Yield Book.

Original Face - If original face was not supplied, original face was estimated by dividing current face by current factor.

Yields- All yields are Yield to Projected Scenario. (Assumes 100% of The Yield Book prepayment model).

Disclaimer

The information contained herein has been prepared from sources believed reliable but is not guaranteed by Stifel and is not a complete summary or statement of all available data, nor is it to be construed as an offer to buy or sell any securities referred to herein. Opinions expressed are subject to change without notice and do not take into account the particular investment objectives, financial situation, or needs of investors. Employees of Stifel or its affiliates may, at times, release written or oral commentary, technical analysis, or trading strategies that differ from the opinions expressed within. No investments or services mentioned are available to "private customers" in the European Economic Area or to anyone in Canada other than a "Designated Institution." Stifel and/or its employees involved in the preparation or the issuance of this communication may have positions in the securities or options of the issuer/s discussed or recommended herein. Securities identified herein are subject to availability and changes in price.

Stifel is a multi-disciplined financial services firm that regularly seeks investment banking assignments and compensation from issuers for services including, but not limited to, acting as an underwriter in an offering or financial advisor in a merger or acquisition, or serving as a placement agent in private transactions. Moreover, Stifel and its affiliates and their respective shareholders, directors, officers, and/or employees, may from time to time have long or short positions in such securities or in options or other derivative instruments based thereon.

Readers of this report should assume that Stifel or one of its affiliates is seeking or will seek investment banking and/or other business relationships with the issuer or issuers, or borrower or borrowers, mentioned in this report. Stifel’s Fixed Income Capital Markets research and strategy analysts ("FICM Analysts") are not compensated directly or indirectly based on specific investment banking services transactions with the borrower or borrowers mentioned in this report or on FICM Analyst specific recommendations or views (whether or not contained in this or any other Stifel report), nor are FICM Analysts supervised by Stifel investment banking personnel; FICM Analysts receive compensation, however, based on the profitability of both Stifel (which includes investment banking) and Stifel’s Fixed Income Capital Markets. The views, if any, expressed by FICM Analysts herein accurately reflect their personal professional views about subject securities and borrowers. For additional information on investment risks (including, but not limited to, market risks, credit ratings, and specific securities provisions), contact your Stifel financial advisor or salesperson.

High yield fixed income securities, or fixed income securities that don’t have credit ratings from nationally recognized statistical rating organizations, may be subject to greater fluctuations in price and greater risk of loss of income and principal, due to greater potential default risk by the associated borrowers than fixed income securities that have investment grade credit ratings from the nationally recognized statistical rating organizations.

All Moody’s Ratings data, furnished by Stifel pursuant to this subscription agreement are proprietary to Stifel (or Stifel’s licensors) and are so furnished at subscriber's request and for subscriber's exclusive use. No Moody’s Ratings data so furnished may be copied or otherwise reproduced, repackaged, further transmitted, transferred, disseminated, distributed, redistributed, sold, resold, leased, rented, licensed, sublicensed, altered, modified, adapted, or stored for subsequent use for any such purpose, in whole or in part, in any form or manner or by any means whatsoever, by subscriber or any other person or entity, without Stifel’s prior written consent (or that of Stifel’s licensors’, as applicable).

For additional information on investment risks (including but not limited to, market/credit risks, credit ratings, and specific securities provisions), contact your Stifel Fixed Income representative.

© 2025 Stifel, Nicolaus & Company, Incorporated | Member SIPC & NYSE, One South Street, Baltimore, MD 21202. All rights reserved.

City Council Staff Report

DATE: **MAY 6, 2025**

TO: **HONORABLE MAYOR AND CITY COUNCIL**

FROM: **ECONOMIC AND COMMUNITY DEVELOPMENT DEPARTMENT**
ECONOMIC DEVELOPMENT DIVISION

DISTRICT: **ALL**

SUBJECT: **ADOPT RESOLUTION NO. CC 2025-036, A RESOLUTION OF THE CITY COUNCIL OF THE CITY OF PALMDALE APPROVING THE PALMDALE FILM INCENTIVE PROGRAM; AND APPROVE MEMORANDUM OF UNDERSTANDING (MOU) WITH VISIT PALMDALE**

RECOMMENDATION

Staff recommends that the City Council:

1. Adopt Resolution No. CC 2025-036, a Resolution of the City Council of the City of Palmdale approving the Palmdale Film Incentive Program (PFIP);

2. Approve Agreement No. A-9301, an MOU by and between the City of Palmdale and Visit Palmdale defining the responsibilities of each organization in the Palmdale Film Incentive Program; and,

3. Authorize the City Manager Pro Tem or his designee to execute Agreement No. A-9301, an MOU by and between the City and Visit Palmdale, and take actions necessary to implement and administer the program, including minimal and/or non-substantial changes.

BACKGROUND

The film industry has a profound impact on the state and local economy. In recognition, the City established a Film Palmdale Strategic Plan on December 6, 2023. The strategic plan comprises short-term and long-term goals, geared toward continually seeking innovative solutions to attract filmmakers eager to expand their presence within the Palmdale market. The PFIP directly targets the short-term goal of identifying and developing a funding source for a sustainable City rebate or grant program to offset film costs. Film incentives are becoming industry standard and remain pivotal in film recruitment.

Since its inception in 2009, California's Film and Television Tax Credit Program has generated over $26 billion in economic activity and supported 197,000 skilled cast and crew jobs, vital to the state's economic growth. A recent analysis found that each dollar in tax credits generates $24.40 in economic output, $16.14 in GDP, $8.60 in wages, and $1.07 in state and local tax revenue.

However, the program has been consistently oversubscribed, with more productions applying than can be funded under the current $330 million annual cap. Between 2020 and 2024, California lost an estimated $1.6 billion in production spending, with 71% of denied applicants choosing to film in other states, negatively impacting local economies.

To address this, Governor Newsom proposed in October 2024 to expand the program's annual budget to $750 million, aiming to strengthen California's competitiveness and keep film and television production within the state.

DISCUSSION

The PFIP aims to accelerate the attraction of new filming opportunities and foster the growth of the local film ecosystem. This strategic initiative is supported by extensive research and feedback from the California Film Commission, FilmLA, the local 399 Teamsters, and countless other industry professionals from various expos and conferences. To qualify for the PFIP, productions must film in Palmdale or establish a base camp within City limits and stay at one or more local hotels, and can select one incentive option per production, per permit. The PFIP is comprised of two options. The first, sponsored by Visit Palmdale and approved at their April 15, 2025, board meeting, provides hotel rooms to film productions with a valid FilmLA permit for two or more days in the following manner:

- Filming in the City limits Friday-Sunday, Not-To-Exceed (NTE) $2,000 per day, $6,000 per production.
- Filming in the City limits Monday-Thursday, NTE $1,000 per day, $4,000 per production.
- Filming outside the City limits but staying in Palmdale hotels, NTE $500 per day, $3,500 per production.

Incentive option two is proposed to be covered by the City and reimburses standard film permit fees with proof of a valid FilmLA Permit and proof of payment, NTE $2,000 per production, per permit. Collectively, both incentive options cater to varying film productions, both short—and long-term.

The PFIP represents a significant step toward the City's objectives of fostering quality job creation, economic attraction, and local expansion of key workforce sectors. Palmdale has a rich filming history that, with the approval of this program, can result in a sustainable stream of job creation and investment dollars into the local economy.

FISCAL IMPACT

$100,000; funds for the PFIP are allocated within the Measure AV budget for FY 2024-25.

STRATEGIC PLAN

Goal IV: Maintain a desirable community where everyone wants to live, work, and play.

B. Provide inclusive access to a variety of supportive services that build a resilient and healthy community.

Prepared by:	Megan Taggart, Director of Economic and Community Development
Certified as to availability of Funds:	Janelle Samson, Director of Operations
Approved by:	Salvador Mendez, City Manager Pro Tem
Approved as to form:	Alexandra Halfman, Acting City Attorney

ATTACHMENTS

Reso. No. CC 2025-036
Palmdale Film Incentive Program Application & Guidelines
Agrmt. No. A-9301, MOU between the City of Palmdale and Visit Palmdale

CITY COUNCIL
CITY OF PALMDALE, CALIFORNIA
RESOLUTION NO. CC 2025-036

A RESOLUTION OF THE CITY COUNCIL OF THE CITY OF PALMDALE APPROVING THE PALMDALE FILM INCENTIVE PROGRAM

WHEREAS, the City Council adopted Resolution No. CC 2023-077, approving the Film Palmdale Strategic Plan on December 6, 2023; and

WHEREAS, the Film Palmdale Strategic Plan is comprised of short-term and long-term goals aimed at making filming attractive and easy; and

WHEREAS, the Palmdale Film Incentive Program (PFIP) is a strategic initiative designed to attract new filming opportunities to Palmdale and foster the growth of the local film ecosystem; and

WHEREAS*,* the PFIP is strategically designed to encourage production spending at local businesses and hospitality sectors; and

WHEREAS*,* the PFIP is in alignment with the goals of the Film Palmdale Strategic Plan, to foster economic vitality and innovation; and

WHEREAS*,* the PFIP will encourage film production companies to invest in the local economy by providing incrementally larger incentives for projects that occur within the City limits and over a longer period of time; and

WHEREAS*,* the City of Palmdale and Visit Palmdale intend to memorialize this program by executing a Memorandum of Understanding (MOU) A-9301.

NOW THEREFORE, BE IT RESOLVED, THE CITY COUNCIL OF THE CITY OF PALMDALE DOES HEREBY FIND, DETERMINE, RESOLVE AND ORDER AS FOLLOWS:

SECTION 1. The City Council hereby specifically finds that all of the facts set forth in the Recitals of this Resolution are true and correct.

SECTION 2. The PFIP eligibility criteria require that film productions shoot in the City of Palmdale and/or establish a base camp within the City limits. Qualifying productions shall have the option to select the most beneficial incentive option to suit their needs with either hotel rooms or permit fee reimbursement.

SECTION 3. The City Council authorizes the City Manager or his/her designee to perform and carry out the implementation of the PFIP. Whenever the City requires an administrative action to implement the terms of the program, the City Manager or

authorized designee shall have the authority to act on behalf of the City, except with respect to matters reserved under California law wholly for determination by the City's governing body.

SECTION 4. The City Clerk shall certify to the adoption of this resolution.

PASSED, APPROVED and **ADOPTED** this 6th day of May, 2025.

_____
Richard J. Loa, Mayor

APPROVED AS TO FORM:

_____
Alexandra Halfman
Acting City Attorney

ATTEST:

_____
Rochelle Scott, City Clerk

I, Rochelle Scott, City Clerk of the City of Palmdale, California, do hereby certify that the foregoing resolution was duly passed, approved, and adopted by the City Council of the City of Palmdale at a regular meeting of said Council held on the 6th day of May, 2025 by the following roll call vote:

AYES: _____

NOES:_____

ABSTAIN:_____ABSENT:_____

Date: _____ _____
Rochelle Scott, City Clerk

City of Palmdale

Palmdale Film Incentive Program (PFIP)

Option 1: Hotel Room(s)

Visit Palmdale will support the City of Palmdale's filming efforts by booking hotel rooms in the following manner and will serve as the booking agent to support all hotels in the TID equally.

-Visit Palmdale will pay 100% of hotel room and tax for weekends, Friday-Sunday, for dates indicated on a valid FilmLA permit for filming productions located within the City of Palmdale city limits, in an amount Not-to-Exceed (NTE) $2,000 per day and $6,000 per production.

-Visit Palmdale will pay 50% of hotel room and tax for weekdays, Monday-Thursday, for dates indicated on a valid FilmLA permit for filming productions located within the City of Palmdale city limits, in an amount Not-to-Exceed (NTE) $1,000 per day and $4,000 per production.

-Visit Palmdale will pay 25% of hotel room and tax for dates indicated on a valid FilmLA permit for filming productions located OUTSIDE City of Palmdale city limits, in an amount Not-to-Exceed (NTE) $500 per day and $3,500 per production.

Option 2: Reimbursement of Film Permit Fees

The City of Palmdale will reimburse, in full, the cost of the Basic Film Permit Application Fee, Palmdale Application Fee, Palmdale Per Location Fee, Palmdale Encroachment Fee, Palmdale Traffic Plan Check Fee and LA County Fire Review Fee, Not-to-Exceed (NTE) $2,000 per production, per permit.

Option 1: Hotels located in the City of Palmdale include Doubletree (300 W. Palmdale Blvd., Palmdale, CA 93551), Embassy Suites (39375 5th Street W., Palmdale, CA 93551), Element Hotel (39235 Trade Center Drive, Palmdale, CA 93551), Courtyard by Marriott (530 W. Rancho Vista Blvd., Palmdale, CA 93551), Residence Inn (200 W. Palmdale Blvd., Palmdale, CA 93551), Staybridge Suites Palmdale (420 W. Park Drive, Palmdale, CA 93551), Fairfield Inn & Suites (1052 W. Avenue O-8, Palmdale, CA 93551), Hampton Inn & Suites (9428 Trade Center Drive, Palmdale, CA 93551), Hilton Garden Inn (1309 W. Rancho Vista Blvd., Palmdale, CA 93551), Holiday Inn (38630 5th Street W., Palmdale, CA 93551), Home2 Suites (38750 5th Street W., Palmdale, CA 93551), Best Western (600 W. Palmdale Blvd., Palmdale, CA 93551), Motel 6 (407 W. Palmdale Blvd., Palmdale, CA 93551), OYO Hotel (217 E. Palmdale Blvd., Palmdale, CA 93550), Palms Inn & Suites (430 W. Palmdale Blvd., Palmdale, CA 93551), Red Roof Inn (200 W. Palmdale Blvd., Palmdale, CA 93551), Sherwood Motel (1331 E. Palmdale Blvd., Palmdale, CA 93550. ** List as of December 2024.

Subject to hotel availability. The recipient must coordinate a minimum of five (5) calendar days before the desired check-in date. The hotel room incentive option covers only a percentage of the hotel room and tax costs. Recipients of this incentive must adhere to normal hotel guidelines for incidentals and additional charges. FilmLA permit must be valid for two (2) or more days to qualify. Check-in can occur up to one (1) calendar day before the valid FilmLA permit date, and check-out can occur the following calendar day after the valid FilmLA permit date. Each qualifying production is eligible to receive seven (7) calendar days of incentives per production or until FilmLA permit expires, whichever is first. Program incentives are available while funding lasts. Incentive Option 1 subsidies are to be capped at $50,000 per year (November 1-October 31) and will be allocated on a first-come, first-served basis.

Option 2; A minimum of one (1) Shoot Day must occur within the City of Palmdale city limits to qualify for reimbursement and must have a valid FilmLA permit. Submission of a request for reimbursement must occur within thirty (30) days from the last date listed on the applicable permit. More information regarding fees applicable for reimbursement can be found at https://filmla.com/for-filmmakers/requirements/#palmdale. Option 2 subsidies are to be capped at $100,000 per fiscal year (July 1-June 30) and will be allocated on a first-come, first-served basis.

The Palmdale Film Incentive Program (PFIP) allows recipients to receive one film incentive option per production, per permit.

Palmdale Film Incentive Program Application Form

Applicant Information:

Name of Applicant/Company: _____

Type of Production: _____

Contact Person Name (If different): _____

Email Address: _____

Phone Number: _____

Mailing Address: _____
_____
_____

Please select your desired incentive option and fill in the applicable fields below:
☐ Option 1: Hotel Room Booking
☐ Option 2: FilmLA Permit Fee Reimbursement

Option 1: Hotel Room Booking

Is your permit for filming located within the City of Palmdale? _____
What are the valid dates associated with your film permit? _____

To be eligible for this incentive option, the FilmLA permit must be valid for two (2) days or more.

Please provide the following information:

☐ Completed W-9 Form (Must match the name of the Applicant/Company and Mailing Address)
☐ Valid Film LA Permit
☐ Proof of Payment

Room Booking:
(Please complete the following for each room booking, indicating room type, i.e., Double or Single)

Name of Guest	Check-in Date	Check-out Date	Room Type

Option 2: Reimbursement of Film Permit Fees

Please provide the following information:

☐ Completed W-9 Form (Must match the name of the Applicant/Company and Mailing Address)
☐ Valid Film LA Permit
☐ Proof of Payment

Submissions for reimbursement must occur within thirty (30) days from the last date listed on the applicable permit.

Declaration and Signature:

By submitting this application form, I declare that the information provided is true and accurate. I understand that providing false information may result in disqualification from the incentive program. I have read and agree to the terms and conditions indicated in the Palmdale Film Incentive Program.

Signature: _____
Date: _____

All submissions and supporting documentation shall be emailed to:
Film@cityofpalmdaleca.gov

INTERNAL USE ONLY:
Reviewed by: Eligible or Ineligible Incentive Awarded:

PALMDALE FILM INCENTIVE PROGRAM
MEMORANDUM OF UNDERSTANDING

This Palmdale Film Incentive Program Memorandum of Understanding ("MOU") is entered into by and between the City of Palmdale, a California municipal corporation ("City"), and Visit Palmdale, a California mutual benefit non-profit corporation ("Visit Palmdale").

RECITALS

A. The City, through the non-profit FilmLA, issues permits for commercial filming operations within its jurisdiction.

B. Visit Palmdale promotes tourism and travel to Palmdale, including by encouraging destination development through commercial filming operations within the City.

C. The City and Visit Palmdale desire to enter into this MOU to incentivize commercial filming in Palmdale.

AGREEMENT

I. Term. This MOU will take effect upon the date of the last signature below ("Effective Date"). The MOU will automatically expire in three years unless terminated earlier by either party upon 30 days' written notice.

II. Visit Palmdale's Obligation.

a. Visit Palmdale will develop the City as a tourism destination by encouraging filming within the City and its environs by serving as the booking agent for commercial film productions with a valid FilmLA permit.

b. Visit Palmdale will pay 100% of hotel room booking charges, taxes, and fees for weekends, Friday through Sunday, for commercial filming productions within the City, in an amount not to exceed $2,000 per day and $6,000 per production.

c. Visit Palmdale will pay 50% of hotel room booking charges, taxes, and fees for weekdays, Monday through Thursday, for commercial filming productions within the City, in an amount not to exceed $1,000 per day and $4,000 per production.

d. Visit Palmdale will pay 25% of hotel room booking charges, taxes, and fees for any dates for commercial filming productions outside of the City when the production base camp is set within the City, in an amount not to exceed $500 per day and $3,500 per production.

e. Visit Palmdale's obligations only extend to room bookings for member hotels.

f. Visit Palmdale's total contribution under this MOU shall not exceed $50,000 per fiscal year.

III. City's Obligations.

a. The City will reimburse 100% of any of the following permit fees for filming within the City of Palmdale jurisdiction:

1. FilmLA Basic Film Permit Application Fee;
2. Palmdale Application Fee;
3. Palmdale Per Location Fee;
4. Palmdale Encroachment Permit Fee;
5. Palmdale Traffic Plan Check Fee; or
6. Los Angeles County Fire Review Fee.

b. The City's total contribution under this MOU shall not exceed $100,000 per fiscal year, at a rate of $2,000 per permit, per production, whichever is greater.

IV. Mutual Release. To the fullest extent permitted by law, each party shall release the other from and hold harmless against any and all claims, losses, costs or expenses for any injury or damage arising out of or in connection with this MOU alleged by third parties.

V. Non-Assignment. Neither party may delegate, transfer, subcontract, or assign its obligations or rights hereunder, either in whole or in part, without the other party's prior written consent, and any attempt to do so shall be void.

VI. Waiver. No provision, covenant, or condition of this MOU shall be deemed to have been waived by either party unless in writing. The waiver of any breach of any provision, covenant, or condition shall not be deemed a waiver of any subsequent breach of the same or any other provision, covenant, or condition.

VII. Counterparts, Electronic Signatures. This MOU may be signed in one or more counterparts, each of which shall be deemed an original, but all of which together shall be deemed one and the same instrument. The parties acknowledge and agree that this MOU may be executed by electronic signature, which shall be considered as an original signature for all purposes. "Electronic signature" shall

include emailed versions of an original signature, electronically scanned and transmitted version of an original signature, or a digital signature.

TO EFFECTUATE THIS AGREEMENT, the parties have caused their duly authorized representatives to execute this MOU on the dates set forth below.

"CITY" City of Palmdale	"VISIT PALMDALE" Visit Palmdale
Authorized Signatories:	
Signature:_____	Signature:_____
Printed: Sal Mendez	Printed: Megan Taggart
Title: City Manager Pro Tem	Title: Executive Director
Date: _____	Date: _____
Attestation:	
Signature:_____	Signature:_____
Printed: Roxanne Faber	Printed: Christian Barrow
Title: City Clerk	Title: Secretary
Date: _____	Date: _____
Approval as to Form:	
Signature:_____	Signature:_____
Printed: Alexandra Halfman	Printed: Aleks Giragosian
Title: Acting City Attorney	Title: Senior Counsel
Date: _____	Date: _____

City Council Staff Report

DATE: **MAY 6, 2025**

TO: **HONORABLE MAYOR AND CITY COUNCIL**

FROM: **HOUSING DEPARTMENT**

DISTRICT: **ALL**

SUBJECT: **ADOPT RESOLUTION NO. CC 2025-038, A RESOLUTION OF THE CITY COUNCIL OF THE CITY OF PALMDALE TO RESTATE THE AUTHORIZED SIGNATORY AND RECEIVE THE STATE OF CALIFORNIA DEPARTMENT OF HOUSING AND COMMUNITY DEVELOPMENT PERMANENT LOCAL HOUSING ALLOCATION (PLHA) PROGRAM FUNDS**

RECOMMENDATION

Staff recommend that the City Council:

1. Adopt Resolution No. CC 2025-038, a resolution of the City Council of the City of Palmdale to restate the authorized signatory and receive the State of California Department of Housing and Community Development PLHA funds; and,

2. Authorize the City Manager or their designee to execute any documents related to the application, acceptance, and implementation of approved grant programs and projects of PLHA.

BACKGROUND

In 2017, the Building Homes and Jobs Act, SB2, established a $75 recording fee on real estate documents to increase the supply of affordable housing in California. The PLHA Program was established for these funds. Seventy percent (70%) of the funds collected are allocated to local governments and administered locally for affordable housing. Of these funds, ninety percent (90%) are allocated to the local governments based on the HUD CDBG federal fiscal year 2017 allocation process. The City allocation of PLHA funds is $4,674,384 over the five-year plan period.

Resolution No. CC 2020-081, as requested by HCD staff, designated the City Manager by name. When the City submitted its request for PLHA allocations for Plan Years three and four, HCD requested a new resolution providing authorization by position, naming

the City Manager without naming a specific individual. Resolution No. CC 2025-038 is necessary to facilitate receipt of the PLHA funds.

FISCAL IMPACT

$2,000,450; Revenues from PLHA funds total $2,000,450 for years three and four.

STRATEGIC PLAN

Goal II: Ensure long-term fiscal health of the City and maintain funding for services.

C. Pursue alternative financing opportunities for continued infrastructure improvements and quality community programs.

Prepared by:	Sophia Reyes, Director of Housing
Certified as to availability of Funds:	Janelle Samson, Director of Operations
Approved by:	Salvador Mendez, City Manager Pro Tem
Approved as to form:	Alexandra Halfman, Acting City Attorney

ATTACHMENTS

Reso. No. CC 2025-038

CITY COUNCIL
CITY OF PALMDALE, CALIFORNIA
RESOLUTION NO. CC 2025 - 038

A RESOLUTION OF THE CITY COUNCIL OF THE CITY OF PALMDALE TO RESTATE SIGNATORY AND RECEIVE THE STATE OF CALIFORNIA DEPARTMENT OF HOUSING AND COMMUNITY DEVELOPMENT PERMANENT LOCAL HOUSING ALLOCATION PROGRAM FUNDS

WHEREAS, the State of California, Department of Housing and Community Development ("Department") is authorized to provide up to $195 million under the SB 2 Permanent Local Housing Allocation Program Formula Component from the Building Homes and Jobs Trust Fund for assistance to Cities and Counties (as described in Health and Safety Code section 50470 et seq. (Chapter 364, Statutes of 2017 (SB 2)); and

WHEREAS*,* the Department issued a Notice of Funding Availability ("NOFA") dated 02/26/2020 under the Permanent Local Housing Allocation (PLHA) Program*; and*

WHEREAS*,* the City of Palmdale ("Applicant") is an eligible Local government applying for the program to administer one or more eligible activities, or a Local or Regional Housing Trust Fund to whom an eligible Local government delegated its PLHA formula allocation*; and*

WHEREAS*,* the Department may approve funding allocations for PLHA Program, subject to the terms and conditions of the Guidelines, NOFA, Program requirements, the Standard Agreement and other contracts between the Department and PLHA grant recipients.

NOW THEREFORE, BE IT RESOLVED, THE CITY COUNCIL OF THE CITY OF PALMDALE DOES HEREBY FIND, DETERMINE, RESOLVE AND ORDER AS FOLLOWS:

SECTION 1. If Applicant receives a grant of PLHA funds from the Department pursuant to the above referenced PLHA NOFA, it represents and certifies that it will use all such funds in a manner consistent and in compliance with all applicable state and federal statutes, rules, regulations, and laws, including without limitation all rules and laws regarding the PLHA Program, as well as any and all contracts Applicant may have with the Department.

SECTION 2. Applicant is hereby authorized and directed to receive a PLHA grant, in an amount not to exceed the five-year estimate of the PLHA formula allocations, as stated in Appendix C of the NOFA $4,674,384 in accordance with all applicable rules and laws.

SECTION 3. Applicant hereby agrees to use the PLHA funds for eligible activities as approved by the Department and in accordance with all Program requirements, Guidelines, other rules and laws, as well as in a manner consistent and in compliance with the Standard Agreement and other contracts between the Applicant and the Department.

SECTION 4. Applicant hereby agrees to use the PLHA funds for eligible activities. Applicant certifies that it has or will subgrant some or all of its PLHA funds to another entity or entities. Pursuant to Guidelines Section 302(c)(3), "entity" means a housing developer or program operator, but does not mean an administering Local government to whom a Local government may delegate its PLHA allocation.

SECTION 5. Applicant certifies that its selection process of these subgrantees was or will be accessible to the public and avoided or shall avoid any conflicts of interest.

SECTION 6. Pursuant to the Applicant's certification in this resolution, the PLHA funds will be expended only for eligible Activities and consistent with all program requirements.

SECTION 7. Applicant certifies that, if funds are used for the acquisition, construction or rehabilitation of for-sale housing projects or units within for-sale housing projects, the grantee shall record a deed restriction against the property that will ensure compliance with one of the requirements stated in Guidelines Section 302(c)(6)(A),(B) and (C).

SECTION 8. Applicant certifies that, if funds are used for the development of an Affordable Rental Housing Development, the Local government shall make PLHA assistance in the form of a low-interest, deferred loan to the Sponsor of the Project, and such loan shall be evidenced through a Promissory Note secured by a Deed of Trust and a Regulatory Agreement shall restrict occupancy and rents in accordance with a Local government-approved underwriting of the Project for a term of at least 55 years.

SECTION 9 Applicant shall be subject to the terms and conditions as specified in the Standard Agreement, the PLHA Program Guidelines and any other applicable SB 2 Guidelines published by the Department.

SECTION 10. City Manager, or their designee is/are hereby authorized to execute the PLHA Program Application for the five year period, the PLHA Standard Agreement and any subsequent amendments or modifications thereto, as well as any other documents which are related to the Program or the PLHA grant awarded to Applicant, as the Department may deem appropriate.

SECTION 11. The City Clerk shall certify to the adoption of this resolution.

PASSED, APPROVED and **ADOPTED** this 6th day of May, 2025.

_____
Richard J. Loa, Mayor

APPROVED AS TO FORM:

_____
Alexandra Halfman
Acting City Attorney

ATTEST:

_____
Rochelle Scott, City Clerk

I, Rochelle Scott, City Clerk of the City of Palmdale, California, do hereby certify that the foregoing resolution was duly passed, approved, and adopted by the City Council of the City of Palmdale at a regular meeting of said Council held on the 6th day of May, 2025 by the following roll call vote:

AYES: _____

NOES:_____

ABSTAIN:_____ABSENT:_____

Date: _____ _____
Rochelle Scott, City Clerk

City Council Staff Report

DATE: **MAY 6, 2025**

TO: **HONORABLE MAYOR AND CITY COUNCIL**

FROM: **HOUSING DEPARTMENT**

DISTRICT: **ALL**

SUBJECT: **ADOPT RESOLUTION NO. CC 2025-039, A RESOLUTION OF THE CITY COUNCIL OF THE CITY OF PALMDALE TO ACCEPT THE LOS ANGELES COUNTY MEASURE A LOCAL SOLUTIONS FUND**

RECOMMENDATION

Staff recommend that the City Council:

1. Adopt Resolution No. CC 2025-039, a resolution of the City Council of the City of Palmdale to accept the Los Angeles County Measure A Local Solution Fund; and,

2. Authorize the City Manager or their designee to execute any documents related to the application, acceptance, and implementation of approved grant programs and projects of the Los Angeles County Measure A Local Solution Fund.

BACKGROUND

Measure A is a half-cent sales tax countywide to resolve homelessness through housing with services and making housing more affordable throughout LA County. Approved by LA County voters in November 2024, Measure A allows support for homeless housing and services to help people currently experiencing homelessness find permanent solutions, while doing even more to address the drivers of homelessness in LA County through affordable housing construction, homelessness prevention, and support for vulnerable renters. The half-cent sales tax was repealed and replaced with the quarter-cent sales tax for County homeless services that was set to expire in 2027 (Measure H). Measure A took effect on April 1, 2025.

DISCUSSION

On March 25, 2025, the Board of Supervisors adopted both a Regional Plan as well as baseline and target metrics as recommended by the Executive Committee for Regional Homeless Alignment (ECRHA) with input and recommendations from the Leadership Table for Regional Homelessness Alignment (LTRHA). Programs funded by Measure A

should contribute to achieving the goals in the Responsive Regional Plan by demonstrating progress from the baseline metrics toward target metrics. The Responsive Regional Plan seeks to coordinate countywide efforts to combat homelessness by providing an opportunity for alignment across countywide programmatic efforts, including but not limited to those funded by Measure A. As a living plan, it will continuously evolve, incorporating course corrections as the region adapts and continuously improves its efforts.

Measure A in Los Angeles County requires that at least 15% of the funds dedicated to homelessness services be allocated to the Local Solutions Fund (LSF). This fund is specifically intended to support cities, Councils of Governments (COGs), and unincorporated areas of the County. The LSF empowers local jurisdictions to design and implement strategies tailored to their communities, with a focus on:

- Reducing the number of people living in encampments
- Expanding access to interim and permanent housing
- Preventing homelessness through targeted interventions

The LSF fund is designed to empower local jurisdictions to implement evidence-based strategies tailored to their specific needs. The distribution of LSF resources is guided by a formula based on the annual Point-in-Time Count of individuals experiencing homelessness and other metrics as determined by the Board of Supervisors in consultation with local cities. The data-driven approach ensures that funds are directed to areas with the greatest need. The City of Palmdale has been allocated $1,658,099 for fiscal year 2025-2026. Eligible uses include Homeless Prevention, Permanent Housing for People Experiencing Homelessness (PEH), Interim Housing for PEH, Expedited placements for PEH, Employment Services for PEH, Enhanced Emergency and Interim Housing, Mental Health Services, Substance Abuse Services, and Case Management & Outreach Services.

FISCAL IMPACT

$1,658,099; Revenues from the Los Angeles County Measure A 2025-2026 Local Solution Fund allocation are $1,658,099. Funding will be allocated in subsequent years.

STRATEGIC PLAN

Goal II: Ensure long-term fiscal health of the City and maintain funding for services.

C. Pursue alternative financing opportunities for continued infrastructure improvements and quality community programs.

Prepared by:	Sophia Reyes, Director of Housing
Certified as to availability of Funds:	Janelle Samson, Director of Operations
Approved by:	Salvador Mendez, City Manager Pro Tem
Approved as to form:	Alexandra Halfman, Acting City Attorney

ATTACHMENTS

Reso. No. CC 2025-039

CITY COUNCIL
CITY OF PALMDALE, CALIFORNIA
RESOLUTION NO. CC 2025-039

A RESOLUTION OF THE CITY COUNCIL OF THE CITY OF PALMDALE TO ACCEPT THE LOS ANGELES COUNTY MEASURE A LOCAL SOLUTIONS FUND

WHEREAS, Measure A is half-cent sales tax countywide to resolve homelessness through housing with services and making housing more affordable throughout LA County; and

WHEREAS*,* Approved by LA County voters in November 2024, Measure A allows support for homeless housing and services to support people currently experiencing homelessness in finding permanent solutions while doing even more to address the drivers of homelessness in LA County through affordable housing construction, homelessness prevention, and support for vulnerable renters. The half-cent sales tax was repealed and replaced with the quarter-cent sales tax for County homeless services that was set to expire in 2027 (Measure H). Measure A took effect on April 1, 2025; and

WHEREAS*,* The City of Palmdale will directly receive an annual allocation of the Measure A Local Solutions Fund. For the fiscal year 2025-2026, Palmdale's allocation is $1,658,099.

NOW THEREFORE, BE IT RESOLVED, THE CITY COUNCIL OF THE CITY OF PALMDALE DOES HEREBY FIND, DETERMINE, RESOLVE AND ORDER AS FOLLOWS:

SECTION 1. The City of Palmdale authorizes the acceptance of the Los Angeles County Local Solutions Fund of $1,658,099 for fiscal year 2025-2026 and funding allocated in subsequent years.

SECTION 2. The City Manager, or their designee, is hereby authorized and empowered to execute in the name of the City of Palmdale all documents, including but not limited to agreements, amendments, requests for payment, and reports, necessary to secure Los Angeles County Local Solutions Fund and implement the approved grant programs and projects.

SECTION 3. These authorizations are effective for five (5) years from the date of adoption of this resolution

SECTION 4. The City Clerk shall certify to the adoption of this resolution.

PASSED, APPROVED and **ADOPTED** this 6th day of May, 2025.

_____
Richard J. Loa, Mayor

Approved as to form:

ATTEST:

_____
Alexandra Halfman
Acting City Attorney

_____
Rochelle Scott, City Clerk

I, Rochelle Scott, City Clerk of the City of Palmdale, California, do hereby certify that the foregoing resolution was duly passed, approved, and adopted by the City Council of the City of Palmdale at a regular meeting of said Council held on the 6th day of May, 2025 by the following roll call vote:

AYES: _____

NOES:_____

ABSTAIN:_____ABSENT:_____

Date: _____ _____
Rochelle Scott, City Clerk

City Council Staff Report

DATE: **MAY 6, 2025**

TO: **HONORABLE MAYOR AND CITY COUNCIL**

FROM: **PARKS AND RECREATION DEPARTMENT**

DISTRICT: **ALL**

SUBJECT: **APPROVE AGREEMENT WITH HENISEY ELECTRIC TO PROVIDE TEMPORARY ELECTRICAL AND GENERAL SERVICES FOR SPECIAL EVENTS FOR A TOTAL NOT TO EXCEED AMOUNT OF $535,000 FOR A TERM OF THREE YEARS WITH THE OPTION TO EXTEND TWO ONE-YEAR TERMS**

RECOMMENDATION

Staff recommend that the City Council:

1. Approve Agreement No. A-9313 with Henisey Electric for temporary electrical and general services for special events for a total not to exceed amount of $535,000 for a term of three years with the option to extend two one-year terms;

2. Authorize the City Manager or designee to execute Agreement No. A-9313 with Henisey Electric, including minimal and/or non-substantial changes; and,

3. Authorize the City Manager or designee to exercise the option to extend two additional one-year terms and execute each agreement, including minimal and/or non-substantial changes.

BACKGROUND

Outdoor special events require power generation and distribution equipment, along with providing a licensed electrician to operate the equipment. Given the substantial power requirements of such events, having reliable, well-managed power is essential to their success. Renting equipment with a licensed professional, with experience in this line of work, is a common and effective approach in the event industry, ensuring both safety and seamless operation.

DISCUSSION

In February 2025, the City released Request for Proposals (RFP) No. 25-003-4100 for Electrical Services for Special Events. The solicitation sought an experienced, qualified,

and licensed provider to furnish all necessary equipment and on-site support services to manage temporary event power infrastructure.

After formal evaluation, Henisey Electric was selected as the highest-ranked proposer. A local, licensed contractor with over 40 years of experience, Henisey Electric has supported regional events and previously delivered reliable service for the City's large-scale functions. Typical services include developing site-specific electrical distribution plans, powering tour buses, managing house power, preventing overloads, and troubleshooting electrical issues during events.

The proposed agreement with Henisey Electric will establish a three-year service contract with pricing valid through June 30, 2028, in alignment with the terms submitted in response to RFP No. 25-003-4100. Henisey Electric will provide temporary generated power distribution and equipment required to supplement existing power to meet the contractual obligations of performers, vendors, and renters for large-scale events, as well as licensed labor for installation, support, and teardown.

Pricing submitted by Henisey Electric is consistent with current prevailing wage rates and industry standards. Henisey Electric has a longstanding track record of reliable service to the City and continues to operate as a locally owned and trusted vendor. Their experience with similar public sector projects and event electrical logistics ensures high-level preparedness and responsiveness for Palmdale's dynamic calendar of special events.

FISCAL IMPACT

$535,000.00; Sufficient funds for these services are budgeted and available in Parks and Recreation accounts for FY 2024-25, and future year funding will be proposed through the annual budget process.

STRATEGIC PLAN

Goal IV: Maintain a desirable community where everyone wants to live, work and play.

> D. Develop and maintain diverse programs and events that inspire growth, pride, and lifelong learning.

Prepared by:	Keri Smith, Director of Parks and Recreation
Certified as to availability of Funds:	Janelle Samson, Director of Operations
Approved by:	Salvador Mendez, City Manager Pro Tem
Approved as to form:	Alexandra Halfman, Acting City Attorney

ATTACHMENTS

Agrmt. No. A-9313 with Henisey Electric

AGREEMENT NO. A-9313
CONTRACT FOR SERVICES
BETWEEN THE CITY OF PALMDALE AND HENISEY ELECTRIC

This CONTRACT for services ("Contract" herein) is made and entered into by and between the City of Palmdale, a public body corporate and politic, (hereinafter called "CITY"), and HENISEY ELECTRIC, a corporation in the state of California , (hereinafter called "CONTRACTOR"). This Contract shall become effective on the date of the last signatory.

RECITALS

WHEREAS, CONTRACTOR represents that CONTRACTOR has the expertise and is qualified to perform the services described in this Contract.

NOW THEREFORE, CITY and CONTRACTOR, in consideration of the mutual covenants hereinafter set forth, agree as follows:

1 CITY PROJECT MANAGER

To provide the services required by this Contract, CONTRACTOR shall act under the authority and approval of Keri Smith Director/designee, who shall oversee this Contract, the work performed by CONTRACTOR, assist CONTRACTOR with any necessary information, audit billings, and approve payments. The CONTRACTOR shall channel all contacts and requests through the City project manager.

2 DESCRIPTION OF WORK

2.1 CONTRACTOR shall provide the following services in a manner satisfactory to CITY:

The Contractor shall furnish all labor, tools, equipment, and all other incidental items required to complete Electrical Services for Special Events assigned in accordance with City requirements & specifications. The Contractor fees shall include any & all taxes,licenses, insurance, labor, equipment fees, fuel, transportation, delivery, set-up and tear-down, and on-site operations. Examples of Electrical Services for Special Events may include but not limited to concerts, festivals, outdoor movies, and rentals.

The electrical services to provide temporary power for special events will require the Contractor to submit a No Charge detailed quote or estimate to the City for each and every Event. Location, Dates, time of events, and required services/equipment are to be determined at a later date. The Contractor shall remove all debris, trash, and unused materials from worksite and leave worksite in a "broom-clean" condition. All work shall be completed in a "workmanlike manner" and in compliance with all building codes, applicable laws and regulations.

General Services Include:
- Contractor is required to make electrical connections to permanent electrical panels. Generated power may be required for any or all events.
- Contractor must be on-site for the duration of the event from load-in to load-out and have the ability to troubleshoot and respond to all electrical issues.
- Contractor must have the knowledge and on-site equipment to respond to and assist City staff with unanticipated event power related issues and emergencies.
o The Contractor on an As-Needed basis may be required to:
- Install permanent electrical equipment or upgrades onsite to improve or enhance event power needs or Patron safety. City approved plans and permits apply.
- Contractor may be required to operate stage-rigging motors and oversee load in and load out of lighting and audio equipment and City owned back line curtain truss as directed by Rigging Contractor.
- Contractor may be required to meet with prospective renters for an on-site preevent consultation.

CONTRACTOR shall possess a valid and current C-10 Electrical Contractor's License.

CONTRACTOR's CSLB license number is #961482. CONTRACTOR's DIR registration number is #2000009240. CONTRACTOR's Business License number is #11613247. CONTRACTOR hereby certifies that it holds the required license(s).

RFP No. 25-003-4100

2.2 CONTRACTOR shall have no claim for compensation for any services or work, which has not been authorized by CITY's Authorization to Proceed.

2.3 CONTRACTOR shall not accept any change of scope, or change in contract provisions, to this Contract unless issued in writing, as a contract change order or amendment and signed by CITY. Any extensions of time must be mutually agreed upon in writing and executed by both parties.

2.4 CONTRACTOR shall maintain in current status all Federal, State, and local licenses and permits required for the operation of the business conducted by the CONTRACTOR as applicable to this contract.

2.5 All work supplied under this Contract shall be fully guaranteed by CONTRACTOR for a minimum period of 60 days from the date of acceptance by CITY. Any defects of design, workmanship, or materials that would result in non-compliance with the Contract specifications shall be fully corrected by CONTRACTOR (including parts and labor) without cost to CITY. The written warranty shall be included with the delivered products to the using Department.

2.6 CITY shall provide to CONTRACTOR, without charge, all data, program information, including reports, records, maps, and other information, now in CITY's possession, which may facilitate the timely performance of the work.

3 CONTRACTOR'S KEY PERSONNEL

3.1 **Key Staff.** CITY reserves the right to review and approve CONTRACTOR'S staff including all subcontractors to be assigned to any project by CONTRACTOR during the term of this Contract.

This Contract has been awarded to CONTRACTOR based partially on the key personnel proposed to perform the services required herein. CONTRACTOR shall not change nor substitute any of these key staff for work on this Contract without prior written approval by CITY.

CONTRACTOR's Team and Key Personnel are as follows:

Kyle Henisey
Owner

This Services Contract has been awarded to CONTRACTOR based on its representation that those personnel and subcontractors submitted as part of its bid and listed above will perform the portions of the work listed above.

CONTRACTOR shall not deviate nor substitute any of these team members without prior written approval by CITY.

3.2 **Subcontractors.** During the performance of the Agreement, CONTRACTOR may engage such additional SUBCONTRACTORS as may be required for the timely completion of this Agreement. In the event of subcontracting, the sole responsibility for fulfillment of all terms and conditions of this Agreement rests with CONTRACTOR.

CONTRACTOR shall not enter into any Subcontract under this Contract for the performance of this Contract without the advance written approval of CITY. The subcontract shall incorporate by reference the terms and conditions of this Contract.

3.3 **Direct Responsibility.** All services required under this Contract shall be performed by CONTRACTOR, or under CONTRACTOR's direct supervision, and all personnel shall possess the qualifications, permits and licenses required by State and local law to perform such services.

3.3.1 CONTRACTOR shall be solely responsible for the satisfactory work performance of all personnel engaged in performing services required by this Contract, and compliance with all reasonable performance standards established by CITY.

3.3.2 CONTRACTOR shall be responsible for payment of all CONTRACTOR's employees' and subcontractor's wages and benefits and shall comply with all

requirements pertaining to the employer's liability, workers' compensation, unemployment insurance, and Social Security.

3.3.3 CONTRACTOR shall indemnify and hold harmless CITY, and its respective officers, agents and employees from and against all claims, demands, damages or costs arising from CONTRACTOR's acts or omissions with respect to any liability, damages, claims, costs and expenses of any nature arising from alleged violations of personnel practices.

4 CONTRACT TERM

The term of this Contract is Three (3) Years, commencing on the effective date, with CITY reserving the option to extend the agreement for 2 additional terms of one year each.

5 ACCEPTANCE AND DOCUMENTATION

Each task shall be reviewed and approved by the Contract Project Manager to determine acceptable completion.

5.1 **Records**. The CONTRACTOR shall retain and shall contractually require each SUBCONTRACTOR to retain all data and other "records" relating to the acquisition and performance of the Contract for a period of five years after the completion of the Contract.

5.2 **Property of CITY.** All materials, including reports, computer programs and other deliverables, supplied or created under this Contract are the sole property of CITY. CONTRACTOR is not entitled to a patent or copyright on those materials and may not transfer the patent or copyright to anyone else. CONTRACTOR shall not use or release these materials without the prior written consent of CITY.

5.3 **Products.** All equipment, materials, parts, and other components incorporated in the work or services performed pursuant to this Contract shall be new, or the latest model and of the most suitable grade for the purpose intended. All work shall be performed in a skilled and workmanlike manner.

6 PRICE

CITY shall pay to CONTRACTOR an amount not to exceed Five Hundred Thirty-Five Thousand dollars ($535000.00) for the completion of all the work and services described in Section 2, which sum shall include all costs or expenses incurred by CONTRACTOR, payable as follows:

See Exhibit B

6.1 An application for payment form must be submitted to CITY which shall include the following: a clear, detailed invoice reflecting work being billed for, a summary sheet showing percentage of work completed to date, amount/percent billed

to date and current status of all tasks within a project; any/all backup documentation supporting the above items. Work schedule updates must also be included with the payment requests.

6.2 CONTRACTOR shall maintain adequate records and shall permit inspection and audit by CITY of CONTRACTOR's charges under this Contract. CONTRACTOR shall make such records available to CITY during normal business hours upon reasonable notice. Nothing herein shall convert such records into public records, and they will be available only to CITY and any specified public agencies. Such records shall be maintained by CONTRACTOR for one (1) year following completion of the work under this Contract unless a longer period of time is required by state or federal law, in which event CONTRACTOR shall retain its records for the time required by such laws.

6.3 **Payment.** A separate invoice shall be issued for each shipment of material or service performed, and no payment will be issued prior to receipt of material and/or completion of specified services and receipt of a correct invoice.

7 TAXES

7.1 CONTRACTOR shall pay all sales, consumer, use, and other similar taxes required to be paid by CONTRACTOR in accordance with state and local laws.

7.2 CONTRACTOR is an independent contractor and shall have no power or authority to incur any debt, obligation, or liability on behalf of CITY. No person employed by CONTRACTOR or acting on its behalf, in connection with this Contract shall be considered the Agent or employee of CITY.

7.3 CONTRACTOR shall be required to obtain a current City of Palmdale business license, as required by the Palmdale Municipal Code, before an Authorization to Proceed is issued.

7.4 When equipment, materials or supplies generally taxable to CONTRACTOR are eligible for a tax exemption due to the nature of the work, CONTRACTOR shall assist the City in applying for and obtaining such tax credits and exemptions, which shall be paid or credited to the City.

8 PATENT FEES AND ROYALTIES

CONTRACTOR shall pay all license fees and royalties and assume all costs incident to the use, in the performance of the work or the incorporation in the work of any invention, design, process, program, product or device which is the subject of patent rights or copyrights held by others. If a particular invention, design, process, program, product or device is specified in the contract documents for use in the performance of the work and if, to the actual knowledge of CITY, its use is subject to patent rights or copyrights calling for the payment of any license fee or royalty to others, the existence of such rights shall be disclosed by CITY in the contract documents.

CONTRACTOR shall indemnify and hold harmless CITY and anyone directly or indirectly employed by CITY from and against all claims, damages, losses and expenses (including attorneys' fees) arising out of any infringement of patent rights or copyrights incident to the use in the performance of the work, or resulting from the incorporation in the work of any invention, design, process, program, product or device not specified in the contract documents, and shall defend all such claims in connection with any alleged infringement of such rights.

9 INDEMNIFICATION

To the fullest extent permitted by law, CONTRACTOR and any subcontractors working on its behalf agree to indemnify CITY, its officers, employees, agents and elected and appointed boards (hereinafter “Indemnified Parties”) for any loss, claim, demand, cause of action, cost, expense, damage, obligation or liability which arises out of or is in any way connected with the performance of any work under this agreement, including any acts or omissions, willful misconduct or negligent conduct, whether active or passive, on the part of CONTRACTOR, or its subcontractors, and regardless of any acts, omissions or negligence (whether active or passive) of any person or entity indemnified hereunder. At their own expense, CONTRACTOR and, as applicable, any subcontractors working on its behalf, shall defend any suit, claim or action against the Indemnified Parties founded upon such loss, claim, demand, cause of action, cost, expense, damage, obligation or liability. CONTRACTOR shall ensure that the contract of any subcontractor working under this agreement contain an indemnity agreement, requiring the subcontractor to indemnify and defend the Indemnified Parties pursuant the terms set forth above. CONTRACTOR shall indemnify the Indemnified Parties, and save it harmless from any and all loss, damage, costs, expenses and attorney's fees suffered or incurred on account of any breach of the aforesaid obligations and covenants, and any other provision or covenant of this agreement.

10 INSURANCE

10.1 CONTRACTOR, at its expense, shall maintain in effect at all times during the performance of work under this Contract not less than the following coverage and limits of insurance, which shall be maintained with insurers listed “A” or better in the Best’s Insurance Guide and authorized to do business in the State of California. **Proof of Insurance, as identified in Section 10.8, must be reviewed and accepted by the City Attorney**.

10.1.1 <u>Workers’ Compensation and Employer’s Liability</u>

- Workers’ Compensation -- coverage as required by the State of California
- Employer’s Liability
  $1,000,000 each accident
  $1,000,000.00 policy limit bodily injury
  $1,000,000.00 each employee bodily injury by disease

10.1.2 <u>Commercial General Liability</u>

- $2,000,000.00 limit on a per occurrence basis
- $4,000,000.00 general aggregate limit

10.1.3 Commercial Automobile Liability

- $2,000,000.00 combined single limit including owned, non-owned and hired automobile coverage

10.2 All of CONTRACTOR's policies shall contain an endorsement providing that written notice shall be given to CITY at least thirty (30) calendar days prior to termination, cancellation, or reduction of coverage in the policy.

10.3 Policies providing for bodily injury and property damage coverage shall contain the following:

A. An endorsement extending coverage to the City as an additional insured, as respects liability arising out of the performance of any work under the Contract. Such insurance shall be primary insurance, as respects the interest of the City, and any other insurance maintained by the City shall be considered excess coverage and not contributing insurance with the insurance required hereunder. The certificates shall state: "The City of Palmdale, Successor Agency to the Community Redevelopment Agency of the City of Palmdale, Palmdale Civic Authority, Housing Authority, Industrial Development Authority, Airport Authority, their officers, agents, employees and volunteers are named as additional insured".

B. "Severability of Interest" Clause.

10.4 Promptly upon execution of this Contract, and prior to commencement of any work, CONTRACTOR shall deliver to CITY certificates of insurance and endorsements to all required policies demonstrating that CONTRACTOR has the required coverage and showing the required named insured. Within five (5) days of written request from CITY, CONTRACTOR shall deliver to CITY full and complete copies of all insurance policies required by this Contract.

10.5 The requirements as to the types and limits of insurance to be maintained by CONTRACTOR are not intended to and shall not in any manner limit or qualify CONTRACTOR's liabilities and obligations under this Contract.

10.6 Any policy or policies of insurance that CONTRACTOR elects to carry as insurance against loss or damage to its equipment and tools or other personal property used in the performance of this Contract shall include a provision waiving the insurer's right of subrogation against CITY.

10.7 All insurance coverage must be maintained throughout the duration of this Contract.

10.8 Acceptable Proof of Insurance:

10.8.1 ACORD Certificate of Insurance listing all coverage, limits, deductibles and insured; and endorsements for all applicable coverage if agent has authority to issue it; or additional insured Form CG20100704 and CG20370704 or equivalent must be provided for general liability coverage. Additional insured form CA0001 must be provided for automobile liability coverage.

10.8.2 Binders of insurance for all coverage. Agents must confirm that policy endorsements have been ordered from the respective insurance companies. Upon issuance, policy endorsements and a corresponding Certificate of Insurance listing all insurers and coverage must be submitted to the City Attorney.

10.9 Notwithstanding any other provision of this Contract, CITY may immediately terminate this Contract if, at any time CONTRACTOR fails to maintain the required insurance for any period of time or fails to comply with any of the insurance requirements listed above.

10.10 CONTRACTOR shall require any and all subcontractors working on its behalf to provide insurance coverages and limits that are based on the scope of work and nature of risk being performed by the subcontractor. Any and all subcontractors working on behalf of CONTRACTOR shall be subject to all other insurance requirements that are stated herein.

Any deviation in this requirement will be CONTRACTOR's sole risk. CONTRACTOR's insurance requirements in Section 10 will not be impacted and/or limited by such deviation.

11 TERMINATION WITHOUT CAUSE

City reserves the right to terminate this Contract or any part thereof for its sole convenience with fifteen (15) days written notice. In the event of such termination, CONTRACTOR shall immediately stop all work hereunder, and shall immediately cause any of its suppliers and subcontractors to cease such work. CONTRACTOR shall also surrender to CITY all finished or unfinished documents, processes, programs and other supplies and materials, which shall be City’s property. As compensation in full for services performed to the date of such termination, the CONTRACTOR shall receive an amount equal to the value of the work completed as of the termination date in accordance with the fee schedule or as negotiated between the parties. In no event shall the amount payable upon termination exceed the total maximum compensation provided for in this Contract.

12 TERMINATION FOR CAUSE

If CITY determines that CONTRACTOR has failed to supply an adequate working force, or to provide services of proper quality, or has failed in any other respect to satisfactorily perform the services specified in this Contract, CITY shall give written notice to CONTRACTOR specifying all defaults to be remedied within thirty (30) days. Such notice shall set forth the basis for CITY’s dissatisfaction and suggest corrective

measures. If, after thirty days, CONTRACTOR has failed to implement appropriate corrective measures, CITY may elect to terminate this Contract in whole or in part.

12.1 In the event CITY terminates this Contract, in whole or in part, for cause, CITY may procure, upon such terms and in such manner, as it may deem appropriate, services similar to those terminated.

12.2 CONTRACTOR shall provide all finished or unfinished documents, data, studies, software, drawings, programs, processes, maps, photographs, reports, etc., prepared by CONTRACTOR within fifteen (15) working days after notice of termination. Upon such termination, CONTRACTOR shall be paid an amount equal to the value of the services provided and work performed as of the date of termination, taking into consideration the costs associated with hiring another CONTRACTOR to complete the services. In ascertaining the value of the work performed up to the date of termination, consideration shall be given to both completed work and work in progress, to complete and incomplete documents when such are delivered to CITY, and to authorized reimbursement expenses. The above is in addition to any other remedies available by law or equity to CITY.

12.3 If, after notice of termination of the Contract under the provisions of this Section 12, it is determined, for any reason, that CONTRACTOR was not in default, or that the default was excusable, then the rights and obligations of the parties shall be the same as if the notice of termination had been issued pursuant to Section 11.

13 DISPUTE RESOLUTION

All claims, disputes, and other matters in question between CITY and CONTRACTOR arising out of or relating to this Contract or the breach thereof shall, to the extent reasonably feasible, be resolved through good faith negotiations between the parties.

14 OWNERSHIP OF PRODUCT

All product, data, documents, programs and software including, but not limited to, research, field notes, investigations, analysis, studies, processes, software, instructions for use and other manuals, whether complete or incomplete, which are prepared or produced in the performance of this Contract are to be, and remain the property of CITY and shall be delivered to or left with CITY upon the completion or termination of this Agreement. CONTRACTOR shall furnish CITY, upon its request, originals and reproducible and electronic copies of product, data reports, studies and of all other documents listed above. Electronic copies shall be provided in an unprotected format which allows CITY to copy, reproduce and makes changes as CITY deems necessary.

15 DELEGATION AND ASSIGNMENT

15.1 CONTRACTOR shall not delegate or assign its duties or rights hereunder, either in whole or in part, without the prior written consent of CITY; provided,

however, that claims for money due or to become due to CONTRACTOR from CITY under this Contract may be assigned to a bank, trust company or other financial institution without such approval.

15.2 Any assignment, delegation or subcontract shall be made in the name of CONTRACTOR and shall not bind or purport to bind CITY and shall not release CONTRACTOR from any obligations under this Contract including, but not limited to, the duty to properly supervise and coordinate the work of employees, assignees, delegates and subcontractors. No such assignment, delegation or subcontract shall result in any increase in the amount of total compensation payable to CONTRACTOR under this Contract.

16 NON-DISCRIMINATION AND EQUAL EMPLOYMENT OPPORTUNITY

16.1 In performance of this Contract, CONTRACTOR shall not discriminate against any employee, subcontractor, or applicant for employment because of sex, color, race, religion, ancestry, national origin, disability, medical condition including the medical condition of Acquired Immune Deficiency Syndrome (AIDS) or any condition related thereto, marital status, sexual orientation, age, gender, gender identity, gender expression, genetic information, or military and veteran status. CONTRACTOR will take affirmative action to ensure that applicants are employed, and that employees are treated during employment, without regard to their sex, color, race, religion, ancestry, national origin, disability, medical condition including the medical condition of Acquired Immune Deficiency Syndrome (AIDS) or any condition related thereto, marital status, sexual orientation, age, gender, gender identity, gender expression, genetic information, or military and veteran status . Affirmative action relating to employment shall include, but not be limited to the following: employment, upgrading, demotion or transfer; recruitment; layoff or termination; rates of pay or other forms of compensation; and selection for training, including apprenticeship.

16.2 The provisions of subsection 16.1 above shall be included in all solicitations or advertisements placed by or on behalf of CONTRACTOR for personnel to perform any services under this Contract. CITY shall have access to all documents, data and records of CONTRACTOR and its subcontractors for purposes of determining compliance with the equal employment opportunity and non-discrimination provisions of this Section, and all applicable provisions of Executive Order No. 11246 which is incorporated herein by this reference. A copy of Executive Order No. 11246 is available for inspection at, and on file with, the Palmdale City Clerk’s Office.

17 FINANCIAL INTEREST CERTIFICATION

17.1 CONTRACTOR warrants that no person has been employed or retained to solicit or secure this Contract upon an agreement or understanding for a commission, percentage, brokerage or contingent fee; and that no officer or employee of the CITY has any interest, financially or otherwise, in CONTRACTOR’s firm.

17.2 For breach or violation of this warranty, CITY shall have the right to annul this Contract without liability or at its discretion to deduct from the Contract Price or consideration, the full amount of such commission, percentage, brokerage or contingent fee.

18 CONFLICT OF INTEREST

18.1 CONTRACTOR stipulates that its officers and employees do not now have a conflict of interest and it further agrees for itself, its officers and its employees that it will not contract for or accept employment for the performance of any work or services with any individual business, corporation or government unit that would create a conflict of interest in the performance of its obligations pursuant to this Contract or which would cause CONTRACTOR to be “financial interested” (as provided in California Government Code Section 1090 et seq. or 87100 et seq.) in any contract or decision made by CITY on any matter.

18.2 CONTRACTOR shall not employ any City official or employee to perform any work required pursuant to this Contract.

18.3 To the extent required by the City Manager or his designee, CONTRACTOR shall complete and file with the City Clerk a Form 700 Statement of Economic Interests disclosing any reportable property interests, income, gifts, investments, or business positions.

19 COMPLIANCE WITH LAW

19.1 CONTRACTOR shall comply with all state and federal laws, including but not limited to, the requirement to hire only those persons authorized by federal law to work in the United States. If CONTRACTOR uses any subcontractors to complete this Contract, this same requirement shall be included in all subcontracts and strictly enforced by CONTRACTOR.

19.2 The law of the state of California shall govern this Contract. The venue of any legal action, either formal or informal, shall be the County of Los Angeles.

19.3 If applicable, CONTRACTOR acknowledges and understands it must comply with the prevailing wage requirements as set forth in Exhibit “A” attached hereto and incorporated herein by reference, as well as the execution of a Worker’s Compensation Certificate attached hereto as Exhibit “B” and incorporated herein by reference.

20 NOTICES

Any notice required under this Contract shall be in writing, addressed to the appropriate party at its address on the signature page and given personally or by registered or certified mail postage prepaid, or by a commercial courier service. All notices shall be effective upon the date of receipt.

21 ENTIRE AGREEMENT AND AMENDMENTS

21.1 This Contract is the complete Agreement between the parties and supersedes all prior proposals, agreements, and understandings between the parties and may not be modified or terminated orally.

21.2 No attempted waiver of any of the provisions hereof, nor any modification in the nature, extent or duration of the work to be performed by CONTRACTOR hereunder, shall be binding unless in writing and signed by the party against whom the same is sought to be enforced.

21.3 The failure of any party to enforce against another party any provision of this Contract shall not constitute a waiver of that party's right to enforce such a provision at a later time, and shall not serve to vary the terms of this Contract.

22 ATTORNEY'S FEES

If any action at law or in equity is brought to enforce or interpret any provisions of this Contract, the prevailing party in such action shall be entitled to reasonable attorney's fees, costs and necessary disbursements, in addition to such other relief as may be sought and awarded.

In Witness Whereof, the parties hereto have caused this Contract to be executed and attested by their respective officers thereunto duly authorized.

CITY OF PALMDALE:

Salvador Mendez
City Manager Pro Tem

KS

Signed: 4/22/2025

ADDRESS FOR NOTICE:
CITY OF PALMDALE
827 East Avenue Q-9
Palmdale, CA 93550

HENISEY ELECTRIC:

Signed: 4/22/2025

Kyle Henisey
Owner

ADDRESS FOR NOTICE:
HENISEY ELECTRIC
18333 West Avenue B8 Lancaster, Ca 93536
(805) 368-7863

APPROVE AS TO FORM:

Alexandra Halfman
Acting City Attorney

ATTEST:

Roxanne Faber
City Clerk

---------- INTERNAL USE ONLY ----------

■Certificate(s) and Endorsement(s) attached
■Confirmed business name on contract with certificate(s)
■Attached Agreement Checklist and met all requirements

Record of Signing

For
Name
Title

Signed on 2025-04-22 20:13:32 GMT

Secured by Concord™
DocumentID: 02ziAGeulOkGOeappIXzqD
SigningID: 02ziAGeuZJJmgqK5F4dHYh
Signing date: 4/22/2025
IP Address: 206.171.111.149
Email: ksmith@cityofpalmdale.org

For
Name
Title

Signed on 2025-04-22 20:34:02 GMT

Secured by Concord™
DocumentID: 02ziAGeulOkGOeappIXzqD
SigningID: 02ziAls1olTnePO3La7ztD
Signing date: 4/22/2025
IP Address: 199.182.227.127
Email: powerhousekyle@gmail.com

concord™
Where agreements happen.

Signed with https://www.concord.app/

City Council Staff Report

DATE: **MAY 6, 2025**

TO: **HONORABLE MAYOR AND CITY COUNCIL**

FROM: **PUBLIC WORKS DEPARTMENT**
CAPITAL IMPROVEMENT PROGRAM DIVISION

DISTRICT: **ALL**

SUBJECT: **APPROVE THE SECOND AMENDMENT TO AGREEMENT WITH APPLIED RESEARCH ASSOCIATES, INC., FOR PROFESSIONAL SERVICES FOR PN 711, PAVEMENT MANAGEMENT PROGRAM, INCREASING THE ONGOING AGREEMENT BY $150,000 FOR A TOTAL NOT TO EXCEED AND NOT GUARANTEED AMOUNT OF $650,000**

RECOMMENDATION

Staff recommend that the City Council:

1. Approve the Second Amendment to Agreement No. A-7687 with Applied Research Associates, Inc. (ARA) for professional services for PN 711, Pavement Management Program, increasing the ongoing Agreement by $150,000 for a total not to exceed and not guaranteed amount of $650,000; and,

2. Authorize the City Manager Pro Tem or his designee to execute the Second Amendment to Agreement No. A-7687 with ARA, including minimal and/or non-substantial changes.

BACKGROUND

The City administers professional services (“ongoing”) agreements with qualified consultants who specialize in various professional disciplines, including pavement management. These consultants perform specialized services on an as-needed basis for most City capital projects and special studies.

On December 1, 2021, the City Council approved a professional services agreement (Agreement No. A-7687) with ARA for up to $500,000 to support the City’s Pavement Management Program. Under this ongoing agreement, ARA completed five project authorizations, including a full survey of City streets with pavement condition ratings, analysis of street segments for rehabilitation, a citywide assessment of sidewalks and

related infrastructure, creation of pavement maintenance zones, assistance with the City's transition to the Lucity asset management system, and staff training on pavement rehabilitation methods. The agreement has since been amended to extend its term through December 1, 2026.

DISCUSSION

ARA has provided essential services to the City under Agreement No. A-7687, including the most recent pavement condition survey completed on June 30, 2022. This survey assessed the condition of all City streets using Pavement Condition Indices (PCI), which rate streets on a scale from 0 (failed) to 100 (new) and help prioritize resurfacing projects and plan future improvements.

A new PCI survey is required in Fiscal Year 2025 to ensure up-to-date and consistent data. Staff recommend that ARA conduct the next survey to ensure accuracy and comparability with previous results. ARA has submitted a proposal for $149,580 to update the City's Pavement Management System, including a new PCI survey, budget analysis, and development of a 5-year and 10-year street improvement plan.

This update is also necessary for the City to maintain Metro certification, which is required to remain eligible for Proposition C Local Return funding.

FISCAL IMPACT

$150,000; This project is funded using Proposition C funds and has sufficient funds budgeted for FY 2024-25.

STRATEGIC PLAN

Goal II: Ensure long-term fiscal health of the City and maintain funding for services

A. Plan and maintain safe and attractive neighborhoods, streets, facilities, and public spaces with exciting programming that promotes active fun for everyone.

Goal III: Invest in infrastructure to improve community livability.

C. Plan and maintain safe and attractive neighborhoods, streets, facilities, and public spaces with exciting programming that promotes active fun for everyone.

Prepared by:	Leonardo Torres, P.E. Director of Public Works
Certified as to availability of Funds:	Janelle Samson, Director of Operations
Approved by:	Salvador Mendez, City Manager Pro Tem
Approved as to form:	Alexandra Halfman, Acting City Attorney

ATTACHMENTS

Agrmt No. A-7687 Second Amendment with ARA, Inc.
Agrmt No. A-7687 First Amendment with ARA, Inc.
Agrmt No. A-7687 Original Agreement with ARA, Inc.

SECOND AMENDMENT TO AGREEMENT A- 7687
BETWEEN THE CITY OF PALMDALE AND APPLIED RESEARCH ASSOCIATES, INC

This 2ND Amendment to Agreement No. A-7687 ("Agreement") is made and entered into by and between the City of Palmdale (hereinafter called "CITY") and APPLIED RESEARCH ASSOCIATES, INC (hereinafter called "CONSULTANT"). This Contract shall become effective on the date of the last signatory.

WHEREAS, on December 1, 2021 ("Original Agreement") the CITY and CONSULTANT entered into an agreement to provide:

Professional services including pavement management services for any work or project determined by CITY to be appropriate for this Ongoing Contract.

WHEREAS, on January 1, 2025 ("First Amendment") the CITY and CONSULTANT amended the Original Agreement to:

Extend the contract term and delivery an additional two (2) years, establishing a new contract expiration date of December 1, 2026.

WHEREAS, the parties desire to amend the Original Agreement to:

Increase the maximum amount of the Ongoing Contract by $150,000 to a not to exceed and not guaranteed amount of $650,000, to allow for additional authorization agreements for professional services by CONSULTANT related to pavement management.

NOW THEREFORE, the parties agree as follows:

1. The first paragraph of Article 1 Description of Work, Section 1.1, shall be amended to read as follows:

This is an indefinite quantity and indefinite delivery Ongoing Contract to provide professional services including pavement management services, including but not limited to updating the City's pavement management program (PMP), collection and analyssis of pavement condition data with strict quality control, locating and rating of pavement distresses, generation of maintenance scenarious and recommendations, updating the City's 'Lucity' asset management database and pavement management module, preparation of 5-year and 10-year maintenance and repair plans for all roadway networks, and other related pavement and asset management services, to the City of Palmdale. For any work or project determined by CITY to be appropriate for this on going contract, CITY will issue a request for a proposal to CONSULTANT, and upon agreement, the parties will execute an Authorization Agreement specifying the scope of work, cost, staffing, subcontractors, deliverables, type of pricing (fixed price of time & materials) and completion schedule for that project. Although CITY anticipates that CONSULTANT will be issued a substantial amount of work, the total cost of work issued to the CONSULTANT by CITY will not exceed six hundred fifty thousand dollars ($650,000) for the entire term of the Contract. CONSULTANT is not guaranteed any minimum amount of work or any jobs at all. CITY reserves the right

and will issue Authorization Agreements based on ability of the CONSULTANT to meet CITY's work schedule and the availability of expertise in relation to each project.

All other terms and conditions of the Original Agreement not amended herein, remain in full force and effect.

In Witness Whereof, the parties hereto have caused this Contract to be executed and attested by their respective officers thereunto duly authorized.

CITY OF PALMDALE:

SIGNATURE AREA

Salvador Mendez
City Manager Pro Tem

SIGNATURE AREA

ADDRESS FOR NOTICE:
CITY OF PALMDALE
38300 Sierra Hwy
Palmdale, CA 93550

APPROVE AS TO FORM:

SIGNATURE AREA

Alexandra Halfman
Acting City Attorney

ATTEST:

SIGNATURE AREA

Roxanne Faber
City Clerk

APPLIED RESEARCH ASSOCIATES, INC:

SIGNATURE AREA

Rachel Cavallaro
Contracts Manager

ADDRESS FOR NOTICE:
APPLIED RESEARCH ASSOCIATES, INC
165 South Chestnut St
Ventura, CA 93036

---------- INTERNAL USE ONLY ----------

■Certificate(s) and Endorsement(s) attached
■Confirmed business name on contract with certificate(s)
■Original contract and previous amendment(s) (if any) are attached
■Attached Agreement Checklist and met all requirements

FIRST AMENDMENT TO AGREEMENT A- 7687
BETWEEN THE CITY OF PALMDALE AND APPLIED RESEARCH ASSOCIATES, INC. (ARA)

This FIRST Amendment to Agreement No. A-7687 (“Agreement”) is made and entered into by and between the City of Palmdale (hereinafter called “CITY”) and APPLIED RESEARCH ASSOCIATES, INC. (ARA) (hereinafter called " CONSULTANT"). This Contract shall become effective on the date of the last signatory.

WHEREAS, on December 1, 2021 ("Original Agreement") the CITY and CONSULTANT entered into an agreement to provide:

Professional services including pavement management services for any work or project determined by CITY to be appropriate for this Ongoing Contract.

WHEREAS, the parties desire to amend the Original Agreement to:

Section 5 - Contract Term and Delivery

The CITY is exercising its Final option to extend on-call Agreement No. A-7687 for an additional two (2) years term.

NOW THEREFORE, the parties agree as follows:

Agreement No. A-7687 will expire on December 1, 2026.

All other terms and conditions of the Original Agreement not amended herein, remain in full force and effect.

In Witness Whereof, the parties hereto have caused this Contract to be executed and attested by their respective officers thereunto duly authorized.

CITY OF PALMDALE:

Ronda Perez

Signed: 1/27/2025

Ronda Perez
City Manager

Lee Torres

Signed: 1/24/2025

ADDRESS FOR NOTICE:
CITY OF PALMDALE
38250 Sierra Highway
Palmdale, CA 93550

APPROVE AS TO FORM:

William Patrick Curley III

Signed: 1/27/2025

William P. Curley, III
City Attorney

ATTEST:

Roxanne Faber

Signed: 1/28/2025

Roxanne Faber
City Clerk

APPLIED RESEARCH ASSOCIATES, INC. (ARA):

Signed: 1/27/2025

Rachel Cavallaro
Contracts Manager

ADDRESS FOR NOTICE:
APPLIED RESEARCH ASSOCIATES, INC. (ARA)
4300 San Mateo Blvd. NE Suite A-220
Albuquerque, NM 87110

---------- INTERNAL USE ONLY ----------

- Certificate(s) and Endorsement(s) attached
- Confirmed business name on contract with certificate(s)
- Original contract and previous amendment(s) (if any) are attached
- Attached Agreement Checklist and met all requirements

Record of Signing

For
Name
Title

Lee Torres

Signed on 2025-01-24 20:41:01 GMT

Secured by Concord™
DocumentID: 02yu16hpxMmvu4dAZsKDWi
SigningID: 02yu16hprK4gzcsFdr4uUD
Signing date: 1/24/2025
IP Address: 162.235.41.129
Email: ltorres@cityofpalmdaleca.gov

For
Name
Title

Signed on 2025-01-27 20:18:49 GMT

Secured by Concord™
DocumentID: 02yu16hpxMmvu4dAZsKDWi
SigningID: 02yviZzXoGn3jTEcvbh0Re
Signing date: 1/27/2025
IP Address: 199.247.42.76
Email: rcavallaro@ara.com

For
Name
Title

William Patrick Curley III

Signed on 2025-01-27 23:03:14 GMT

Secured by Concord™
DocumentID: 02yu16hpxMmvu4dAZsKDWi
SigningID: 02yvmc9ksq5MLLVf2DV41b
Signing date: 1/27/2025
IP Address: 107.131.11.226
Email: wcurley@harperburns.com

For
Name
Title

Ronda Perez

Signed on 2025-01-27 23:29:16 GMT

Secured by Concord™
DocumentID: 02yu16hpxMmvu4dAZsKDWi
SigningID: 02yvnFlV6vYg6h0lZSk1hA
Signing date: 1/27/2025
IP Address: 206.171.111.149
Email: rperez@cityofpalmdale.org

For
Name
Title

Roxanne Faber

Signed on 2025-01-28 16:51:46 GMT

Secured by Concord™
DocumentID: 02yu16hpxMmvu4dAZsKDWi
SigningID: 02ywCpyoPFejaG8ce3u1S1
Signing date: 1/28/2025
IP Address: 206.171.111.149
Email: rfaber@cityofpalmdale.org

concord™
Where agreements happen.

Signed with www.concordnow.com

AGREEMENT NO. A-7687
ONGOING CONTRACT FOR CONSULTANT SERVICES
BETWEEN THE CITY OF PALMDALE AND Applied Research Associates (ARA)

THIS CONTRACT FOR CONSULTANT SERVICES ("Contract" herein) is made and entered into this 1st day of December, 2021, by and between the City of Palmdale, a municipal corporation (hereinafter referred to as "CITY"), and Applied Research Associates (ARA), (hereinafter called "CONSULTANT").

RECITALS

WHEREAS, CONSULTANT represents that CONSULTANT has the expertise and is qualified to perform the professional services described in this Contract.

NOW THEREFORE, CITY and CONSULTANT, in consideration of the mutual covenants hereinafter set forth, agree as follows:

1 DESCRIPTION OF WORK

1.1 This is an indefinite quantity and indefinite delivery Ongoing Contract to provide professional services including pavement management services, including but not limited to updating the City's pavement management program (PMP), collection and analysis of pavement condition data with strict quality control, locating and rating of pavement distresses, generation of maintenance scenarios and recommendations, updating the City's MicroPaver database, preparation of 5-year and 10-year maintenance and repair plans for all roadway networks, and other related pavement management services, to the City of Palmdale. For any work or project determined by CITY to be appropriate for this Ongoing Contract, CITY will issue a request for a proposal to CONSULTANT, and upon agreement, the parties will execute an Authorization Agreement specifying the scope of work, cost, staffing, subcontractors, deliverables, type of pricing (fixed priced or time & materials) and completion schedule for that project. **Although CITY anticipates that CONSULTANT will be issued a substantial amount of work, the total cost of work issued to the CONSULTANT by the City of Palmdale will not exceed five hundred thousand Dollars ($500,000) for the entire term of the Contract. CONSULTANT is not guaranteed any minimum amount of work or any jobs at all. <u>CITY reserves the right and will issue Authorization Agreements based on ability of the contractor to meet CITY's work schedule and the availability of expertise in relation to each project.</u>**

1.2 CONSULTANT shall have no claim for compensation for any services or work, which has not been authorized by CITY's Authorization to Proceed.

1.3 Project deliverables shall be reviewed and approved by CITY to determine acceptable completion.

1.4 CONSULTANT shall not accept any change of scope, or change in contract provisions, to this Ongoing Contract nor to any Authorization Agreement, unless issued in writing, as a contract change order or amendment and signed by CITY. Any extensions of time must be mutually agreed upon in writing and executed by both parties.

1.5 CITY shall provide to CONSULTANT, without charge, all data, program information, including reports, records, maps and other information, now in CITY's possession, which may facilitate the timely performance of the work.

2 CITY PROJECT MANAGER

To provide the professional services required by this Contract, CONSULTANT shall act under the authority and approval of the Director of Public Works/designee. For each project a City project manager will be appointed who shall oversee the Authorization Agreement, assist the CONSULTANT with any necessary information, audit billings, and approve payments. The CONSULTANT shall channel reports and special requests through the City project manager.

3 CONSULTANT'S KEY PERSONNEL

3.1 CITY reserves the right to review and approve CONSULTANT'S staff including all subcontractors and sub consultants to be assigned to any project by CONSULTANT during the term of this Contract.

3.2 All services required under this Contract shall be performed by CONSULTANT, or under CONSULTANT's direct supervision, and all personnel shall possess the qualifications, permits and licenses required by State and local law to perform such services.

3.3 CONSULTANT shall be solely responsible for the satisfactory work performance of all personnel engaged in performing services required by this Contract, and compliance with all reasonable performance standards established by CITY.

3.4 CONSULTANT shall be responsible for payment of all CONSULTANT's employees' and sub consultant's wages and benefits, and shall comply with all requirements pertaining to the employer's liability, workers' compensation, unemployment insurance, and Social Security.

3.5 CONSULTANT shall indemnify and hold harmless CITY, and its respective officers, agents and employees from and against all claims, demands, damages or costs arising from CONSULTANT's acts or omissions with respect to any liability, damages, claims, costs and expenses of any nature arising from alleged violations of personnel practices.

4 FEE SCHEDULE

4.1 CITY shall pay CONSULTANT for each project an amount not to exceed that amount specified in each Authorization Agreement based on the following rates:

Labor Pricing

Title	Hourly Rate
Aide	$52.50
Administrative Assistant	$68.25
Senior Administrator	$120.75
Staff Mar-Com Specialist	$101.85
Senior Mar-Com Specialist	$127.05
Principal Mar-Com Specialist	$175.35
Editor	$123.90
Junior Technician	$50.40
Staff Technician 1	$63.00

Staff Technician 2.....$71.40
Senior Technician 1.....$84.00
Senior Technician 2.....$105.00
Lead Technician.....$136.50
Staff Engineer 1.....$102.90
Staff Engineer 2.....$123.90
Senior Engineer 1.....$147.00
Senior Engineer 2.....$175.35
Principal Engineer 1.....$225.75
Principal Engineer 2.....$288.75
Junior Software Engineer.....$100.80
Staff Programmer.....$120.75
Senior Programmer.....$176.40
Principal Programmer.....$213.15
SME.....$226.80
Principal SME.....$299.25
Engineering Director.....$309.75

Other Direct Costs
Travel Expenses
Reimbursable expenses by Consultant for meals, incidentals, motels, airfare, mileage, car rental, parking, and other travel-related costs. Consultant will attempt to keep expenses below US Government limits for travel and per diem but this is not guaranteed and will be reviewed on a case by case basis.

Equipment and Specialty Software
Consultant owns and operates a comprehensive fleet of pavement testing equipment. The schedule of prices for selected items is provided below. These rates do not include engineering time, operator time, travel, or per diem costs during mobilization or field testing.

Equipment Item Commercial Rate
Falling Weight Deflectometer.....$1,580.00 per day
Heavy Weight Deflectometer.....$1,580.00 per day
Pavement Friction Tester.....$2,100.00 per day
Runway Friction Tester.....$2,500.00 per day
Pavement Core Truck.....$660.00 per day
Pavement Marking Retroreflectometer.....$660.00 per day
Pavement Survey Vehicle with LCMS
(daily use including mobilization).....$1,910.00 per day
Pavement Survey Vehicle with LCMS
(10,000+ mile effort).....$55.00 per mile
Pavement Survey Vehicle with LCMS
(500 to 10,000 mile effort).....$60.00 per mile
Pavement Survey Vehicle with LCMS
(up to 500 mile effort).....$65.00 per mile
Pavement Survey Vehicle.....$1,320.00 per day
High Speed Profiler.....$1,320.00 per day
Ground Penetrating Radar
(air/ground couple single antenna).....$660.00 per day

Ground Penetrating Radar
(3D radar 6-foot wide).....$3,280.00 per day
Pavement Sound
(onboard sound sensitivity).....$1,580.00 per day
MIT Scan.....$660.00 per day
Rolling Inclinometer.....$660.00 per day
LCMS Analysis Workstation.....$10.50 per hour
Geolocation and Survey Workstation.....$270.00 per day
PaVision Hardware Usage.....$1,970.00 per day
PaVision Data Processing.....$53.00 per mile
Pavement Testing Work Vehicle.....$1.40 per mile
Company Vehicle (@ GSA mileage rate).....$0.56 per mile
Computer (standard use).....$4.00 per hour
Computer (development & analysis surcharge).....$3.30 per hour
Computer (marketing & communications standard).....$6.60 per hour
Computer (marketing & communications graphics).....$10.90 per hour
Video Production Studio / Laboratory.....$29.60 per hour

All other direct job expenses will be charged at the direct cost.

Purchases and subcontracts
Charges for purchases, subconsultants, and subcontractors will be at the invoice amount plus 15 percent markup.

The Fee Schedule may, by mutual agreement of the parties, be annually amended to reflect changes in CONSULTANT's rates, on January 1st of each year, but in no event shall the Fee Schedule be amended within the first year of this Contract. CONSULTANT must notify City in writing ninety - (90) days in advance of any requested amendment and such amendment shall not take effect until CONSULTANT has received written consent from CITY. CONSULTANT shall perform no work in excess of the total contract price without prior written amendment to this Contract, executed by both parties. Total contract price includes expenses related to travel to and from the City to meet with City and to appear before the City Council or any other board or commission of the City.

4.2 An application for payment form must be submitted to CITY which shall include the following: a clear, detailed invoice reflecting hours being billed for, a summary sheet showing percentage of work completed to date, amount/percent billed to date and current status of all tasks within a project; any/all backup documentation supporting the above items. Work schedule updates must also be included with the payment requests.

4.3 CONSULTANT shall maintain adequate records and shall permit inspection and audit by CITY of CONSULTANT's charges under this Contract and any Authorization Agreements. CONSULTANT shall make such records available to CITY during normal business hours upon reasonable notice. Nothing herein shall convert such records into public records, and they will be available only to CITY and any specified public agencies. Such records shall be maintained by CONSULTANT for one (1) year following completion of the work under this Contract unless a longer

period of time is required by state or federal law, in which event CONSULTANT shall retain its records for the time required by such laws.

5 CONTRACT TERM AND DELIVERY

5.1 The term of Contract is three (3) years, commencing on the date the Contract is executed by the last party to sign, with a maximum total term of five (5) years.

5.2 Within ten (10) days of the date CITY issues a request for a Proposal for a Authorization Agreement, CONSULTANT shall submit to CITY a schedule indicating the times for starting and completing the various stages of the work, including any Milestones specified in the Authorization Agreement and as more fully described therein. The schedule shall be satisfactory in form and substance to CITY.

5.3 Upon acceptance of these schedules by CITY, they shall be incorporated into the Authorization Agreement.

5.4 Time is of the essence. All of the time limits for Milestones, if any, and completion of the work as stated in the Authorization Agreement, are of the essence of both the Authorization Agreement and this Ongoing Contract.

5.5 Failure of CONSULTANT to perform any covenant or condition contained herein and in the Authorization Agreement within the time periods specified therein, shall constitute a material breach of both the Authorization Agreement and this Ongoing Contract, entitling CITY to terminate either or both the Authorization Agreement and this Ongoing Contract, unless CONSULTANT applies for and receives an extension of time in accordance with the procedures set forth herein.

5.6 Extension of Time for Completion of Work.
If, at any time, the work is delayed due to a suspension order by CITY, or due to any other cause which, in the reasonable opinion of CITY, is unforeseeable and beyond the control and not attributable to the fault or negligence of CONSULTANT, then CONSULTANT shall be entitled to an extension of time equal to said delay, subject to CITY's right to terminate this Contract as provided herein.

5.6.1 CONSULTANT shall submit to CITY a written request for an extension of time within ten (10) days after the discovery of such delay, and failure to do so shall constitute a waiver thereof. CITY shall, in its sole discretion, determine whether and to what extent any extensions of time shall be permitted.

5.6.2 No extension of time requested or granted hereunder shall entitle CONSULTANT to additional compensation unless, as a consequence of such extension, additional work must be performed. In such event, CITY shall, in good faith, consider any request for additional compensation submitted by CONSULTANT.

6 TAXES

6.1 CONSULTANT shall pay all sales, consumer, use, and other similar taxes required to be paid by CONSULTANT in accordance with state and local laws.

6.2 CONSULTANT is an independent contractor and shall have no power or authority to incur any debt, obligation or liability on behalf of CITY. No person employed by CONSULTANT or acting on its behalf, in connection with this Contract shall be considered the Agent or employee of CITY.

6.3 CONSULTANT shall be required to obtain a current City of Palmdale business license, as required by the Palmdale Municipal Code, before the first Authorization Agreement is issued.

7 PATENT FEES AND ROYALTIES

CONSULTANT shall pay all license fees and royalties and assume all costs incident to the use, in the performance of the work or the incorporation in the work of any invention, design, process, product or device which is the subject of patent rights or copyrights held by others. If a particular invention, design, process, product or device is specified in the contract documents for use in the performance of the work and if, to the actual knowledge of CITY, its use is subject to patent rights or copyrights calling for the payment of any license fee or royalty to others, the existence of such rights shall be disclosed by CITY in the contract documents. CONSULTANT shall indemnify and hold harmless CITY and anyone directly or indirectly employed by CITY from and against all claims, damages, losses and expenses (including attorneys' fees) arising out of any infringement of patent rights or copyrights incident to the use in the performance of the work, or resulting from the incorporation in the work of any invention, design, process, product or device not specified in the contract documents, and shall defend all such claims in connection with any alleged infringement of such rights; provided that the infringement is not the result of the CITY combining intellectual property provided by ENGINEER with other systems or documents owned by a third party.

8 STANDARDS OF PERFORMANCE

CONSULTANT shall be responsible for the completeness and accuracy of its services and work and documents resulting there from, and CITY shall not be responsible for discovering deficiencies therein. CONSULTANT shall correct any such deficiencies or errors without additional compensation and without cost to CITY, except to the extent any such deficiency is directly attributable to deficiencies in CITY-furnished information.

9 INDEMNIFICATION

Consultant agrees to indemnify, defend and hold harmless CITY, its officers, agents and employees, from and against all claims, losses, obligations, or liability which arise out of, or are in any way related to, the CONSULTANT's acts, errors or omissions, or those of its employees or agents under Agreement.

10 INSURANCE

10.1 CONSULTANT, at its expense, shall maintain in effect at all times during the performance of work under this Contract not less than the following coverage and limits of insurance, which shall be maintained with insurers listed "A" or better in the Best's Insurance Guide and authorized to do business in the State of California. **Proof of Insurance, as identified in Section 10.8, must be reviewed and accepted by the City Attorney**.

10.1.1 Workers' Compensation and Employer's Liability

-Workers' Compensation -- coverage as required by the State of California

-Employer's Liability -- $1,000,000.00 each accident

-- $1,000,000.00 policy limit bodily injury

-- $1,000,000.00 each employee bodily injury by disease

10.1.2 Professional Liability Insurance*
-$1,000,000 with no deductible, or;
-Comparable alternative as determined by the City Attorney; and
-Policy form on a claims-made basis

10.1.3 Commercial General Liability
-$1,000,000.00 limit on per occurrence basis
-$2,000,000.00 general aggregate limit

10.1.4 Commercial Automobile Liability
-$1,000,000.00 combined single limit including owned, non-owned and hired automobile coverage

10.2 All of CONSULTANT's policies shall contain an endorsement providing that written notice shall be given to CITY at least thirty - (30) calendar days prior to termination, cancellation or reduction of coverage in the policy.

10.3 Policies providing for bodily injury and property damage coverage shall contain the following:

A. An endorsement extending coverage to the City as an additional insured, as respects liability arising out of the performance of any work under the Contract. Such insurance shall be primary insurance, as respects the interest of the City, and any other insurance maintained by the City shall be considered excess coverage and not contributing insurance with the insurance required hereunder. The Certificate and endorsements shall state that: "The City of Palmdale, Successor Agency to the Community Redevelopment Agency of the City of Palmdale, Palmdale Civic Authority, Housing Authority, Industrial Development Authority, Airport Authority, their officers, agents, employees and volunteers are named as additional insured".

B. "Severability of Interest" clause.

10.4 Promptly on execution of this Contract, and prior to commencement of any work, CONSULTANT shall deliver to CITY certificates of insurance and endorsements to all required policies demonstrating that CONSULTANT has the required coverage and showing the required named insureds. Within five (5) days of written request from the CITY, CONSULTANT shall deliver to CITY full and complete copies of all insurance policies required by this Contract.

10.5 The requirements as to the types and limits of insurance to be maintained by CONSULTANT are not intended to and shall not in any manner limit or qualify CONSULTANT's liabilities and obligations under this Contract.

10.6 Any policy or policies of insurance that CONSULTANT elects to carry as insurance against loss or damage to its equipment and tools or other personal property used in the performance of this Contract shall include a provision waiving the insurer's right of subrogation against CITY.

10.7 All insurance coverages must be maintained throughout the duration of this Contract.

10.8 Acceptable Proof of Insurance:

10.8.1 ACORD Certificate of Insurance listing all coverages, limits, deductibles and insureds; and endorsements for all applicable coverages if agent has authority to

issue it; Additional insured Form CG20100704 and CG20370704 or equivalent must be provided for general liability coverage. Additional insured form CA0001 must be provided for automobile liability coverage.

10.8.2 Agents must confirm that policy endorsements have been ordered from the respective insurance companies. Upon issuance, policy endorsements listing all insurers must be submitted to the City Attorney.

10.8.3 *When coverage is provided on a "claims made basis", CONSULTANT will continue to renew the insurance for a period of five (5) years after this Agreement expires or is terminated. Such insurance will have the same coverage and limits as the policy that was in effect during the term of this Agreement, and will cover CONSULTANT for all claims made by CITY arising out of any acts or omissions of CONSULTANT , or its officers, employees or agents during the time this Agreement was in effect.

10.9 Notwithstanding any other provision of this Contract, CITY may immediately terminate this Contract if, at any time CONSULTANT fails to maintain the required insurance for any period of time or fails to comply with any of the insurance requirements listed above.

11 TERMINATION WITHOUT CAUSE

CITY reserves the right to terminate this Contract, any Authorization Agreement or any part thereof for its sole convenience with fifteen (15) days written notice. In the event of such termination, CONSULTANT shall immediately stop all work hereunder, and shall immediately cause any of its suppliers and sub consultants to cease such work. CONSULTANT shall also surrender to CITY all finished or unfinished documents or programs and other materials, which shall be City's property. As compensation in full for services performed to the date of such termination, the CONSULTANT shall receive an amount equal to the value of the work completed as of the termination date in accordance with the fee schedule or as negotiated between the parties. In no event shall the amount payable upon termination exceed the total maximum compensation provided for in the Authorization Agreement or this Contract.

12 TERMINATION FOR CAUSE

If CITY determines that CONSULTANT has failed to supply an adequate working force, or to provide services of proper quality, or has failed in any other respect to satisfactorily perform the services specified in this Contract or in any Authorization Agreement, CITY shall give written notice to CONSULTANT specifying all defaults to be remedied within thirty - (30) days. Such notice shall set forth the basis for CITY's dissatisfaction and suggest corrective measures. If, after thirty days, CONSULTANT has failed to implement the corrective measures, CITY may elect to terminate this Contract or any Authorization Agreement, in whole or in part.

12.1 In the event CITY terminates this Contract or any Authorization Agreement, in whole or in part for cause, CITY may procure, upon such terms and in such manner, as it may deem appropriate, services similar to those terminated.

12.2 CONSULTANT shall provide all finished or unfinished documents, data, studies, software, drawings, maps, photographs, reports, etc., prepared by CONSULTANT within fifteen (15) working days after notice of termination. Upon

such termination, CONSULTANT shall be paid an amount equal to the value of the services provided and work performed as of the date of termination, taking into consideration the costs associated with hiring another consultant to complete the services. In ascertaining the value of the work performed up to the date of termination, consideration shall be given to both completed work and work in progress, to complete and incomplete documents when such are delivered to CITY, and to authorized reimbursement expenses. The above is in addition to any other remedies available by law or equity to CITY.

12.3 If, after notice of termination of the Contract under the provisions of this Section 12, it is determined, for any reason, that CONSULTANT was not in default, or that the default was excusable, then the rights and obligations of the parties shall be the same as if the notice of termination had been issued pursuant to Section 11.

13 DISPUTE RESOLUTION

All claims, disputes and other matters in question between CITY and CONSULTANT arising out of, or relating to this Contract or any Authorization Agreement, or the breach thereof shall, to the extent reasonably feasible, be resolved through good faith negotiations between the parties.

14 OWNERSHIP OF DOCUMENTS

All documents, including, but not limited to, research, field notes, investigations, analysis and studies which are prepared in the performance of this Contract are to be, and remain the property of CITY. CONSULTANT shall furnish CITY, upon its request, originals or reproducible or electronic copies of reports, studies and of all other documents listed above.

15 SUBCONTRACTING, DELEGATION AND ASSIGNMENT

15.1 CONSULTANT shall not delegate, subcontract or assign its duties or rights hereunder, either in whole or in part, without the prior written consent of CITY; provided, however, that claims for money due or to become due to CONSULTANT from CITY under this Contract may be assigned to a bank, trust company or other financial institution without such approval. Any proposed delegation, assignment or subcontract shall provide a description of the services covered, identification of the proposed assignee, delegee or subcontractor, and an explanation of why and how the same was selected, including the degree of competition involved. Any proposed agreement with an assignee, delegee or subcontractor shall include the following:

A. The amount involved, together with CONSULTANT's analysis of such cost or price; and

B. A provision requiring that any subsequent modification or amendment shall be subject to the prior written consent of CITY.

C. The requirement to hire only those persons authorized by federal law to work in the United States.

15.2 Any assignment, delegation or subcontract shall be made in the name of CONSULTANT and shall not bind or purport to bind CITY and shall not release CONSULTANT from any obligations under this Contract including, but not limited to, the duty to properly supervise and coordinate the work of employees, assignees, delegees and subcontractors. No such assignment, delegation or subcontract shall

result in any increase in the amount of total compensation payable to CONSULTANT under this Contract.

16 NON-DISCRIMINATION AND EQUAL EMPLOYMENT OPPORTUNITY

16.1 In performance of this Contract, CONSULTANT shall not discriminate against any employee, subcontractor or applicant for employment because of sex, color, race, religion, ancestry, national origin, disability, medical condition, marital status, sexual orientation or age. CONSULTANT will take affirmative action to ensure that applicants are employed, and that employees are treated during employment, without regard to their sex, color, race, religion, ancestry, national origin, disability, medical condition, marital status, sexual orientation or age. Affirmative action relating to employment shall include, but not be limited to the following: employment, upgrading, demotion or transfer; recruitment; layoff or termination; rates of pay or other forms of compensation; and selection for training, including apprenticeship.

16.2 The provisions of subsection 16.1 above shall be included in all solicitations or advertisements placed by or on behalf of CONSULTANT for personnel to perform any services under this Contract. CITY shall have access to all documents, data and records of CONSULTANT and its subcontractors for purposes of determining compliance with the equal employment opportunity and non-discrimination provisions of this Section, and all applicable provisions of Executive Order No. 11246 which is incorporated herein by this reference. A copy of Executive Order No. 11246 is available for inspection at, and on file with, the Palmdale City Clerk's Office.

17 FINANCIAL INTEREST CERTIFICATION

17.1 CONSULTANT warrants that no person has been employed or retained to solicit or secure this Contract upon an agreement or understanding for a commission, percentage, brokerage or contingent fee; and that no officer or employee of the CITY has any interest, financially or otherwise, in CONSULTANT's firm.

17.2 For breach or violation of this warranty, CITY shall have the right to annul this Contract without liability or at its discretion to deduct from the Contract Price or consideration, the full amount of such commission, percentage, brokerage or contingent fee.

18 CONFLICT OF INTEREST

18.1 CONSULTANT stipulates that its officers and employees do not now have a conflict of interest and it further agrees for itself, its officers and its employees that it will not contract for or accept employment for the performance of any work or services with any individual business, corporation or government unit that would create a conflict of interest in the performance of its obligations pursuant to this Contract or which would cause CONSULTANT to be "financial interested" (as provided in California Government Code Section 1090 et seq. or 87100 et seq.) in any contract or decision made by CITY on any matter.

18.2 CONSULTANT shall not employ any City official or employee to perform any work required pursuant to this Contract.

18.3 If CONSULTANT is a registered professional CONSULTANT or licensed land surveyor and the scope of work requires CONSULTANT's recommendation of the actual formula to spread the costs of an assessment district's improvements, then

CONSULTANT shall not participate in making that recommendation if the additional elements set forth in Government Code section 87100.1(c) apply. Those additional elements are: (1) CONSULTANT has received income of $250 or more for professional services in connection with any parcel included in the benefit assessment district within 12 months prior to the creation of the district; and (2) the district includes other parcels in addition to those parcels for which the CONSULTANT received the income. In the event a conflict of interest does arise in that context, City shall select a different consultant to recommend the actual formula to spread the costs of the assessment district's improvements and the costs of such services shall be deducted from the compensation to be paid to CONSULTANT.

18.4 To the extent required by the City Manager or his designee, CONSULTANT shall complete and file with the City Clerk a Form 700 Statement of Economic Interests disclosing any reportable property interests, income, gifts, investments or business positions.

19 COMPLIANCE WITH LAW

19.1 CONSULTANT shall comply with all state and federal laws, including but not limited to, the requirement to hire only those persons authorized by federal law to work in the United States. If CONSULTANT uses any subcontractors to complete this Contract, this same requirement shall be included in all subcontracts and strictly enforced by CONSULTANT.

19.2 The law of the state of California shall govern this Contract. The venue of any legal action, either formal or informal, shall be the County of Los Angeles.

20 NOTICES

Any notice required under this Contract shall be in writing, addressed to the appropriate party at its address on the signature page and given personally or by registered or certified mail postage prepaid, or by a commercial courier service. All notices shall be effective upon the date of receipt.

21 AUTHORITY TO EXECUTE AUTHORIZATION AGREEMENTS

The Director of Public Works is authorized to execute Authorization Agreements for projects issued to CONSULTANT pursuant to this Ongoing Contract up to the amount authorized by this Contract.

22 ENTIRE AGREEMENT AND AMENDMENTS

22.1 This Contract together with the Authorization Agreements issued pursuant hereto, is the complete Agreement between the parties and supersedes all prior proposals, agreements, and understandings between the parties and may not be modified or terminated orally.

22.2 No attempted waiver of any of the provisions hereof, nor any modification in the nature, extent or duration of the work to be performed by CONSULTANT hereunder, shall be binding unless in writing and signed by the party against whom the same is sought to be enforced.

22.3 The failure of any party to enforce against another party any provision of this Contract shall not constitute a waiver of that party's right to enforce such a provision at a later time, and shall not serve to vary the terms of this Contract.

23 ATTORNEY'S FEES

If any action at law or in equity is brought to enforce or interpret any provisions of this Contract, the prevailing party in such action shall be entitled to reasonable attorney's fees, costs and necessary disbursements, in addition to such other relief as may be sought and awarded.

In Witness Whereof, the parties hereto have caused this Contract to be executed and attested by their respective officers thereunto duly authorized.

CITY OF PALMDALE

14Dec21

J.J. Murphy, ICMA-CM, Date
City Manager

ADDRESS FOR NOTICE:
City of Palmdale
38250 Sierra Hwy
Palmdale, CA 93550

APPROVE AS TO FORM:

Christopher L. Beck
For City Attorney

ATTEST:

Shanae S. Smith
City Clerk

Applied Research Associates (ARA)

Kimberly Foskey, Date November 16, 2021
Deputy Director, Contracts and Procurement

ADDRESS FOR NOTICE:
Applied Research Associates (ARA)
165 South Chestnut St
Ventura, CA 93036

William R. Vavrik, Ph.D., P.E.
Vice President

ATTEST: If Corporation

Secretary

City Council Staff Report

DATE: **MAY 6, 2025**

TO: **HONORABLE MAYOR AND CITY COUNCIL**

FROM: **PUBLIC WORKS DEPARTMENT**
CAPITAL IMPROVEMENT PROGRAM DIVISION

DISTRICT: **2**

SUBJECT: **AWARD AGREEMENT WITH ALL AMERICAN BUILDING SERVICES FOR CONSTRUCTION SERVICES FOR PN 862, MARIE KERR PARK SWIM DECK EXPANSION PROJECT FOR A TOTAL NOT TO EXCEED AMOUNT OF $467,195 FOR A TERM OF 50 WORKING DAYS FROM THE DATE OF THE NOTICE TO PROCEED**

RECOMMENDATION

Staff recommend that the City Council:

1. Approve Construction Agreement No. A-8679 with All American Building Services for PN 862, Marie Kerr Park Swim Deck Expansion Project for a total not to exceed amount of $467,195, which includes a contract amount of $392,450, plus a 10% contingency amount of $39,250, and additional project costs of $35,495; and,

2. Authorize the City Manager Pro Tem or his designee to execute Agreement No. A-8679 with All American Building Services, including minimal and/or non-substantial changes.

BACKGROUND

Project No. 862 will expand the Marie Kerr Park Pool facility deck to increase capacity and expand operations. The project will move existing fencing and install new fencing, including a new extended patio deck to improve ingress/egress routes. The added deck space will allow for expanded swim team operations, additional space for family members to watch, and a handicapped-accessible walk path and entry connecting to the adjacent recreation center. The project will also include modification of the drainage infrastructure, new landscaping, and irrigation. The City was awarded a grant for the construction of the pool deck by the Los Angeles County Regional Park and Open Space District (RPOSD) in June 2023.

DISCUSSION

On August 21, 2024, the project was publicly advertised for construction bids via the Planet Bids electronic platform, with five (5) vendors registered as prime contractors. On September 25, 2024, two (2) bids for this project were received and are listed below:

Bidder	Location	Amount
1. Mendoza Engineering Company, Inc.	Fontana, CA	$177,364
2. All American Building Services	Santa Clarita, CA	$392,450

Mendoza Engineering Company, Inc. was initially identified as the lowest bidder and was awarded the project by the City Council on March 18, 2025. However, the company was unable to secure the required bonds to proceed. Upon notification of this issue, the City moved forward with awarding the contract to the second-lowest responsible bidder, All American Building Services.

All American Building Services provided a construction cost of $392,450. The contract will allow a 10% contingency of $39,250, and project costs of $35,495, which include construction labor compliance, administrative expenses, and applicable fees, for a total not to exceed amount of $467,195.

FISCAL IMPACT

$467,195; This project is funded using Los Angeles County Regional Park and Open Space District (RPOSD) Measure A grant funds. Funds are budgeted and available in FY 2024-25.

STRATEGIC PLAN

Goal IV: Maintain a desirable community where everyone wants to live, work, and play.

> B: Provide inclusive access to a variety of supportive services that build a resilient and healthy community.

Prepared by:	Leonardo Torres, P.E. Director of Public Works
Certified as to availability of Funds:	Janelle Samson, Director of Operations
Approved by:	Salvador Mendez, City Manager Pro Tem
Approved as to form:	Alexandra Halfman, Acting City Attorney

ATTACHMENTS

Agrmt No. A-8679 with All American Building Services

AGREEMENT NO. A- 8679
CONSTRUCTION CONTRACT
BETWEEN THE CITY OF PALMDALE AND ALL AMERICAN BUILDING SERVICES

THIS CONTRACT (“Contract”) is made and entered into by and between City of Palmdale, a public entity ("City"), and ALL AMERICAN BUILDING SERVICES, a CORPORATION ("Contractor"). Contractor and City are collectively referred to herein as the “parties.” This Contract shall become effective on the date of the last signatory.

1 Scope of Work

Contractor shall complete the Project in accordance with this Contract. Contractor shall furnish all materials and perform all work required for the completion of the following Project:

Expansion of the concrete pool deck, including modification to the drainage infrastructure, the addition of landscaping features, pool deck resurfacing, a new ADA path of travel for access, and the modification and expansion of the permitter fencing and entry gates.

2 Standard Specifications

Standard Specifications for City projects are those contained in the 2021 Greenbook edition of the "Standard Specifications for Public Works Construction" (the "Greenbook"). Except as otherwise expressly provided herein, the Standard Specifications shall control the general provisions, construction materials, and construction methods for this Contract (except as amended by the Plans for the Project), the General Specifications for the Project, the Special Provisions for the Project, any technical specifications for the Project, and any other contract documents.

3 Compensation

City shall pay Contractor the total, all-inclusive, NOT-TO-EXCEED amount of three hundred ninety two thousdan four hundred fifty Dollars ($392450) for the construction of the Project. This amount shall cover all expenses for labor, materials, and any and all other costs incurred by Contractor to satisfactorily construct the Project. Unless otherwise provided in the bid documents or agreed upon by the parties, Contractor shall submit detailed, monthly invoices for work actually performed.

4 Completion Date

The construction of the Project shall commence upon Contractor being given a written notice to proceed, and shall be completed within 50 working days of said

notice.

5 Payment and Performance Bonds; Guaranty

Unless otherwise expressly provided in the bid documents, prior to commencing work, Contractor shall provide a payment bond and performance bond, each in an amount equal to 100% of the Contract price. The bond forms required to be executed are attached hereto and incorporated by reference herein. Pursuant to the bid documents for this Project, the Contractor is required to provide a written guaranty of Contractor's work. In furtherance thereof, Contractor shall execute the written form of Guaranty attached hereto and incorporated by reference herein.

6 Licenses

At all times during the term of this Contract, Contractor shall possess a valid and current Class C53 Contractor's License to perform the required work ("Work"). Contractor's DIR registration number is 1000790148. Contractor hereby certifies that it holds the required license(s).

7 Subcontracting

Subject to any self-performance requirements herein, Contractor may subcontract any portion of the work required by this Contract to other persons or firms, and Contractor submitted with its bid a list of those subcontractors who will perform work in an amount in excess of one-half of one percent (1%) of the Contractor's total bid, in compliance with the Subletting and Subcontracting Fair Practices Act, California Public Contract Code § 4100, et seq. Only such listed subcontractors may perform on this Project.

8 Non-Assignability

Neither this Contract nor any rights, title, interest, duties or obligations under this Contract may be assigned, transferred, conveyed or otherwise disposed of by Contractor without the prior written consent of City.

9 Administration

This Contract will be administered by the Public Works Department of the City. The Director of Public Works or his or her designee shall be considered the Project Administrator and shall have the authority to act for the City under this Contract.

10 Indemnification

To the maximum extent permitted by law, Contractor shall indemnify, protect, defend and hold harmless the City, its Board of Director, the City's officers, employees, agents, volunteers, and representatives (“Indemnitees”) with respect to any and all claims, suits, actions, stop notices, liabilities and/or damages, including related expenses, attorney's fees and costs, based on, arising out of, or in any way related to the work undertaken by Contractor pursuant to this Contract, and in connection with the Project.

11 Liability Insurance

11.1 Without limiting Contractor's indemnification of City, as described in paragraph 10, and unless modified by City, Contractor shall obtain, provide and maintain, at its own expense, during the term of this Contract, a policy or policies of insurance, satisfactory to the City, from insurance carriers admitted to do business in the State of California and rated in A.M. Best’s Insurance Guide with a rating of A:VII or better, which contain the coverage described below.

11.1.1 <u>Commercial General Liability</u>
- $2,000,000.00 limit on a per occurrence basis
- $5,000,000.00 general aggregate limit

11.1.2 <u>Commercial Automobile Liability</u>
- $2,000,000.00 combined single limit including owned, non-owned and hired automobile coverage

11.1.3 <u>Workers’ Compensation and Employer’s Liability</u>
- Workers’ Compensation -- coverage as required by the State of California
- Employer’s Liability -- $1,000,000.00 each accident
  $1,000,000.00 policy limit bodily injury
  $1,000,000.00 each employee bodily injury by disease

11.1.4 Pollution/Environmental Liability*
- $2,000,000.00 limit on a per occurrence basis

11.2 Policies providing for bodily injury and property damage coverage shall contain the following:

A. An endorsement extending coverage to the City as an additional insured, as respects liability arising out of the performance of any work under the Contract. Such insurance shall be primary insurance, as respects the interest of the City, and any other insurance maintained by the City shall be considered excess coverage and not contributing insurance with the insurance required hereunder. The certificates shall state: “The City of Palmdale, Successor Agency to the Community Redevelopment Agency of the City of Palmdale, Palmdale Civic Authority, Housing Authority, Industrial Development Authority, Airport Authority, their officers, agents, employees and volunteers are named as additional insured”.

B. “Severability of Interest” Clause.

11.3 Promptly upon execution of this Contract, and prior to commencement of any work, CONTRACTOR shall deliver to CITY certificates of insurance and endorsements to all required policies demonstrating that CONTRACTOR has the required coverage and showing the required named insured. Within five (5) days of written request from CITY, CONTRACTOR shall deliver to CITY full and complete copies of all insurance policies required by this Contract.

11.4 Said Certificates of Insurance shall provide that thirty (30) days’ prior written notice of cancellation shall be given to the City in the event of cancellation and/or reduction in coverage of any nature.

11.5 The required policies of insurance shall be endorsed to waive all rights of subrogation. Contractors waives all rights of subrogation.

11.6 Acceptable Proof of Insurance:

A. ACORD Certificate of Insurance listing all coverage, limits, deductibles and insured; and endorsements for all applicable coverage if agent has authority to issue it; or additional insured Form CG20100704 and CG20370704 or equivalent must be provided for general liability coverage. Additional insured form CA0001 must be provided for automobile liability coverage.

B. Binders of insurance for all coverage. Agents must confirm that policy endorsements have been ordered from the respective insurance companies. Upon issuance, policy endorsements and a corresponding Certificate of Insurance listing all insurers and coverage must be submitted to the City Attorney.

C. *When pollution/environmental liability coverage is provided on a “claims made basis”, CONTRACTOR will continue to renew the insurance for a period of five (5) years after this Agreement expires or is terminated. Such insurance will have the same coverage and limits as the policy that was in effect during the term of this Agreement, and will cover CONTRACTOR, or its officers, employees, or agents during the time this Agreement was in effect.

11.7 The requirements as to the types and limits of insurance to be maintained by CONTRACTOR are not intended to and shall not in any manner limit or qualify CONTRACTOR’s liabilities and obligations under this Contract.

11.8 Any policy or policies of insurance that CONTRACTOR elects to carry as insurance against loss or damage to its equipment and tools or other personal property used in the performance of this Contract shall include a provision waiving the insurer’s right of subrogation against CITY.

11.9 Notwithstanding any other provision of this Contract, CITY may immediately terminate this Contract if, at any time CONTRACTOR fails to maintain the required insurance for any period of time or fails to comply with any of the insurance requirements listed above.

11.10 CONTRACTOR shall require any and all subcontractors working on its behalf to provide insurance coverages and limits that are based on the scope of work and nature of risk being performed by the subcontractor. Any and all subcontractors working on behalf of CONTRACTOR shall be subject to all other insurance requirements that are stated herein.

Any deviation in this requirement will be CONTRACTOR's sole risk. CONTRACTOR's insurance requirements in Section 11 will not be impacted and/or limited by such deviation.

12 State Labor Code

12.1 This Contract calls for work to be performed constituting public works. Contractor and all subcontractors shall pay the general prevailing rate of per diem wages as determined and as published by the State Director of the Department of Industrial Relations pursuant to Article 2 of Chapter 1 of Part 7, of Division 2 of the State Labor Code, including, but not limited to, Sections 1770, 1771, 1773, 1773.2 and 1774.

12.2 This is a public work and requires the payment of prevailing wages for the work or craft in which the worker is employed for any public work done under the contract by Contractor or by any subcontractor pursuant to Section 1771 of the Labor Code. Pursuant to the provisions of Section 1773 of the Labor Code of the State of California, the City has obtained the general prevailing rate of per diem wages and the general rate for holiday and overtime work in this locality for each craft, classification, or type of workman needed to execute this contract from the Director of the Department of Industrial Relations. These rates are on file with the City or may be obtained at http://www.dir.ca.gov/OPRL/DPreWageDetermination.htm.

Contractor shall post a copy of such wage rates at the job site and shall pay the adopted prevailing wage rates as a minimum. Contractor shall comply with the provisions of Sections 1775, 1776, 1777.5, 1777.6, and 1813 of the Labor Code. Pursuant to the provisions of 1775 of the Labor Code, Contractor shall forfeit to the City, as a penalty, not more than $200.00 for each calendar day, or portion thereof, for each laborer, worker, or mechanic employed, paid less than the stipulated prevailing rates for any work done under this Contract, by him or by any subcontractor under him, in violation of the provisions of this Agreement.

12.3 Contractors and subcontractors who are ineligible to bid for work on, or be awarded, a public works project pursuant to Labor Code Sections 1777.1 and 1777.7

are prohibited from bidding on, being awarded, or performing work as a subcontractor, on this Project pursuant to Public Contract Code Section 6109.

12.4 Contractor's attention is directed to the provisions in Sections 1774, 1775, 1776, 1777.5 and 1777.6 of the Labor Code. Contractor shall comply with the provisions in these Sections. The statutory provisions for penalties for failure to comply with the State's wage and hours laws will be enforced. Pursuant to Section 1775 of the Labor Code, the Contractor and any subcontractors, shall, as a penalty to the City forfeit the prescribed amounts per calendar day, or portion thereof, for each worker paid less than the prevailing wage rates.

12.5 Pursuant to Labor Code Section 1771.4, the Project is subject to compliance monitoring and enforcement by the California Department of Industrial Relations.

12.6 Each Contractor and subcontractor shall furnish the records specified in Labor Code Section 1776 directly to the State Labor Commissioner at least monthly in the format prescribed by the State Labor Commissioner.

12.7 Sections 1774 and 1775 require the Contractor and all subcontractors to pay not less than the prevailing wage rates to all workmen employed in the execution of the Contract and specify forfeitures and penalties for failure to do so. The minimum wages to be paid are those determined by the State Director of the Department of Industrial Relations. Section 1776 requires the Contractor and all subcontractors to keep accurate payroll records, specifies the contents thereof, their inspection and duplication procedures and certain notices required of the Contractor pertaining to their location.

12.8 Section 1777.5 of the Labor Code requires Contractor or subcontractor employing workers in any apprenticeable occupation to apply to the Joint Apprenticeship Committee nearest the site of the public works project, which administers the apprenticeship program in that trade for a certificate of approval. The certificate will also fix the ratio of apprentices to journeymen to be used in the performance of the Contract. The Contractor is required to make contributions to funds established for the administration of apprenticeship programs if he employs registered apprentices or journeymen in any apprenticeable trade and if other contractors on the public works site are making such contributions. Information relative to apprenticeship standards, contributions, wage schedules and other requirements may be obtained from the State Director of Industrial Relations or from the Division of Apprenticeship Standards. Section 1777.6 of the Labor Code provides that it shall be unlawful to refuse to accept otherwise qualified employees as registered apprentices solely on the grounds of race, religious creed, color, national origin, ancestry, sex, or age.

12.9 Eight hours labor constitutes a legal day's work, as set forth in Labor Code

Section 1810. The statutory provisions for penalties for failure to comply with the State's wage and hour laws will be enforced as set forth in Labor Code Section 1813.

13 Antitrust Claims

In entering into this Agreement, Contractor offers and agrees to assign to the City all rights, title, and interest in and to all causes of action it may have under Section 4 of the Clayton Act (15 U.S.C. Sec. 15) or under the Cartwright Act (Chapter 2 (commencing with Section 16700) of Part 2 of Division 7 of the California Business and Professions Code) arising from purchases of goods, services, or materials pursuant to the Agreement. This assignment shall be made and become effective at the time the City tenders final payment to Contractor without further acknowledgment by the parties.

14 Trenching and Excavations

Pursuant to Public Contract Code Section 7104, if the Project involves trenching more than four (4) feet deep, Contractor shall promptly and before the following conditions are disturbed notify the City in writing of any:

14.1 Material that Contractor believes may be material that is hazardous waste, as defined in California Health and Safety Code Section 25117, that is required to be removed to a Class I, Class II, or Class III disposal site in accordance with provisions of existing law; and/or

14.2 Subsurface or latent physical conditions at the site differing from those indicated; and/or

14.3 Unknown physical conditions at the site of any unusual nature, different materially from those ordinarily encountered and generally recognized as inherent in work of the character provided for in the Contract.

14.4 As required by Labor Code Section 6705 and in addition thereto, whenever work under the Contract that involves an estimated expenditure in excess of twenty-five thousand dollars ($25,000) for the excavation of any trench or trenches five (5) feet or more in depth, Contractor shall submit for acceptance by City in advance of excavation, a detailed plan showing the design of shoring, bracing, sloping, or other provisions to be made for worker protection from the hazard of caving ground during the excavation, of such trench or trenches. If such plan varies from the shoring system standards established by the Construction Safety Orders of the Division of Industrial Safety, the plan shall be prepared by a registered civil or structural engineer employed by Contractor, and all costs therefor shall be included in the price of the Contract. Nothing in this provision shall be deemed to allow the use of a shoring, sloping, or other protective system less effective than that required by the Construction Safety Orders. Nothing in this provision shall be construed to impose tort liability on the City or on any City officer, agent, consultant, representative, or

employee. All plans, processing and shoring costs are Contractor's responsibility and must be included in Contractor's bid.

15 Location of Existing Elements

Pursuant to Government Code Sections 4216 to 4216.9, the methods used and costs involved to locate existing elements, points of connection and all construction methods are Contractor's sole responsibility. Accuracy of information furnished, as to existing conditions, is not guaranteed. Contractor, at its sole expense, must make all investigations necessary to determine locations of existing elements, which may include, without limitation, contacting U.S.A. alert and other private underground locating firm(s), and/or utilizing potholes, specialized locating equipment and/or hand trenching.

16 Third Party Claims

Pursuant to Public Contract Code Section 9201, the City has full authority to compromise or otherwise settle any claim relating to this Contract at any time. The City shall timely notify Contractor of the receipt of any third-party claim relating to the Contract. The City shall be entitled to recover its reasonable costs incurred in providing the notification required by Public Contract Code Section 9201(b).

17 Non-Collusion

Contractor hereby certifies that this bid is genuine and not a sham or collusive, or made in the interest or on behalf of any person or business not herein named. Contractor further certifies that Contractor has not directly or indirectly induced or solicited any other bidder to furnish a sham bid, or any other person or business to refrain from bidding, and Contractor has not in any manner sought by collusion to secure itself an advantage over any other bidder. Contractor also affirms that it has signed and submitted with its bid to the City a Non-collusion Declaration as required by Public Contract Code Section 7106.

18 Conflicts of Interest

Contractor agrees not to accept any employment or representation during the term of this Contract or within twelve (12) months after completion of the work under this Contract which is or may likely make Contractor "financially interested," as provided in Government Code Section 1090 and 87100, in any decisions made by City on any matter in connection with which Contractor has been retained pursuant to this Contract.

19 Audit

The City or its representative shall have the option of inspecting and/or auditing all records and other written materials used by Contractor in preparing its billings to the City as a condition precedent to any payment to Contractor. Contractor will promptly

furnish documents requested by the City. Additionally, pursuant to Government Code Section 8546.7, if this Contract involves the expenditure of public funds in excess of ten thousand dollars ($10,000), Contractor shall be subject to State Auditor examination and audit at the request of the City or as part of any audit of the City, for a period of three (3) years after final payment under this Contract.

20 Substitute Security

Pursuant to Public Contract Code Section 22300, the substitution of securities for any moneys withheld by the City to ensure performance under a contract is permitted, except where financing will be provided by the Farmers Home Administration of the United States Department of Agriculture pursuant to the Consolidated Farm and Rural Development Act (7 U.S.C. Sec. 1921 *et seq*.) or where federal regulations or policies, or both, do not allow the substitution of securities. At the request and expense of Contractor, securities equivalent to the amount withheld shall be deposited with the City, or with a state or federally chartered bank in the State of California as the escrow agent, that shall then pay those moneys to Contractor. Upon satisfactory completion of the Contract, the securities shall be returned to Contractor.

Alternatively, Contractor may request and the City shall make payment of retentions earned directly to the escrow agent at the expense of Contractor. At the expense of Contractor, Contractor may direct the investment of the payments into securities, and Contractor shall receive the interest earned on the investments upon the same terms provided for securities deposited by Contractor. Upon satisfactory completion of the Contract, Contractor shall receive from the escrow agent all securities, interest, and payments received by the escrow agent from the City, pursuant to the terms of this section.

Securities eligible for investment shall include those listed in California Government Code Section 16430, bank or savings and loan certificates of deposit, interest-bearing demand deposit accounts, standby letters of credit, or any other security to which Contractor and the City agree in writing. Contractor shall be the beneficial owner of any securities substituted for moneys withheld and shall receive any interest thereon.

If Contractor elects to receive interest on moneys withheld in retention by the City, it shall, at the request of any subcontractor performing more than five percent (5%) of Contractor's total bid, make that option available to the subcontractor regarding any moneys withheld in retention by Contractor from the subcontractor. If Contractor elects to receive interest on any moneys withheld in retention by the City, then the subcontractor shall receive the identical rate of interest received by Contractor on any retention moneys withheld from the subcontractor by Contractor, less any actual pro rata costs associated with administering and calculating that interest. In the event that the interest rate is a fluctuating rate, the rate for the subcontractor shall be determined by calculating the interest rate paid during the time that retentions were withheld from the subcontractor. If Contractor elects to substitute securities in lieu of

retention, then, by mutual consent of Contractor and its subcontractor, the subcontractor may substitute securities in exchange for the release of moneys held in retention by Contractor. No Contractor shall require any subcontractor to waive any provision of this paragraph.

The escrow agreement for security deposits in lieu of retention shall be substantially similar to the form provided in Public Contract Code Section 22300(f).

21 Claims Dispute Resolution

In the event of any dispute or controversy with the City over any matter whatsoever, the Contractor shall not cause any delay or cessation in or of Work, but shall proceed with the performance of the Work in dispute. The Contractor shall retain any and all rights provided that pertain to the resolution of disputes and protests between the parties. The Disputed Work will be categorized as an “unresolved dispute” and payment, if any, shall be as later determined by mutual agreement or a court of law. The Contractor shall keep accurate, detailed records of all Disputed Work, claims and other disputed matters.

All claims arising out of or related to the Contract documents or this Project, and the consideration and payment of such claims, are subject to the Government Claims Act (Government Code Section 810 et seq.) with regard to filing claims. All such claims are also subject to Public Contract Code Section 9204 and Public Contract Code Section 20104 et seq. (Article 1.5), where applicable. This Contract hereby incorporates those provisions as though fully set forth herein. Thus, the Contractor or any Subcontractor must file a claim in accordance with the Government Claims Act as a prerequisite to filing a construction claim in compliance with Section 9204 and Article 1.5 (if applicable), and must then adhere to Section 9204 and Article 1.5 (as applicable), pursuant to the definition of “claim” as individually defined therein.

22 Non-discrimination and Equal Employment Opportunity

22.1 In performance of this Contract, CONTRACTOR shall not discriminate against any employee, subcontractor, or applicant for employment because of sex, color, race, religion, ancestry, national origin, disability, medical condition including the medical condition of Acquired Immune Deficiency Syndrome (AIDS) or any condition related thereto, marital status, sexual orientation, age, gender, gender identity, gender expression, genetic information, or military and veteran status. CONTRACTOR will take affirmative action to ensure that applicants are employed, and that employees are treated during employment, without regard to their sex, color, race, religion, ancestry, national origin, disability, medical condition including the medical condition of Acquired Immune Deficiency Syndrome (AIDS) or any condition related thereto, marital status, sexual orientation, age, gender, gender identity, gender expression, genetic information, or military and veteran status . Affirmative action relating to employment shall include, but not be limited to the following:

employment, upgrading, demotion or transfer; recruitment; layoff or termination; rates of pay or other forms of compensation; and selection for training, including apprenticeship.

22.2 The provisions of subsection 16.1 above shall be included in all solicitations or advertisements placed by or on behalf of CONTRACTOR for personnel to perform any services under this Contract. CITY shall have access to all documents, data and records of CONTRACTOR and its subcontractors for purposes of determining compliance with the equal employment opportunity and non-discrimination provisions of this Section, and all applicable provisions of Executive Order No. 11246 which is incorporated herein by this reference. A copy of Executive Order No. 11246 is available for inspection at, and on file with, the Palmdale City Clerk's Office.

23 Integration

This Contract supersedes any and all agreements, either oral or written, between the parties hereto with respect to the construction of the Project by Contractor for City and contains all of the covenants and agreements between the parties with respect to the construction of the Project. Each party to this Contract acknowledges that no representations, inducements, promises, or agreements, orally or otherwise, have been made with regard to the construction of the Project by any party, or anyone acting on behalf of any party, which are not embodied herein, and that no other agreement, statement, or promise regarding work not contained in this Contract shall be valid or binding. Any modification or amendment of this Contract will be effective only if it is in writing and signed by the parties to this Contract. Any changes to the work required by this Contract will be by change order signed by the parties.

24 Governing Law

This Contract will be governed by and construed in accordance with the laws of the State of California without reference to change of venue laws. Any legal action in which enforcement of the terms and conditions of this Contract is requested, or in which it is alleged that a breach of this Contract has taken place, shall be filed and prosecuted in the County of Los Angeles, California.

25 Successors and Assigns

The terms and conditions of this Contract shall be binding on the successors and assigns of the parties to this Contract.

26 Exhibits

The exhibits and attachments referenced in this Contract are attached hereto and incorporated herein by this reference as though set forth in full in the Contract.

27 Authority to Sign

The person or persons executing this Contract on behalf of the Contractor warrant and represent that they have the authority to execute this Contract on behalf of the Contractor and have the authority to bind Contractor to the construction of the Project.

28 Time is of the Essence

Time is of the essence in every provision of this Agreement in which time to perform is a factor.

In Witness Whereof, the parties hereto have caused this Contract to be executed and attested by their respective officers thereunto duly authorized.

CITY OF PALMDALE

SIGNATURE AREA

Sal Mendez Date
City Manager Pro Tem

SIGNATURE AREA

ADDRESS FOR NOTICE:
CITY OF PALMDALE
38250
Palmdale, CA 93550

APPROVE AS TO FORM:

SIGNATURE AREA

William P. Curley, III
City Attorney

ATTEST:

SIGNATURE AREA

Roxanne Faber
City Clerk

ALL AMERICAN BUILDING SERVICES

SIGNATURE AREA

Anthony Innabi Date
President

ADDRESS FOR NOTICE:
ALL AMERICAN BUILDING SERVICES
PO Box 802586
Santa Clarita, CA 91380

ATTEST: If Corporation

SIGNATURE AREA

Secretary

[Signatures of contractor on bond(s) must be notarized. Obtain two corporate signatures if contractor is a corporation.]

---------- INTERNAL USE ONLY ----------

□Certificate(s) and Endorsement(s) attached
□Confirmed business name on contract with certificate(s)
□Attached notarized bond(s), Worker's Compensation Certificate, and Guaranty
□Attached Agreement Checklist and met all requirements

City Council Staff Report

DATE: **MAY 6, 2025**

TO: **HONORABLE MAYOR AND CITY COUNCIL**

FROM: **PUBLIC WORKS DEPARTMENT**
CAPITAL IMPROVEMENT PROGRAM DIVISION

DISTRICT: **3**

SUBJECT: **APPROVE AGREEMENT WITH RHA LANDSCAPE ARCHITECTS-PLANNERS, INC., FOR DESIGN SERVICES FOR PN 871, OASIS PARK BASIN UPGRADES PROJECT FOR PRELIMINARY ENGINEERING/DESIGN FOR A TOTAL NOT TO EXCEED AMOUNT OF $306,597 FOR A TERM OF 12 MONTHS FROM THE DATE OF THE NOTICE TO PROCEED**

RECOMMENDATION

Staff recommends that the City Council:

1. Approve Agreement No. A-9293 with RHA Landscape Architects-Planners, Inc., for design services for PN 871, Oasis Park Basin Upgrades Project for preliminary engineering/design for a total not to exceed amount of $306,597 which includes a contract amount of $278,725 plus a 10% contingency amount of $27,872 for a term of 12 months from the date of the Notice to Proceed; and,

2. Authorize the City Manager Pro Tem or his designee to execute the Agreement No. A-9293 with RHA Landscape Architects-Planners Inc., including minimal and/or non-substantial changes.

BACKGROUND

The Oasin Park Basin spans approximately 10,065 acres in the southwestern region of the City of Palmdale. Stormwater runoff flows from the Sierra Pelona Mountains through this area and collects in Anaverde Creek. Due to historical flooding at the creek's outlet near Highway 14, the area is designated by FEMA as Flood Zone AO.

To address both flood control and recreational needs, the City seeks to partner with a consultant to evaluate the existing park basin and develop a comprehensive improvement plan. The plan will include recommendations based on current site conditions, such as maintenance needs, access for vehicles and pedestrians, erosion control plantings, turf

management, and preparation for future sports field lighting. The project will also include design plans for new site features, including a restroom/storage building with a drinking fountain, a monument sign with uplighting, a safety fence along the walking path (which incorporates fitness elements), pet waste stations, and trail lighting enhancements.

DISCUSSION

On February 13, 2025, a Request for Proposal was advertised electronically through email solicitation, including local and non-local engineering design companies. On March 11, 2025, two bids were received. See below:

Bidder	Location	Amount
1. RHA Landscape Architects-Planners, Inc.	Riverside, CA	$278,725
2. RJM Design Group	San Juan Capistrano, CA	$338,900

Based on favorable reference checks and fee proposal, RHA Landscape Architects-Planners, Inc. was recommended for award by staff.

FISCAL IMPACT

$306,597; This project is funded using Los Angeles County Regional Park and Open Space District (RPOSD) Measure A grant funds.

STRATEGIC PLAN

Goal IV: Maintain a desirable community where everyone wants to live, work, and play.

B: Provide inclusive access to a variety of supportive services that build a resilient and healthy community.

Prepared by:	Leonard Torres, P.E., Director of Public Works
Certified as to availability of Funds:	Janelle Samson, Director of Operations
Approved by:	Salvador Mendez, City Manager Pro Tem
Approved as to form:	Alexandra Halfman, Acting City Attorney

ATTACHMENTS

Agrmt No. A-9293 with RHA Landscape Architects-Planners, Inc.

AGREEMENT NO. A-9293
CONTRACT FOR CONSULTANT SERVICES
BETWEEN THE CITY OF PALMDALE AND RHA LANDSCAPE ARCHITECTS-PLANNERS, INC.

THIS CONTRACT FOR CONSULTANT SERVICES ("Contract" herein) is made and entered into by and between the City of Palmdale a public body corporate and politic, (hereinafter called "CITY") and RHA LANDSCAPE ARCHITECTS-PLANNERS, INC. (hereinafter called "CONSULTANT"). This Contract shall become effective on the date of the last signatory.

RECITALS

WHEREAS**,** City desires to engage CONSULTANT to provide certain consultant services; and

WHEREAS, CONSULTANT represents that CONSULTANT has the expertise and is qualified to perform the services described in this Contract. And, if required, is duly registered under the laws of the State of California; and

WHEREAS, CONSULTANT desires to accept such engagement.

NOW, THEREFORE, the parties agree as follows:

1 DESCRIPTION OF WORK

1.1 The City hereby engages CONSULTANT, and CONSULTANT accepts such engagement, to provide the following services:

PN 871 - Oasis Park Basin Upgrade Project

TASK 1 – PRELIMINARY RESEARCH & INVESTIGATION
Task 1a - Pre-Design Investigation
Task 1b - Topographic Survey

TASK 2 – PRELIMINARY DESIGN (50% and 80% PS&E)
Task 2a - Develop Park Element Design Concepts
Task 2b - Revise Design Concepts into Final Design
Task 2c - Public Outreach / Presentation Graphics for Park
Task 2d - Preliminary Engineer's Estimate
Task 2e - Meetings with City Staff

TASK 3 – FINAL DESIGN (95% and 100% PS&E)
Task 3a - 95% PS&E
Task 3b - 100% PS&E

TASK 4 – CONSTRUCTION ENGINEERING SUPPORT SERVICES (Contingent

Item)

CONSULTANT'S detailed proposal is attached as Exhibit "A".

CONSULTANT shall perform and complete all such work and services in a manner satisfactory to CITY.

1.2 Project deliverables shall be reviewed and approved by CITY to determine acceptable completion. CITY shall have the right to review and inspect the work during the course of its performance at such times as may be specified by CITY.

1.3 CONSULTANT shall not accept any change of scope, or change in contract provisions, unless issued in writing, as a contract change order or amendment and signed by CITY. Any extensions of time must be mutually agreed upon in writing and executed by both parties.

1.4 CITY shall provide to CONSULTANT, without charge, all data, program information, including reports, records, maps, and other information, now in CITY's possession, which may facilitate the timely performance of the work.

2 CITY PROJECT MANAGER

To provide the services required by this Contract, CONSULTANT shall act under the authority and approval of a Project Manager appointed by CITY. The City Project Manager will oversee the work under this Contract, assist CONSULTANT with any necessary information, audit billings, and approve payments. CONSULTANT shall channel reports, deliverables, and special requests through the City Project Manager.

3 CONSULTANT'S KEY PERSONNEL

CONSULTANT's Team and Key Personnel are as follows:

Doug Grove - President/Landscape Architect

This Consultant Services Contract has been awarded to CONSULTANT based on its representation that those personnel and subcontractors listed above will perform the portions of the work listed herein. CONSULTANT shall not deviate nor substitute any of these team members without prior written approval by CITY.

4 CONTRACT TERM

The term of this contract is Twelve (12) Months, commencing on the effective date.

5 TAXES

5.1 CONSULTANT shall pay all sales, consumer, use, and other similar taxes required to be paid by CONSULTANT in accordance with state and local laws.

5.2 CONSULTANT is an independent contractor and shall have no power or authority to incur any debt, obligation, or liability on behalf of CITY. No person employed by CONSULTANT or acting on its behalf, in connection with this Contract shall be considered the Agent or employee of CITY.

5.3 CONSULTANT shall be required to obtain a current City of Palmdale business license, as required by the Palmdale Municipal Code, before an Authorization to Proceed is issued.

6 PATENT FEES AND ROYALTIES

CONSULTANT shall pay all license fees and royalties and assume all costs incident to the use, in the performance of the work or the incorporation in the work of any invention, design, process, product or device which is the subject of patent rights or copyrights held by others. If a particular invention, design, process, product or device is specified by CITY for use in the performance of the work and if, to the actual knowledge of CITY, its use is subject to patent rights or copyrights calling for the payment of any license fee or royalty to others, the existence of such rights shall be disclosed by CITY in the contract documents. CONSULTANT shall indemnify and hold harmless CITY and anyone directly or indirectly employed by CITY from and against all claims, damages, losses and expenses (including attorneys' fees) arising out of any infringement of patent rights or copyrights incident to the use in the performance of the work, or resulting from the incorporation in the work of any invention, design, process, product or device not specified by CITY, and shall defend all such claims in connection with any alleged infringement of such rights.

7 STANDARDS OF PERFORMANCE

CONSULTANT shall be responsible for the completeness and accuracy of its services and work and documents resulting there from, and CITY shall not be responsible for discovering deficiencies therein. CONSULTANT shall correct any such deficiencies or errors without additional compensation and without cost to CITY, except to the extent any such deficiency is directly attributable to deficiencies in CITY -furnished information.

8 CONSULTANT’S PERSONNEL

8.1 All services required under this Contract shall be performed by CONSULTANT, or under CONSULTANT’S direct supervision, and all personnel shall possess the qualifications, permits and licenses required by State and local law to perform such services.

8.2 CONSULTANT shall be solely responsible for the satisfactory work performance of all personnel engaged in performing services required by this Contract, and compliance with all reasonable performance standards established by CITY.

8.3 CONSULTANT shall be responsible for payment of all CONSULTANT's employees' and subcontractor's wages and benefits and shall comply with all requirements pertaining to the employer's liability, workers' compensation, unemployment insurance, and Social Security.

8.4 CONSULTANT shall indemnify and hold harmless CITY, and its respective officers, agents and employees from and against all claims, demands, damages or costs arising from CONSULTANT's acts or omissions with respect to any liability, damages, claims, costs and expenses of any nature arising from alleged violations of personnel practices.

9 COMPENSATION

9.1 For all of work and services including the various phases of tasks as described in Section 1, CITY shall pay to CONSULTANT an amount not to exceed the sum of Three Hundred Sixteen Thousand Five Hundred Ninety-Seven dollars ($316597), payable as follows:

Task 1.....$58,800
Task 2.....$71,825
Task 3.....$129,300
Task 4.....$18,800
Task Total.....$278,725
10% Contingency.....$27,872
Administration Amount.....$10,000
Project Total.....$316,597

The Contract Price is CONSULTANT'S estimate of its charges for all of the services, including all labor, equipment, material, subcontractor and reimbursable costs, to be provided under this Agreement. Progress payments shall be made on a time and material basis. Final payment shall be made upon completion of all services and City acceptance of all deliverables, not-to-exceed the Contract Price.

9.2 CONSULTANT shall perform no work in excess of the total contract price without prior written approval of CITY. Total contract price includes expenses related to travel to and from CITY to meet with City and to appear, if so required, before City Council or any other board or commission of CITY.

9.3 CONSULTANT shall maintain adequate records and shall permit inspection and audit by CITY of CONSULTANT's charges under this Contract. CONSULTANT shall make such records available to CITY during normal business hours upon reasonable notice. Nothing herein shall convert such records into public records, and they will be available only to CITY and any specified public agencies. Such records shall be maintained by CONSULTANT for one (1) year following completion of the work under this Contract unless a longer period of time is required by state or federal

law, in which event CONSULTANT shall retain its records for the time required by such laws.

9.4 No payment made hereunder by CITY to CONSULTANT, shall be construed as an acceptance by CITY of any work or materials, nor as evidence of satisfactory performance by CONSULTANT of its obligations under this Contract.

10 INDEMNIFICATION

To the fullest extent permitted by law, CONSULTANT and any contractors or subcontractors working on its behalf agree to indemnify CITY, its officers, employees, agents and elected and appointed boards (hereinafter “Indemnified Parties”) for any loss, claim, demand, cause of action, cost, expense, damage, obligation or liability which arises out of or is in any way connected with the performance of any work under this agreement, including any acts or omissions, willful misconduct or negligent conduct, whether active or passive, on the part of CONSULTANT, its contractors or subcontractors, and regardless of any acts, omissions or negligence (whether active or passive) of any person or entity indemnified hereunder. At their own expense, CONSULTANT and, as applicable, any contractors or subcontractors working on its behalf, shall defend any suit, claim or action against the Indemnified Parties founded upon such loss, claim, demand, cause of action, cost, expense, damage, obligation or liability. CONSULTANT shall ensure that the contract of any contractor or subcontractor working under this agreement contain an indemnity agreement, requiring the contractor or subcontractor to indemnify and defend the Indemnified Parties pursuant the terms set forth above. CONSULTANT shall indemnify the Indemnified Parties, and save it harmless from any and all loss, damage, costs, expenses and attorney's fees suffered or incurred on account of any breach of the aforesaid obligations and covenants, and any other provision or covenant of this agreement.

11 INSURANCE

11.1 CONSULTANT, at its expense, shall maintain in effect at all times during the performance of work under this Contract not less than the following coverage and limits of insurance, which shall be maintained with insurers listed “A” or better in the Best’s Insurance Guide and authorized to do business in the State of California. **Proof of Insurance, as identified in Section 11.8, must be reviewed and accepted by the City Attorney**.

11.1.1 <u>Workers’ Compensation and Employer’s Liability</u>

- Workers’ Compensation—coverage as required by the State of California
- Employer’s Liability:
  $1,000,000.00 each accident
  $1,000,000.00 policy limit bodily injury
  $1,000,000.00 each employee bodily injury by disease

11.1.2 Professional Liability (Errors & Omissions) Insurance*

- $1,000,000 limit on a per occurrence basis

11.1.3 Commercial General Liability

- $1,000,000.00 limit on a per occurrence basis
- $2,000,000.00 general aggregate limit

11.1.4 Commercial Automobile Liability

- $1,000,000.00 combined single limit including owned, non-owned and hired automobile coverage

11.2 All of CONSULTANT's policies shall contain an endorsement providing that written notice shall be given to CITY at least thirty- (30) calendar days prior to termination, cancellation or reduction of coverage in the policy.

11.3 Policies providing for bodily injury and property damage coverage shall contain the following:

A. An endorsement extending coverage to the City as an additional insured, in the same manner as the named insured, as respects liability arising out of the performance of any work under the Contract. Such insurance shall be primary insurance, as respects the interest of the City, and any other insurance maintained by the City shall be considered excess coverage and not contributing insurance with the insurance required hereunder. The certificate and endorsements shall state: "The City of Palmdale, the Successor Agency of the Community Redevelopment Agency of the City of Palmdale, Palmdale Civic Authority, Industrial Development Authority of the City of Palmdale, Palmdale Airport Authority, their officers, agents, employees and volunteers are named as additional insured's."

B. "Severability of Interest" clause.

11.4 Promptly on execution of this Contract, and prior to commencement of any work, CONSULTANT shall deliver to CITY certificates of insurance and endorsements to all required policies demonstrating that CONSULTANT has the required coverage and showing the required named insureds. Within five (5) days of written request from CITY, CONSULTANT shall deliver to CITY full and complete copies of all insurance policies required by this Contract.

11.5 The requirements as to the types and limits of insurance to be maintained by CONSULTANT are not intended to and shall not in any manner limit or qualify CONSULTANT's liabilities and obligations under this Contract.

11.6 Any policy or policies of insurance that CONSULTANT elects to carry as insurance against loss or damage to its equipment and tools or other personal property used in the performance of this Contract shall include a provision waiving the insurer's right of subrogation against CITY.

11.7 All insurance coverage must be maintained throughout the duration of this Contract.

11.8 Acceptable Proof of Insurance:

11.8.1 ACORD Certificate of Insurance listing all coverages, limits, deductibles and insureds; and endorsements for all applicable coverages if agent has authority to issue it; Additional insured Form CG20101185 or CG20100707 and CG20370704 or equivalent must be provided for general liability coverage. Additional insured form CA0001 must be provided for automobile liability coverage.

11.8.2 Agents must confirm that policy endorsements have been ordered from the respective insurance companies. Upon issuance, policy endorsements listing all insurers must be submitted to the City Attorney.

11.8.3 *When professional (E&O) liability coverage is provided on a “claims made basis”, CONSULTANT will continue to renew the insurance for a period of five (5) years after this Agreement expires or is terminated. Such insurance will have the same coverage and limits as the policy that was in effect during the term of this Agreement, and will cover CONSULTANT, or its officers, employees, or agents during the time this Agreement was in effect.

11.9 Notwithstanding any other provision of this Contract, CITY may immediately terminate this Contract if, at any time CONSULTANT fails to maintain the required insurance for any period of time or fails to comply with any of the insurance requirements listed above.

11.10 CONSULTANT shall require any and all subcontractor's working on its behalf to provide insurance coverages and limits that are based on the scope of work and nature of risk being performed by the subcontractor. Any and all subcontractors working on behalf of CONSULTANT shall be subject to all other insurance requirements that are stated herein.

Any deviation in this requirement will be CONSULTANT's sole risk. CONSULTANT's insurance requirements in Section 11 will not be impacted and/or limited by such deviation.

12 TERMINATION WITHOUT CAUSE

CITY reserves the right to terminate this Contract or any part thereof for its sole convenience with fifteen (15) days written notice. In the event of such termination, CONSULTANT shall immediately stop all work hereunder, and shall immediately cause any of its suppliers and sub-consultants to cease such work. CONSULTANT shall also surrender to CITY all finished or unfinished documents or programs and other materials, which shall be City’s property. As compensation in full for services performed to the date of such termination, the CONSULTANT shall receive an

amount equal to the value of the work completed as of the termination date in accordance with the fee schedule or as negotiated between the parties. In no event shall the amount payable upon termination exceed the total maximum compensation provided for in this Contract.

13 TERMINATION FOR CAUSE

13.1 If the City determines that the CONSULTANT has failed to supply an adequate working force, or to provide services of proper quality, or has failed in any other respect to satisfactorily perform the services specified in this Contract, the City shall give written notice to the CONSULTANT specifying all defaults to be remedied within thirty (30) days. Such notice shall set forth the basis for the City's dissatisfaction and suggest corrective measures. If, after thirty days, the CONSULTANT has failed to implement the corrective measures, the City may elect to terminate this Contract, in whole or in part.

13.2 In the event the City terminates this Contract in whole or in part as provided herein above, the City may procure, upon such terms and in such manner, as it may deem appropriate, services similar to those terminated.

13.3 If this Contract is terminated as provided above, the City may require the CONSULTANT to provide all finished or unfinished documents, data, studies, software, drawings, maps, photographs, reports, etc., prepared by the CONSULTANT. Upon such termination, the CONSULTANT shall be paid an amount equal to the value of the services provided and work performed as of the date of termination. Such payment by the City may take into consideration the costs associated with hiring another CONSULTANT to complete the services. In the event no new CONSULTANT is employed, the CONSULTANT shall be paid an amount equal to the value of the work performed. In ascertaining the value of the work performed up to the date of termination, consideration shall be given to both completed work and work in progress, to complete and incomplete documents when such are delivered to CITY, and to authorized reimbursement expenses.

The above is in addition to any other remedies available by law or equity to the City.

13.4 If, after notice of termination of the Contract under the provisions of this Section 13, it is determined, for any reason, that CONSULTANT was not in default, or that the default was excusable, then the rights and obligations of the parties shall be the same as if the notice of termination had been issued pursuant to Section 12.

14 DISPUTE RESOLUTION

All claims, disputes, and other matters in question between CITY and CONSULTANT arising out of, or relating to this Contract, or the breach thereof shall, to the extent reasonably feasible, be resolved through good faith negotiations between the parties.

15 OWNERSHIP OF DOCUMENTS

All documents, including, but not limited to, research, field notes, investigations, analysis, and studies which are prepared in the performance of this Contract are to be, and remain the property of CITY. CONSULTANT shall furnish CITY, upon its request, originals or reproducible or electronic copies of reports, studies and of all other documents listed above.

16 SUBCONTRACTING, DELEGATION AND ASSIGNMENT

16.1 CONSULTANT shall not delegate, subcontract or assign its duties or rights hereunder, either in whole or in part, without the prior written consent of CITY; provided, however, that claims for money due or to become due to CONSULTANT from CITY under this Contract may be assigned to a bank, trust company or other financial institution without such approval. Any proposed delegation, assignment or subcontract shall provide a description of the services covered, identification of the proposed assignee, delegates or subcontractor, and an explanation of why and how the same was selected, including the degree of competition involved. Any proposed agreement with an assignee, delegates or subcontractor shall include the following:

A. The amount involved, together with CONSULTANT's analysis of such cost or price; and

B. A provision requiring that any subsequent modification or amendment shall be subject to the prior written consent of CITY.

C. The requirement to hire only those persons authorized by federal law to work in the United States.

16.2 Any assignment, delegation or subcontract shall be made in the name of CONSULTANT and shall not bind or purport to bind CITY and shall not release CONSULTANT from any obligations under this Contract including, but not limited to, the duty to properly supervise and coordinate the work of employees, assignees, delegates and subcontractors. No such assignment, delegation or subcontract shall result in any increase in the amount of total compensation payable to CONSULTANT under this Contract.

17 NON-DISCRIMINATION AND EQUAL EMPLOYMENT OPPORTUNITY

17.1 In performance of this Contract, CONSULTANT shall not discriminate against any employee, subcontractor, or applicant for employment because of sex, color, race, religion, ancestry, national origin, disability, medical condition, marital status, sexual orientation, or age. CONSULTANT will take affirmative action to ensure that applicants are employed, and that employees are treated during employment, without regard to their sex, color, race, religion, ancestry, national origin, disability, medical condition, marital status, sexual orientation or age. Affirmative action relating to employment shall include, but not be limited to the following: employment, upgrading, demotion or transfer; recruitment; layoff or termination; rates of pay or other forms of compensation; and selection for training, including apprenticeship.

17.2 The provisions of subsection 17.1 above shall be included in all solicitations or advertisements placed by or on behalf of CONSULTANT for personnel to perform any services under this Contract. CITY shall have access to all documents, data and records of CONSULTANT and its subcontractors for purposes of determining compliance with the equal employment opportunity and non-discrimination provisions of this Section, and all applicable provisions of Executive Order No. 11246 which is incorporated herein by this reference. A copy of Executive Order No. 11246 is available for inspection at, and on file with, the Palmdale City Clerk's Office.

18 FINANCIAL INTEREST CERTIFICATION

18.1 CONSULTANT warrants that no person has been employed or retained to solicit or secure this Contract upon an agreement or understanding for a commission, percentage, brokerage or contingent fee; and that no officer or employee of the CITY has any interest, financially or otherwise, in CONSULTANT's firm.

18.2 For breach or violation of this warranty, CITY shall have the right to annul this Contract without liability, or at its discretion to deduct from the Contract Price or consideration, the full amount of such commission, percentage, brokerage or contingent fee.

19 CONFLICT OF INTEREST

19.1 CONSULTANT stipulates that its officers and employees do not now have a conflict of interest and it further agrees for itself, its officers and its employees that it will not contract for or accept employment for the performance of any work or services with any individual business, corporation or government unit that would create a conflict of interest in the performance of its obligations pursuant to this Contract or which would cause CONSULTANT to be "financial interested" (as provided in California Government Code Section 1090 et seq. or 87100 et seq.) in any contract or decision made by CITY on any matter.

19.2 CONSULTANT shall not employ any City official or employee to perform any work required pursuant to this Contract.

19.3 If CONSULTANT is a registered professional engineer or licensed land surveyor and the scope of work requires CONSULTANT'S recommendation of the actual formula to spread the costs of an assessment district's improvements, then CONSULTANT shall not participate in making that recommendation if the additional elements set forth in Government Code section 87100.1(c) apply. Those additional elements are: (1) CONSULTANT has received income of $250 or more for professional services in connection with any parcel included in the benefit assessment district within 12 months prior to the creation of the district; and (2) the district includes other parcels in addition to those parcels for which CONSULTANT received the income. In the event a conflict of interest does arise in that context, City shall select a different CONSULTANT to recommend the actual formula to spread the

costs of the assessment district's improvements and the costs of such services shall be deducted from the compensation to be paid to CONSULTANT.

19.4 To the extent required by the City Manager/designee, CONSULTANT shall complete and file with the City Clerk a Form 700 Statement of Economic Interests disclosing any reportable property interests, income, gifts, investments, or business positions.

20 COMPLIANCE WITH LAW

20.1 CONSULTANT shall comply with all state and federal laws, including but not limited to, the requirement to hire only those persons authorized by federal law to work in the United States. If CONSULTANT uses any subcontractors to complete this Contract, this same requirement shall be included in all subcontracts and strictly enforced by CONSULTANT.

20.2 The law of the state of California shall govern this Contract. The venue of any legal action, either formal or informal, shall be the County of Los Angeles.

21 NOTICES

Any notice required under this Contract shall be in writing, addressed to the appropriate party at its address on the signature page and given personally or by registered or certified mail postage prepaid, or by a commercial courier service. All notices shall be effective upon the date of receipt.

22 ENTIRE CONTRACT AND AMENDMENTS

22.1 This Contract is the complete agreement between the parties and supersedes all prior proposals, agreements, and understandings between the parties and may not be modified or terminated orally.

22.2 No attempted waiver of any of the provisions hereof, nor any modification in the nature, extent or duration of the work to be performed by CONSULTANT hereunder, shall be binding unless in writing and signed by the party against whom the same is sought to be enforced.

22.3 The failure of any party to enforce against another party any provision of this Contract shall not constitute a waiver of that party's right to enforce such a provision at a later time, and shall not serve to vary the terms of this Contract.

23 ATTORNEY'S FEES

If any action at law or in equity is brought to enforce or interpret any provisions of this Contract, the prevailing party in such action shall be entitled to reasonable attorney's fees, costs and necessary disbursements, in addition to such other relief as may be sought and awarded.

In Witness Whereof, the parties hereto have caused this Contract to be executed and attested by their respective officers thereunto duly authorized.

CITY OF PALMDALE:

SIGNATURE AREA

Salvador Mendez
Assistant City Manager

SIGNATURE AREA

ADDRESS FOR NOTICE:
CITY OF PALMDALE
38250 Sierra Highway
Palmdale, CA 93550

RHA LANDSCAPE ARCHITECTS-PLANNERS, INC.:

SIGNATURE AREA

Doug Grove, RLA, LEED AP
President/Landscape Architect

ADDRESS FOR NOTICE:
RHA LANDSCAPE ARCHITECTS-PLANNERS, INC.
6840 Indiana Avenue, Suite 100
Riverside, CA 92506

APPROVE AS TO FORM:

SIGNATURE AREA

William P. Curley, III
City Attorney

ATTEST:

SIGNATURE AREA

Roxanne Faber
City Clerk

---------- INTERNAL USE ONLY ----------

□Certificate(s) and Endorsement(s) attached
□Confirmed business name on contract with certificate(s)
□Attached Agreement Checklist and met all requirements

City Council Staff Report

DATE: **MAY 6, 2025**

TO: **HONORABLE MAYOR AND CITY COUNCIL**

FROM: **PUBLIC WORKS DEPARTMENT**
CAPITAL IMPROVEMENT PROGRAM DIVISION

DISTRICT: **2**

SUBJECT: **AWARD CONSTRUCTION AGREEMENT WITH JT CONSTRUCTION GROUP, INC., FOR PN 887, MARIE KERR PARK BEST OF THE WEST CONCESSION STAND PROJECT FOR A TOTAL NOT TO EXCEED AMOUNT OF $321,193 FOR A TERM OF 45 WORKING DAYS FROM THE DATE OF THE NOTICE TO PROCEED**

RECOMMENDATION

Staff recommend that the City Council:

1. Approve Construction Agreement No. A-9273 with JT Construction Group, Inc., for PN 887, Marie Kerr Park Best of the West Concession Stand Project for a total not to exceed amount of $321,193 which includes a contract amount of $291,994 plus a 10% contingency amount of $29,199 for a term of 45 working days from the date of the Notice to Proceed; and,

2. Authorize the City Manager Pro Tem or his designee to execute Agreement No. A-9273 with JT Construction Group, Inc., including minimal and/or non-substantial changes.

BACKGROUND

Project No. 887 will construct a new concession stand to include sales of snacks and beverages. The project will consist of site preparation, ADA improvements, landscaping, and all necessary utility connections. The City has purchased a ROMTEC Concession Stand. The contractor shall be responsible for the construction of the concession stand building using the ROMTEC plans and specifications. The duration of the project to complete all site improvements and construction of the concession stand shall be 45 working days.

DISCUSSION

On March 13, 2025, the project was advertised for construction bids via the Planet Bids electronic platform. A total of 875 vendors were notified, and twenty-one (21) vendors registered as prime contractors downloaded the bid package. By the deadline on April 3, 2025, the City received three (3) bids for the project, which have been reviewed and are summarized below:

Bidder	Location	Amount
1. JT Construction Group, Inc.	Sun Valley, CA	$291,994.00
2. Deark E&C, Inc.	Fullerton, CA	$509,995.00
3. Golden Sun Firm	Tarzana, CA	$560,860.00

JT Construction Group, Inc. was found to be the lowest responsible and responsive bidder with an estimated construction cost of $291,994.

FISCAL IMPACT

$321,193; This project is funded using Measure AV funds.

STRATEGIC PLAN

Goal IV: Maintain a desirable community where everyone wants to live, work, and play.

B: Provide inclusive access to a variety of supportive services that build a resilient and healthy community.

Prepared by:	Leonardo Torres, P.E. Director of Public Works
Certified as to availability of Funds:	Janelle Samson, Director of Operations
Approved by:	Salvador Mendez, City Manager Pro Tem
Approved as to form:	Alexandra Halfman, Acting City Attorney

ATTACHMENTS

Agrmt No. A-9273 with JT Construction Group, Inc.

AGREEMENT NO. A-9273
CONSTRUCTION CONTRACT
BETWEEN THE CITY OF PALMDALE AND JT CONSTRUCTION GROUP, INC.

THIS CONTRACT (“Contract”) is made and entered into by and between City of Palmdale, a public entity ("City"), and JT CONSTRUCTION GROUP, INC., a California Corporation ("Contractor"). Contractor and City are collectively referred to herein as the “parties.” This Contract shall become effective on the date of the last signatory.

1 Scope of Work

Contractor shall complete the Project in accordance with this Contract. Contractor shall furnish all materials and perform all work required for the completion of the following Project:
Marie Kerr Park Best of the West Concession Stand Project, PN 887

The general items of work to be done hereunder consists of site preparation, landscaping, and installation of a concession stand building at the Marie Kerr Park Best of the West Softball Complex and ADA upgrades to the Marie Kerr Park Best of the West parking lot.

2 Standard Specifications

Standard Specifications for City projects are those contained in the 2021 Greenbook edition of the "Standard Specifications for Public Works Construction" (the "Greenbook"). Except as otherwise expressly provided herein, the Standard Specifications shall control the general provisions, construction materials, and construction methods for this Contract (except as amended by the Plans for the Project), the General Specifications for the Project, the Special Provisions for the Project, any technical specifications for the Project, and any other contract documents.

3 Compensation

City shall pay Contractor the total, all-inclusive, NOT-TO-EXCEED amount of Two Hundred Ninety-One Thousand Nine Hundred Ninety-Four Dollars ($291994.00) for the construction of the Project. This amount shall cover all expenses for labor, materials, and any and all other costs incurred by Contractor to satisfactorily construct the Project. Unless otherwise provided in the bid documents or agreed upon by the parties, Contractor shall submit detailed, monthly invoices for work actually performed.

4 Completion Date

The construction of the Project shall commence upon Contractor being given a written notice to proceed, and shall be completed within 45 working days.

5 Guaranty

Pursuant to the bid documents for this Project, the Contractor is required to provide a written guaranty of Contractor's work. In furtherance thereof, Contractor shall execute the written form of Guaranty attached hereto and incorporated by reference herein.

6 Licenses

At all times during the term of this Contract, Contractor shall possess a valid and current Class B Contractor's License **or Specialty Contractor License consisting of Class license** to perform the required work ("Work"). Contractor's DIR registration number is 1000602389. Contractor hereby certifies that it holds the required license(s).

7 Subcontracting

Subject to any self-performance requirements herein, Contractor may subcontract any portion of the work required by this Contract to other persons or firms, and Contractor submitted with its bid a list of those subcontractors who will perform work in an amount in excess of one-half of one percent (1%) of the Contractor's total bid, in compliance with the Subletting and Subcontracting Fair Practices Act, California Public Contract Code § 4100, et seq. Only such listed subcontractors may perform on this Project.

8 Non-Assignability

Neither this Contract nor any rights, title, interest, duties or obligations under this Contract may be assigned, transferred, conveyed or otherwise disposed of by Contractor without the prior written consent of City.

9 Administration

This Contract will be administered by the Public Works Department of the City. The Director of Public Works or his or her designee shall be considered the Project Administrator and shall have the authority to act for the City under this Contract.

10 Indemnification

To the maximum extent permitted by law, Contractor shall indemnify, protect, defend and hold harmless the City, its Board of Director, the City's officers, employees, agents, volunteers, and representatives ("Indemnitees") with respect to any and all claims, suits, actions, stop notices, liabilities and/or damages, including related expenses, attorney's fees and costs, based on, arising out of, or in any way related to the work undertaken by Contractor pursuant to this Contract, and in connection with the Project.

11 Liability Insurance

Without limiting Contractor's indemnification of City, as described in paragraph 10, and unless modified by City, Contractor shall obtain, provide and maintain, at its own expense, during the term of this Contract, a policy or policies of insurance, satisfactory to the City, from insurance carriers admitted to do business in the State of

California and rated in A.M. Best's Insurance Guide with a rating of A:VII or better, which contain the coverage described below.

11.1.1 Commercial General Liability
- $2,000,000.00 limit on a per occurrence basis
- $5,000,000.00 general aggregate limit

11.1.2 Commercial Automobile Liability
- $2,000,000.00 combined single limit including owned, non-owned and hired automobile coverage

11.1.3 Workers' Compensation and Employer's Liability
- Workers' Compensation -- coverage as required by the State of California
- Employer's Liability -- $1,000,000.00 each accident
  $1,000,000.00 policy limit bodily injury
  $1,000,000.00 each employee bodily injury by disease

11.1.4 Pollution/Environmental Liability*
- $2,000,000.00 limit on a per occurrence basis

11.2 Policies providing for bodily injury and property damage coverage shall contain the following:

A. An endorsement extending coverage to the City as an additional insured, as respects liability arising out of the performance of any work under the Contract. Such insurance shall be primary insurance, as respects the interest of the City, and any other insurance maintained by the City shall be considered excess coverage and not contributing insurance with the insurance required hereunder. The certificates shall state: "The City of Palmdale, Successor Agency to the Community Redevelopment Agency of the City of Palmdale, Palmdale Civic Authority, Housing Authority, Industrial Development Authority, Airport Authority, their officers, agents, employees and volunteers are named as additional insured".

B. "Severability of Interest" Clause.

11.3 Promptly upon execution of this Contract, and prior to commencement of any work, CONTRACTOR shall deliver to CITY certificates of insurance and endorsements to all required policies demonstrating that CONTRACTOR has the required coverage and showing the required named insured. Within five (5) days of written request from CITY, CONTRACTOR shall deliver to CITY full and complete copies of all insurance policies required by this Contract.

11.4 Said Certificates of Insurance shall provide that thirty (30) days' prior written notice of cancellation shall be given to the City in the event of cancellation and/or reduction in coverage of any nature.

11.5 The required policies of insurance shall be endorsed to waive all rights of subrogation. Contractors waives all rights of subrogation.

11.6 Acceptable Proof of Insurance:

A. ACORD Certificate of Insurance listing all coverage, limits, deductibles and insured; and endorsements for all applicable coverage if agent has authority to issue it; or additional insured Form CG20100704 and CG20370704 or equivalent must be provided for general liability coverage. Additional insured form CA0001 must be provided for automobile liability coverage.

B. Binders of insurance for all coverage. Agents must confirm that policy endorsements have been ordered from the respective insurance companies. Upon issuance, policy endorsements and a corresponding Certificate of Insurance listing all insurers and coverage must be submitted to the City Attorney.

C. *When pollution/environmental liability coverage is provided on a “claims made basis”, CONTRACTOR will continue to renew the insurance for a period of five (5) years after this Agreement expires or is terminated. Such insurance will have the same coverage and limits as the policy that was in effect during the term of this Agreement, and will cover CONTRACTOR, or its officers, employees, or agents during the time this Agreement was in effect.

11.7 The requirements as to the types and limits of insurance to be maintained by CONTRACTOR are not intended to and shall not in any manner limit or qualify CONTRACTOR’s liabilities and obligations under this Contract.

11.8 Any policy or policies of insurance that CONTRACTOR elects to carry as insurance against loss or damage to its equipment and tools or other personal property used in the performance of this Contract shall include a provision waiving the insurer’s right of subrogation against CITY.

11.9 Notwithstanding any other provision of this Contract, CITY may immediately terminate this Contract if, at any time CONTRACTOR fails to maintain the required insurance for any period of time or fails to comply with any of the insurance requirements listed above.

11.10 CONTRACTOR shall require any and all subcontractors working on its behalf to provide insurance coverages and limits that are based on the scope of work and nature of risk being performed by the subcontractor. Any and all subcontractors working on behalf of CONTRACTOR shall be subject to all other insurance requirements that are stated herein.

Any deviation in this requirement will be CONTRACTOR's sole risk. CONTRACTOR's insurance requirements in Section 11 will not be impacted and/or limited by such deviation.

12 State Labor Code

12.1 This Contract calls for work to be performed constituting public works. Contractor and all subcontractors shall pay the general prevailing rate of per diem wages as determined and as published by the State Director of the Department of Industrial Relations pursuant to Article 2 of Chapter 1 of Part 7, of Division 2 of the State Labor Code, including, but not limited to, Sections 1770, 1771, 1773, 1773.2 and 1774.

12.2 This is a public work and requires the payment of prevailing wages for the work or craft in which the worker is employed for any public work done under the contract by Contractor or by any subcontractor pursuant to Section 1771 of the Labor Code. Pursuant to the provisions of Section 1773 of the Labor Code of the State of California, the City has obtained the general prevailing rate of per diem wages and the general rate for holiday and overtime work in this locality for each craft, classification, or type of workman needed to execute this contract from the Director of the Department of Industrial Relations. These rates are on file with the City or may be obtained at http://www.dir.ca.gov/OPRL/DPreWageDetermination.htm.

Contractor shall post a copy of such wage rates at the job site and shall pay the adopted prevailing wage rates as a minimum. Contractor shall comply with the provisions of Sections 1775, 1776, 1777.5, 1777.6, and 1813 of the Labor Code. Pursuant to the provisions of 1775 of the Labor Code, Contractor shall forfeit to the City, as a penalty, not more than $200.00 for each calendar day, or portion thereof, for each laborer, worker, or mechanic employed, paid less than the stipulated prevailing rates for any work done under this Contract, by him or by any subcontractor under him, in violation of the provisions of this Agreement.

12.3 Contractors and subcontractors who are ineligible to bid for work on, or be awarded, a public works project pursuant to Labor Code Sections 1777.1 and 1777.7 are prohibited from bidding on, being awarded, or performing work as a subcontractor, on this Project pursuant to Public Contract Code Section 6109.

12.4 Contractor's attention is directed to the provisions in Sections 1774, 1775, 1776, 1777.5 and 1777.6 of the Labor Code. Contractor shall comply with the provisions in these Sections. The statutory provisions for penalties for failure to comply with the State's wage and hours laws will be enforced. Pursuant to Section 1775 of the Labor Code, the Contractor and any subcontractors, shall, as a penalty to the City forfeit the prescribed amounts per calendar day, or portion thereof, for each worker paid less than the prevailing wage rates.

12.5 Pursuant to Labor Code Section 1771.4, the Project is subject to compliance monitoring and enforcement by the California Department of Industrial Relations.

12.6 Each Contractor and subcontractor shall furnish the records specified in Labor Code Section 1776 directly to the State Labor Commissioner at least monthly in the format prescribed by the State Labor Commissioner.

12.7 Sections 1774 and 1775 require the Contractor and all subcontractors to pay not less than the prevailing wage rates to all workmen employed in the execution of the Contract and specify forfeitures and penalties for failure to do so. The minimum wages to be paid are those determined by the State Director of the Department of Industrial Relations. Section 1776 requires the Contractor and all subcontractors to keep accurate payroll records, specifies the contents thereof, their inspection and duplication procedures and certain notices required of the Contractor pertaining to their location.

12.8 Section 1777.5 of the Labor Code requires Contractor or subcontractor employing workers in any apprenticeable occupation to apply to the Joint Apprenticeship Committee nearest the site of the public works project, which administers the apprenticeship program in that trade for a certificate of approval. The certificate will also fix the ratio of apprentices to journeymen to be used in the performance of the Contract. The Contractor is required to make contributions to funds established for the administration of apprenticeship programs if he employs registered apprentices or journeymen in any apprenticeable trade and if other contractors on the public works site are making such contributions. Information relative to apprenticeship standards, contributions, wage schedules and other requirements may be obtained from the State Director of Industrial Relations or from the Division of Apprenticeship Standards. Section 1777.6 of the Labor Code provides that it shall be unlawful to refuse to accept otherwise qualified employees as registered apprentices solely on the grounds of race, religious creed, color, national origin, ancestry, sex, or age.

12.9 Eight hours labor constitutes a legal day's work, as set forth in Labor Code Section 1810. The statutory provisions for penalties for failure to comply with the State's wage and hour laws will be enforced as set forth in Labor Code Section 1813.

13 Antitrust Claims

In entering into this Agreement, Contractor offers and agrees to assign to the City all rights, title, and interest in and to all causes of action it may have under Section 4 of the Clayton Act (15 U.S.C. Sec. 15) or under the Cartwright Act (Chapter 2 (commencing with Section 16700) of Part 2 of Division 7 of the California Business and Professions Code) arising from purchases of goods, services, or materials pursuant to the Agreement. This assignment shall be made and become effective at the time the City tenders final payment to Contractor without further acknowledgment by the parties.

14 Trenching and Excavations

Pursuant to Public Contract Code Section 7104, if the Project involves trenching more than four (4) feet deep, Contractor shall promptly and before the following conditions are disturbed notify the City in writing of any:

14.1 Material that Contractor believes may be material that is hazardous waste, as defined in California Health and Safety Code Section 25117, that is required to be removed to a Class I, Class II, or Class III disposal site in accordance with provisions of existing law; and/or

14.2 Subsurface or latent physical conditions at the site differing from those indicated; and/or

14.3 Unknown physical conditions at the site of any unusual nature, different materially from those ordinarily encountered and generally recognized as inherent in work of the character provided for in the Contract.

14.4 As required by Labor Code Section 6705 and in addition thereto, whenever work under the Contract that involves an estimated expenditure in excess of twenty-five thousand dollars ($25,000) for the excavation of any trench or trenches five (5) feet or more in depth, Contractor shall submit for acceptance by City in advance of excavation, a detailed plan showing the design of shoring, bracing, sloping, or other provisions to be made for worker protection from the hazard of caving ground during the excavation, of such trench or trenches. If such plan varies from the shoring system standards established by the Construction Safety Orders of the Division of Industrial Safety, the plan shall be prepared by a registered civil or structural engineer employed by Contractor, and all costs therefor shall be included in the price of the Contract. Nothing in this provision shall be deemed to allow the use of a shoring, sloping, or other protective system less effective than that required by the Construction Safety Orders. Nothing in this provision shall be construed to impose tort liability on the City or on any City officer, agent, consultant, representative, or employee. All plans, processing and shoring costs are Contractor's responsibility and must be included in Contractor's bid.

15 Location of Existing Elements

Pursuant to Government Code Sections 4216 to 4216.9, the methods used and costs involved to locate existing elements, points of connection and all construction methods are Contractor's sole responsibility. Accuracy of information furnished, as to existing conditions, is not guaranteed. Contractor, at its sole expense, must make all investigations necessary to determine locations of existing elements, which may include, without limitation, contacting U.S.A. alert and other private underground locating firm(s), and/or utilizing potholes, specialized locating equipment and/or hand trenching.

16 Third Party Claims

Pursuant to Public Contract Code Section 9201, the City has full authority to compromise or otherwise settle any claim relating to this Contract at any time. The City shall timely notify Contractor of the receipt of any third-party claim relating to the

Contract. The City shall be entitled to recover its reasonable costs incurred in providing the notification required by Public Contract Code Section 9201(b).

17 Non-Collusion

Contractor hereby certifies that this bid is genuine and not a sham or collusive, or made in the interest or on behalf of any person or business not herein named. Contractor further certifies that Contractor has not directly or indirectly induced or solicited any other bidder to furnish a sham bid, or any other person or business to refrain from bidding, and Contractor has not in any manner sought by collusion to secure itself an advantage over any other bidder. Contractor also affirms that it has signed and submitted with its bid to the City a Non-collusion Declaration as required by Public Contract Code Section 7106.

18 Conflicts of Interest

Contractor agrees not to accept any employment or representation during the term of this Contract or within twelve (12) months after completion of the work under this Contract which is or may likely make Contractor "financially interested," as provided in Government Code Section 1090 and 87100, in any decisions made by City on any matter in connection with which Contractor has been retained pursuant to this Contract.

19 Audit

The City or its representative shall have the option of inspecting and/or auditing all records and other written materials used by Contractor in preparing its billings to the City as a condition precedent to any payment to Contractor. Contractor will promptly furnish documents requested by the City. Additionally, pursuant to Government Code Section 8546.7, if this Contract involves the expenditure of public funds in excess of ten thousand dollars ($10,000), Contractor shall be subject to State Auditor examination and audit at the request of the City or as part of any audit of the City, for a period of three (3) years after final payment under this Contract.

20 Substitute Security

Pursuant to Public Contract Code Section 22300, the substitution of securities for any moneys withheld by the City to ensure performance under a contract is permitted, except where financing will be provided by the Farmers Home Administration of the United States Department of Agriculture pursuant to the Consolidated Farm and Rural Development Act (7 U.S.C. Sec. 1921 *et seq.*) or where federal regulations or policies, or both, do not allow the substitution of securities. At the request and expense of Contractor, securities equivalent to the amount withheld shall be deposited with the City, or with a state or federally chartered bank in the State of California as the escrow agent, that shall then pay those moneys to Contractor. Upon satisfactory completion of the Contract, the securities shall be returned to Contractor.

Alternatively, Contractor may request and the City shall make payment of retentions earned directly to the escrow agent at the expense of Contractor. At the expense of Contractor, Contractor may direct the investment of the payments into securities, and Contractor shall receive the interest earned on the investments upon the same terms provided for securities deposited by Contractor. Upon satisfactory completion of the Contract, Contractor shall receive from the escrow agent all securities, interest, and payments received by the escrow agent from the City, pursuant to the terms of this section.

Securities eligible for investment shall include those listed in California Government Code Section 16430, bank or savings and loan certificates of deposit, interest-bearing demand deposit accounts, standby letters of credit, or any other security to which Contractor and the City agree in writing. Contractor shall be the beneficial owner of any securities substituted for moneys withheld and shall receive any interest thereon.

If Contractor elects to receive interest on moneys withheld in retention by the City, it shall, at the request of any subcontractor performing more than five percent (5%) of Contractor's total bid, make that option available to the subcontractor regarding any moneys withheld in retention by Contractor from the subcontractor. If Contractor elects to receive interest on any moneys withheld in retention by the City, then the subcontractor shall receive the identical rate of interest received by Contractor on any retention moneys withheld from the subcontractor by Contractor, less any actual pro rata costs associated with administering and calculating that interest. In the event that the interest rate is a fluctuating rate, the rate for the subcontractor shall be determined by calculating the interest rate paid during the time that retentions were withheld from the subcontractor. If Contractor elects to substitute securities in lieu of retention, then, by mutual consent of Contractor and its subcontractor, the subcontractor may substitute securities in exchange for the release of moneys held in retention by Contractor. No Contractor shall require any subcontractor to waive any provision of this paragraph.

The escrow agreement for security deposits in lieu of retention shall be substantially similar to the form provided in Public Contract Code Section 22300(f).

21 Claims Dispute Resolution

In the event of any dispute or controversy with the City over any matter whatsoever, the Contractor shall not cause any delay or cessation in or of Work, but shall proceed with the performance of the Work in dispute. The Contractor shall retain any and all rights provided that pertain to the resolution of disputes and protests between the parties. The Disputed Work will be categorized as an "unresolved dispute" and payment, if any, shall be as later determined by mutual agreement or a court of law. The Contractor shall keep accurate, detailed records of all Disputed Work, claims and other disputed matters.

All claims arising out of or related to the Contract documents or this Project, and the consideration and payment of such claims, are subject to the Government Claims Act (Government Code Section 810 et seq.) with regard to filing claims. All such claims are also subject to Public Contract Code Section 9204 and Public Contract Code Section 20104 et seq. (Article 1.5), where applicable. This Contract hereby incorporates those provisions as though fully set forth herein. Thus, the Contractor or any Subcontractor must file a claim in accordance with the Government Claims Act as a prerequisite to filing a construction claim in compliance with Section 9204 and Article 1.5 (if applicable), and must then adhere to Section 9204 and Article 1.5 (as applicable), pursuant to the definition of "claim" as individually defined therein.

22 Non-discrimination and Equal Employment Opportunity

22.1 In performance of this Contract, CONTRACTOR shall not discriminate against any employee, subcontractor, or applicant for employment because of sex, color, race, religion, ancestry, national origin, disability, medical condition including the medical condition of Acquired Immune Deficiency Syndrome (AIDS) or any condition related thereto, marital status, sexual orientation, age, gender, gender identity, gender expression, genetic information, or military and veteran status. CONTRACTOR will take affirmative action to ensure that applicants are employed, and that employees are treated during employment, without regard to their sex, color, race, religion, ancestry, national origin, disability, medical condition including the medical condition of Acquired Immune Deficiency Syndrome (AIDS) or any condition related thereto, marital status, sexual orientation, age, gender, gender identity, gender expression, genetic information, or military and veteran status . Affirmative action relating to employment shall include, but not be limited to the following: employment, upgrading, demotion or transfer; recruitment; layoff or termination; rates of pay or other forms of compensation; and selection for training, including apprenticeship.

22.2 The provisions of subsection 16.1 above shall be included in all solicitations or advertisements placed by or on behalf of CONTRACTOR for personnel to perform any services under this Contract. CITY shall have access to all documents, data and records of CONTRACTOR and its subcontractors for purposes of determining compliance with the equal employment opportunity and non-discrimination provisions of this Section, and all applicable provisions of Executive Order No. 11246 which is incorporated herein by this reference. A copy of Executive Order No. 11246 is available for inspection at, and on file with, the Palmdale City Clerk's Office.

23 Integration

This Contract supersedes any and all agreements, either oral or written, between the parties hereto with respect to the construction of the Project by Contractor for City and contains all of the covenants and agreements between the parties with respect to the construction of the Project. Each party to this Contract acknowledges that no representations, inducements, promises, or agreements, orally or otherwise, have been made with regard to the construction of the Project by any party, or anyone acting on behalf of any party, which are not embodied herein, and that no other agreement, statement, or promise regarding work not contained in this Contract shall

be valid or binding. Any modification or amendment of this Contract will be effective only if it is in writing and signed by the parties to this Contract. Any changes to the work required by this Contract will be by change order signed by the parties.

24 Governing Law

This Contract will be governed by and construed in accordance with the laws of the State of California without reference to change of venue laws. Any legal action in which enforcement of the terms and conditions of this Contract is requested, or in which it is alleged that a breach of this Contract has taken place, shall be filed and prosecuted in the County of Los Angeles, California.

25 Successors and Assigns

The terms and conditions of this Contract shall be binding on the successors and assigns of the parties to this Contract.

26 Exhibits

The exhibits and attachments referenced in this Contract are attached hereto and incorporated herein by this reference as though set forth in full in the Contract.

27 Authority to Sign

The person or persons executing this Contract on behalf of the Contractor warrant and represent that they have the authority to execute this Contract on behalf of the Contractor and have the authority to bind Contractor to the construction of the Project.

28 Time is of the Essence

Time is of the essence in every provision of this Agreement in which time to perform is a factor.

29 American Rescue Plan Funding

CONTRACTOR, understands, acknowledges, and agrees that the funding source for its work is from the American Rescue Plan, Coronavirus State and Local Fiscal Recovery Funds (collectively “ARPA”) and as such, CONTRACTOR is required to comply with the regulations associated with ARPA funds pursuant to 31 CFR Part 35. Those regulations and reporting requirements are set forth in Exhibit “A” attached hereto and incorporated herein by reference. By executing this Contract, CONTRACTOR agrees to comply with all such regulations and reporting requirements and shall familiarize itself with those requirements.

30 Debarment and Suspension Certification
Title 2, Code of Federal Regulations, Part §180.300
The bidder, under penalty of perjury, certifies that, except as noted in a separate document, he/she or any other person associated therewith in the capacity of owner, partner, director, officer, or manager:

- is not currently under suspension, debarment, voluntary exclusion, or determination of ineligibility by any Federal agency;
- has not been suspended, debarred, voluntarily excluded or determined ineligible by any Federal agency within the past 3 years;
- does not have a proposed debarment pending; and
- has not been indicted, convicted, or had a civil judgment rendered against it by a court of competent jurisdiction in any matter involving fraud or official misconduct within the past 3 years.

In Witness Whereof, the parties hereto have caused this Contract to be executed and attested by their respective officers thereunto duly authorized.

CITY OF PALMDALE

SIGNATURE AREA

Salvador Mendez Date
City Manager Pro Tem

SIGNATURE AREA

ADDRESS FOR NOTICE:
CITY OF PALMDALE
38250 Sierra Highway
Palmdale, CA 93550

APPROVE AS TO FORM:

SIGNATURE AREA

William P. Curley, III
City Attorney

ATTEST:

SIGNATURE AREA

Roxanne Faber
City Clerk

JT CONSTRUCTION GROUP, INC.

SIGNATURE AREA

Emil Amyan Date
Project Manager

ADDRESS FOR NOTICE:
JT CONSTRUCTION GROUP, INC.
9919 La Tuna Canyon Road
Sun Valley, CA 91352

ATTEST: If Corporation

SIGNATURE AREA

Secretary

[Signatures of contractor must be notarized. Obtain two corporate signatures if contractor is a corporation.]

EXHIBIT "A"
ARPA REQUIREMENTS

RECITAL:
On March 11, 2021, the American Rescue Plan Act ("ARP Act") was signed into law. The ARP Act was intended to provide increased aid to individuals, families, businesses, and governments affected by the COVID-19 pandemic. The ARP Act established and funded the Coronavirus State and Local Fiscal Recovery Funds (the "CSLFRF"), which included two hundred forty (240) billion dollars for state, territorial, local, and Tribal governments that are being used to fight the pandemic and accelerate local economic recovery.

MANDATORY CONTRACT PROVISIONS FOR ARP ACT EXPENDITURES:
Procurement processes for expenditures using American Rescue Plan Act (ARPA) funds generally follow state and local rules. In most cases, city procurement policies will satisfy the federal requirements. One notable difference is that federal procurement regulations mandate specific contract provisions in certain circumstances. There are no requirements for contracts or expenditures of less than $10,000. However, using ARPA funds for contracts in excess of $10,000 triggers the mandatory contract provisions in 2 CFR Part 200, Appendix II.

Most contract provisions are required only on those exceeding $100,000 or those for construction projects of any amount. However, mandatory contract provisions will apply if a city obligates ARPA funds to a contract that exceeds $100,000.

For ease of administration, below is an explanation of the mandatory contract provisions and model language necessary for compliance with federal law disclosures.

2 C.F.R. PART 200: APPENDIX II, CONTRACT PROVISIONS

- For contracts over $10,000, cities must include a provision that addresses termination for cause and convenience by the local government, including the process for termination and the basis for settlement.
- For contracts over $100,000, cities must include a provision that addresses administrative, contractual, or legal remedies if a contractor violates or breaches the contract, including sanctions and penalties for the breach.
- In accepting the ARPA award, local governments agreed to include an EEO statement in any federally assisted construction contract defined in 41 CFR Part 60-1.3. A federally assisted construction contract is defined as follows:
    - Any agreement or modification thereof between any applicant and a person for construction work which is paid for in whole or in part with funds obtained from the government or borrowed on the credit of the government pursuant to any federal program involving a grant, contract, loan, insurance, or guarantee, or undertaken pursuant to any federal program involving such grant, contract, loan, insurance, or guarantee, or any application or modification thereof approved by the government

for a grant, contract, loan, insurance, or guarantee under which the applicant itself participates in the construction work.

EQUAL EMPLOYMENT OPPORTUNITY:

During the performance of this contract, the contractor agrees as follows:

(1) The contractor will not discriminate against any employee or applicant for employment because of race, color, religion, sex, sexual orientation, gender identity, or national origin. The contractor will take affirmative action to ensure that applicants are employed and that employees are treated during employment without regard to their race, color, religion, sex, sexual orientation, gender identity, or national origin. Such action shall include, but not be limited to the following:

1. *Employment, upgrading, demotion, or transfer; recruitment or recruitment advertising; layoff or termination; rates of pay or other forms of compensation; and selection for training, including apprenticeship. The contractor agrees to post in conspicuous places, available to employees and applicants for employment, notices to be provided setting forth the provisions of this nondiscrimination clause.*
2. *The contractor will, in all solicitations or advertisements for employees placed by or on behalf of the contractor, state that all qualified applicants will receive consideration for employment without regard to race, color, religion, sex, sexual orientation, gender identity, or national origin.*
3. *The contractor will not discharge or in any other manner discriminate against any employee or applicant for employment because such employee or applicant has inquired about, discussed, or disclosed the compensation of the employee or applicant or another employee or applicant. This provision shall not apply to instances in which an employee who has access to the compensation information of other employees or applicants as a part of such employee's essential job functions discloses the compensation of such other employees or applicants to individuals who do not otherwise have access to such information, unless such disclosure is in response to a formal complaint or charge, in furtherance of an investigation, proceeding, hearing, or action, including an investigation conducted by the employer, or is consistent with the contractor's legal duty to furnish information.*
4. *The contractor will send to each labor union or representative of workers with which he has a collective bargaining agreement or other contract or understanding a notice to be provided advising the said labor union or workers' representatives of the contractor's commitments under this section and shall post copies of the notice in conspicuous places available to employees and applicants for employment.*
5. *The contractor will comply with all provisions of Executive Order 11246 of September 24, 1965, and of the rules, regulations, and relevant orders of the Secretary of Labor.*
6. *The contractor will furnish all information and reports required by Executive Order 11246 of September 24, 1965, and by rules, regulations, and orders of the Secretary of Labor, or pursuant thereto, and will permit access to his books, records, and accounts by the administering agency and the Secretary*

of Labor for purposes of investigation to ascertain compliance with such rules, regulations, and orders.

7. *In the event of the contractor's noncompliance with the nondiscrimination clauses of this contract or with any of the said rules, regulations, or orders, this contract may be canceled, terminated, or suspended in whole or in part, and the contractor may be declared ineligible for further government contracts or federally assisted construction contracts in accordance with procedures authorized in Executive Order 11246 of September 24, 1965, and such other sanctions may be imposed and remedies invoked as provided in Executive Order 11246 of September 24, 1965, or by rule, regulation, or order of the Secretary of Labor, or as otherwise provided by law.*
8. *The contractor will include the portion of the sentence immediately preceding paragraph (1) and the provisions of paragraphs (1) through (8) in every subcontract or purchase order unless exempted by rules, regulations, or orders of the Secretary of Labor issued pursuant to section 204 of Executive Order 11246 of September 24, 1965, so that such provisions will be binding upon each subcontractor or vendor. The contractor will take such action with respect to any subcontract or purchase order as the administering agency may direct as a means of enforcing such provisions, including sanctions for noncompliance:*

***Provided**, however, that in the event a contractor becomes involved in or is threatened with litigation with a subcontractor or vendor as a result of such direction by the administering agency, the contractor may request the United States to enter into such litigation to protect the interests of the United States.*

Contracts that are in excess of $100,000 and involve the employment of mechanics or laborers must include provisions requiring compliance with the Contract Work Hours and Safety Standards Act as follows:

(1) Overtime requirements: No contractor or subcontractor contracting for any part of the contract work which may require or involve the employment of laborers or mechanics shall require or permit any such laborer or mechanic in any workweek in which he or she is employed on such work to work in excess of forty hours in such a workweek unless such laborer or mechanic receives compensation at a rate not less than one and one-half times the basic rate of pay for all hours worked in excess of forty hours in such a workweek.

(2) Violation: liability for unpaid wages; liquidated damages. In the event of any violation of the clause set forth in paragraph (1) of this section, the contractor and any subcontractor responsible therefor shall be liable for the unpaid wages. In addition, such contractor and subcontractor shall be liable to the United States (in the case of work done under contract for the District of Columbia or a territory, to such District or to such territory) for liquidated damages. Such liquidated damages shall be computed with respect to each individual laborer or mechanic, including watchmen and guards, employed in violation of the clause set forth in paragraph (1) of this section, in the sum of $10 for each calendar day on which such individual was required or permitted to work in excess of the standard workweek of forty hours without payment of the overtime wages required by the clause set forth in paragraph (1) of this section.

(3) Withholding for unpaid wages and liquidated damages. The City of Palmdale shall upon its own action or upon written request of an authorized representative of the Department of Labor withhold or cause to be withheld, from any moneys payable on account of work performed by the contractor or subcontractor under any such contract or any other federal contract with the same prime contractor, or any other federally-assisted contract subject to the Contract Work Hours and Safety Standards Act, which is held by the same prime contractor, such sums as may be determined to be necessary to satisfy any liabilities of such contractor or subcontractor for unpaid wages and liquidated damages as provided in the clause set forth in paragraph (2) of this section.

(4) Subcontracts. The contractor or subcontractor shall insert in any subcontracts the clauses set forth in paragraph (1) through (4) of this section and also a clause requiring the subcontractors to include these clauses in any lower-tier subcontracts. The prime contractor shall be responsible for compliance by any subcontractor or lower-tier subcontractor with the clauses set forth in paragraphs (1) through (4) of this section.

Contracts and subgrants in excess of $150,000 must contain a provision that requires the non-federal award to agree to comply with all applicable standards, orders, or regulations of the Clean Air Act and Federal Water Pollution Control Act.

CLEAN AIR ACT

(1) The contractor agrees to comply with all applicable standards, orders, or regulations issued pursuant to the Clean Air Act, as amended, 42 U.S.C. § 7401 et seq.

(2) The contractor agrees to report each violation to the City of Palmdale and understands and agrees that the City of Palmdale will, in turn, report each violation as required to assure notification to the Treasury Department and the appropriate Environmental Protection Agency Regional Office.

(3) The contractor agrees to include these requirements in each subcontract exceeding $100,000 financed in whole or in part with American Rescue Plan Act funding.

FEDERAL WATER POLLUTION CONTROL ACT

(1) The contractor agrees to comply with all applicable standards, orders, or regulations issued pursuant to the Federal Water Pollution Control Act, as amended, 33 U.S.C. 1251 et seq.

(2) The contractor agrees to report each violation to the City of Palmdale and understands and agrees that the City of Palmdale will, in turn, report each violation as required to assure notification to the Treasury Department and the appropriate Environmental Protection Agency Regional Office.

(3) The contractor agrees to include these requirements in each subcontract exceeding $100,000 financed in whole or in part with American Rescue Plan Act funds.

Federal Water Pollution Control Act

(1) The contractor agrees to comply with all applicable standards, orders, or regulations issued pursuant to the Federal Water Pollution Control Act, as amended, 33 U.S.C. 1251 et seq.

(2) The contractor agrees to report each violation to the City of Palmdale and understands and agrees that the City of Palmdale will, in turn, report each violation as required to assure notification to the Treasury Department and the appropriate Environmental Protection Agency regional office.

(3) The contractor agrees to include these requirements in each subcontract exceeding $100,000 financed in whole or in part with American Rescue Plan Act funds.

In order to contract with the City, all parties must:

(a) Be registered in SAM.gov (https://sam.gov/content/home); and
(b) Maintain an active SAM registration with current information, including information on a recipient's immediate and highest-level owner and subsidiaries; and
(c) Provide its unique entity identifier to the City before a contract is executed; and
(d) Not have an active exclusion record on SAM.gov which would indicate the entity has been debarred.

As of April of 2022, all entities doing business with the federal government must use a Unique Entity ID created in SAM.gov The federal government has stopped using the DUNS number to uniquely identify entities.

Byrd Anti-Lobbying Amendment, 31 U.S.C. § 1352: Contractors that apply for a bid or award exceeding $100,000 must file the required certification that it will not and has not used federal appropriated funds to pay any person or organization for influencing or attempting to influence an officer or employee of any agency. Cities should include the Byrd Anti-Lobbying contract clause is as follows:

Contractors who apply or bid for an award of $100,000 or more shall file the required certification. Each tier certifies to the tier above that it will not and has not used federal appropriated funds to pay any person or organization for influencing or attempting to influence an officer or employee of any agency, a member of Congress, officer or employee of Congress, or an employee of a member of Congress in connection with obtaining any federal contract, grant, or any other award covered by 31 U.S.C. § 1352. Each tier shall also disclose any lobbying with non-federal funds that takes place in connection with obtaining any federal award. Such disclosures are forwarded from tier to tier, up to the recipient.

BUY AMERICA PREFERENCE IN FEDERAL FINANCIAL ASSISTANCE PROGRAMS FOR INFRASTRUCTURE – RESTORE ACT

On November 15, 2021, President Biden signed into law the Infrastructure Investment and Jobs Act ("IIJA"), Pub. L. No. 117-58, which includes the Build America, Buy America Act ("the Act"). Pub. L. No. 117-58, §§ 70901-52. The Act strengthens Made in America Laws and will bolster America's industrial base, protect national security,

and support high-paying jobs. The Act requires that no later than May 14, 2022—180 days after the enactment of the IIJA—the head of each covered Federal agency shall ensure that "none of the funds made available for a Federal financial assistance program for infrastructure, including each deficient program, may be obligated for a project unless all of the iron, steel, manufactured products, and construction materials used in the project are produced in the United States."
RESTORE Act - Buy America Preference | U.S. Department of the Treasury."

TITLE VI OF THE CIVIL RIGHTS ACT OF 1964

In addition to other provisions required by the Federal agency or non-Federal entity, all contracts made by the non-Federal entity under the Federal award must contain provisions covering the following, as applicable.

1. Recipient ensures its current and future compliance with Title VI of the Civil Rights Act of 1964, as amended, which prohibits exclusion from participation, denial of the benefits of, or subjection to discrimination under programs and activities receiving federal financial assistance, of any person in the United States on the ground of race, color, or national origin (42 U.S.C. § 2000d et seq.), as implemented by the Department of the Treasury Title VI regulations at 31 CFR Part 22 and other pertinent executive orders such as Executive Order 13166, directives, circulars, policies, memoranda, and/or guidance documents.

2. Recipient acknowledges that Executive Order 13166, "Improving Access to Services for Persons with Limited English Proficiency," seeks to improve access to federally assisted programs and activities for individuals who, because of national origin, have Limited English proficiency (LEP). Recipient understands that denying a person access to its programs, services, and activities because of LEP is a form of national origin discrimination prohibited under Title VI of the Civil Rights Act of 1964 and the Department of the Treasury's implementing regulations. Accordingly, Recipient shall initiate reasonable steps, or comply with the Department of the Treasury's directives, to ensure that LEP persons have meaningful access to its programs, services, and activities. Recipient understands and agrees that meaningful access may entail providing language assistance services, including oral interpretation and written translation where necessary, to ensure effective communication in the Recipient's programs, services, and activities.

3. Recipient agrees to consider the need for language services for LEP persons when Recipient develops applicable budgets and conducts programs, services, and activities. As a resource, the Department of the Treasury has published its LEP guidance at 70 FR 6067. For more information on taking reasonable steps to provide meaningful access for LEP persons, please visit http://www.lep.gov.

4. Recipient acknowledges and agrees that compliance with the assurances constitutes a condition of continued receipt of federal financial assistance and is binding upon Recipient and Recipient's successors, transferees, and assignees for the period in which such assistance is provided.

5. Recipient acknowledges and agrees that it must require any sub-grantees, contractors, subcontractors, successors, transferees, and assignees to comply with assurances 1-4 above, and agrees to incorporate the following language in every contract or agreement subject to Title VI and its regulations between the Recipient and the Recipient's sub-grantees, contractors, subcontractors, successors, transferees, and assignees:

> *The sub-grantee, contractor, subcontractor, successor, transferee, and assignee shall comply with Title VI of the Civil Rights Act of 1964, which prohibits recipients of federal financial assistance from excluding from a program or activity, denying benefits of, or otherwise discriminating against a person on the basis of race, color, or national origin (42 U.S.C. § 2000d et seq.), as implemented by the Department of the Treasury's Title VI regulations, 31 CFR Part 22, which are herein incorporated by reference and made a part of this contract (or agreement). Title VI also includes protection to persons with "Limited English Proficiency" in any program or activity receiving federal financial assistance, 42 U.S.C. § 2000d et seq., as implemented by the Department of the Treasury's Title VI regulations, 31 CFR Part 22, and herein incorporated by reference and made a part of this contract or agreement*.

6. Recipient understands and agrees that if any real property or structure is provided or improved with the aid of federal financial assistance by the Department of the Treasury, this assurance obligates the Recipient, or in the case of a subsequent transfer, the transferee, for the period during which the real property or structure is used for a purpose for which the federal financial assistance is extended or for another purpose involving the provision of similar services or benefits. If any personal property is provided, this assurance obligates the Recipient for the period during which it retains ownership or possession of the property.

7. Recipient shall cooperate in any enforcement or compliance review activities by the Department of the Treasury of the aforementioned obligations. Enforcement may include investigation, arbitration, mediation, litigation, and monitoring of any settlement agreements that may result from these actions. The Recipient shall comply with information requests, on-site compliance reviews and reporting requirements.

8. Recipient shall maintain a complaint log and inform the Department of the Treasury of any complaints of discrimination on the grounds of race, color, or national origin, and limited English proficiency covered by Title VI of the Civil Rights Act of 1964 and implementing regulations and provide, upon request, a list of all such reviews or proceedings based on the complaint, pending or completed, including outcome. Recipient also must inform the Department of the Treasury if Recipient has received no complaints under Title VI.

9. Recipient must provide documentation of an administrative agency's or court's findings of non-compliance of Title VI and efforts to address the non-compliance, including any voluntary compliance or other agreements between the Recipient and the administrative agency that made the finding. If the Recipient settles a case or matter alleging such discrimination, the Recipient must provide documentation of the

settlement. If Recipient has not been the subject of any court or administrative agency finding of discrimination, please so state.

10. If the Recipient makes sub-awards to other agencies or other entities, the Recipient is responsible for ensuring that sub-recipients also comply with Title VI and other applicable authorities covered in this document State agencies that make sub-awards must have in place standard grant assurances and review procedures to demonstrate that that they are effectively monitoring the civil rights compliance of subrecipients.

The United States of America has the right to seek judicial enforcement of the terms of this assurances document and nothing in this document alters or limits the federal enforcement measures that the United States may take in order to address violations of this document or applicable federal law.

Under penalty of perjury, the undersigned official(s) certifies that official(s) has read and understood the Recipient's obligations as herein described, that any information submitted in conjunction with this assurances document is accurate and complete, and that the Recipient is in compliance with the aforementioned nondiscrimination requirements.

ARPA Regulations, 31 CFR Part 35 ("Regulations") are incorporated herein and made a part of this Contract.

CONTRACTOR agrees to be bound by the reporting requirements set out in the Regulations. This includes submitting quarterly reports by the 15th of the month following the end of each quarter to the Director of Finance. The reports must include, but is not limited to, the use of the funds, documentation/receipts of the funds spent, description of the project and status of completion of the project. The Director of Finance may require additional information of CONTRACTOR for compliance with ARPA Regulations.

CONTRACTOR, in the performance of this Contract and as a sub-recipient of ARPA funds, as well as all of its subcontractors, must comply with the following:

1. CONTRACTOR, and any and all of its subcontractors, must ensure that they do not deny benefits, services or otherwise discriminate on the basis of race, color, national origin (including limited English proficiency), disability, age, or sex (including sexual orientation and gender identity) in accordance with Title VI of the Civil Rights Act of 1964, Public Law 88-352, 42 U.S.C. 2000d-1 et seq., and the Department's implementing regulations, 31 CFR part 22; Section 504 of the Rehabilitation Act of 1973 (Section 504), Public Law 93-112, as amended by Public Law 93-516, 29 U.S.C. 794; Title IX of the Education Amendments of 1972 (Title IX), 20 U.S.C. 1681 et seq., and the Department's implementing regulations, 31 CFR part 28; Age Discrimination Act of 1975, Public Law 94-135, 42 U.S.C. 6101 et seq., and the Department implementing regulations at 31 CFR part 23. CONTRACTOR will be required to submit data showing compliance with the above.

2. Universal Identifier and System for Award Management (SAM), 2 C.F.R. Part 25, pursuant to which the award term set forth in Appendix A to 2 C.F.R. Part 25 is hereby incorporated by reference.
3. Reporting Subaward and Executive Compensation Information, 2 C.F.R. Part 170, pursuant to which the award term set forth in Appendix A to 2 C.F.R. Part 170 is hereby incorporated by reference.
4. OMB Guidelines to Agencies on Governmentwide Debarment and Suspension (Nonprocurement), 2 C.F.R. Part 180, including the requirement to include a term or condition in all lower-tier covered transactions. (2 C.F.R. Part 180, subpart B) and that the award is subject to 2 C.F.R. Part 180 and Treasury's implementing regulation at 31 C.F.R. Part 19.
5. The Uniform Administrative Requirements, Cost Principles, and Audit Requirements for Federal Awards found at 2 CFR Part 200 Appendix II.
6. Recipient Integrity and Performance Matters, pursuant to which the award term set forth in 2 C.F.R. Part 200, Appendix XII to Part 200 is hereby incorporated by reference.
7. Governmentwide Requirements for Drug-Free Workplace, 31 C.F.R. Part 20.
8. New Restrictions on Lobbying, 31 C.F.R. Part 21
9. Uniform Relocation Assistance and Real Property Acquisitions Act of 1970 (42 U.S.C. §§ 4601-4655) and implementing regulations.
10. Section 2 CFR 200.323 regarding Section 6002 of the Solid Waste Disposal Act, as amended by the Resource Conservation and Recovery Act (EPA guidelines at 40 CFR Part 247).
11. Section 200.322 of 2 CFR 200.322, Domestic preferences for procurements.
12. Generally applicable federal environmental laws and regulations.

---------- INTERNAL USE ONLY ----------

□Certificate(s) and Endorsement(s) attached
□Confirmed business name on contract with certificate(s)
□Attached Worker's Compensation Certificate and Guaranty
□Attached Agreement Checklist and met all requirements
□Attached 2 CFR 200 Checklist
□Attached Subrecipient Contractor Determination

City Council Staff Report

DATE: **MAY 6, 2025**

TO: **HONORABLE MAYOR AND CITY COUNCIL**

FROM: **PUBLIC WORKS DEPARTMENT**
CAPITAL IMPROVEMENT PROGRAM DIVISION

DISTRICT: **ALL**

SUBJECT: **AWARD AGREEMENT WITH MANHOLE ADJUSTING, INC., FOR CONSTRUCTION SERVICES FOR PN 911, FY 2025-26 LOCAL STREET RESURFACING PROJECT FOR A TOTAL NOT TO EXCEED AMOUNT OF $5,677,916 FOR A TERM OF 90 WORKING DAYS FROM THE DATE OF THE NOTICE TO PROCEED**

RECOMMENDATION

Staff recommend that the City Council:

1. Approve Agreement No. A-9261 with Manhole Adjusting, Inc., for construction services for PN 911, FY 2025-26 Local Street Resurfacing Project for a total not to exceed amount of $5,677,916, which includes a contract amount of $5,161,742, plus a 10% contingency amount of $516,174 for a term of 90 working days from the date of the Notice to Proceed; and,

2. Authorize the City Manager Pro Tem or his designee to execute the Agreement No. A-9261 with Manhole Adjusting, Inc., including minimal and/or non-substantial changes.

BACKGROUND

Project No. 911 will provide slurry sealing, cape sealing, and mill and overlay paving on over 2.25 million square feet of local streets in various neighborhoods in the City, shown in the Project Map, Exhibit A. Project design was completed by City staff. Streets were selected based on current pavement condition indices, visual assessment of the existing surface condition, and effective distribution across all districts.

Slurry sealing is the application of a recycled asphalt emulsion that provides a new driving surface and rejuvenates the existing underlying pavement. Cape sealing is a sustainable pavement surface treatment that is ideal for local streets in moderately distressed conditions. Installation of slurry seals includes notifications, temporary on-street parking

restrictions, surface preparation (weed spraying and crack sealing), localized repairs, application of the recycled-material slurry seal, and restriping where necessary. Installation of cape seals is the same; however, an asphalt rubber aggregate membrane (ARAM) chip seal is applied before the slurry seal.

One neighborhood in the project (designated as Area #04), near Avenue R and 20th Street East, will receive a mill, an asphalt-concrete leveling course, and a new conventional asphalt overlay. Pavement conditions in this area are poor to very poor, with PCIs generally within the 15 to 35 range. The existing surface condition with extensive cracking and surface failures requires milling and new asphalt to provide a new, effective, long-lasting driving surface.

Slurry sealing is a standard pavement preservation treatment that provides a new driving surface expected to last 5 to 7 years. The ARAM cape seal treatment is expected to extend the life of the existing pavement surface by an additional 10 to 12 years. With ongoing pavement preservation practices, new conventional asphalt pavement in the mill and overlay areas is expected to last up to 25 years.

DISCUSSION

On March 5, 2025, the project was advertised for construction bids through the Planet Bids electronic platform. Eleven (11) vendors registered as prime contractors. By the bid deadline on April 8, 2025, the City received three (3) electronic bids, which are summarized below:

Bidder	Location	Amount
1. Manhole Adjusting, Inc.	Pico Rivera, CA	$5,161,742
2. American Pavement Systems, Inc.	Modesto, CA	$5,705,615
3. C.A. Rasmussen, Inc.	Valencia, CA	$7,229,200

Manhole Adjusting, Inc., was found to be the lowest bidder, was responsive to all bid requirements, and has secured a 10% bid bond as required. In recent years, Manhole Adjusting Inc. has completed several projects for the City, including street resurfacing Projects No. 847, 806, 781, and 747. They also listed references for completed local and minor arterial resurfacing projects in the cities of Riverside, Pico Rivera, and Montebello between the spring/summer of 2022 through 2024.

Manhole Adjusting, Inc., provided a construction cost of $5,161,742. The contract will allow a 10% contingency of $516,174.

FISCAL IMPACT

$5,677,916; This project is funded using Gas Tax and Article 8. Sufficient funds are budgeted and available in FY 2024-25.

STRATEGIC PLAN

Goal III: Invest in infrastructure to improve community livability.

C. Plan and maintain safe and attractive neighborhoods, streets, facilities, and public spaces with exciting programming that promotes active fun for everyone.

Prepared by:	Leonardo Torres, P.E. Director of Public Works
Certified as to availability of Funds:	Janelle Samson, Director of Operations
Approved by:	Salvador Mendez, City Manager Pro Tem
Approved as to form:	Alexandra Halfman, Acting City Attorney

ATTACHMENTS

Agrmt No. A-9261 with Manhole Adjusting, Inc.
Exh. A Project Map

AGREEMENT NO. A- 9261
CONSTRUCTION CONTRACT
BETWEEN THE CITY OF PALMDALE AND MANHOLE ADJUSTING, INC.

THIS CONTRACT (“Contract”) is made and entered into by and between City of Palmdale, a public entity ("City"), and MANHOLE ADJUSTING, INC., a California Corporation ("Contractor"). Contractor and City are collectively referred to herein as the “parties.” This Contract shall become effective on the date of the last signatory.

1 Scope of Work

Contractor shall complete the Project in accordance with this Contract. Contractor shall furnish all materials and perform all work required for the completion of the following Project:

Local street resurfacing using slurry, ARAM cape seal, and mill and overlay methods. Scope includes but is not limited to: traffic control plan development and implementation, SWPPP \ BMPs, public notifications, permitting, geolocation of utilities at surface; application of ARAM cape seal on local streets per the 2024 SPPWC; slurry-sealing; cul-de-sac and intersection stop-point treatments with conventional AC overlay; micro-milling; milling; paving; localized repairs; v-ditch resurfacing; utility adjustment; and striping inventory and replacement, all in accordance with the project plans and specifications.

2 Standard Specifications

Standard Specifications for City projects are those contained in the 2024 Greenbook edition of the "Standard Specifications for Public Works Construction" (the "Greenbook"). Except as otherwise expressly provided herein, the Standard Specifications shall control the general provisions, construction materials, and construction methods for this Contract (except as amended by the Plans for the Project), the General Specifications for the Project, the Special Provisions for the Project, any technical specifications for the Project, and any other contract documents.

3 Compensation

City shall pay Contractor the total, all-inclusive, NOT-TO-EXCEED amount of Five Million One Hundred Sixty One Thousand Seven Hundred Forty Two Dollars ($5161742) for the construction of the Project. This amount shall cover all expenses for labor, materials, and any and all other costs incurred by Contractor to satisfactorily construct the Project. Unless otherwise provided in the bid documents or agreed upon by the parties, Contractor shall submit detailed, monthly invoices for work actually performed.

4 Completion Date

The construction of the Project shall commence upon Contractor being given a written notice to proceed, and shall be completed within 90 working days of said notice.

5 Payment and Performance Bonds; Guaranty

Unless otherwise expressly provided in the bid documents, prior to commencing work, Contractor shall provide a payment bond and performance bond, each in an amount equal to 100% of the projected annual recurring services price for each year of the term of the contract. Contractor shall submit all bonds electronically through Surety 2000. Pursuant to the bid documents for this Project, the Contractor is required to provide a written guaranty of Contractor's work. In furtherance thereof, Contractor shall execute the written form of Guaranty attached hereto and incorporated by reference herein.

6 Licenses

At all times during the term of this Contract, Contractor shall possess a valid and current Class A Contractor's License **consisting of Class A licensee** to perform the required work ("Work"). Contractor's DIR registration number is 1000004104. Contractor hereby certifies that it holds the required license(s).

7 Subcontracting

Subject to any self-performance requirements herein, Contractor may subcontract any portion of the work required by this Contract to other persons or firms, and Contractor submitted with its bid a list of those subcontractors who will perform work in an amount in excess of one-half of one percent (1%) of the Contractor's total bid, in compliance with the Subletting and Subcontracting Fair Practices Act, California Public Contract Code § 4100, et seq. Only such listed subcontractors may perform on this Project.

8 Non-Assignability

Neither this Contract nor any rights, title, interest, duties or obligations under this Contract may be assigned, transferred, conveyed or otherwise disposed of by Contractor without the prior written consent of City.

9 Administration

This Contract will be administered by the Public Works Department of the City. The Director of Public Works or his or her designee shall be considered the Project Administrator and shall have the authority to act for the City under this Contract.

10 Indemnification

To the maximum extent permitted by law, Contractor shall indemnify, protect, defend and hold harmless the City, its Board of Director, the City's officers, employees, agents, volunteers, and representatives ("Indemnitees") with respect to any and all claims, suits, actions, stop notices, liabilities and/or damages, including related expenses, attorney's fees and costs, based on, arising out of, or in any way related to the work undertaken by Contractor pursuant to this Contract, and in connection with the Project.

11 Liability Insurance

11.1 Without limiting Contractor's indemnification of City, as described in paragraph 10, and unless modified by City, Contractor shall obtain, provide and maintain, at its own expense, during the term of this Contract, a policy or policies of insurance, satisfactory to the City, from insurance carriers admitted to do business in the State of California and rated in A.M. Best's Insurance Guide with a rating of A:VII or better, which contain the coverage described below.

11.1.1 <u>Commercial General Liability</u>
- $2,000,000.00 limit on a per occurrence basis
- $4,000,000.00 general aggregate limit

11.1.2 <u>Commercial Automobile Liability</u>
- $5,000,000.00 combined single limit including owned, non-owned and hired automobile coverage

11.1.3 <u>Workers' Compensation and Employer's Liability</u>
- Workers' Compensation -- coverage as required by the State of California
- Employer's Liability
  $1,000,000 each accident
  $1,000,000.00 policy limit bodily injury
  $1,000,000.00 each employee bodily injury by disease

11.1.4 Pollution/Environmental Liability*
- $2,000,000.00 limit on a per occurrence basis

1.1.4 Professional Liability (Errors & Omissions)*
- $2,000,000.00 limit on a per occurrence basis

11.2 Policies providing for bodily injury and property damage coverage shall contain the following:

A. An endorsement extending coverage to the City as an additional insured, as respects liability arising out of the performance of any work under the Contract. Such insurance shall be primary insurance, as respects the interest of the City,

and any other insurance maintained by the City shall be considered excess coverage and not contributing insurance with the insurance required hereunder. The certificates shall state: “The City of Palmdale, Successor Agency to the Community Redevelopment Agency of the City of Palmdale, Palmdale Civic Authority, Housing Authority, Industrial Development Authority, Airport Authority, their officers, agents, employees and volunteers are named as additional insured”.

B. “Severability of Interest” Clause.

11.3 Promptly upon execution of this Contract, and prior to commencement of any work, CONTRACTOR shall deliver to CITY certificates of insurance and endorsements to all required policies demonstrating that CONTRACTOR has the required coverage and showing the required named insured. Within five (5) days of written request from CITY, CONTRACTOR shall deliver to CITY full and complete copies of all insurance policies required by this Contract.

11.4 Said Certificates of Insurance shall provide that thirty (30) days’ prior written notice of cancellation shall be given to the City in the event of cancellation and/or reduction in coverage of any nature.

11.5 The required policies of insurance shall be endorsed to waive all rights of subrogation. Contractors waives all rights of subrogation.

11.6 Acceptable Proof of Insurance:

A. ACORD Certificate of Insurance listing all coverage, limits, deductibles and insured; and endorsements for all applicable coverage if agent has authority to issue it; or additional insured Form CG20100704 and CG20370704 or equivalent must be provided for general liability coverage. Additional insured form CA0001 must be provided for automobile liability coverage.

B. Binders of insurance for all coverage. Agents must confirm that policy endorsements have been ordered from the respective insurance companies. Upon issuance, policy endorsements and a corresponding Certificate of Insurance listing all insurers and coverage must be submitted to the City Attorney.

C. *When pollution/environmental liability and/or professional liability (E&O) coverage is provided on a “claims made basis”, CONTRACTOR will continue to renew the insurance for a period of five (5) years after this Agreement expires or is terminated. Such insurance will have the same coverage and limits as the policy that was in effect during the term of this Agreement, and will cover CONTRACTOR, or its officers, employees, or agents during the time this Agreement was in effect.

11.7 The requirements as to the types and limits of insurance to be maintained by CONTRACTOR are not intended to and shall not in any manner limit or qualify CONTRACTOR's liabilities and obligations under this Contract.

11.8 Any policy or policies of insurance that CONTRACTOR elects to carry as insurance against loss or damage to its equipment and tools or other personal property used in the performance of this Contract shall include a provision waiving the insurer's right of subrogation against CITY.

11.9 Notwithstanding any other provision of this Contract, CITY may immediately terminate this Contract if, at any time CONTRACTOR fails to maintain the required insurance for any period of time or fails to comply with any of the insurance requirements listed above.

11.10 CONTRACTOR shall require any and all subcontractors working on its behalf to provide insurance coverages and limits that are based on the scope of work and nature of risk being performed by the subcontractor. Any and all subcontractors working on behalf of CONTRACTOR shall be subject to all other insurance requirements that are stated herein.

Any deviation in this requirement will be CONTRACTOR's sole risk. CONTRACTOR's insurance requirements in Section 11 will not be impacted and/or limited by such deviation.

12 State Labor Code

12.1 This Contract calls for work to be performed constituting public works. Contractor and all subcontractors shall pay the general prevailing rate of per diem wages as determined and as published by the State Director of the Department of Industrial Relations pursuant to Article 2 of Chapter 1 of Part 7, of Division 2 of the State Labor Code, including, but not limited to, Sections 1770, 1771, 1773, 1773.2 and 1774.

12.2 This is a public work and requires the payment of prevailing wages for the work or craft in which the worker is employed for any public work done under the contract by Contractor or by any subcontractor pursuant to Section 1771 of the Labor Code. Pursuant to the provisions of Section 1773 of the Labor Code of the State of California, the City has obtained the general prevailing rate of per diem wages and the general rate for holiday and overtime work in this locality for each craft, classification, or type of workman needed to execute this contract from the Director of the Department of Industrial Relations. These rates are on file with the City or may be obtained at http://www.dir.ca.gov/OPRL/DPreWageDetermination.htm.

Contractor shall post a copy of such wage rates at the job site and shall pay the adopted prevailing wage rates as a minimum. Contractor shall comply with the provisions of Sections 1775, 1776, 1777.5, 1777.6, and 1813 of the Labor

Code. Pursuant to the provisions of 1775 of the Labor Code, Contractor shall forfeit to the City, as a penalty, not more than $200.00 for each calendar day, or portion thereof, for each laborer, worker, or mechanic employed, paid less than the stipulated prevailing rates for any work done under this Contract, by him or by any subcontractor under him, in violation of the provisions of this Agreement.

12.3 Contractors and subcontractors who are ineligible to bid for work on, or be awarded, a public works project pursuant to Labor Code Sections 1777.1 and 1777.7 are prohibited from bidding on, being awarded, or performing work as a subcontractor, on this Project pursuant to Public Contract Code Section 6109.

12.4 Contractor's attention is directed to the provisions in Sections 1774, 1775, 1776, 1777.5 and 1777.6 of the Labor Code. Contractor shall comply with the provisions in these Sections. The statutory provisions for penalties for failure to comply with the State's wage and hours laws will be enforced. Pursuant to Section 1775 of the Labor Code, the Contractor and any subcontractors, shall, as a penalty to the City forfeit the prescribed amounts per calendar day, or portion thereof, for each worker paid less than the prevailing wage rates.

12.5 Pursuant to Labor Code Section 1771.4, the Project is subject to compliance monitoring and enforcement by the California Department of Industrial Relations.

12.6 Each Contractor and subcontractor shall furnish the records specified in Labor Code Section 1776 directly to the State Labor Commissioner at least monthly in the format prescribed by the State Labor Commissioner.

12.7 Sections 1774 and 1775 require the Contractor and all subcontractors to pay not less than the prevailing wage rates to all workmen employed in the execution of the Contract and specify forfeitures and penalties for failure to do so. The minimum wages to be paid are those determined by the State Director of the Department of Industrial Relations. Section 1776 requires the Contractor and all subcontractors to keep accurate payroll records, specifies the contents thereof, their inspection and duplication procedures and certain notices required of the Contractor pertaining to their location.

12.8 Section 1777.5 of the Labor Code requires Contractor or subcontractor employing workers in any apprenticeable occupation to apply to the Joint Apprenticeship Committee nearest the site of the public works project, which administers the apprenticeship program in that trade for a certificate of approval. The certificate will also fix the ratio of apprentices to journeymen to be used in the performance of the Contract. The Contractor is required to make contributions to funds established for the administration of apprenticeship programs if he employs registered apprentices or journeymen in any apprenticeable trade and if other contractors on the public works site are making such contributions. Information

relative to apprenticeship standards, contributions, wage schedules and other requirements may be obtained from the State Director of Industrial Relations or from the Division of Apprenticeship Standards. Section 1777.6 of the Labor Code provides that it shall be unlawful to refuse to accept otherwise qualified employees as registered apprentices solely on the grounds of race, religious creed, color, national origin, ancestry, sex, or age.

12.9 Eight hours labor constitutes a legal day's work, as set forth in Labor Code

Section 1810. The statutory provisions for penalties for failure to comply with the State's wage and hour laws will be enforced as set forth in Labor Code Section 1813.

13 Antitrust Claims

In entering into this Agreement, Contractor offers and agrees to assign to the City all rights, title, and interest in and to all causes of action it may have under Section 4 of the Clayton Act (15 U.S.C. Sec. 15) or under the Cartwright Act (Chapter 2 (commencing with Section 16700) of Part 2 of Division 7 of the California Business and Professions Code) arising from purchases of goods, services, or materials pursuant to the Agreement. This assignment shall be made and become effective at the time the City tenders final payment to Contractor without further acknowledgment by the parties.

14 Trenching and Excavations

Pursuant to Public Contract Code Section 7104, if the Project involves trenching more than four (4) feet deep, Contractor shall promptly and before the following conditions are disturbed notify the City in writing of any:

14.1 Material that Contractor believes may be material that is hazardous waste, as defined in California Health and Safety Code Section 25117, that is required to be removed to a Class I, Class II, or Class III disposal site in accordance with provisions of existing law; and/or

14.2 Subsurface or latent physical conditions at the site differing from those indicated; and/or

14.3 Unknown physical conditions at the site of any unusual nature, different materially from those ordinarily encountered and generally recognized as inherent in work of the character provided for in the Contract.

14.4 As required by Labor Code Section 6705 and in addition thereto, whenever work under the Contract that involves an estimated expenditure in excess of twenty-five thousand dollars ($25,000) for the excavation of any trench or trenches five (5) feet or more in depth, Contractor shall submit for acceptance by City in advance of excavation, a detailed plan showing the design of shoring, bracing, sloping, or other

provisions to be made for worker protection from the hazard of caving ground during the excavation, of such trench or trenches. If such plan varies from the shoring system standards established by the Construction Safety Orders of the Division of Industrial Safety, the plan shall be prepared by a registered civil or structural engineer employed by Contractor, and all costs therefor shall be included in the price of the Contract. Nothing in this provision shall be deemed to allow the use of a shoring, sloping, or other protective system less effective than that required by the Construction Safety Orders. Nothing in this provision shall be construed to impose tort liability on the City or on any City officer, agent, consultant, representative, or employee. All plans, processing and shoring costs are Contractor's responsibility and must be included in Contractor's bid.

15 Location of Existing Elements

Pursuant to Government Code Sections 4216 to 4216.9, the methods used and costs involved to locate existing elements, points of connection and all construction methods are Contractor's sole responsibility. Accuracy of information furnished, as to existing conditions, is not guaranteed. Contractor, at its sole expense, must make all investigations necessary to determine locations of existing elements, which may include, without limitation, contacting U.S.A. alert and other private underground locating firm(s), and/or utilizing potholes, specialized locating equipment and/or hand trenching.

16 Third Party Claims

Pursuant to Public Contract Code Section 9201, the City has full authority to compromise or otherwise settle any claim relating to this Contract at any time. The City shall timely notify Contractor of the receipt of any third-party claim relating to the Contract. The City shall be entitled to recover its reasonable costs incurred in providing the notification required by Public Contract Code Section 9201(b).

17 Non-Collusion

Contractor hereby certifies that this bid is genuine and not a sham or collusive, or made in the interest or on behalf of any person or business not herein named. Contractor further certifies that Contractor has not directly or indirectly induced or solicited any other bidder to furnish a sham bid, or any other person or business to refrain from bidding, and Contractor has not in any manner sought by collusion to secure itself an advantage over any other bidder. Contractor also affirms that it has signed and submitted with its bid to the City a Non-collusion Declaration as required by Public Contract Code Section 7106.

18 Conflicts of Interest

Contractor agrees not to accept any employment or representation during the term of this Contract or within twelve (12) months after completion of the work under this

Contract which is or may likely make Contractor “financially interested,” as provided in Government Code Section 1090 and 87100, in any decisions made by City on any matter in connection with which Contractor has been retained pursuant to this Contract.

19 Audit

The City or its representative shall have the option of inspecting and/or auditing all records and other written materials used by Contractor in preparing its billings to the City as a condition precedent to any payment to Contractor. Contractor will promptly furnish documents requested by the City. Additionally, pursuant to Government Code Section 8546.7, if this Contract involves the expenditure of public funds in excess of ten thousand dollars ($10,000), Contractor shall be subject to State Auditor examination and audit at the request of the City or as part of any audit of the City, for a period of three (3) years after final payment under this Contract.

20 Substitute Security

Pursuant to Public Contract Code Section 22300, the substitution of securities for any moneys withheld by the City to ensure performance under a contract is permitted, except where financing will be provided by the Farmers Home Administration of the United States Department of Agriculture pursuant to the Consolidated Farm and Rural Development Act (7 U.S.C. Sec. 1921 *et seq*.) or where federal regulations or policies, or both, do not allow the substitution of securities. At the request and expense of Contractor, securities equivalent to the amount withheld shall be deposited with the City, or with a state or federally chartered bank in the State of California as the escrow agent, that shall then pay those moneys to Contractor. Upon satisfactory completion of the Contract, the securities shall be returned to Contractor.

Alternatively, Contractor may request and the City shall make payment of retentions earned directly to the escrow agent at the expense of Contractor. At the expense of Contractor, Contractor may direct the investment of the payments into securities, and Contractor shall receive the interest earned on the investments upon the same terms provided for securities deposited by Contractor. Upon satisfactory completion of the Contract, Contractor shall receive from the escrow agent all securities, interest, and payments received by the escrow agent from the City, pursuant to the terms of this section.

Securities eligible for investment shall include those listed in California Government Code Section 16430, bank or savings and loan certificates of deposit, interest-bearing demand deposit accounts, standby letters of credit, or any other security to which Contractor and the City agree in writing. Contractor shall be the beneficial owner of any securities substituted for moneys withheld and shall receive any interest thereon.

If Contractor elects to receive interest on moneys withheld in retention by the City, it

shall, at the request of any subcontractor performing more than five percent (5%) of Contractor's total bid, make that option available to the subcontractor regarding any moneys withheld in retention by Contractor from the subcontractor. If Contractor elects to receive interest on any moneys withheld in retention by the City, then the subcontractor shall receive the identical rate of interest received by Contractor on any retention moneys withheld from the subcontractor by Contractor, less any actual pro rata costs associated with administering and calculating that interest. In the event that the interest rate is a fluctuating rate, the rate for the subcontractor shall be determined by calculating the interest rate paid during the time that retentions were withheld from the subcontractor. If Contractor elects to substitute securities in lieu of retention, then, by mutual consent of Contractor and its subcontractor, the subcontractor may substitute securities in exchange for the release of moneys held in retention by Contractor. No Contractor shall require any subcontractor to waive any provision of this paragraph.

The escrow agreement for security deposits in lieu of retention shall be substantially similar to the form provided in Public Contract Code Section 22300(f).

21 Claims Dispute Resolution

In the event of any dispute or controversy with the City over any matter whatsoever, the Contractor shall not cause any delay or cessation in or of Work, but shall proceed with the performance of the Work in dispute. The Contractor shall retain any and all rights provided that pertain to the resolution of disputes and protests between the parties. The Disputed Work will be categorized as an "unresolved dispute" and payment, if any, shall be as later determined by mutual agreement or a court of law. The Contractor shall keep accurate, detailed records of all Disputed Work, claims and other disputed matters.

All claims arising out of or related to the Contract documents or this Project, and the consideration and payment of such claims, are subject to the Government Claims Act (Government Code Section 810 et seq.) with regard to filing claims. All such claims are also subject to Public Contract Code Section 9204 and Public Contract Code Section 20104 et seq. (Article 1.5), where applicable. This Contract hereby incorporates those provisions as though fully set forth herein. Thus, the Contractor or any Subcontractor must file a claim in accordance with the Government Claims Act as a prerequisite to filing a construction claim in compliance with Section 9204 and Article 1.5 (if applicable), and must then adhere to Section 9204 and Article 1.5 (as applicable), pursuant to the definition of "claim" as individually defined therein.

22 Non-discrimination and Equal Employment Opportunity

22.1 In performance of this Contract, CONTRACTOR shall not discriminate against any employee, subcontractor, or applicant for employment because of sex, color, race, religion, ancestry, national origin, disability, medical condition including the

medical condition of Acquired Immune Deficiency Syndrome (AIDS) or any condition related thereto, marital status, sexual orientation, age, gender, gender identity, gender expression, genetic information, or military and veteran status. CONTRACTOR will take affirmative action to ensure that applicants are employed, and that employees are treated during employment, without regard to their sex, color, race, religion, ancestry, national origin, disability, medical condition including the medical condition of Acquired Immune Deficiency Syndrome (AIDS) or any condition related thereto, marital status, sexual orientation, age, gender, gender identity, gender expression, genetic information, or military and veteran status . Affirmative action relating to employment shall include, but not be limited to the following: employment, upgrading, demotion or transfer; recruitment; layoff or termination; rates of pay or other forms of compensation; and selection for training, including apprenticeship.

22.2 The provisions of subsection 16.1 above shall be included in all solicitations or advertisements placed by or on behalf of CONTRACTOR for personnel to perform any services under this Contract. CITY shall have access to all documents, data and records of CONTRACTOR and its subcontractors for purposes of determining compliance with the equal employment opportunity and non-discrimination provisions of this Section, and all applicable provisions of Executive Order No. 11246 which is incorporated herein by this reference. A copy of Executive Order No. 11246 is available for inspection at, and on file with, the Palmdale City Clerk's Office.

23 Integration

This Contract supersedes any and all agreements, either oral or written, between the parties hereto with respect to the construction of the Project by Contractor for City and contains all of the covenants and agreements between the parties with respect to the construction of the Project. Each party to this Contract acknowledges that no representations, inducements, promises, or agreements, orally or otherwise, have been made with regard to the construction of the Project by any party, or anyone acting on behalf of any party, which are not embodied herein, and that no other agreement, statement, or promise regarding work not contained in this Contract shall be valid or binding. Any modification or amendment of this Contract will be effective only if it is in writing and signed by the parties to this Contract. Any changes to the work required by this Contract will be by change order signed by the parties.

24 Governing Law

This Contract will be governed by and construed in accordance with the laws of the State of California without reference to change of venue laws. Any legal action in which enforcement of the terms and conditions of this Contract is requested, or in which it is alleged that a breach of this Contract has taken place, shall be filed and prosecuted in the County of Los Angeles, California.

25 Successors and Assigns

The terms and conditions of this Contract shall be binding on the successors and assigns of the parties to this Contract.

26 Exhibits

The exhibits and attachments referenced in this Contract are attached hereto and incorporated herein by this reference as though set forth in full in the Contract.

27 Authority to Sign

The person or persons executing this Contract on behalf of the Contractor warrant and represent that they have the authority to execute this Contract on behalf of the Contractor and have the authority to bind Contractor to the construction of the Project.

28 Time is of the Essence

Time is of the essence in every provision of this Agreement in which time to perform is a factor.

In Witness Whereof, the parties hereto have caused this Contract to be executed and attested by their respective officers thereunto duly authorized.

CITY OF PALMDALE

SIGNATURE AREA

Salvador Mendez, Date
City Manager Pro Tem

SIGNATURE AREA

ADDRESS FOR NOTICE:
CITY OF PALMDALE
38300 Sierra Highway
Palmdale, CA 93550

APPROVE AS TO FORM:

SIGNATURE AREA

Alexandra Halfman
Acting City Attorney

ATTEST:

SIGNATURE AREA

Roxanne Faber
City Clerk

MANHOLE ADJUSTING, INC.

SIGNATURE AREA

John Corcoran Date
President

ADDRESS FOR NOTICE:
MANHOLE ADJUSTING, INC.
9500 Beverly Road
Pico Rivera, CA 90660

ATTEST: If Corporation

SIGNATURE AREA

Controller

[Signatures of contractor on bond(s) must be notarized. Obtain two corporate signatures if contractor is a corporation.]

---------- INTERNAL USE ONLY ----------

□Certificate(s) and Endorsement(s) attached
□Confirmed business name on contract with certificate(s)
□Attached notarized bond(s), Worker's Compensation Certificate, and Guaranty
□Attached Agreement Checklist and met all requirements

ATCH 1 - PN 911 PROJECT MAP

Area #1 (District #2):
Mix of System 1 ARAM Cape Seal, System 2 ARAM Cape Seal, Slurry Seal, and Mill / Overlay at cul-de-sacs and intersection stop points.

Area #2 (District #1):
System 1 ARAM Cape Seal & Mill / Overlay at cul-de-sacs and intersection stop points.

Area #3 (District #1):
Mix of System 1 ARAM Cape Seal, System 2 ARAM Cape Seal, Slurry Seal, and Mill / Overlay at cul-de-sacs and intersection stop points.

Area #4 (District #5):
7' mill at curb & gutter; scratch surface; install 1/2" asphalt leveling course; overlay with 1.5" conventional asphalt-concrete pavement.

Area #5 (District #4):
Mix of System 1 ARAM Cape Seal, System 2 ARAM Cape Seal, Slurry Seal, and Mill / Overlay at cul-de-sacs and intersection stop points.

Area #6 (District #3):
System 2 ARAM Cape Seal & Mill / Overlay at cul-de-sacs and intersection stop points. Resurfacing of existing inverted asphalt-concrete shoulders.

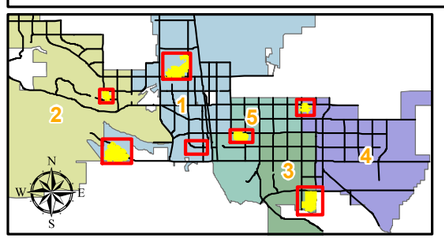

PN 911 Streets (Cape Seal, Slurry Seal, Mill & Overlay)*
See project maps for further detail.

Previously Completed Streets**

ARAM Sys 1 / Sys 2 Cape Seal

Type II RAP Slurry Seal

School

Centerline

Park

**Represents local street surface treatment work completed from 2018 to 2025.

*PN 911: Approx. 2.1 million square feet of ARAM Cape Seal & Slurry Seal and 400,000 SF of Mill and Overlay on local streets as shown
Construction in Summer 2025
Note: not all project streets labeled

Data Source: Copyright 2025. All rights reserved. The City of Palmdale owns and licenses geographic data from a variety of sources. The information contained herein is the proprietary property of the following owners, supplied under license, and may not be reproduced except as licensed by those owners: City of Palmdale, Los Angeles County Assessor's Office, ESRI Date & Maps, USGS, & TeleAtlas (courtesy of SCAG). Aerial imagery may be outdated and not match the actual ground condition. Map Revision Date: 04/14/2025

N 0 1,750 3,500 7,000 10,500 14,000 Feet

PALMDALE
a place to call home

PN 911 : FY 2025-2026 Local Street Resurfacing - Award

City Council Staff Report

DATE: **MAY 6, 2025**

TO: **HONORABLE MAYOR AND CITY COUNCIL**

FROM: **PUBLIC WORKS DEPARTMENT**
CAPITAL IMPROVEMENT PROGRAM DIVISION

DISTRICT: **ALL**

SUBJECT: **ADOPT RESOLUTION NO. CC 2025-037, A RESOLUTION OF THE CITY COUNCIL OF THE CITY OF PALMDALE ADOPTING A LIST OF PROJECTS FOR FY 2025-26 FUNDED BY SENATE BILL 1: THE ROAD REPAIR AND ACCOUNTABILITY ACT OF 2017**

RECOMMENDATION

Staff recommends that the City Council:

1. Adopt Resolution No. CC 2025-037, a Resolution of the City Council of the City of Palmdale adopting a list of projects for FY 2025-26 funded by Senate Bill 1: The Road Repair and Accountability Act of 2017; and,

2. Authorize the Mayor to execute Resolution No. CC 2025-037, approving a list of projects for FY 2025-26 funded by Senate Bill 1: The Road Repair and Accountability Act of 2017.

BACKGROUND

In April 2017, the Governor signed Senate Bill 1 (SB 1) (Beall, Chapter 5, Statutes of 2017), known as the Road Repair and Accountability Act of 2017. To address basic road maintenance, rehabilitation, and critical safety needs on state highways and local streets and road systems, SB 1 increases per-gallon fuel excise taxes, increases diesel fuel sales taxes and vehicle registration fees, and provides for inflationary adjustments to tax rates in future years.

Beginning in November 2017, the State Controller (Controller) began depositing various portions of this new funding into the newly created Road Maintenance and Rehabilitation Account (RMRA). A percentage of this new RMRA funding will be apportioned by formula to eligible cities pursuant to the Streets and Highway Code (SHC) Section 2032(h) for basic road maintenance, rehabilitation, and critical safety projects on the local streets and road system.

SB 1 emphasizes the importance of accountability and transparency in the delivery of California's transportation programs. Therefore, to be eligible for RMRA funding, the statutes require cities to provide basic RMRA project reporting to the California Transportation Commission (Commission).

DISCUSSION

Before receiving an apportionment of RMRA funds from the Controller in a fiscal year, a city must submit to the Commission a list of projects proposed to be funded with these funds. All projects proposed to receive funding must be included in a city or county budget that is adopted by the applicable city council at a regular public meeting [SHC 2032(a)(1)].

In accordance with the above requirement, for FY 2025-26, the allocated amount of $4,300,000 will be budgeted in the City's Capital Improvement Project budget. Also, the project listed below will be added to any carryforward from previous years:

Project Title: Annual Citywide Pavement Maintenance Program.

Description: New capital improvement project for plan development for pavement rehabilitation slurry seal, cape seal and/or AC overlay; Location: Area 1 – Avenue R (25th Street East to 55th Street East) and Area 2 – Avenue R-8 (35th Street East to 45th Street East); Estimated schedule: Start Construction Spring 2026 and completed during Fall 2026; Estimated Useful Life: 10 – 20 years.

FISCAL IMPACT

$4,300,000; Since the inception of RMRA funds, the City has received $21,314,479. The funds are allocated FY 2025-26. These funds have been used for local streets and roads for basic road maintenance and road rehabilitation projects, safety projects, traffic control devices, and complete street components. Once the project is established and meets the criteria, a project number will be assigned along with the appropriate funding.

STRATEGIC PLAN

Goal III: Invest in infrastructure to improve community viability.

C. Plan and maintain safe and attractive neighborhoods, streets, facilities, and public spaces with exciting programming that promotes active fun for everyone.

Prepared by:	Leonardo Torres, P.E., Director of Public Works
Certified as to availability of Funds:	Janelle Samson, Director of Operations
Approved by:	Salvador Mendez, City Manager Pro Tem
Approved as to form:	Alexandra Halfman, Acting City Attorney

ATTACHMENTS

Reso. No. CC 2025-037

CITY COUNCIL
CITY OF PALMDALE, CALIFORNIA
RESOLUTION NO. CC 2025-037

A RESOLUTION OF THE CITY COUNCIL OF THE CITY OF PALMDALE ADOPTING A LIST OF PROJECTS FOR FISCAL YEAR 2025-2026 FUNDED BY SENATE BILL 1: THE ROAD REPAIR AND ACCOUNTABILITY ACT OF 2017

WHEREAS, Senate Bill 1 (SB 1), the Road Repair and Accountability Act of 2017 (Chapter 5, Statutes of 2017) was passed by the Legislature and signed into law by the Governor in April 2017 to address the significant multi-modal transportation funding shortfalls statewide; and

WHEREAS*,* SB 1 includes accountability and transparency provisions that will ensure the residents of our City of Palmdale are aware of the projects proposed for funding in our community and which projects have been completed each fiscal year; and

WHEREAS*,* the City of Palmdale must adopt by resolution a list of projects proposed to receive fiscal year funding from the Road Maintenance and Rehabilitation Account (RMRA), created by SB 1, which must include a description and the location of each proposed project, a proposed schedule for the project's completion, and the estimated useful life of the improvement; and

WHEREAS, the City of Palmdale will receive an estimated $4.3 million in RMRA funding in Fiscal Year 2025-2026 from SB 1; and

WHEREAS, this is the ninth year in which the City of Palmdale is receiving SB 1 funding and will enable the City of Palmdale to continue essential road maintenance and rehabilitation projects, safety improvements, repairing and replacing aging bridges, and increasing access and mobility options for the traveling public that would not have otherwise been possible without SB 1; and

WHEREAS, the City of Palmdale has undergone a robust public process to ensure public input into our community's transportation priorities/the project list through our Five-Year Capital Improvement Program and a yearly budget process; and

WHEREAS, the City of Palmdale uses a Pavement Management System and community requests to develop the SB1 project list to ensure revenues are being used on the most high-priority and cost-effective projects that also meet the communities' priorities for transportation investment; and

WHEREAS, the funding from SB 1 will help the City of Palmdale maintain and rehabilitate 172 street segments (approximately 4.5 million square feet of roadway), and Park and Ride facilities throughout the City of Palmdale this year in accordance with the City of Palmdale's Pavement Resurfacing Program and similar projects into the future; and

WHEREAS, the 2023 California Statewide Local Streets and Roads Needs Assessment found that the City of Palmdale streets and roads are in an "at risk" condition, and this revenue will help us increase the overall quality of our road system and over the next decade will bring the streets and roads into a "good to excellent" condition; and

WHEREAS, the SB 1 project list and overall investment in our local streets and roads infrastructure with a focus on basic maintenance and safety, investing in complete streets infrastructure, and using cutting-edge technology, materials, and practices will have significant positive co-benefits statewide.

NOW THEREFORE, BE IT RESOLVED, THE CITY COUNCIL OF THE CITY OF PALMDALE DOES HEREBY FIND, DETERMINE, RESOLVE, AND ORDER AS FOLLOWS:

SECTION 1. The foregoing recitals are true and correct.

SECTION 2. The City's 2025-2026 Capital Improvement Budget will incorporate the following list of projects planned to be funded with Road Maintenance and Rehabilitation Account revenues:

Project Title	**Project Location/Description**	**Estimated Completion**	**Estimated Useful Life**
Street Rehabilitation Program	Area 1 – Avenue R (25th Street East to 55th Street East) Area 2 – Avenue R-8 (35th Street East to 45th Street East)	Design-May 2025 Construction-Spring 2026 through Fall 2026	20 years

SECTION 3. The following previously proposed and adopted projects may also utilize Fiscal Year 2025-26 Road Maintenance and Rehabilitation Account revenues in their delivery. With the relisting of these projects in the adopted fiscal year resolution, the City/County is reaffirming to the public and the State our intent to fund these projects with Road Maintenance and Rehabilitation Account revenues:

Project Title	**Project Location**	**Estimated Completion**	**Estimated Useful Life**
Avenue T Reconstruction (includes design, environment for a proposed full depth reclamation (FDR) of roadway	Avenue T (47th Street East to 82nd Street East)	Fall 2027	50 years
Local Streets Cape Seal Resurfacing (System 1 or 2)	Area 1 – Avenue R-11 to Avenue S (47th St. E. to 55th St. E.) Area 2 – Avenue S-4 to Avenue S-8 (41st St. East to 45th St. East)	Summer 2025	5-10 years

SECTION 4. The City Clerk shall certify the adoption of this resolution.

PASSED, APPROVED, and **ADOPTED** this 6th day of May 2025.

Approved as to form:

Richard J. Loa, Mayor

ATTEST:

Alexandra Halfman
Acting City Attorney

Rochelle Scott, City Clerk

I, Rochelle Scott, City Clerk of Palmdale, California, do hereby certify that the foregoing resolution was duly passed, approved, and adopted by the City Council of the City of Palmdale at a regular meeting of said Council held on the 6th day of May 2025 by the following roll call vote:

AYES: _____

NOES: _____

ABSTAIN: _____ ABSENT: _____

Date: _____ _____
Rochelle Scott, City Clerk

City Council Staff Report

DATE: **MAY 6, 2025**

TO: **HONORABLE MAYOR AND CITY COUNCIL**

FROM: **PUBLIC WORKS DEPARTMENT**
MAINTENANCE DIVISION

DISTRICT: **1, 2**

SUBJECT: **AWARD AND APPROVE AGREEMENT WITH LANDSCAPE CONNECTION GROUP INC., FOR TURF REMOVAL AND REPLACEMENT PROJECTS AT MARIE KERR AND DESERT SANDS PARKS FOR A TOTAL NOT TO EXCEED AMOUNT OF $167,000 FOR A TERM OF SIX MONTHS FROM THE DATE OF NOTICE TO PROCEED**

RECOMMENDATION

Staff recommend that the City Council:

1. Approve Agreement No. A-9305 with Landscape Connection Group Inc., for turf removal and replacement projects at Marie Kerr and Desert Sands Parks for a total not to exceed amount of $167,000 for a term of six months from the Date of Notice to Proceed; and,

2. Authorize the City Manager Pro Tem or his designee to execute Agreement No. A-9305 with Landscape Connection Group Inc., including minimal and/or non-substantial changes.

BACKGROUND

The City's Park Maintenance Section maintains over 500 acres of developed parks, including 17 ball fields and 28 multi-use fields, used for year-round community programming.

Staff developed a five-year rest and renovation program to raise maintenance levels to match wear levels at these sites, incorporating recommendations outlined in the City's Sports Turf Assessment and the Parks and Recreation Master Plan. The program strategically addresses turf renovation challenges, coordinates field closures with league schedules to minimize stakeholder disruptions, and provides adequate time for turf establishment.

As part of the program schedule, staff identified Marie Kerr Park softball field one (approximately 79,000 square feet) and Desert Sands Park soccer field (approximately 110,000 square feet) for turf removal and replacement. The turf renovation at Marie Kerr Park will complement the recently installed outfield fence on that field. The work at Desert Sands Park will address decades of deferred maintenance and repair soil structure and fertility issues impacted by years of special event use, including the Professional Rodeo Cowboy Association Rodeo.

DISCUSSION

On February 18, 2025, the City released Invitation for Bid (IFB) No. 25-001-3500 for Turf Removal and Replacement Services at the above-mentioned locations. Notification of the IFB release was sent electronically to registered vendors on PlanetBids, with 29 contractors downloading the IFB. The City also published the solicitation in the Antelope Valley Press. Five responsive bids were received on March 25, 2025, and are summarized below.

Bidder	Location	Project Bid
Landscape Connection Group Inc.	Lancaster, CA	$151,815
Southern California Landscape	Rancho Cucamonga, CA	$196,000
Elite Landscaping, Inc.	Clovis, CA	$216,610
Rich Meier's Landscaping	Lancaster, CA	$219,474
Inland Empire Landscape	San Bernardino, CA	$273,777

Landscape Connection Group Inc. submitted the lowest responsible bid among the qualified proposals, with a total cost of 29% lower than the next bid. Landscape Connection Group successfully completed turf removal and replacement services for the City in 2024, at the Sam Yellen Park soccer field for the AV Alta youth academy project.

This turf removal and replacement project will incorporate the best management practices for sports turf renovations.

Based on the condition of the current fields, the cost-effectiveness of replacement, and the proposed improvements, staff recommend that the City Council approve the agreement with Landscape Connections Group, Inc.

FISCAL IMPACT

$167,000; Funds are budgeted and available in FY 2024-25 in Measure AV Parks Improvement Capital Project Professional Services account.

STRATEGIC PLAN

Goal III: Invest in infrastructure to improve community livability.

C. Plan and maintain safe and attractive neighborhoods, streets, facilities, and public spaces with exciting programming that promotes active fun for everyone.

Prepared by:	Leonardo Torres, P.E., Director of Public Works
Certified as to availability of Funds:	Janelle Samson, Director of Operations
Approved by:	Salvador Mendez, City Manager Pro Tem
Approved as to form:	Alexandra Halfman, Acting City Attorney

ATTACHMENTS

Agrmt No. A-9305 with Landscape Connection Group Inc.

AGREEMENT NO. A-9305
CONTRACT FOR SERVICES
BETWEEN THE CITY OF PALMDALE AND LANDSCAPE CONNECTION GROUP INC.

This CONTRACT for services ("Contract" herein) is made and entered into by and between the City of Palmdale, a public body corporate and politic, (hereinafter called "CITY"), and LANDSCAPE CONNECTION GROUP INC., a Corporation, (hereinafter called "CONTRACTOR"). This Contract shall become effective on the date of the last signatory.

RECITALS

WHEREAS, CONTRACTOR represents that CONTRACTOR has the expertise and is qualified to perform the services described in this Contract.

NOW THEREFORE, CITY and CONTRACTOR, in consideration of the mutual covenants hereinafter set forth, agree as follows:

1 CITY PROJECT MANAGER

To provide the services required by this Contract, CONTRACTOR shall act under the authority and approval of Public Works Director/designee, who shall oversee this Contract, the work performed by CONTRACTOR, assist CONTRACTOR with any necessary information, audit billings, and approve payments. The CONTRACTOR shall channel all contacts and requests through the City project manager.

2 DESCRIPTION OF WORK

2.1 CONTRACTOR shall provide the following services in a manner satisfactory to CITY:

Remove existing turf at the identified fields within the specified boundaries, utilizing a KORO Field Top Maker FTM 2000 or equivalent, set to a depth of 1", laser level fields and install approximately 189,000 square feet of big roll sod. Big roll sod, soil conditioners, sand and disposal of spoils shall be provided by the CITY.

A. Marie Kerr Park - Softball Field #1: Approximately 79,000 square feet / 4 days
B. Desert Sands Park - Soccer Field: Approximately 110,000 square feet / 7 days

See Appendix A Site Maps for aerial site images and approximate square footage of turfgrass removal and replacement.

SCOPE OF WORK
1. CONTRACTOR shall coordinate on-site, pre-job meeting with City staff, provide project schedule with weekly updates and must obtain written authorization to proceed before mobilizing.

2. CONTRACTOR shall determine amount of big roll sod required, including contingency for waste and inform City staff of required amount, target delivery quantities & dates.

3. City staff will purchase & supply big roll sod for the project, coordinating delivery according to the project schedule provided by CONTRACTOR.

4. CONTRACTOR shall stage equipment in areas designated by City staff.

5. City staff shall locate, flag and swing irrigation heads below the depth of turfgrass removal.

6. City staff shall locate & flag all valve & quick coupler boxes, to be protected in place.

7. CONTRACTOR shall prevent damage to public and private property, including all improvements leading to & adjacent to work areas.

8. CONTRACTOR shall survey, mark, and maintain infield radius at the interface of skinned surfaces and outfield turf. Methods for marking shall include survey feathers & marking paint.

9. CONTRACTOR shall have City staff observe and approve cut depth prior to proceeding with turfgrass removal.

10. CONTRACTOR shall provide all labor & equipment to remove approximately 189,000sq ft of existing turf in each field, within specified boundaries, utilizing a KORO Field Top Maker FTM 2000 or equivalent, set to a depth of 1” or depth of A.G. Sod big roll sod.

11. CONTRACTOR shall provide all labor & equipment to deposit turf spoils in transfer sites adjacent to fields as designated by City staff.

12. City staff shall provide roll off containers and load approximately 583 cubic yards of turf spoils. No disposal required by CONTRACTOR.

13. City staff shall swing irrigation heads back in place, ensuring proper height, alignment, distribution uniformity & head-to-head coverage.

14. City staff shall aera-vate & broadcast soil conditioners prior to sod installation.

15. CONTRACTOR shall utilize the following steps:
Step A: Reverse Rotation Tilling

CONTRACTOR shall utilize a reverse rotation tiller such as a Blecavator BMV 210 to homogenously blend conditioned soil to a depth of 6”, wheel roll and compact soil profile after tilling process.

Step B: Laser Leveling
CONTRACTOR shall survey each field for existing elevations at start of project, determine final grading percentages based on survey, scarify soil profile, spread sand provided by city and laser grade soil profile to pre-determined grade percentages. Laser leveling shall match slope to existing contours to allow for surface drainage away from infield surface to existing surface inlet drains or flow lines, according to initial field survey +/-1/4” at both sites. CONTRACTOR shall inform City staff of the amount of sand required, target delivery quantities & dates. Final grading shall be inspected and approved by City staff.

16. CONTRACTOR shall be on-site during sod delivery and coordinate the placement of big rolls with sod delivery person according to pre-determined layout per City staff.

17. CONTRACTOR shall install big roll sod immediately after delivery. Whole sod rolls shall be installed as directed by Parks Superintendent or appointed designee, according to irrigation station layout. CONTRACTOR shall deep soak freshly installed sod by hand using hoses & quick couplers.

18. CONTRACTOR shall stagger big roll sod joints ensuring all joints are tight by providing adequate labor to operate installer, groom soil as required, rake and pull sod into tight alignment, neatly trimming sod around interfacing improvements providing for minimal waste.

19. CONTRACTOR shall roll newly installed sod with a minimum 5700 lbs. 47” wide, smooth drum ride on roller to press out air pockets, leaving new sod smooth & level.

20. City staff shall coordinate irrigation programming to irrigate sod immediately after installation and will monitor and adjust irrigation programs as required through establishment.

21. Any private or public improvements damaged by CONTRACTOR while conducting scheduled work shall be replaced in kind at the CONTRACTOR’S expense within 5 working days from the date of damage, unless otherwise authorized by City staff.

22. CONTRACTOR shall be responsible for cleanup of all walkways, trails, parking lots and all other public or private property dirtied by CONTRACTOR’S operations before de-mobilization.

23. Tree Protection: When working in tree protection zones as identified Appendix C -

Tree Protection Zones, CONTRACTOR shall ensure tree protection provisions as required by the City are implemented and diligently adhered to throughout the duration of the work.

24. The City reserves the right to increase or decrease contract scope of services as determined to be in the City's best interest.

25. Stop Work Clause: The Parks Superintendent or appointed designee reserves the right to issue an immediate Stop Work Order if the CONTRACTOR'S performance is deemed unsafe, damaging to any aspect of the project, or deviates from the approved Scope of Work. Upon issuance of a Stop Work Order, the CONTRACTOR shall immediately cease all activities until the issue is addressed to the satisfaction of the City. Failure to comply shall result in corrective action at the CONTRACTOR'S expense, contract termination, and/or other remedies as permitted under the contract and applicable local and California Public Contract Code. The CONTRACTOR shall not be entitled to any claims for delay, disruption, or additional compensation due to a Stop Work Order resulting from non-compliance with contract requirements.

26. Liquidated Damages: The City requires full completion of all the tasks outlined in the scope of work. It shall be agreed by the parties to the agreement that time is of the essence, and in the event of a delay in starting the work, or delivery of the equipment, goods, services & personnel required for project implementation to the City's satisfaction, damage will be sustained by the City and that it is or will be impractical to determine the actual amount of the damage caused by reason of non-compliance with scope of work, or delays resulting from CONTRACTORS performance. It is therefore agreed that the CONTRACTOR will pay the City the sum of twenty-five hundred dollars ($2500) for each working day delay in completing the work as specified and in accordance to the schedule approved by the CITY.

These damages shall be deducted from any monies due, or which may thereafter become due, to the CONTRACTOR under the Agreement or may be recovered by the City through any lawful means. The CONTRACTOR will be granted an extension of time and will not be assessed liquidated damages for any portion of the delay in performance which would be excused pursuant to the force majeure provisions of the Agreement, provided that the successful CONTRACTOR shall notify the City's representative in writing of the causes of delay within one (1) business day from the beginning of any such delay. The CONTRACTOR shall bear the burden of proof to establish that any delay is subject to the force majeure provisions of the Agreement.

27. Force Majeure: The time period(s) specified for the performance of the services rendered pursuant to this Agreement shall be extended because of any delays due to unforeseeable causes beyond the control and without the fault or negligence of the CONTRACTOR, including, but not restricted to, acts of God or of the public enemy, unusually severe weather (to be determined by City staff), fires, earthquakes, floods,

epidemics, quarantine restrictions, riots, strikes, freight embargoes, wars, litigation, and/or acts of any governmental agency, including the City, if the CONTRACTOR will within ten (10) days of the commencement of such delay notify the City in writing of the causes of the delay.

The City will ascertain the facts and the extent of the delay and extend the time for performing the services for the period of the enforced delay when and if the judgment of the superintendent, or designee, the delay is justified. The superintendent or his designee's, decision shall be final and conclusive upon the parties to this Agreement. In no event shall the CONTRACTOR be entitled to recover damages against the City for any delay in the performance of this Agreement, however, caused; the CONTRACTOR's sole remedy being extension of the Agreement pursuant to this Section.

PAYMENT AND PERFORMANCE BONDS, GUARANTY
Unless otherwise expressly provided in the bid documents, prior to commencing work, CONTRACTOR shall provide a payment bond and performance bond, each in an amount equal to 100% of the Contract price. CONTRACTOR shall submit all bonds electronically through Surety 2000. Pursuant to the bid documents for this Project, the CONTRACTOR is required to provide a written guaranty of CONTRACTOR's work. In furtherance thereof, CONTRACTOR shall execute the written form of Guaranty attached hereto and incorporated by reference herein.

2.2 CONTRACTOR shall have no claim for compensation for any services or work, which has not been authorized by CITY's Authorization to Proceed.

2.3 CONTRACTOR shall not accept any change of scope, or change in contract provisions, to this Contract unless issued in writing, as a contract change order or amendment and signed by CITY. Any extensions of time must be mutually agreed upon in writing and executed by both parties.

2.4 CONTRACTOR shall maintain in current status all Federal, State, and local licenses and permits required for the operation of the business conducted by the CONTRACTOR as applicable to this contract.

2.5 All work supplied under this Contract shall be fully guaranteed by CONTRACTOR for a minimum period of 180 days from the date of acceptance by CITY. Any defects of design, workmanship, or materials that would result in non-compliance with the Contract specifications shall be fully corrected by CONTRACTOR (including parts and labor) without cost to CITY. The written warranty shall be included with the delivered products to the using Department.

2.6 CITY shall provide to CONTRACTOR, without charge, all data, program information, including reports, records, maps, and other information, now in CITY's possession, which may facilitate the timely performance of the work.

2.7 At all times during the term Contract, CONTRACTOR shall possess and maintain all required Federal, State, and local licenses and permits. CONTRACTOR shall possess a valid and current C-27 Landscaping Contractor's License with the Contractor's State License Board (CSLB) and City of Palmdale Business License to perform the required work.

CONTRACTOR's CSLB license number is 1018329. CONTRACTOR's DIR registration number is 1000533931. CONTRACTOR's Business License number is 11620845. CONTRACTOR hereby certifies that it holds the required license(s).

2.8 This Contract calls for work to be performed constituting public works. All labor is to be paid at prevailing wage rates. CONTRACTOR to determine proper wage classification. CONTRACTOR and all subcontractors must be registered with the State of California Department of Industrial Relations (DIR) as a public works contractor for the duration of the agreement and is responsible for any and all registration and/or renewal fees. CITY may request certified payroll records for any work performed under the term of the agreement. CONTRACTOR acknowledges and understands it must comply with the prevailing wage requirements as set for in Exhibit A.

2.9 CONTRACTOR shall comply with the requirements of Section 1776 of the Labor Code, of the State of California. Failure of the CONTRACTOR to comply with the Labor Code requirements to pay prevailing wages and to maintain certified payroll records may result in withholding from progress payments amounts for unpaid wages and penalties as authorized by the Labor Code. CONTRACTOR shall submit certified payroll records (CPRs) to the Labor Commissioner using DIR's electronic certified payroll reporting system if project exceeds $25,000 for new construction, alteration, installation, demolition, or repair or $15,000 for maintenance. If project is applicable, CITY shall verify CONTRACTOR's eCPRs are submitted before processing invoices for payment.

3 CONTRACTOR'S KEY PERSONNEL

3.1 **Key Staff.** CITY reserves the right to review and approve CONTRACTOR'S staff including all subcontractors to be assigned to any project by CONTRACTOR during the term of this Contract.

This Contract has been awarded to CONTRACTOR based partially on the key personnel proposed to perform the services required herein. CONTRACTOR shall not change nor substitute any of these key staff for work on this Contract without prior written approval by CITY.

CONTRACTOR's Team and Key Personnel are as follows:

Landscape Connection Group Inc:
Michael Ayala, CEO
Team members to be determined

This Services Contract has been awarded to CONTRACTOR based on its representation that those personnel and subcontractors submitted as part of its bid and listed above will perform the portions of the work listed above.

CONTRACTOR shall not deviate nor substitute any of these team members without prior written approval by CITY.

3.2 **Subcontractors.** During the performance of the Agreement, CONTRACTOR may engage such additional SUBCONTRACTORS as may be required for the timely completion of this Agreement. In the event of subcontracting, the sole responsibility for fulfillment of all terms and conditions of this Agreement rests with CONTRACTOR.

CONTRACTOR shall not enter into any Subcontract under this Contract for the performance of this Contract without the advance written approval of CITY. The subcontract shall incorporate by reference the terms and conditions of this Contract.

3.3 **Direct Responsibility.** All services required under this Contract shall be performed by CONTRACTOR, or under CONTRACTOR's direct supervision, and all personnel shall possess the qualifications, permits and licenses required by State and local law to perform such services.

3.3.1 CONTRACTOR shall be solely responsible for the satisfactory work performance of all personnel engaged in performing services required by this Contract, and compliance with all reasonable performance standards established by CITY.

3.3.2 CONTRACTOR shall be responsible for payment of all CONTRACTOR's employees' and subcontractor's wages and benefits and shall comply with all requirements pertaining to the employer's liability, workers' compensation, unemployment insurance, and Social Security.

3.3.3 CONTRACTOR shall indemnify and hold harmless CITY, and its respective officers, agents and employees from and against all claims, demands, damages or costs arising from CONTRACTOR's acts or omissions with respect to any liability, damages, claims, costs and expenses of any nature arising from alleged violations of personnel practices.

4 CONTRACT TERM

The term of this Contract is Six (6) Months, commencing on the effective date, with CITY reserving the option to extend the agreement for 0 additional terms of one year each.

5 ACCEPTANCE AND DOCUMENTATION

Each task shall be reviewed and approved by the Contract Project Manager to determine acceptable completion.

5.1 **Records**. The CONTRACTOR shall retain and shall contractually require each SUBCONTRACTOR to retain all data and other “records” relating to the acquisition and performance of the Contract for a period of five years after the completion of the Contract.

5.2 **Property of CITY.** All materials, including reports, computer programs and other deliverables, supplied or created under this Contract are the sole property of CITY. CONTRACTOR is not entitled to a patent or copyright on those materials and may not transfer the patent or copyright to anyone else. CONTRACTOR shall not use or release these materials without the prior written consent of CITY.

5.3 **Products.** All equipment, materials, parts, and other components incorporated in the work or services performed pursuant to this Contract shall be new, or the latest model and of the most suitable grade for the purpose intended. All work shall be performed in a skilled and workmanlike manner.

6 PRICE

CITY shall pay to CONTRACTOR an amount not to exceed One Hundred Sixty-Seven Thousand dollars ($167000.00) for the completion of all the work and services described in Section 2, which sum shall include all costs or expenses incurred by CONTRACTOR, payable as follows:

As set forth in Exhibit C Fee Schedule attached hereto and made part herein by reference.

Project Cost.....$151,815
Contingency.....$15,185

Fixed Pricing
Pricing shall be firm fixed price for stated term and shall include all costs in accordance with all contract requirements, including but not limited to fully burdened labor, payroll and other taxes, fringes, licenses and permits, insurance, workforce productivity, coordination, transportation, field overhead, general, and administrative overhead, and profit.

6.1 An application for payment form must be submitted to CITY which shall include the following: a clear, detailed invoice reflecting work being billed for, a summary sheet showing percentage of work completed to date, amount/percent billed to date and current status of all tasks within a project; any/all backup documentation supporting the above items. Work schedule updates must also be included with the payment requests.

6.2 CONTRACTOR shall maintain adequate records and shall permit inspection and audit by CITY of CONTRACTOR's charges under this Contract. CONTRACTOR shall make such records available to CITY during normal business hours upon reasonable notice. Nothing herein shall convert such records into public records, and they will be available only to CITY and any specified public agencies. Such records shall be maintained by CONTRACTOR for one (1) year following completion of the work under this Contract unless a longer period of time is required by state or federal law, in which event CONTRACTOR shall retain its records for the time required by such laws.

6.3 **Payment.** A separate invoice shall be issued for each shipment of material or service performed, and no payment will be issued prior to receipt of material and/or completion of specified services and receipt of a correct invoice.

7 TAXES

7.1 CONTRACTOR shall pay all sales, consumer, use, and other similar taxes required to be paid by CONTRACTOR in accordance with state and local laws.

7.2 CONTRACTOR is an independent contractor and shall have no power or authority to incur any debt, obligation, or liability on behalf of CITY. No person employed by CONTRACTOR or acting on its behalf, in connection with this Contract shall be considered the Agent or employee of CITY.

7.3 CONTRACTOR shall be required to obtain a current City of Palmdale business license, as required by the Palmdale Municipal Code, before an Authorization to Proceed is issued.

7.4 When equipment, materials or supplies generally taxable to CONTRACTOR are eligible for a tax exemption due to the nature of the work, CONTRACTOR shall assist the City in applying for and obtaining such tax credits and exemptions, which shall be paid or credited to the City.

8 PATENT FEES AND ROYALTIES

CONTRACTOR shall pay all license fees and royalties and assume all costs incident to the use, in the performance of the work or the incorporation in the work of any invention, design, process, program, product or device which is the subject of patent rights or copyrights held by others. If a particular invention, design, process, program, product or device is specified in the contract documents for use in the performance of the work and if, to the actual knowledge of CITY, its use is subject to patent rights or copyrights calling for the payment of any license fee or royalty to others, the existence of such rights shall be disclosed by CITY in the contract documents. CONTRACTOR shall indemnify and hold harmless CITY and anyone directly or indirectly employed by CITY from and against all claims, damages, losses and expenses (including attorneys' fees) arising out of any infringement of patent rights or

copyrights incident to the use in the performance of the work, or resulting from the incorporation in the work of any invention, design, process, program, product or device not specified in the contract documents, and shall defend all such claims in connection with any alleged infringement of such rights.

9 INDEMNIFICATION

To the fullest extent permitted by law, CONTRACTOR and any subcontractors working on its behalf agree to indemnify CITY, its officers, employees, agents and elected and appointed boards (hereinafter “Indemnified Parties”) for any loss, claim, demand, cause of action, cost, expense, damage, obligation or liability which arises out of or is in any way connected with the performance of any work under this agreement, including any acts or omissions, willful misconduct or negligent conduct, whether active or passive, on the part of CONTRACTOR, or its subcontractors, and regardless of any acts, omissions or negligence (whether active or passive) of any person or entity indemnified hereunder. At their own expense, CONTRACTOR and, as applicable, any subcontractors working on its behalf, shall defend any suit, claim or action against the Indemnified Parties founded upon such loss, claim, demand, cause of action, cost, expense, damage, obligation or liability. CONTRACTOR shall ensure that the contract of any subcontractor working under this agreement contain an indemnity agreement, requiring the subcontractor to indemnify and defend the Indemnified Parties pursuant the terms set forth above. CONTRACTOR shall indemnify the Indemnified Parties, and save it harmless from any and all loss, damage, costs, expenses and attorney's fees suffered or incurred on account of any breach of the aforesaid obligations and covenants, and any other provision or covenant of this agreement.

10 INSURANCE

10.1 CONTRACTOR, at its expense, shall maintain in effect at all times during the performance of work under this Contract not less than the following coverage and limits of insurance, which shall be maintained with insurers listed “A” or better in the Best’s Insurance Guide and authorized to do business in the State of California. **Proof of Insurance, as identified in Section 10.8, must be reviewed and accepted by the City Attorney**.

10.1.1 <u>Workers’ Compensation and Employer’s Liability</u>

- Workers’ Compensation -- coverage as required by the State of California
- Employer’s Liability
  $1,000,000 each accident
  $1,000,000.00 policy limit bodily injury
  $1,000,000.00 each employee bodily injury by disease

10.1.2 <u>Commercial General Liability</u>

- $2,000,000.00 limit on a per occurrence basis
- $4,000,000.00 general aggregate limit

10.1.3 Commercial Automobile Liability

- $2,000,000.00 combined single limit including owned, non-owned and hired automobile coverage

10.2 All of CONTRACTOR's policies shall contain an endorsement providing that written notice shall be given to CITY at least thirty (30) calendar days prior to termination, cancellation, or reduction of coverage in the policy.

10.3 Policies providing for bodily injury and property damage coverage shall contain the following:

A. An endorsement extending coverage to the City as an additional insured, as respects liability arising out of the performance of any work under the Contract. Such insurance shall be primary insurance, as respects the interest of the City, and any other insurance maintained by the City shall be considered excess coverage and not contributing insurance with the insurance required hereunder. The certificates shall state: "The City of Palmdale, Successor Agency to the Community Redevelopment Agency of the City of Palmdale, Palmdale Civic Authority, Housing Authority, Industrial Development Authority, Airport Authority, their officers, agents, employees and volunteers are named as additional insured".

B. "Severability of Interest" Clause.

10.4 Promptly upon execution of this Contract, and prior to commencement of any work, CONTRACTOR shall deliver to CITY certificates of insurance and endorsements to all required policies demonstrating that CONTRACTOR has the required coverage and showing the required named insured. Within five (5) days of written request from CITY, CONTRACTOR shall deliver to CITY full and complete copies of all insurance policies required by this Contract.

10.5 The requirements as to the types and limits of insurance to be maintained by CONTRACTOR are not intended to and shall not in any manner limit or qualify CONTRACTOR's liabilities and obligations under this Contract.

10.6 Any policy or policies of insurance that CONTRACTOR elects to carry as insurance against loss or damage to its equipment and tools or other personal property used in the performance of this Contract shall include a provision waiving the insurer's right of subrogation against CITY.

10.7 All insurance coverage must be maintained throughout the duration of this Contract.

10.8 Acceptable Proof of Insurance:

10.8.1 ACORD Certificate of Insurance listing all coverage, limits, deductibles and insured; and endorsements for all applicable coverage if agent has authority to issue it; or additional insured Form CG20100704 and CG20370704 or equivalent must be

provided for general liability coverage. Additional insured form CA0001 must be provided for automobile liability coverage.

10.8.2 Binders of insurance for all coverage. Agents must confirm that policy endorsements have been ordered from the respective insurance companies. Upon issuance, policy endorsements and a corresponding Certificate of Insurance listing all insurers and coverage must be submitted to the City Attorney.

10.9 Notwithstanding any other provision of this Contract, CITY may immediately terminate this Contract if, at any time CONTRACTOR fails to maintain the required insurance for any period of time or fails to comply with any of the insurance requirements listed above.

10.10 CONTRACTOR shall require any and all subcontractors working on its behalf to provide insurance coverages and limits that are based on the scope of work and nature of risk being performed by the subcontractor. Any and all subcontractors working on behalf of CONTRACTOR shall be subject to all other insurance requirements that are stated herein.

Any deviation in this requirement will be CONTRACTOR's sole risk. CONTRACTOR's insurance requirements in Section 10 will not be impacted and/or limited by such deviation.

11 TERMINATION WITHOUT CAUSE

City reserves the right to terminate this Contract or any part thereof for its sole convenience with fifteen (15) days written notice. In the event of such termination, CONTRACTOR shall immediately stop all work hereunder, and shall immediately cause any of its suppliers and subcontractors to cease such work. CONTRACTOR shall also surrender to CITY all finished or unfinished documents, processes, programs and other supplies and materials, which shall be City’s property. As compensation in full for services performed to the date of such termination, the CONTRACTOR shall receive an amount equal to the value of the work completed as of the termination date in accordance with the fee schedule or as negotiated between the parties. In no event shall the amount payable upon termination exceed the total maximum compensation provided for in this Contract.

12 TERMINATION FOR CAUSE

If CITY determines that CONTRACTOR has failed to supply an adequate working force, or to provide services of proper quality, or has failed in any other respect to satisfactorily perform the services specified in this Contract, CITY shall give written notice to CONTRACTOR specifying all defaults to be remedied within thirty (30) days. Such notice shall set forth the basis for CITY’s dissatisfaction and suggest corrective measures. If, after thirty days, CONTRACTOR has failed to implement appropriate corrective measures, CITY may elect to terminate this Contract in whole or in part.

12.1 In the event CITY terminates this Contract, in whole or in part, for cause, CITY may procure, upon such terms and in such manner, as it may deem appropriate, services similar to those terminated.

12.2 CONTRACTOR shall provide all finished or unfinished documents, data, studies, software, drawings, programs, processes, maps, photographs, reports, etc., prepared by CONTRACTOR within fifteen (15) working days after notice of termination. Upon such termination, CONTRACTOR shall be paid an amount equal to the value of the services provided and work performed as of the date of termination, taking into consideration the costs associated with hiring another CONTRACTOR to complete the services. In ascertaining the value of the work performed up to the date of termination, consideration shall be given to both completed work and work in progress, to complete and incomplete documents when such are delivered to CITY, and to authorized reimbursement expenses. The above is in addition to any other remedies available by law or equity to CITY.

12.3 If, after notice of termination of the Contract under the provisions of this Section 12, it is determined, for any reason, that CONTRACTOR was not in default, or that the default was excusable, then the rights and obligations of the parties shall be the same as if the notice of termination had been issued pursuant to Section 11.

13 DISPUTE RESOLUTION

All claims, disputes, and other matters in question between CITY and CONTRACTOR arising out of or relating to this Contract or the breach thereof shall, to the extent reasonably feasible, be resolved through good faith negotiations between the parties.

14 OWNERSHIP OF PRODUCT

All product, data, documents, programs and software including, but not limited to, research, field notes, investigations, analysis, studies, processes, software, instructions for use and other manuals, whether complete or incomplete, which are prepared or produced in the performance of this Contract are to be, and remain the property of CITY and shall be delivered to or left with CITY upon the completion or termination of this Agreement. CONTRACTOR shall furnish CITY, upon its request, originals and reproducible and electronic copies of product, data reports, studies and of all other documents listed above. Electronic copies shall be provided in an unprotected format which allows CITY to copy, reproduce and makes changes as CITY deems necessary.

15 DELEGATION AND ASSIGNMENT

15.1 CONTRACTOR shall not delegate or assign its duties or rights hereunder, either in whole or in part, without the prior written consent of CITY; provided, however, that claims for money due or to become due to CONTRACTOR from CITY under this Contract may be assigned to a bank, trust company or other financial institution without such approval.

15.2 Any assignment, delegation or subcontract shall be made in the name of CONTRACTOR and shall not bind or purport to bind CITY and shall not release CONTRACTOR from any obligations under this Contract including, but not limited to, the duty to properly supervise and coordinate the work of employees, assignees, delegates and subcontractors. No such assignment, delegation or subcontract shall result in any increase in the amount of total compensation payable to CONTRACTOR under this Contract.

16 NON-DISCRIMINATION AND EQUAL EMPLOYMENT OPPORTUNITY

16.1 In performance of this Contract, CONTRACTOR shall not discriminate against any employee, subcontractor, or applicant for employment because of sex, color, race, religion, ancestry, national origin, disability, medical condition including the medical condition of Acquired Immune Deficiency Syndrome (AIDS) or any condition related thereto, marital status, sexual orientation, age, gender, gender identity, gender expression, genetic information, or military and veteran status. CONTRACTOR will take affirmative action to ensure that applicants are employed, and that employees are treated during employment, without regard to their sex, color, race, religion, ancestry, national origin, disability, medical condition including the medical condition of Acquired Immune Deficiency Syndrome (AIDS) or any condition related thereto, marital status, sexual orientation, age, gender, gender identity, gender expression, genetic information, or military and veteran status . Affirmative action relating to employment shall include, but not be limited to the following: employment, upgrading, demotion or transfer; recruitment; layoff or termination; rates of pay or other forms of compensation; and selection for training, including apprenticeship.

16.2 The provisions of subsection 16.1 above shall be included in all solicitations or advertisements placed by or on behalf of CONTRACTOR for personnel to perform any services under this Contract. CITY shall have access to all documents, data and records of CONTRACTOR and its subcontractors for purposes of determining compliance with the equal employment opportunity and non-discrimination provisions of this Section, and all applicable provisions of Executive Order No. 11246 which is incorporated herein by this reference. A copy of Executive Order No. 11246 is available for inspection at, and on file with, the Palmdale City Clerk’s Office.

17 FINANCIAL INTEREST CERTIFICATION

17.1 CONTRACTOR warrants that no person has been employed or retained to solicit or secure this Contract upon an agreement or understanding for a commission, percentage, brokerage or contingent fee; and that no officer or employee of the CITY has any interest, financially or otherwise, in CONTRACTOR’s firm.

17.2 For breach or violation of this warranty, CITY shall have the right to annul this Contract without liability or at its discretion to deduct from the Contract Price or

consideration, the full amount of such commission, percentage, brokerage or contingent fee.

18 CONFLICT OF INTEREST

18.1 CONTRACTOR stipulates that its officers and employees do not now have a conflict of interest and it further agrees for itself, its officers and its employees that it will not contract for or accept employment for the performance of any work or services with any individual business, corporation or government unit that would create a conflict of interest in the performance of its obligations pursuant to this Contract or which would cause CONTRACTOR to be “financial interested” (as provided in California Government Code Section 1090 et seq. or 87100 et seq.) in any contract or decision made by CITY on any matter.

18.2 CONTRACTOR shall not employ any City official or employee to perform any work required pursuant to this Contract.

18.3 To the extent required by the City Manager or his designee, CONTRACTOR shall complete and file with the City Clerk a Form 700 Statement of Economic Interests disclosing any reportable property interests, income, gifts, investments, or business positions.

19 COMPLIANCE WITH LAW

19.1 CONTRACTOR shall comply with all state and federal laws, including but not limited to, the requirement to hire only those persons authorized by federal law to work in the United States. If CONTRACTOR uses any subcontractors to complete this Contract, this same requirement shall be included in all subcontracts and strictly enforced by CONTRACTOR.

19.2 The law of the state of California shall govern this Contract. The venue of any legal action, either formal or informal, shall be the County of Los Angeles.

19.3 If applicable, CONTRACTOR acknowledges and understands it must comply with the prevailing wage requirements as set forth in Exhibit “A” attached hereto and incorporated herein by reference, as well as the execution of a Worker’s Compensation Certificate attached hereto as Exhibit “B” and incorporated herein by reference.

20 NOTICES

Any notice required under this Contract shall be in writing, addressed to the appropriate party at its address on the signature page and given personally or by registered or certified mail postage prepaid, or by a commercial courier service. All notices shall be effective upon the date of receipt.

21 ENTIRE AGREEMENT AND AMENDMENTS

21.1 This Contract is the complete Agreement between the parties and supersedes all prior proposals, agreements, and understandings between the parties and may not be modified or terminated orally.

21.2 No attempted waiver of any of the provisions hereof, nor any modification in the nature, extent or duration of the work to be performed by CONTRACTOR hereunder, shall be binding unless in writing and signed by the party against whom the same is sought to be enforced.

21.3 The failure of any party to enforce against another party any provision of this Contract shall not constitute a waiver of that party's right to enforce such a provision at a later time, and shall not serve to vary the terms of this Contract.

22 ATTORNEY'S FEES

If any action at law or in equity is brought to enforce or interpret any provisions of this Contract, the prevailing party in such action shall be entitled to reasonable attorney's fees, costs and necessary disbursements, in addition to such other relief as may be sought and awarded.

In Witness Whereof, the parties hereto have caused this Contract to be executed and attested by their respective officers thereunto duly authorized.

CITY OF PALMDALE:

SIGNATURE AREA

Salvador Mendez
City Manager Pro Tem

SIGNATURE AREA

ADDRESS FOR NOTICE:
CITY OF PALMDALE
39110 3rd Street East, Suite C
Palmdale, CA 93550

LANDSCAPE CONNECTION GROUP INC.:

SIGNATURE AREA

Michael Ayala
President/CEO

ADDRESS FOR NOTICE:
LANDSCAPE CONNECTION GROUP INC.
1111 W Avenue L12, Suite A
Lancaster, CA 93534

APPROVE AS TO FORM:

SIGNATURE AREA

Alexanda Halfman
Acting City Attorney

ATTEST:

SIGNATURE AREA

Roxanne Faber
City Clerk

---------- INTERNAL USE ONLY ----------

□Certificate(s) and Endorsement(s) attached
□Confirmed business name on contract with certificate(s)
□Attached Agreement Checklist and met all requirements

EXHIBIT A

Prevailing Wage Requirements

1. This Contract calls for work to be performed constituting public works. Contractor and all subcontractors shall pay the general prevailing rate of per diem wages as determined and as published by the State Director of the Department of Industrial Relations pursuant to Article 2 of Chapter 1 of Part 7, of Division 2 of the State Labor Code, including, but not limited to, Sections 1770, 1771, 1773, 1773.2 and 1774.

2. This is a public work and requires the payment of prevailing wages for the work or craft in which the worker is employed for any public work done under the contract by Contractor or by any subcontractor pursuant to Section 1771 of the Labor Code. Pursuant to the provisions of Section 1773 of the Labor Code of the State of California, the City has obtained the general prevailing rate of per diem wages and the general rate for holiday and overtime work in this locality for each craft, classification, or type of workman needed to execute this contract from the Director of the Department of Industrial Relations. These rates are on file with the City or may be obtained at http://www.dir.ca.gov/OPRL/DPreWageDetermination.htm.

Contractor shall post a copy of such wage rates at the job site and shall pay the adopted prevailing wage rates as a minimum. Contractor shall comply with the provisions of Sections 1775, 1776, 1777.5, 1777.6, and 1813 of the Labor Code. Pursuant to the provisions of 1775 of the Labor Code, Contractor shall forfeit to the City, as a penalty, not more than $200.00 for each calendar day, or portion thereof, for each laborer, worker, or mechanic employed, paid less than the stipulated prevailing rates for any work done under this Contract, by him or by any subcontractor under him, in violation of the provisions of this Agreement.

3. Contractors and subcontractors who are ineligible to bid for work on, or be awarded, a public works project pursuant to Labor Code Sections 1777.1 and 1777.7 are prohibited from bidding on, being awarded, or performing work as a subcontractor, on this Project pursuant to Public Contract Code Section 6109.

4. Contractor's attention is directed to the provisions in Sections 1774, 1775, 1776, 1777.5 and 1777.6 of the Labor Code. Contractor shall comply with the provisions in these Sections. The statutory provisions for penalties for failure to comply with the State's wage and hours laws will be enforced. Pursuant to Section 1775 of the Labor Code, the Contractor and any subcontractors, shall, as a penalty to the City forfeit the prescribed amounts per calendar day, or portion thereof, for each worker paid less than the prevailing wage rates.

5. Pursuant to Labor Code Section 1771.4, the Project is subject to compliance monitoring and enforcement by the California Department of Industrial Relations.

6. Each Contractor and subcontractor shall furnish the records specified in Labor Code Section 1776 directly to the State Labor Commissioner at least monthly in the format prescribed by the State Labor Commissioner.

7. Sections 1774 and 1775 require the Contractor and all subcontractors to pay not less than the prevailing wage rates to all workmen employed in the execution of the Contract and specify forfeitures and penalties for failure to do so. The minimum wages to be paid are those determined by the State Director of the Department of Industrial Relations. Section 1776 requires the Contractor and all subcontractors to keep accurate payroll records, specifies the contents thereof, their inspection and duplication procedures and certain notices required of the Contractor pertaining to their location.

8. Section 1777.5 of the Labor Code requires Contractor or subcontractor employing workers in any apprenticeable occupation to apply to the Joint Apprenticeship Committee nearest the site of the public works project, which administers the apprenticeship program in that trade for a certificate of approval. The certificate will also fix the ratio of apprentices to journeymen to be used in the performance of the Contract. The Contractor is required to make contributions to funds established for the administration of apprenticeship programs if he employs registered apprentices or journeymen in any apprenticeable trade and if other contractors on the public works site are making such contributions. Information relative to apprenticeship standards, contributions, wage schedules and other requirements may be obtained from the State Director of Industrial Relations or from the Division of Apprenticeship Standards. Section 1777.6 of the Labor Code provides that it shall be unlawful to refuse to accept otherwise qualified employees as registered apprentices solely on the grounds of race, religious creed, color, national origin, ancestry, sex, or age.

9. Eight hours labor constitutes a legal day's work, as set forth in Labor Code Section 1810. The statutory provisions for penalties for failure to comply with the State's wage and hour laws will be enforced as set forth in Labor Code Section 1813.

EXHIBIT B
WORKERS' COMPENSATION INSURANCE CERTIFICATE

Pursuant to Section 1861 of the State Labor Code, and all amendments thereto, each contractor to whom a public works contract has been awarded shall sign the following certificate and shall submit same to the City of Palmdale prior to performing any work on the contract:

> "I am aware of the provisions of Section 3700 of the Labor Code which requires every employer to be insured against liability for Worker's Compensation or to undertake self-insurance in accordance with the provisions of that Code, and I will comply with such provisions before commencing the performance of work of this contract."

_____
Contractor

By _____
Print Name

_____
Signature

_____
Title

_____
Date

Section 3700 of the State Labor Code reads as follows:

> "Every employer except the State shall secure the payment of compensation in one or more of the following ways:
>
> (a) By being insured against liability to pay compensation in one or more insurers duly authorized to write compensation insurance in this state.
>
> (b) By securing from the Director of Industrial Relations a certificate of consent to self-insure, which may be given upon furnishing proof satisfactory to the Director of Industrial Relations of ability to self-insure and to pay any compensation that may become due to his employee."

EXHIBIT C
FEE SCHEDULE

Item	Description	Unit of Measure		Price
A.	**MARIE KERR PARK SOFTBALL FIELD #1 - approximate project completion = 4 days**			
1	Marie Kerr Park Mobilization	Lump Sum	$	2,500.00
2	Marie Kerr Park: Turf removal with KORO Field Top Maker FTM 2000 or equivalent	Sq. Ft.	$	19,750.00
3	Marie Kerr Park: Big roll sod installation	Sq. Ft.	$	13,035.00
4a	Marie Kerr Park: Reverse rotation tilling to 6” depth	Sq. Ft.	$	8,900.00
4b	Marie Kerr Park: Laser leveling	Sq. Ft.	$	10,000.00
		Subtotal:	**$**	**54,185.00**
B.	**DESERT SANDS PARK SOCCER FIELD - approximate project completion = 7 days**			
5	Desert Sands Park Mobilization	Lump Sum	$	2,500.00
6	Desert Sands Park: Turf removal with KORO Field Top Maker FTM 2000 or equivalent	Sq. Ft.	$	27,500.00
7	Desert Sands Park: Big roll sod installation	Sq. Ft.	$	18,150.00
8a	Desert Sands Park: Reverse rotation tilling to 6” depth	Sq. Ft.	$	11,000.00
8b	Desert Sands Park: Laser leveling	Sq. Ft.	$	15,000.00
		Subtotal:	**$**	**74,150.00**
C.	**MISCELLANEOUS/ADDITIONAL FEES**			
9	Sod Cutter for smaller Areas	Lump Sum	$	12,480.00
10	Site Clean-up - Marie Kerr Park	Sq. Ft.	$	2,500.00
11	Site Clean-up - Desert Sands Park	Sq. Ft.	$	2,500.00
12	Bond	Lump Sum	$	6,000.00
13	Sand not included in price			
		Subtotal:	**$**	**23,480.00**
		Project Total:	**$**	**151,815.00**

D.	**LABOR RATES**			
14	Supervisor	Hourly Rate	$	150.00
15	Journeyman	Hourly Rate	$	130.00
16	Apprentice Journeyman	Hourly Rate	$	110.00

GUARANTY

In accordance with the terms of the Contract between City of Palmdale, ("City") and the undersigned, under which contract the undersigned shall complete work as described in the Contract documents, the following guarantee of said work is hereby made.

Should any of the items installed pursuant to said Contract, prove defective or should the item as a whole prove defective, due to faulty workmanship, material furnished or methods of installation, or should the said item or any part thereof fail to operate properly, as planned, due to any of the above causes, all within one (1) year after date on which the work is accepted by the City, the undersigned agrees that the repairs shall be made and such materials as are necessary shall be furnished and installed within thirty (30) days after the receipt of demand from the City. In the event repairs are not made within thirty (30) days, the City shall have the unqualified option to make any needed repairs or replacements itself or by any other Contractor. The undersigned agrees to reimburse the City, upon demand, of its expenses incurred in restoring said items to the condition contemplated in said contract, including the cost of any equipment or materials replaced, or upon demand by the City, to replace any such equipment and repair said items completely without cost to the City so that they will operate successfully as originally contemplated.

Emergency repairs must necessarily be made by the City; therefore, when defective material or workmanship results in emergency repairs, the undersigned agrees to reimburse the City, upon demand, expenses incurred.

Said items will be deemed defective within the meaning of this Guaranty in the event that they fail to operate as originally intended thereof and in accordance with the plans and specifications included in said contract. The Faithful Performance Bond for this project shall remain in full force and effect for the entire guarantee period as required in the specifications and contract documents.

_____

Signature Date

APPENDIX A
SITE MAPS

Marie Kerr Park – Softball Field #1 **Approximately 79,000 square feet**
39700 30th Street West, Palmdale, CA 93551

Google Maps Link: Softball Field 1



Desert Sands Park – Soccer Field **Approximately 110,000 square feet**
39117 3rd Street East, Palmdale, CA 93550

Google Maps Link: Soccer Field

TREE PROTECTION NOTES: (PROVIDED BY CITY)

TREE PROTECTION NOTES

URBAN TREES NEED TO BE PROTECTED FROM DAMAGE. TREES NEED PROTECTION TO MAXIMIZE THEIR HEALTH, SAFETY, BENEFITS AND FUNCTIONALITY. MATURE, YOUNG AND NEWLY TRANSPLANTED TREES NEED PROTECTION FROM CONSTRUCTION ACTIVITIES. TREE PROTECTION INVOLVES ACTIVITIES DESIGNED TO PRESERVE AND PROTECT TREE HEALTH BY AVOIDING DAMAGE TO TREE PARTS SUCH AS ROOTS, TRUNK AND CROWN.

FOR MORE INFORMATION ON TREE PROTECTION DURING CONSTRUCTION, THE FOLLOWING RESOURCES ARE SUGGESTED:

- AMERICAN NATIONAL STANDARDS INSTITUTE (ANSI) A300 (Part 5) -CONSTRUCTION MANAGEMENT STANDARD
- INTERNATIONAL SOCIETY OF ARBORICULTURE BEST MANAGEMENT PRACTICES (BMP)-MANAGEING TREES DURING CONSTRUCTION

(ZONE A) CRITICAL ROOT ZONE (CRZ)
"CRITICAL ROOT ZONE" MEANS THE AREA AROUND AND UNDER A TREE. THE RADIUS OF THE CRITICAL ROOT ZONE MEASURES 1 FOOT PER 1 INCH OF DIAMETER AT BREAST HEIGHT (DBH) FROM THE TRUNK OUTWARDS AND TWENTY-FOUR INCHES IN DEPTH. FOR EXAMPLE, FOR A 10 INCH DBH TREE, THE CRITICAL ROOT ZONE IS LOCATED AT LEAST 10 FEET OUT FROM THE TRUNK AND 24 INCHES DEEP.

TREE DIAMETER	CRZ RADIUS	CRZ DIAMETER (INCLUDING TREE TRUNK)
2 INCHES	2 FEET	**4 FEET + TREE TRUNK**
6 INCHES	6 FEET	12 FEET + TREE TRUNK
20 INCHES	20 FEET	40 FEET + TREE TRUNK
50 INCHES	50 FEET	100 FEET + TREE TRUNK

(ZONE B) DRIP LINE
"DRIP LINE" IS THE AREA ON THE GROUND BELOW THE TREE WITH A BOUNDARY DESIGNATED BY THE EDGE OF THE TREE'S CROWN. THE TREE CROWN REFERS TO THE PORTION OF THE TREE BEGINNING AT THE LOWEST MAIN SCAFFOLD BRANCH EXTENDING TO THE TOP OF THE TREE INCLUDING ALL THE BRANCHES AND FOLIAGE BUT NOT INCLUDING ANY CLEAR STEM/TRUNK. ON YOUNGER TREES, THE CROWN MAY BE COMPRISED OF TEMPORARY BRANCHES. FOR YOUNG TREES, ZONE A AND B MAY BE ONE AND THE SAME

(ZONE C) FEEDER ROOT LINE
"FEEDER ROOT ZONE" IS THE AREA UNDER AND AROUND A TREE. THE RADIUS OF THE FEEDER ROOT ZONE MEASURES 2 FEET PER ONE INCH OF DBH FROM THE TRUNK OUTWARDS AND 24 INCHES IN DEPTH. FOR EXAMPLE, FOR A 10 INCH DBH TREE, THE FEEDER ROOT ZONE IS LOCATED AT LEAST 20 FEET OUT FROM THE TRUNK AND 24 INCHES DEEP.

TREE PROTECTION ZONE (TPZ)
"TREE PROTECTION ZONE" (TPZ) IS AN ARBORIST-DEFINED AREA SURROUNDING THE TRUNK INTENDED TO PROTECT THE ROOTS AND SOIL TO ENSURE FUTURE TREE HEALTH AND STABILITY. A TPZ CONSISTS, AT A MINIMUM, OF ZONE A OR B, WHICHEVER IS GREATER, OR MAY BE ANOTHER AREA (TYPICALLY LARGER) AS DEFINED BY THE ARBORIST. FENCING MAY NOT BE REQUIRED IN PORTIONS OF THE TREE PROTECTION ZONE THAT ARE COVERED BY PAVEMENT, THAT WILL REMAIN UNDISTURBED DURING THE CONSTRUCTION ACTIVITIES, BUT OTHER RESTRICTIONS AND PROTECTION MEASURES ARE REQUIRED AS DISCUSSED BELOW.

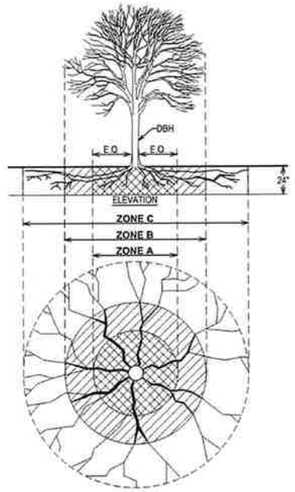

PLAN

TREE PROTECTION PLANS
ANY PERSON CONDUCTING CONSTRUCTION ACTIVITIES SUCH AS: EXCAVATION, FILLING, TUNNELING, TRENCHING, COMPACTING, DEMOLITION, UTILITY WORK OR OTHER LAND DISTURBING ACTIVITY IN THE CRITICAL ROOT ZONE OR DRIP LINE OF ANY TREE, MUST SUBMIT A TREE PROTECTION PLAN TO BE APPROVED BY THE CITY. THE TREE PROTECTION SITE PLAN SHALL BE INCORPORATED INTO THE DEMOLITION AND TEMPORARY EROSION AND SEDIMENT CONTROL PLANS

TREE PROTECTION PLANS SHALL INCLUDE EACH OF THE FOLLOWING ELEMENTS:
1. AN ARBORIST REPORT, DETAILING THE TREE'S(S') HEALTH, CONDITION AND RECOMMENDATION FOR OR AGAINST RETENTION; AND
2. A SITE PLAN THAT IS DRAWN TO SCALE AND SHOWS:
   - ALL TREES TO BE PRESERVED ON THE SITE INCLUDING THEIR SPECIES, DIAMETER AT BREAST HEIGHT (DBH) AND TREE PROTECTION ZONE (INCLUDING REQUIRED FENCING LOCATION);
   - LOCATION OF EXISTING AND/OR PROPOSED UTILITIES
   - PROPOSED GRADE CHANGES AND CROSS-SECTIONS; AND
   - LOCATION OF PROPOSED NEW TREES

ALTERNATIVE TREE PROTECTION PLANS
IF THE REQUIREMENTS FOR A TREE PROTECTION PLAN CONTAINED HEREIN CANNOT BE MET, AN ALTERNATIVE TREE PROTECTION PLAN MAY BE SUBMITTED BY AN ARBORIST. THE ALTERNATIVE MUST SHOW ALTERNATIVE MEANS FOR ACHIEVING TREE PROTECTION AND INCLUDE A STATEMENT BY THE ARBORIST THAT THE PLAN PROVIDES THE SAME LEVEL OF PROTECTION AS THE REQUIREMENTS IN THIS CHAPTER. THE CITY WILL MAKE THE FINAL DECISION ON WHETHER AN ALTERNATIVE PLAN IS ACCEPTABLE BASED ON THE LIKELIHOOD OF THE CONSTRUCTION IMPACTS AFFECTING THE TREE'S HEALTH AND STABILITY.

TREE PROTECTION FENCING
ANY PERSON ENGAGING IN WORK THAT REQUIRES A TREE PROTECTION PLAN, OR ANY PERSON CAUSING SUCH WORK TO BE PERFORMED, MUST ENSURE THAT TREES SHALL BE SUFFICIENTLY GUARDED AND PROTECTED BY THOSE RESPONSIBLE FOR SUCH WORK. REQUIREMENTS FOR TREE PROTECTION FENCING FOR TREES TO BE PRESERVED DURING CONSTRUCTION ARE AS FOLLOWS:

TREES ARE NOT LOCATED DIRECTLY ADJACENT TO RETAINED PAVEMENT
ERECT READILY VISIBLE 6 FOOT HIGH CHAIN LINK FENCING AT THE EDGE OF THE TREE PROTECTION ZONE, AND AT THE BOUNDARY OF ANY OPEN SPACE TRACTS OR CONSERVATION EASEMENTS THAT ABUT THE CONSTRUCTION SITE EXCEPT WHERE, DUE TO SPACE RESTRICTIONS, A SPECIFIC DISTANCE IS SPECIFIED AND APPROVED BY THE ARBORIST/CITY.

TREES LOCATED DIRECTLY ADJACENT TO RETAINED PAVEMENT
1. FENCING SHALL BE FLUSH WITH THE INITIAL UNDISTURBED GRADE
2. TREE PROTECTION SIGNS SHALL BE ATTACHED TO THE FENCING. MAINTAIN THE FENCING IN PLACE UNTIL THE CITY AUTHORIZES REMOVAL. DO NOT AFFIX SIGNS TO TREES
3. ENSURE THAT ANY CLEARING, GRUBBING OR LANDSCAPING DONE IN TPZ, SUBSEQUENT TO THE REMOVAL OF THE FENCING, SHALL BE ACCOMPLISHED WITH LIGHT MACHINERY (EX. SOD CUTTER) OR HAND LABOR.
4. NO CONSTRUCTION ACTIVITY SHALL OCCUR WITHIN THE TPZ WITHOUT PRIOR WRITTEN APPROVAL FROM THE CITY. IF CONSTRUCTION ACTIVITIES AREA DESIRED TO BE CONDUCTED WITHIN THE TPZ, THE CITY SHALL BE GIVEN AT LEAST 24 HOUR NOTICE PRIOR TO ANTICIPATED COMMENCEMENT OF CONSTRUCTION ACTIVITIES. PROHIBITED WORK NEEDING APPROVAL INCLUDES BUT IS NOT LIMITED TO:
   - DUMPING OF CONSTRUCTION WASTE;
   - STORAGE OF MATERIALS;
   - STORAGE OF VEHICLES OR EQUIPMENT;
   - TRENCHING;
   - CHANGING SOIL GRADE; (WHEN FILL IS ADDED OVER EXISTING SOILS, AIR AND WATER THAT ARE ESSENTIAL FOR NORMAL ROOT FUNCTIONING MAY BE BLOCKED. AS A RESULT, ROOTS SMOTHER AND DIE. THIS EFFECT IS COMPOUNDED WHEN THE ADDED SOIL IS COMPACTED FOR CONSTRUCTION PURPOSES. LESS DAMAGE TO A TREE'S ROOTS IS LIKELY WHEN THE GRADE IS LOWERED THAN WHEN IT IS RAISED, UNLESS A GREAT DEAL OF THE ROOT MASS IS EXPOSED OR REMOVED. REMOVING 1 TO 2 INCHES OF SOIL NORMALLY WILL NOT AFFECT A TREE ADVERSELY, ESPECIALLY IF STEPS ARE TAKEN TO ENSURE THAT DROUGHT DAMAGE DOES NOT RESULT FROM LOSS OF ROOTS OR ROOT COVER. A GENERAL RULE-OF-THUMB USED BY LANDSCAPE ARCHITECTS IS TO REMOVE NO MORE THAN 6 INCHES OF SOIL FROM THE EXISTING GRADE IN THE CRZ; HOWEVER, THIS IS DEPENDENT ON THE SOILS IN WHICH THE TREE IS GROWING. A TREE'S ROOTS MAY ALL EXIST IN THE TOP FOOT OF A SHALLOW SOIL; REMOVING THE TOP 6 INCHES WOULD HAVE TREMENDOUS NEGATIVE IMPACT IN THAT CASE.)
   - COMPACTING SOIL WITH VEHICLE OR EQUIPMENT TRAFFIC;
   - INSTALLING PAVEMENT OF ANY KIND;
   - ATTACHING ANYTHING TO TREES USING NAILS, CREWS AND/OR SPIKES; OR
   - CAUSING INJURY BY FIRE OR EXCESSIVE HEAT

WORKING IN THE TREE PROTECTION ZONE - PROTECTIVE MEASURES
WHILE CERTAIN CONSTRUCTION ACTIVITIES ARE LIMITED OR PROHIBITED WITHIN THE TPZ, IT IS RECOGNIZED THAT SOME ACTIVITIES CANNOT BE AVOIDED. IF ANY CONSTRUCTION ACTIVITIES ARE TO BE CONDUCTED WITHIN THE TPZ, THE FOLLOWING PROTECTIVE MEASURES SHALL BE CONDUCTED.

SURFACE PROTECTION MEASURES
IF TRAFFIC AND CONSTRUCTION ACTIVITIES CANNOT BE KEPT OUT OF THE TREE PROTECTION ZONE FOR THE ENTIRE DURATION OF CONSTRUCTION, ACTIONS SHALL BE TAKEN TO DISPENSE THE VEHICULAR LOAD AND/OR SURFACE COMPACTION TO PROTECT THE ROOTSAND MINIMIZE ROOT DAMAGE.

SURFACE PROTECTION MEASURES INCLUDE:
1. APPLYING 6 TO 12 INCHES OF WOOD CHIP MULCH TO THE AREA;
2. LAYING ¾ -INCH PLYWOOD OVER 4x4 WOOD BEAMS OVER A 4+ INCH THICK LAYER OF WOOD CHIP MULCH;
3. APPLYING 4 TO 6 INCHES OF GRAVEL OVER A TAUT, STAKED GEOTEXTILE FABRIC;
4. PLACING STEEL PLATES ON TOP OF A 4+ INCH THICK LAYER OF WOOD CHIP MULCH; OR
5. PLACING COMMERCIAL OR LOGGING ROAD MATS ON TOP OF A 4+ INCH THICK LAYER OF WOOD CHIP MULCH.

TRUNK PROTECTION MEASURES
IF TRAFFIC AND CONSTRUCTION ACTIVITIES CANNOT BE KEPT OUT OF THE TPZ FOR THE ENTIRE DURATION OF CONSTRUCTION, ACTIONS SHALL BE TAKEN TO PROTECT THE TRUNK FROM INCURRING DAMAGE.

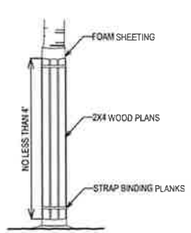

TRUNK PROTECTION MEASURES:
INSTALL 2-INCH THICK WOOD PLANKS AROUND THE TRUNK OF THE TREE WITH 1/4" OR GREATER CLOSED-CELL FOAM PADS BETWEEN THE TRUNK AND PLANKS. THE HEIGHT OF THE WOOD PLANS SHALL BE 4 FEET MINIMUM, OR MATCH THE HEIGHT OF THE VEHICLE CLEARANCE, WHICHEVER IS GREATER. USE STRAPS OR WIRE TO BIND THE PLANKS IN PLACE. DO NOT DRIVE FASTENERS INTO THE TREE. IF THE PROTECTIVE PLANKS ARE TO BE IN PLACE FOR LONGER THAN 6 MONTHS, LOOSEN AND ADJUST THE PLANKS EVERY 3 MONTHS TO ALLOW FOR GROWTH.

SUPPLEMENTAL IRRIGATION:
IF CONSTRUCTION ACTIVITIES ARE CONDUCTED WITHIN THE TPZ DURING THE MONTHS OF MAY THROUGH SEPTEMBER SUPPLEMENTAL IRRIGATION, WHICH COULD INCLUDE HAND WATERING OR ANOTHER REGULAR SOURCE OF WATER, SHALL BE PROVIDED. TREES SHALL BE IRRIGATED TO PROVIDE AT LEAST 1 INCH OF WATER APPLIED ONCE A WEEK DIRECTLY TO THE
ROOT SYSTEM USING A SLOW DELIVERY METHOD TO ALLOW FOR ADEQUATE INFILTRATION. THE DELIVERY METHOD SHALL BE IDENTIFIED ON THE WORK PLAN.

ALL TREES ELECTED TO BE RETAINED THROUGH CONSTRUCTION SHALL BE MONITORED FOR SIGNS OF DROUGHT STRESS.
SIGNS OF DROUGHT STRESS INCLUDE:
- LEAF CURLING OR ROLLING
- LEAF DROP
- EARLY FALL COLOR
- DIEBACK ON LEADERS (ESP. IN CONIFERS).

CANOPY/CLEARANCE PRUNING:
IF CANOPY/CLEARANCE PRUNING IS REQUIRED TO PROVIDE ADEQUATE CLEARANCE FOR CONSTRUCTION EQUIPMENT, THE CROWN RAISING METHOD OF PRUNING SHALL BE APPLIED TO ACHIEVE CLEARANCE. TYPICAL VEHICULAR CLEARANCE IS 14 FEET OVER VEHICULAR TRAFFICKED AREAS.

WHERE EXCESSIVE PRUNING WOULD BE NECESSARY FOR CONSTRUCTION CLEARANCE, TEMPORARY TIE-UP OF LOWER
LIMBS MAY BE CONSIDERED APPROPRIATE SO LONG AS THE LIMBS ARE NOT STRUCTURALLY DAMAGED.

WORKING IN THE TREE PROTECTION ZONE – TRENCHING / EXCAVATION:
GENERAL BORING /TUNNELING/JACKING IS PERMITTED IN ALL ZONES PROVIDING THAT:
1. ALL SOIL DISTURBANCE IS AT A MINIMUM DEPTH OF 2 FEET BELOW GRADE;
2. THE RECEIVING / INSERTION POINT IS NOT LOCATED WITHIN ZONES A AND B; AND,
3. THE DIAMETER OF THE TUNNEL IS NOT TO EXCEED 6 INCHES.

ZONE A (CRITICAL ROOT ZONE)
1. NO DISTURBANCE ALLOWED WITHOUT SITE-SPECIFIC INSPECTION AND APPROVAL OF METHODS TO MINIMIZE ROOT
2. DAMAGE, EXCEPT IN THE CASE OF TUNNELING / BORING / JACKING / AIR SPADING OR VACUUMING.
3. SEVERING ROOTS LARGER THAN 2 INCHES IN DIAMETER REQUIRES CITY APPROVAL.
4. TUNNELING/BORING/JACKING IS REQUIRED TO INSTALL LINES 3 FEET BELOW GRADE OR DEEPER.

ZONE B (DRIP LINE)
1. OPERATION OF HEAVY EQUIPMENT AND/OR STOCKPILING OF MATERIALS ARE SUBJECT TO CITY APPROVAL, AND REQUIRES SPECIFIC SURFACE PROTECTION MEASURES LIKE A 4" LAYER OF MULCH TO MITIGATE COMPACTION ISSUES.
2. TRENCHING MAY BE ALLOWED IF ADHERING TO THE FOLLOWING:
   - EXCAVATION BY AIR SPADE OR VACUUM MAY BE REQUIRED;
   - TRENCH WIDTH MUST BE LIMITED;
   - NO DISTURBANCE IN ZONE A IS ALLOWED; AND,
   - 2/3 OR MORE OF ZONE B MUST BE MAINTAINED IN AN UNDISTURBED CONDITION.
3. BORING MAY BE REQUIRED FOR TRENCHES DEEPER THAN 3 FEET.

ZONE C (FEEDER ROOT ZONE)
1. OPERATION OF HEAVY EQUIPMENT AND/OR STOCKPILING OF MATERIALS IS SUBJECT TO CITY APPROVAL, AND MAY REQUIRE SPECIFIC SURFACE PROTECTION MEASURES, LIKE A 4" LAYER OF MULCH TO MITIGATE COMPACTION ISSUES.
2. TRENCHING IS ALLOWED WITH STRICT ADHERENCE TO THE FOLLOWING:
   - EXCAVATION BY AIR SPADE OR VACUUM MAY BE REQUIRED;
   - TRENCH WIDTH MUST BE LIMITED;
   - NO DISTURBANCE IN ZONE A IS ALLOWED; AND,
   - 2/3 OR MORE OF ZONE C MUST BE MAINTAINED IN AN UNDISTURBED CONDITION.

CRITICAL ROOT ZONE – PROHIBITED CONSTRUCTION ACTIVITIES
THE FOLLOWING ACTIVITIES ARE PROHIBITED WITHIN THE CRITICAL ROOT ZONE:
- DUMPING OR STORING MATERIALS SUCH AS BUILDING SUPPLIES, SOIL, WASTE ITEMS, VEHICLES OR EQUIPMENT;
- PARKING VEHICLES;
- EXCAVATING FOR UTILITY OR BUILDING CONSTRUCTION;
- CONSTRUCTING NEW PAVED SURFACES; AND
- SIGNIFICANT CHANGES TO THE GRADE OR DRAINAGE PATTERNS TO THE TREE(S).

ANY LANDSCAPING DONE IN THE CRZ SUBSEQUENT TO THE REMOVAL OF THE FENCING SHALL BE ACCOMPLISHED BY
HAND OPERATED EQUIPMENT OR, WHEN NOT FEASIBLE TO BE DONE BY HAND, SHALL BE CONDUCTED WITH THE
SMALLEST MECHANIZED EQUIPMENT NECESSARY.

POST-CONSTRUCTION TREE MONITORING
ALL TREES RETAINED THROUGH CONSTRUCTION SHALL BE MONITORED AND MAINTAINED INCLUDING MULCHING, IRRIGATION AND PRUNING WHERE NECESSARY, FOR THE NEXT 3 YEARS FOLLOWING CONSTRUCTION. TREES SHALL BE INSPECTED ANNUALLY TO LOOK FOR CHANGES IN CONDITION AND SIGNS OF PESTS OR DISEASE.

ON-GOING PROTECTION ACTIVITIES FOLLOWING CONSTRUCTION INCLUDE:
- MAINTAINING A MULCHED, GRASS-FREE AREA AROUND THE TRUNK TO AVOID DAMAGE BY MOWERS OR STRING TRIMMERS;
- KEEPING BUILDING AND OTHER MAINTENANCE ACTIVITIES AWAY FROM THE LIMBS AND TRUNKS OF TREES DURING REPAIR PROJECTS;
- AVOIDING SOIL CONTAMINATION FROM OIL, GASOLINE, PAINT, PAINT THINNER, OR OTHER CHEMICALS; AND,
- NOT ATTACHING WIRES, CABLES, CONDUIT, MAILBOXES OR OTHER OBJECTS TO THE TREES.

ANY NECESSARY ROOT PRUNING MUST BE DONE ACCORDING TO THE RECOMMENDATION OF A CITY ARBORIST. WE SHOULD CONSIDER DG IN PLACE OF CONCRETE WHERE EXISTING CONCRETE IS BUCKLED IN TPZ.

City Council Staff Report

DATE: **MAY 6, 2025**

TO: **HONORABLE MAYOR AND CITY COUNCIL**

FROM: **PUBLIC WORKS DEPARTMENT**
ENGINEERING DIVISION

DISTRICT: **ALL**

SUBJECT: **ACCEPT NOTICE OF COMPLETION (NOC) FOR PN 869 - ARTERIAL ROAD RESURFACING PROJECT ON PALMDALE BOULEVARD BETWEEN 70th STREET EAST AND 90th STREET EAST**

RECOMMENDATION

Staff recommend that the City Council:

1. Accept the NOC for completed Arterial Road Resurfacing Project on Palmdale Boulevard between 70th Street East and 90th Street East; and,

2. Authorize the City Manager Pro Tem or his designee to file the NOC and release the security for the completed public street improvements.

BACKGROUND

The Arterial Road and Resurfacing project is located on Palmdale Boulevard between 70th Street East and 90th Street East. The project's improvements included pavement rehabilitation and full-depth reclamation along Palmdale Boulevard, 10th Street West, and Rayburn Road/Avenue R, and pavement reconstruction along Avenue N and 40th Street, 10th Street West, Rayburn Road/Avenue R, and 35th Street East. Work consisted of cold milling existing asphalt concrete, asphalt overlay, removal of existing asphalt, construction of new asphalt concrete, installation of aggregate base, unclassified excavation, full depth pulverization of existing asphalt and subgrade, grading of pulverized materials, mixing and grading cement treated base, mobilization, traffic control, clearing and grubbing, signing and striping, installing traffic signal loops, adjusting utility covers to grade, potholing and preparation of NPDES (National Pollutant Discharge Elimination System).

DISCUSSION

The NOC is presented by Section 16.110.060 of Palmdale's Municipal Code. This action will accept the roadway improvements as complete and initiate the City's release of applicable securities posted for this project by the City's subdivision regulations.

FISCAL IMPACT

$0; There is no fiscal impact associated with this action. Project costs totaled 18,000,000, and was funded using Road Maintenance and Rehabilitation Account (RMRA SB1), Gas Tax, Prop C Local Return, and Transportation Development Act (TDA) Article 8 funds.

STRATEGIC PLAN

Goal III: Invest in infrastructure to improve community livability.

C. Plan and maintain safe and attractive neighborhoods, streets, facilities, and public spaces with exciting programming that promotes active fun for everyone.

Prepared by:	Leonardo Torres, P.E. Director of Public Works
Certified as to availability of Funds:	Janelle Samson, Director of Operations
Approved by:	Salvador Mendez, City Manager Pro Tem
Approved as to form:	Alexandra Halfman, Acting City Attorney

ATTACHMENTS

NOC
Project Photos

RECORDING REQUESTED BY:
City of Palmdale
Public Works Department

WHEN RECORDED MAIL TO:
City of Palmdale
Office of the City Clerk
38300 Sierra Highway, Suite C
Palmdale, CA 93550

PURSUANT TO CIVIL CODE SECTION
C.C. 3093

NOTICE OF COMPLETION

NOTICE IS HEREBY GIVEN:

1. The City of Palmdale, a municipal corporation, is the owner in fee, of certain public improvement known as Arterial Road Rehabilitation Project, City Project Number PN 847A & 869.

2. The City's address is 38300 Sierra Highway, Palmdale, California 93550.

3. The general location of said public improvement is Citywide; Avenue N, 40th Street East, 6 th Street East, 10th Street West, Palmdale Boulevard, Rayburn Road/Avenue R, and 35th Street East, Palmdale, California 93350.

4. On April 3, 2024, a construction contract for said public improvement was awarded to Sully-Miller Contracting Co.,135 S. State College Boulevard, Suite 400, Brea, CA 92821.

5. Work under said contract was completed on April 10, 2025, to the satisfaction of the City of Palmdale, and the City hereby accepts the project as complete.

Dated: May 6, 2025

Salvador Mendez, City Manager Pro Tem
City of Palmdale

VERIFICATION

I, the undersigned, say: I am the Director of Public Works, the declarant of the foregoing notice of completion; I have read the said notice of completion and know the contents thereof; the same is true of my own knowledge. I declare under penalty of perjury that the foregoing is true and correct.

Executed on May 6, 2025, in the City of Palmdale, California.

Lee Torres, Director of Public Works

NOTICE OF COMPLETION
ARTERIAL ROAD RESURFACING

CITYWIDE: 13.35 LANE MILES RESURFACED WITH THE PROGRAM



COMPLETED PUBLIC IMPROVEMENTS

AVE R, AVE N, 6TH ST E, 30TH ST E, 40TH ST E, 10TH ST W, PALMDALE BLVD



COMPLETED PUBLIC IMPROVEMENTS



MINUTES
CITY COUNCIL
CITY HALL COUNCIL CHAMBER
38300 SIERRA HIGHWAY, SUITE B
PALMDALE, CALIFORNIA
APRIL 12, 2025

www.cityofpalmdale.org

1) CALL MEETING TO ORDER

Mayor Loa called the meeting to order at 10:07 am.

Note: All City Council memberships are reflected in their City Council titles.

2) ROLL CALL MAYOR LOA, MAYOR PRO TEM BETTENCOURT, COUNCILMEMBERS BISHOP, OHLSEN, ALARCÓN

PRESENT: Richard J. Loa, Austin Bishop, Eric Ohlsen, Andrea Alarcón.
ABSENT: Laura Bettencourt.

3) PLEDGE OF ALLEGIANCE AND MOMENT OF SILENCE

Mayor Loa announced that a moment of silence would be held in memory of Rhonda Camacho and Johnny Zamrzla. Kathy Mac Laren-Gomez led the Pledge of Allegiance.

4) PUBLIC COMMENTS

The following individuals provided public input: Matt Luker discussed the agenda format and transparency. Mayor Loa explained the purpose of the meeting; Jason Zink discussed the agenda format, streets, super commuter opportunity zone, and government transparency.

Motion: Suspend the rules for public comments and offer the opportunity for the public to speak after the presentation.
Moved by Andrea Alarcón, seconded by Eric Ohlsen.

Vote: Motion carried (4-0)
Yes: Richard J. Loa, Austin Bishop, Eric Ohlsen, Andrea Alarcón.
Absent: Laura Bettencourt.

5) PRESENTATION

5.1) City Council Strategic Planning Workshop.

Patrick Ibarra, Consultant at The Mejorando Group, discussed the agenda for the day. The council and the consultant discussed the session's ground rules and desired outcomes.

Councilmembers provided their feedback regarding the benefits of good government, which included quality of life, street improvements, delivery of essential services, improving mental health in the community, improving public safety, preventing illegal dumping, creating safe neighborhoods and schools, providing employment opportunities, promoting home ownership, advocating for citizens, fostering direct relationships with constituents, and cleaning up graffiti.

Councilmembers discussed their desired legacies:

Councilmember Alarcón would like to open doors of opportunity to district residents and provide resources for the community.

Councilmember Bishop stated he would like to see Palmdale become one of the best communities in Southern California, increase development, and give residents a good quality of life.

Councilmember Ohlsen wants to do the work for the people, redefine relationships, and improve transportation and the quality of life for residents.

Mayor Loa would like to improve the quality of life for residents and showcase and make Palmdale better.

Mr. Ibarra shared strategies for creating a more collaborative, effective Council.

The following individuals provided public input: Matt Luker, Transplants Brewery Company, spoke about the City's collaboration with businesses; Jason Zink discussed the super commuter zone, economic district, and Palmenthol Park; and Kathy Mac Laren-Gomez spoke about supporting everyone and working together as a team.

Lunch was held from 11:46 am to 12:30 pm.

There was discussion regarding the roles and expectations of the Elected Officials, the City Manager, the Department Directors, the city staff, and the community members.

The City Management Team provided updates on the following:

City Manager Pro Tem Mendez - Chimbole Center, Civic Center Conceptual Plan, Palmdale Blvd Relinquishment, Rancho Vista Grade Separation, Retail Cannabis, Housing & Industrial Update, 56-acre land development, and Sponsorships.

Deputy City Manager Gallagher - South Antelope Valley Emergency Services (SAVES), Emergency Operation Center (EOC), Rebranding, and Street Sweeping.

Deputy City Manager Lopez - McAdam Park, and Mental Health & Wellbeing.

Mr. Ibarra noted several items of Council interest from staff updates, which included Development, Council meeting protocols, Economic Development,

Street Sweeping, prioritizing Capital Improvement Projects, Sponsorships, and Mental Health.

Councilmembers provided a list for the City Management Team that included Rebranding, Development, Palmdale Blvd. Negotiations, Wellbeing Lab, Measure PD Sales Tax, Sheriff's Department Contract, Public Safety Plan, Animal Control Contract, Waste Management Contract, EPIC, Equestrian Center, Union Training Facility, Civic Center, Transportation Center, Recreation Center at Oasis Park, Domestic Violence Shelter, Cemetery that includes veterans, Veteran Wall, and Pickle Ball Courts.

The following individual provided public comments: Kathy Mac Laren-Gomez spoke in support of the Council retreat.

6) ADJOURNMENT

Mayor Loa adjourned the meeting at 3:01 pm.

PASSED, APPROVED, and ADOPTED this 6th day of May 2025.

_____
Richard J. Loa, Mayor

ATTEST:

_____
Rochelle Scott, City Clerk

MINUTES
CITY COUNCIL
CITY HALL COUNCIL CHAMBER
38300 SIERRA HIGHWAY, SUITE B
PALMDALE, CALIFORNIA
APRIL 15, 2025

www.cityofpalmdale.org

1) CALL MEETING TO ORDER

Mayor Loa called the meeting to order at 5:00 pm.

Note: All City Council memberships are reflected in their City Council titles.

2) ROLL CALL MAYOR LOA, MAYOR PRO TEM BETTENCOURT, COUNCILMEMBERS BISHOP, OHLSEN, ALARCÓN

PRESENT: Richard J. Loa, Laura Bettencourt, Austin Bishop, Eric Ohlsen, Andrea Alarcón.
ABSENT: None.

3) PLEDGE OF ALLEGIANCE AND MOMENT OF SILENCE

Mayor Loa announced a moment of silence for Rhonda Camacho and Johnny Zamrzla. Councilmember Ohlsen led the Pledge of Allegiance.

City Manager Pro Tem Mendez withdrew items 5.2 and 12.2 from the agenda, they were not considered.

4) PUBLIC COMMENTS

CONSENT CALENDAR, APPOINTMENT(S), NEW BUSINESS, AND CLOSED SESSION:

Motion: A motion was made and passed to restore the public comment sections to three minutes for the Consent Calendar, Appointments and New Business together, and the Closed Session separate.
Moved by Eric Ohlsen, seconded by Andrea Alarcón.

Vote: Motion carried (5-0)
Yes: Richard J. Loa, Laura Bettencourt, Austin Bishop, Eric Ohlsen, Andrea Alarcón.

Jason Zink spoke on the down-payment assistance program and assessment districts.

Council pulled items 5.8 and 5.9 for discussion.

5) CONSENT CALENDAR

5.1) Waive full reading of the Resolution(s) and/or Ordinance(s) to be considered and voted on at this meeting. (This allows for reading the title only in lieu of reciting the entire text).

5.2) Approve Down-Payment Assistance Program.
This item was not heard; it was withdrawn from the agenda

5.3) Adopt Resolution No. CC 2025-025, a Resolution of the City Council of the City of Palmdale directing the preparation of the annual Engineer's Report for the continuation of the annual levy of assessments and designating the Engineer of Work for fiscal year 2025-26 for the City of Palmdale Drainage Benefit Assessment Districts No. 1 and No. 2006-02.

5.4) Adopt Resolution No. CC 2025-026, a Resolution of the City Council of the City of Palmdale directing the preparation of the annual Engineer's Reports for the continuation of the annual levy of assessments and designating the Engineer of Work for fiscal year 2025-26 for the City of Palmdale Landscape Maintenance Assessment Districts and Annexations, Park Maintenance and Recreation Improvement District, and Streetlight Maintenance Assessment Districts and Annexations.

5.5) Adopt Resolution No. CC 2025-034, a Resolution of the City Council of the City of Palmdale adopting the Joint Resolution of the Board of Supervisors of the County of Los Angeles acting on behalf of the Los Angeles County General Fund, Los Angeles County Consolidated Fire Protection District, the Board of Directors of the County Sanitation District No. 14 of Los Angeles County and the governing bodies of the Antelope Valley Cemetery District, Antelope Valley Mosquito and Vector Control District, Antelope Valley Resource Conservation District, City of Palmdale, and the Palmdale Water District - Zone E approving and accepting the negotiated exchange of property tax revenues resulting from annexation to County Sanitation District No. 14 Entitled Annexation No. 464.

5.6) Approve Third Amendment to the Agreement with SOV Security for PN 872, Citywide Security Upgrades, increasing the agreement by $255,750 for the total not to exceed amount of $1,525,616 with an extension of 180 calendar days for a total of 596 calendar days.

5.7) Approve Third Amendment to the Agreement with Schneider Electric for professional services for PN 880, ESCO Energy Project, increasing the agreement by $84,450 for the total not to exceed amount of $15,336,605 with an extension of three months for a total term of 22 months.

5.8) Approve requisition with National Auto Fleet for the purchase of two new Roadline GPMT Graffiti Trucks for a total not to exceed amount of $334,500; and approve requisition with Inland Kenworth (US), Inc. for the purchase of a

new T880 Super 10 Dump Truck for a total not to exceed amount of $285,000; and approve requisition with Municipal Maintenance Equipment for the purchase of a new Petersen Lightning Loader for a total not to exceed amount of $295,000; and approve requisition with PB Loader Corporation for the purchase of a new B-5 Asphalt Truck for a total not to exceed amount of $360,000.

Deputy Director of Public Works Livingston presented the staff report and spoke about the features of the vehicles purchased.

Council spoke in support of this item and thanked the leadership.

Mayor Pro Tem Bettencourt provided information to the public for reporting graffiti.

Motion: Approve requisitions 250913, 250915, 250917, 250930.
Moved by Andrea Alarcón, seconded by Austin Bishop.

Vote: Motion carried (5-0)
Yes: Richard J. Loa, Laura Bettencourt, Austin Bishop, Eric Ohlsen, Andrea Alarcón.

5.9) Notice of Completion (NOC) - Accept public landscape improvements for Palmdale Terrace Apartments located at 2650 East Avenue Q-12.

Director of Public Works Torres presented the staff report. Council spoke in support of this item.

Motion: Accept Notice of Completion (NOC) - Accept public landscape improvements for Palmdale Terrace Apartments located at 2650 East Avenue Q-12.
Moved by Andrea Alarcón, seconded by Eric Ohlsen.

Vote: Motion carried (5-0)
Yes: Richard J. Loa, Laura Bettencourt, Austin Bishop, Eric Ohlsen, Andrea Alarcón.

5.10) Notice of Completion (NOC) - Accept public street improvements for Legacy Lane Industrial Building located at 40347 Legacy Lane.

5.11) Approve the minutes from the previous meeting.

Motion: Approve all items listed under the Consent Calendar except item 5.2, which was withdrawn from the agenda, and items 5.8 and 5.9, which were pulled for discussion.
Moved by Austin Bishop, seconded by Laura Bettencourt.

Vote: Motion carried (5-0)
Yes: Richard J. Loa, Laura Bettencourt, Austin Bishop, Eric Ohlsen, Andrea Alarcón.

6) APPOINTMENTS

6.1) Appoint one (1) member to serve on the Antelope Valley Mosquito and Vector Control District Board.

Public Comments: None.

Mr. Gee and Mr. Acevedo introduced themselves and spoke regarding their experience.

There was Council discussion regarding the applicants.

Motion: Appoint Mr. Acevedo as a member to serve on the Antelope Valley Mosquito and Vector Control District Board.
Moved by Eric Ohlsen, seconded by Austin Bishop.

Vote: Motion carried (5-0)
Yes: Richard J. Loa, Laura Bettencourt, Austin Bishop, Eric Ohlsen, Andrea Alarcón.

7) NEW BUSINESS

7.1) Adopt Resolution No. CC 2025-033, a Resolution of the City Council of the City of Palmdale approving the Five Year Public Art Work Plan for projects in the City of Palmdale in accordance with Chapter 15.01 of the Palmdale Municipal Code.

Public Art Program Manager Davis and Chair Sarno gave a PowerPoint presentation to the Council and discussed the Public Art Work Plan.

The following individuals provided public input: William Hawley, Lori Antoinette, Chris Minsal, Jason Zink, and Marsha Furman. Also, three letters were received supporting the Public Art Work Plan.

Councilmember Alarcón discussed coordinating a shuttle tour of art with the senior centers and thanked the Commission for bringing Native American art to McAdam Park.

Chair Sarno discussed a future tour and encouraged the public to attend the Public Art Commission meetings.

Mayor Pro Tem Bettencourt spoke about the arts (i.e. murals, performance), requested a recreation center at Domenic Massari, suggested that the Scouts push for a local arts badge, and bringing more Native American art to the community.

Councilmember Ohlsen spoke in support of the Public Art Program and commended staff.

Councilmember Bishop spoke about the success of the Public Art Program.

Motion: Adopt Resolution No. CC 2025-033, a Resolution of the City Council of the City of Palmdale approving the Five Year Public Art Work Plan.
Moved by Andrea Alarcón, seconded by Austin Bishop.

Vote: Motion carried (5-0)
Yes: Richard J. Loa, Laura Bettencourt, Austin Bishop, Eric Ohlsen, Andrea Alarcón.

8) CITY MANAGER'S REPORT

City Manager Pro Tem Mendez announced the following upcoming events: Art Reception at the Palmdale Playhouse on April 18, You Are Loved event on April 19, Senior Resource Fair at Legacy Commons on April 23, Pet Wellness Clinic in Poncitlan Square on April 27; Books & Barks at the Library on April 29, and the Many Voices One Vision Prevention Summit on April 30 and May 1.

9) SHERIFF'S REPORT

Captain Cartmill gave an update on response times for routine calls, service calls, Public Safety partnership, Part 1 crimes, arrests, graffiti-related arrests, traffic enforcement, collision prevention, and traffic tickets. He also announced that the Sheriff's Department and the City will host an Interfaith Prayer Breakfast on May 9.

Mayor Loa asked for an update on graffiti-related arrests, and Captain Cartmill said he would follow up with the information. The conversation about graffiti continued afterward.

10) NON-AGENDA PUBLIC COMMENTS:

The following individuals provided public comments: Eugene Hernandez thanked Council for increasing the speaking time for public comments, and restoring the Chimbole Center; Jason Zink suggested that the Public Art Commission create a calendar of the wall murals, survey the citizens regarding the use of the income from the implemented sales tax, replacing missing or faded street signs, paving streets, and submitting a letter to representatives regarding creation of a super commuter opportunity and a state economic zones, add hand rails and air conditioner units to the city budget for veterans and seniors; and Marsha Furman spoke about the vehicles that were purchased and the lack of sidewalks in the older areas.

11) COUNCIL REPORTS, ANNOUNCEMENTS AND REQUESTS FOR FUTURE AGENDA ITEMS

Councilmember Bishop talked about the five vehicles the city bought and how they will help improve the quality of life for residents.

Councilmember Ohlsen spoke about teamwork among staff, public participation, volunteerism, and making the three-minute time limit for public comments permanent.

Mayor Pro Tem Bettencourt asked for an update on the Chimbole Center, and City Manager Pro Tem Mendez provided a short response. Mayor Pro Tem Bettencourt also raised concerns about missing sidewalks and suggested using the GIS map to show which neighborhoods lack them. In response, City Manager Pro Tem Mendez mentioned plans for a future sidewalk master plan.

Councilmember Alarcón discussed the veterans' emergency needs fund that was established and requested that City Manager Pro Tem Mendez explore the program to see if extra funds should be allocated through the budget process. She also mentioned the resignation of the 5th District Planning Commissioner and asked for a review of the Planning Commission meeting time. Additionally, she shared updates on several events: *Charlie and the Chocolate Factory* at the Playhouse, Palmdale High School Prom Night, an Earth Day event by SALVA on April 16, Children's Day on April 19 hosted by LA Care and partners, and the Get the Scoop event at Albe's Ice Cream on May 10.

Mayor Loa talked about the new vehicles the city bought to help remove graffiti and repair potholes, with the goal of making the city look better and improving residents' quality of life.

12) PRESENTATION BY CITY ATTORNEY

12.1) Conference with Legal Counsel – Existing Litigation
Marlene Jannet Hernandez Daniel, J. Stoneham, et al. vs. Marlene Jannet Hernandez, et al.
This closed session is being held pursuant to the authority of California Government Code Section 54956.9(d)(1).

12.2) Conference with Legal Counsel – Existing Litigation
Maithi Ricci v. City of Palmdale, et al.
This closed session is being held pursuant to the authority of California Government Code Section 54956.9(d)(1).

This item was not heard; it was withdrawn from the agenda

12.3) CONFERENCE WITH LEGAL COUNSEL—ANTICIPATED LITIGATION
Significant exposure to litigation pursuant to paragraph (2) or (3) of subdivision (d) of Section 54956.9: (1 potential case – facts and circumstances unknown to potential plaintiffs)

13) ANNOUNCEMENT BY CITY ATTORNEY

Closed Session was held from 6:36 pm - 8:31 pm.

Acting City Attorney Halfman announced the following:

12.1 - Reportable action received to offer a settlement for $5.5M.

12.3 - There were no reportable actions.

14) ADJOURNMENT

Mayor Loa adjourned the meeting at 8:32 pm to May 6, 2025, at 5:00 p.m. in the City Hall Council Chamber located at 38300 Sierra Highway, Suite B, Palmdale, California.

PASSED, APPROVED, and ADOPTED this 6th day of May, 2025.

_____
Richard J. Loa, Mayor

ATTEST:

_____
Rochelle Scott, City Clerk

MINUTES
CITY COUNCIL
CITY HALL COUNCIL CHAMBER
38300 SIERRA HIGHWAY, SUITE B
PALMDALE, CALIFORNIA
APRIL 15, 2025

www.cityofpalmdale.org

1) CALL MEETING TO ORDER

Mayor Loa called the meeting to order at 5:00 pm.

Note: All City Council memberships are reflected in their City Council titles.

2) ROLL CALL MAYOR LOA, MAYOR PRO TEM BETTENCOURT, COUNCILMEMBERS BISHOP, OHLSEN, ALARCÓN

PRESENT: Richard J. Loa, Laura Bettencourt, Austin Bishop, Eric Ohlsen, Andrea Alarcón.
ABSENT: None.

3) PLEDGE OF ALLEGIANCE AND MOMENT OF SILENCE

Mayor Loa announced a moment of silence for Rhonda Camacho and Johnny Zamrzla. Councilmember Ohlsen led the pledge of allegiance.

4) PUBLIC COMMENTS

Public Comments: Jason Zink provided his observation of the City Attorney.

5) PRESENTATION BY CITY ATTORNEY

5.1) This closed session is being held pursuant to the authority of California Government Code Section 54957
Public Employee Performance Evaluation
Title: City Attorney

6) ANNOUNCEMENT BY CITY ATTORNEY

Acting City Attorney Halfman announced the following:

5.1 - There was no reportable action.

7) ADJOURNMENT

Mayor Loa adjourned the meeting at 8:36 pm.

PASSED, APPROVED, and ADOPTED this 6th day of May 2025.

_____
Richard J. Loa, Mayor

ATTEST:

_____
Rochelle Scott, City Clerk

MINUTES
CITY COUNCIL
CITY HALL COUNCIL CHAMBER
38300 SIERRA HIGHWAY, SUITE B
PALMDALE, CALIFORNIA
APRIL 29, 2025

www.cityofpalmdale.org

1) CALL MEETING TO ORDER

Mayor Loa called the meeting to order at 5:30 pm.

Note: All City Council memberships are reflected in their City Council titles.

2) ROLL CALL MAYOR LOA, MAYOR PRO TEM BETTENCOURT, COUNCILMEMBERS BISHOP, OHLSEN, ALARCÓN

PRESENT: Richard J. Loa, Laura Bettencourt, Austin Bishop, Eric Ohlsen, Andrea Alarcón.
ABSENT: None.

3) PLEDGE OF ALLEGIANCE AND MOMENT OF SILENCE

Councilmember Bishop led the Pledge of Allegiance.

4) PUBLIC COMMENTS CLOSED SESSION

Eugene Hernandez spoke on various topics, including May Day, the Chimbole Center, and potholes.

5) PRESENTATION BY CITY ATTORNEY

5.1) CONFERENCE WITH LEGAL COUNSEL—ANTICIPATED LITIGATION
Significant exposure to litigation pursuant to paragraph (2) or (3) of subdivision (d) of Section 54956.9: (1 potential case – facts and circumstances unknown to potential plaintiffs)

6) ANNOUNCEMENT BY CITY ATTORNEY

Acting City Attorney Halfman announced there was no reportable action.

Councilmember Alarcón spoke in support of the LA County 48-hour service strike.

7) ADJOURNMENT

Mayor Loa adjourned the meeting at 7:15 pm.

PASSED, APPROVED, and ADOPTED this 6th day of May 2025.

_____
Richard J. Loa, Mayor

ATTEST:

_____
Rochelle Scott, City Clerk

Joint Staff Report

DATE: **MAY 6, 2025**

TO: **HONORABLE MAYOR AND CITY COUNCIL**
HONORABLE CHAIR AND COMMISSIONERS
HONORABLE CHAIR AND MEMBERS
HONORABLE CHAIR AND DIRECTORS

FROM: **OPERATIONS DEPARTMENT**
FINANCE DIVISION

DISTRICT: **ALL**

SUBJECT: **RECEIVE AND FILE THE ANNUAL COMPREHENSIVE FINANCIAL REPORTS FOR THE YEAR ENDED JUNE 30, 2024, FOR THE CITY OF PALMDALE, THE HOUSING AUTHORITY OF THE CITY OF PALMDALE, THE PALMDALE FINANCING AUTHORITY, AND THE PALMDALE COMMUNITY FOUNDATION**

RECOMMENDATION

Staff recommend that the City Council:

1. Receive and file the independent auditor's unmodified (clean) report for the City's Annual Comprehensive Financial Report for the Year Ended June 30, 2024, for the City of Palmdale, the Housing Authority of the City of Palmdale, the Palmdale Financing Authority, and the Palmdale Community Foundation.

BACKGROUND

The Annual Comprehensive Financial Report (ACFR) communicates the City's financial condition and activity for the Year Ended June 30, 2024. Overall, the City's operations show signs of stability, a result of the City of Palmdale's prudent and sound management practices and efforts. The most important fact to note is that management will remain diligent and continue to recommend caution during this time of uncertainty. The following is an explanation of some key indicators shown in the ACFR.

The City contracted with Eide Bailly, LLP, to perform the annual audit of the City's financial transactions for the Year Ended June 30, 2024. The independent auditors' unmodified (clean) report provides the assurance that the ACFR and audited information within present fairly the City's financial position for the Year Ended June 30, 2024.

The ACFR is used to communicate the City's financial condition and activity transparently and in an organized manner. The report presents historical and comparative information useful to City staff, elected officials, and external users, such as debt rating agencies, businesses, other public agencies, and the City's residents. The most recent ACFR and several prior-year reports are available at the City Library and on the City's website at https://cityofpalmdaleca.gov/293/Financial-Reports.

The quality of the City's work and the ACFR is measured by the independent auditors' clean audit report, which is defined as one without audit-related findings.

The format and content of the ACFR document are prescribed mainly to meet governmental accounting standards. In an effort to make this complicated and extensive document more user-friendly, staff have provided a more in-depth explanation of the ACFR in the staff report.

DISCUSSION

The City's ACFR includes the following major sections and information:

Introductory Section

- Letter of Transmittal (Pages i-vi) – prepared by management and used to communicate information on areas that may impact the City's finances now and in the future. This includes economic factors as well as budget and management factors.

Financial Section (the main body of the ACFR for current-year information)

- Independent Auditor's Report (pages 1-4) – The City's report card on the content of the ACFR.

- Management's Discussion and Analysis (MD&A) (pages 5-19) – provides an analytical overview of the City's financial status.

- Basic Financial Statements – show finances at a point in time (assets – liabilities) and throughout the year (revenues – expenses, and budget to actual revenues and expenditures).

    - City-Wide Statements (pages 20-22) – overview of financial information.

    - Fund Financial Statements (pages 24-27) – a detailed look at funds, showing Balance Sheet and Statement of Revenues, Expenditures, and Changes in Fund Balance.

- Budget to Actual Comparisons (pages 28-33) – for the General Fund and other select major funds.

- Proprietary Fund Financial Statement (pages 34-36) – shows finances for Internal Service Funds.

- Fiduciary Fund Financial Statement (pages 37-39) – shows finances for Custodial Funds, Retiree Health Premium Trust Funds and Private-purpose Trust Funds.

- Notes to the Financial Statements (pages 40-98) – a narrative explanation accompanying the Basic Financial Statements.

Required Supplementary Information Sections

- Pension Information (pages 99-100) – information on changes in Net Pension Liability and related ratios and schedule of contributions.

- Other Post Employment Defined Benefit information (OPEB) (pages 101-102) – information on changes in Net OPEB Liability and related ratios and schedule of investment returns.

- Descriptions of Non-Major Governmental Funds (pages 104-106)

- Combining Financial Statements (pages 107-122) - A detailed schedule of the non-major individual funds for funds that were presented cumulatively in the Financial Section.

- Budget to Actual Comparisons (pages 123-164) – for the non-major funds cumulated in the Financial Section.

- Combining Financial Statements (pages 165-167) – for internal service funds presented cumulatively in the Financial Section.

- Combining Financial Statements (pages 168-174) – for fiduciary funds presented cumulatively in the Financial Section.

Statistical Section - current and historical information up to 10 years (pages 175 –204)

- Financial Trends

- Revenue Capacity Information

- Debt Capacity Information

- Demographic and Economic Information
- Operating Information

Overview of the Citywide Net Position

The Statement of Net position, similar to a balance sheet, shows the total assets and liabilities of the City as of June 30, 2024. The total net position (assets less liabilities) was $976.2 million. Net position is broken into three categories: capital, restricted, and unrestricted.

- Net Investment in Capital Assets *($609.9 million)*

  Capital is the largest of the three categories and is net of depreciation and debt. Capital assets include land, buildings, improvements, infrastructure and utility systems, and construction in progress.

- Restricted Net Position *($264.3 million)*

  These assets are subject to agreements with creditors, developers, grantors, or laws or regulations of other governments. Approximately 18.3 percent of this amount is restricted to affordable housing, and 68.9 percent is restricted to committed projects such as streets, sewer, and drainage public service projects. The remaining amount is committed to debt obligations and community projects.

- Unrestricted Net Position *($102.0 million)*

  These assets may be used to meet the government's ongoing obligations to citizens and creditors. These assets are made up of positive unrestricted balances of $91,396,188 in the General Fund.

- Liabilities and Deferred Inflows of Resources *($237.7 million)*

  - The short-term liabilities totaling $66.8 million are considered current and payable within a year and consist of unpaid expenditures, accrued salaries, unearned revenue, and accrued due within the year. Non-current liabilities totaling $170.6 million are the largest component of the City's liabilities. The deferred inflows of resources consist of resources related to pensions and other post-employment benefits, and deferred inflows from leases totaling $ .4 million.

  - The long-term liabilities consist of $81.2 million balances owed on bonds issued to fund redevelopment projects and various city, building, and park improvements. The remainder of the long-term liabilities were comprised of Notes Payable for Streetlight Acquisition totaling $11.5 million, Capital Leases Payable for Equipment Leases, Section 108 HUD Loan, HOME

Loan, Bill Financing with Southern California Edison, and $10.9 million on unpaid liability claims and compensated balances. More information on the debt can be found in the Notes to the Financial Statements, Note 13 (pages 66-76). The second largest component of long-term liabilities consists of the Net Pension Liabilities, totaling $63.8 million, for future unpaid retirement benefits due to employees. A detailed explanation of the net pension liability is included in the Notes section. (Note 16 pages 82 through 84).

- Schedules of Changes in Net Pension Liability and Related Ratios and Schedule of Contributions can be found on pages 99 and 100 of the Required Supplementary Information Section. Schedules of Changes in the City's Net Other Postemployment Benefits (OPEB) Liability and Related Ratios can be found on pages 101 and 102 of the Required Supplementary Information Section.

- Cash and Investments

  The ACFR also includes detailed information on the City's cash and investments. As of June 30, 2024, the City had $416.1 million in total cash and investments. More information on cash and investments can be found in the Notes Section on page 49.

- General Fund Balance

  The General Fund balance is a good measure of the City's financial health. As presented in the Basic Financial Statements, the City's General Fund (page 24) had a balance of $102.9 million as of June 30, 2024. The balance consists of several categories, as follows:

  - $1.8 million no-spendable, resources not in a spendable form such as permit held for development, prepaids, and long-term receivables.

  - $9.7 million restricted resources subject to externally enforceable legal restrictions such as donations and grants.

  - $11.0 million assigned resources that are constrained by the City's intent to be used for a specific purpose, such as covering the City's self-insured liability claims, healthcare claims liabilities, and unpaid accrued employee compensated absence balances.

  - $80.4 million in unassigned resources that can be used for ongoing obligations of the City.

The City's 2024-25 budget projects continuing operating revenues aligning with the continuing operating expenditures, while the unassigned fund balance resources are used to maintain an operating reserve and set aside reserves for purposes considered

most volatile and complex to forecast. The City's policy is to maintain a minimum General Fund reserve of 20 percent of operating expenditures. The operating reserve is projected to be 20 percent on June 30, 2024, while reserves are also set aside for future contingent liability requirements, capital replacement requirements, information technology replacements, and infrastructure improvement requirements.

Once approved, the Annual Comprehensive Financial Report will be mailed to all trustees for bond issues, Moody's, Standard and Poor's, State of California, County of Los Angeles, and any other agencies requesting the information.

FISCAL IMPACT

$0; There is no fiscal impact associated with the recommended actions for this report.

STRATEGIC PLAN

Goal II: Ensure long-term fiscal health of the City and maintain funding for services.

A. Manage resources, costs, and liabilities to ensure the City's long-term fiscal health.

C. Involve and expand engagement to enhance public oversight and transparency.

Prepared by:	Janelle Samson, Director of Operations
Certified as to availability of Funds:	Janelle Samson, Director of Operations
Approved by:	Salvador Mendez, City Manager Pro-Tem
Approved as to form:	Alexandra Halfman, Acting City Attorney

ATTACHMENTS

Rpt. City of Palmdale ACFR for the Year Ended June 30, 2024

Annual Comprehensive Financial Report
For the Fiscal Year Ended June 30, 2024
City of Palmdale, California

This page intentionally left blank

Annual Comprehensive Financial Report

City of Palmdale, California

Year Ended June 30, 2024

Prepared By:
Finance Department
Janelle Samson, Director of Operations

This page intentionally left blank

INTRODUCTORY SECTION

Letter of Transmittal....i
GFOA Certificate of Achievement for Excellence in Financial Reporting....vii
Organizational Chart - City of Palmdale....ix
Elected and Administrative Officers....x
Location Map....xi

FINANCIAL SECTION

Independent Auditor's Report....1

Management's Discussion and Analysis....5

Basic Financial Statements

Statement of Net Position....20
Statement of Activities....22

Governmental Fund Financial Statements

Balance Sheet - Governmental Funds....24
Reconciliation of the Governmental Funds Balance Sheet to the Statement of Net Position....25
Statement of Revenues, Expenditures, and Changes in Fund Balances - Governmental Funds....26
Reconciliation of the Statement of Revenues, Expenditures and Changes in Fund Balances of Governmental Funds to the Statement of Activities....27

Budgetary Comparison Statements - General and Major Special Revenue Funds

Statement of Revenues, Expenditures and Changes in Fund Balances - Budget and Actual - General Fund....28
Budget and Actual - HA - Housing Asset Fund Special Revenue Fund....29
Budget and Actual - HA - Housing Authority Facilities Fund....30
Budget and Actual - ARPA Fund....31
Budget and Actual - Measure AV Fund....32
Budget and Actual - Transportation Article 8 Fund....33

Proprietary Fund Financial Statements

Statement of Net Position....34
Statement of Revenues, Expenses and Changes in Net Position....35
Statement of Cash Flows - Proprietary Funds....36

Fiduciary Fund Financial Statements

Statement of Fiduciary Net Position - Fiduciary Funds....38
Statement of Changes in Fiduciary Net Position....39

Notes to the Financial Statements....40

Required Supplementary Information

Schedule of Changes in Net Pension Liability and Related Ratios-Public Employees Retirement System-Miscellaneous Plan....99

Schedule of Contributions-Public Employees Retirement System-Miscellaneous Plan....100
Schedule of Changes in Net OPEB Liability and Related Ratios....101
Schedule of Investment Returns for OPEB....102

Supplementary Information

Combining Balance Sheet - Nonmajor Governmental Funds....107
Combining Statement of Revenues, Expenditures and Changes in Fund Balances - Nonmajor Governmental Funds....108
Combining Balance Sheet - Nonmajor Special Revenue Funds....109
Combining Statement of Revenues, Expenditures and Changes in Fund Balances - Nonmajor Special Revenue Funds....116

Schedule of Revenues, Expenditures and Changes in Fund Balance - Budget and Actual

Air Quality Improvement Fund - Special Revenue Funds....123
Community Development Block Grant - Special Revenue Funds....124
Citywide Maintenance and Services (CFD 2022-1) - Special Revenue Funds....125
Drainage - Special Revenue Funds....126
Drainage Benefit Assessment District - Special Revenue Funds....127
Enhanced Infrastructure Financing District....128
Federal Funds - Special Revenue Funds....129
Federal Home Program - Special Revenue Funds....130
Federal Jobs Programs - Special Revenue Funds....131
Federal Home ARP Fund - Special Revenue Funds....132
Fire Facilities Impact - Special Revenue Funds....133
Gas Tax - Special Revenue Funds....134
Housing Authority - Special Revenue Funds....135
Landscape Maintenance - Special Revenue Funds....136
Local Transport Article 3 - Special Revenue Funds....137
Measure A LA County Parks....138
Measure R - Special Revenue Funds....139
Measure R Local Return....140
Measure M - Special Revenue Funds....141
Measure M Local Return....142
Miscellaneous Grants/Developer Contributions - Special Revenue Funds....143
Park Assessments - Special Revenue Funds....144
Park Development - Special Revenue Funds....145
Proposition A - Special Revenue Funds....146
Proposition C - Special Revenue Funds....147
Prop C Local Return....148
Public Facilities Fund - Special Revenue Funds....149
Public Safety - Special Revenue Funds....150
Road Maintenance & Rehabilitation - Special Revenue Funds....151
South Antelope Valley Emergency Services (SAVES) - Special Revenue Funds....152
Sewer Maintenance Assessment District - Special Revenue Funds....153
Sewer Upgrade - Special Revenue Funds....154

State Grants Fund - Special Revenue Funds....155
Street Lighting Assessment District - Special Revenue Funds....156
Traffic Impact - Special Revenue Funds....157
Communications PEG - Special Revenue Funds....158
Solid Waste - Special Revenue Funds....159
Palmdale Community Foundation - Special Revenue Funds....160
Water Park - Special Revenue Funds....161
Public Art - Special Revenue Funds....162
Palmdale Financing Authority - Debt Service Funds....163
CFD/Assessment Districts - Capital Projects Fund....164

Statement of Internal Service Fund Net Position

Combining Statement of Net Position....165
Combining Statement of Revenues, Expenses and Changes in Net Position....166
Combining Statement of Cash Flows....167

Statement of Fiduciary Net Position and Assets and Liabilities

Statement of Fiduciary Net Position Retiree Health Premium Trust Funds....169
Statement of Fiduciary Net Position and Assets and Liabilities Assessment and Community Facilities District Custodial Funds....170

Statement of Changes in Net Position and Assets and Liabilities

Combining Statement of Changes in Fiduciary Net Position Retiree Health Premium Trust Funds....172
Combining Statement of Fiduciary Net Position Assessment and Community Facilities District Custodial Funds....173

STATISTICAL SECTION

Statistical Section....175
Net Position by Component....176
Changes in Net Position....178
Fund Balances - Governmental Funds, (continued)....182
Changes in Fund Balances - Governmental Funds....184
General Governmental Tax Revenue by Source....186
Assessed Value and Estimated Actual Value of Taxable Property....187
Direct and Overlapping Property Tax Rates....188
Principal Property Tax Payers....189
City Property Taxes Levies and Collections....190
Ratios of Outstanding Debt by Type....191
Ratios of General Bonded Debt Outstanding....192
Direct and Overlapping Governmental Activities Debt....193
Legal Debt Margin Information....194
Former Community Redevelopment Agency - Project Area 1 & 1 A Pledged-Revenue Coverage....195

Former Community Redevelopment Agency - Project Area 2A Pledged-Revenue Coverage....196
Former Community Redevelopment Agency - Project Area 2A (20 Percent Set Aside) Pledged-Revenue Coverage....197
Demographic and Economic Statistics....198
Principal Employers - Antelope Valley....199
Full-time-Equivalent City Government Employees by Function:Program....200
Operating Indicators by Function/Program....201
Operating Indicators by Function/Program....202
Operating Indicators by Function/Program....203
Capital Asset Statistics by Function/Program....204

This page intentionally left blank

Introductory Section

Palmdale, California

Year Ended June 30, 2024

This page intentionally left blank

PALMDALE

a place to call home

May 1, 2025

RICHARD J. LOA
Mayor

LAURA BETTENCOURT
Mayor Pro Tem

ANDREA ALARCÓN
Councilmember

AUSTIN BISHOP
Councilmember

ERIC OHLSEN
Councilmember

38300 Sierra Highway

Palmdale, CA 93550-4798

Tel: 661/267-5100

TDD: 661/267-5167

Honorable Mayor, Members of the City Council, and Residents of the City of Palmdale:

It is with great pride and deep respect that we present the Annual Comprehensive Financial Report (ACFR) for the City of Palmdale for the fiscal year ended June 30, 2024. This report, prepared in accordance with generally accepted accounting principles (GAAP) and audited by the independent accounting firm Eide Bailly LLP under generally accepted auditing standards (GAAS), stands as a testament to the City's steadfast commitment to fiscal stewardship, transparency, and public trust.

This document reflects more than just financial results — it represents the City's enduring dedication to prudent management, resilience, and our collective vision for a stronger future. The responsibility for the accuracy, completeness, and fairness of the information contained herein rests with City management. To support this responsibility, we have established and maintained a robust system of internal controls designed to protect public assets and ensure the reliability of financial reporting. While recognizing that no system can offer absolute assurance, we believe the City's internal controls provide reasonable assurance against material misstatement.

The City's financial statements have been independently audited by Eide Bailly LLP. Their thorough examination of our accounting practices, estimates, and disclosures resulted in an unmodified (clean) audit opinion, affirming that the financial statements present fairly the financial position of the City of Palmdale in accordance with GAAP. The independent auditor's report is included in the Financial Section of this document.

Following the auditor's report, the Management's Discussion and Analysis (MD&A) offers readers an accessible and comprehensive overview of the City's financial condition. It highlights key trends, major initiatives, and the financial strategies that continue to position Palmdale for sustainable growth, economic vitality, and a thriving future.

PALMDALE: A CITY OF OPPORTUNITY AND GROWTH

Incorporated on August 24, 1962, and a Charter City since November 2009, Palmdale stands as a vibrant and resilient community in northern Los

Angeles County, approximately 60 miles north of downtown Los Angeles. Nestled in the scenic high desert at an elevation of 2,600 feet, Palmdale enjoys an average temperature of 72°F, offering residents and visitors an exceptional quality of life in a dynamic natural setting. As of January 1, 2024, the California Department of Finance estimated Palmdale's population at 165,917, making it the sixth-largest city in Los Angeles County and one of the fastest-growing.

As of the 2020 U.S. Census, Palmdale, California, encompasses a total area of 106.06 square miles, comprising entirely land. It's important to note that while the city's incorporated area is 106.06 square miles, the broader planning area—which includes the city's sphere of influence and adjacent unincorporated regions—covers approximately 201.6 square miles.
As of the latest available data, the median household income in Palmdale is $81,151, based on the 2023 American Community Survey 1-Year Estimates (dof.ca.gov). This figure represents a 3.5% increase from the previous year's median income of $78,414. The average household income in Palmdale is higher, at $99,706, reflecting the influence of higher-earning households on the average. For context, the median household income in California is approximately $90,330, and the national median is around $74,606. This positions Palmdale's median income below the state average but above the national average.

Operating under a Council-Manager form of government, Palmdale's leadership model reflects a deep commitment to democratic representation and professional management. The City is divided into five geographic districts, each represented by a City Councilmember elected to serve a four-year term. The Mayor and Mayor Pro Tem are selected annually by the Council to guide collective governance, while the City Manager oversees day-to-day operations and policy implementation.

Palmdale is dedicated to delivering a full range of high-quality municipal services designed to enhance the well-being of its residents and to foster a thriving, sustainable community. These services include:

- Public Safety
- Parks and Recreation
- Public Works & Utilities
- Economic Development
- Engineering
- Planning & Zoning
- Environmental Programs
- Building Services
- Human Resources
- Finance

- Information Technology
- Library Services
- Affordable Housing

CHARTING THE PATH FORWARD: BUDGETING WITH PURPOSE

The City's annual budget serves as the cornerstone of financial planning, resource allocation, and policy execution. Departments submit detailed budget requests to the City Manager by March 31 each year. The City Manager uses these requests to develop a proposed budget, then presents the proposed budget to the Council for review prior to May 31. Following public hearings and deliberations, the City Council adopts the budget by June 30, ensuring that resources are strategically deployed to meet community needs and support long-term goals.

This Annual Comprehensive Financial Report (ACFR) reflects not only the activities of the primary government but also those of related component units that contribute to Palmdale's continued growth and service to its residents, including:

- Palmdale Financing Authority
- Housing Authority of the City of Palmdale
- Palmdale Community Foundation
- Industrial Development Authority of the City of Palmdale

These entities are included based on the criteria established by the Governmental Accounting Standards Board (GASB), ensuring transparency, accountability, and a comprehensive view of the City's financial landscape. As Palmdale continues to grow, innovate, and lead, it remains committed to prudent financial stewardship, community-centered services, and a bold vision for the future.

A DYNAMIC ECONOMY, A RESILIENT FUTURE

Palmdale's economy is gaining strength, supported by robust business attraction efforts and strategic planning. Highlights for 2024 include:

- **Advanced Film Industry Development:** Created the 10-year Film Palmdale Strategic Plan, partnered with Ghetto Film School for a weeklong film lab, and enhanced the Film Palmdale website to support production.
- **Supported Key Industry Growth:** Launched the Aerospace Incentive Program to attract and expand aerospace and manufacturing businesses.
- **Strengthened Small Business Resilience:** Implemented marketing and grant support programs, including the Small Business Assistance

Program and $10,000 Small Business Grants.
- **Empowered Community Organizations:** Hosted the Nonprofit Grant Bootcamp to help local nonprofits build grant-writing capacity.
- **Expanded Regional Partnerships & Workforce Support:** Collaborated with AV EDGE on economic development initiatives and co-hosted job fairs with the America's Job Center of California.

As Palmdale looks to the future, the City remains focused on fostering a vibrant, resilient economy by attracting new industries, supporting local businesses, and expanding workforce development opportunities. Through these efforts, Palmdale will continue to strengthen its role as a regional hub for innovation, investment, and community prosperity.

INVESTING TODAY, SECURING TOMORROW

The City remains steadfast in its commitment to long-term financial resilience, maintaining a strong General Fund reserve that is strategically designated to:

- **Ensure operational stability** by providing contingencies for unforeseen challenges.
- **Support capital replacement and infrastructure renewal** to preserve and enhance critical assets.
- **Advance technology improvements** that drive innovation, efficiency, and service delivery.
- **Promote economic sustainability** by fostering growth and resilience in changing market conditions.
- **Prepare for emergencies and future liabilities** through disciplined financial planning and risk mitigation.

Through thoughtful stewardship and forward-looking strategies, Palmdale continues to build a strong foundation for lasting prosperity and community success. The City's multi-year financial forecasting, conservative fiscal practices, and active risk management support ongoing fiscal health and service reliability.

The Capital Improvement Program (CIP) supports long-term infrastructure investments. In FY 2023–24, key CIP initiatives included:

- **Rancho Vista Boulevard Grade Separation Project:** Design phase is underway, with project scope including a new grade-separated bridge, roadway realignment, and pedestrian safety improvements. Grant funding is actively being pursued to support construction.
- **5-Year Pavement Management Plan:** A comprehensive, data-driven plan is in development to assess and update pavement current

conditions, prioritize future rehabilitation project efforts, and optimize long-term capital investments. Plan completion is anticipated by Summer 2025, with implementation to follow in Spring 2026.

- **ADA Transition Plan:** Accessibility assessments of the public rights-of-way are ongoing, including inventory and condition evaluations of sidewalks, curb ramps, and intersections. Final plan delivery is anticipated in Fall 2025, with phased implementation to commence in Spring 2026.
- **Avenue N Widening and Street Improvement Project:** The design is approximately 90% complete and includes roadway widening, pavement reconstruction, new roundabouts, drainage improvements, and multimodal infrastructure. Final approvals from Caltrans, right-of-way acquisition, and construction funding are required to proceed to the building phase.
- **Avenue R Regional Drainage Basin Improvement Project:** Currently in the planning phase. The project scope includes new constructing new drainage basins, new inlet/outlet structures, and enhancing erosion control systems. The final design is scheduled to begin in Summer 2025 and be completed by Fall 2026, contingent on construction funding availability.

City of Palmdale Parks and Recreation Master Plan: The City of Palmdale is reimagining the future of community recreation through the active implementation of its Parks and Recreation Master Plan. Guided by a commitment to innovation, inclusivity, and sustainability, the Plan envisions a vibrant network of parks, trails, and recreational spaces that inspire connection, promote well-being, and enhance the City's quality of life. This transformative initiative is a cornerstone of the Palmdale 2045 General Plan, a bold vision for a thriving, resilient, and forward-looking community.

- **DryTown Capital Upgrades:** $2 million mat slide racer and main water tower renovation, along with several other park improvement projects to be completed by summer 2025.
- **Sam Yellen Park:** $11 million approved to complete Phase II construction and upgrade landscaping and lighting in Phase I; completion expected summer 2025.
- **Marie Kerr Pool:** $1 million approved to expand the pool deck; construction scheduled for summer 2025.
- **Best of the West Softball Complex:** Nearly $1 million approved for a new concession stand; project to be completed summer 2025.

A ROADMAP FOR PROGRESS AND POSSIBILITY

The City’s Strategic Plan, originally adopted in 2022 and updated annually,

serves as a dynamic roadmap for Palmdale's future — ensuring that priorities are thoughtfully guided by community values and that resources are strategically aligned to achieve meaningful outcomes. Grounded in a shared vision for a vibrant and resilient city, the Strategic Plan focuses on four core pillars:

- **Maintain effective public safety and protection** for life, property and the environment.
- **Ensure long-term fiscal health** of the City and maintain funding for services.
- **Invest in infrastructure** to improve community livability.
- **Maintain a desirable community** where everyone wants to live, work and play.

Each department aligns its Business Plan with these strategic priorities, establishing a strong foundation for accountability, innovation, and results-driven management. Through this disciplined, visionary approach, Palmdale is charting a path toward sustainable success and enduring community prosperity.

RECOGNIZING ACHIEVEMENT AND DEDICATION

The City of Palmdale was once again honored with the Certificate of Achievement for Excellence in Financial Reporting by the Government Finance Officers Association (GFOA) for its Annual Comprehensive Financial Report for the fiscal year ended June 30, 2023 — marking the City's 33rd consecutive year receiving this prestigious national recognition.

This achievement reflects the unwavering dedication, expertise, and professionalism of the Operations Department – Finance Division, whose commitment to excellence made this report possible. Special recognition is extended to the City's accounting and budget teams for their meticulous attention to detail and collaborative spirit.

The City also expresses profound appreciation to the Mayor, City Council, and City Manager for their visionary leadership and steadfast commitment to transparency, sound financial stewardship, and the highest standards of public service. Their collective efforts continue to shape a stronger, more resilient Palmdale for today and for future generations.

Respectfully submitted,

Janelle Samson

Janelle Samson
Director of Operations / City Treasurer

Government Finance Officers Association
203 North LaSalle Street, Suite 2700
Chicago, Illinois 60601-1210
312.977.9700 *fax:* 312.977.4806

9/24/2024

Janelle Samson
Director of Operations
City of Palmdale, California

Dear Janelle:

Congratulations!

We are pleased to notify you that your annual comprehensive financial report for the fiscal year ended June 30, 2023 has met the requirements to be awarded GFOA's Certificate of Achievement for Excellence in Financial Reporting. The GFOA established the Certificate of Achievement for Excellence in Financial Reporting Program (Certificate Program) in 1945 to encourage and assist state and local governments to go beyond the minimum requirements of generally accepted accounting principles to prepare annual comprehensive financial reports that evidence the spirit of transparency and full disclosure and then to recognize individual governments that succeed in achieving that goal. The Certificate of Achievement is the highest form of recognition in governmental accounting and financial reporting. Congratulations, again, for having satisfied the high standards of the program.

Your electronic award packet contains the following:

- **A "Summary of Grading" form and a confidential list of comments and suggestions for possible improvements**. We strongly encourage you to implement the recommended improvements in your next report. Certificate of Achievement Program policy requires that written responses to these comments and suggestions for improvement be included with your 2024 fiscal year end submission. If a comment is unclear or there appears to be a discrepancy, please contact the Technical Services Center at (312) 977-9700 and ask to speak with a Certificate of Achievement Program in-house reviewer.
- **Certificate of Achievement**. A Certificate of Achievement is valid for a period of one year. A current holder of a Certificate of Achievement may reproduce the Certificate in its immediately subsequent annual comprehensive financial report. Please refer to the instructions for reproducing your Certificate in your next report.
- **Award of Financial Reporting Achievement**. When GFOA awards a government the Certificate of Achievement for Excellence in Financial Reporting, we also present an Award of Financial Reporting Achievement (AFRA) to the department identified in the application as primarily responsible for achievement of the Certificate.
- **Sample press release**. Attaining this award is a significant accomplishment. Attached is a sample news release that you may use to give appropriate publicity to this notable achievement.

In addition, award recipients will receive via mail either a plaque (if first-time recipients or if the government has received the Certificate ten times since it received its last plaque) or a brass medallion to affix to the plaque (if the government currently has a plaque with space to affix the medallion). Plaques and medallions will be mailed separately.

As an award-winning government, we would like to invite one or more appropriate members of the team that put together your annual comprehensive financial report to apply to join the Special Review Committee. As members of the Special Review Committee, peer reviewers get exposure to a variety of reports from around the country; gain insight into how to improve their own reports; achieve professional recognition; and provide valuable input that helps other local governments improve their reports. Please see our website for eligibility requirements and information on completing an application.

Thank you for participating in and supporting the Certificate of Achievement Program. If we may be of any further assistance, please contact the Technical Services Center at (312) 977-9700.

Sincerely,

Michele Mark Levine
Director, Technical Services

CITY OF PALMDALE

ORGANIZATIONAL STRUCTURE

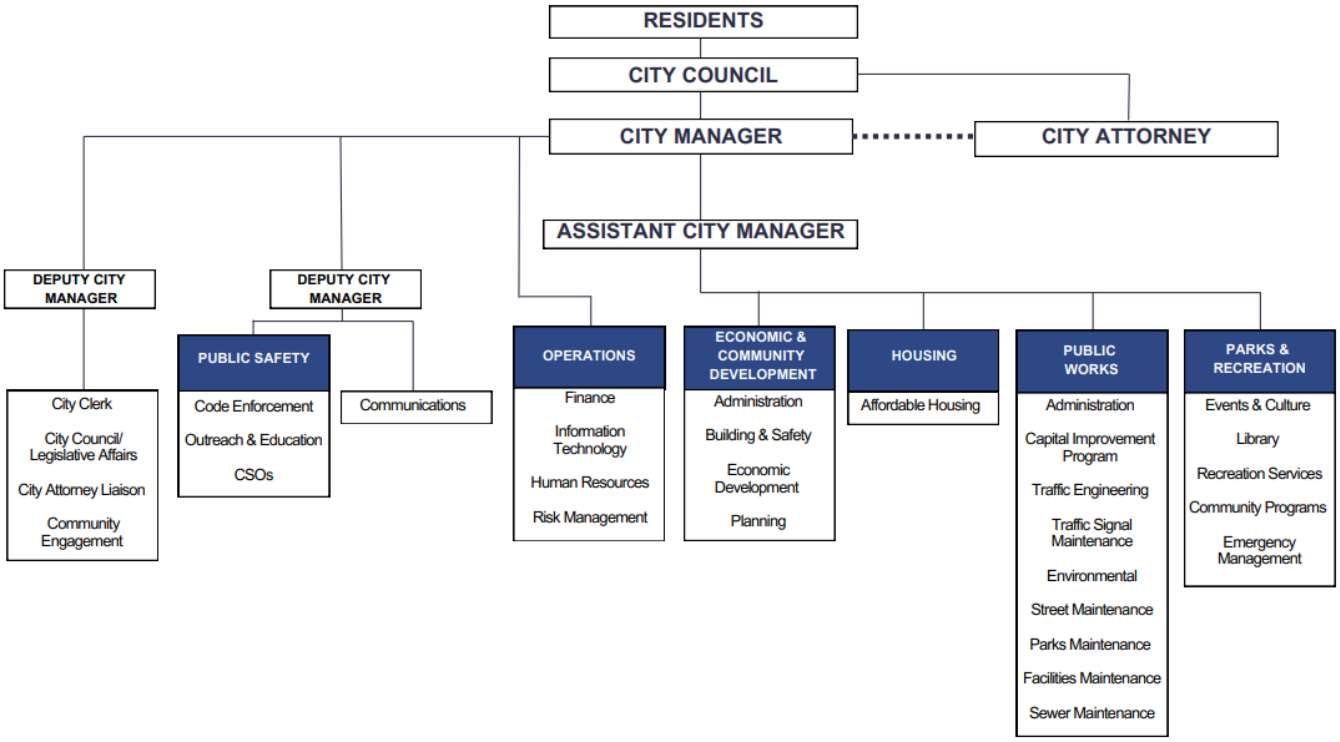

City Officials

Year Ended June 30, 2024

City Council

Austin Bishop	Mayor
Richard J. Loa	Mayor Pro Tem
Andrea Alarcón	Councilmember
Laura Bettencourt	Councilmember
Eric Ohlsen	Councilmember

Administration and Department Heads

City Manager	Ronda Perez
Assistant City Manager	Salvador Mendez
City Attorney	William P. Curley
Deputy City Manager	Sara Gallagher
Deputy City Manager	Nardy Lopez
Director of Economic & Community Development	Luis Garibay
Director of Operations	Janelle Samson
Director of Parks & Recreation	Keri Smith
Director of Housing	Sophia Reyes
Director of Public Works	Lynn Glidden

LOCATION MAP

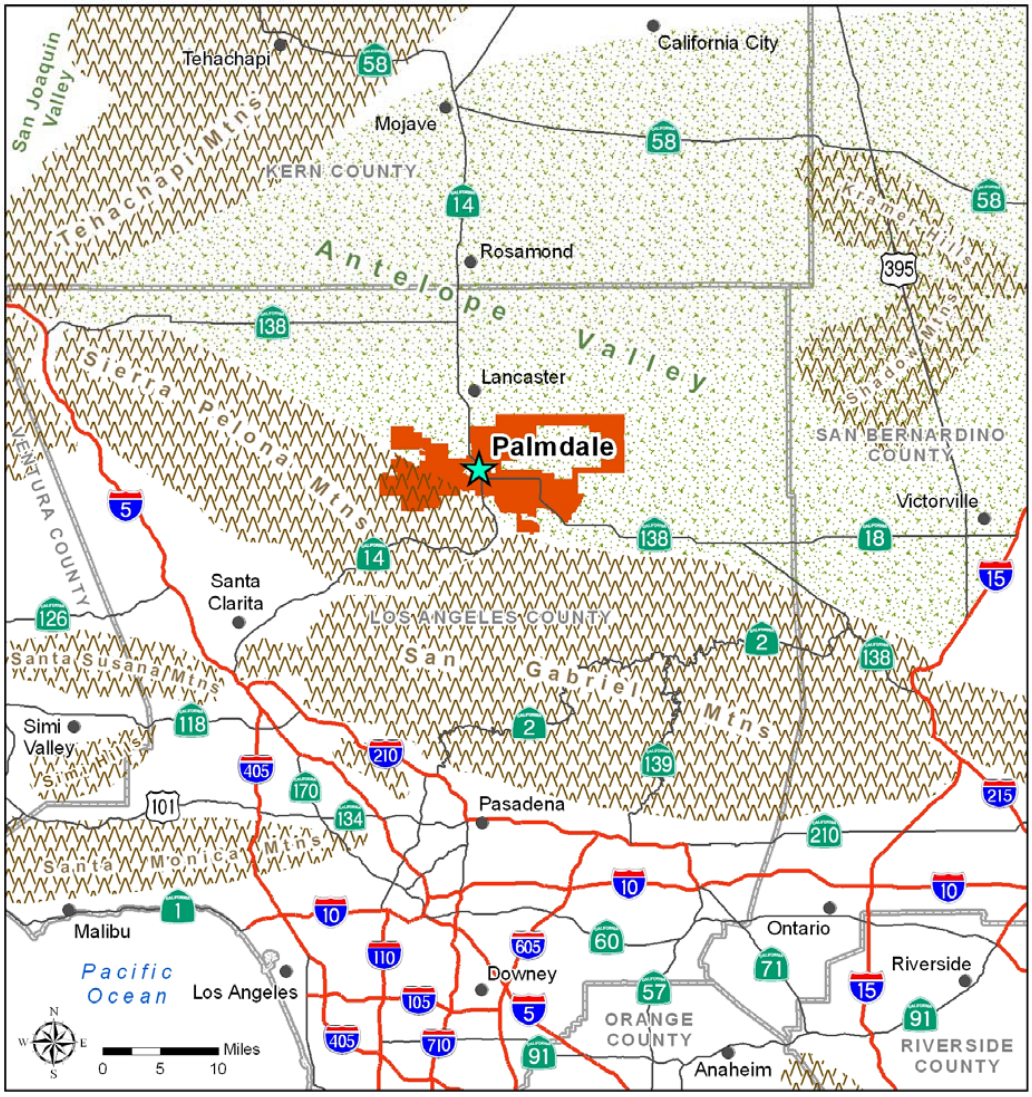

The beautiful Antelope Valley, situated at the northern tip of Los Angeles County, is bounded by the Tehachapi Mountains in Kern County to the north, the Angeles National Forest and Santa Clarita Valley to the west, the San Gabriel Mountains to the south, and a long expanse of high desert stretching all the way to Victorville, in San Bernardino County, to the east. The City of Palmdale, encompassing 103 square miles, sits at the southern end of the Antelope Valley at an elevation of 2,600 feet.

Financial Section

Palmdale, California

Year Ended June 30, 2024

This page intentionally left blank

EideBailly

CPAs & BUSINESS ADVISORS

Independent Auditor's Report

To the Honorable City Council of
The City of Palmdale
City of Palmdale, California

Report on the Audit of the Financial Statements

Opinions

We have audited the financial statements of the governmental activities, the business-type activities, each major fund, and the aggregate remaining fund information of the City of Palmdale, California (the City), as of and for the year ended June 30, 2024, and the related notes to the financial statements, which collectively comprise the City's basic financial statements as listed in the table of contents.

In our opinion, the accompanying financial statements referred to above present fairly, in all material respects, the respective financial position of the governmental activities, the business-type activities, each major fund, and the aggregate remaining fund information of the City, as of June 30, 2024, and the respective changes in financial position, and, where applicable, cash flows thereof and the respective budgetary comparison for the General Fund and each of the major special revenue funds for the year then ended in accordance with accounting principles generally accepted in the United States of America.

Basis for Opinions

We conducted our audit in accordance with auditing standards generally accepted in the United States of America (GAAS) and the standards applicable to financial audits contained in *Government Auditing Standards* issued by the Comptroller General of the United States (*Government Auditing Standards*). Our responsibilities under those standards are further described in the Auditor's Responsibilities for the Audit of the Financial Statements section of our report. We are required to be independent of the City and to meet our other ethical responsibilities, in accordance with the relevant ethical requirements relating to our audit. We believe that the audit evidence we have obtained is sufficient and appropriate to provide a basis for our audit opinions.

Responsibilities of Management for the Financial Statements

Management is responsible for the preparation and fair presentation of the financial statements in accordance with accounting principles generally accepted in the United States of America, and for the design, implementation, and maintenance of internal control relevant to the preparation and fair presentation of financial statements that are free from material misstatement, whether due to fraud or error.

In preparing the financial statements, management is required to evaluate whether there are conditions or events, considered in the aggregate, that raise substantial doubt about the City's ability to continue as a going concern for twelve months beyond the financial statement date, including any currently known information that may raise substantial doubt shortly thereafter.

Auditor's Responsibilities for the Audit of the Financial Statements

Our objectives are to obtain reasonable assurance about whether the financial statements as a whole are free from material misstatement, whether due to fraud or error, and to issue an auditor's report that includes our opinions. Reasonable assurance is a high level of assurance but is not absolute assurance and therefore is not a guarantee that an audit conducted in accordance with GAAS and *Government Auditing Standards* will always detect a material misstatement when it exists. The risk of not detecting a material misstatement resulting from fraud is higher than for one resulting from error, as fraud may involve collusion, forgery, intentional omissions, misrepresentations, or the override of internal control. Misstatements are considered material if there is a substantial likelihood that, individually or in the aggregate, they would influence the judgment made by a reasonable user based on the financial statements.

In performing an audit in accordance with GAAS and *Government Auditing Standards*, we:

- Exercise professional judgment and maintain professional skepticism throughout the audit.
- Identify and assess the risks of material misstatement of the financial statements, whether due to fraud or error, and design and perform audit procedures responsive to those risks. Such procedures include examining, on a test basis, evidence regarding the amounts and disclosures in the financial statements.
- Obtain an understanding of internal control relevant to the audit in order to design audit procedures that are appropriate in the circumstances, but not for the purpose of expressing an opinion on the effectiveness of the City's internal control. Accordingly, no such opinion is expressed.
- Evaluate the appropriateness of accounting policies used and the reasonableness of significant accounting estimates made by management, as well as evaluate the overall presentation of the financial statements.
- Conclude whether, in our judgment, there are conditions or events, considered in the aggregate, that raise substantial doubt about the City's ability to continue as a going concern for a reasonable period of time.

We are required to communicate with those charged with governance regarding, among other matters, the planned scope and timing of the audit, significant audit findings, and certain internal control–related matters that we identified during the audit.

Required Supplementary Information

Accounting principles generally accepted in the United States of America require that the management's discussion and analysis, schedules of changes in the City's net pension liability and related ratios, schedule of contributions, schedules of changes in net OPEB liability and related ratios, and schedule of investment returns as listed in the table of contents be presented to supplement the basic financial statements. Such information is the responsibility of management and, although not a part of the basic financial statements, is required by the Governmental Accounting Standards Board who considers it to be an essential part of financial reporting for placing the basic financial statements in an appropriate operational, economic, or historical context. We have applied certain limited procedures to the required supplementary information in accordance with GAAS, which consisted of inquiries of management about the methods of preparing the information and comparing the information for consistency with management's responses to our inquiries, the basic financial statements, and other knowledge we obtained during our audit of the basic financial statements. We do not express an opinion or provide any assurance on the information because the limited procedures do not provide us with sufficient evidence to express an opinion or provide any assurance.

Supplementary Information

Our audit was conducted for the purpose of forming opinions on the financial statements that collectively comprise the City's basic financial statements. The combining and individual nonmajor fund financial statements are presented for purposes of additional analysis and are not a required part of the basic financial statements. Such information is the responsibility of management and was derived from and relates directly to the underlying accounting and other records used to prepare the basic financial statements. The information has been subjected to the auditing procedures applied in the audit of the basic financial statements and certain additional procedures, including comparing and reconciling such information directly to the underlying accounting and other records used to prepare the basic financial statements or to the basic financial statements themselves, and other additional procedures in accordance with GAAS. In our opinion, the combining and individual nonmajor fund financial statements are fairly stated, in all material respects, in relation to the basic financial statements as a whole.

Other Information

Management is responsible for the other information included in the annual report. The other information comprises the introductory section and the statistical section but does not include the basic financial statements and our auditor's report thereon. Our opinions on the basic financial statements do not cover the other information, and we do not express an opinion or any form of assurance thereon.

In connection with our audit of the basic financial statements, our responsibility is to read the other information and consider whether a material inconsistency exists between the other information and the basic financial statements, or the other information otherwise appears to be materially misstated. If, based on the work performed, we conclude that an uncorrected material misstatement of the other information exists, we are required to describe it in our report.

Other Reporting Required by *Government Auditing Standards*

In accordance with *Government Auditing Standards*, we have also issued our report dated May 1, 2025, on our consideration of the City's internal control over financial reporting and on our tests of its compliance with certain provisions of laws, regulations, contracts, and grant agreements and other matters. The purpose of that report is solely to describe the scope of our testing of internal control over financial reporting and compliance and the results of that testing, and not to provide an opinion on the effectiveness of the City's internal control over financial reporting or on compliance. That report is an integral part of an audit performed in accordance with *Government Auditing Standards* in considering the City's internal control over financial reporting and compliance.

Eide Bailly LLP

Rancho Cucamonga, California
May 1, 2025

This page intentionally left blank

City of Palmdale

Management's Discussion and Analysis

As management of the City of Palmdale, we offer readers of the City of Palmdale's financial statements this narrative overview and analysis of the financial activities of the City of Palmdale for the Fiscal Year Ended June 30, 2024. We encourage readers to consider the information presented here in conjunction with additional information that we have furnished in our letter of transmittal, which can be found on pages i through vi of this report.

Financial Highlights

- The Assets and Deferred Outflows of Resources of the City of Palmdale exceeded its Liabilities and Deferred Inflows of Resources at the close of Fiscal Year Ending June 30, 2024, resulting in a Total Net Position of Governmental Activities of $969,266,046. The City's Change in Net Position of Government Activities increased in Fiscal Year 2023-24 by $39,527,692 or 4.3 percent. Further details on reported Fiscal Year Net Position are discussed on page 21.

- Included in the Statement of Net Position (Governmental Activities), Total Assets increased to $1,180,509,215; Deferred Outflows of Resources reported a balance of $19,404,878 for an increase of $644,152 or 3.4 percent; Total Liabilities increased by 22.9 percent to $230,296,645; and Deferred Inflows of Resources decreased by 29.9 percent to $351,402.

- Within Total Net Position, the Net Investment in Capital Assets was reported as $609,871,573, Restricted Net Position was reported as $264,319,596, and Unrestricted Net Position reported as $95,074,877. Unrestricted Net Position increased by 13.5 percent and may be used to meet the government's ongoing obligations to citizens and creditors.

- As of the close of Fiscal Year 2023-24, the City of Palmdale's Governmental Funds reported Combined Ending Fund Balances of $415,889,480, an increase of $64,742,750 in comparison with the Prior Year. Of the Total Ending Fund Balance of $415,889,480, the General Fund Balance was $102,985,690 or an increase of $10,409,370 from the prior fiscal year. Of the $102,985,690 General Fund Balance, Nonspendable Fund Balance was $1,825,542, Restricted Fund Balance was $9,763,960, Assigned Fund Balance was $11,004,526 and Unassigned Fund Balance was $80,391,662. Details are discussed on page 24.

- The City of Palmdale's Total Governmental Long-Term Liabilities increased by $36,314,997 or 27.1 percent, during the Fiscal Year Ended June 30, 2024. The increase is primarily due to increases in the City's net pension liability. During Fiscal Year 2023-24, Additions and Retirements offsetting the increase in liabilities included:

  - Compensated Absences Additions of $2,523,319 and Retirements of $2,553,532

  - Self-Insurance Liability Claims Additions of $941,403 and Retirements of $932,002

  - Lease Payable Additions of $0 and Retirements of $102,914

  - Bonds Payable Additions of $40,987,856 and Retirements of $8,215,246

  - Note Payable Additions of $0 and Retirements of $1,122,872

City of Palmdale

Management's Discussion and Analysis

Overview of the Financial Statements

This discussion and analysis is intended to serve as an introduction to the City of Palmdale's basic financial statements. The City of Palmdale's basic financial statements are comprised of three components:

(1) Government-Wide Financial Statements,

(2) Fund Financial Statements, and

(3) Notes to the Financial Statements.

Government-Wide Financial Statements. The government-wide financial statements are designed to provide readers with a broad overview of the City of Palmdale's finances, in a manner similar to a private-sector business. General Fund and Special Revenue Funds are the two types of governmental funds that will present financial statements in this grouping. General Fund is primarily an operating fund that is classified as a Major Fund. Special Revenue Funds are used to account for specific revenues that are restricted or committed to a specific program.

The *Statement of Net Position* presents information on all of the City of Palmdale's Assets, Deferred Outflows of Resources, Liabilities and Deferred Inflows of Resources, with the difference reported as Net Position. Over time, increases or decreases in Net Position may serve as a useful indicator of whether the financial position of the City of Palmdale is improving or deteriorating.

The *Statement of Activities* presents information showing how the government's Net Position changed during the most recent fiscal year. All changes in Net Position are reported as soon as the underlying event giving rise to the change occurs, regardless of the timing of related cash flows. Therefore, Revenues and Expenses are reported in this statement for some items that will only result in cash flows in future fiscal periods (e.g., uncollected taxes and earned but unused vacation leave).

Both of the Government-Wide Financial Statements distinguish functions of the City of Palmdale that are principally supported by taxes and intergovernmental revenues (governmental activities) from other functions that are intended to recover all or a significant portion of their costs through user fees and charges (business-type activities). The governmental activities of the City of Palmdale include General Government, Public Safety, Public Services, Community Development, Cultural and Recreational, Health and Welfare, and Interest on Debt. During the Fiscal Year, the City launched one business-type activity, a Palmdale Community Choice Aggregate program (Palmdale CCA).

The Government-Wide Financial Statements include not only the City of Palmdale as the primary government, but also a legally separate Palmdale Financing Authority, Housing Authority of the City of Palmdale, and Palmdale Community Foundation. Financial information for these component units is reported on a blended basis. The government-wide financial statements can be found on pages 20-22 of this report.

Fund Financial Statements. A Fund is a grouping of related accounts that is used to maintain control over resources that have been segregated for specific activities or objectives. The City of Palmdale, like other state and local governments, uses fund accounting to ensure and demonstrate compliance with finance related legal requirements. All of the funds of the City of Palmdale can be divided into three categories: Governmental Funds, Fiduciary Funds, and Proprietary Funds.

Governmental Funds. Governmental Funds are used to account for essentially the same functions reported as governmental activities in the government-wide financial statements. However, unlike the Government-Wide Financial Statements, Governmental Fund Financial Statements focus on near term inflows and outflows of spendable resources, as well as on balances of spendable resources available at the end of the fiscal year. Such information may be useful in evaluating a government's near-term financing requirements.

Because the focus of Governmental Funds is narrower than that of the Government-Wide Financial Statements, it is useful to compare the information presented for Governmental Funds with similar information presented for governmental activities in the Government-Wide Financial Statements. By doing so, the readers may better understand the long-term impact of the government's near-term financing decisions. The Governmental Fund Balance Sheet and the Governmental Fund Statement of Revenues, Expenditures, and Changes in Fund Balances, provide a reconciliation to facilitate this comparison between Governmental Funds and Governmental Activities. The Governmental Fund Statements can be found on pages 24-27.

The City of Palmdale maintains 46 individual Governmental Funds. Information is presented separately in the Governmental Fund Balance Sheet and in the Governmental Fund Statement of Revenues, Expenditures, and Changes in Fund Balances for the General Fund, the Housing Authority-Housing Asset Fund Special Revenue Fund, the Housing Authority - Facilities Fund Special Revenue Fund, the American Rescue Plan Act Fund (ARPA), Measure AV Fund, and Local Transportation Article 8 Fund, all of which are considered to be major funds. Data from the remaining 41 governmental funds are combined into a single, aggregated presentation. Individual fund data for these non-major governmental funds is provided in the form of combining statements on pages 107-164.

The City of Palmdale adopts an annual appropriated budget for its General Fund, its Housing Authority - Housing Asset Fund - Special Revenue Fund, its Housing Authority Facilities Fund – Special Revenue Fund, its ARPA fund, and its Measure AV fund. A budgetary comparison statement has been provided for each of these funds to demonstrate compliance with their respective budgets. The budgetary comparison statements can be found on pages 28-33.

Proprietary Funds. Proprietary funds are used to account for activities that receive significant support from fees and charges. The resources of those funds are solely to support the City of Palmdale's own programs. The basic Proprietary Fund Financial Statement can be found on pages 34-36.

Fiduciary Funds. Fiduciary funds are used to account for resources held for the benefit of parties outside the government. Fiduciary funds are not reflected in the Government-Wide financial statements because the resources of those funds are not available to support the City of Palmdale's own programs. The basic Fiduciary Fund Financial Statement can be found on pages 38-39 of this report.

Notes to the Financial Statements. The Notes to the Financial Statements provide additional information that is essential to a full understanding of the data provided in the Government-Wide and Fund Financial Statements. The Notes Section provides greater detail on Significant Accounting Policies, Cash and Investments, capitalization consistency, fiscal activities and debt service. Generally accepted accounting principles are used to create the City's financial statements and the Notes Section helps the reader to understand the objective of the financial reporting. The Notes can be found on pages 40-98 of this report.

Government-Wide Financial Analysis

As noted earlier, Net Position may serve over time as a useful indicator of a government's financial position. In the case of the City of Palmdale, Assets and Deferred Outflows of Resources exceeded Liabilities and Deferred Inflows of Resources by $976,192,257 as of June 30, 2024.

The City of Palmdale's Net Investment in Capital Assets reflects a balance of $609,871,573. Investment in capital assets is defined as land, buildings, machinery and equipment, infrastructure, construction in progress, and right to use assets net of accumulated depreciation, and less any related debt or deferred outflows of resources used to acquire these assets that is still outstanding. The City of Palmdale capital assets are used to provide services to citizens; consequently, these assets are not available for future spending. And, although the City of Palmdale's investment in its capital assets is reported net of related debt, it should be noted that the resources needed to repay this debt must be provided from other sources and the capital assets themselves cannot be used to liquidate these liabilities.

In addition, the City has reported the City's Net Pension Liability and related Deferred Inflows and Outflows in the City's Financial Statements. Additional detailed information can be found in Note (16) of the Notes to the Financial Statements.

Separate sections are included and report:

- Total Assets totaling $1,194,523,144 as a sum of Current and Other Assets of $527,383,069 and Capital Assets of $667,140,075.

- Deferred Outflows of Resources totaling $19,404,878 as a sum of Pension Related Amounts for a future period totaling $19,307,580 and Other Postemployment Benefits Related Amounts totaling $97,298. This section represents a consumption of net assets that applies to a future period.

- Total Liabilities totaling $237,384,363 as a sum of Long-Term Liabilities Outstanding (including net pension liability and net OPEB liability) of $177,674,403 and Other Liabilities of $59,709,960.

- Total Deferred Inflows of Resources totaling $351,402 as Other Postemployment Benefit Related Amounts of $179,542 and pension related amounts of $143,581, and lease amounts of $28,279. The Deferred Inflows Related to Pension Liability is the result of GASB 68 and will be recognized in the subsequent measurement period.

- Total Net Position reported totaling $976,192,257 represents a sum of the Net Investment in Capital Assets $609,871,573; Restricted Net Position of $264,319,596; and Unrestricted Net Position of $102,001,088.

City of Palmdale's Net Position

	Governmental Activities 2024	Governmental Activities 2023	Business-type Activities 2024	Business-type Activities 2023	Primary Government 2024	Primary Government 2023
Assets						
Current and Other Assets	$ 513,369,140	$ 427,971,448	$ 14,013,929	$ 6,568,323	$ 527,383,069	$ 434,539,771
Capital Assets	667,140,075	670,900,473		-	667,140,075	670,900,473
Total Assets	1,180,509,215	1,098,871,921	14,013,929	6,568,323	1,194,523,144	1,105,440,244
Deferred Outflows of Resources						
Pension Related Amounts	19,307,580	18,483,338	-	-	19,307,580	18,483,338
Other Postemployment Benefits Related Amounts	97,298	277,388	-	-	97,298	277,388
Total Deferred Outflows of Resources	19,404,878	18,760,726	-	-	19,404,878	18,760,726
Liabilities						
Long-term Liabilities Outstanding	170,586,685	134,271,688	7,087,718	7,697,219	177,674,403	141,968,907
Other Liabilities	59,709,960	53,121,401	-	-	59,709,960	53,121,401
Total Liabilities	230,296,645	187,393,089	7,087,718	7,697,219	237,384,363	195,090,308
Deferred Inflows of Resources						
Pension Related Amounts	143,581	277,671	-	-	143,581	277,671
Other Postemployment Benefits Related Amounts	179,542	164,314	-	-	179,542	164,314
Deferred Inflows from Leases	28,279	59,219	-	-	28,279	59,219
Total Deferred Inflows of Resources	351,402	501,204	-	-	351,402	501,204
Net Position						
Net Investment in Capital Assets	609,871,573	609,762,857	-	-	609,871,573	609,762,857
Restricted	264,319,596	236,174,325	-	-	264,319,596	236,174,325
Unrestricted	95,074,877	83,801,172	6,926,211	(1,128,896)	102,001,088	82,672,276
Total Net Position	$ 969,266,046	$ 929,738,354	$ 6,926,211	$ (1,128,896)	$ 976,192,257	$ 928,609,458

The City of Palmdale's Restricted Net Position of $264,319,596 represents resources that are subject to external restrictions on how they may be used. The Unrestricted Net Position of $102,001,088 may be used to meet the government's ongoing obligations to citizens and creditors. The Net Investment in Capital Assets is $609,871,573 which includes capital assets net of accumulated depreciation and reduced by the outstanding debt used to acquire those assets. At the end of the Fiscal Year, the City of Palmdale is able to report positive balances in Restricted and Unrestricted categories of Net Position for its governmental activities. The flunctuation in Business-type activites is due to Energy for Palmdale's Independent Choice (EPIC). Fiscal Year 2023-24 was Epic's first full year after implementation. EPIC is Palmdale’s local energy provider operating under California’s Community Choice Aggregation (CCA) program. It enables the city to purchase cleaner electricity on behalf of residents and businesses while Southern California Edison (SCE) continues to handle power delivery, infrastructure maintenance, and billing. EPIC offers cleaner energy options, competitive rates and community investment. Revenues are reinvested into local programs such as EV charging infrastrutucture, solar incentives, and worforce development.

City of Palmdale

Management's Discussion and Analysis

City of Palmdale's Changes in Net Position

	Governmental Activities 2024	Governmental Activities 2023	Business-type Activities 2024	Business-type Activities 2023	Primary Government 2024	Primary Government 2023
Revenues:						
Program Revenues:						
Charges for Services	$ 62,374,710	$ 54,903,286	$ 67,424,984	$ 29,406,756	$ 129,799,694	$ 84,310,042
Operating Grants and Contributions	16,291,059	19,313,133	-	-	16,291,059	19,313,133
Capital Grants and Contributions	38,302,819	33,403,301	-	-	38,302,819	33,403,301
Total Program Revenues	116,968,588	107,619,720	67,424,984	29,406,756	184,393,572	137,026,476
General Revenue:						
Property Taxes	31,159,311	28,779,848	-	-	31,159,311	28,779,848
Sales and Use Taxes	50,073,637	50,484,537	-	-	50,073,637	50,484,537
Other Taxes	15,883,788	14,642,731	-	-	15,883,788	14,642,731
Unrestricted Investment Earnings/(Loss)	17,264,540	1,417,412	-	1,321	17,264,540	1,418,733
Other	9,086,732	2,666,630	-	-	9,086,732	2,666,630
Total General Revenues	123,468,008	97,991,158	-	1,321	123,468,008	97,992,479
Total Revenues	240,436,596	205,610,878	67,424,984	29,408,077	307,861,580	235,018,955
Expenses:						
General Government	41,711,266	31,726,963	-	-	41,711,266	31,726,963
Public Safety	41,218,066	38,133,053	-	-	41,218,066	38,133,053
Public Service	84,937,841	75,322,520	-	-	84,937,841	75,322,520
Community Development	12,192,625	12,005,237	-	-	12,192,625	12,005,237
Culture and Recreation	15,987,459	13,634,111	-	-	15,987,459	13,634,111
Health and Welfare	550,969	588,116	-	-	550,969	588,116
Transportation	-	305,266	-	-	-	305,266
Interest on Long-term Debt	4,310,678	2,555,060	-	-	4,310,678	2,555,060
Palmdale CCA	-	-	59,369,877	29,459,055	59,369,877	29,459,055
Total Expenses	200,908,904	174,270,326	59,369,877	29,459,055	260,278,781	203,729,381
Transfers	-	1,077,918	-	(1,077,918)	-	-
Change in Net Position	39,527,692	32,418,470	8,055,107	(1,128,896)	47,582,799	31,289,574
Net Position, Beginning of Year	929,738,354	897,138,235	(1,128,896)	-	928,609,458	897,138,235
Change in Accounting Principle GASB 96	-	181,649	-	-	-	181,649
Net Position, Beginning of Year as restated	929,738,354	897,319,884	(1,128,896)	-	928,609,458	897,319,884
Net Position, End of Year	$ 969,266,046	$ 929,738,354	$ 6,926,211	$ (1,128,896)	$ 976,192,257	$ 928,609,458

Governmental Activities. Governmental activities increased the City of Palmdale's net position by $39,527,692 or 4.25 percent, during the Fiscal Year 2023-24. Key elements of the Governmental activities Net Position increase are as follows:

- Charges for Services increased by $7,471,424 or 13.6 percent primarily due to inflationary pressure.
- Operating Grants and Contributions decreased by $3,022,074 or 15.7 percent from the prior fiscal year primarily due to the allocation of American Rescue Plan Act Funds.
- Capital Grants and Contribution proceeds increased by $4,899,518 or 14.7 percent primarily due capital grants awarded during the year for park improvements and other capital projects.
- The City reported increases in Property Taxes of $2,379,463 or 8.3 percent. The improvement can be attributed to an increase in property values within the City and continued restoration of prior Proposition 8 Property Tax reductions.
- Other Taxes increased by $1,241,057 or 8.5 percent primarily due to increases in franchise tax, transient occupancy tax, motor vehicle license fees and decreases in business license tax and property transfer tax.
- The City's Unrestricted Investment Earnings increased by $15,847,128 as the result of increase in interest rates due to the Federal Open Market Committee (FOMC) executing its fiscal and monetary policy to reduce inflation down to 2 percent.
- Other Revenue increased by $6,420,102 or 240.8 percent due to the sale of City owned property that occurred during the year.
- General Government expenses increased by $9,984,303, or 31.5 percent primarily due to a liability insurance settlement claim paid during the Fiscal Year.
- Public Safety expenses increased $3,085,013 or 8.1 percent. This is largely due to the budgeted increase in the County Sheriff's contract for services.
- Public Service expenses increased $9,615,321 or 12.8 percent. This is primarily due to City services increasing for programs such as illegal dumping and graffiti abatement.
- Community Development expenses increased $187,388 or 1.6 percent due to an increase in City-owned rental unit operation expenses and an increase in housing development, such as Transit Village community and Homes 4 Families veteran housing.
- Cultural and Recreational expenses increased $2,353,348 or 17.3 percent primarily due to park and water park repairs and refurbishments.
- Health and Welfare expenses decreased $37,147 or 6.32 percent due to project studies and demolition expenses.
- Interest on Long-Term Debt increased by $1,755,618 or 68.7 percent due to the newly issued lease revenue bonds series 2023A and 2023B and cost of issuance.

Program Expenses and Program Revenues-Governmental Activities

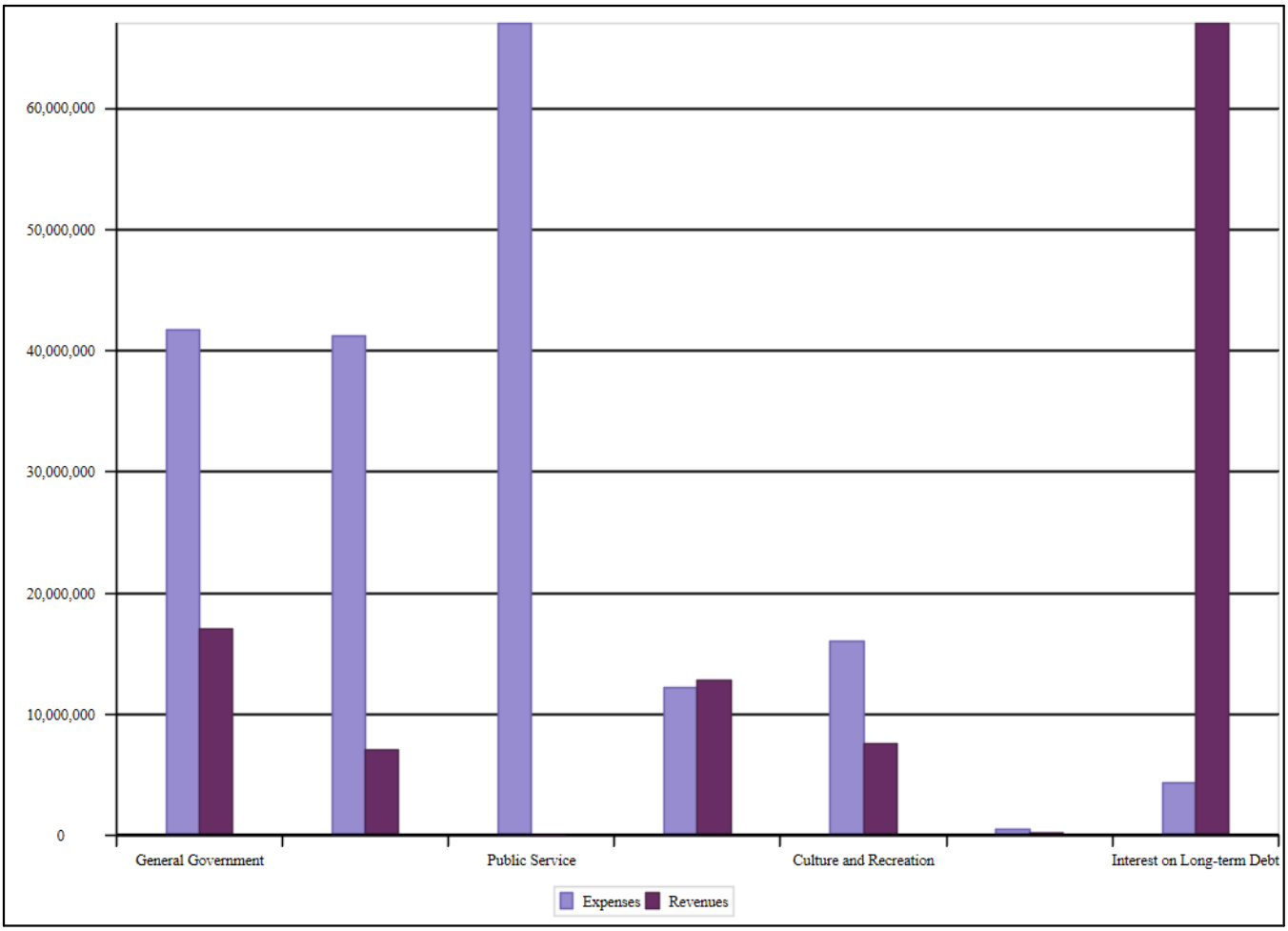

The Statement of Activities reflects total expenses of $200,908,904. Total Revenues in the Statement of Activities for the Year Ended June 30, 2024 were $240,436,596. Of this amount, $116,968,588 of the resources came from Program Revenues, and $123,468,008 came from General Revenues received by the government. The largest revenues are Charges for Services, followed by Sales Tax, Capital Grants and Contributions, Property Taxes, and Other Taxes.

Revenues by Source-Governmental Activities

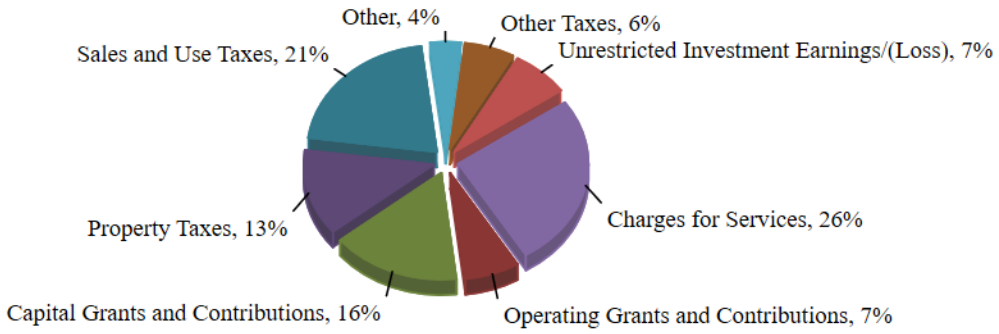

Business-Type Activities. Total net position for business-type activities for Palmdale Community Choice Aggregate (Palmdale-CCA) totaled $6,926,211 for the Fiscal Year 2023-24. Key elements of this year's activity in relation to the prior year are as follows:

- Charges for services were $67,424,984 for the Fiscal Year 2023-24 as the program began its operations starting on October 1, 2022.

- Overall expenses were $59,369,877 as operational expenses officially began in the Fiscal Year 2023-24.

Program Expenses and Program Revenues-Business-Type Activities

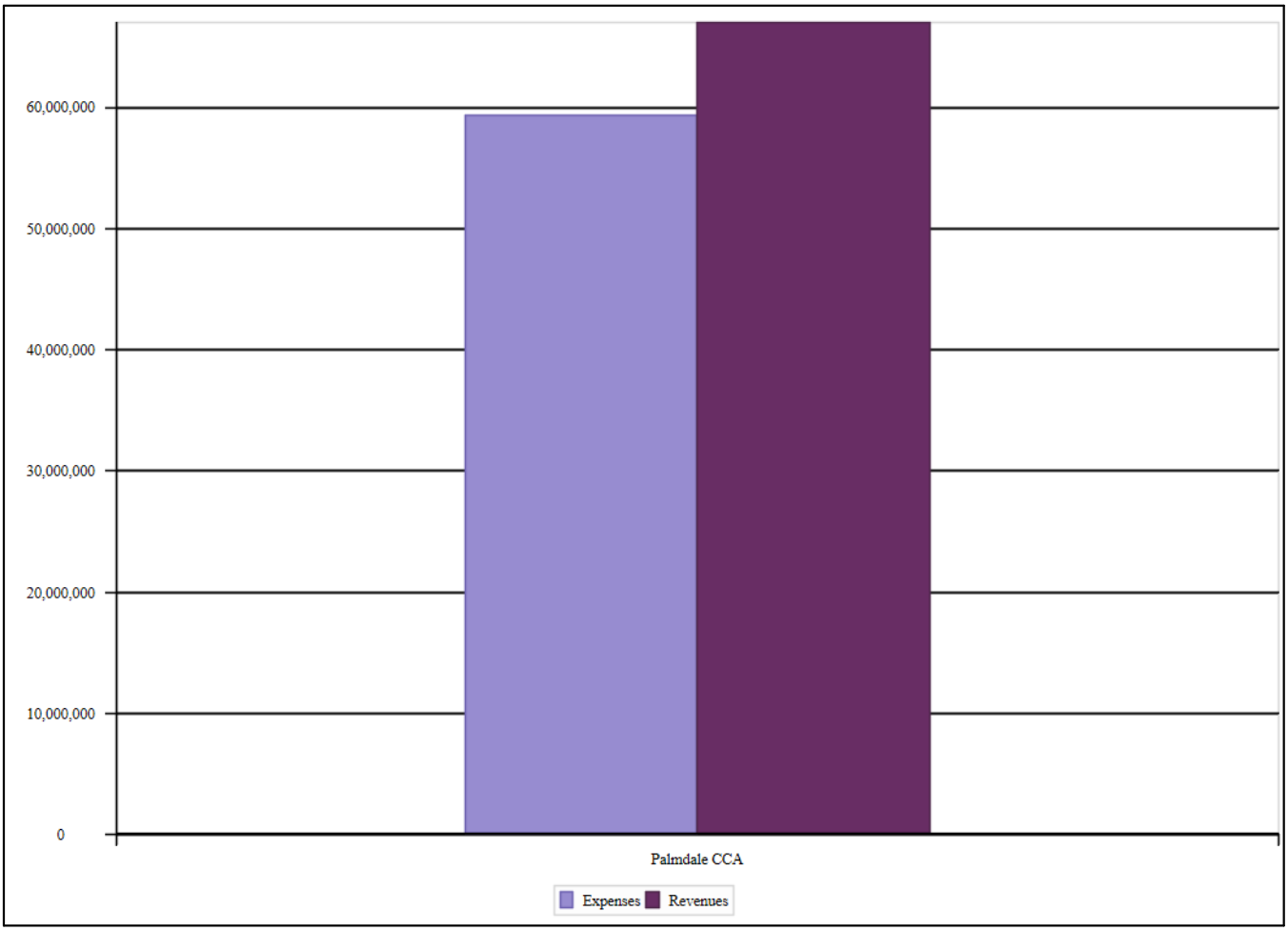

Revenues by Source-Business-Type Activities

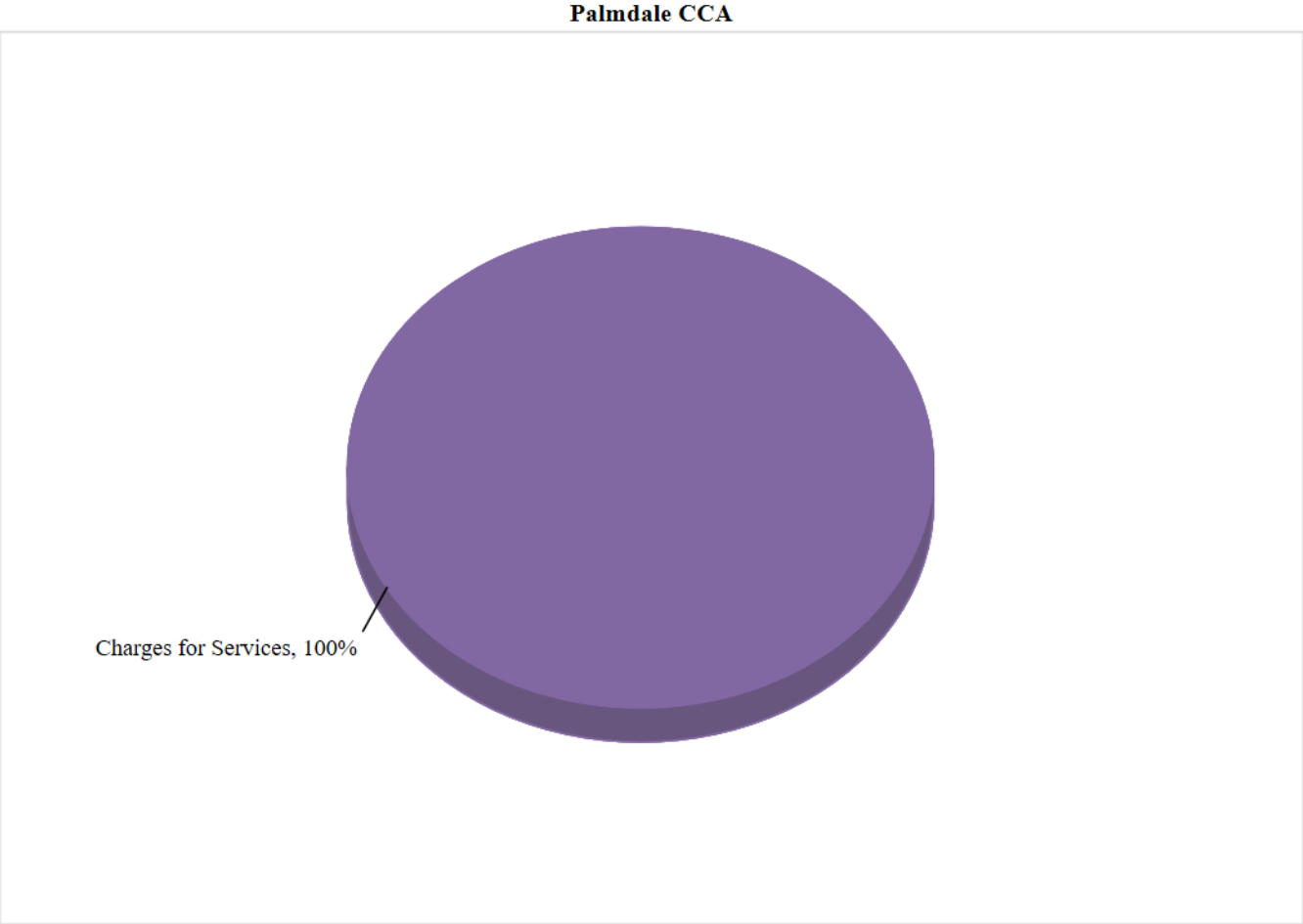

Financial Analysis of the Government's Funds

As noted earlier, the City of Palmdale uses fund accounting to ensure and demonstrate compliance with finance related legal requirements.

Governmental Funds The focus of the City of Palmdale's governmental funds is to provide information on near-term inflows, outflows, and balances of spendable resources. Such information is useful in assessing the City of Palmdale's financing requirements. In particular, fund balance may serve as a useful measure of a government's net resources available for spending at the end of the fiscal year.

City of Palmdale

Management's Discussion and Analysis

As of the end of the Fiscal Year 2023-24, the City of Palmdale's Governmental Funds reported Combined Ending Fund Balances of $415,889,480, an increase of $64,742,750 over the prior year. The General Fund is the chief operating fund of the City of Palmdale. At the end of Fiscal Year 2023-24, the Total Fund Balance of the General Fund was $102,985,690. Of the Total Fund Balance:

- **Nonspendable Fund Balance** totaled $1,825,542. "Nonspendable" because the resources are not in a spendable form (i.e., prepaids, long-term receivables, or non-financial assets held for resale). Nonspendable Fund Balance includes Advances totaling $1,173,952; Deposits and Prepaids totaling $651,590.

- **Restricted Fund Balance** totaling $335,220,857. "Restricted" due to the existence of externally enforceable legal restrictions that are related primarily to special revenue funding sources and debt service reserves. Restricted Fund Balance includes City Investments of 9,763,960.

- **Assigned Fund Balance** totaling $11,004,526. "Assigned" for specific purposes such as Continuing Appropriations, Encumbrances, Compensated Absences, Self-Insurance and Health Insurance Claims, and Capital Projects. Assigned Fund Balance includes Compensated Absences totaling $2,224,370; Self-Insurance Claims totaling $303,175 and Health Insurance obligations totaling $8,476,981.

- **Unassigned Fund Balance** totaling $67,838,555. "Unassigned" and represents residual resources that cannot be properly classified in one of the other fund balance categories. As a measure of the General Fund's liquidity, it may be useful to compare both Unassigned and Total Fund Balance to Total Fund Expenditures. At the end of the Fiscal Year 2023-24 the Unassigned Fund Balance in the General Fund is 78.1 percent of Total Fund Balance for the General Fund and 90.2 percent of Total General Fund Expenditures.

The Housing Authority - Housing Asset Fund has a Fund Balance of $48,391,728 and is restricted for low and moderate-income housing purposes. This Fund is used to record the assets formally held by the Community Redevelopment Agency Low and Moderate Income Housing Fund. The assets that were approved by the State Department of Finance to be retained by the Low and Moderate Housing Fund were transferred to the Housing Authority-Housing Asset Fund as the City has control of those assets, which may be used in accordance affordable housing provisions of California's Community Redevelopment Law, as amended by Health and Safety Code 34176.1. The housing asset fund balance decreased by $1,294,697 in the Fiscal Year 2023-24, primarily due to cost and expenditures exceeding program revenue. Program revenues were $799,298, primarily due to gains on investments, and expenditures were $2,333,678 in Fiscal Year 2023-24. Expenditures exceed program revenues in the Housing Asset Fund as the result of regular ongoing operations. Revenues into the fund consist primarily of debt service payments, while expenditures consist of payments for multi-year capital projects that are funded through available fund balance.

The Housing Authority – Facilities Fund is used to account for revenues and expenditures related to the operation of three mobile home parks, four apartments, and two multi-residential properties who were separate funds and were consolidated into one fund in 2021. The total beginning fund balance in Fiscal Year 2023-24 was at a deficit of $2,462,215. The deficit was reduced by $1,918,226 as the result of a decline in operating expenditures and capital outlay. The Housing Division has commitments for Affordable Housing Agreements that may take more than one year to complete and to receive the request for draws against approved loans.

ARPA Fund - For the fiscal year ended June 30, 2024, the ARPA fund had total revenues of $11,445,576 and total expenditures of $9,416,435 resulting in an increase in the fund balance of $2,029,141. The fund balance at the beginning of the year was $323,465. The beginning fund balance with this net increase results in a fund balance at fiscal year end of $2,352,606.

Measure AV Fund - For the fiscal year ended June 30, 2024, Measure AV had total revenues of $23,387,916, leases issued of $419,161 and total expenditures of $26,756,688 resulting in a decrease in the fund balance of $2,949,611. The fund balance at the beginning of the year was $24,565,678. The beginning fund balance with this net decrease results in a fund balance at fiscal

year end of $21,616,067.

Local Transportation Article 8 - For the fiscal year ended June 30, 2024, Local Transportation Article 8 had no revenues, a transfer out of $23,812 and total expenditures of $7,860,847 resulting in a decrease in the fund balance of $7,884,659. The fund balance at the beginning of the year was $2,720,834. The beginning fund balance with this net decrease results in a fund balance at fiscal year end of ($5,163,825).

General Fund Budgetary Highlights

Differences between original budget and final budget resulted in an increase of appropriations for General Fund expenditures of $5,186,720 as a result of an adjustment in budget needs in operating expenses primarily in General Government, as well as carry forward of budgets for multi-year Capital Projects. Differences between final amended budget and actual resulted in a $7,716,596 decrease in appropriations and can be briefly summarized as follows:

- $647,617 decrease in General Governmental expenditures as a result of vacancies in various departments.
- $2,392,518 decrease in Public Safety expenditures as a result of a multi-year I.T. project implementation.
- $3,056,626 decrease in Public Services expenditures primarily due to supply shortages of fleet equipment.
- $253,286 decrease in Community Development program expenditures.
- $1,421,862 decrease in Parks and Recreation program expenditures (see paragraph below).
- $51,903 increase in capital outlay expenditures.
- $3,410 increase in Debt Service Principal and Interest

These decreases are due to not only expenditures coming in less than anticipated but also the result of activities that were budgeted but not completed during Fiscal Year 2023-24 (many were carried forward as encumbrances and continuing appropriations) and reclassifying activities to Special Revenue Funds to comply with GASB 54. Parks and Recreastion had a reduction in program expenditures as a result of a multi-year I.T. project implementation. Overall, the reclassifying of expenditures resulted in a reduction of transfers in and offsetting reduction to expenditures.

Capital Assets and Debt Administration

Capital Assets. The City of Palmdale's investment in capital assets for Governmental Activities as of June 30, 2024, amounts to $667,140,075 (Net of Accumulated Depreciation). This investment in capital assets includes land, buildings and structures, improvements, machinery and equipment, infrastructure and construction in progress. The Capital Assets decreased by $3,760,399 in Fiscal Year 2023-24 as compared to prior year 2022-23.

City of Palmdale's Capital Assets (Net of Depreciation)

	Governmental Activities 2024	Governmental Activities 2023
Land and Improvements	$ 122,859,592	$ 122,859,592
Intangible Assets	153,090	153,090
Construction in Progress	63,516,507	30,834,212
Buildings and Structures	51,025,604	53,206,455
Improvements Other than Buildings	865,093	1,018,329
Infrastructure	418,238,388	452,568,964

City of Palmdale's Capital Assets (Net of Depreciation)

	Governmental Activities 2024	Governmental Activities 2023
Machinery and Equipment	7,937,446	7,407,096
Right to Use Assets	2,544,355	2,852,736
	$ 667,140,075	$ 670,900,474

Major capital asset events during the current fiscal year included the following:

- Additions of Improvements other than Building totaling $117,899
- Additions of Construction In Progress totaling $38,085,297.
- Additions of Machinery and Equipment totaling $1,980,549.
- Additions of Infrastructure Improvement totaling $1,942,735.
- Additions of Total Accumulated Depreciation totaling $39,384,949.
- Deletions of Depreciated and Non-Depreciated Assets totaling $7,142,882.

Additional information on the City of Palmdale's capital assets can be found on page 64, Note 11.

Long-Term Debt. At the end of the current fiscal year, the City of Palmdale had total bonded debt outstanding of $81,161,996. The Mortgage Revenue Bonds are secured by pledges of net revenue received from the operation of the Housing Facilities. Certificates of Participation and Lease Revenue Bonds require the City to pay a semi-annual base rental to the Palmdale Financing Authority (PFA). The rentals will be used by the PFA to pay debt service as the Certificates of Participation and Lease Revenue Bonds come due.

City of Palmdale's Outstanding Debt
Revenue Bonds, Certificates of Participation, Loans, and Leases

	Governmental Activities 2024	Governmental Activities 2023
Lease Revenue Bonds	$ 50,190,000	$ 15,105,000
Mortgage Revenue Bonds	3,540,000	3,640,000
Certificates of Participation	27,250,006	29,438,552
Bond Premiums	181,990	205,834
Loans & Direct Borrowings	11,450,485	12,573,357
Financing Arrangements	3,078,523	3,566,927
Total	$ 95,691,004	$ 64,529,670

The City of Palmdale’s Total Long-Term Liabilities total was $95,691,004 of which $81,161,996 was Revenue Bonds, Mortgage Revenue Bonds, Certificates of Participation and Bond Premiums as noted on the schedule above. The increase in lease revenue bonds is due to the newly issued series 2023A and 2023B bonds.

The remainder of the debt was comprised of Financial Arrangements Payable for Equipment Leases totaling $3,078,523; Notes Payable for Street Light Acquisition totaling $7,767,112; Section 108 HUD Loan totaling $701,000; HOME Loan totaling $2,850,000; SCE Parks LED Retrofit OBF A-5962 totaling $78,441; SCE LED Retrofit OBF A-5807 totaling $4,042, and SCE

LED Retrofit OBF A-7251 totaling $49,890.

Additional information on the City of Palmdale's long-term debt can be found on pages 66-76 Note 13.

Economic Factors and Next Year's Budget

The City took into consideration the following factors in preparing the budget for the 2024-25 fiscal year.

- Positive Property tax increases as property values increase.
- Continued slow paced growth in housing development.
- Stable Sales Tax revenue and Measure AV Sales Tax revenues as a result of economic trends.
- Conservative escalators and only add known future development.
- Implementing Fee Structures that align revenues with cost-recovery objectives.
- Using onetime revenues for onetime expenditures.
- Building reserves for future capital replacements and economic uncertainties.
- Prefunding retiree pension cost.
- City funds impacted by State and Federal budget actions.

While Actual Fiscal Year 2023-24 revenue growth in tax collections were above estimates, staff continues to follow a moderate approach to protecting these revenues. Staff will continue to monitor actual revenues versus projections and provide any needed mid-year adjustments.

The dissolution of redevelopment (legislation AB x 126 and AB-1484) has and will continue to impact the City for a number of years. As of July 1, 2018, Los Angeles County consolidated the oversight boards and committees of each agency that contains the Successor Agency to the former Redevelopment Agency to administer the obligations of the former Redevelopment Agency until they are fully satisfied. This board consists of five districts segregated out based on the area maps within Los Angeles County. The City of Palmdale falls under the Fifth District the City and Successor Agency have been responding to the reporting requirement with Los Angeles Consolidated Oversight Board. Additional information can be found in Note 18.

Requests for Information

This financial report is designed to provide a general overview of the City of Palmdale's finances for all those with an interest in the government's finances. Questions concerning any of the information provided in this report, requests for any of the separately issued component unit financial statements or additional financial information should be addressed to the City of Palmdale, Finance Department, 38300 Sierra Highway, Suite D, Palmdale, California, 93550.

This page intentionally left blank

City of Palmdale
Statement of Net Position
June 30, 2024

	Primary Government		
	Governmental Activities	Business-Type Activities	Total
Assets			
Cash	$ 18,037,970	$ 7,147,445	$ 25,185,415
Investments	338,002,139	-	338,002,139
Accounts Receivable	30,401,693	17,875,541	48,277,234
Interest Receivable	10,663,376	-	10,663,376
Property Tax Receivable	688,961	-	688,961
Due from Other Governmental Units	11,773,684	-	11,773,684
Notes and Liens	35,887,109	-	35,887,109
Deposits and Prepaids	761,590	-	761,590
Internal Balances	11,009,057	(11,009,057)	-
Land Held for Development	3,249,136	-	3,249,136
Short-term Lease Receivable	29,337	-	29,337
Restricted Assets:			
Cash and Investments	52,865,088	-	52,865,088
Capital Assets and Right to Use Assets:			
Not Being Depreciated:			
Land	122,859,592	-	122,859,592
Water Credit CFD 16-1	153,090	-	153,090
Construction in Progress	63,516,507	-	63,516,507
Being Depreciated/Amortized, Net of Accumulated Depreciation/Amoritzation:			
Buildings and Structures	51,025,604	-	51,025,604
Machinery, Equipment, and Other Improvements	7,937,446	-	7,937,446
Improvements Other than Buildings	865,093	-	865,093
Infrastructure	418,238,388	-	418,238,388
Machinery and Equipment - Right to Use	312,042	-	312,042
SBITA Assets	2,232,313	-	2,232,313
Total Assets	1,180,509,215	14,013,929	1,194,523,144
Deferred Outflows of Resources			
Pension Related Amounts	19,307,580	-	19,307,580
Other Postemployment Benefits Related Amounts	97,298	-	97,298
Total Deferred Outflows of Resources	19,404,878	-	19,404,878

See Notes to Financial Statements

City of Palmdale
Statement of Net Position
June 30, 2024

	Primary Government		
	Governmental Activities	Business-Type Activities	Total
Liabilities			
Accounts Payable	18,772,340	5,636,386	24,408,726
Accrued Salaries and Employee Benefits	3,033,794	-	3,033,794
Due to Other Governmental Units	18,479	-	18,479
Deposits	9,903,202	1,451,332	11,354,534
Accrued Interest Payable	2,205,051	-	2,205,051
Unearned Revenue	25,777,094	-	25,777,094
Noncurrent Liabilities:			
Due within One Year	14,879,798	-	14,879,798
Due in More than One Year	91,719,893	-	91,719,893
Net Pension Liability	63,827,542	-	63,827,542
Net OPEB Liability	159,452	-	159,452
Total Liabilities	230,296,645	7,087,718	237,384,363
Deferred Inflows of Resources			
Pension Related Amounts	143,581	-	143,581
Other Postemployment Benefits Related Amounts	179,542	-	179,542
Deferred Inflows from Leases	28,279	-	28,279
Total Deferred inflows of resources	351,402	-	351,402
Net Position			
Net Investment in Capital Assets	609,871,573	-	609,871,573
Restricted			
Capital Projects	7,256,292	-	7,256,292
Public Safety	17,216,917	-	17,216,917
Public Services	163,518,704	-	163,518,704
Community Development	63,325,807	-	63,325,807
Debt Service	77,780	-	77,780
Culture and Recreation	12,924,096	-	12,924,096
Unrestricted	95,074,877	6,926,211	102,001,088
Total Net Position	$ 969,266,046	$ 6,926,211	$ 976,192,257

See Notes to Financial Statements

City of Palmdale
Statement of Activities
For the Year Ended June 30, 2024

		Program Revenues			Net (Expenses) Revenues and Changes in Net Position		
	Expenses	Charges for Services	Operating Grants and Contributions	Capital Grants and Contributions	Governmental Activities	Business-type Activities	Total
Primary Government:							
Governmental Activities:							
General Government	$ 41,711,266	$ 7,563,083	$ 9,484,443	$ -	$ (24,663,740)	$ -	$ (24,663,740)
Public Safety	41,218,066	6,555,792	521,701	-	(34,140,573)	-	(34,140,573)
Community Development	12,192,625	8,361,154	4,421,009	-	589,538	-	589,538
Cultural and Recreational	15,987,459	7,507,733	94,853	-	(8,384,873)	-	(8,384,873)
Health and Welfare	550,969	191,420	-	-	(359,549)	-	(359,549)
Public Service	84,937,841	32,195,528	1,769,053	38,302,819	(12,670,441)	-	(12,670,441)
Interest on Long-term Debt	4,310,678	-	-	-	(4,310,678)	-	(4,310,678)
Total Governmental Activities	200,908,904	62,374,710	16,291,059	38,302,819	(83,940,316)	-	(83,940,316)
Business-type Activities:							
Palmdale CCA	59,369,877	67,424,984	-	-	-	8,055,107	8,055,107
Total Business-type Activities	59,369,877	67,424,984	-	-	-	8,055,107	8,055,107
Total Primary Government	$ 260,278,781	$ 129,799,694	$ 16,291,059	$ 38,302,819	$ (83,940,316)	$ 8,055,107	$ (75,885,209)
General revenues and transfers:							
Taxes:							
Property Taxes					$ 31,159,311	$ -	$ 31,159,311
Sales and Use Taxes					50,073,637	-	50,073,637
Unrestricted Motor Vehicle in Lieu					209,159	-	209,159
Franchise Taxes					9,581,190	-	9,581,190
Transient Occupancy Taxes					5,096,411	-	5,096,411
Property Transfer Taxes					478,671	-	478,671
Business License Taxes					518,357	-	518,357
Unrestricted Investment Earnings/(Loss)					17,264,540	-	17,264,540
Other					9,086,732	-	9,086,732
Total General Revenues and Transfers					123,468,008	-	123,468,008
Change in Net Position					39,527,692	8,055,107	47,582,799
Net Position - Beginning of Year					929,738,354	(1,128,896)	928,609,458
Net Position - End of Year					$ 969,266,046	$ 6,926,211	$ 976,192,257

See Notes to Financial Statements

The General Fund – is the City's primary operating fund and has been classified as a major fund. It accounts for all financial resources of the general government that are not already required legally or by sound financial management to be accounted for in another fund.

Special Revenue Funds – are used to account for specific revenues that are restricted or committed to expenditure for a specific purpose other than debt service or capital projects. The following funds have been classified as major funds:

Housing Authority (HA) Housing Asset Fund – Used to account for the restricted housing assets of the former CRA Housing Development Fund, which were transferred to the Successor Agency Fund and then transferred to the Housing Authority – Housing Asset Fund upon acceptance of the Housing Successor role by the City. Revenues received from assets previously held by the former CRA Housing Development Fund are restricted to be used in accordance with affordable housing provisions of California's Community Redevelopment Law, as amended by Health and Safety Code Section 34176.1.

Housing Authority (HA) Facilities Fund - This fund is used to account for revenues and expenditures restricted to the operations of three mobile home parks. four apartments and one apartment consisting of two buildings with 4 units each. This fund is a combination of the previous funds that accounted for the operations of the mobile home parks, apartments, and two building units in order to consolidate the Housing Authority-owned properties and its activities in 2021.

American Rescue Plan Act (ARPA) Fund - This fund is used to account for the revenues and expenditures in order to respond to the Coronavirus (Covid-19) post-pandemic effects on the City.

Measure AV Fund - This fund is used to account for the revenues and expenditures incurred as a result of the 3/4 cent sales tax increase that was passed by voters in November 2020 and took effect April 1, 2021.

Local Transportation Article 8 Fund – This fund accounts for State funds provided to the City for street-related purposes only.

City of Palmdale
Balance Sheet - Governmental Funds
June 30, 2024

		Special Revenue Funds						
	General Fund	HA Housing Asset Fund	Housing Authority Facilities Fund	ARPA Fund	Measure AV	Local Transportation Article 8	Nonmajor Governmental Funds	Total Governmental Funds
Assets:								
Cash	$ 13,227,157	$ -	$ 3,161,190	$ -	$ -	$ -	$ 271,962	$ 16,660,309
Investments	64,156,249	9,109,219	1,452,850	15,632,729	21,959,254	1,664,609	224,146,259	338,121,169
Receivables:								
Accounts and Interest Receivable	6,906,140	6,185,366	172,316	266,189	3,984,554	10,395,000	13,134,611	41,044,176
Property Tax Receivable	405,002	-	-	-	-	-	283,959	688,961
Due from Other Funds	33,297,267	-	-	-	-	-	62	33,297,329
Due from Custodial Funds	329,984	-	-	-	-	-	-	329,984
Advances Due from Fiduciary Funds	1,173,952	4,659,777	-	-	-	-	583,859	6,417,588
Due from Other Governmental Units	5,013,603	-	-	-	-	-	-	5,013,603
Notes and Liens	-	25,354,495	-	48,677	-	-	10,483,937	35,887,109
Interfund Promissory Note	-	5,278,333	-	-	-	-	-	5,278,333
Advances Due from Other Funds	5,000,000	1,186,001	-	-	-	-	3,800,000	9,986,001
Deposits and Prepaid	651,590	-	-	-	-	-	110,000	761,590
Short-term Lease Receivable	29,337	-	-	-	-	-	-	29,337
Restricted Assets:								
Investments	9,763,960	3,019,115	-	-	-	-	38,467,678	51,250,753
Cash	-	-	1,614,335	-	-	-	-	1,614,335
Land Held for Development	-	3,249,136	-	-	-	-	-	3,249,136
Total Assets	$ 139,954,241	$ 58,041,442	$ 6,400,691	$ 15,947,595	$ 25,943,808	$ 12,059,609	$ 291,282,327	$ 549,629,713
Liabilities, Deferred Inflows of Resources and Fund Balances								
Liabilities:								
Accounts Payable	10,488,781	48,127	317,206	489,876	4,327,741	369,554	5,597,054	21,638,339
Due to Fiduciary Funds	4,405	-	-	-	-	-	1,565	5,970
Due to Other Funds	-	12,509	-	-	-	6,458,880	13,781,360	20,252,749
Self Insurance Liability	6,682,269	-	-	-	-	-	-	6,682,269
Advances Due to Other Funds	-	-	1,186,001	-	-	-	8,800,000	9,986,001
Interfund Promissory Note	-	-	5,278,333	-	-	-	-	5,278,333
Deposits	5,958,986	-	163,140	-	-	-	3,781,076	9,903,202
Unearned Revenue	8,667,342	3,880,000	-	13,105,113	-	-	124,639	25,777,094
Notes Payable	150,674	-	-	-	-	-	3,305	153,979
Total Liabilities	31,952,457	3,940,636	6,944,680	13,594,989	4,327,741	6,828,434	32,088,999	99,677,936
Deferred Inflows of Resources								
Unavailable Revenue	4,987,815	5,709,078	-	-	-	10,395,000	12,942,125	34,034,018
Deferred Inflows Related to Lease Receivables	28,279	-	-	-	-	-	-	28,279
Total Deferred Inflows of Resources	5,016,094	5,709,078	-	-	-	10,395,000	12,942,125	34,062,297
Fund Balances								
Nonspendable	1,825,542	-	-	-	-	-	-	1,825,542
Restricted	9,763,960	48,391,728	-	2,352,606	21,616,067	-	253,096,496	335,220,857
Assigned	11,004,526	-	-	-	-	-	-	11,004,526
Unassigned	80,391,662	-	(543,989)	-	-	(5,163,825)	(6,845,293)	67,838,555
Total Fund Balances (Deficits)	102,985,690	48,391,728	(543,989)	2,352,606	21,616,067	(5,163,825)	246,251,203	415,889,480
Total Liabilities, Deferred Inflows of Resources and Fund Balances	$ 139,954,241	$ 58,041,442	$ 6,400,691	$ 15,947,595	$ 25,943,808	$ 12,059,609	$ 291,282,327	$ 549,629,713

See Notes to Financial Statements

City of Palmdale
Reconciliation of the Governmental Funds Balance Sheet to the Statement of Net Position
June 30, 2024

Fund Balances - Total Governmental Funds		$ 415,889,480
Amounts reported for governmental activities in the Statement of Net Position are different because:		
Capital assets used in governmental activities are not current financial resources and therefore are not reported in the Governmental Funds Balance Sheet.		
Governmental Capital Assets	1,455,247,163	
Less Accumulated Amortization and Depreciation	(796,949,975)	658,297,188
Accounts receivable not available to pay for current-period expenditures are unavailable in the funds.		34,034,018
Interest due on long-term debt do not require current financial resources and therefore are not reported as a liability in the Governmental Funds Balance Sheet.		
Interest Payable		(2,173,138)
Deferred outflows related to pensions and OPEB benefits are not reported in the Governmental Fund Balance Sheet.		
Deferred Outflows Related to Pensions		19,307,580
Deferred Outflows Related to OPEB Benefits		97,298
Long-term liabilities are not due and payable in the current period and therefore are not reported as a liability in the Governmental Funds Balance Sheet.		
Compensated Absences	(3,923,242)	
Claims Payable	(303,175)	
Lease Liability	(272,911)	
Net Pension Liability	(63,827,542)	
Net OPEB liabilities	(159,452)	
Financing Leases Payable	(716,337)	
SCE LED Notes Payable	21,606	
Notes Payable	(11,318,112)	
Bonds & Certificates of Participation Payable	(80,982,045)	
Plus Issuance Premiums	(179,951)	(161,661,161)
Deferred inflows related to pensions and OPEB benefits are not reported in the Governmental Funds Balance Sheet.		
Deferred Inflows Related to Pensions		(143,581)
Deferred Inflows Related to OPEB Benefits		(179,542)
Internal service fund net position less business-type allocation		5,797,904
Net Position of Governmental Activities		$ 969,266,046

See Notes to Financial Statements

City of Palmdale
Statement of Revenues, Expenditures, and Changes in Fund Balances - Governmental Funds
Year Ended June 30, 2024

		Special Revenue Funds						
	General Fund	HA Housing Asset Fund	Housing Authority Facilities Fund	ARPA Fund	Measure AV	Local Transportation Article 8	Nonmajor Governmental Funds	Total Governmental Funds
Revenues:								
Property Taxes	$ 31,244,698	$ -	$ -	$ -	$ -	$ -	$ -	$ 31,244,698
Sales Taxes	27,486,027	-	-	-	22,587,610	-	-	50,073,637
Other Taxes	15,031,221	-	-	-	-	-	5,433,884	20,465,105
Subventions and Grants	-	-	-	9,416,435	-	-	24,514,011	33,930,446
Park Development Fees	-	-	-	-	-	-	677,938	677,938
Licenses and Permits	6,204,945	-	-	-	-	-	94,444	6,299,389
Motor Vehicle License Fees	209,159	-	-	-	-	-	-	209,159
Fines and Forfeitures	1,345,887	-	-	-	-	-	281,659	1,627,546
Special Assessments	-	-	-	-	-	-	22,641,328	22,641,328
Use of Property	1,040,183	-	8,102,810	-	-	-	-	9,142,993
Charges for Current Services	6,837,890	192,392	-	-	-	-	2,786,186	9,816,468
Drainage Fees	-	-	-	-	-	-	5,085,662	5,085,662
Traffic Impact Fees	-	-	-	-	-	-	2,025,899	2,025,899
Facilities Impact Fees	-	-	-	-	-	-	2,028,686	2,028,686
Interfund Interest	119,600	-	-	-	-	-	83,962	203,562
Interest	3,313,250	484,919	31,791	1,809,220	496,487	-	5,288,195	11,423,862
Net Increase (Decrease) in Fair Value of Investments	1,800,459	121,987	19,414	206,721	303,819	-	3,026,205	5,478,605
Developer Contributions	-	-	-	-	-	-	40,941	40,941
State Contributions	-	-	-	-	-	-	3,219,305	3,219,305
Other Agency Contributions	-	-	-	-	-	-	34,852	34,852
Federal Grants	25,000	-	-	-	-	-	-	25,000
County Contributions	-	-	-	-	-	-	158,083	158,083
Other Revenue	4,803,860	-	-	13,200	-	-	431,879	5,248,939
Lease Interest	1,082	-	-	-	-	-	-	1,082
Total Revenues	99,463,261	799,298	8,154,015	11,445,576	23,387,916	-	77,853,119	221,103,185
Expenditures:								
Current:								
General Government	31,634,743	-	-	-	318,249	137,716	1,663,852	33,754,560
Public Safety	29,574,122	-	-	-	9,227,425	-	679,803	39,481,350
Public Services	13,251,684	-	-	3,975,204	408,974	7,382,122	16,301,609	41,319,593
Community Development	1,004,334	2,333,678	5,263,269	-	274,343	-	2,158,474	11,034,098
Cultural and Recreational	9,328,598	-	-	-	1,200,964	-	2,136,884	12,666,446
Health and Welfare	-	-	-	-	-	-	287,609	287,609
Capital Outlay	1,981,113	-	405,164	5,441,231	15,180,483	341,009	21,431,711	44,780,711
Debt Service:								
Principal	1,675,826	-	100,000	-	146,250	-	3,869,543	5,791,619
Interest	643,414	-	175,326	-	-	-	2,305,037	3,123,777
Interfund Interest	-	-	-	-	-	-	203,562	203,562
Cost of Issuance	-	-	-	-	-	-	1,048,943	1,048,943
Total Expenditures	89,093,834	2,333,678	5,943,759	9,416,435	26,756,688	7,860,847	52,087,027	193,492,268
Excess (Deficiency) of Revenues Over (Under) Expenditures	10,369,427	(1,534,380)	2,210,256	2,029,141	(3,368,772)	(7,860,847)	25,766,092	27,610,917
Other Financing Sources (Uses)								
Transfers In	4,823,544	292,030	-	-	-	-	8,803,567	13,919,141
Transfers Out	(4,783,601)	(52,347)	(292,030)	-	-	(23,812)	(9,267,352)	(14,419,141)
Premium on Issuance of Long-term Debt	-	-	-	-	-	-	59,130	59,130
Leases Issued	-	-	-	-	419,161	-	-	419,161
Issuance of Long-term Debt	-	-	-	-	-	-	37,160,000	37,160,000
Refunding Debt	-	-	-	-	-	-	3,770,000	3,770,000
Payment to Refunding Bond Escrow Agent	-	-	-	-	-	-	(3,776,459)	(3,776,459)
Total Other Financing Sources (Uses)	39,943	239,683	(292,030)	-	419,161	(23,812)	36,748,886	37,131,831
Net Change in Fund Balances	10,409,370	(1,294,697)	1,918,226	2,029,141	(2,949,611)	(7,884,659)	62,514,978	64,742,748
Fund Balances (Deficit) - Beginning of Year, as Previously Reported	92,576,320	49,686,425	(2,462,215)	323,465	24,565,678	-	186,457,059	351,146,732
Restatement of fund balance to establish new fund	-	-	-	-	-	2,720,834	(2,720,834)	-
Fund Balances, Beginning of Year as Restated	92,576,320	49,686,425	(2,462,215)	323,465	24,565,678	2,720,834	183,736,225	351,146,732
Fund Balances (Deficit) - End of Year	$ 102,985,690	$ 48,391,728	$ (543,989)	$ 2,352,606	$ 21,616,067	$ (5,163,825)	$ 246,251,203	$ 415,889,480

See Notes to Financial Statements

City of Palmdale

Reconciliation of the Statement of Revenues, Expenditures and Changes in Fund Balances of Governmental Funds to the Statement of Activities

Year Ended June 30, 2024

Net Change in Fund Balances - Total Governmental Funds		$ 64,742,748
Amounts reported for governmental activities in the statement of activities are different because:		
Governmental Funds report capital outlays as expenditures. However, in the Government-Wide Statement of Activities, the cost of those assets is allocated over their estimated useful lives and recorded as depreciation expense. This is the amount by which capital outlays exceeded depreciation in the current period.		
Capital Asset Additions and Other Adjustments - Current Year	35,026,106	
Less Depreciation Expense	(38,213,265)	
Lease Amortization Expense	(138,623)	
Gain(Loss) on Sale of Capital Assets	(490,551)	(3,816,333)
Revenues in the Statement of Activities that do not provide current financial resources are not reported as revenues in the funds.		
Grant revenues earned, but not received within the 60-day accrual period.		12,897,811
Long-term debt issuance provide current financial resources to Governmental Funds, but issuing debt increases long-term liabilities in the Government-Wide Statement of Net Position. Principal repayments of long-term debt and escrow agent payments are expenditures/uses in the Governmental Funds, but they reduce long-term liabilities in the Government-Wide Statement of Net Position. Also premiums are recognized in the current period in the Governmental Funds, whereas these amounts are amortized in the Government-Wide Statement of Activities. This is the amount by which repayments exceeded proceeds.		
Bond Proceeds		(37,160,000)
Principal Repayments:		
Financing Arrangements	188,523	
Lease Payments	178,553	
Notes Payable	1,060,997	
Bonds & Certificates of Participation Payable	4,287,433	5,715,506
Internal Service Fund Change in Net Position with Business-type Allocation		(2,527,551)
Some expenses reported in the Government-Wide Statement of Activities do not require the use of current financial resources and therefore are not reported as expenditures in the Governmental Funds.		
Compensated Absences	30,212	
Self Insurance Liability Claims Payable	4,032,597	
Pension Expense	(4,255,886)	
OPEB Expense	(155,573)	
Accrued Interest on Debt	(17,076)	
Amortization of Bond Premiums	34,778	
Payment to Refunding Escrow Agent	6,459	(324,489)
Change in Net Position of Governmental Activities		$ 39,527,692

See Notes to Financial Statements

City of Palmdale
Statement of Revenues, Expenditures and Changes in Fund Balance - Budget and Actual
General Fund
Year Ended June 30, 2024

	Budgeted Amounts			
	Original	Final	Actual Amounts	Variance with Final Budget - Positive (Negative)
Revenues:				
Property Taxes	$ 26,889,450	$ 31,175,190	$ 31,244,698	$ 69,508
Sales Taxes	28,265,620	27,770,810	27,486,027	(284,783)
Other Taxes	12,826,710	14,638,670	15,031,221	392,551
Licenses and Permits	3,418,270	6,646,090	6,204,945	(441,145)
Motor Vehicle License Fees	180,000	209,160	209,159	(1)
Fines and Forfeitures	549,800	555,290	1,345,887	790,597
Use of Property	1,032,270	1,035,570	1,040,183	4,613
Charges for Current Services	7,650,710	7,749,480	6,837,890	(911,590)
Interfund Interest	119,600	119,600	119,600	-
Interest	800,000	800,000	3,313,250	2,513,250
Net Increase (Decrease) in Fair Value of Investments	-	-	1,800,459	1,800,459
Federal Grants	-	-	25,000	25,000
Other Revenue	10,718,320	4,282,030	4,803,860	521,830
Interest Revenue	-	-	1,082	1,082
Total Revenues	92,450,750	94,981,890	99,463,261	4,481,371
Expenditures:				
Current:				
General Government	26,945,580	32,282,360	31,634,743	647,617
Public Safety	31,780,780	31,966,640	29,574,122	2,392,518
Public Services	16,572,950	16,308,310	13,251,684	3,056,626
Community Development	1,573,700	1,257,620	1,004,334	253,286
Cultural and Recreational	11,075,100	10,750,460	9,328,598	1,421,862
Capital Outlay	1,405,680	1,929,210	1,981,113	(51,903)
Debt service:				
Principal	1,627,860	1,671,340	1,675,826	(4,486)
Interest	642,060	644,490	643,414	1,076
Total Expenditures	91,623,710	96,810,430	89,093,834	7,716,596
Excess (Deficiency) of Revenues Over (Under) Expenditures	827,040	(1,828,540)	10,369,427	12,197,967
Other Financing Sources (Uses):				
Transfers In	4,891,800	4,966,150	4,823,544	(142,606)
Transfers Out	(4,715,660)	(5,514,640)	(4,783,601)	731,039
Capital Contributions	(1,250,000)	(1,250,000)	-	1,250,000
Total Other Financing Sources (Uses)	(1,073,860)	(1,798,490)	39,943	1,838,433
Net Change in Fund Balance	(246,820)	(3,627,030)	10,409,370	14,036,400
Fund Balance - Beginning of Year	92,576,320	92,576,320	92,576,320	-
Fund Balance (Deficit) - End of Year	$ 92,329,500	$ 88,949,290	$ 102,985,690	$ 14,036,400

See Notes to Financial Statements

City of Palmdale

Statement of Revenues, Expenditures and Changes in Fund Balance - Budget and Actual
HA Housing Asset Fund - Housing Asset Fund Special Revenue Fund
Year Ended June 30, 2024

	Budgeted Amounts			
	Original	Final	Actual Amounts	Variance with Final Budget - Positive (Negative)
Revenues:				
Charges for Current Services	$ 184,930	$ 194,130	$ 192,392	$ (1,738)
Interest	675,300	100,000	484,919	384,919
Net Increase (Decrease) in Fair Value of Investments	-	-	121,987	121,987
Other Revenue	250,000	250,000	-	(250,000)
Total Revenues	1,110,230	544,130	799,298	255,168
Expenditures:				
Current:				
Community Development	5,036,740	4,215,690	2,333,678	1,882,012
Total Expenditures	5,036,740	4,215,690	2,333,678	1,882,012
Excess (Deficiency) of Revenues Over (Under) Expenditures	(3,926,510)	(3,671,560)	(1,534,380)	2,137,180
Other Financing Sources (Uses):				
Transfers In	1,355,140	1,358,510	292,030	(1,066,480)
Transfers Out	(55,500)	(55,500)	(52,347)	3,153
Total Other Financing Sources (Uses)	1,299,640	1,303,010	239,683	(1,063,327)
Net Change in Fund Balance	(2,626,870)	(2,368,550)	(1,294,697)	1,073,853
Fund Balance (Deficit) - Beginning of Year	49,686,425	49,686,425	49,686,425	-
Fund Balance (Deficit) - End of Year	$ 47,059,555	$ 47,317,875	$ 48,391,728	$ 1,073,853

See Notes to Financial Statements

City of Palmdale

Statement of Revenues, Expenditures and Changes in Fund Balance - Budget and Actual
Housing Authority Facilities Fund Special Revenue Fund
Year Ended June 30, 2024

	Budgeted Amounts			
	Original	Final	Actual Amounts	Variance with Final Budget - Positive (Negative)
Revenues:				
Use of Property	$ 7,412,960	$ 8,235,700	$ 8,102,810	$ (132,890)
Interest	8,700	8,700	31,791	23,091
Net Increase (Decrease) in Fair Value of Investments	-	-	19,414	19,414
Total Revenues	7,421,660	8,244,400	8,154,015	(90,385)
Expenditures:				
Current:				
Community Development	5,943,670	5,817,520	5,263,269	554,251
Capital Outlay	421,000	336,000	405,164	(69,164)
Debt Service:				
Principal	99,300	100,000	100,000	-
Interest	183,600	176,200	175,326	874
Total Expenditures	6,647,570	6,429,720	5,943,759	485,961
Excess (Deficiency) of Revenues Over (Under) Expenditures	774,090	1,814,680	2,210,256	395,576
Other Financing Sources (Uses):				
Transfers Out	(1,360,640)	(1,358,510)	(292,030)	1,066,480
Total Other Financing Sources (Uses)	(1,360,640)	(1,358,510)	(292,030)	1,066,480
Net Change in Fund Balance	(586,550)	456,170	1,918,226	1,462,056
Fund Balance (Deficit) - Beginning of Year	(2,462,215)	(2,462,215)	(2,462,215)	-
Fund Balance (Deficit) - End of Year	$ (3,048,765)	$ (2,006,045)	$ (543,989)	$ 1,462,056

See Notes to Financial Statements

City of Palmdale

Statement of Revenues and Expenditures and Changes In Fund Balance - Budget and Actual
ARPA Fund Special Revenue Fund
Year Ended June 30, 2024

	Budgeted Amounts			Variance with Final Budget - Positive (Negative)
	Original	Final	Actual	
Revenues				
Subventions and Grants	$ 12,721,540	$ 15,779,110	$ 9,416,435	$ (6,362,675)
Interest	300,000	465,000	1,809,220	1,344,220
Net Increase (Decrease) in Fair Value of Investments	-	-	206,721	206,721
Other Revenue	-	13,200	13,200	-
Total Revenues	13,021,540	16,257,310	11,445,576	(4,811,734)
Expenditures				
Current				
Public Services	7,890,600	8,421,560	3,975,204	4,446,356
Capital Outlay	4,830,000	7,442,550	5,441,231	2,001,319
Total Expenditures	12,720,600	15,864,110	9,416,435	6,447,675
Excess (Deficiency) of Revenues Over Expenditures	300,940	393,200	2,029,141	6,082,297
Net Change in Fund Balance	300,940	393,200	2,029,141	6,082,297
Fund Balance (Deficit) - Beginning of Year	323,465	323,465	323,465	-
Fund Balance (Deficit) - End of Year	$ 624,405	$ 716,665	$ 2,352,606	$ 6,082,297

See Notes to Financial Statements

City of Palmdale
Statement of Revenues and Expenditures and Changes In Fund Balance - Budget and Actual
Measure AV Special Revenue Fund
Year Ended June 30, 2024

	Budgeted Amounts			Variance with Final Budget Positive (Negative)
	Original	Final	Actual	
Revenues				
Sales Taxes	$ 22,923,000	$ 22,580,000	$ 22,587,610	$ 7,610
Interest	-	-	496,487	496,487
Net Increase (Decrease) in Fair Value of Investments	-	-	303,819	303,819
Total Revenues	22,923,000	22,580,000	23,387,916	807,916
Expenditures				
Current				
General Government	688,140	625,500	318,249	307,251
Public Safety	9,963,320	9,459,330	9,227,425	231,905
Public Services	639,650	461,720	408,974	52,746
Community Development	2,540,000	520,000	274,343	245,657
Cultural and Recreational	1,411,890	1,373,740	1,200,964	172,776
Capital Outlay	18,279,660	21,519,540	15,180,483	6,339,057
Debt Service:				
Principal	-	-	146,250	(146,250)
Total Expenditures	33,522,660	33,959,830	26,756,688	7,203,142
Excess (Deficiency) of Revenues Over Expenditures	(10,599,660)	(11,379,830)	(3,368,772)	9,021,393
Other Financing Sources (Uses)				
Proceeds from Financing Related to Leases	-	-	419,161	419,161
Total other financing sources (uses)	-	-	419,161	419,161
Net Change in Fund Balance	(10,599,660)	(11,379,830)	(2,949,611)	9,440,554
Fund Balance (Deficit) - Beginning of Year	24,565,678	24,565,678	24,565,678	-
Fund Balance (Deficit) - End of Year	$ 13,966,018	$ 13,185,848	$ 21,616,067	$ 9,440,554

See Notes to Financial Statements

City of Palmdale

Statement of Revenues and Expenditures and Changes In Fund Balance - Budget and Actual
Local Transportation Article 8 Special Revenue Fund
Year Ended June 30, 2024

	Budgeted Amounts			Variance with Final Budget Positive (Negative)
	Original	Final	Actual	
Revenues				
Interest	$ 10,000	$ 10,000	$ -	$ (10,000)
Subventions and Grants	11,536,140	11,536,140	-	(11,536,140)
Total revenues	11,546,140	11,546,140	-	(11,546,140)
Expenditures				
Current				
General Government	290,540	155,000	137,716	17,284
Public Services	3,640,360	9,537,700	7,382,122	2,155,578
Capital Outlay	1,646,380	4,322,200	341,009	3,981,191
Total expenditures	5,577,280	14,014,900	7,860,847	6,154,053
Excess (Deficiency) of Revenues Over Expenditures	5,968,860	(2,468,760)	(7,860,847)	(3,219,225)
Other Financing Sources (Uses)				
Transfers Out	(116,200)	(116,200)	(23,812)	92,388
Total other financing sources (uses)	(116,200)	(116,200)	(23,812)	92,388
Net Change in Fund Balance	5,852,660	(2,584,960)	(7,884,659)	(3,126,837)
Fund Balance (Deficit) - Beginning of Year	2,720,834	2,720,834	2,720,834	-
Fund Balance (Deficit) - End of Year	$ 8,573,494	$ 135,874	$ (5,163,825)	$ (3,126,837)

This page intentionally left blank

City of Palmdale
Statement of Net Position
Proprietary Funds
June 30, 2024

	Palmdale CCA	Internal Service Funds
Assets		
Current Assets		
Cash	$ 7,147,445	$ -
Investments	-	1,258,631
Receivables	17,875,541	20,893
Total Current Assets	25,022,986	1,279,524
Capital Assets		
Depreciable/Amortizable Capital Assets:		
Vehicles	-	12,793,836
Equipment	-	6,259,544
SBITA Assets	-	3,568,992
Less Accumulated Depreciation/Amortization	-	(13,779,485)
Capital Assets, Net	-	8,842,887
Total Assets	$ 25,022,986	$ 10,122,411
Liabilities		
Current Liabilities		
Accounts Payable	$ 5,636,386	$ 167,795
Interest Payable	-	31,913
Deposits	1,451,332	-
Subscription Liability	-	452,388
Due to Other Funds	10,951,344	2,093,236
Total Current Liabilities	18,039,062	2,745,332
Noncurrent Liabilities		
Subscription Liability	-	1,636,888
Total Liabilities	18,039,062	4,382,220
Net Position		
Net Investment in Capital Assets	-	6,753,611
Unrestricted	6,983,924	(1,013,420)
Total Net Position	$ 6,983,924	$ 5,740,191
Adjustment reflects consolidation of internal service fund activities related to enterprise funds	$ (57,713)	
Total Net Position of Business-type Activities	$ 6,926,211	

See Notes to Financial Statements

City of Palmdale
Statement of Revenues, Expenses and Changes in Net Position
Proprietary Funds
Year Ended June 30, 2024

	Palmdale CCA	Internal Service Funds
Operating Revenues:		
Charges for Current Services	$ 67,363,604	$ 2,818,956
Other Revenue	61,380	57,931
Total Operating Revenues	67,424,984	2,876,887
Operating Expenses:		
Salaries, Wages and Benefits	190,437	1,781,771
Material and Supplies	5,913	965,791
Utilities	57,602,330	98,892
Administrative	10,289	14,813
Depreciation/Amortization	-	1,870,544
Repairs and Maintenance	-	1,302,930
Other Expenditures	104,504	2,766
Professional Services	1,387,798	-
Total Operating Expenses	59,301,271	6,037,507
Operating Income (Loss)	8,123,713	(3,160,620)
Nonoperating Revenues (Expenses)		
Interest Income	-	98,337
Net Realized and Unrealized Gains (Losses)	-	60,176
Interest Expense	-	(94,050)
Total Nonoperating Revenues (Expenses)	-	64,463
Transfers In	-	500,000
Transfers Out	-	-
Change in Net Position	8,123,713	(2,596,157)
Net Position - Beginning of Year	(1,139,789)	8,336,348
Net Position - End of Year	$ 6,983,924	$ 5,740,191

Adjustment reflects the consolidation of internal service fund activity related to enterprise funds	$ (68,606)
Change in Net Position of Business-type Activities	$ 8,055,107

See Notes to Financial Statements

City of Palmdale
Statement of Cash Flows
Proprietary Funds
Year Ended June 30, 2024

	Palmdale CCA	Internal Service Funds
Cash from Operating Activities:		
Cash Received from Customers	$ 65,696,639	$ -
Cash Received from Interfund Services Provided	-	2,849,646
Cash Paid to Employees for Services	(190,437)	(1,781,771)
Cash Paid to Suppliers for Goods and Services	(59,639,579)	(2,376,042)
Cash (Paid)/Received for Other Services	-	57,931
Net Cash Provided (Used) by Operating Activities	5,866,623	(1,250,236)
Cash from Non Capital Financing Activities:		
Transfers from Other Funds	-	500,000
Transfers to Other Funds	-	374,144
Net Cash Provided (Used) by Noncapital Financing Activities	-	874,144
Cash from Capital and Related Financing Activities:		
Acquisition and Construction of Capital Assets	-	(1,397,372)
SBITA Arrangements	-	(753,074)
Net Cash Provided (Used) by Capital and Related Financing Activities	-	(2,150,446)
Cash from Investing Activities:		
Gain/(Loss) on Investments	-	60,176
Interest Income	-	77,444
Change in Investments	-	1,888,918
Net Cash Provided (Used) by Investing Activities	-	2,026,538
Net Increase/(Decrease) in Cash	5,866,623	(500,000)
Beginning Cash	1,280,822	500,000
Ending Cash	$ 7,147,445	$ -
Reconciliation of Operating Income (Loss) to Net Cash Provided (Used) by Operating Activities		
Operating Income/Loss from Operating Activities	$ 8,123,713	$ (3,160,620)
Adjustments to Reconcile Operating Income (Loss) to Net Cash Provided (Used) by Operating Activities:		
Depreciation and Amortization Expense	-	1,870,544
Changes in Assets and Liabilities:		
(Increase) Decrease in Accounts Receivable	(7,429,301)	30,690
(Increase) Decrease in Due from Others	5,762,337	-
(Increase) Decrease in Prepaid Expenses	19,375	-
(Decrease) Increase in Accounts Payable	(709,531)	9,150
(Decrease) Increase in Wages Payable	(61,380)	-
(Decrease) Increase in Customer Deposits	161,410	-
Net Cash Provided (Used) by Operating Activities:	5,866,623	(1,250,236)
Schedule of Non-Cash Investing, Capital and Financing Activities		
Subscription Liability for the Acquisition of Rights to Use Subscription Asset	$ -	$ 109,941

See Notes to Financial Statements

The City's Fiduciary Funds are Custodial Funds, Retiree Health Premium Trust Funds, and Private-purpose Trust Funds. Custodial Funds, Retiree Health Premium Trust Funds, and Private-purpose Trust Funds are used to account for assets held by the City in a fiduciary capacity for other governmental units, private organizations, individuals and/or other funds.

Assessment and Community Facilities Districts Fund – This fund is used to account for receipts and disbursements associated with 1915 Act Assessment Bonds and Special Tax Bonds, which are administered by, but are not the liability of, the City.

Retiree Health Premium Trust Funds – This fund is used to account for the receipt of City funds held in trust to provide Eligible Retirees with a supplement to reduce their premiums for participating in the City's Health Plan.

Successor Agency Private-purpose Trust Funds – This fund is used to account for the assets, liabilities and activities of the former Community Redevelopment Agency of the City of Palmdale in a trustee capacity to pay enforceable obligations of the former Community Redevelopment Agency. As more fully explained at Note 18, on February 1, 2012 in accordance with Assembly Bill (AB X1 26 and 1484) all redevelopment agencies in the State of California were dissolved. Assets and liabilities were transferred to the Successor Agency Private Purpose Trust Fund that is used to account for assets held by the City of Palmdale's former Redevelopment Agency. The City has agreed to serve as the successor agency to hold the assets until all enforceable obligations of the prior redevelopment agency have been paid in full and they are distributed to other units of state and local government.

See Notes to Financial Statements

City of Palmdale
Statement of Fiduciary Net Position - Fiduciary Funds
June 30, 2024

	OPEB Trust Funds	Successor Agency Private Purpose Trust Funds	Custodial
Assets:			
Cash	$ -	$ 12,017,466	$ 14,171
Cash - OPEB Trust Money Market Funds	133	-	-
Mutual Funds	4,738,111	-	-
Receivables			
Property Tax Receivable	-	-	22,979
Interest Receivable	-	75,152	-
Due from Other Governmental Units	-	4,405	1,565
Land Held for Development	-	146,788	-
Restricted Assets			
Cash and Investments	-	548,360	7,781,852
Interest Receivable	-	-	15,845
Capital Assets:			
Not Being Depreciated:			
Land	-	372,073	-
Being Depreciated, Net of Accumulated Depreciation:			
Buildings and Structures	-	167,198	-
Total Assets	$ 4,738,244	$ 13,331,442	$ 7,836,412
Deferred Outflows of Resources			
Deferred Loss on Refunding	-	1,623,586	-
Liabilities:			
Accounts Payable	-	257,006	27,859
Advances Due to General Fund	-	1,173,952	329,984
Advances Due to City of Palmdale	-	4,659,777	583,859
Deposits	-	-	84,707
Interest Payable	-	912,656	-
Long-term Liabilities:			
Due within One Year	-	8,436,524	-
Due in More than One Year	-	54,288,879	-
Total Liabilities	-	69,728,794	1,026,409
Net Position			
Restricted:			
OPEB Benefits	4,738,244	-	-
Redevelopment Dissolution	-	(54,773,766)	-
Held on Behalf of Others	-	-	6,810,003
Total Net Position (Deficit)	$ 4,738,244	$ (54,773,766)	$ 6,810,003

See Notes to Financial Statements

City of Palmdale
Statement of Changes in Fiduciary Net Position
Year Ended June 30, 2024

	OPEB Trust Funds	Successor Agency Private Purpose Trust Funds	Custodial
Additions:			
Employer Contributions to Retiree Medical Trust	$ 109,000	$ -	$ -
Property Taxes	-	70,360,649	-
Other Taxes	-	-	3,578,304
Investment and Interest Income	200,002	325,579	107,767
Net Realized and Unrealized Gains (Losses)	195,878	167,034	52,589
Total Additions	504,880	70,853,262	3,738,660
Deductions:			
Benefits Paid to Participants and Expenses	290,676	-	-
Administrative Expense	-	-	1,046,444
Community Development	-	1,547,455	-
Intergovernmental - Tax Sharing	-	61,084,264	-
Depreciation/Amortization	-	8,763	-
Interest Expense	-	1,828,085	987,764
Principal Payments on Long-term Debt	-	-	1,351,094
Total Deductions	290,676	64,468,567	3,385,302
Changes in Net Position	214,204	6,384,695	353,358
Net Position (Deficit) at Beginning of Year	4,524,040	(61,158,461)	6,456,645
Net Position (Deficit) at End of Year	$ 4,738,244	$ (54,773,766)	$ 6,810,003

See Notes to Financial Statements

This page intentionally left blank

Notes to the Financial Statements

Palmdale, California

Year Ended June 30, 2024

1 - Summary of Significant Accounting Policies

A. Description of the Reporting Entity

The City of Palmdale (the City) was incorporated on August 24, 1962, under the general laws of the State of California and became a Charter City in 2009. The City operates under a Council-Manager form of government and provides the following services: library, recreational and culture, public improvements, planning and zoning, building and safety, street maintenance, utility services, and general administrative services. The City contracts with the County of Los Angeles to provide law enforcement, animal control, limited street maintenance for snow and hazardous materials removal, and emergency services. Fire service is provided by a separate County Fire Protection District and is not under the City's jurisdiction.

As required by Generally Accepted Accounting Principles (GAAP), the accompanying Annual Comprehensive Financial Report includes the financial activities of the City of Palmdale, the primary government, and its component units, legal separate entities for which the City is considered to be financially accountable. The decision to include a potential component unit in the reporting entity is made by applying the criteria set forth by accounting principles generally accepted in the United States of America. The City is considered to be financially accountable for an organization if the City's governing body is substantially the same as the component unit's governing body, and there is a financial benefit or burden relationship between the City and component unit, or the City has operational responsibility for a component unit. Additionally, blending would be appropriate if the component unit provides services entirely, or almost entirely, to the City or for the benefit of the City. Lastly, if the component units' total debt outstanding is expected to be repaid with City resources, blending is also appropriate for the component unit. All of the City's component units are considered to be blended component units because in all cases the City Council serves as the governing board for each component unit and the City benefits from the use of certain property and improvements as well as a burden in administering the debt service repayment. Blended component units, although legally separate entities, are, in substance, part of the City's operations, therefore data from these units are reported with the interfund data of the primary government. Management of the City has operational responsibility for each component unit, as it manages the activities of each component unit in a similar manner in which it manages other of its own programs and activities. Additionally, the City is responsible for repayment of debt within the component units using resources of the primary government.

The component units included within the financial reporting entity of the City of Palmdale are the Palmdale Financing Authority (Authority), the Industrial Development Authority (IDA), the Housing Authority of the City of Palmdale (Housing Authority), and the Palmdale Community Foundation (Foundation). The component units above are included because they meet the definition provided in the previous paragraph and of the significance of their operational or financial relationships with the City. As such, these entities are presented on a blended basis.

Separate component unit financial statements are issued for the Palmdale Financing Authority, the Housing Authority, and the Palmdale Community Foundation may be obtained from the City's website or from the City's Finance Department, 38250 Sierra Highway, Suite D, Palmdale, California 93550.

The Palmdale Financing Authority is a joint powers authority organized under Section 6500 et seq. of the California Government Code on September 26, 2012, between the City and the Housing Authority for the purpose of acting as a vehicle for financing various projects of the City and Housing Authority.

The Palmdale Financing Authority is a distinct legal entity separate and apart from the City and the Housing Authority, and its debts and obligations are not debts or obligations of the City or the Housing Authority. The City Council acts as the governing body of the Palmdale Financing Authority by serving as its board members. The activity of the Palmdale Financing Authority is reported in the Palmdale Financing Authority Debt Service Fund.

The Industrial Development Authority was organized under Section 91500 et seq. of the California Government Code on February 8, 1995, for the purpose of financing industrial development in the City. The IDA works with manufacturers and industrial companies to develop new industrial sites in Palmdale. The IDA is a distinct legal entity separate and apart from the City and the Agency, and its debts and obligations are not debts or obligations of the City or the Agency. The City Council acts as the governing body of the IDA by serving as its board members. There has been no activity in the Industrial Development Authority Fund during the fiscal year.

The Housing Authority of the City of Palmdale was established on April 9, 1997, pursuant to the State of California Health and Safety Code, Section 34200, entitled "Housing Authorities Law." The Housing Authority was formed for the purpose of

1 - Summary of Significant Accounting Policies

A. Description of the Reporting Entity

working with mobile home parks located in the City. Upon dissolution of the former Redevelopment Agency of the City of Palmdale, the Housing Authority assumed the authority to perform housing functions previously performed by the dissolved Community Redevelopment Agency and all rights, powers, duties, obligations, and housing assets, were transferred to the Housing Authority during FY2011-12. The Housing Authority is a distinct legal entity separate and apart from the City and the Agency, and its debts and obligations are not debts or obligations of the City or the Agency. The City Council acts as the governing body of the Housing Authority by serving as its board members, along with two public members. The activity of the Housing Authority is reported in the Housing Asset, Housing Facilities, and Housing Authority Special Revenue Funds.

Palmdale Community Foundation was established on January 1998, and is a non-profit organization, is organized under the California Nonprofit Public Benefit Corporation Law for public purposes. The specific purpose of the Foundation is to receive contributions and donations from the public and to use such contributions and donations to support charitable, literary, and educational activities authorized under Section 501(c)(3) of the Internal Revenue Code, including the support of programs, projects, and activities sponsored by the City of Palmdale. City staff acts as the governing body of the Palmdale Community Foundation by serving as its board members. The Palmdale Community Foundation exists solely for the enhancement of the City of Palmdale programs, the business activities are reported as a Special Revenue Fund and the financial reporting must follow GASB reporting rules. The City of Palmdale is the sole corporate member of the Foundation.

The financial statements of the City of Palmdale have been prepared in conformity with Generally Accepted Accounting Principles (GAAP) as applied to governmental units. The Governmental Accounting Standards Board (GASB) is the accepted standard-setting body for governmental accounting and financial reporting principles. The more significant of the City's accounting policies are described below.

B. Financial Statement Presentation, Basis of Accounting, and Measurement Focus

The accounts of the City are organized on the basis of separate funds, each of which is considered to be a separate accounting entity. The operations of each fund are accounted for with a separate set of self-balancing accounts that comprise its assets, deferred outflows of resources, liabilities, deferred inflows of resources, fund balance, revenues, and expenditures/expenses, as appropriate. Governmental resources are allocated to and accounted for in individual funds based upon the purposes for which they are to be spent and the means by which spending activities are to be controlled.

Government-Wide Financial Statements

The Government-Wide Financial Statements include a Statement of Net Position and a Statement of Activities. These statements report information on all of the non-fiduciary activities of the primary government and its component units. Governmental activities are reported separately from business-type activities and, likewise, the primary government is reported separately from discretely presented component units. The City of Palmdale has recently instituted limited business-type activities as reported in the government-wide financial statements. Interfund activity, including payables and receivables has been eliminated in the Statement of Activities and the Statement of Net Position. Balances between the funds included in governmental activities (i.e. the governmental and internal service funds) are eliminated so that only the net amount is included as internal balances in the governmental activities column. Similarly, balances between the funds included in business-type activities (i.e., the enterprise funds) are eliminated so that only the net amount is included as internal balances in the business-type activities column.

Interfund services provided are treated as revenues and expenditures/expenses. Reimbursements occur when one fund incurs a cost, charges the appropriate benefiting fund and reduces its related cost as a reimbursement. All other interfund transactions are treated as transfers. Transfers between governmental funds are netted as part of the reconciliation to the Government-Wide presentation. The Statement of Activities demonstrates the degree to which the direct expenses of a given function are offset by program revenues. Direct expenses are those that are clearly identifiable with a specific function. Program revenues include 1) charges for services to customers who purchase, use or directly benefit from goods, services, or privileges provided by a given function, 2) grants and contributions that are restricted to meeting the operational requirements of a particular function and 3) grants and contributions that are restricted to meeting the capital requirements of a particular function. Taxes and other items not properly included among program revenues are reported instead as general revenues. The Government-Wide Financial Statements are presented using the economic resources measurement focus and the accrual basis of accounting. Accordingly, all

1 - Summary of Significant Accounting Policies

B. Financial Statement Presentation, Basis of Accounting, and Measurement Focus

Government-Wide Financial Statements

of the City's assets, deferred outflows of resources, liabilities and deferred inflows of resources (including capital assets, infrastructure assets, and long-term liabilities) are reported in the accompanying Statement of Net Position. The Statement of Activities presents changes in net position. Under the accrual basis of accounting, revenues are recognized as soon as they are earned and expenses are recognized as soon as a liability is incurred, regardless of the timing of related cash flows.

Governmental Fund Financial Statements

Governmental Fund Financial Statements include a Balance Sheet and a Statement of Revenues, Expenditures, and Changes in Fund Balances for all major funds individually and non-major funds in the aggregate. An accompanying schedule is presented to reconcile and explain the difference in fund balance or equity as presented in these statements to the net position presented in the Government-Wide Financial Statements.

Governmental Fund Financial Statements are presented using the current financial resources measurements focus and the modified accrual basis of accounting. Accordingly, only current assets, current liabilities and deferred inflows of resources are included on the Balance Sheet. The Statement of Revenues, Expenditures, and Changes in Fund Balances present increases (revenues and other financing sources) and decreases (expenditures and other financing uses) in fund balance. Under the modified accrual basis of accounting, revenues are recognized in the accounting period in which they become both measurable and available to finance expenditures of the current period. Revenues are considered to be available when they are collectible within the current period or soon enough thereafter to be used to pay liabilities of the current period. For this purpose, the City considers revenues to be available if they are collected within 60 days of the end of the current fiscal period. Expenditures are recorded in the accounting period in which the related fund liability is incurred. However, debt service expenditures are recorded only when payment is due.

Those revenues susceptible to accrual are property taxes, franchise taxes, special assessments, licenses, interest, and charges for services. Sales taxes collected and held by the state at year-end on behalf of the government are also recognized as revenue. All other revenue items are recorded when received in cash.

The City has presented all major funds that qualified as major funds, which included the General Fund, the Housing Authority Housing Asset Special Revenue Fund, the Housing Authority Facilities Fund, Measure AV Fund, American Rescue Plan Act Fund, and Local Transportation Article 8 Fund. Specific fund descriptions and purpose of each fund can be found on page 23 for all major funds. Summarization of all non-major governmental funds is presented under the Other Governmental Funds column. The individual fund statements and descriptions and purpose of the non-major funds can be found on pages 104 - 106.

Proprietary Fund Financial Statements

Internal service funds are an accounting device used to accumulate and allocate costs internally among the City's various functions. Because these services predominantly benefit governmental rather than business-type functions, they have been included within *governmental activities* in the government-wide financial statements. Internal service funds are presented as proprietary funds because both enterprise and internal service funds follow the accrual basis of accounting. The City maintains internal service funds to account for Information Technology and the City's fleet of vehicles.

Enterprise funds are separate accounting and financial reporting mechanisms for which revenues and expenditures are segregated into a fund with financial statements separate from all other governmental activities. Enterprise Funds are reported using the economic resources measurement focus and the accrual basis of accounting. Operating revenues and expenses generally result from providing services and producing and delivering goods in connection with an Enterprise fund's principal ongoing operations. The principal operating revenues of the enterprise fund is charges to customers for services. Operating expenses for the proprietary fund includes the cost of services and administrative expenses. All revenues and expenses not meeting this definition are reported as nonoperating revenues and expenses. The City of Palmdale has established such a fund to set up a program where bulk electricity is purchased and subsequently resold to City residents.

1 - Summary of Significant Accounting Policies

B. Financial Statement Presentation, Basis of Accounting, and Measurement Focus

Fiduciary Fund Financial Statements

Fiduciary funds are used to account for assets held in a trustee or fiduciary capacity and cannot be used to support the City's own programs. Fiduciary fund financial statements are reported using the economic resources measure focus and the full accrual basis of accounting.

The Custodial Fund is used to account for receipts and disbursements associated with 1915 Act Assessment Bonds and Special Tax Bonds which are administered by, but are not the liability of, the City.

The OPEB Trust Funds are used to account for the City's Other Post-Employment Benefits Plans. Employer contributions are recognized when due. Benefits and refunds are recognized when due and payable in accordance with the terms of each plan.

The Successor Agency Private Purpose Trust Fund is used to account for the assets, deferred outflows of resources, liabilities, and activities of the dissolved Community Redevelopment Agency in a trustee capacity to pay obligations of the former Community Redevelopment Agency. Revenues are recognized when allocated in the amount that is necessary to pay the enforceable obligations and obligations are recognized when due and payable and approved by the oversight board.

C. Budgets and Budgetary Accounting

Annual budgets are adopted on a basis consistent with generally accepted accounting principles for all governmental funds except the capital project funds, which adopt project-length budgets.

The budget process begins in January when budget request forms are distributed to each department. These requests are assembled by the Finance Department and are presented to the City Manager in March. Budget meetings are then held with each department. The proposed budget is presented to the City Council on or before May 31 of each year. The Council holds a public hearing in June and must adopt a final budget by June 30 of each fiscal year. If Council continues the public hearing and/or adoption of the budget beyond June 30, the Finance Department is required to obtain written authorization for the continuation of spending for the new fiscal year at a public meeting of the Council prior to July 1.

The legal level of budgetary control (i.e., the level at which expenditures may not legally exceed appropriations) is the category level. The category level includes personnel, training and meetings, operating expenditures, contingency, debt service, and capital outlay. Supplemental appropriations during the year must be approved by the City Council if they are over $100,000 or between funds, except for shifts in appropriations relating to personnel changes that may be done administratively by the City Manager. The City Manager can approve budget transfers up to $100,000 within a fund. Supplemental appropriations were made during the year and are reflected in the budgeted numbers contained in the accompanying financial statements. Encumbrances and Continuing Appropriations may be added to the subsequent year's adopted budget by the Finance Manager with the approval of the City Manager per Council Resolution 2021-058, Section 8.

A budgetary report-comparing budget to actual at the category level has been issued for the General Fund, Special Revenue Funds, and Debt Service Funds. General Fund and major special revenue funds are audited. Budgetary reports are not prepared for the Capital Projects Funds. This budgetary report is available from the City's Finance Department, 38300 Sierra Highway, Suite D, Palmdale, California 93550, or on the City's website www.cityofpalmdaleca.gov

Encumbrance accounting is employed in governmental funds. Encumbrances (i.e., purchase orders, contracts, and other commitments) outstanding at year-end are reported as assigned fund balance in the General Fund since they do not constitute expenditures or liabilities and are added to the subsequent year's adopted appropriations.

D. Cash and Investments

Cash includes amounts in demand deposits and petty cash on hand. Investments include amounts in Federal Agency Securities, Certificates of Deposit, the Local Agency Investment Fund, money market funds, and investment agreements. The U.S. Treasury and Agency Securities were adjusted to fair value based on market prices on June 30, 2024. The Local Agency Investment Fund is also reported at fair market value. Amounts invested in money market funds and investment agreements are reported at fair value or guaranteed amounts per investment agreement, which is equal to cost as of June 30, 2024.

1 - Summary of Significant Accounting Policies

Cash and Investments

The City categorizes the fair value measurements of its investments based on the hierarchy established by generally accepted accounting principles. The fair value hierarchy, which has three levels, is based on the valuation inputs used to measure an asset's fair value: Level 1 inputs are quoted prices in active markets for identical assets; Level 2 inputs are significant other observable inputs; Level 3 inputs are significant unobservable inputs.

E. Short-Term Interfund Receivables and Payables

During the course of operations, numerous transactions occur between individual funds for goods provided or services rendered. These receivables and payables are classified as "due from other funds" or "due to other funds" in the balance sheet.

F. Advances Between Funds and Internal Balances

Non-current portions of interfund loans receivable, reported as advances from other funds, are offset by a restricted fund balance account to indicate that they are not available for appropriation and are not expendable available financial resources.

G. Prepaid Items

Certain payments to vendors reflect costs applicable to future accounting periods and are recorded as prepaid items in both government-wide and fund financial statements.

H. Land Held for Development

Land held for development is recorded at the lower of cost or market in the governmental and fiduciary funds.

I. Restricted Assets

Restricted assets represent unexpended proceeds, interest thereon, and bond reserve amounts related to bond anticipation notes, revenue bonds, tax allocation bonds and certificates of participation. The bond resolutions and indentures require that the bond reserves be maintained in amounts equal to the maximum amount of principal and interest to be paid in any single future fiscal year for each issue.

The debt service funds report restricted assets for resources set aside for current and future principal and interest payments on the bonds. The capital projects funds report restricted assets for proceeds of bond issuances, and interest thereon, which are restricted for use in construction. In cases where capital construction is being financed partially by restricted bond proceeds and partially from the City's own resources, the City typically uses restricted assets first as appropriate opportunities arise, but reserves the right to selectively defer the use of bond proceeds to future projects.

J. Capital Assets

Capital assets, which include property, plant, equipment, right to use assets, and public domain infrastructure assets (e.g., roads, bridges, curbs, and gutters, streets, and sidewalks, drainage systems, and lighting systems), are reported in the applicable governmental columns in the Government-Wide Financial Statements. Capital assets and intangible assets are defined by the government as assets with an initial, individual cost of more than $5,000 and $125,000 respectively and an estimated useful life in excess of two years. Such assets are recorded at cost where historical costs are available and at an estimated original cost where no historical records exist. Donated capital assets are recorded at acquisition value at the date of donation. The costs of normal maintenance and repairs that do not add to the value of the asset or materially extend assets' lives are not capitalized.

Capital assets used in operations are depreciated over their estimated useful lives using the straight-line method in the Government-Wide Financial Statements. Depreciation is charged as an expense against operations and accumulated depreciation is reported on the Statement of Net Position. For depreciation purposes, the range of useful life used for each depreciable capital asset class are as follows:

Asset	Years
Buildings and Structures	50 years
Improvements Other than Buildings	5 - 10 years
Machinery and Equipment	5 - 15 years

1 - Summary of Significant Accounting Policies

J. Capital Assets

Asset	Years
Infrastructure	20 - 50 years

K. Deferred Outflows/Inflows of Resources

In addition to assets, the Statement of Net Position and the Statement of Fiduciary Net Position will sometimes report a separate section for deferred outflows of resources. This separate financial statement element, Deferred Outflows of Resources, represents a consumption of net assets that applies to a future period and so will not be recognized as an outflow of resources (expense/expenditure) until then.

The City has two items that qualify for reporting in this category. 1) The deferred outflows related to pension liability and 2) the deferred outflows related to the total OPEB liability.

In addition to liabilities, the Statement of Net Position will sometimes report a separate section for deferred inflows of resources. This separate financial statement element, deferred inflows of resources, represents an acquisition of net assets that applies to a future period and so will not be recognized as an inflow of resources (revenue) until that time. The City has two types of items, one which arises only under a modified accrual basis of accounting that qualifies for reporting in this category. Accordingly, the item, unavailable revenue, is reported only in the governmental funds balance sheet. The governmental funds report unavailable revenues from two sources: State Mandated Cost Reimbursements and Grant Reimbursements. At the government wide statements, these two items are eliminated and recognized as revenues since the "availability" of resource is not a criteria used in government wide statements. The government-wide Statement of Net Position reports deferred inflows resulting from differences between expected and actual experiences in pension and OPEB related amounts, and leases.

L. Compensated Absences

It is the City's policy to permit employees to accumulate earned but unused vacation and administrative leave, and compensatory and floating holiday time. There is no liability for unpaid accumulated sick leave since the City does not have a policy to pay any amounts when employees separate from service with the City. All vacation and administrative leave, compensatory and floating holiday time, and associated employer-related salary costs are accrued when incurred in the Government-Wide Financial Statements. A liability for these amounts is reported in Governmental Funds when they have matured, for example, as a result of employee resignations and retirements. Compensated absences are generally liquidated by the General Fund and Special Revenue Funds.

M. Pension Plan

For purposes of measuring Net Pension Liability and Deferred Outflows/Inflows of Resources related to pensions, and pension expense, information about the Fiduciary Net Position of the City of Palmdale's California Public Employees Retirement System (CalPERS) Plan and additions to/deductions from the Plan's Fiduciary Net Position have been determined on the same basis as they are reported by CalPERS. For this purpose, benefit payments (including refunds of employee contributions) are recognized when due and payable in accordance with the benefit terms. Investments are reported at fair value.

Gains and losses related to changes in Total Pension Liability and Fiduciary Net Position are recognized in pension expense systematically over time. The first amortized amounts are recognized in pension expense for the year the gain or loss occurs. The remaining amounts are categorized as Deferred Outflows and Deferred Inflows of Resources related to pensions and are recognized in future pension expense. The amortization period differs depending on the source of gain or loss. The difference between projected and actual earnings is amortized straight-line over five years. All other amounts are amortized straight-line over the average expected remaining service lives of all members that are provided with benefits (active, inactive, and retired) as of the beginning of the measurement period. The General Fund is used to liquidate the governmental fund net pension liability.

N. Other Postemployment Benefits (OPEB)

For purposes of measuring the net OPEB Liability or Asset, deferred outflows of resources and deferred inflows of resources

1 - Summary of Significant Accounting Policies

N. Other Postemployment Benefits (OPEB)

related to OPEB, and OPEB expense, information about the fiduciary net position of the City of Palmdale Retiree Benefits Plan ("OPEB Plan") and additions to/deductions from OPEB Plan's fiduciary net position have been determined on the same basis as they are reported by the Plan. For this purpose, the OPEB Plan recognizes benefits when due and payable in accordance with the benefit terms. Investments are reported at fair value, except for money market investments, which are reported at amortized cost.

Gains and losses related to changes in total OPEB liability and fiduciary net position are recognized in OPEB expense systematically over time. The first amortized amounts are recognized in OPEB expense for the year the gain or loss occurs. The remaining amounts are categorized as deferred outflows and deferred inflows of resources related to pensions and are recognized in future OPEB expense. The amortization period differs depending on the source of gain or loss. The difference between projected and actual earnings is amortized straight-line over 5 years. All other amounts are amortized straight-line over the average expected remaining service lives of all members that are provided with benefits (active, inactive, and retired) as of the beginning of the measurement period. The General Fund is used to liquidate the governmental fund OPEB liability.

O. Long-Term Obligations

In the Government-Wide Financial Statements long-term debt and other long-term obligations are reported as liabilities. Bond premiums/discounts are deferred and amortized over the life of the bonds using the effective interest method. Bonds payable are reported net of the applicable bond premium or discount. Bond issuance costs are reported as charges in the period the cost is incurred.

In the Fund Financial Statements, governmental fund types recognize bond premiums and discounts during the current period. The face amount of debt issued is reported as other financing sources. Premiums received on debt issuance are reported as other financing sources, while discounts on debt issuances are reported as other financing uses. Issuance costs, whether or not withheld from the actual debt proceeds received, are reported as expenditures in the period the cost is incurred.

P. Fund Balance

In the Fund Financial Statements, governmental funds report fund balance into five components whereby each component identifies the extent to which the City is bound to observe constraints imposed upon the use of the resources reported in governmental funds. The five components of the fund balance are as follows:

Nonspendable: Resources that are 1) not in spendable form, such as inventories, prepaids, long-term receivables, or non-financial assets held for resale, or 2) required to be maintained intact such as an endowment.

Restricted: Resources that are subject to externally enforceable legal restrictions; these restrictions would be either 1) externally imposed by creditors (such as through debt covenants), grantors, contributors, or laws or regulations of other governments or 2) imposed by law through constitutional provisions or enabling legislation.

Committed: Resources that have been constrained to a specific purpose by formal action of the City Council, such as an ordinance, which constitutes a binding constraint on that portion of Fund Balance. The constraint remains binding unless removed in the same formal manner by the City Council. Council action to commit fund balances must occur within the fiscal reporting period while the amount committed may be determined subsequently.

Assigned: Resources that are constrained by the City's intent to be used for specific purposes, but that are neither restricted nor committed or the residual balance of all other governmental funds except the General Fund. This policy delegates to the Finance Manager the authority to assign fund balances where the City's intent is for the amounts to be used for specific purposes. This delegation of authority is for the sole purpose of reporting these amounts in the annual financial statements.

Unassigned: Within the General Fund, the residual resources, either positive or negative, in excess of what can be properly classified in one of the other four fund balance categories. Within all other governmental funds, the negative residual resources in excess of what can be properly classified as nonspendable, restricted, or committed.

When expenditures are incurred for purposes for which both restricted and unrestricted (committed, assigned, or unassigned) fund balances are available, the City's policy is to first apply restricted fund balance. When expenditures are incurred for

1 - Summary of Significant Accounting Policies

P. Fund Balance

purposes for which committed, assigned, or unassigned fund balances are available, the City's policy is to first apply committed fund balance, then assigned fund balances, and finally unassigned fund balance.

Q. Deficit Fund Equity

The following funds had a deficit fund balance at June 30, 2024 in the amount indicated:

Major Special Revenue Funds:	
Housing Authority Facilities Fund	$ (543,989)
Non-Major Special Revenue Funds:	
Federal Funds	$ (5,557,914)
Federal Jobs Program	(13,067)
Federal Home ARP Fund	(2,140)
Measure A LA County Parks	(6,350)
Measure R	(499,098)
Measure M	(141,310)
SAVES	(8,511)
State Grants Fund	(616,903)

Management anticipates that these deficits will be resolved in future years as outstanding reimbursable grants are received and as additional operating revenues become available. It is anticipated occupancy levels at the Mobile Home Parks and Apartments will continue to remain high and consistent and continue to reduce the deficit in the Housing Authority Facilities Fund.

R. Expenditures Exceeding Appropriations

The legal level of budgetary control is at the category level: personnel, training and meetings, operating, capital and debt expenditure level. In the adopted budget, certain appropriations are reported as being paid out of General Fund and funded through transfers in from special revenue funds. In the fund financial statements, these transfers are reclassified to the expenditure function level to comply with GASB 54 requirements. The following funds reported expenditures exceeding appropriations.

The following is a summary of the Excess of Expenditures Over Appropriations:

	Total	General Government	Public Safety	Public Services	Health and Welfare
Governmental Funds:					
Community Development Block Grant	$ 15,232	$ -	$ 5,320	$ 1,172	$ 8,740
Citywide Maintenance and Service Fund	6,413	6,413	-	-	-
Federal Funds - Special Revenue Fund	15,008	-	-	15,008	-
Fire Facilities Impact - Special Revenue Fund	8,721	8,721	-	-	-
Gas Tax - Special Revenue Fund	18,740	-	-	18,740	-
Measure R - Special Revenue Fund	37,302	-	-	37,302	-
Measure R - Local Returns	77,026	-	-	77,026	-
Measure M - Special Revenue Fund	19,622	-	-	19,622	-
Measure M Local return	18,173	-	-	18,173	-
Misc. Grant/Developer Contributions	1,252,466	1,236,497	-	15,969	-
Park Development - Special Revenue Fund	99,366	-	-	99,366	-
Proposition C - Special Revenue Fund	19,730	-	-	19,730	-
Prop C Local Return	93,930	-	-	93,930	-

1 - Summary of Significant Accounting Policies

R. Expenditures Exceeding Appropriations

	Total	General Government	Public Safety	Public Services	Health and Welfare
Road Maintenance and Rehab - Special Revenue Fund	34,512	-	-	34,512	-
Sewer Upgrade - Special Revenue Fund	137	-	-	137	-
Traffic Impact - Special Revenue Fund	16,805	-	-	16,805	-
States Grants Fund - Special Revenue Fund	19,571	-	-	19,571	-
CFD/Assessment Districts-Capital Projects Fund	1,686	936	-	750	-
Total Excess of Expenditures Over Appropriations	$ 1,754,440	$ 1,252,567	$ 5,320	$ 487,813	$ 8,740

S. Property Taxes

With the passage of Assembly Bill No. 1197, the City of Palmdale, previously a “no property tax” city began to receive property taxes in fiscal year 1989-90. In addition, the former Community Redevelopment Agency (CRA) received incremental property taxes on property within its project areas over a base-assessed valuation on the date the project area was established. After dissolution of the former CRA, incremental property tax is received by the Private Purpose Trust. The Los Angeles County Assessor and Tax Collector perform the duties of assessing and collecting property taxes, respectively. Tax levies cover the period from July 1 to June 30 of each year. All tax liens attach annually on January 1 preceding the fiscal year for which the taxes are levied. Taxes are levied on both real and personal property, as it exists on that date. Secured property taxes are levied against real property and are due and payable in two equal installments. The first installment is due on November 1 and becomes delinquent if not paid by December 10. The second installment is due on February 1 and becomes delinquent if not paid by April 10. Unsecured personal property taxes are due on July 1 each year. These taxes become delinquent if not paid by August 31st.

T. Use of Estimates

The preparation of financial statements in conformity with generally accepted accounting principles requires management to make estimates and assumptions that affect certain reported amounts and disclosures. Accordingly, actual results could differ from those estimates.

U. Leases

The City determines if an arrangement is a lease at inception. Lease assets are included in capital assets and lease liabilities in the statements of net position.

Lease assets represent the City’s control of the right to use an underlying asset for the lease term, as specified in the contract, in an exchange or exchange-like transaction. Lease assets are recognized at the commencement date based on the initial measurement of the lease liability, plus any payments made to the lessor at or before the commencement of the lease term and certain direct costs. Lease receivables are amortized in a systematic and rational manner over the shorter of the lease term or the useful life of the underlying asset.

Lease liabilities represent the City’s obligation to make lease payments arising from the lease. Lease liabilities are recognized at the commencement date based on the present value of expected lease payments over the lease term, less any lease incentives. Interest expense is recognized ratably over the contract term. The lease term may include options to extend or terminate the lease when it is reasonably certain that the City will exercise that option.

The City has elected to recognize payments for short-term leases with a lease term of 12 months or less as expenses as incurred, and these leases are not included as lease liabilities or right-to-use lease assets on the statements of net position. For individual contracts where information about the discount rate implicit in the lease are not included, the City has elected to use the

1 - Summary of Significant Accounting Policies

U. Leases

incremental borrowing rate to calculate the present value of expected lease payments.

V. Subscription-Based IT Arrangements

Subscription-Based IT Arrangements (SBITA's) are City contracts that convey control of the right to use another party's information technology software, alone or in combination with tangible capital assets, as specified in the contract for a period of time in an exchange or exchange-like transaction. Right to use SBITA assets are recognized at the subscription commencement date and represent the City's right to use the underlying asset for the subscription term. Right to use SBITA assets are measured at the initial value of the subscription liability plus any payments made to the vendor at the commencement of the subscription term, less any subscription incentives received from the vendor at or before the commencement of the subscription term, plus any capitalizable initial implementation costs necessary to place the subscription asset into service. Right to use SBITA assets are amortized over the shorter of the subscription term or useful live of the underlying asset using the straight-line method.

SBITA Liabilities represent the City's obligation to make subscription payments arising from subscription agreements. Subscription liabilities are recognized at the subscription commencement date based on the present value of future subscription payments expected to be made during the subscription term. The present value of subscription payments is discounted based on a borrowing rate determined by the City.

2 - Cash and Investments

Cash and investments as of June 30, 2024 are classified in the accompanying financial statements as follows:

Statement of Net Position:	
Cash	$ 25,185,415
Investments	338,002,139
Restricted Cash and Investments	52,865,088
Total	416,052,642
Statement of Fiduciary Net Position:	
Cash	12,031,637
Cash - OPEB Trust Money Market Funds	133
Investments - OPEB Trust Mutual Funds	4,738,111
Restricted Cash and Investments	8,330,212
Total	25,100,093
Total Cash and Investments	$ 441,152,735

Cash and investments as of June 30, 2024 consist of the following:

Cash on Hand		$ 23,567
Deposits with Financial Institutions		22,065,721
Investments:		
Pooled	$ 349,184,331	
Held by trustees	55,376,912	
Held by trustees - PARS section 115		
Money Market Funds	396,417	
Mutual Funds	9,367,543	
Held by OPEB Trust Money Market Fund	133	
Held by OPEB Trust Mutual Fund	4,738,111	

2 - Cash and Investments

Total	419,063,447
Total Cash and Investments	$ 441,152,735

A. Investments Authorized by the California Government Code and the City of Palmdale's Investment Policy

The table below identifies the investment types that are authorized for the City of Palmdale, for the OPEB Trust Fund, and the Pension Stabilization Trust Fund by the California Government Code (or the City of Palmdale's investment policy, where more restrictive). The table also identifies certain provisions of the California Government Code (or the City of Palmdale's investment policy, where more restrictive) that addresses interest rate risk, and concentration of credit risk. This table does not address investments of debt proceeds held by bond trustee that are governed by the provisions of debt agreements with the City of Palmdale or cash deposits held in restricted accounts, rather than the general provisions of the California Government Code or the City of Palmdale's investment policy.

Authorized Investment Type	Maximum Maturity	Maximum Percentage of Portfolio*	Maximum Investment in One Issuer**
U.S. Treasury Obligation	5 years	None	None
U.S. Federal Agency Securities	5 Years	None	None
Banker's Acceptance	180 days	40%	2%
Municipal Obligations	5 years	10%	15%
Medium Term Corporate Notes	5 years	15%	None
Negotiable Certificates of Deposit	5 years	25%	15%
Overnight Bank Investment Pool	N/A	10%	None
Local Agency Investment Fund (LAIF)	N/A	None	$65,000,000
California Asset Management Program (CAMP)	N/A	None	$65,000,000
Mutual Funds	N/A	15%	None

*Excluding amounts held by bond trustees that are not subject to California Code Restrictions

**Per account

The City of Palmdale's and OPEB Trust Fund investment policy also authorizes Demand Deposits of up to $2,000,000 (and $2,500,000 in the aggregate) with Bank of America or Wells Fargo Bank. As of June 30, 2024, a demand deposit of $3,897,015 is expected to be expended in a short period of time and is held on behalf of the Successor Agency Private Purpose Trust Fund as cash on hand.

B. Investments Authorized by Debt Agreements

Investment of debt proceeds held by bond trustees are governed by provisions of the trust agreements, created in connection with the issuance of debt (see Note 12) rather than the general provisions of the California Government Code. Certificates of Participation and Revenue Bond indentures specify the types of securities in which proceeds may be invested as well as any related insurance, collateral, or minimum credit rating requirements. Although requirements may vary between debt issues, money market funds, are all required to be investment grade. Guaranteed investment contracts are required to be acceptable to the municipal bond insurer. The fair value of investments is based on the valuation provided by trustee banks.

C. Disclosures Relating to Interest Rate Risk

Interest rate risk is the risk that changes in market interest rates will adversely affect the fair value of an investment. Generally, the longer the maturity of an investment, the greater the sensitivity of its fair value to changes in market interest rates. The Investment Policy of the City of Palmdale, Section 4.1 and 4.2, provide guidelines for managing risk. One of the ways that the City of Palmdale manages its exposure to interest rate risk is by purchasing a combination of shorter term and longer term

2 - Cash and Investments

C. Disclosures Relating to Interest Rate Risk

investments and by timing cash flows from maturities so that a portion of the portfolio is maturing or coming close to maturity evenly over time as necessary to provide the cash flow and liquidity needed for operations.

Information about the sensitivity of the fair values of the City of Palmdale's investments (including investments held by bond trustees) to market interest rate fluctuations is provided by the following table that shows the distribution of the City of Palmdale's Investments by Maturity.

	Remaining Maturity in Months			
	Total	12 Months or Less	13-24 Months	25-60 Months
Investment Type:				
Treasury Notes	$ 58,100,402	$ 22,569,751	$ 23,566,400	$ 11,964,251
Federal Agency Securities	109,112,207	40,507,299	27,917,258	40,687,650
Negotiable Certificates of Deposit	3,407,880	-	1,467,513	1,940,367
Local Agency Investment Fund	122,182,027	122,182,027	-	-
CAMP Investment Fund	47,472,526	47,472,526	-	-
Corporate Notes	8,247,942	-	5,360,577	2,887,365
UBS Money Market Funds	661,347	661,347	-	-
Held by Trustees				
Money Market Mutual Funds	47,256,462	47,256,462	-	-
PARS Section 115				
Money Market Funds	396,417	396,417	-	-
Mutual Funds	9,367,543	9,367,543	-	-
OPEB Trust Money Market Funds	133	133	-	-
OPEB Trust Mutual Funds	4,738,111	4,738,111	-	-
Local Agency Investment Fund	8,120,450	8,120,450	-	-
Total Investments by Maturity	$ 419,063,447	$ 303,272,066	$ 58,311,748	$ 57,479,633

D. Disclosures Relating to Credit Risk

Generally, credit risk is the risk that an issuer of an investment will not fulfill its obligation to the holder of the investment. This is measured by the assignment of a rating by a nationally recognized statistical rating organization. Presented below is the minimum rating required by (where applicable) the California Government Code, the City of Palmdale's investment policy, or debt agreements, and the actual rating as of year-end for each investment type:

2 - Cash and Investments

D. Disclosures Relating to Credit Risk

	Total	Minimum Legal Rating	Not Required To Be Rated	AA- to Aa1	AAA to Aaa
Investment Type:					
Treasury Notes	$ 58,100,402	N/A	$ -	$ 58,100,402	$ -
Federal Agency Securities	109,112,207	N/A	-	109,112,207	-
Negotiable Certificates of Deposit	3,407,880	N/A	3,407,880	-	-
Local Agency Investment Pool	122,182,027	N/A	122,182,027	-	-
CAMP Investment Fund	47,472,526	N/A	47,472,526	-	-
Corporate Notes	8,247,942	A	-	8,247,942	-
UBS Money Market Funds	661,347	N/A	661,347	-	-
Held by Trustees:					
Money Market Funds	47,256,462	A	-	-	47,256,462
PARS Section 115					
Money Market Funds	396,417	N/A	396,417	-	-
Mutual Funds	9,367,543	N/A	9,367,543	-	-
OPEB Trust Money Market Funds	133	N/A	133	-	-
OPEB Trust Mutual Funds	4,738,111	N/A	4,738,111	-	-
Local Agency Investment Fund	8,120,450	N/A	8,120,450	-	-
	$ 419,063,447		$ 196,346,434	$ 175,460,551	$ 47,256,462

E. Concentration of Credit Risk

The investment policy of the City of Palmdale contains no limitations on the amount that can be invested in any one issuer beyond that stipulated by the California Government Code. Reportable investments in any one issuer that represent five percent or more of the total City of Palmdale's investments are as follows:

Issuer	Investment Type	Reported Amount
Federal Home Loan Bank	Federal Agency Securities	$ 45,737,095
Federal Farm Credit Bank	Federal Agency Securities	41,228,393

F. Custodial Credit Risk

Custodial credit risk for deposits is the risk that, in the event of the failure of a depository financial institution, a government will not be able to recover its deposits or will not be able to recover collateral securities that are in the possession of an outside party. The custodial credit risk for investments is the risk that, in the event of the failure of the counterparty (e.g., broker-dealer) to a transaction, a government will not be able to recover the value of its investment or collateral securities that are in the possession of another party. The California Government Code and the City of Palmdale's investment policy do not contain legal or policy requirements that would limit the exposure to custodial credit risk for deposits or investments, other than the following provision for deposits: The California Government Code requires that a financial institution secure deposits made by state or local governmental units by pledging securities in an undivided collateral pool held by a depository regulated under state law (unless so waived by the governmental unit). The market value of the pledged securities in the collateral pool must equal at least 110 percent of the total amount deposited by the public agencies. California law also allows financial institutions to secure City deposits by pledging first trust deed mortgage notes having a value of 150 percent of the secured public deposits.

As of June 30, 2024, a total of $14,813,806 of City of Palmdale's deposits with financial institutions in excess of federal depository insurance limits was held in collateralized accounts, but not in the name of the City. In addition, as of June 30, 2024, City of Palmdale investments in the following investment types were held by the safekeeping department of the broker-dealer (counterparty) used by the City of Palmdale to buy the securities:

2 - Cash and Investments

F. Custodial Credit Risk

Investment Type	Reported Amount
Negotiable Certificates of Deposit	$ 3,407,880
Treasury Notes	58,100,402
Federal Agency Securities	109,112,207
Corporate Notes	8,247,942

G. Investment in State Investment Pool

The City of Palmdale is a voluntary participant in the Local Agency Investment Fund (LAIF) that is regulated by California Government Code Section 16429 under the oversight of the Treasurer of the State of California. The fair value of the City of Palmdale's investment in this pool is reported in the accompanying financial statements at amounts based upon the City of Palmdale's pro-rata share of the fair value provided by LAIF for the entire LAIF portfolio (in relation to the amortized cost of that portfolio). The balance available for withdrawal is based on the accounting records maintained by LAIF, which are recorded on the amortized cost basis. LAIF is not rated and not registered with the Securities and Exchange Commission (SEC).

H. Investment in California Asset Management Program

The City of Palmdale is a voluntary participant in the California Asset Management Program (CAMP) that is regulated by the California Government Code Section 53601 (p) and managed by a Board of Trustees comprised of finance directors and treasurers of California public agencies that are members of the Joint Powers Authority. The value of pool shares in CAMP that may be withdrawn is determined on an amortized cost basis, which is the same as the fair value of the City's portion in the pool.

I. Disclosures Relating to Fair Value of Investments

The City categorized its fair value measurements within the fair value hierarchy established by generally accepted accounting principles. The hierarchy is based on the valuation inputs used to measure the fair value of the asset. Level 1 inputs are quoted prices in active markets for identical assets; Level 2 inputs are significant other observable inputs; Level 3 inputs are significant unobservable inputs.

When quoted prices in active markets are available, investments are classified within Level 1. For investments classified within Level 2, the City's custodians generally use asset market prices derived from closing bid prices as of the last business day of the month as supplied by Interactive Data, broker-dealer quotes and matrix pricing. The City does not have any investments classified with Level 3. Deposits and withdrawals in governmental investment pools, such as LAIF are made on the basis of $1 and not fair value. Accordingly, the fair value measurement of these types of investments is based on an uncategorized input not defined as a Level 1, Level 2, or Level 3 input.

2 - Cash and Investments

I. Disclosures Relating to Fair Value of Investments

As of June 30, 2024, the City has the following recurring fair value measurements:

		Fair Value Measurements on A Recurring Basis Using		
	Balance June 30, 2024	Quoted Prices in Active Markets for Identical Assets (Level 1)	Significant Other Observable Inputs (Level 2)	Significant Unobservable Inputs (Level 3)
Investments by fair value level:				
Treasury Notes	$ 58,100,402	$ -	$ 58,100,402	$ -
Federal Agency Securities	109,112,207	-	109,112,207	-
Negotiable Certificates of Deposit	3,407,880	-	3,407,880	-
Corporate Notes	8,247,942	-	8,247,942	-
PARS Section 115 - Mutual Funds	9,367,543	9,367,543	-	-
OPEB Trust Mutual Funds	4,738,111	4,738,111	-	-
Total Investments by fair value level	192,974,085	$ 14,105,654	$ 178,868,431	$ -
Investments Measured Using Uncategorized Inputs:				
Local Agency Investment Fund	130,302,477			
CAMP Investment Fund	47,472,526			
UBS Money Market Funds	661,347			
Money Market Mutual Funds	47,256,462			
PARS Section 115 - Money Market Funds	396,417			
OPEB Trust - Money Market Mutual Funds	133			
Total Investments - Uncategorized Inputs	226,089,362			
Total Investments	$ 419,063,447			

J. PARS Section 115 - Pension Stabilization Trust

In April 2018, the City approved and adopted the Public Agencies Post-Retirement Pension Plan Document and Trust Agreement. The asset is classified and reported as a restricted asset in the General Fund. The Pension Stabilization Trust is a tax-qualified irrevocable trust, organized under Internal Revenue Code (IRC) Section 115, established to pre-fund pension obligations.

The Plan Discretionary Trustee is U.S. Bank (U.S. Bank has delegated investment management responsibilities to High Mark Capital Management, Inc.), and Public Agencies Retirement Services (PARS) is the Trust Administrator. The City elected 'Moderately Conservative HighMark PLUS' investment approach with a blended investment objective strategy. The primary objective is to provide current income with capital appreciation as a secondary objective.

The Plan's targeted Rate of Return is 3.2 percent. The asset allocation ranges for this objective are zero percent to 20 percent cash source, 50 percent to 80 percent fixed income mutual funds, and 20 percent to 40 percent equity mutual funds, in accordance with a blended investment objective strategy. With the net investment earnings of $683,234, the ending balance as of June 30, 2024 is $9,763,960.

3 - Interfund Transfers

Interfund transfers for the year ended June 30, 2024 were as follows:

Transfer To	Transfer From	Amount
General Fund	Non-Major Governmental Funds	$ 4,771,197
General Fund	Housing Asset Fund	52,347
Non-Major Governmental Funds	General Fund	4,283,599
Non-Major Governmental Funds	Non-Major Governmental Funds	4,496,156
Non-Major Governmental Funds	Local Transportation Article 8 Fund	23,812
Housing Asset Fund	Housing Authority Fund	292,030
Internal Service Funds	General Fund	500,000
	Total interfund transfers	$ 14,419,141

Transfers resulted from the following transactions:

1. Transferring revenues from the fund that statute or budget requires collecting them to the fund that statute or budget requires expending them.
2. Transferring receipts restricted to debt service from the funds collecting the receipts to the debt service fund as debt service payments come due.
3. Using unrestricted revenues collected in the general fund to finance various programs accounted for in other funds in accordance with budgetary authorizations.

4 - Interfund Assets/Liabilities

A. Due From/To Other Funds as of June 30, 2024 were as follows:

The amounts payable to the General Fund and Non-Major Governmental Funds relate to temporary cash flow loans made to several non-major funds that all are scheduled to be collected in the subsequent year.

Payable To	Payable From		Amount
General Fund	Non-Major Governmental Funds	$ 13,781,298	
	Housing Asset Fund	12,509	
	Palmdale CCA Fund	10,951,344	
	Local Transportation Article 8 Fund	6,458,880	-
	Internal service Funds	2,093,236	
Non-Major Governmental Funds	Non-Major Governmental Funds		62
	Total due to/due from other funds		$ 33,297,329

B. Advances Due From/To Fiduciary Funds as of June 30, 2024

The amounts payable to the General Fund and due from Fiduciary Funds relate to administrative fees that are scheduled to be collected in the subsequent year and total $329,984.

C. Advances Due From/To Drainage Funds as of June 30, 2024

Beginning in fiscal year ending June 30, 1993, advances were made from the Amargosa, Portal Ridge, and Pearland Drainage funds to cover shortfalls in funding in the Anaverde Drainage Funds. Government Code Section 66006 stipulates that developer impact fees shall be kept in a separate fund and earn interest until expended for the purpose for which the fee was originally collected. In accordance with this Government Code Section, interest has been accrued on a monthly basis with a rate equal to

4 - Interfund Assets/Liabilities

C. Advances Due From/To Drainage Funds as of June 30, 2024

the monthly LAIF rate since the inception of the advances.

The Drainage Funds financial statements are presented as one combined statement within this report. Due to this presentation, the advances have been eliminated.

	Receivable	Payable
Anaverde Drainage	$ -	$ 2,136,221
Pearland Drainage	2,136,221	-
Total	$ 2,136,221	$ 2,136,221

The repayment of the remaining Pearland loan will be funded from future assessments received by the Anaverde Drainage Fund.

The Total Fund Equity of the individual funds is as follows:

Fund Name	Fund Equity
Amargosa Drainage	$ 3,494,008
Anaverde Drainage	(3,210,058)
Littlerock Drainage	44,076
Portal Ridge Drainage	105,602
Pearland Drainage	15,086,338
Big Rock Drainage	(2,010)
	$ 15,517,956

D. Advances Due From Fiduciary Funds

The amounts due from the Private Purpose Trust Funds are advances due to the General Fund, Housing Asset Fund that are approved enforceable obligations of the Successor Agency Trust of the Former Redevelopment Agency of the City of Palmdale and will be paid from future property tax. The amount due from the Custodial Funds includes advances to Assessment Districts that are scheduled to be collected in the subsequent year.

Advances Due From Fiduciary Funds

Payable To	Payable From	Amount
Major Fund		
General Fund	Private Purpose Trust Funds	$ 1,173,952
Housing Asset Fund	Private Purpose Trust Funds	4,659,777
Total Major Funds		5,833,729
Non-Major Governmental Funds	Custodial Funds	583,859
		$ 6,417,588

4 - Interfund Assets/Liabilities

E. Interfund Promissory Note Receivable and Payable as of June 30, 2024

The Housing Authority Facilities - Fund issued a Promissory Note to the former Redevelopment Low and Moderate Income Housing Fund to generate proceeds to fund additional housing programs. The Promissory Note is to be repaid from the Mobile Home Parks operating revenue when net income is sufficient under the operating agreement. As the result of the dissolution of the Community Redevelopment Agency, the Promissory Note asset was transferred to the Housing Authority Housing Asset Fund. All proceeds from repayment of the Promissory Note must be used in accordance with applicable housing related provisions of Community Redevelopment Law. During fiscal year 2023-2024, the Housing Authority Facilities fund paid $1,075,000 principal and $277,989 interest for a total of $1,352,989 to the Housing Authority Housing Asset Fund. The balance of the Promissory Note as of June 30, 2024 is $5,278,333.

F. Advances Due to/Due From Other Funds as of June 30, 2024

	Receivable	Payable
Major Funds		
General Fund	$ 5,000,000	$ -
Housing Auth - Housing Asset Fund	1,186,001	-
Housing Auth Facilities Fund	-	1,186,001
Non-Major Governmental Funds		
Park Development Fund	-	5,000,000
Pearland Drain Fund	3,800,000	-
Sewer Maintenance Assmnt District Fund	-	3,800,000
Total	$ 9,986,001	$ 9,986,001

The Park Development Fund has advances due to the General Fund of $5,000,000 resulting from a loan to provide funding to accelerate the planning, public outreach, design and construction of prioritized Park Development Fund projects, including community engagement, and establish a budget for construction based on completed design parameters. These advances shall be repaid over a period of 27 years. Payments will be interest only for the first seven years, beginning on July 1, 2020, and both principal and interest payment for twenty years, beginning on July 1, 2027. The last payment shall be in June 30, 2047.

The Housing Authority Facilities Fund has advances due to the Housing Authority-Housing Asset Fund of $1,186,001 resulting from the acquisition and operation of three mobile home parks purchased during fiscal year 2002-2003. Upon acquisition, the Housing Authority assumed the Mobile Home Park's prior owner’s liabilities which were payable to the former CRA Low and Moderate Income Housing fund and City under the terms of an operating agreement. The operating agreement establishes priorities for the use of revenues from operation of the parks and provides for repayment of the advances from net income once expenses, debt service, operating, and capital reserve requirements are met. In the interim, additional liabilities and program/project management fees will continue to accrue to the long-term advances due the Housing Authority - Housing Asset Fund if there are shortfalls in expected payment. These advances will be repaid when net income is sufficient under the operating agreement.

5 - Notes Receivable and Liens

The City has the following Note Receivables outstanding at the end of June 30, 2024:

Major Funds	
Housing Authority Fund:	
Housing Asset Fund	$ 25,354,495
ARPA Fund	48,677
Total Major Governmental Funds	25,403,172
Non-Major Governmental Funds	
Federal Home Program	7,670,389
CDBG/NSP Program	2,013,548
Housing Authority Fund	800,000
Total Non-Major Governmental Funds	10,483,937
Total	$ 35,887,109

A. Federal Home Program Loans

The City provides loans to developers for development and rehabilitation of affordable housing. All loan payments will be used to pay for future program expenditures. The balances of the loans were $7,670,389 as of June 30, 2024.

B. CDBG/NSP Program Loans

Through the Community Development Block Grant and the Neighborhood Stabilization Program, the City provides subsidies to families for purchase of single family affordable housing. Each year a portion of the loan is forgiven if the participant is compliant or repayment of the loan would be received if the home is sold during the compliance period. The balances of the loans were $2,013,548 as of June 30, 2024.

C. Housing Program

The Housing Program provides loans for mortgage assistance, mobile home rehabilitation, development of affordable homes, and Veteran's Purchasing Assistance loans. All loan payments will be used to pay for future program expenditures. The balances of the loans were $25,354,495 as of June 30, 2024.

6 - Lease Receivables

As of year-end June 30, 2024, the City had entered into two lease agreements as the lessor where it had leased its assets, ranging from ten to twenty-five years. As of June 30, 2024 the outstanding leases receivable total $29,337. These leases require the lessees to make periodic payments to the City, and range in interest rates from 1.46% to 2.46%. The offsetting entry to the leases receivable is a deferred inflow and the value of the deferred inflow at June 30, 2024 is $28,279. The City will be systematically recognizing revenue over the terms of the lease, and in the current fiscal year, the City recognized $44,140 in lease principal and $1,082 in interest.

7 - Fund Balance Classification

The Fund Balances at June 30, 2024 were classified as follows:

		Special Revenue Funds					
	General Fund	HA Housing Asset Fund	Housing Authority Facilities Fund	ARPA Fund	Measure AV	Local Transportation Article 8	Other Governmental Funds
Nonspendable:							
Advances	$ 1,173,952	$ -	$ -	$ -	$ -	$ -	$ -
Deposits and Prepaids	651,590	-	-	-	-	-	-
Total Nonspendable	1,825,542	-	-	-	-	-	-
Restricted:							
General Government	-	-	-	-	21,616,067	-	-
Pension Stabilization Program	9,763,960	-	-	-	-	-	-
Debt Service	-	-	-	-	-	-	35,168,016
Public Safety Programs	-	-	-	-	-	-	13,075,572
Public Services Programs	-	-	-	-	-	-	182,130,232
Low and Moderate Income Housing	-	48,391,728	-	-	-	-	11,752,352
Recreation and Culture Programs	-	-	-	-	-	-	9,951,256
Health and Welfare Programs	-	-	-	2,352,606	-	-	600,820
Street Projects and Maintenance	-	-	-	-	-	-	418,248
Total Restricted	9,763,960	48,391,728	-	2,352,606	21,616,067	-	253,096,496
Assigned:							
Compensated Absences	2,224,370	-	-	-	-	-	-
Self Insurance Claims	303,175	-	-	-	-	-	-
Health Insurance	8,476,981	-	-	-	-	-	-
Total Assigned	11,004,526	-	-	-	-	-	-
Unassigned Fund Balance	80,391,662	-	(543,989)	-	-	(5,163,825)	(6,845,293)
Total Fund Balance (Deficit)	$ 102,985,690	$ 48,391,728	$ (543,989)	$ 2,352,606	$ 21,616,067	$ (5,163,825)	$ 246,251,203

	Total Governmental Funds
Nonspendable:	
Advances	$ 1,173,952
Deposits and Prepaids	651,590
Total Nonspendable	1,825,542
Restricted:	
General Government	21,616,067
Pension Stabilization Program	9,763,960
Debt Service	35,168,016
Public Safety Programs	13,075,572
Public Services Programs	182,130,232
Low and Moderate Income Housing	60,144,080
Recreation and Culture Programs	9,951,256
Health and Welfare Programs	2,953,426
Street Projects and Maintenance	418,248
Total Restricted	335,220,857
Assigned:	
Compensated Absences	2,224,370
Self Insurance Claims	303,175
Health Insurance	8,476,981
Total Assigned	11,004,526
Unassigned Fund Balance	67,838,555
Total Fund Balance (Deficit)	$ 415,889,480

8 - Joint Ventures

A. Antelope Valley Transit Authority

The City of Palmdale is a member of the Antelope Valley Transit Authority (Authority), a joint powers authority of the County of Los Angeles and the cities of Palmdale and Lancaster. The Authority was formed to provide public transit service to Palmdale and Lancaster. The governing board consists of one person from each member agency. Each member has one vote.

The Authority entered into a "Reimbursement Agreement" with the County of Los Angeles to repay the obligation incurred by the County on their behalf. The Authority is funded in part by revenues allocated to the City and redirected to the Authority and in part by a shared formula based on the level of service provided to the jurisdiction.

Separate financial statements of the Authority are available from the Authority office located at 1031 W. Avenue L-12, Lancaster, California, 93534.

B. Palmdale Recycled Water Authority

As of September 26, 2012, the City of Palmdale became a member of the Palmdale Recycled Water Authority (Authority), a joint exercise of powers agreement between the City of Palmdale and Palmdale Water District. The Authority was formed to jointly study, promote, develop, distribute, construct, install, finance, use, and manage recycled water resources created by the Los Angeles County Sanitation District Nos. 14 and 20 for any and all reasonable and beneficial uses, including irrigation and recharge, and to finance the acquisition and construction or installation of recycled water facilities, recharge facilities, and irrigation systems. The governing board consists of five Directors. The governing body of each Member shall appoint and designate two Directors who shall be authorized to act for and on behalf of the Member on matters within the powers of the Authority. The fifth Director shall be appointed jointly by both Members. The Authority is funded by Member contributions. Separate financial statements of the Authority are available from the City of Palmdale Finance Department at 38250 Sierra Highway, 2nd floor, Palmdale, California 93550.

9 - Risk Management

The City is self-insured and exposed to various risk of loss related to general liability and health, dental, and vision needs of employees. Under the City's risk management program, the City retains the risk for general liability claims for the first $500,000 per occurrence and carries excess general liability and automobile insurance with total policy limits of $35,000,000. There have been no settlements related to these programs that exceeded insurance coverage in the last three years. The City transitioned to a self-insurance health plan in January 2009 and purchases stop loss coverage for the health benefits program for health claims in excess of $125,000 per covered person. The first claims that exceed the $125,000 specific deductible, whether from a single member or several, are paid by the group's $60,000 aggregating specific deductible. The City retains the risk for dental and vision claims. The health, dental, and vision claims are administered by Benefit and Risk Management Services, Inc., a third-party claims administrator.

The City records estimated liabilities for claims filed or expected to be filed up to the amounts for which it retains risk. Charges to the General Fund and other funds are determined from an analysis of claims costs, and are recorded as expenditures in the various funds.

During fiscal year 2023-2024, $941,403 was incurred in liability administrative costs. On June 30, 2024, general liability claims totaled $6,205,175. The portion estimated to be due within one year is $5,902,000 and is calculated based on a three-year average of settlements paid during the fiscal year. These accruals, based on the results of an actuarial study and the Risk Management department, represent estimates of amounts to be paid for reported claims and incurred but unreported claims.

During fiscal year 2023-2024, $1,545,123 was paid in health claims and $477,833 was paid in health administrative costs. On June 30, 2024, $690,708 was accrued for health liability claims in the Government-Wide Financial Statements. The accruals, based on the results of an actuarial study, represent estimates of amounts to be paid for reported claims and incurred but unreported claims. All administrative costs were paid during the fiscal year and no unpaid amounts are due and payable as of June 30, 2024.

During fiscal year 2023-2024, $218,677 was paid in dental and vision claims and $22,441 was paid in dental and vision administrative costs. On June 30, 2024, $89,561 was accrued for dental and vision claims in the Government-Wide Financial Statements. The accruals, based on the results of an actuarial study, represent estimates of amounts to be paid for reported claims and incurred but unreported claims.

The total liability is calculated considering the effects of inflation, recent favorable claim settlement trends, including frequency and amount of payouts, anticipated future investment earnings on funds held to pay losses, and other economic and social factors.

It is the City's practice to obtain a full actuarial study annually to perform an analysis of the City's potential liability for the City's retained risk portions of the various self-insurance programs. The amounts recorded as liabilities represent estimates of amounts to be paid for reported claims, as well as incurred but not reported claims based upon past experience, modified for current trends, and information. While the ultimate amounts of losses incurred through June 30, 2024, are dependent on future developments, the City's management believes that the aggregate accrual is adequate to cover such losses. The liabilities for general liability claims are reported using a discount rate of 3.0% while a 25.0% margin was added to the estimated health, dental, and vision claims for potential adverse deviation. The estimates do not include any additional provision for administrative expenses associated with the adjudicating or processing the unpaid claims.

9 - Risk Management

Changes in the balances of the City's claims liabilities for the current and prior fiscal year are as follows:

	General Liability	Health Claims	Dental and Vision Claims	Total
Balance of June 30, 2022	$ 8,255,651	$ 669,117	$ 79,997	$ 9,004,765
Claims Incurred	1,082,742	1,584,690	274,623	2,942,055
Claims Paid	(3,323,621)	(1,388,736)	(258,420)	(4,970,777)
Balance of June 30, 2023	6,014,772	865,071	96,200	6,976,043
Claims Incurred	941,403	1,370,760	212,038	2,524,201
Claims Paid	(751,000)	(1,545,123)	(218,677)	(2,514,800)
Balance as of June 30, 2024	$ 6,205,175	$ 690,708	$ 89,561	$ 6,985,444

10 - Unearned Revenue and Unavailable Revenue

Unearned Revenue - Governmental Funds and governmental activities report unearned revenues on the balance sheet in connection with resources that have been received, but not yet earned. Accordingly, this type of unearned revenue is also reported on the Statement of Net Position. At the end of the current fiscal year, the components of unearned revenue were as follows:

General Fund	
Fees Received for Recreational Program Not Yet Held	$ 167,342
Franchise Tax Received in Advance	8,500,000
Total General Fund Unearned Revenue	8,667,342
American Rescue Plan Act Fund	
U.S. Treasury Funds Received for Coronavirus Aid	13,105,113
Housing Asset Fund:	
Contract Revenues Received in Advance	3,880,000
Misc Grants/Developer Contributions	124,639
Total Unearned Revenues for Governmental Funds	$ 25,777,094

10 - Unearned Revenue and Unavailable Revenue

Unavailable Revenue - Governmental funds also report deferred inflows of resources on the balance sheet in connection with resources that have been earned, but are not yet available to finance expenditures of the current fiscal period. This type of Unavailable Revenue is unique to governmental funds and is tied to the modified accrual basis of accounting. Accordingly, these Unavailable Revenues are not reported on the Statement of Net Position. At the end of Fiscal Year 2023-24, the components of Unavailable Revenue resulting from grant revenue not received with 60-day accrual period were detailed as follows:

Major Funds	
General Fund	$ 4,987,815
HA Housing Asset Fund	5,709,078
Local Transportation Article 8	10,395,000
Non-Major Special Revenue Funds	
Community Development Block Grant	26,267
Federal Funds	5,181,832
Federal Home Program	3,086,226
Measure R	1,754,978
Misc. Grants/ Developer Contributions	1,610,104
Proposition C	983,640
Measure M	299,078
Total Unavailable Revenue for Governmental Funds	$ 34,034,018

11 - Capital Assets and Right to Use Assets

Capital Assets of the City for year ended June 30, 2024, consisted of the following:

Governmental Activities	Beginning Balance	Additions	Deletions	Ending Balance
Capital Assets, Not being Depreciated:				
Land and Improvements	$ 122,859,592	$ -	$ -	$ 122,859,592
CFD 16-1 Water Credits	153,090	-	-	153,090
Construction in Progress	30,834,212	38,085,297	(5,403,002)	63,516,507
Total Capital Assets, Not being Depreciated	153,846,894	38,085,297	(5,403,002)	186,529,189
Capital Assets, Being Depreciated:				
Buildings and Structures	82,931,457	-	(1,045,958)	81,885,499
Improvements Other than Buildings	2,736,982	117,899	-	2,854,881
Machinery and Equipment	21,701,891	1,980,549	(393,922)	23,288,518
Infrastructure	1,177,598,606	1,942,735	(300,000)	1,179,241,341
Total Capital Assets, Being Depreciated	1,284,968,936	4,041,183	(1,739,880)	1,287,270,239
Less: Accumulated Depreciation for:				
Buildings and Structures	29,725,002	1,690,300	(555,407)	30,859,895
Improvements Other than Buildings	1,718,653	271,135	-	1,989,788
Machinery and Equipment	14,294,795	1,450,203	(393,926)	15,351,072
Infrastructure	725,029,642	35,973,311	-	761,002,953
Total Accumulated Depreciation	770,768,092	39,384,949	(949,333)	809,203,708
Total Capital Assets, Being Depreciated, Net	514,200,844	(35,343,766)	(790,547)	478,066,531
Right to Use Assets:				
SBITA Assets	3,459,051	109,941	-	3,568,992
Machinery and Equipment - Right to Use	$ 81,954	$ 419,161	$ -	$ 501,115
Total Right to Use	3,541,005	529,102	-	4,070,107
Accumulated Amortization				
SBITA Assets	637,819	698,860	-	1,336,679
Machinery and Equipment	$ 50,450	$ 138,623	$ -	$ 189,073
Total Accumulated Amortization	688,269	837,483	-	1,525,752
Total Right to Use Assets, Net	$ 2,852,736	$ (308,381)	$ -	$ 2,544,355
Total Governmental Activities Capital Assets, Net	$ 670,900,474	$ 2,433,150	$ (6,193,549)	$ 667,140,075

Note: Amortization expense on SBITA Assets and machinery and equipment of $698,860 and $138,623 is charged to Internal Service Funds and the governmental public safety function, respectively.

11 - Capital Assets and Right to Use Assets

For the year ended June 30, 2024, depreciation on capital assets was charged to the governmental functions as follows:

Governmental Function	Depreciation Expense
General Government	$ 690,098
Cultural and Recreational	2,415,537
Community Development	829,652
Public Safety	29,664
Public Services	34,248,314
Internal Service Funds	1,171,684
Total Depreciation Expense	$ 39,384,949

12 - Financed Purchases

Canon Copier – On December 23, 2015, the City entered into a five-year agreement with Canon Financial Services, Inc. to finance the acquisition of copier machines throughout the City. Interest on the contract is payable monthly at 4.11 percent per annum.

In July 2017, the City entered into an additional agreement with Canon Financial Services, Inc. to finance the acquisition of a copier machine placed at Legacy Common facility. Interest on the agreement is payable monthly at 4.11 percent per annum for forty-two months.

In May 2018, the City entered into a third agreement with Canon Financial Services, Inc. to finance the acquisition of a color copier machine to replace a black and white copier machine that was part of the first five- year agreement for general use by multiple departments. Interest on the agreement is payable monthly at 4.11 percent per annum for thirty-two months.

In October 2020, the City entered into a new agreement with Canon Financial Services, Inc. to finance the acquisition of new copier machines throughout the City and thus terminated its existing three agreements that were scheduled to expire in December 2020. The terms of the agreement are for seven years with an interest rate of 2.26 percent per annum.

In September 2022, the City added amendments 4 & 5 with Canon Financial Services, Inc to finance the acquisition of two new copier machines. These amendments are for 49 months with an implicit interest rate of 2.26 percent per annum.

Payments for the year ended June 30, 2024, amounted to $109,619 under the agreement and are sourced by the General Fund. In the event of default, Canon Financial Services may repossess the equipment but may not accelerate the entire balance outstanding due and payable.

For Year Ending	Principal	Interest	Total
2025	$ 105,269	$ 4,352	109,621
2026	107,677	1,943	109,620
2027	27,393	103	27,496
Total Value of Minimum Lease Payments	$ 240,339	$ 6,398	$ 246,737

12 - Financed Purchases

Energy Efficient Equipment - On June 29, 2016, the City entered into a thirteen- year agreement with Capital One Public Funding, LLC to finance the acquisition of energy efficient equipment. Interest on the contract is payable semi-annually at 3.44 percent per annum. Payments for the year ended June 30, 2024, amounted to $105,246 and are sourced by the General Fund. In the Event of Default, Capital One Public Funding may repossess the equipment but may not accelerate the entire balance outstanding due and payable.

For Year Ending	Principal	Interest	Total
2025	$ 88,871	$ 16,374	$ 105,245
2026	91,928	13,317	105,245
2027	95,091	10,155	105,246
2028	98,362	6,884	105,246
2029	101,745	3,500	105,245
Total Value of Minimum Lease Payments	$ 475,997	$ 50,230	$ 526,227

13 - Long-Term Debt

A. Notes Payable

Section 108 HUD Note Payable – On January 11, 2006, the City issued a Variable Rate Note by entering into the Department of Housing and Urban Development contract for Loan Guarantee Assistance under Section 108 of the Housing and Urban Development Act of 1974. The City received advanced proceeds of $5,000,000 and used the proceeds for property acquisition, relocation, and demolition costs associated with the development of the proposed Senior Center. Interest on the note is equal to 0.2 percent above the applicable London Interbank Offered (LIBOR) and is payable semi-annually on February 1st, and August 1st, beginning February 1, 2006. Principal installments are payable August 1st of each year from 2006 through 2025. The payment schedule detailed below uses a blended interest rate ranging from 4.63 percent to 5.3 percent due to the note payable's variable interest rate.

On March 20, 2019, the U.S. Department of Housing and Urban Development refinanced $327,338,000 of its debt for Section 108 Participating Certificates, new Series HUD 2019-A, in which the City participated by refinancing $2,056,000 of its $2,464,000 outstanding principal balance and thus generating new blended rates ranging from 2.54 percent to 3.365 percent where the remaining $408,000 and original terms and schedule of payments remaining the same. Debt payments are to be paid from Community Development Block Grant funds and there are no remedies for Event of Default explicitly stated. The principal balance outstanding as of June 30, 2024, is $701,000.

Year Ending	Principal	Interest	Total
2025	$ 333,000	$ 14,518	$ 347,518
2026	368,000	5,038	373,038
Totals	$ 701,000	$ 19,556	$ 720,556

HOME Loan Note Payable – In December of 2005, the City entered into an agreement with the Department of Housing and Community Development for the State of California HOME Investment Partnerships Program (HOME) to help approve the construction loan closing for the Courson Connection Project. The City has received advanced proceeds of $2,850,000 from HOME and has passed through those funds to the developer, Courson Senior Partners LP, for the construction of the 75 units of Senior Housing in the Courson Connection Project. The repayment of the loan will be over a 55-year term through residual receipts from the Project. As of June 30, 2024, no residual receipts from the project have been received from developer. Interest on the note is equal to 3 percent.

If any installment under the Promissory Note is not paid when due or any default occurs in the agreements contained in the Note or the Loan Documents, the entire principal amount outstanding and any accrued interest thereon shall become due and payable

13 - Long-Term Debt

A. Notes Payable

immediately. The outstanding balance as of June 30, 2024, is $2,850,000 with $1,508,938 of unpaid accrued interest.

2017 Installment Payable of Street light Acquisition ($11,397,102) – During the Fiscal Year 2016-17, the City of Palmdale submitted a request to acquire street lights from Southern California Edison. In preparation for the acquisition of street lights, the City created a comprehensive inventory of light poles and their locations. Additionally, the City retained Utility Cost Management (UCM) to perform an analysis of the financial feasibility to acquire and maintain the City street lights. One of the key advantages of the street lights ownership is savings in energy cost by retrofitting existing street lights into Light Emitting Diode (LED) lighting. Retrofitting also provides the City with a greater ability to control future updates as technology develops.

The City has five (5) Streetlight Maintenance Assessment Districts. District No. 1 consists of residential and non-residential developments located throughout the City. It has 144 individual Annexations encompassing approximately 6,441 parcels. District No. 2 includes the Anaverde Master Planned Community, with 1,457 parcels. District No. 3 includes the Ritter Ranch Master Planned Community and has approximately 48 parcels. There are no street lights in District No. 3. District No. 4, similar to District No. 1, consists of residential and nonresidential developments located throughout the City.

A new engineering firm took over the annexations in 2010 and started using the term “SLMD 4” to annex in any new projects after that date just to keep track, but legally they are all part of SLMD 1. Both Districts are referred to as SLMD 1/4. District No. 4 has 19 individual Annexations encompassing approximately 54 parcels. District No. 5 includes the approximately 32,790 parcels that were previously covered under the Los Angeles County Lighting Maintenance District No. 1616, and that have been administered by the City since fiscal year 2014/2015.

On August 1, 2017, the City Council approved the Purchase and Sale Agreement between the City of Palmdale and Southern California Edison for the ownership of approximately 17,352 street lights within the five (5) Streetlight Maintenance Assessment Districts limits. In order to finance the acquisition of street lights, the Palmdale Financing Authority and the City of Palmdale entered into an Installment Sale Agreement for $11,397,102 on September 1, 2017. Simultaneously, Opus Bank, a California commercial bank entered into an Assignment Agreement with the Palmdale Financing Authority. As such, the loan is now the City’s loan to OPUS, and no longer a Palmdale Financing Authority loan and receivable.

Opus Bank agreed to purchase the City’s obligations under the Installment Sale Agreement at a purchase price of $11,397,102 at the interest rate of 2.4 percent per annum. The purchase price paid by Opus Bank is to be used by the City to finance the acquisition of approximately 17,352 street lights from Southern California Edison and to pay the costs related to the preparation, execution and delivery of the Installment Sale Agreement and the Assignment Agreement.

On September 7, 2017, Opus Bank disbursed $157,850 constituting the first advance under the Installment Sale Agreement for payment of costs of the financing transactions, resulting in the available proceeds in the amount of $11,239,252 for the City to acquire the street lights from Southern California Edison. At closing of the Installment Sale Agreement and the Assignment Agreement, dated as of September 7, 2017, the City did not draw any funds from the available proceeds of $11,239,252.

Installment payments are computed based on the amount drawn upon during each six month period and represent the maximum payment assuming all project funds are drawn on the closing date. The 2017 Installment Sale Agreement is payable semi-annually on February 1st and August 1st at the rate of 2.48 percent per annum. Principal installments are payable August 1st of each year to 2032 commencing August 1, 2019. Up to 10 percent of outstanding principal can be prepaid every year without prepayment penalty or limitation, as long as such payment is not through refinancing. Such prepayments will be applied against the back end of the amortization schedule. On January 31, 2018, the City made the first interest payment of $1,565.87 on the $157,850 draw related to the cost of financing.

13 - Long-Term Debt

A. Notes Payable

On January 25, 2018, the City drew upon $6,869,454 for the acquisition of approximately 10,538 street lights from Southern California Edison. On March 23, 2018, the remaining balance of available proceeds was drawn upon in the amount of $4,369,798, which was used to acquire additional 7,234 street lights from Southern California Edison. As a result of these two advances, all project funds are drawn to its maximum amount of $11,239,252. In accepting the inventory listing provided by Southern California Edison, the City acquired 17,772 street lights in total, which are 420 more street lights than the initial estimate of 17,352.

Pursuant to the Installment Sale Agreement, the City will pledge as collateral the assessments in the City's Street Light Maintenance Districts 1, 4 and 5 and use such assessments with the first priority for repayment of advances. In the Event of Default, Pacific Premier Bank (acquired Opus Bank) may repossess the street light poles but may not accelerate the payments outstanding and due.

Year Ending	Principal	Interest	Total
2025	$ 780,894	$ 182,941	$ 963,835
2026	800,260	163,335	963,595
2027	820,107	143,242	963,349
2028	840,446	122,652	963,098
2029-2033	4,525,405	286,072	4,811,477
Totals	$ 7,767,112	$ 898,242	$ 8,665,354

2017 On Bill Financing (OBF) – The City of Palmdale and Southern California Edison ("SCE") entered into the Energy Management Solution Incentive Application ("EMS Agreement") with the California Public Utilities Commission ("CPUC") in May 2014. After submission of the application, the City has completed installation of energy efficient equipment ("Equipment") at the sites as set forth in the EMS Agreement. In Decision 12-11-015, the CPUC authorized SCE to provide zero-percent financing for the installation of Equipment, which is to be repaid over a specified period through the City's electric utility bill through a process called On-Bill Financing ("OBF").

Amounts due under this OBF Agreement will be amounts deemed due under each SCE utility bill to the Customer Service Account(s), and a default under this OBF Agreement will be treated as a default under the Customer Service Account(s). Customer's Loan Obligation is subject to the discontinuance provisions of SCE's Rule 11, Discontinuance and Restoration of Service, Section B, Nonpayment of Bills or Summary Bills which is incorporated herein by reference. Following a breach as set forth in this section, SCE shall have the right to declare the entire unpaid balance of the Loan Obligation immediately due and payable.

A. In August 2017, the City entered into an OBF Agreement OBF A-5962 with SCE for the replacement of Courson Park lights with the Equipment. The Park's address is 38226 10th Street East, Palmdale, CA 93550. The amount financed is $229,909, and the repayment will be over one hundred twenty (120) months in the amount of $1,916 per month starting in December 2017. The outstanding balance as of June 30, 2024 is $78,441.

B. In October 2020, The City entered into another OBF Agreement with SCE. The City has completed installation of eligible energy efficient equipment at the Marie Kerr Park Site set forth in the EMS Agreement and has accepted the equipment as being operational and in good working order. The amount financed is $116,203, and the repayment will be sixty-nine (69) months in the amount of $1,700 per month. The outstanding balance as of June 30, 2024 is $49,890.

13 - Long-Term Debt

A. Notes Payable

Year Ending	Principal A	Interest	Total
2025	$ 23,016	$ -	$ 23,016
2026	23,016	-	23,016
2027	23,016	-	23,016
2028	9,393	-	9,393
Total	$ 78,441	$ -	$ 78,441

Year Ending	Principal B	Interest	Total
2025	$ 20,404	$ -	$ 20,404
2026	20,404	-	20,404
2027	9,082	-	9,082
2028	-	-	-
Total	49,890	-	$ 49,890

Street Lights Retrofitting – In March 2017, the City entered into four (4) OBF Agreements with SCE for installation of the safety street lights at Sites 1-25, 26-50, 51-75 and Sites 76-105 in accordance with Energy Management Solution Incentive Application (EMS) Agreement. The safety street lights are components of the traffic signal infrastructure, and Sites 1-105 consist of the various street lights located throughout the City. The repayment of all four (4) Agreements will be over 120 months. The first payments were made in January 2018.

Amounts due under this On-Bill Financing (OBF) Agreement will be amounts deemed due under each Southern California Edison (SCE) utility bill to the Customer's Service Account(s). Customer's Loan Obligation is subject to the discontinuance provisions of SCE's Rule 11, Discontinuance and Restoration of Service, Section B, Nonpayment of Bills or Summary Bills which is incorporated herein by reference. Following a breach as set forth in this Section, SCE shall have the right to declare the entire unpaid balance of the loan obligation immediately due and payable.

The amounts financed and outstanding balances as of June 30, 2024 are as follows:

A. Street Lighting Retrofitting On-Bill Financing Agreement OBF A-5807 for $100,761 with an outstanding balance of $4,042 as of June 30, 2024

Year Ending	Principal	Interest	Total
2025	$ 4,042	$ -	$ 4,042

B. Revenue Bonds

2012 Lease Revenue Bond Payable (Defeased and Paid in Full) - On December 19, 2012, the Authority issued $8,695,000 of Lease Refunding Revenue Bonds (the 2012 Bonds). Interest was payable semi-annually on March 1 and September 1 at rates ranging from 2.00% to 4.00% per annum. Principal payments were scheduled annually each September 1, from 2015 through 2029.

The proceeds from the 2012 Bonds were used to refinance an existing lease obligation, refund related certificates of participation, fund a bond reserve, and cover issuance costs. Under the lease agreement, the City made semi-annual base rental payments to the Authority, which were used to service the debt. Legal title to the facilities was held by the Authority for the benefit of bondholders during the lease term, with title transferring to the City upon full repayment.

In fiscal year 2023-24, the 2012 Bonds were refunded and defeased, and the outstanding balance was paid in full. As a result, the City has no further obligation under the 2012 Bonds, and the lease agreement associated with this debt has been terminated.

2015 Multifamily Housing Revenue Bonds Payable ($4,235,000) – On September 3, 2015, the Housing Authority of the City of Palmdale issued $4,235,000 of Multifamily Housing Revenue Bonds (2015 Bonds). Interest on the 2015 Bonds is payable semi-annually on December 1st and June 1st at rates ranging from 2.62 percent to 5.25 percent per annum. Principal installments are payable June 1st of each year from 2017 to 2045.

The 2015 Bonds maturing on or after June 1, 2026, may be redeemed on or after June 1, 2025, from moneys deposited in the Redemption Fund from any source of available funds, at a redemption price equal to the principal amount of Bonds called for

13 - Long-Term Debt

B. Revenue Bonds

redemption, together with accrued interest to the date fixed for redemption, without premium.

The 2015 Bonds maturing on or after June 1, 2025, are subject to extraordinary mandatory redemption from proceeds derived from sale or part of any of the Housing Facilities not elected by the Authority to be deposited in the Repair & Replacement Fund and used for acquisition and/or construction of improvements and extensions to the Housing Facilities, but instead transferred to the Redemption Fund, at a redemption price equal to bond principal amount called for redemption, together with accrued interest to the date fixed for redemption, without premium, on any date.

The 2015 Bonds maturing on any date, are subject to extraordinary mandatory redemption from insurance proceeds or condemnation proceeds not used for the purpose of repairing or replacing the property damaged, destroyed or taken, and transferred to the Redemption Fund pursuant to the Indenture or from proceeds of any foreclosure action under any of the Deeds of Trust transferred to the Redemption Fund, at a redemption price equal to the principal amount thereof to be redeemed, together with accrued interest to the date fixed for redemption, without premium.

The proceeds of the 2015 Bonds were used to finance the acquisition of the Impressions, La Quinta, Park Vista, and Summerwood Apartments (collectively, the "Housing Facilities") all located within the City of Palmdale, to finance the costs to renovate portions of the Housing Facilities, pay costs related to the issuance of the bonds, and make a deposit to a Bond Reserve Account for the Bonds.

The 2015 Bonds are limited obligations of the Housing Authority of the City of Palmdale and are secured by a first pledge of all of the Net Revenues of the Housing Facilities and by the Trustee's interest in a Deed of Trust for each of the Housing Facilities. Net Revenues are derived primarily from rents received by the Authority from the operation of the Housing Facilities, less the costs of the operation and maintenance of the Housing Facilities. The 2015 Bonds are payable solely from the Net Revenues and other assets pledged under the Indenture. The 2015 Bonds do not constitute a debt or liability of the City, the State or any political subdivision thereof. The liability is included in these Notes because the Housing Authority is reported as a component unit of the City's financial statements.

Failure by the Authority to pay debt service on the bonds constitutes an event of default under the indenture and the Trustee is permitted to pursue remedies at law or in equity to enforce the Authority's obligation to make such payments. The Trustee has no right to accelerate the total unpaid principal amount of the debt service on the bonds by reason of the occurrence of an event of default und the indenture. If there is a default under the indenture, the primary remedy of the Trustee is to foreclose on the real and personal property security granted pursuant to the Deeds of Trust and related documents.

Year Ending	Principal	Interest	Total
2025	$ 105,000	$ 171,701	$ 276,701
2026	110,000	167,895	277,895
2027	115,000	163,275	278,275
2028	115,000	158,445	273,445
2029	125,000	153,615	278,615
2030-2034	700,000	684,085	1,384,085
2035-2039	875,000	506,840	1,381,840
2040-2044	1,130,000	254,100	1,384,100
2045	265,000	13,913	278,913
Totals	$ 3,540,000	$ 2,273,869	$ 5,813,869

13 - Long-Term Debt

B. Revenue Bonds

2017 Lease Revenue Bonds Payable ($17,475,000) – On April 5, 2017, the Palmdale Financing Authority issued $17,475,000 of Lease Revenue Refunding Bonds, Series 2017. Interest on the 2017 Series Bonds is payable semi-annually on November 1 and May 1 at rates ranging from 2.00 percent to 3.50 percent per annum. Principal installments are payable November 1 of each year to 2032.

The 2017 Series Bonds maturing on or after November 1, 2028, may be redeemed on or after November 1, 2027, from any available source of funds, at a redemption price equal to the principal amount of the Bonds to be redeemed, together with accrued interest thereon to the date fixed for redemption, without premium.

The 2017 Series Bonds are subject to special mandatory redemption as a whole, or in part on any date, from hazard insurance proceeds or condemnation proceeds not used to repair or replace any portion of the Property damaged or destroyed and elected by the Authority, at the discretion of the City, to be used for such purpose, at a redemption price equal to 100 percent of the principal amount thereof plus interest accrued thereon to the date fixed for redemption, without premium.

The 2017 Bonds represent direct, undivided fractional interests in a lease of the Palmdale City Hall, Palmdale Main Library, Larry Chimbole Cultural Center, Domenic Massari Park, and Desert Sands Park. The City has the right, subject to certain conditions, to substitute alternate property for the above properties, as the property subject to the lease.

The lease agreement requires the City to pay a semi-annual base rental to the Authority on October 25 and April 25 for the use of the facilities through November 2032. The rentals will be used by the Authority to pay principal and interest with respect to the 2017 Bonds as they become due. Title to the land and facilities covered by the lease and the 2017 Bonds is vested in the Authority, for the benefit of the 2017 Bond holders, during the lease term.

Upon completion of the term of the lease and payment in full to the 2017 Bond holders, title to the property shall vest in the City. The City may, on any date, deposit sufficient funds into an irrevocable trust to pay all remaining lease payments, at which time the lease agreement shall cease and terminate and title to the property shall vest in the City.

Should the City default under the lease agreement, the Trustee, as assigned by the Authority, may terminate the lease agreement and re-lease the property or may retain the lease agreement and hold the City liable for all lease payments thereunder on an annual basis. Under no circumstances will the Trustee have the right to accelerate lease payments.

Year Ending	Principal	Interest	Total
2025	$ 705,000	$ 359,913	$ 1,064,913
2026	750,000	323,538	1,073,538
2027	810,000	284,538	1,094,538
2028	920,000	241,288	1,161,288
2029	965,000	194,163	1,159,163
2030-2034	5,110,000	368,444	5,478,444
Totals	$ 9,260,000	$ 1,771,884	$ 11,031,884

13 - Long-Term Debt

B. Revenue Bonds

2023 Lease Revenue Bonds Series 2023A and 2023B ($40,930,000) -The City of Palmdale issued Lease Revenue Bonds, Series 2023A and 2023B, on November 30, 2023, through the Palmdale Finance Authority to finance and refinance the acquisition of real property for economic development initiatives. The Series 2023A Bonds were issued in the amount of $26,370,000 and carry an interest rate ranging from 4.125% to 5% and will mature on June 1, 2053. Scheduled principal payments will be made annually, based on the debt service schedule, beginning with $575,000 due on June 1, 2025.

The Series 2023B Bonds totaled $14,560,000 and carry an interest rate ranging from 5.6% to 6.65% and will mature on June 1, 2053. Scheduled principal payments will be made annually, based on the debt service schedule, beginning with $670,000 due on June 1, 2025.

These bonds were specifically structured to support the city's strategic efforts in acquiring land and properties that will foster business growth, attract investment, and enhance long-term economic sustainability. The bonds are backed by a pledge of general fund and Measure AV fund revenues to ensure timely repayment. By leveraging these funds, Palmdale aims to drive development opportunities and strengthen its local economy.

Lease Revenue Bonds Payable 2023A ($26,370,000) -

Year Ending	Principal	Interest	Total
2025	$ 575,000	$ 1,208,763	$ 1,783,763
2026	605,000	1,180,013	1,785,013
2027	635,000	1,149,763	1,784,763
2028	665,000	1,118,013	1,783,013
2029	560,000	1,084,763	1,644,763
2030-2034	1,305,000	5,165,813	6,470,813
2035-2039	4,150,000	4,562,563	8,712,563
2040-2044	5,215,000	3,503,400	8,718,400
2045-2049	6,425,000	2,278,281	8,703,281
2050-2053	6,235,000	717,075	6,952,075
	$ 26,370,000	$ 21,968,447	$ 48,338,447

Lease Revenue Bonds Series 2023B ($14,560,000) -

Year Ending	Principal	Interest	Total
2025	$ 670,000	$ 913,353	$ 1,583,353
2026	705,000	875,833	1,580,833
2027	70,000	836,705	906,705
2028	50,000	832,820	882,820
2029	140,000	830,020	970,020
2030-2034	3,580,000	3,642,730	7,222,730
2035-2039	1,505,000	2,888,413	4,393,413
2040-2044	2,045,000	2,343,270	4,388,270
2045-2049	2,805,000	1,577,713	4,382,713
2050-2053	2,990,000	512,383	3,502,383
	$ 14,560,000	$ 15,253,240	$ 29,813,240

C. Certificates of Participation

2021 Certificates of Participation Payable ($13,584,908) - On May 27, 2021, the City issued the Refunding of the 2007 Certificates with a private placement loan with Western Alliance Bank, in the amount of $13,584,908 with annual interest rate

13 - Long-Term Debt

C. Certificates of Participation

of 3.93 percent. The Refunding loan and other available funds in the trust accounts were used to refund the outstanding principal of the 2007 Certificates. As a result of the refunding, the City entered into a new Site Lease Agreement with Palmdale Financing Authority. As of June 30, 2021, a total of $13,584,908 was outstanding. The lease agreement requires the City to pay a semi-annual base rental on August 15 and February 15 to the Authority for the use of the facilities through September 2029. The rentals will be used by the Authority to pay principal and interest with respect to the 2021 Bonds as they become due. Title to the land and facilities covered by the lease and the 2021 Bonds is vested in the Authority, for the benefit of the 2021 Bond holders, during the lease term.

A refinancing at this rate produces a present value savings to the City of approximately 15% of the outstanding balance of the 2007 COPs and a total estimated $4,247,425 reduction in debt service payments over 15 years, or approximately $267,000 per year, and an estimated economic gain of $2,474,462

Upon completion of the term of the lease and payment in full to the lender, Western Alliance Bank, title to the property shall vest in the City. The City may, on any date, deposit sufficient funds into an irrevocable trust to pay all remaining lease payments on or after April 1, 2023 (option 1) or on or after April 1, 2029 (option 2), at which time the lease agreement shall cease and terminate and title to the property shall vest in the City.

In event of default under the lease, there is no available remedy of acceleration of the total lease payments due under the terms of the lease agreement. The City will only be liable for lease payments on an annual basis as they come due, and the Trustee would be required to seek separate judgments for the annual lease payments that may include foreclosure of the property.

Year Ending	Principal	Interest	Total
2025	$ 762,314	$ 447,627	$ 1,209,941
2026	790,168	417,668	1,207,836
2027	821,121	386,615	1,207,736
2028	855,041	354,345	1,209,386
2029	887,738	320,742	1,208,480
2030-2035	6,110,898	1,141,694	7,252,592
2036	1,162,726	45,695	1,208,421
Totals	$ 11,390,006	$ 3,114,386	$ 14,504,392

13 - Long-Term Debt

C. Certificates of Participation

2014 Lease Payable ($25,920,000) – On October 16, 2014, the Palmdale Financing Authority assigned the future lease revenues from the Lease Agreement dated as of October 1, 2014, by and between the City of Palmdale and the Authority, to TPB Investments, Inc., a wholly owned subsidiary of Western Alliance Bank, an Arizona corporation, in exchange for $25,920,000 as a private placement loan. These funds were used to redeem $25,445,000 of outstanding 2002 Certificates of Participation, pay $262,893 of interest on the outstanding 2002 Certificates of Participation, and pay financing costs of $212,107.

All future lease payments will be paid to TPB Investments, Inc. by the City of Palmdale in semiannual installments beginning March 1, 2015 through September 1, 2032. The payments will be paid by the City of Palmdale from a first lien on the Park Assessment Fund fees.

Interest on the 2014 Certificates of Participation is payable semi-annually on March 1st and September 1st at 3.72 percent per annum. Principal installments are payable September 1st of each year through 2032. Certificates of Participation maturing on or after September 1, 2024 are subject to optional redemption at a price of 100 percent of the principal amount redeemed plus accrued interest.

Whenever any event of default shall have happened and be continuing, the Authority shall have the right, at its option and without any further demand or notice, to:

a. Declare all principal components of the unpaid lease payment, together with accrued interest from the immediately preceding lease payment date on which payment was made, to be immediately due and payable, whereupon the same shall become due and payable; and

b. Take whatever action at law or in equity may appear necessary or desirable to collect the lease payments then due or thereafter to become due during the term of the lease agreement, or enforce performance and observance of any obligation, agreement or covenant of the City under this lease agreement.

All net proceeds received from subsequent lease or other disposition of the property, and all other amounts derived by the Authority as a result of an event of default hereunder and shall be applied to the lease payment in order of payment date. The City shall not have the right to terminate this lease agreement as a remedy for a default by the Authority in the performance of its obligation hereunder.

Year Ending	Principal	Interest	Total
2025	$ 1,510,000	$ 561,906	$ 2,071,906
2026	1,570,000	504,618	2,074,618
2027	1,630,000	445,098	2,075,098
2028	1,690,000	383,346	2,073,346
2029	1,755,000	319,269	2,074,269
2030-2033	7,705,000	586,551	8,291,551
Totals	$ 15,860,000	$ 2,800,788	$ 18,660,788

13 - Long-Term Debt

D. Change in Long-Term Liabilities

Activity for the year ended June 30, 2024 were as follows:

Governmental Activities	June 30,2023	Additions	Retirements	June 30,2024	Due Within One Year
Compensated Absences Payable:					
Compensated Absences Payable:	$ 3,953,455	$ 2,523,319	$ 2,553,532	$ 3,923,242	$ 1,868,262
Total Compensated Absences Payable	3,953,455	2,523,319	2,553,532	3,923,242	1,868,262
Liability Claims (General Fund)					
Health, Dental and Vision Claims	961,271	-	181,002	780,269	780,269
Liability Claims	6,014,772	941,403	751,000	6,205,175	5,902,000
Total Liability Claims	6,976,043	941,403	932,002	6,985,444	6,682,269
Bonds payable:					
2012 Lease Revenue Bond	4,380,000	-	4,380,000	-	-
2015 Mortgage Revenue Bonds	3,640,000	-	100,000	3,540,000	105,000
2017 Lease Revenue Bonds	10,725,000	-	1,465,000	9,260,000	705,000
2023A Lease Revenue Bonds	-	26,370,000	-	26,370,000	670,000
2023B Lease Revenue Bonds	-	14,560,000	-	14,560,000	575,000
2014 Certificates of Participation	17,315,000	-	1,455,000	15,860,000	1,510,000
2021 Certificates of Participation	12,123,552	-	733,546	11,390,006	762,314
Plus: Deferred Issuance Premiums	205,834	57,856	81,700	181,990	60,933
Total Bonds Payable	48,389,386	40,987,856	8,215,246	81,161,996	4,388,247
Direct Borrowings and Direct Placements:					
Notes Payable:					
Section 108 HUD Loan	1,000,000	-	299,000	701,000	333,000
Home Loan	2,850,000	-	-	2,850,000	-
Street Light Purchase Loan	8,529,109	-	761,997	7,767,112	780,894
SCE Parks LED Retrofit OBF A-5962	101,456	-	23,015	78,441	23,016
SCE LED Retrofit OBF A-5806	3,001	-	3,001	-	-
SCE LED Retrofit OBF A-5807	19,497	-	15,455	4,042	4,042
SCE LED Retro OBF A-7251	70,294	-	20,404	49,890	20,404
Total Notes Payable	12,573,357	-	1,122,872	11,450,485	1,161,356
Financial Arrangements:					
Lease Liability	32,303	419,161	178,553	272,911	133,136
Financed Purchase-Copier	343,253	-	102,914	240,339	105,268
Financed Purchase-Energy Efficient Equipment	561,913	-	85,916	475,997	88,871
SBITA Liability	2,629,459	109,940	650,123	2,089,276	452,389
Total Payable	3,566,928	529,101	1,017,506	3,078,523	779,664
Total Governmental Activities Long-term Liabilities	$ 75,459,169	$ 44,981,679	$ 13,841,158	$ 106,599,690	$ 14,879,798

The City is subject to a legal debt limit statutorily computed at 3.75 percent of assessed valuation. As of June 30, 2024, the City's total debt limit was $648,762,283, and the total outstanding debt applicable to the limit was $82,367,204, which is 12.7 percent of the total debt limit. The aggregate principal amount of the City's general obligation debt for public improvements is statutorily limited to 15.0 percent of the City's total reported assessed valuation.

E. Lease liability

During fiscal year 2024, the City entered into one lease agreement as a lessee for the right to use an asset under a noncancelable lease with an initial term of three years, terminating in October 2026. The lease requires an annual payment of $150,000. The agreement includes an option to extend the lease for an additional two years, through October 2029. Based on an assessment of the lease terms and operational needs, the City expects to exercise the extension option with reasonable certainty, resulting in a total lease term of five years.

As of June 30, 2024, the City recognized a right-to-use lease asset of $419,161 and a corresponding lease liability of $272,911 related to this agreement. For the fiscal year, the City recorded $107,119 in amortization expense and $12,029 of interest

13 - Long-Term Debt

E. Lease liability

expense. The lease liability was calculated using a discount rate of 7.08%, which reflects the City's estimated incremental borrowing rate.

Additionally, during the fiscal year, the City fully amortized a separate right-to-use lease asset. At year end, the related lease liability was $0.

The remaining obligations associated with the current lease are as follows:

Year Ending	Principal	Interest	Total
2025	$ 133,136	$ 16,864	$ 150,000
2026	139,775	10,224	149,999
Totals	$ 272,911	$ 27,088	$ 299,999

F. Subscription Based Information Technology Arrangements

During fiscal year 2024, the City has entered into 7 Subscription Based Information Technology Arrangements (SBITA) for the use of a different software solutions, with a range of terms from 1 to 7 years. The subscription terminates in February 2030.

At June 30, 2024, the City recognized a SBITA asset of $3,568,992 and a SBITA liability of $452,388 related to these agreements. During the fiscal year, the City recorded $698,860 in amortization expense and $94,050 of interest expense for the SBITA asset. The City used a discount rate ranged from 4.69% for 1 - 3 year arrangements to 5.28% for arrangements greater then 10 Years, these rates were based on its estimated incremental borrowing rate.

The remaining obligations associated with the SBITA's are as follows:

Year Ending	Principal	Interest	Total
2025	$ 452,389	$ 84,535	$ 536,924
2026	418,776	66,908	485,684
2027	445,356	49,692	495,048
2028	463,594	31,454	495,048
2029	309,161	12,307	321,468
Totals	$ 2,089,276	$ 244,896	$ 2,334,172

14 - Special Assessment District and Community Facilities District Bonds

None of the Bonds described below constitute indebtedness of the City, and the City is in no way obligated for their repayment except to the extent of any assessments, or special taxes collected and pledged for their repayment. The City is only acting on behalf of the Bondholders in collecting the assessments and special taxes levied to repay the Bonds, forwarding the collections to the Bondholders and initiating foreclosure proceedings, if necessary. Accordingly, these special assessment and special tax Bonds payable are not recorded as a liability in the accompanying financial statements. The amounts collected and held by the City pending disbursement to the Bondholders are accounted for in a custodial fund.

14 - Special Assessment District and Community Facilities District Bonds

A. Bonds Outstanding

Community Facilities District No. 91-1 (Sierra Gateway) Special Tax Bonds – In December 1991, the City issued $7,970,000 of special tax Bonds. Proceeds were used for the development of public improvements for the Sierra Gateway Center, a master-planned, mixed-use business park, which is proposed to ultimately include 2.5 million square feet of industrial, office, and retail buildings. The Bond issue provided for the acquisition of land, acquisition and construction of storm drainage retention facilities, landscaping, and street, water, and utility improvements. As of June 30, 2024, a total of $7,425,000 in Bonds was outstanding.

Community Facilities District No. 93-1 (Ritter Ranch) Special Tax Bonds – In April 1995, the City issued $50,000,000 of special tax Bonds for the design, acquisition and construction of public improvements for a master-planned community known as Ritter Ranch consisting of facility, recreational, school, and commercial uses. As of June 30, 2024, a total of $18,895,000 in Bonds was outstanding for Ritter Ranch Community Facilities District No. 93-1. The principal and interest on the Bonds are to be paid from the collection of special taxes levied on the property in the Ritter Ranch Community Facilities District No. 93-1.

On February 1, 2023, the City approved Supplemental Agreement No. 6 to the Amended and Restated Fiscal Agent Agreement with the Fiscal Agent related to Community Facilities District No. 93-1 (Ritter Ranch). Under the amended fiscal agent agreement, principal is not due, and interest is deferred until September 1, 2024. Thereafter, principal is due annually. Interest due on the bonds occurring on March 1, 2020 to and including September 1, 2024, shall be due and payable on September 1, 2024. Principal payments are due annually through the bond's maturity date of September 1, 2024.

In the event of default, all outstanding amounts may become immediately due to the bond owners, including foreclosure proceedings of the properties within the area if the District is unable to make the debt service payment. The principal of the bonds shall not be subject to acceleration hereunder.

Community Facilities District No. 2003-1 (Anaverde Improvement Area A) Special Tax Bonds – On July 17, 2019 on behalf of the Improvement Area A of the City of Palmdale Community Facilities District No. 2003-1 (Anaverde Public Improvements), the City issued the Special Tax Refunding Bonds, Series 2019 in the amount of $15,565,000 with annual interest rate of 5 percent and $3,500,000 of issuance premium. The Special Tax Refunding Bond, Series 2019, issuance premium, and other available funds of the District were used to refund the outstanding principal of the Special Tax Bonds, Series 2005-A and Special Tax Bonds, Subordinate Series 2005-B. The Series 2005-A and Series 2005- B bonds were issued for the acquisition and construction of certain public capital improvements necessary for the development of a 5,200-unit master-planned community known as Anaverde. As of June 30, 2024, a total of $12,775,000 in Series 2019 Bonds was outstanding. The principal and interest on the Bonds are to be paid from the collection of special taxes on the property in the Anaverde Community Facilities District No. 2003-1.

14 - Special Assessment District and Community Facilities District Bonds

A. Bonds Outstanding

In the event of default, all outstanding amounts may become immediately due to the bond owners, including foreclosure proceedings of the properties within the area if the District is unable to make the debt service payment. The principal of the bonds shall not be subject to acceleration hereunder.

Community Facilities District No. 05-1 (Trade & Commerce Center Area) 2021 Special Tax Refunding Bonds, - On June 17, 2021, the City issued the Refunding of the 2005 Series A and B and 2007 refunding bonds with a private placement loan with Western Alliance Bank, in the amount of $10,442,992, with annual interest rate of 3.39 percent. The Refunding loan and other available funds in the trust accounts were used to refund the outstanding principal of the 2005 and 2007 bonds. As a result of the refunding, the City entered into a new Fiscal Agreement with US Bank as Trustee. As of June 30, 2024, a total of $8,755,240 was outstanding. The Fiscal agreement requires the Community Facilities District to pay a semi-annual base rental on September 1 and March 1 to the trustee in order to pay Western Alliance Bank through September 2037.

The Refunding at an interest rate of 3.39% produces a total estimated $2.9 million reduction in debt service payments over 16 years, or approximately $188,000 per year.

In the event of default, all outstanding amounts may become immediately due to the bond owners, including foreclosure proceedings of the properties within the area if the District is unable to make the debt service payment. The principal of the bonds shall not be subject to acceleration hereunder.

Assessment District No. 2006-1 (Godde Hills Estates Sewer Improvements) Limited Obligation Improvement Bonds – In November 2006, the City issued $2,220,000 of Special Assessment Bonds for the construction of sewer improvements in the community known as Godde Hills Estates. As of June 30, 2024, a total of $910,000 in Bonds was outstanding. The principal and interest on the Bonds are to be paid from the collection of special assessments on the Property in the Godde Hills Estates Sewer Improvements Assessment District No. 2006-1.

In the event of default, all outstanding amounts may become immediately due to the bond owners, including foreclosure proceedings of the properties within the area if the District is unable to make the debt service payment. The principal of the bonds shall not be subject to acceleration hereunder.

Community Facilities District No. 2016-1 (Joshua Ranch Water Supply and Maintenance Services) – On February 3, 2016, the City established the City of Palmdale Community Facilities District 16-1 (Joshua Ranch Water Supply and Maintenance Services) to provide funds to pay the costs of certain water rights and related costs, and costs of certain maintenance services. In connection with the formation of District, the City entered into a Joint Community Facilities Agreement ("JCFA"), dated as of June 1, 2016, with the Antelope Valley-East Kern Water Agency ("AVEK"), CV Communities, LLC, Joshua Ranch 2 Inv, LLC ("JR2"), and Joshua Ranch 3 Inv, LLC ("JR3"). In November 2015, CV Communities secured entitlements to improve and develop the Property with a residential development to include up to 528 single family dwelling units. On December 23, 2015, ownership of the Property was transferred to JR2 and JR3. Under the JCFA as of June 1, 2016, CV Communities assigned to AVEK its rights to 567 acre-feet per year of water, including without limitation the right to all groundwater return flow resulting therefrom.

The special taxes are authorized to be levied on the Property for the purpose of (i) paying the annual purchase price of the Assigned Water Rights and other related and allocable charges to be paid by AVEK, (ii) paying the expenses of the City in administrating the CFD, (iii) paying the expenses of AVEK relative to its obligations under this agreement and otherwise with respect to the Assigned Water Rights, including but not limited to wheeling costs, and any costs associated with water banking by AVEK, (iv) paying an energy charge to AVEK based on California Department of Water Resources charges to transport water from the Tupman Turnout to AVEK's water treatment plant, (v) paying energy charges incurred by the City related to banked water, and (vi) establishing and replenishing a reserve fund to be maintained by the City and to be drawn upon if the special taxes revenues collected by the City for the CFD in any fiscal year are not sufficient to pay the Annual Water Rights Charges, the AVEK Administrative Expenses and the AVEK Energy Charges due and payable in any fiscal year.

14 - Special Assessment District and Community Facilities District Bonds

A. Bonds Outstanding

Under the Assignment Agreement between AVEK and CV Communities, AVEK will timely perform all the AVEK Obligations (as defined in the Assignment Agreement) on and after January 1, 2017 as they apply to the Assigned Water Rights and the City Water Allocation. CV Communities is obligated to pay the Annual Water Rights charges, and AVEK Administrative Expenses and any AVEK Energy Charges payable in calendar year 2017 (collectively, the "2017 Expenses"). In order to assure the City that the foregoing payments will be made, CV Communities provided the City with a Letter of Credit issued by Wells Fargo Bank on June 10, 2016. The City is entitled to draw on the amount available under the Letter of Credit in the event that CV Communities does not timely pay expenses. The current Letter of Credit was renewed in June 2024 and is effective through July 12, 2025. As of June 30, 2024, a total of $379,491 in Letter of Credit was outstanding.

B. Default in Payment of Debt Service on Bonds Outstanding

Community Facilities District No. 91-1 (Sierra Gateway) Special Tax Bonds – On December 1, 1997, there were insufficient funds on hand to make the full payment of the scheduled principal and interest on the Community Facilities District No. 91-1 Bonds due to delinquencies within the District. In accordance with procedures for Community Facilities Districts (which are different from those for Assessment Districts), payments of interest only were made proportionally to the Bondholders as listed in the table below. During fiscal year 2015-16, foreclosure proceedings were initiated against the owner of Defaulted Properties. During the fiscal year 2016-17, the City, on behalf of CFD 91-1, obtained judgments against the property owner of the Defaulted Properties ("Property"). The Property went to a foreclosure sale on September 28, 2016, but no bids were received. The County of Los Angeles' Treasurer and Tax Collector office ("TTC") also conducted ad valorem foreclosure sale with respect to the Defaulted Properties. This foreclosure sale also failed.

During the Fiscal Year 2017-18, the owner of non-defaulted properties within the District has permanently satisfied the District special taxes attributable to such parcels. Accordingly, the City took the necessary actions to release the special tax lien imposed for the District on three non-defaulted parcels in June 2018.

As part of ongoing efforts to resolve the delinquency, the City met with Los Angeles County TTC officials at the City facility on August 29, 2018. There was an agreement in principal that Los Angeles County TTC office will seek Board of Supervisors' approval of (i) cancellation of delinquent Ad Valorem Taxes levied against Property pursuant to Cal. Rev. and Tax Code section 4986.3 in connection with a deed in lieu of Property to the City, and (ii) County CFD's pro rata distribution of proceeds from sale of Property via bankruptcy proceeding (net of costs) on aggregate debt outstanding in complete satisfaction of County judgment and delinquent special taxes.

The Los Angeles County TTC officials were interested in a proposed timeline and the City's plan for the Property. The Plan is to market and sell the property and distribute proceeds to bondholders in complete satisfaction of amount owed under the Bonds, have the Property developed and paying taxes again. They also went out and visited the Property after the meeting. As of the date of the financial statements, the bonds and delinquent Ad Valorem Taxes levied against the Property remain outstanding.

14 - Special Assessment District and Community Facilities District Bonds

B. Default in Payment of Debt Service on Bonds Outstanding

Year Ending	Interest Paid	Year Ending	Interest Paid
1998-1999	$ 148,474	2009-2010	$ 147,131
1999-2000	148,283	2010-2011	149,729
2000-2001	123,693	2011-2012	154,943
2001-2002	141,376	2012-2013	158,128
2002-2003	130,703	2013-2014	160,207
2003-2004	129,454	2014-2015	161,823
2004-2005	126,712	2015-2016	164,925
2005-2006	140,404	2016-2017	137,100
2006-2007	144,418	2017-2018	128,454
2007-2008	142,787	2018-2019	-
		2019-2020	-
		2020-2021	-
		2021-2022	-
		2022-2023	-
		2023-2024	-
			-
			$ 2,738,744

15 - Residential Mortgage Revenue Bond Programs

The Multifamily Mortgage Program is designed to provide funds for the construction and permanent financing of apartment complexes. Bonds are paid from monthly rental payments generated by the development and from remaining bond proceeds held by Wells Fargo against loan number ending in 0039. The loan is administered by California Community Reinvestment Corp. (CCRC) and the loan is under the name Courson Senior Partners LP. As of June 30, 2024, there was $820,763 of Multifamily Mortgage Revenue Bonds outstanding.

On February 2, 2021, the City approved the issuance of tax-exempt revenue bonds by the California Public Finance Authority (CalPFA) to finance or refinance the acquisition and construction of a 118-unit multi family rental housing project located on 65th Street East and East Avenue S. The property is to be owned by Maison's Palmdale LP (the "Borrower") or a partnership with Ravello Holdings, Inc. (the "Developer"). As of June 30, 2024, there was $24,119,000 of Multifamily Mortage Revenue Bonds outstanding.

The bonds described above do not constitute indebtedness of the Housing Authority or the City, and there exists no legal or moral obligation on the part of the Housing Authority or the City to make payments on such bonds from any source other than the revenue and assets pledged thereto. The program is completely administered by the trustees. Accordingly, these programs and the mortgage revenue bonds issued there under have been excluded from the accompanying financial statements.

16 - Public Employees' Retirement System (PERS) Pension Plan

A. General Information about the Pension Plan

Plan Description - All qualified permanent and probationary employees are eligible to participate in the City's Miscellaneous Plan, an agent multiple employer defined benefit pension plan administered by the California Public Employees Retirement System (CalPERS), which acts as a common investment and administrative agent for its participating member employers. Benefit provisions under the Plan is established by State statute and City resolution. CalPERS issues publicly available reports that include a full description of the pension plans regarding benefit provisions, assumptions and membership information that can be found on the CalPERS website.

Benefits Provided - CalPERS provides retirement and disability benefits, annual cost of living adjustments and death benefits to plan members, who must be public employees and beneficiaries. Benefits are based on years of credited service, equal to one year of full-time employment. Unused sick leave accumulated at the time of retirement will be converted to credited service at a rate of 0.004 years of service for each day of sick leave. Members with five years of total service are eligible to retire at age 50

16 - Public Employees' Retirement System (PERS) Pension Plan

A. General Information about the Pension Plan

with statutorily reduced benefits. All members are eligible for non-duty disability benefits after 10 years of service. The death benefit is the Basic Death benefit and the 1959 Survivor Benefit. The cost of living adjustments is 2 percent and applied as specified by the Public Employees' Retirement Law.

The Plan's provisions and benefits in effect at June 30, 2024, are summarized as follows:

	On or Prior to April 10, 2011 2.7 Percent @ Age 55	Between April 11, 2011 December 31, 2012 2.0 Percent @ Age 60	On or After January 1, 2013 2.0 Percent @ Age 62
Benefit Vesting Schedule	5 year of Service	5 year of Service	5 year of Service
Benefit Payments	Monthly for Life	Monthly for Life	Monthly for Life
Retirement Age	Age 50 to 55	Age 50 to 63	Age 50 to 67
Monthly Benefits, as a Percent of Annual Salary	2.0 to 2.7 percent	1.092 to 2.418 percent	1.0 to 2.5 percent
Retired Employee Contribution Rates	8.0 percent	7.0 percent	7.75 percent
Required Employer Contribution Rates	11.06 percent	11.06 percent	11.06 percent

Employees Covered

At June 30, 2024, the following employees were covered by the benefit terms for each Plan:

	On or Prior to April 10, 2011 2.7 Percent @ Age 55	Between April 11, 2011 December 31, 2012 2.0 Percent @ Age 60	On or After January 1, 2013 2.0 Percent @ Age 62
Inactive Employees or Beneficiaries Currently Receiving Benefits	299	-	-
Inactive Employees to But Not Yet Receiving Benefits	246	4	-
Active Employees	95	4	145
	640	8	145

16 - Public Employees' Retirement System (PERS) Pension Plan

A. General Information about the Pension Plan

Contributions

Section 20814(c) of the California Public Employees' Retirement law requires that the employer contribution rates for all public employers are determined on an annual basis by the actuary and shall be effective on the July 1 following notice of a change in rate. The actuarially determined rate is the estimated amount necessary to finance the costs of benefits earned by employees during the year, with an additional amount to finance any unfunded accrued liability. The City is required to contribute the difference between the actuarially determined rate and the contribution rates of employees. The employer contributions during the year ended June 30, 2024 were $6,725,151.

B. Net Pension Liability

The City's net pension liability for the Plan was measured as of June 30, 2023, and the total pension liability used to calculate the net pension liability was determined by an actuarial valuation as of June 30, 2022, rolled forward to June 30, 2023.

Actuarial Assumptions

The total pension liability in the June 30, 2022 actuarial valuation was determined using the following actuarial assumptions.

Valuation Date	June 30, 2022
Measurement Date	June 30, 2023
Actuarial Cost Method	Entry-Age Normal Cost Method
Actuarial Assumptions:	
Discount Rate	6.9 percent
Inflation Rate	2.30 percent
Projected Salary Increase Rate (1)	3.2 to 12.2 percent
Investment Rate of Return	7.00 percent
Mortality (2)	

Notes:
(1) Depending on Age, Service and Type of Employment
(2) The Mortality Table used was developed based on CalPERS specific data

The mortality table used was developed based on CalPERS' specific data. The table includes 20 years of mortality improvements using Society of Actuaries Scale BB. For details on this table, please refer to the 2017 experience study report.

Discount Rate

The discount rate used to measure the total pension liability was 6.90 percent, the same as the prior year. The projection of cash flows used to determine the discount rate assumed that employee contributions will be made at the current contribution rate and that the City's contributions will be made at rates equal to the difference between actuarially determined contributions rates and the employee rate. Based on those assumptions, each pension plan's fiduciary net position was projected to be available to make all projected future benefit payments of current active and inactive employees. Therefore, the long-term expected rate of return on pension plan investments was applied to all periods of projected benefit payments to determine the total pension liability.

In determining the long-term expected rate of return, 6.90%, CalPERS took into account both short-term and long-term market return expectations. Using historical returns of all of the funds' asset classes, expected compound (geometric) returns were calculated over the next 20 years using a building-block approach. The expected rate of return was then adjusted to account for assumed administrative expenses of 10 Basis points. The expected real rates of return by asset class are as follows:

16 - Public Employees' Retirement System (PERS) Pension Plan

B. Net Pension Liability

Discount Rate

Asset Class[1]	Assumed Asset Allocation	Real Return[1,2]
Global Equity - Cap-weighted	30.00 %	4.54 %
Global Equity - Non-Cap-weighted	12.00 %	3.84 %
Private Equity	13.00 %	7.28 %
Treasury	5.00 %	0.27 %
Mortgage-backed Securities	5.00 %	0.50 %
Investment Grade Corporates	10.00 %	1.56 %
High Yield	5.00 %	2.27 %
Emerging Market Debt	5.00 %	2.48 %
Private Debt	5.00 %	3.57 %
Real Assets	15.00 %	3.21 %
Leverage	(5.00)%	(0.59)%

(1) An Expected Inflation Rate of 2.30% was used for this period.
(2) Figures are based on the 2021 Asset Liability Management study.

Changes in the Net Pension Liability

The changes in the Net Pension Liability for the Plan for the measurement date June 30, 2023, are as follows:

	Increase (Decrease)		
	Total Pension Liability	Plan Fiduciary Net Position	Net Pension Liability
Balances as of June 30, 2022	$ 210,033,553	$ 151,420,231	$ 58,613,322
Changes in the Year:			
Service Cost	3,403,055	-	3,403,055
Interest on the Total Pension Liability	14,554,515	-	14,554,515
Changes in Benefit Terms	195,618	-	195,618
Differences between Expected and Actual Experience	4,318,495	-	4,318,495
Net Plan to Plan Resource Movement	-	-	-
Contribution - Employer	-	6,467,047	(6,467,047)
Contribution - Employee	-	1,556,978	(1,556,978)
Net Investment Income	-	9,344,784	(9,344,784)
Benefit Payments, including Refunds of Employee Contributions	(10,628,343)	(10,628,343)	-
Administrative Expenses	(1)	(111,347)	111,346
Net Changes	11,843,339	6,629,119	5,214,220
Balance at June 30, 2023	$ 221,876,892	$ 158,049,350	$ 63,827,542

16 - Public Employees' Retirement System (PERS) Pension Plan

B. Net Pension Liability

Sensitivity of the Net Pension Liability to Changes in the Discount Rate

The following presents the net pension liability of the Plan, as of the measurement date, calculated using the discount rate of 6.90 percent, as well as what the net pension liability would be if it were calculated using a discount rate that is 1 percentage-point lower (5.90 percent) or 1 percentage-point higher (7.90 percent) than the current rate.

	Discount Rate Less One Percent 5.90 Percent	Current Discount Rate 6.90 Percent	Discount Rate Plus One Percent 7.90 Percent
Plan's Net Pension Liability	$ 92,393,141	$ 63,827,542	$ 40,123,184

Pension plan fiduciary net position:

Detailed information about the pension plan's fiduciary net position is available in the separately issued CalPERS financial report which can be obtained from the CalPERS website.

C. Pension Expense and Deferred Outflows/Inflows of Resources Related to Pensions

For the year ended June 30, 2024, the City recognized pension expense of $4,255,888. At June 30, 2024, the City reported deferred outflows of resources and deferred inflows of resources related to pensions from the following sources:

	Deferred Outflows of Resources	Deferred Inflows of Resources
Contributions made Subsequent to the Measurement Date	$ 6,725,151	$ -
Change of Assumptions	2,442,085	-
Difference between Expected and Actual Experience	3,009,860	(143,581)
Net Difference between Projected and Actual Earnings on Plan Investments	7,130,484	-
Total	$ 19,307,580	$ (143,581)

The amount of $6,725,151 reported as deferred outflows of resources related to contributions made subsequent to the measurement date will be recognized as a reduction of the net pension liability in the fiscal year ended June 30, 2025.

Other amounts reported as deferred outflows of resources and deferred inflows of resources related to pensions will be recognized as pension expense as follows:

Year Ended June 30,	
2025	$ 4,483,361
2026	2,387,059
2027	5,369,998
2028	198,431
Total Pension Expense	$ 12,438,849

17 - Public Agency Retirement Systems

For all of its part-time employees not covered by PERS, a defined contribution pension plan is made available through the Public Agency Retirement System (PARS) pursuant to the requirements of 3121(B)(7)(F) of the Internal Revenue Code. This was created in accordance with Internal Revenue Code Sections 401(a) and 501 and administered by Phase II Systems. Benefit terms, including contribution requirements for PARS are established by Internal Revenue Code 3121(b)(7)(F). Employees are required to contribute 7.5 percent of their salary to the pension plan, up to applicable Internal Revenue Code limits. The City does not contribute to Employees PARS account. Employees are immediately vested in their contributions and earnings on those contributions. For the year ended June 30, 2024, employee contribution amounts were $344,289.

The City is required to contribute 3.75 percent of the elected Council Members annual salary to the individual account. The individuals are immediately vested in their own and the City's contributions and earnings on those contributions. For the year ended June 30, 2024, employee and employer contribution amounts were $6,356.

18 - Post-Employment Benefits Other Than Pensions

A. General Information about the Other Than Pensions-Plan (OPEB)

Plan Description:

The City of Palmdale Retiree Health Program (Plan) is a single-employer plan that consists of a defined benefit healthcare plan and a defined contribution plan that is used to provide postemployment healthcare benefits other than pensions (OPEB) to eligible retirees. Management of the plan is vested with the Finance Manager, Human Resources Manager and Director of Administrative Services. The City is the trustee over the plan with fiduciary oversight and authority over the operations and management of the Trust.

On January 1, 2009, the City of Palmdale adopted a single employer defined benefit, as well as a single employer defined contribution Other Post Employment Benefit (OPEB) healthcare plan. The plans are administered by Benefit and Risk Management Services, Inc. of Folsom, California. To receive a post-employment health care benefit, an eligible or vested employee must retire from the City on or after attaining age 50 with at least five years of service and elect retiree health benefits within 120 days of separation. Retirees who opt out of the health plan may re-enroll under eligible qualifying events.

Beginning January 1, 2009, the City through local resolution amended the post-employment health care benefits and offered two benefit options to current retirees and to full-time employees employed at December 31, 2008. The options included a defined contribution option and defined benefit option. All full-time employees hired after December 31, 2008 are not eligible for any post-employment benefits. The City of Palmdale retains the authority and may elect at any time to amend post-employment health care benefits through local ordinance or resolution. Contributions are not currently required to be made by employees for either of the plans. The Plan does not issue a publicly available report.

B. Defined Benefit Plan

Funding Policies:

Plan membership - At June 30, 2024, the Defined Benefit Plan membership consisted of the following:

Inactive Plan Members or Beneficiaries Currently Receiving Benefit Payments	17
Inactive Plan Members Entitled to But Not Yet Receiving Benefit Payments	1
Active Plan Members	4
	22

18 - Post-Employment Benefits Other Than Pensions

B. Defined Benefit Plan

Benefits provided

The Plan provides medical insurance benefits to eligible retirees. Current retirees receive a maximum of $250 deposited into the Plan per month beginning January 1, 2009. Employees age 45 and greater on December 31, 2008 that choose a defined benefit plan deposit of $250 per month at retirement, will receive either a maximum contribution of $250 per month or a pro-rated contribution for less than 10 years of service.

Contributions

The contribution requirements of the plan members and the City are established as described above under each plan and may be amended by the City Council. The Council establishes rates based on an actuarially determined rate. For the year ended June 30, 2024, the City contributed $0 to the Defined Benefit Plan.

Investment Policy

The Defined Benefit Plan's policy in regard to the allocation of invested assets is established and may be amended by the City Council. It is the policy of the City Council to pursue an investment strategy that reduces risk through the prudent diversification of the portfolio across a broad selection of distinct asset classes. The investment policy applies to the investment of all cash and various funds of the City as identified in the adopted budget document for the purpose of funding the City OPEB liability

Concentrations

The Plan adheres to the investment policy for concentrations and types of investments.

Rate of Return

For the year ended June 30, 2024, the annual money-weighted rate of return on investments, net of investment expense was 15.26 percent. The money-weighted rate of return expresses investment performance, net of investment expense, adjusted for the changing amounts actually invested.

Net OPEB Liability (Asset)

The City's net OPEB liability (Asset) was measured as of June 30, 2024, and the total OPEB liability (Asset) used to calculate the net OPEB liability (Asset) was determined by an actuarial valuation as of June 30, 2024.

Mortality rates were based on assumptions for Public agency miscellaneous members used in the December 2017 CalPERS actuarial valuation.

The long-term expected rate of return on OPEB plan investments was determined using a building-block method in which best–estimates of expected future real rates of return (expected returns, net of OPEB plan investment expense and inflation) are developed for each major asset class. These asset class estimates are combined to produce the portfolio long-term expected rate of return by weighting the expected future real rates of return by the current asset allocation percentage (or target allocation, if available) and by adding an expected inflation rate of 2.50 percent. All results are then rounded to the nearest quarter percentage point.

The best-estimates of expected future asset class returns were published in the 2016 Survey of Capital Market Assumptions produced by Horizon Actuarial Services. These expected returns, along with expected asset class standard deviations and correlation coefficients, are based on Horizon's annual survey of investment advisory firms. The expected inflation assumption was developed based on an analysis of historical experience blended with forward-looking expectations available in market data.

18 - Post-Employment Benefits Other Than Pensions

B. Defined Benefit Plan

Net OPEB Liability (Asset)

Best-estimates of geometric real and nominal rates of return for each major asset class included in the OPEB plan's asset allocation as of the measurement date are summarized in the following table:

Asset Class	Estimated Long-Term Allocations	Long-Term Expected Real Rate of Return
Domestic Equity	45.00%	4.91%
International Equity	10.00%	5.32%
Fixed Income	40.00%	2.30%
Real Estate and Alternatives	0.00%	3.79%
Cash and Cash Equivalents	5.00%	0.77%
Total	100.00%	

Discount Rate

The discount rate used to measure the total OPEB liability was 4.32 percent. The projection of cash flows used to determine the discount rate assumed that City contributions will be made at rates equal to the actuarially determined contribution rates. Based on those assumptions, the OPEB plan's fiduciary net position was projected to be available to make all projected future benefit payments of current plan members through 2036 and the long-term expected rate of return on OPEB plan investments was applied to those periods. A projected "crossover" date occurs in 2037 and unfunded benefit payments for the years thereafter were discounted using the expected 3.90% municipal bond index rate. Therefore, the long-term expected rate of return on OPEB plan investments was applied to all periods of projected benefit payments to determine the total OPEB liability.

Actuarial Assumptions

The total OPEB liability was determined by an actuarial valuation as of June 30, 2024, using the following actuarial assumptions, applied to all periods included in the measurement, unless otherwise specified:

Valuation Date	June 30, 2024
Measurement Date	June 30, 2024
Actuarial Cost Method	Entry-Age Normal Cost Method
Actuarial Assumptions:	
Discount Rate	4.32 percent
Investment Rate of Return	6.25 percent
General Inflation Rate	2.50 percent
Healthcare Cost Trend Rate	6.30 percent for FY2024, gradually decreasing over several decades to an ultimate rate of 3.9 percent in FY2076 and later years.

18 - Post-Employment Benefits Other Than Pensions

B. Defined Benefit Plan

Changes in the Net OPEB Liability (Asset):

	OPEB Plan Increase (Decrease)		
	Total OPEB Liability	Plan Fiduciary Net Position	Net OPEB Liability (Asset)
Balances as of June 30, 2023	$ 907,034	$ 707,837	$ 199,197
Changes in the Year:			
Service Cost	17,601	-	17,601
Interest	41,212	-	41,212
Differences between Expected and Actual Experience	(69,240)	-	(69,240)
Changes in Assumptions	10,331	-	10,331
Net Investment Income	-	103,693	(103,693)
Benefit Payments, including Refunds of Employee Contributions	(29,771)	(29,771)	-
Administrative Expenses	-	(64,044)	64,044
Net Changes	(29,867)	9,878	(39,745)
Balance at June 30, 2024	$ 877,167	$ 717,715	$ 159,452

Administrative Expenses for Fiscal Year Ended 2024, include $64,044 in excess draw from the Trust, which is expected to cover expenses through 2025. The Plan's fiduciary net position represnts 82% of the total OPEB liability.

Sensitivity of the Net OPEB Liability (Asset) to Changes in the Discount Rate

The following presents the net OPEB liability (asset) of the City, as well as what the City's OPEB liability (asset) would be if it were calculated using a discount rate that is one percentage point lower (3.32% percent) or one percentage point higher (5.32% percent) than the current discount rate:

	Decrease 1% Discount Rate of 3.32%	Current Discount Rate of 4.32%	Increase 1% Discount Rate of 5.32%
Net OPEB Liability (Asset)	$ 211,260	$ 159,452	$ 111,848

Sensitivity of the Net OPEB liability (Asset) to Changes in the Healthcare Cost Trend Rates

The following presents the Net OPEB Liability (Asset) of the City, as well as what the City's Net OPEB Liability (Asset) would be if it were calculated using healthcare cost trend rates that are one percentage point lower (5.3 percent decreasing to 2.9 percent) or one percentage point higher (7.3 percent decreasing to 4.9 percent) than the current healthcare cost rates:

	Healthcare Cost Rates 5.3 percent decreasing to 2.9 percent	Current Healthcare Cost Rates 6.3% Decreasing to 3.9%	Healthcare Cost Rates 7.3 percent decreasing to 4.9 percent
Net OPEB Liability (Asset)	$ 123,192	$ 159,452	$ 199,217

18 - Post-Employment Benefits Other Than Pensions

B. Defined Benefit Plan

OPEB Expense and Deferred Outflows/Inflows of Resources related to OPEB:

For the Year ended June 30, 2024, the City recognized OPEB expense of $155,573. At June 30, 2024, the City reported deferred outflows of resources and deferred inflows of resources related to OPEB from the following sources:

	Deferred Outflows of Resources	Deferred Inflows of Resources
Difference between Expected and Actual Experience	$ 79,084	$ 94,574
Change of Assumptions	18,214	55,297
Net Difference between Projected and Actual Investments Earnings	-	29,671
Total	$ 97,298	$ 179,542

Other amounts reported as deferred outflows of resources related to OPEB will be recognized as future OPEB expense as follows:

Measurement Period Year Ended June 30,	
2025	$ (20,989)
2026	(12,925)
2027	(35,505)
2028	(12,825)
2029	-
Total	$ (82,244)

C. Defined Contribution OPEB Plan

Plan membership

At June 30, 2024, the Defined Contribution OPEB Plan membership consisted of the following:

Inactive Plan Members or Beneficiaries Currently Receiving Benefit Payments	6
Inactive Plan Members Entitled to But Not Yet Receiving Benefit Payments	12
Active Plan Members	55
Total Defined Contribution Benefit Plan Membership	73

Benefits provided

Full time employees under age 45 on December 31, 2008 and employees aged 45 and greater who choose a defined contribution option will receive a defined contribution account. Annual allocations begin at $100 and increase with age up to a maximum $2,000 annual allocation. Individual balances grow with investment earnings and annual City contributions. Beginning account balances were determined based on years of service, annual benefit times the life annuity factory at expected retirement age. Annual contributions for the beginning account balances and the annual contribution is made when the

18 - Post-Employment Benefits Other Than Pensions

C. Defined Contribution OPEB Plan

Benefits provided

employee is fully vested as described above.

Contributions

The contribution requirements of the plan members and the City are established as described above under the defined contribution plan and may be amended by the City Council. Currently, plan members and beneficiaries are not required to contribute to the plan. For the year ended June 30, 2024, the City contributed $109,000 to the Defined Contribution Plan.

Condensed Financial Statements:

Separate GAAP-basis reports are not currently available for the defined benefit and contribution plans. In lieu of separate issued financial statements for the City administered post-employment health care benefit trust funds, condensed financial statements are presented below for the year ended June 30, 2024:

	OPEB Trust Defined Benefit Plan	OPEB Trust Defined Contribution Plan	Total
Assets:			
Cash and Cash Equivalents	$ 133	$ -	$ 133
Investments:			
Mutual Funds	756,708	3,981,403	4,738,111
Total Assets	756,841	3,981,403	4,738,244
Total Net Position Restricted for OPEB Benefits	$ 756,841	$ 3,981,403	$ 4,738,244

	OPEB Trust Defined Benefit Plan	OPEB Trust Defined Contribution Plan	Total
Additions:			
Employer Contributions to Retiree Medical Trust	$ -	$ 109,000	$ 109,000
Investment and Interest Income	23,043	176,959	200,002
Net Realized and Unrealized Gains (Losses)	80,650	115,228	195,878
Total Additions	103,693	401,187	504,880
Deductions:			
Benefits Paid to Participants and expenses	54,690	235,986	290,676
Total Deductions	54,690	235,986	290,676
Change in Net Position	49,003	165,201	214,204
Net Position as of July 1, 2023	707,837	3,816,203	4,524,040
Net Position as of June 30, 2024	$ 756,840	$ 3,981,404	$ 4,738,244

19 - Successor Agency Trust for Former City of Palmdale Redevelopment Agency

A. General Discussion

On December 29, 2011, the California Supreme Court upheld Assembly Bill X1 26 ("the Bill") that provides for the dissolution of all Redevelopment Agencies in the State of California. This action impacted the reporting entity of the City of Palmdale that previously had reported a Redevelopment Agency within the reporting entity of the City as a blended component unit.

The Bill provides that upon dissolution of a Redevelopment Agency, either the City or another unit of local government will agree to serve as the "Successor Agency" to hold the assets until they are distributed to other units of state and local government. On January 4, 2012, the City Council elected to become the Successor Agency for the former Redevelopment Agency in accordance with the Bill as part of City Resolution Number CC 2012-002.

After enactment of the law, which occurred on June 28, 2011, Redevelopment Agencies in the State of California cannot enter into new projects, obligations, or commitments. Subject to the control of a newly established oversight board, remaining assets can only be used to pay enforceable obligations in existence at the date of dissolution (including the completion of any unfinished projects that were subject to legally enforceable contractual commitments).

Successor Agencies are only allocated revenue in the amount that is necessary to pay the estimated annual installment payments on enforceable obligations of the former Redevelopment Agency until all enforceable obligations of the prior Redevelopment Agency have been paid in full and all assets have been liquidated.

B. Land Held for Development

Land held for development is recorded at the lower of acquisition cost or estimated fair market value. During fiscal year 2010-2011, properties were conveyed to the City pursuant to Section 33220(g) of the Health and Safety Code to provide redevelopment and retain local control. As a result of AB1484, the same properties were reconvened back to the Successor Agency Trust Fund through a quitclaim process on November 9, 2012. The reconveyance was legally deemed to be reported as of June 30, 2015. Land Held for Development was transferred at a carrying value of $11,673,527. After the sale of land in accordance with the Successor Agency's Long Range Property Management Plan, the carrying value of remaining land held is $146,788 as of June 30, 2024.

C. Capital Assets

Capital Assets of the Successor Agency Trust Fund as of June 30, 2024 consisted of the following:

	Beginning Balance	Additions	Deletions	Ending Balance
Capital Assets not Being Depreciated:				
Land and Improvements	$ 372,073	$ -	$ -	$ 372,073
Capital Assets Being Depreciated:				
Buildings and Structures	438,152	-	-	438,152
Total Capital Assets Being Depreciated	438,152	-	-	438,152
Less: Accumulated Depreciation for:				
Buildings and Structures	262,191	-	(8,763)	270,954
Total Accumulated Depreciation	262,191	-	(8,763)	270,954
Total Capital Assets, Being Depreciated, Net	175,961	-	8,763	167,198
Total Capital Assets, Net	$ 548,034	$ -	$ (8,763)	$ 539,271

19 - Successor Agency Trust for Former City of Palmdale Redevelopment Agency

C. Capital Assets

For the Year Ended June 30, 2024, depreciation expense on capital assets was charged to the private purpose trust fund in the amount of $8,763.

D. Advances Due to Housing Authority-Housing Asset Fund

Major Governmental Funds	Receivables	Payable
Housing Authority - Special Revenue Funds:		
Housing Authority - Housing Asset Fund	$ 4,659,777	$ -
Successor Agency Trust Fund:		
Dissolved - CRA Project Area No. 1 and No. 2A	-	4,659,777
Total	$ 4,659,777	$ 4,659,777

In fiscal years 2004-2005 and 2005-2006, the State required the former Community Redevelopment Agency (CRA) to shift tax increment of $1,862,827 to the Education Revenue Augmentation Fund (ERAF). To assist in funding this shift, the former CRA Housing Development fund advanced $355,538 and $1,507,289 (50% of the total requirement) to the former CRA Project Area No. 1 and 2A Debt Service Funds, respectively. The 2004-2005 advance of $939,215 and the 2005-2006 advance of $923,612 will be repaid by the Successor Agency from available future property tax revenues with no interest charged.

In fiscal year 2009-2010, the State required the former Community Redevelopment Agency to shift tax increment of $11,605,102 to the Supplemental Education Revenue Augmentation Fund (SERAF). To assist in funding this shift, the former CRA Housing Development Fund advanced $2,533,394 and $9,091,708 (100% of the total requirement) to the former CRA Project Area No. 1 and 2A Debt Service Funds, respectively. The 2009-2010 advance of $11,605,102 will be repaid by the Successor Agency from available future property tax revenues with no interest charged.

In fiscal year 2010-11, the State required the former Community Redevelopment Agency to shift tax increment of $2,389,286 to the Supplemental Education Revenue Augmentation Fund. To assist in funding this shift, the former CRA Housing Development Fund advanced $521,581 and $1,867,705 (100% of the total requirement) to the former CRA Project Area No. 1 and 2A Debt Service Funds, respectively. The 2010-2011 advance of $2,389,286 will be repaid by the Successor Agency from available property tax revenues with no interest charged.

The advances due to Housing Authority described above are approved enforceable obligations in existence at the date of dissolution and will be repaid by the Successor Agency from future property tax. The repayment amount cannot exceed one-half of the increase between the amount distributed to the taxing entities and the 2012-13 base year (or residuals).

During Fiscal Year 2023-24, the Housing Authority received $250,000 from the Successor Agency during the Recognized Obligation Payment Schedule (ROPS) Period of July-June 2024 or ROPS 23-24A and B. The next payment is expected to be received during the ROPS Period of July-December 2024 or ROPS 23-24A and is estimated to be approximately $250,000.

E. Due to Other Governmental Units

The Successor Agency has advances due to the City as of June 30, 2024 of $1,173,952 for approved obligations paid by the City on behalf of the Agency.

19 - Successor Agency Trust for Former City of Palmdale Redevelopment Agency

F. Successor Agency Long-Term Debt

1. Notes Payable

2010 Series A and Series B Refunding Notes – The former Community Redevelopment Agency (CRA) issued a promissory Note for the purchase of 120 acres of industrial property known as the Fairway Business Park. On May 16, 2007, the former Community Redevelopment Agency approved a Settlement Agreement and Mutual General Release, which provided for the former Community Redevelopment Agency to pay a settlement amount of $23,043,000 for the property and $4,975,309 for accrued, unpaid interest. On September 1, 2010, the former Community Redevelopment Agency of the City of Palmdale issued $11,001,339 of 2010 Series A Tax Allocation Refunding Revenue Notes (2010 Series A Notes) and $16,504,000 of 2010 Series B Tax Allocation Refunding Revenue Notes (2010 Series B Notes). The net proceeds of the 2010 Series A & B Tax Allocation Refunding Revenue Notes were used to refinance the former Community Redevelopment Agency's outstanding Fairway Business Park note payable.

The principal and interest on the Notes were payable from pledged property tax from the former Redevelopment Project Area No. 1. Interest on notes is payable semi-annually on March 1st and September 1st, beginning March 1, 2011. Principal installments are payable September 1st and March 1st of each year through 2026. The 2010 Series A Notes bear a fixed interest rate of 5.97 percent per annum and 2010 Series B Notes bear a fixed interest rate of 6.2 percent per annum.

Upon dissolution of the former Community Redevelopment Agency, the Note Payable was an approved enforceable obligation by the State Department of Finance, therefore beginning February 1, 2012, the pledge and payments will be made from future property tax revenues received by the Private Purpose Trust. The current year payments of principal and interest were $2,750,660. The outstanding balance of the notes as of June 30, 2024 is $5,442,844.

In event of default, the developer may exercise remedial action for delinquent payment under the Third Implementation Agreement, including declaring outstanding amounts to become immediately due if outstanding amounts continue after 30 days of event of default notice is sent. There is no clause for acceleration of payments.

Year Ending	Principal	Interest	Total
2025	$ 2,461,926	$ 288,734	$ 2,750,660
2026	2,980,918	139,563	3,120,481
Totals	$ 5,442,844	$ 428,297	$ 5,871,141

2. Tax Allocation Bonds

2002 Tax Allocation Bonds Payable ($5,329,758) – On August 20, 2002, the former Community Redevelopment Agency issued $5,329,758 of 2002 Subordinate Lien Tax Allocation Bonds (2002 Bonds). The 2002 Bonds constitute capital appreciation bonds that are not subject to redemption prior to their respective stated maturities. Interest on the 2002 Bonds compound at rates ranging from 4.88% to 5.68% per annum on June 1 and December 1, and will be payable solely at maturity or upon earlier redemption of the respective Bonds. The Bonds will mature and be payable December 1 of each year from 2016 through 2032.

The former Community Redevelopment Agency has reported the debt in the Private Purpose Trust Fund and is an approved enforceable obligation by the State Department of Finance and will be repaid from future property tax revenues allocated to the Private Purpose Trust Fund.

The proceeds of the 2002 Bonds were used to finance redevelopment activities in or of benefit to Project Area No. 2A. The former Community Redevelopment Agency has pledged incremental property tax generated in Project Area No. 2A to pay principal and interest with respect to the 2002 Bonds as they become due. The current year payment of principal was $975,000. No interest was paid for the current year. Property taxes received after negotiated, statutory, and residual distributions totaled $3,885,000 for the year. At year-end, pledged future revenues totaled $3,885,000 of which $3,313,599 was the amount of the remaining principal and $571,401 interest on the Bonds.

19 - Successor Agency Trust for Former City of Palmdale Redevelopment Agency

F. Successor Agency Long-Term Debt

In event of default, outstanding amounts become immediately due to the Trustee who act on behalf of the bond owners. An acceleration clause exists that allows the owners of the bonds to accelerate payment of the entire principal amount outstanding in the event of default. If acceleration occurs, then all pledged tax revenues and all sums of funds are to be held by Trustee under the indenture and will be applied by the Trustee.

Year Ending	Principal	Interest	Total
2025	$ 897,640	$ 72,360	$ 970,000
2026	853,889	121,111	975,000
2027	803,100	166,900	970,000
2028	758,970	211,030	970,000
2029	717,978	252,022	970,000
2030-2033	2,978,260	1,671,740	4,650,000
Totals	$ 7,009,837	$ 2,495,163	$ 9,505,000

2016 Tax Allocation Bonds Payable ($31,490,000) – On April 26, 2016, the Successor Agency issued $31,490,000 of 2016 Series A Tax Allocation Refunding Bonds (2016 Series A Bonds). Interest on the 2016 Series A Bonds is payable semi-annually on March 1 and September 1 at rates ranging from 2.00% to 5.00% per annum. Principal installments are payable September 1 of each year to 2034.

The 2016 Series A Bonds maturing on or after September 1, 2027, may be redeemed on or after September 1, 2026, at par together with accrued interest, without premium.

The Successor Agency has reported the debt in the Private Purpose Trust Fund and is an approved enforceable obligation by the State Department of Finance and will be repaid from future property tax revenues allocated to the Private Purpose Trust Fund.

The Successor Agency has pledged incremental property tax generated in the Successor Agency's project areas to pay principal and interest on the 2016 Series A Bonds. The current year payments of principal and interest were $2,942,250. Property taxes received after negotiated, statutory, and residual distributions totaled $33,903,147 for the year. At year-end, pledged future revenues totaled $22,630,750 of which $18,050,000 was the amount of the remaining principal and $4,580,750 interest on the Bonds.

In Event of Default, outstanding amounts become immediately due to the Trustee who act on behalf of the bond owners. An acceleration clause exists that allows the owners of the bonds to accelerate payment of the entire principal amount outstanding in the Event of Default. If acceleration occurs, then all pledged tax revenues and all sums of funds are to be held by Trustee under the indenture and will be applied by the Trustee.

Year Ending	Principal	Interest	Total
2025	$ 2,095,000	$ 850,125	$ 2,945,125
2026	2,200,000	742,750	2,942,750
2027	2,310,000	630,000	2,940,000
2028	1,290,000	540,000	1,830,000
2029	1,355,000	473,875	1,828,875
2030-2034	7,215,000	1,304,375	8,519,375
2035	1,585,000	39,625	1,624,625
Totals	$ 18,050,000	$ 4,580,750	$ 22,630,750

19 - Successor Agency Trust for Former City of Palmdale Redevelopment Agency

F. Successor Agency Long-Term Debt

2016 Tax Allocation Bonds Payable ($41,645,000) – On June 23, 2016, the Successor Agency issued $41,645,000 of 2016 Series B Tax Allocation Refunding Bonds (2016 Series B Bonds). Interest on the 2016 Series B Bonds is payable semi-annually on March 1st and September 1st at rates ranging from 3.00 percent to 5.00 percent per annum. Principal installments are payable September 1st of each year to 2034. The 2016 Series B Bonds maturing on or after September 1, 2027, may be redeemed on or after September 1, 2026, at par together with accrued interest, without premium.

The Successor Agency has reported the debt in the Private Purpose Trust Fund and is an approved enforceable obligation by the State Department of Finance and will be repaid from future property tax revenues allocated to the Private Purpose Trust Fund.

The Successor Agency has pledged incremental property tax generated in the Successor Agency's project areas to pay principal and interest on the 2016 Series B Bonds. The current year payments of principal and interest were $3,531,275. Property taxes received after negotiated, statutory, and residual distributions totaled $36,152,870 for the year. At year-end, pledged future revenues totaled $36,266,300 of which $28,840,000 was the amount of the remaining principal and $7,426,300 interest on the Bonds.

In Event of Default, outstanding amounts become immediately due to the Trustee who act on behalf of the bond owners. An acceleration clause exists that allows the owners of the bonds to accelerate payment of the entire principal amount outstanding in the Event of Default. If acceleration occurs, then all pledged tax revenues and all sums of funds are to be held by Trustee under the indenture and will be applied by the Trustee.

Year Ending	Principal	Interest	Total
2025	$ 2,205,000	$ 1,328,775	$ 3,533,775
2026	2,310,000	1,215,900	3,525,900
2027	2,625,000	1,092,525	3,717,525
2028	3,985,000	927,275	4,912,275
2029	2,280,000	770,650	3,050,650
2030-2034	13,060,000	2,031,800	15,091,800
2035	2,375,000	59,375	2,434,375
Totals	$ 28,840,000	$ 7,426,300	$ 36,266,300

3. Change in Long Term Liabilities

The following debt activity for the year ended June 30, 2024 are not debts or obligations of the City. They were transferred to the Successor Agency of the former Community Redevelopment Agency which are now accounted for in the Private Purpose Trust Fund:

	Balances at July 01, 2023	Additions	Retirements	Balance at June 30, 2024	Due Within One Year
Bonds Payable:					
2002 Tax Allocation Bonds	$ 7,962,900	$ -	$ 953,063	$ 7,009,837	$ 897,640
2016 Tax Allocation Bonds Series A	20,040,000	-	1,990,000	18,050,000	2,095,000
2016 Tax Allocation Bonds Series B	30,935,000	-	2,095,000	28,840,000	2,205,000
Plus: Deferred Issuance Premiums	4,287,520	-	904,799	3,382,721	776,958
Total Bonds Payable	63,225,420	-	5,942,862	57,282,558	5,974,598
Notes from Direct Borrowing and Direct Placements:					
Fairway Business Park	7,764,122	-	2,321,278	5,442,844	2,461,926
	$ 70,989,542	$ -	$ 8,264,140	$ 62,725,402	$ 8,436,524

20 - Commitments and Contingencies

A. Contracts and Purchase Orders

The City has several contracts in place, one of which is with the County of Los Angeles for various services, primarily law enforcement, until June 30, 2024. This contract represents the City's most significant financial commitment and is maintained under the 'Contract City Law Enforcement Service Level Authorization.' Through this agreement, the County charges a set amount of service fees based on the number of deputies, support personnel, and their projected hours of service. The service rates are established by the County Auditor-Controller and adjusted annually, effective July 1st of each year. To date, the annual increase in cost for the services provided has been approximately 6 percent. Accordingly, the projected commitments are constructed with such an average increase. Additionally, the City is required to pay for its portion of liability costs to ensure that funds are available in the event of litigation. The liability cost is currently 11 percent of the service units purchased and is expected to increase in future years. These contracts are cancelable at any time, with or without cause, upon 180 days written notice by the City or as of the first day of July of any year, upon written notice not less than 60 days prior.

The following were the contract costs for the fiscal year ending June 30, 2024:

Law Enforcement	$	30,600,727
Other	$	55,230,726
Total Cost	$	85,831,453

The City also has other various outstanding contracts and purchase orders for services, supplies, materials, and capital projects that have not been completed at year-end. These commitments total approximately $63,478,805 at June 30, 2024, with the following breakdown between major funds and non-major funds.

Major Funds:		
General Fund	$	2,767,126
Housing Asset Fund		277,855
Measure AV Fund		5,820,109
ARPA Fund		722,418
Total Major Funds		9,587,508
Internal Service Funds		
Information Technology		82,610
Fleet Maintenance		154,710
Total Internal Service Funds		237,320
Non-Major Special Revenue Funds		53,653,977
Total Contract and Purchase Orders Outstanding for Governmental Funds	$	63,478,805

B. Grants

The City has received State and Federal funds for specific purposes that are subject to review by the grantor agencies. Although such audits could generate expenditure disallowances under the terms of the grant, it is believed that any disallowed amounts will not be material.

20 - Commitments and Contingencies

C. Claims and Judgments

Certain legal actions have been initiated against the City in the ordinary course of business. These matters are subject to coverage under the City's risk management liability program and include, but are not limited to, lawsuits and claims alleging personal injury and property damage. In addition, the City is currently a named defendant in multiple employment-related legal actions. While it is anticipated that some of these matters may be resolved through settlement in the near term, the potential liability associated with such settlements cannot be reasonably estimated at this time.

D. Obligations of the Successor Agency Private Purpose Trust Fund

As more fully described at Note 18, the former Community Redevelopment Agency of the City of Palmdale was dissolved on January 31, 2012. Obligations to be paid out to the Successor Agency Private Purpose Trust Fund are included in the Required Obligation Payment Schedules (ROPS) which are subject to approval by the State Department of Finance. All obligations of the Successor Agency have been approved by the State Department of Finance, however, are still subject to audit by the County Auditor-Controller and the State Controller. Additionally, obligations on a future ROPS may be denied even if it was not questioned from a preceding ROPS. The City is not legally obligated for any of the Successor Agency Private Purpose Trust Fund debt.

21 - Restatement

During fiscal year 2024, there was a change within the financial reporting entity which resulted in the Transportation Article 8 Fund being reported as a major fund instead of as a nonmajor fund. As a result, fund balance of the Transportation Article 8 Fund of $2,720,834 which was previously reported in the nonmajor funds is now reported as a major fund with a beginning fund balance of $2,720,834. This resulted in adjustments to and restatements of beginning fund balance to nonmajor funds as follows:

	July 1, 2023, As Previously Reported	Change to or Within the Financial Reporting Entity	July 1, 2023, As Restated
Governmental Funds			
Nonmajor Funds	$ 186,457,059	$ (2,720,834)	$ 183,736,225
New Major Fund	Not Applicable	$ 2,720,834	$ 2,720,834

22 - Adoption of New Standard

The Governmental Accounting Standards Board (GASB) releases new accounting and financial reporting standards which may have a significant impact on the City's financial reporting process. New standards applicable to the year ending June 30, 2024 are as follows:

GASB Statement No. 99 - *Omnibus 2022*. The primary objectives of this Statement are to enhance comparability in accounting and financial reporting and to improve consistency of authoritative literature by addressing (1) practice issues that have been identified during implementation and application of certain GASB Statements and (2) accounting and financial reporting for guarantees. The City has determined no significant impact, if any, this pronouncement had on the financial statements. The requirements of this statement related to leases, PPPs and SBITAs are effective for the City's fiscal year ending June 30, 2023 and the requirements related to financial guarantees and the classification and reporting of derivative instruments within the scope of Statement 53 are effective for the City's fiscal year ending June 30, 2024. The City has determined that this statement does not apply.

GASB Statement No. 100 – *Accounting Changes and Error Corrections - An Amendment of GASB Statement No. 62*. The primary objective of this Statement is to enhance accounting and financial reporting requirements for accounting changes and error corrections to provide more understandable, reliable, relevant, consistent, and comparable information for making decisions or assessing accountability. The requirements of this Statement are effective for accounting changes and error

22 - Adoption of New Standard

corrections made in fiscal years beginning after June 15, 2023, and all reporting periods thereafter. The City has determined that this statement does not apply.

23 - New Accounting Pronouncements

The following pronouncements were issued prior to June 30, 2024 and have effective dates that may impact future financial statement presentation. The effects of the statements are currently under review.

GASB Statement No. 101 – *Compensated Absences*. The primary objective of the Statement is to better meet the information needs of financial statement users by updating the recognition and measurement guidance for compensated absences by aligning the recognition and measurement guidance under a unified model and amending certain previously required disclosures. The requirements of this statement are effective to the City's fiscal year ending June 30, 2025. The City has not determined the effects, if any, on the financial statements.

GASB Statement No. 102 – *Certain Risk Disclosures*. The primary objective of this Statement is to provide users of government financial statements with essential information about risks related to a government's vulnerabilities due to certain concentrations or constraints. A concentration is defined as a lack of diversity related to an aspect of a significant inflow of resources or outflow of resources. A constraint is a limitation imposed on a government by an external party or by formal action of the government's highest level of decision- making authority. The requirements of this statement are effective for the City's fiscal year ending June 30, 2025. The City has not determined the effects, if any, on the financial statements.

GASB Statement No. 103 – *Financial Reporting Model Improvements*. The primary objective of this Statement is to improve key components of the financial reporting model to enhance its effectiveness in providing information that is essential for decision making and assessing a government's accountability. This Statement also addresses certain application issues. The requirements of this statement are effective for the City's fiscal year ending June 15, 2025. The City has not determined the effects, if any, on the financial statements.

GASB Statement No. 104 – *Disclosure of Certain Capital Assets*. The primary objective is that State and local governments are required to provide detailed information about capital assets in notes to financial statements. Statement No. 34, Basic Financial Statements—and Management's Discussion and Analysis—for State and Local Governments, requires certain information regarding capital assets to be presented by major class. The objective of this Statement is to provide users of government financial statements with essential information about certain types of capital assets. The requirements of this Statement are effective for fiscal years beginning after June 15, 2025, and all reporting periods thereafter. The City has not determined the effects, if any, on the financial statements.

24 - Subsequent Events

The City has settled one employment-related case for an amount of $6,000,000, which was paid in April 2025. Insurance proceeds are anticipated to be received in Fiscal Year 2025 in the amount of $5,500,000 in relation to this settlement.

This page intentionally left blank

This page intentionally left blank

Required Supplementary Information

Palmdale, California

Year Ended June 30, 2024

This page intentionally left blank

City of Palmdale

Schedule of Changes in Net Pension Liability and Related Ratios-Public Employees Retirement System - Miscellaneous Plan

Year Ended June 30, 2024

Last Ten Years*

	2015	2016	2017	2018	2019	2020	2021	2022	2023	2024
Total pension liability										
Service Costs	$ 2,590,160	$ 2,387,436	$ 2,233,050	$ 2,601,354	$ 2,649,090	$ 2,767,665	$ 2,918,406	$ 2,973,338	$ 3,338,892	$ 3,403,055
Interest on the Total Pension Liability	10,116,430	10,398,124	10,825,834	11,018,183	11,570,800	12,220,037	12,822,978	13,327,612	13,768,037	14,554,515
Differences between Expected and Actual Experience	-	(2,606,465)	-	9,269,931	(1,358,574)	-	1,368,882	-	(382,880)	4,318,495
Changes in Assumptions	-	(3,032,525)	(948,090)	(3,510,853)	2,354,023	2,310,424	1,368,882	(46,529)	6,512,225	195,618
Benefit Payments, Including Refunds of Member Contributions	(5,808,324)	(6,049,238)	(6,289,370)	(6,542,229)	(7,277,711)	(7,740,973)	(8,257,460)	(9,071,539)	(9,881,408)	(10,628,343)
Net Change in Total Pension Liability	6,898,266	1,097,332	5,821,424	12,836,386	7,937,628	9,557,153	10,221,688	7,182,882	13,354,866	11,843,340
Total Pension Liability - Beginning	136,494,809	143,393,075	144,490,407	150,311,831	163,148,217	171,085,845	180,642,998	189,495,804	196,678,686	210,033,552
Total Pension Liability - Ending (a)	$ 143,393,075	$ 144,490,407	$ 150,311,831	$ 163,148,217	$ 171,085,845	$ 180,642,998	$ 190,864,686	$ 196,678,686	$ 210,033,552	$ 221,876,892
Plan Fiduciary Net Position										
Net Plan to Plan Resource Movement	$ -	$ -	$ -	$ -	$ (297)	$ -	$ -	$ -	$ -	$ -
Contributions - Employer	3,673,903	3,871,255	4,262,274	5,157,320	3,514,327	4,117,304	4,771,554	5,285,825	5,938,095	6,467,047
Contributions - Employee	1,106,027	1,030,304	1,016,500	1,165,598	1,138,029	1,195,002	1,335,708	1,324,417	1,449,303	1,556,978
Net Investment Income	16,152,589	2,406,554	545,870	12,177,480	10,157,757	8,331,569	6,631,133	31,158,920	(12,513,528)	9,344,784
Benefit Payments, Including Refunds of Member Contributions	(5,808,324)	(6,049,238)	(6,289,370)	(6,542,229)	(7,277,711)	(7,740,973)	(8,257,460)	(9,071,539)	(9,881,408)	(10,628,343)
Administrative Expense	-	(127,281)	(66,805)	(161,055)	(188,366)	(91,249)	(188,455)	(137,825)	(103,739)	(111,347)
Other	-	-	-	-	(357,711)	297	-	-	-	-
Net Change in Plan Fiduciary Net Position	15,124,195	1,131,594	(531,531)	11,797,114	6,986,028	5,811,950	4,292,480	28,559,798	(15,111,277)	6,629,119
Plan Fiduciary Net Position - Beginning	93,359,880	108,484,075	109,615,669	109,084,138	120,881,252	127,867,280	133,679,230	137,971,710	166,531,508	151,420,231
Plan Fiduciary Net Position - Ending (b)	108,484,075	109,615,669	109,084,138	120,881,252	127,867,280	133,679,230	137,971,710	166,531,508	151,420,231	158,049,350
Net Pension Liability - Ending (a) - (b)	$ 34,909,000	$ 34,874,738	$ 41,227,693	$ 42,266,965	$ 43,218,565	$ 46,963,768	$ 52,892,976	$ 30,147,178	$ 58,613,321	$ 63,827,542
Plan Fiduciary Net Position as a Percentage of the Total Net Pension Liability	75.66 %	75.86 %	72.57 %	74.09 %	74.74 %	74.00 %	72.29 %	84.67 %	72.09 %	71.23 %
Covered Payroll	$ 13,588,668	$ 13,287,152	$ 12,550,868	$ 13,529,154	$ 14,797,277	$ 15,030,592	$ 16,449,558	$ 17,567,263	$ 19,230,822	$ 21,124,060
Net Pension Liability as a Percentage of Covered Payroll	256.90 %	262.47 %	328.48 %	312.41 %	292.07 %	312.45 %	321.55 %	171.61 %	304.79 %	302.16 %
Measurement Date	June 30 , 2014	June 30 , 2015	June 30 , 2016	June 30 , 2017	June 30 , 2018	June 30 , 2019	June 30 , 2020	June 30 , 2021	June 30 , 2022	June 30 , 2023

*Fiscal year 2015 is the first year of implementation.

City of Palmdale
Schedule of Contributions - Public Employees Retirement System - Miscellaneous Plan
Year Ended June 30, 2024
Last Ten Years*

	2015	2016	2017	2018	2019	2020	2021	2022	2023	2024
Actuarially Determined Contribution	$ 3,871,255	$ 4,262,274	$ 5,157,320	$ 3,509,493	$ 4,112,469	$ 4,766,182	$ 5,287,313	$ 5,935,743	$ 6,468,879	$ 6,725,151
Contributions in Relation to the Actuarially Determined Contribution	3,871,255	4,262,274	5,157,320	3,509,493	4,112,469	4,766,182	5,287,313	5,935,743	6,468,879	6,725,151
Contribution Deficiency	$ -	$ -	$ -	$ -	$ -	$ -	$ -	$ -	$ -	$ -
Covered Payroll	13,287,152	12,550,868	13,529,154	14,797,277	15,030,592	16,449,558	17,567,263	19,230,822	21,124,060	25,195,252
Contributions as a Percentage of Covered Payroll	29.14 %	33.96 %	38.12 %	23.72 %	27.36 %	28.97 %	30.10 %	30.87 %	30.62 %	26.69 %

Valuation Date:	2015	2016	2017	2018	2019	2020	2021	2022	2023
Methods and Assumptions Used to Determine Contribution Rates:									
Actuarial Cost Method	Entry age	Entry age	Entry age	Entry age	Entry age	Entry age	Entry age	Entry age	Entry age
Amortization Method	Level percentage of payroll, closed	Level percentage of payroll, closed	Level percentage of payroll, closed	Level percentage of payroll, closed	Level percentage of payroll, closed	Level percentage of payroll, closed	Level percentage of payroll, closed	Level percentage of payroll, closed	Level percentage of payroll, closed
Remaining Amortization Period	30 years	30 years	30 years	30 years	30 years	30 years	30 years	30 years	30 years
Asset Valuation Method	5-year smoothed	5-year smoothed	5-year smoothed	5-year smoothed	5-year smoothed	5-year smoothed	5-year smoothed	5-year smoothed	5-year smoothed
Inflation	2.50 %	2.50 %	2.50 %	2.50 %	2.50 %	2.50 %	2.50 %	2.50 %	2.50 %
Salary Increase	Varies on entry age and servce, including inflation of 2.75%	Varies on entry age and servce, including inflation of 2.75%	Varies on entry age and servce, including inflation of 2.75%	Varies on entry age and servce, including inflation of 2.75%	Varies on entry age and servce, including inflation of 2.75%	Varies on entry age and servce, including inflation of 2.75%	Varies on entry age and servce, including inflation of 2.75%	Varies on entry age and servce, including inflation of 2.75%	Varies on entry age and servce, including inflation of 2.75%
Investment Rate of Return	7.0% net of pension plan investment expense, including inflation	7.0% net of pension plan investment expense, including inflation	7.0% net of pension plan investment expense, including inflation	7.0% net of pension plan investment expense, including inflation	7.0% net of pension plan investment expense, including inflation	7.0% net of pension plan investment expense, including inflation	7.0% net of pension plan investment expense, including inflation	7.0% net of pension plan investment expense, including inflation	7.0% net of pension plan investment expense, including inflation

Retirement age:

The probabilities of retirement and mortality are based on the CalPERS Experience Study for the period from 1997 to 2015.

Mortality:

The probabilities of mortality are based on the 2014 CalPERS Experience Study for the period from 1997 to 2015. Pre-retirement and post-retirement mortality rates include 20 years of projected mortality improvements using Scale BB published by the Society of Actuaries.

*Fiscal year 2015 was the first year of implementation.

City of Palmdale
Schedule of Changes in Net OPEB Liability and Related Ratios
Other Postemployment Benefits (OPEB)
Year Ended June 30, 2024
Last Ten Years*

	2017	2018	2019	2020	2021	2022	2023	2024
Total OPEB Liability								
Service Costs	$ 9,380	$ 9,801	$ 10,241	$ 19,286	$ 26,370	$ 18,642	$ 15,469	$ 17,601
Interest	42,190	41,817	41,771	49,286	31,829	27,510	34,266	41,212
Differences Between Expected and Actual Experience	162,410	117,475	272,638	-	439,617	(128,567)	53,031	(69,240)
Changes in Assumptions	-	-	(45,786)	103,650	(7,331)	(106,880)	(34,685)	10,331
Benefit Payments, Including Refunds of Member Contributions	(244,316)	(195,980)	(144,496)	(139,429)	(346,268)	(8,617)	20,852	(29,771)
Net Change in Total OPEB Liability	(30,336)	(26,887)	134,368	32,793	144,217	(197,912)	88,933	(29,867)
Total OPEB Liability - Beginning	761,858	731,522	704,635	839,003	871,796	1,016,013	818,101	907,034
Total OPEB Liability - Ending (a)	$ 731,522	$ 704,635	$ 839,003	$ 871,796	$ 1,016,013	$ 818,101	$ 907,034	$ 877,167
Plan Fiduciary Net Position								
Contributions - Employer	$ -	$ -	$ -	$ -	$ -	$ -	$ (78,141)	$ -
Contributions - Member	-	-	-	-	-	-	-	-
Net Investment Income	165,897	122,424	68,284	64,325	263,944	(181,366)	87,761	103,693
Differences Between Projected and Actual Earnings on Plan Investments	-	-	-	-	-	-	-	-
Administrative Expense	(45,852)	(42,234)	(51,637)	(34,922)	(34,421)	(37,432)	(18,210)	(64,044)
Benefit Payments, Including Refunds of Employee Contributions	(244,316)	(195,980)	(144,496)	(139,429)	(346,268)	(8,617)	20,852	(29,771)
Net Change in Plan Fiduciary Net Position	$ (124,271)	$ (115,790)	$ (127,849)	$ (110,026)	$ (116,745)	$ (227,415)	$ 12,262	$ 9,878
Plan Fiduciary Net Position - Beginning	1,517,671	1,393,400	1,277,610	1,149,761	1,039,735	922,990	695,575	707,837
Plan Fiduciary Net Position - Ending	$ 1,393,400	$ 1,277,610	$ 1,149,761	$ 1,039,735	$ 922,990	$ 695,575	$ 707,837	$ 717,715
Net OPEB Liability Ending	$ (661,878)	$ (572,975)	$ (310,758)	$ (167,939)	$ 93,023	$ 122,526	$ 199,197	$ 159,452
Plan Fiduciary Net Position as a Percentage of the Total Net Pension Liability	190.48 %	181.32 %	137.04 %	119.26 %	90.84 %	85.02 %	78.04 %	81.82 %
Covered-employee Payroll[1]	840,010	874,002	914,074	941,496	897,776	766,192	497,546	657,745
City's Net OPEB Asset as a Percentage of Covered-employee Payroll	(78.79)%	(65.56)%	(34.00)%	(17.84)%	10.36 %	15.99 %	40.04 %	24.24 %
Measurement Date	June 30, 2017	June 30, 2018	June 30, 2019	June 30, 2020	June 30, 2021	June 30, 2022	June 30, 2023	June 30, 2024

Notes to Schedule

* Fiscal year 2017 was the first year of implementation.

[1] Contributions to the OPEB plan are not based on measure of pay, as such, covered employee payroll is used as the measure of payroll

City of Palmdale
Schedule of Investment Returns for OPEB
Other Postemployment Benefits (OPEB)
Year Ended June 30, 2024
Last Ten Years*

	2017	2018	2019	2020	2021	2022	2023	2024
Annual Money-weighted Rate of Return - Net of Investment Expense	11.23 %	10.31 %	5.55 %	5.73 %	26.04 %	(20.25)%	13.34 %	15.26 %

Notes to Schedule

* Fiscal year 2017 was the first year of implementation.

Supplementary Information

This page intentionally left blank

Special Revenue Funds – Are used to account for specific revenues that are legally restricted to expenditures for a particular purpose. The following special revenue funds have been classified as non-major funds:

Air Quality Improvement Fund – This fund accounts for revenue and related expenditures for the City's equipment and capital projects which improve air quality.

Community Development Block Grant (CDBG) Fund – This fund accounts for Federal entitlements under the Housing and Community Development Act of 1974, as amended.

Citywide Maintenance and Services (CFD 2022-1) Fund - This fund accounts for the maintenance and services for lighting of parks, parkways, streets, roads, and open space as well as maintenance of landscaping, storm drains, and appurtenances located within the City.

Communications PEG Fund - This fund accounts for The Public, Education and Government Fund (PEG) that was established to account for costs related to local public education and government access stations.

Drainage Funds – This fund accounts for revenues collected under the City's Drainage Fee, which are used for the development of drainage improvements.

Drainage Benefit Assessment District – This fund accounts for revenues collected under the City's Drainage fee, which are used for the development of drainage improvements.

Enhanced Infrastructure Financing District (EIFD) – This fund represents a partnership between the City of Palmdale and the County of Los Angeles as taxing entities contributing tax increment to help fund public infratrsucture improvements.

Federal Funds – This fund accounts for revenues and expenditures received from Federal sources.

Federal Home Program – This fund accounts for all federal funds received under the Home Investment Partnership Act.

Federal Jobs Program Fund – This fund accounts for revenues and expenditures associated with the Job Training Partnership Act and Welfare to Work Programs.

Fire Facilities Impact Fund – This fund accounts for revenues collected under the City's Fire Facilities Impact Fee, which are used for constructing and outfitting facilities needed to serve future development.

Gas Tax Fund – This fund accounts for state gasoline allocations provided to the City for street-related purposes.

Housing Authority Fund – This fund accounts for compliance monitoring expenditures and Bond Issuer's Fees collected for Housing Authority.

Landscape Maintenance Fund – This fund is used to account for revenues and expenditures attributable to Landscape Maintenance District 97-1.

Local Transportation Article 3 Fund – This fund is used to account for State funds provided to the City for construction of local bikeways and bikeway related projects.

Measure A LA County Parks Fund – This fund accounts for special parcel tax revenues and expenditures related to the development, improvement, and maintenance of parks, open space, and recreational facilities in Los Angeles County.

Measure R Fund – This fund accounts for State Funds provided to the City for street-related purposes only.

Measure M Fund – This fund accounts for State Funds provided to the City for transportation related purposes only.

Miscellaneous Grants/Developer Contributions – This fund accounts for revenues and expenditures received from Developers and Local Agencies for improvements.

Parks Assessments Fund – This fund accounts for revenues collected under the City-wide Park Assessment District, which are used for the acquisition, improvement, expansion and maintenance of public parks.

Park Development Fund – This fund accounts for revenues collected under the City's Unit Dwelling Fee, which are used for the acquisition, improvement and expansion of public parks, playgrounds & recreational facilities.

Proposition A Fund – This fund accounts for special sales tax revenues, which are used for local transit.

Proposition C Fund – This fund accounts for special sales tax revenues and expenditures related to street and road improvements and transit.

Public Art Fund - This fund accounts for the revenues and expenditures generated under the Public Art policy, derived from gifts or donations for public art. Private and municipal development projects are required to contribute to the fund per PMC Section 15.01.020.

Public Facilities Fund – This fund is used to account for revenues received from developer fees. These funds can only be used to assist with the development and rehabilitation of City buildings.

Public Safety Fund – This fund is used to account for the revenues received as a result of vehicle code violations and drug forfeiture operations. These funds can only be used for law enforcement expenditures.

Road Maintenance & Rehabilitation – This fund is used to account for state funds provided to the City to repair roads, improve traffic safety, and expand public transit systems across the state.

S.A.V.E.S. Fund (South Antelope Valley Emergency Services) – This fund is used to account for revenues and expenditures related to providing food and shelter for qualified recipients.

Sewer Maintenance Assessment District – This fund is used to account for revenues and expenditures associated with the City sewer assessment district service the City and its sewer system.

Sewer Upgrade Fund – This fund accounts for revenues collected under the City's Sewer Upgrade Fee, which are used for sewer improvements.

Solid Waste Fund - This fund was established to account for costs related to programs initiating recycling and waste management efforts throughout the City.

State Grants Fund – This fund accounts for revenues and expenditures received from State resources.

Street Lighting Assessment District Fund - This fund is used to account for revenues and expenditures restricted to residential street lighting services.

Traffic Impact Fund – This fund accounts for revenues collected under the City's Traffic Impact Fee, which are used for traffic

related projects, such as traffic signals and street improvements.

Housing Facilities Fund – This fund accounts for the revenues and expenditures restricted to the operations of four (4) City owned apartment buildings, three (3) City owned mobile home parks, and two (2) properties with eight (8) apartment units acquired from New Beginnings Outreach.

Palmdale Community Foundation – This fund accounts for the 501 (C) (3) non-profit public benefit corporation activities related to City programs.

Water Park – This fund accounts for the operation of the City owned Dry Town Water Park.

Debt Service Funds – are used to account for the accumulation of resources for and the payment made for principal and interest on bonded debt and other long-term obligations. The following fund has been classified as a non-major fund:

Palmdale Financing Authority Fund – This fund accounts for resources accumulated and payments made for principal and interest on Lease Revenue Bonds secured by lease payments by the City of Palmdale as rental for certain property pursuant to a lease agreement.

Capital Projects Funds – are used to account for financial resources used for the acquisition and construction of major capital facilities. The following capital projects funds have been classified as non-major funds:

Community Facilities District (CFD) – This fund accounts for the revenues and expenditures of community facilities districts and assessment districts, which are funded entirely from district bond proceeds.

City of Palmdale
Combining Balance Sheet
Nonmajor Governmental Funds
June 30, 2024

	Non-Major Special Revenue Funds	Debt Service Funds: Palmdale Financing Authority	Capital Projects Fund: CFD/Assessment Districts	Total Nonmajor Governmental Funds
Assets:				
Cash	$ 271,962	$ -	$ -	$ 271,962
Investments	224,142,465	-	3,794	224,146,259
Receivables:				
Accounts and Interest Receivable	13,134,593	-	18	13,134,611
Property Tax Receivable	283,959	-	-	283,959
Due from Other Funds	62	-	-	62
Advances Due from Fiduciary Funds	-	-	583,859	583,859
Notes and Liens	10,483,937	-	-	10,483,937
Advances Due from Other Funds	3,800,000	-	-	3,800,000
Prepaid Items and Other Assets	-	110,000	-	110,000
Restricted Assets				
Investments	-	35,090,236	2,977,442	38,067,678
Land Held for Development	400,000	-	-	400,000
Total Assets	$ 252,516,978	$ 35,200,236	$ 3,565,113	$ 291,282,327
Liabilities, Deferred Inflows of Resources and Fund Balances				
Liabilities:				
Accounts Payable	$ 5,595,866	$ -	$ 1,188	$ 5,597,054
Due to Fiduciary Funds	-	-	1,565	1,565
Due to Other Funds	13,243,167	32,220	505,973	13,781,360
Advances Due to Other Funds	8,800,000	-	-	8,800,000
Deposits	3,781,076	-	-	3,781,076
Unearned Revenue	124,639	-	-	124,639
Notes Payable	3,305	-	-	3,305
Total Liabilities	31,548,053	32,220	508,726	32,088,999
Deferred Inflows of Resources:				
Unavailable Revenue	12,942,125	-	-	12,942,125
Fund Balances:				
Restricted	214,872,093	35,168,016	3,056,387	253,096,496
Unassigned	(6,845,293)	-	-	(6,845,293)
Total Fund Balances	208,026,800	35,168,016	3,056,387	246,251,203
Total Liabilities, Deferred Inflows of Resources and Fund Balances	$ 252,516,978	$ 35,200,236	$ 3,565,113	$ 291,282,327

City of Palmdale
Combining Statement of Revenues, Expenditures and Changes in Fund Balances
Nonmajor Governmental Funds
Year Ended June 30, 2024

		Debt Service Funds	Capital Projects Fund	
	Non-Major Special Revenue Funds	Palmdale Financing Authority	CFD/Assessment Districts	Total Nonmajor Governmental Funds
Revenues:				
Other Taxes	$ 5,433,884	$ -	$ -	$ 5,433,884
Subventions and Grants	24,514,011	-	-	24,514,011
Park Development Fees	677,938	-	-	677,938
Licenses and Permits	94,444	-	-	94,444
Fines and Forfeitures	281,659	-	-	281,659
Special Assessments	22,641,329	-	-	22,641,329
Charges for Current Services	2,786,186	-	-	2,786,186
Drainage Fees	5,085,662	-	-	5,085,662
Traffic Impact Fees	2,025,899	-	-	2,025,899
Facilities Impact Fees	2,028,686	-	-	2,028,686
Interfund Interest	83,962	-	-	83,962
Interest	5,028,700	124,192	135,302	5,288,194
Net Increase (Decrease) in Fair Value of Investments	3,026,152	-	53	3,026,205
Developer Contributions	40,941	-	-	40,941
State Contributions	3,219,305	-	-	3,219,305
Other Agency Contributions	34,852	-	-	34,852
County Contributions	158,083	-	-	158,083
Other Revenue	431,879	-	-	431,879
Total Revenues	77,593,572	124,192	135,355	77,853,119
Expenditures:				
Current:				
General Government	1,662,924	-	936	1,663,860
Public Safety	679,803	-	-	679,803
Public Services	16,300,853	-	750	16,301,603
Community Development	2,158,474	-	-	2,158,474
Cultural and Recreational	2,136,884	-	-	2,136,884
Health and Welfare	287,607	-	-	287,607
Capital Outlay	21,431,711	-	-	21,431,711
Debt Service:				
Principal	1,060,997	2,808,546	-	3,869,543
Interest	224,948	2,080,089	-	2,305,037
Interfund Interest	203,562	-	-	203,562
Cost of Issuance	-	1,048,943	-	1,048,943
Total Expenditures	46,147,763	5,937,578	1,686	52,087,027
Excess (Deficiency) of Revenues Over Expenditures	31,445,809	(5,813,386)	133,669	25,766,092
Other Financing Sources (Uses):				
Issuance of Long-term Debt	-	37,160,000	-	37,160,000
Transfers In	5,034,960	3,768,607	-	8,803,567
Transfers Out	(9,267,352)	-	-	(9,267,352)
Premium on Issuance of Long-term Debt	-	59,130	-	59,130
Refunding Debt	-	3,770,000	-	3,770,000
Payment to Refunding Bond Escrow Agent	-	(3,776,459)	-	(3,776,459)
Total Other Financing Sources (Uses)	(4,232,392)	40,981,278	-	36,748,886
Net Change in Fund Balances	27,213,417	35,167,892	133,669	62,514,978
Fund Balances (Deficit) - Beginning of Year, as Previously Reported	183,534,217	124	2,922,718	186,457,059
Restatement of Fund Balance to Establish New Fund	(2,720,834)	-	-	(2,720,834)
Fund Balances (Deficit) - Beginning of Year, Restated	180,813,383	124	2,922,718	183,736,225
Fund Balances (Deficit) - End of Year	$ 208,026,800	$ 35,168,016	$ 3,056,387	$ 246,251,203

City of Palmdale
Combining Balance Sheet
Nonmajor Special Revenue Funds
June 30, 2024

	Air Quality Improvement Fund	Community Development Block Grant	Citywide Maintenance and Services	Drainage Funds	Drainage Benefit Assmnt Dist
Assets:					
Cash	$ -	$ -	$ -	$ -	$ -
Investments	330,325	2,062,152	156,812	11,683,401	1,546,249
Receivables:					
Accounts Receivable	26,531	35,791	729	54,571	7,192
Property Tax Receivable	-	-	-	-	907
Due from Other Funds	-	62	-	-	-
Notes and Liens	-	2,013,548	-	-	-
Advances Due from Other Funds	-	-	-	3,800,000	-
Restricted Assets:					
Investments	-	-	-	-	-
Total Assets	$ 356,856	$ 4,111,553	$ 157,541	$ 15,537,972	$ 1,554,348
Liabilities, Deferred Inflows of Resources and Fund Balances					
Liabilities:					
Accounts Payable	$ 3,275	$ 118,906	$ -	$ 1,540	$ 2,596
Due to Other Funds	-	-	17,500	18,476	-
Advances Due to Other Funds	-	-	-	-	-
Notes Payable	-	-	-	-	-
Deposits	-	1,755,523	-	-	-
Unearned Revenue	-	-	-	-	-
Total Liabilities	3,275	1,874,429	17,500	20,016	2,596
Deferred Inflows of Resources:					
Unavailable Revenue	-	26,267	-	-	-
Total Deferred Inflows of Resources	-	26,267	-	-	-
Fund Balances:					
Restricted	353,581	2,210,857	140,041	15,517,956	1,551,752
Unassigned	-	-	-	-	-
Total Fund Balances	353,581	2,210,857	140,041	15,517,956	1,551,752
Total Liabilities, Deferred Inflows of Resources and Fund Balances	$ 356,856	$ 4,111,553	$ 157,541	$ 15,537,972	$ 1,554,348

City of Palmdale
Combining Balance Sheet
Nonmajor Special Revenue Funds
June 30, 2024

Enhanced Infrastructure Financing District	Federal Funds	Federal Home Program	Federal Jobs Programs	Federal Home ARP Fund	Fire Facilities Impact	Gas Tax
$ -	$ -	$ -	$ -	$ -	$ -	$ -
708,877	260	539,416	-	-	10,361,629	12,961,267
3,290	5,172,562	2,930,635	59,006	-	48,411	466,171
3,838	-	-	-	-	-	-
-	-	-	-	-	-	-
-	-	7,670,389	-	-	-	-
-	-	-	-	-	-	-
-	-	-	-	-	-	-
$ 716,005	$ 5,172,822	$ 11,140,440	$ 59,006	$ -	$ 10,410,040	$ 13,427,438
$ -	$ 679,582	$ 13,813	$ 7,433	$ -	$ -	$ 201,738
-	4,868,375	50	64,640	2,140	-	-
-	-	-	-	-	-	-
-	-	-	-	-	-	-
-	947	-	-	-	-	-
-	-	-	-	-	-	-
-	5,548,904	13,863	72,073	2,140	-	201,738
-	5,181,832	3,086,226	-	-	-	-
-	5,181,832	3,086,226	-	-	-	-
716,005	-	8,040,351	-	-	10,410,040	13,225,700
-	(5,557,914)	-	(13,067)	(2,140)	-	-
716,005	(5,557,914)	8,040,351	(13,067)	(2,140)	10,410,040	13,225,700
$ 716,005	$ 5,172,822	$ 11,140,440	$ 59,006	$ -	$ 10,410,040	$ 13,427,438

City of Palmdale
Combining Balance Sheet
Nonmajor Special Revenue Funds
June 30, 2024

	Housing Authority	Landscape Maintenance	Local Transportation Article 3	Measure A LA County Parks	Measure R
Assets:					
Cash	$ -	$ -	$ -	$ -	$ -
Investments	254,166	15,902,767	2,575	-	7,904,099
Receivables:					
Accounts Receivable	49,039	78,116	13	-	1,620,509
Property Tax Receivable	-	67,094	-	-	-
Due from Other Funds	-	-	-	-	-
Notes and Liens	800,000	-	-	-	-
Advances Due from Other Funds	-	-	-	-	-
Restricted Assets:					
Investments	400,000	-	-	-	-
Total Assets	$ 1,503,205	$ 16,047,977	$ 2,588	$ -	$ 9,524,608
Liabilities, Deferred Inflows of Resources and Fund Balances					
Liabilities:					
Accounts Payable	$ 1,061	$ 712,732	$ -	$ -	$ 261,862
Due to Other Funds	-	-	-	6,350	8,003,561
Advances Due to Other Funds	-	-	-	-	-
Notes Payable	-	-	-	-	3,305
Deposits	1,000	-	-	-	-
Unearned Revenue	-	-	-	-	-
Total Liabilities	2,061	712,732	-	6,350	8,268,728
Deferred Inflows of Resources:					
Unavailable Revenue	-	-	-	-	1,754,978
Total Deferred Inflows of Resources	-	-	-	-	1,754,978
Fund Balances:					
Restricted	1,501,144	15,335,245	2,588	-	-
Unassigned	-	-	-	(6,350)	(499,098)
Total Fund Balances	1,501,144	15,335,245	2,588	(6,350)	(499,098)
Total Liabilities, Deferred Inflows of Resources and Fund Balances	$ 1,503,205	$ 16,047,977	$ 2,588	$ -	$ 9,524,608

City of Palmdale
Combining Balance Sheet
Nonmajor Special Revenue Funds
June 30, 2024

Measure R Local Return	Measure M	Measure M Local Return	Misc Grants/ Developer Contributions	Park Assessments	Park Development
$ -	$ -	$ -	$ -	$ -	$ -
13,079,778	123,620	11,574,021	2,910,477	3,049,092	9,702,169
81,089	323,633	54,343	468,764	16,652	45,750
-	-	-	-	36,268	-
-	-	-	-	-	-
-	-	-	-	-	-
-	-	-	-	-	-
-	-	-	-	-	-
$ 13,160,867	$ 447,253	$ 11,628,364	$ 3,379,241	$ 3,102,012	$ 9,747,919
$ 26,951	$ 70,279	$ 441,683	$ 29,637	$ 199,297	$ 1,601,678
-	219,206	-	-	-	-
-	-	-	-	-	5,000,000
-	-	-	-	-	-
-	-	-	-	-	-
-	-	-	124,639	-	-
26,951	289,485	441,683	154,276	199,297	6,601,678
-	299,078	-	1,610,104	-	-
-	299,078	-	1,610,104	-	-
13,133,916	-	11,186,681	1,614,861	2,902,715	3,146,241
-	(141,310)	-	-	-	-
13,133,916	(141,310)	11,186,681	1,614,861	2,902,715	3,146,241
$ 13,160,867	$ 447,253	$ 11,628,364	$ 3,379,241	$ 3,102,012	$ 9,747,919

City of Palmdale
Combining Balance Sheet
Nonmajor Special Revenue Funds
June 30, 2024

	Proposition A	Proposition C	Prop C Local Return	Public Facilities Fund	Public Safety
Assets:					
Cash	$ -	$ -	$ -	$ -	$ -
Investments	11,576,610	865,013	16,599,728	2,124,977	1,901,757
Receivables:					
Accounts Receivable	53,692	985,645	79,967	9,856	10,075
Property Tax Receivable	-	-	-	-	-
Due from Other Funds	-	-	-	-	-
Notes and Liens	-	-	-	-	-
Advances Due from Other Funds	-	-	-	-	-
Restricted Assets:					
Investments	-	-	-	-	-
Total Assets	$ 11,630,302	$ 1,850,658	$ 16,679,695	$ 2,134,833	$ 1,911,832
Liabilities, Deferred Inflows of Resources and Fund Balances					
Liabilities:					
Accounts Payable	$ 246,309	$ 72,462	$ 14,412	$ 1,150	$ -
Due to Other Funds	-	-	-	-	-
Advances Due to Other Funds	-	-	-	-	-
Notes Payable	-	-	-	-	-
Deposits	-	-	-	-	-
Unearned Revenue	-	-	-	-	-
Total Liabilities	246,309	72,462	14,412	1,150	-
Deferred Inflows of Resources:					
Unavailable Revenue	-	983,640	-	-	-
Total Deferred Inflows of Resources	-	983,640	-	-	-
Fund Balances:					
Restricted	11,383,993	794,556	16,665,283	2,133,683	1,911,832
Unassigned	-	-	-	-	-
Total Fund Balances	11,383,993	794,556	16,665,283	2,133,683	1,911,832
Total Liabilities, Deferred Inflows of Resources and Fund Balances	$ 11,630,302	$ 1,850,658	$ 16,679,695	$ 2,134,833	$ 1,911,832

City of Palmdale
Combining Balance Sheet
Nonmajor Special Revenue Funds
June 30, 2024

Road Maintenance and Rehab	SAVES	Sewer Maintenance Assmnt Dist	Sewer Upgrade	States Grants Fund	Street Lighting Assmnt Dist	Traffic Impact	Communications PEG
$ -	$ -	$ -	$ -	$ -	$ -	$ -	$ -
11,170,673	-	38,441,787	487,587	1,524,925	22,807,147	2,590,902	782,136
51,809	-	181,308	2,262	8,971	108,609	16,043	50,892
-	-	52,132	-	-	123,720	-	-
-	-	-	-	-	-	-	-
-	-	-	-	-	-	-	-
-	-	-	-	-	-	-	-
-	-	-	-	-	-	-	-
$ 11,222,482	$ -	$ 38,675,227	$ 489,849	$ 1,533,896	$23,039,476	$ 2,606,945	$ 833,028
$ 162,379	$ -	$ 84,391	$ 255	$ 171,060	$ 199,121	$ -	$ -
-	8,511	-	-	-	-	-	-
-	-	3,800,000	-	-	-	-	-
-	-	-	-	-	-	-	-
-	-	43,502	-	1,979,739	-	-	-
-	-	-	-	-	-	-	-
162,379	8,511	3,927,893	255	2,150,799	199,121	-	-
-	-	-	-	-	-	-	-
-	-	-	-	-	-	-	-
11,060,103	-	34,747,334	489,594	-	22,840,355	2,606,945	833,028
-	(8,511)	-	-	(616,903)	-	-	-
11,060,103	(8,511)	34,747,334	489,594	(616,903)	22,840,355	2,606,945	833,028
$ 11,222,482	$ -	$ 38,675,227	$ 489,849	$ 1,533,896	$23,039,476	$ 2,606,945	$ 833,028

City of Palmdale
Combining Balance Sheet
Nonmajor Special Revenue Funds
June 30, 2024

	Solid Waste	Palmdale Community Foundation	Water Park	Public Art	Total Special Revenue Funds
Assets:					
Cash	$ -	$ 271,962	$ -	$ -	$ 271,962
Investments	1,387,847	-	5,162,008	1,866,216	224,142,465
Receivables:					
Accounts Receivable	6,437	10,000	7,575	8,655	13,134,593
Property Tax Receivable	-	-	-	-	283,959
Due from Other Funds	-	-	-	-	62
Notes and Liens	-	-	-	-	10,483,937
Advances Due from Other Funds	-	-	-	-	3,800,000
Restricted Assets:					
Investments	-	-	-	-	400,000
Total Assets	$ 1,394,284	$ 281,962	$ 5,169,583	$ 1,874,871	$ 252,516,978
Liabilities, Deferred Inflows of Resources and Fund Balances					
Liabilities:					
Accounts Payable	$ 30,825	$ -	$ 237,939	$ 1,500	$ 5,595,866
Due to Other Funds	-	34,358	-	-	13,243,167
Advances Due to Other Funds	-	-	-	-	8,800,000
Notes Payable	-	-	-	-	3,305
Deposits	-	365	-	-	3,781,076
Unearned Revenue	-	-	-	-	124,639
Total Liabilities	30,825	34,723	237,939	1,500	31,548,053
Deferred Inflows of Resources:					
Unavailable Revenue	-	-	-	-	12,942,125
Total Deferred Inflows of Resources	-	-	-	-	12,942,125
Fund Balances:					
Restricted	1,363,459	247,239	4,931,644	1,873,371	214,872,093
Unassigned	-	-	-	-	(6,845,293)
Total Fund Balances	1,363,459	247,239	4,931,644	1,873,371	208,026,800
Total Liabilities, Deferred Inflows of Resources and Fund Balances	$ 1,394,284	$ 281,962	$ 5,169,583	$ 1,874,871	$ 252,516,978

City of Palmdale
Combining Statement of Revenues, Expenditures and Changes in Fund Balances
Nonmajor Special Revenue Funds
June 30, 2024

	Air Quality Improvement Fund	Community Development Block Grant	Citywide Maintenance and Services	Drainage Funds	Drainage Benefit Assmnt Dist
Revenues:					
Other Taxes	$ -	$ -	$ -	$ -	$ -
Subventions and Grants	32,586	1,153,468	-	-	-
Park Development Fees	-	-	-	-	-
Licenses and Permits	-	-	-	-	-
Fines and Forfeitures	-	-	-	-	-
Special Assessments	-	-	157,436	-	145,870
Charges for Current Services	-	-	-	-	-
Drainage Fees	-	-	-	5,085,662	-
Traffic Impact Fees	-	-	-	-	-
Facilities Impact Fees	-	-	-	-	-
Interfund Interest	-	-	-	83,962	-
Interest	7,211	79,144	3,423	256,841	33,775
Net Increase (Decrease) in Fair Value of Investments	4,412	27,547	2,095	157,174	20,655
Developer Contributions	-	-	-	-	-
State Contributions	-	-	-	-	-
Other Agency Contributions	-	-	-	-	-
County Contributions	-	-	-	-	-
Other Revenue	-	-	-	-	-
Total Revenues	44,209	1,260,159	162,954	5,583,639	200,300
Expenditures:					
Current:					
General Government	-	-	22,913	-	-
Public Safety	-	5,320	-	-	-
Public Services	-	1,172	-	-	26,515
Community Development	-	531,535	-	-	-
Cultural and Recreational	-	-	-	-	-
Health and Welfare	-	218,340	-	-	-
Capital Outlay	3,275	108,495	-	201,090	-
Debt Service:					
Principal	-	299,000	-	-	-
Interest	-	22,874	-	-	-
Interfund Interest	-	-	-	83,962	-
Total Expenditures	3,275	1,186,736	22,913	285,052	26,515
Excess (Deficiency) of Revenues Over Expenditures	40,934	73,423	140,041	5,298,587	173,785
Other Financing Sources (Uses):					
Transfers In	-	-	-	-	-
Transfers Out	-	-	-	(82,100)	-
Total Other Financing Sources (Uses)	-	-	-	(82,100)	-
Net Change in Fund Balances	40,934	73,423	140,041	5,216,487	173,785
Fund Balances (Deficit) - Beginning of Year	312,647	2,137,434	-	10,301,469	1,377,967
Restatement of Fund Balance to Establish New Fund	-	-	-	-	-
Fund Balances (Deficit) - Beginning of Year, Restated	312,647	2,137,434	-	10,301,469	1,377,967
Fund Balances (Deficit) - End of Year	$ 353,581	$ 2,210,857	$ 140,041	$ 15,517,956	$ 1,551,752

City of Palmdale
Combining Statement of Revenues, Expenditures and Changes in Fund Balances
Nonmajor Special Revenue Funds
June 30, 2024

Enhanced Infrastructure Financing District	Federal Funds	Federal Home Program	Federal Jobs Programs	Federal Home ARP Fund	Fire Facilities Impact	Gas Tax
$ -	$ -	$ -	$ -	$ -	$ -	$ 4,556,678
-	2,541,253	266,975	-	-	-	-
-	-	-	-	-	-	-
-	-	-	-	-	-	-
-	-	-	-	-	-	-
393,285	-	-	-	-	-	-
-	-	-	-	-	-	-
-	-	-	-	-	-	-
-	-	-	-	-	-	-
-	-	-	-	-	1,474,428	-
-	-	-	-	-	-	-
15,487	-	55,742	-	-	226,540	257,897
9,477	-	7,206	-	-	138,413	175,395
-	-	-	-	-	-	-
-	-	-	-	-	-	-
-	-	-	-	-	-	-
-	-	-	-	-	-	117,111
-	-	-	62,506	-	-	-
418,249	2,541,253	329,923	62,506	-	1,839,381	5,107,081
-	-	-	-	-	73,721	77,330
-	-	-	-	-	-	-
-	15,008	-	57,561	-	-	18,739
-	-	188,066	-	785	-	-
-	-	-	-	-	-	-
-	-	-	-	-	-	-
-	7,556,317	-	-	-	-	428,315
-	-	-	-	-	-	-
-	-	-	-	-	-	-
-	-	-	-	-	-	-
-	7,571,325	188,066	57,561	785	73,721	524,384
418,249	(5,030,072)	141,857	4,945	(785)	1,765,660	4,582,697
-	-	-	-	-	-	-
-	(141,545)	-	-	-	-	(160,874)
-	(141,545)	-	-	-	-	(160,874)
418,249	(5,171,617)	141,857	4,945	(785)	1,765,660	4,421,823
297,756	(386,297)	7,898,494	(18,012)	(1,355)	8,644,380	8,803,877
-	-	-	-	-	-	-
297,756	(386,297)	7,898,494	(18,012)	(1,355)	8,644,380	8,803,877
$ 716,005	$ (5,557,914)	$ 8,040,351	$ (13,067)	$ (2,140)	$ 10,410,040	$ 13,225,700

City of Palmdale
Combining Statement of Revenues, Expenditures and Changes in Fund Balances
Nonmajor Special Revenue Funds
June 30, 2024

	Housing Authority	Landscape Maintenance	Local Transportation Article 3	Local Transportation Article 8	Measure A LA County Parks
Revenues:					
Other Taxes	$ -	$ -	$ -	$ -	$ -
Subventions and Grants	-	-	21,005	-	-
Park Development Fees	-	-	-	-	-
Licenses and Permits	-	-	-	-	-
Fines and Forfeitures	-	11,200	-	-	-
Special Assessments	-	7,283,569	-	-	-
Charges for Current Services	64,318	-	-	-	-
Drainage Fees	-	-	-	-	-
Traffic Impact Fees	-	-	-	-	-
Facilities Impact Fees	-	-	-	-	-
Interfund Interest	-	-	-	-	-
Interest	14,280	349,308	56	-	-
Net Increase (Decrease) in Fair Value of Investments	8,739	210,724	35	-	-
Developer Contributions	-	17,863	-	-	-
State Contributions	-	-	-	-	-
Other Agency Contributions	-	-	-	-	-
County Contributions	-	-	-	-	-
Other Revenue	-	-	-	-	-
Total Revenues	87,337	7,872,664	21,096	-	-
Expenditures:					
Current:					
General Government	-	47,216	-	-	-
Public Safety	-	-	-	-	-
Public Services	-	6,473,998	-	-	-
Community Development	42,634	-	-	-	-
Cultural and Recreational	-	-	-	-	-
Health and Welfare	-	-	-	-	-
Capital Outlay	-	8,035	15,755	-	-
Debt Service:					
Principal	-	-	-	-	-
Interest	-	-	-	-	-
Interfund Interest	-	-	-	-	-
Total Expenditures	42,634	6,529,249	15,755	-	-
Excess (Deficiency) of Revenues Over Expenditures	44,703	1,343,415	5,341	-	-
Other Financing Sources (Uses):					
Transfers In	-	-	-	-	-
Transfers Out	-	(30,000)	-	-	-
Total Other Financing Sources (Uses)	-	(30,000)	-	-	-
Net Change in Fund Balances	44,703	1,313,415	5,341	-	-
Fund Balances (Deficit) - Beginning of Year	1,456,441	14,021,830	(2,753)	2,720,834	(6,350)
Restatement of Fund Balance to Establish New Fund	-	-	-	(2,720,834)	-
Fund Balances (Deficit) - Beginning of Year, Restated	1,456,441	14,021,830	(2,753)	-	(6,350)
Fund Balances (Deficit) - End of Year	$ 1,501,144	$ 15,335,245	$ 2,588	$ -	$ (6,350)

City of Palmdale
Combining Statement of Revenues, Expenditures and Changes in Fund Balances
Nonmajor Special Revenue Funds
June 30, 2024

Measure R	Measure R Local Return	Measure M	Measure M Local Return	Misc Grants/ Developer Contributions	Park Assessments	Park Development
$ -	$ -	$ -	$ -	$ -	$ -	$ -
644,960	2,760,541	1,001,341	3,117,238	-	-	-
-	-	-	-	-	-	677,938
-	-	-	-	-	-	-
-	-	-	-	-	-	-
-	-	-	-	-	3,047,452	-
-	-	-	-	-	-	-
-	-	-	-	-	-	-
-	-	-	-	-	-	-
-	-	-	-	-	-	-
-	-	-	-	-	-	-
79,637	381,656	-	255,774	83,109	78,151	215,327
47,175	233,549	-	156,518	38,814	47,788	131,766
-	-	-	-	-	-	-
-	-	-	-	-	-	-
-	-	-	-	34,852	-	-
-	-	-	-	40,972	-	-
-	-	-	-	177,219	-	-
771,772	3,375,746	1,001,341	3,529,530	374,966	3,173,391	1,025,031
-	-	-	-	1,276,997	51,817	-
-	-	-	-	124,469	-	-
37,301	77,026	19,622	18,172	15,970	-	99,366
-	-	-	-	-	-	-
-	-	-	-	91,478	22,003	-
-	-	-	-	-	-	-
1,248,567	72,818	1,241,161	1,751,911	102,163	393,921	5,004,898
-	-	-	-	-	-	-
-	-	-	-	-	-	-
-	-	-	-	-	-	119,600
1,285,868	149,844	1,260,783	1,770,083	1,611,077	467,741	5,223,864
(514,096)	3,225,902	(259,442)	1,759,447	(1,236,111)	2,705,650	(4,198,833)
4,372,536	-	123,620	-	-	-	-
-	(4,372,536)	-	(123,620)	-	(2,600,350)	-
4,372,536	(4,372,536)	123,620	(123,620)	-	(2,600,350)	-
3,858,440	(1,146,634)	(135,822)	1,635,827	(1,236,111)	105,300	(4,198,833)
(4,357,538)	14,280,550	(5,488)	9,550,854	2,850,972	2,797,415	7,345,074
-	-	-	-	-	-	-
(4,357,538)	14,280,550	(5,488)	9,550,854	2,850,972	2,797,415	7,345,074
$ (499,098)	$ 13,133,916	$ (141,310)	$ 11,186,681	$ 1,614,861	$ 2,902,715	$ 3,146,241

City of Palmdale
Combining Statement of Revenues, Expenditures and Changes in Fund Balances
Nonmajor Special Revenue Funds
June 30, 2024

	Proposition A	Proposition C	Prop C Local Return	Public Facilities Fund	Public Safety
Revenues:					
Other Taxes	$ -	$ -	$ -	$ -	$ -
Subventions and Grants	4,438,789	102,867	3,681,873	-	480,729
Park Development Fees	-	-	-	-	-
Licenses and Permits	-	-	-	-	-
Fines and Forfeitures	-	-	-	-	270,459
Special Assessments	-	-	-	-	-
Charges for Current Services	-	-	-	-	-
Drainage Fees	-	-	-	-	-
Traffic Impact Fees	-	-	-	-	-
Facilities Impact Fees	-	-	-	554,258	-
Interfund Interest	-	-	-	-	-
Interest	252,710	18,916	376,375	46,387	47,418
Net Increase (Decrease) in Fair Value of Investments	154,642	11,576	230,317	28,388	29,017
Developer Contributions	-	-	-	-	-
State Contributions	-	-	-	-	-
Other Agency Contributions	-	-	-	-	-
County Contributions	-	-	-	-	-
Other Revenue	-	-	-	-	-
Total Revenues	4,846,141	133,359	4,288,565	629,033	827,623
Expenditures:					
Current:					
General Government	-	-	-	-	-
Public Safety	545,087	-	-	-	-
Public Services	2,411,573	19,731	93,930	-	-
Community Development	-	-	-	-	-
Cultural and Recreational	-	-	-	-	-
Health and Welfare	-	-	-	-	-
Capital Outlay	469,511	80,375	287,203	187,519	-
Debt Service:					
Principal	-	-	-	-	-
Interest	-	-	-	-	-
Interfund Interest	-	-	-	-	-
Total Expenditures	3,426,171	100,106	381,133	187,519	-
Excess (Deficiency) of Revenues Over Expenditures	1,419,970	33,253	3,907,432	441,514	827,623
Other Financing Sources (Uses):					
Transfers In	-	-	-	-	-
Transfers Out	-	-	(579,868)	-	(270,459)
Total Other Financing Sources (Uses)	-	-	(579,868)	-	(270,459)
Net Change in Fund Balances	1,419,970	33,253	3,327,564	441,514	557,164
Fund Balances (Deficit) - Beginning of Year	9,964,023	761,303	13,337,719	1,692,169	1,354,668
Restatement of Fund Balance to Establish New Fund	-	-	-	-	-
Fund Balances (Deficit) - Beginning of Year, Restated	9,964,023	761,303	13,337,719	1,692,169	1,354,668
Fund Balances (Deficit) - End of Year	$ 11,383,993	$ 794,556	$ 16,665,283	$ 2,133,683	$ 1,911,832

City of Palmdale
Combining Statement of Revenues, Expenditures and Changes in Fund Balances
Nonmajor Special Revenue Funds
June 30, 2024

Road Maintenance and Rehab	SAVES	Sewer Maintenance Assmnt Dist	Sewer Upgrade	States Grants Fund	Street Lighting Assmnt Dist	Traffic Impact	Communications PEG
$ -	$ -	$ -	$ -	$ -	$ 712,469	$ -	$ 164,737
4,270,386	-	-	-	-	-	-	-
-	-	-	-	-	-	-	-
-	-	94,444	-	-	-	-	-
-	-	-	-	-	-	-	-
-	-	6,166,439	-	-	5,447,278	-	-
-	-	-	-	-	-	-	-
-	-	-	-	-	-	-	-
-	-	-	-	-	-	2,025,899	-
-	-	-	-	-	-	-	-
-	-	-	-	-	-	-	-
243,849	-	837,637	10,644	35,318	500,952	75,509	17,074
149,220	-	511,388	6,512	20,473	304,863	46,207	10,448
-	-	-	-	-	23,078	-	-
-	-	-	-	2,739,836	-	-	-
-	-	-	-	-	-	-	-
-	-	-	-	-	-	-	-
-	-	-	-	-	-	-	-
4,663,455	-	7,609,908	17,156	2,795,627	6,988,640	2,147,615	192,259
-	-	-	-	-	-	-	112,930
-	-	-	-	4,927	-	-	-
34,512	-	2,754,131	137	19,570	3,497,021	16,805	-
-	-	-	-	1,395,454	-	-	-
-	-	-	-	-	-	-	-
-	-	-	-	-	-	-	-
1,046,705	-	245,126	9,520	815,711	-	150,970	-
-	-	-	-	-	761,997	-	-
-	-	-	-	-	202,074	-	-
-	-	-	-	-	-	-	-
1,081,217	-	2,999,257	9,657	2,235,662	4,461,092	167,775	112,930
3,582,238	-	4,610,651	7,499	559,965	2,527,548	1,979,840	79,329
-	-	-	-	-	-	-	-
-	-	(30,000)	-	-	(15,000)	(861,000)	-
-	-	(30,000)	-	-	(15,000)	(861,000)	-
3,582,238	-	4,580,651	7,499	559,965	2,512,548	1,118,840	79,329
7,477,865	(8,511)	30,166,683	482,095	(1,176,868)	20,327,807	1,488,105	753,699
-	-	-	-	-	-	-	-
7,477,865	(8,511)	30,166,683	482,095	(1,176,868)	20,327,807	1,488,105	753,699
$ 11,060,103	$ (8,511)	$ 34,747,334	$ 489,594	$ (616,903)	$22,840,355	$ 2,606,945	$ 833,028

City of Palmdale
Combining Statement of Revenues, Expenditures and Changes in Fund Balances
Nonmajor Special Revenue Funds
June 30, 2024

	Solid Waste	Palmdale Community Foundation	Water Park	Public Art	Total Special Revenue Funds
Revenues:					
Other Taxes	$ -	$ -	$ -	$ -	$ 5,433,884
Subventions and Grants	-	-	-	-	24,514,011
Park Development Fees	-	-	-	-	677,938
Licenses and Permits	-	-	-	-	94,444
Fines and Forfeitures	-	-	-	-	281,659
Special Assessments	-	-	-	-	22,641,329
Charges for Current Services	350,397	-	2,034,871	336,600	2,786,186
Drainage Fees	-	-	-	-	5,085,662
Traffic Impact Fees	-	-	-	-	2,025,899
Facilities Impact Fees	-	-	-	-	2,028,686
Interfund Interest	-	-	-	-	83,962
Interest	30,296	-	101,519	40,738	5,028,700
Net Increase (Decrease) in Fair Value of Investments	18,539	-	62,151	24,929	3,026,152
Developer Contributions	-	-	-	-	40,941
State Contributions	479,469	-	-	-	3,219,305
Other Agency Contributions	-	-	-	-	34,852
County Contributions	-	-	-	-	158,083
Other Revenue	-	57,716	134,438	-	431,879
Total Revenues	878,701	57,716	2,332,979	402,267	77,593,572
Expenditures:					
Current:					
General Government	-	-	-	-	1,662,924
Public Safety	-	-	-	-	679,803
Public Services	592,993	-	-	-	16,300,853
Community Development	-	-	-	-	2,158,474
Cultural and Recreational	-	-	2,005,227	18,176	2,136,884
Health and Welfare	-	69,267	-	-	287,607
Capital Outlay	-	-	-	2,350	21,431,711
Debt Service:					
Principal	-	-	-	-	1,060,997
Interest	-	-	-	-	224,948
Interfund Interest	-	-	-	-	203,562
Total Expenditures	592,993	69,267	2,005,227	20,526	46,147,763
Excess (Deficiency) of Revenues Over Expenditures	285,708	(11,551)	327,752	381,741	31,445,809
Other Financing Sources (Uses):					
Transfers In	-	22,304	516,500	-	5,034,960
Transfers Out	-	-	-	-	(9,267,352)
Total Other Financing Sources (Uses)	-	22,304	516,500	-	(4,232,392)
Net Change in Fund Balances	285,708	10,753	844,252	381,741	27,213,417
Fund Balances (Deficit) - Beginning of Year	1,077,751	236,486	4,087,392	1,491,630	183,534,217
Restatement of Fund Balance to Establish New Fund	-	-	-	-	(2,720,834)
Fund Balances (Deficit) - Beginning of Year, Restated	1,077,751	236,486	4,087,392	1,491,630	180,813,383
Fund Balances (Deficit) - End of Year	$ 1,363,459	$ 247,239	$ 4,931,644	$ 1,873,371	$ 208,026,800

City of Palmdale

Schedule of Revenues, Expenditures and Changes in Fund Balance - Budget and Actual
Air Quality Improvement Fund - Special Revenue Funds
Year Ended June 30, 2024

	Budgeted Amounts			Variance with Final Budget -
	Original	Final	Actual Amounts	Positive (Negative)
Revenues:				
Subventions and Grants	$ 220,000	$ 10,320	$ 32,586	$ 22,266
Interest	-	-	7,211	7,211
Net Increase (Decrease) in Fair Value of Investments	-	-	4,412	4,412
Total revenues	220,000	10,320	44,209	33,889
Expenditures:				
Capital Outlay	220,000	3,270	3,275	(5)
Total Expenditures	220,000	3,270	3,275	(5)
Excess (Deficiency) of Revenues Over (Under) Expenditures	-	7,050	40,934	33,884
Net Change in Fund Balance	-	7,050	40,934	33,884
Fund Balance (Deficit) - Beginning of Year	312,647	312,647	312,647	-
Fund Balance (Deficit) - End of Year	$ 312,647	$ 319,697	$ 353,581	$ 33,884

City of Palmdale

Schedule of Revenues, Expenditures and Changes in Fund Balance - Budget and Actual
Community Development Block Grant - Special Revenue Funds
Year Ended June 30, 2024

	Budgeted Amounts			Variance with Final Budget -
	Original	Final	Actual Amounts	Positive (Negative)
Revenues:				
Subventions and Grants	$ 3,706,630	$ 1,344,020	$ 1,153,468	$ (190,552)
Interest	-	31,480	79,144	47,664
Net Increase (Decrease) in Fair Value of Investments	-	-	27,547	27,547
Total Revenues	3,706,630	1,375,500	1,260,159	(115,341)
Expenditures:				
Current:				
Public Safety	-	-	5,320	(5,320)
Public Services	-	-	1,170	(1,170)
Community Development	447,290	726,190	531,535	194,655
Health and Welfare	223,020	209,600	218,340	(8,740)
Capital Outlay	4,325,000	130,000	108,495	21,505
Debt Service:				
Principal	299,000	299,000	299,000	-
Interest	22,870	22,880	22,874	6
Total Expenditures	5,317,180	1,387,670	1,186,734	200,936
Excess (Deficiency) of Revenues Over (Under) Expenditures	(1,610,550)	(12,170)	73,425	85,595
Net Change in Fund Balance	(1,610,550)	(12,170)	73,425	85,595
Fund Balance (Deficit) - Beginning of Year	2,137,432	2,137,432	2,137,432	-
Fund Balance (Deficit) - End of Year	$ 526,882	$ 2,125,262	$ 2,210,857	$ 85,595

City of Palmdale

Schedule of Revenues and Expenditures and Changes In Fund Balance - Budget and Actual
Citywide Maintenance and Services
Year Ended June 30, 2024

	Budgeted Amounts			
	Original	Final	Actual Amounts	Variance with Final Budget - Positive (Negative)
Revenues				
Special Assessments	$ -	$ 16,500	$ 157,436	$ 140,936
Interest	-	-	3,423	3,423
Net Increase (Decrease) in Fair Value of Investments	-	-	2,095	2,095
Total Revenues	-	16,500	162,954	146,454
Expenditures				
Current				
General Government	-	16,500	22,913	(6,413)
Total Expenditures	-	16,500	22,913	(6,413)
Excess (Deficiency) of Revenues Over (Under) Expenditures	-	-	140,041	133,628
Net Change in Fund Balance	-	-	140,041	133,628
Fund Balance (Deficit) - Beginning of Year	-	-	-	-
Fund Balance (Deficit) - End of Year	$ -	$ -	$ 140,041	$ 133,628

City of Palmdale
Schedule of Revenues, Expenditures and Changes in Fund Balance - Budget and Actual
Drainage Funds - Special Revenue Funds
Year Ended June 30, 2024

	Budgeted Amounts			Variance with Final Budget -
	Original	Final	Actual Amounts	Positive (Negative)
Revenues:				
Drainage Fees	$ 687,000	$ 5,033,280	$ 5,085,662	$ 52,382
Interfund Interest	-	-	83,962	83,962
Interest	23,000	23,000	256,841	233,841
Net Increase (Decrease) in Fair Value of Investments	-	-	157,174	157,174
Total Revenues	710,000	5,056,280	5,583,639	527,359
Expenditures:				
Current:				
Capital Outlay	3,460,170	330,380	201,090	129,290
Debt Service:				
Interfund Interest	-	50,000	83,962	(33,962)
Total Expenditures	3,460,170	380,380	285,052	95,328
Excess (Deficiency) of Revenues Over (Under) Expenditures	(2,750,170)	4,675,900	5,298,587	622,687
Other Financing Sources (Uses):				
Transfers In	467,300	467,300	-	(467,300)
Transfers Out	(87,900)	(87,900)	(82,100)	5,800
Total Other Financing Sources (Uses)	379,400	379,400	(82,100)	(461,500)
Net Change in Fund Balance	(2,370,770)	5,055,300	5,216,487	161,187
Fund Balance (Deficit) - Beginning of Year	10,301,469	10,301,469	10,301,469	-
Fund Balance (Deficit) - End of Year	$ 7,930,699	$ 15,356,769	$ 15,517,956	$ 161,187

City of Palmdale

Schedule of Revenues, Expenditures and Changes in Fund Balance - Budget and Actual
Drainage Benefit Assmnt Dist - Special Revenue Funds
Year Ended June 30, 2024

	Budgeted Amounts			Variance with Final Budget -
	Original	Final	Actual Amounts	Positive (Negative)
Revenues:				
Special Assessments	$ 144,000	$ 146,700	$ 145,870	$ (830)
Interest	5,000	5,000	33,775	28,775
Net Increase (Decrease) in Fair Value of Investments	-	-	20,655	20,655
Total Revenues	149,000	151,700	200,300	48,600
Expenditures:				
Current:				
Public Services	48,000	48,000	26,517	21,483
Total Expenditures	48,000	48,000	26,517	21,483
Excess (Deficiency) of Revenues Over (Under) Expenditures	101,000	103,700	173,783	70,083
Net Change in Fund Balance	101,000	103,700	173,783	70,083
Fund Balance (Deficit) - Beginning of Year	1,377,969	1,377,969	1,377,969	-
Fund Balance (Deficit) - End of Year	$ 1,478,969	$ 1,481,669	$ 1,551,752	$ 70,083

City of Palmdale

Schedule of Revenues and Expenditures and Changes In fund Balance - Budget and Actual
Enhanced Infrastructure Financing District
Year Ended June 30, 2024

	Budgeted Amounts			
	Original	Final	Actual Amounts	Variance with Final Budget - Positive (Negative)
Revenues				
Special Assessments	$ 300,000	$ 389,040	$ 393,284	$ 4,244
Interest	-	-	15,487	15,487
Net Increase (Decrease) in Fair Value of Investments	-	-	9,477	9,477
Total Revenues	300,000	389,040	418,248	29,208
Expenditures				
Current				
Excess (Deficiency) of Revenues Over (Under) Expenditures	300,000	389,040	418,248	29,208
Net Change in Fund Balance	300,000	389,040	418,248	29,208
Fund Balance (Deficit) - Beginning of Year	297,756	297,756	297,756	-
Fund Balance (Deficit) - End of Year	$ 597,756	$ 686,796	$ 716,004	$ 29,208

City of Palmdale

Schedule of Revenues, Expenditures and Changes in Fund Balance - Budget and Actual
Federal Funds - Special Revenue Funds
Year Ended June 30, 2024

	Budgeted Amounts			Variance with Final Budget -
	Original	Final	Actual Amounts	Positive (Negative)
Revenues:				
Subventions and Grants	$ 16,634,100	$ 13,967,860	$ 2,541,253	$ (11,426,607)
Total Revenues	16,634,100	13,967,860	2,541,253	(11,426,607)
Expenditures:				
Current:				
Public Services	-	-	15,008	(15,008)
Capital Outlay	16,573,970	13,581,560	7,556,317	6,025,243
Total Expenditures	16,573,970	13,581,560	7,571,325	6,010,235
Excess (Deficiency) of Revenues Over (Under) Expenditures	60,130	386,300	(5,030,072)	(5,416,372)
Other Financing Sources (Uses):				
Transfers Out	-	-	(141,545)	(141,545)
Total Other Financing Sources (Uses)	-	-	(141,545)	(141,545)
Net Change in Fund Balance	60,130	386,300	(5,171,617)	(5,557,917)
Fund Balance (Deficit) - Beginning of Year	(386,297)	(386,297)	(386,297)	-
Fund Balance (Deficit) - End of Year	$ (326,167)	$ 3	$ (5,557,914)	$ (5,557,917)

City of Palmdale

Schedule of Revenues, Expenditures and Changes in Fund Balance - Budget and Actual
Federal Home Program - Special Revenue Funds
Year Ended June 30, 2024

	Budgeted Amounts			Variance with Final Budget -
	Original	Final	Actual Amounts	Positive (Negative)
Revenues:				
Subventions and Grants	$ 1,208,000	$ 374,580	$ 266,975	$ (107,605)
Interest	-	-	55,742	55,742
Net Increase (Decrease) in Fair Value of Investments	-	-	7,206	7,206
Total Revenues	1,208,000	374,580	329,923	(44,657)
Expenditures:				
Current:				
Community Development	1,215,830	358,350	188,066	170,284
Total Expenditures	1,215,830	358,350	188,066	170,284
Excess (Deficiency) of Revenues Over (Under) Expenditures	(7,830)	16,230	141,857	125,627
Net Change in Fund Balance	(7,830)	16,230	141,857	125,627
Fund Balance (Deficit) - Beginning of Year	7,898,494	7,898,494	7,898,494	-
Fund Balance (Deficit) - End of Year	$ 7,890,664	$ 7,914,724	$ 8,040,351	$ 125,627

City of Palmdale

Schedule of Revenues, Expenditures and Changes in Fund Balance - Budget and Actual
Federal Jobs Programs - Special Revenue Funds
Year Ended June 30, 2024

	Budgeted Amounts			Variance with Final Budget -
	Original	Final	Actual Amounts	Positive (Negative)
Revenues:				
Other Revenue	$ 64,800	$ 65,200	$ 62,506	$ (2,694)
Total Revenues	64,800	65,200	62,506	(2,694)
Expenditures:				
Current:				
Public Services	86,100	87,500	57,561	29,939
Total Expenditures	86,100	87,500	57,561	29,939
Excess (Deficiency) of Revenues Over (Under) Expenditures	(21,300)	(22,300)	4,945	27,245
Other Financing Sources (Uses):				
Transfers In	29,700	40,320	-	(40,320)
Total Other Financing Sources (Uses)	29,700	40,320	-	(40,320)
Net Change in Fund Balance	8,400	18,020	4,945	(13,075)
Fund Balance (Deficit) - Beginning of Year	(18,012)	(18,012)	(18,012)	-
Fund Balance (Deficit) - End of Year	$ (9,612)	$ 8	$ (13,067)	$ (13,075)

City of Palmdale

Schedule of Revenues and Expenditures and Changes In fund Balance - Budget and Actual
Federal Home ARP Fund - Special Revenue Funds
Year Ended June 30, 2024

	Budgeted Amounts		Actual Amounts	Variance with Final Budget - Positive (Negative)
	Original	Final		
Revenues				
Subventions and Grants	$ 169,290	$ 57,590	$ -	$ (57,590)
Total Revenues	169,290	57,590	-	(57,590)
Expenditures				
Current:				
Community Development	177,860	23,400	785	22,615
Total Expenditures	177,860	23,400	785	22,615
Excess (Deficiency) of Revenues Over (Under) Expenditures	(8,570)	34,190	(785)	(12,360)
Net Change in Fund Balance	(8,570)	34,190	(785)	(12,360)
Fund Balance (Deficit) - Beginning of Year	-	94,760	(1,355)	(96,115)
Fund Balance (Deficit) - End of Year	$ (8,570)	$ 128,950	$ (2,140)	$ (108,475)

City of Palmdale

Schedule of Revenues, Expenditures and Changes in Fund Balance - Budget and Actual
Fire Facilities Impact - Special Revenue Funds
Year Ended June 30, 2024

	Budgeted Amounts			Variance with Final Budget -
	Original	Final	Actual Amounts	Positive (Negative)
Revenues:				
Facilities Impact Fees	$ 650,000	$ 1,524,890	$ 1,474,428	$ (50,462)
Interest	50,000	50,000	226,540	176,540
Net Increase (Decrease) in Fair Value of Investments	-	-	138,413	138,413
Total Revenues	700,000	1,574,890	1,839,381	264,491
Expenditures:				
Current:				
General Government	140,000	65,000	73,721	(8,721)
Total Expenditures	140,000	65,000	73,721	(8,721)
Excess (Deficiency) of Revenues Over (Under) Expenditures	560,000	1,509,890	1,765,660	255,770
Net Change in Fund Balance	560,000	1,509,890	1,765,660	255,770
Fund Balance (Deficit) - Beginning of Year	8,644,380	8,644,380	8,644,380	-
Fund Balance (Deficit) - End of Year	$ 9,204,380	$ 10,154,270	$ 10,410,040	$ 255,770

City of Palmdale
Schedule of Revenues, Expenditures and Changes in Fund Balance - Budget and Actual
Gas Tax - Special Revenue Funds
Year Ended June 30, 2024

	Budgeted Amounts			
	Original	Final	Actual Amounts	Variance with Final Budget - Positive (Negative)
Revenues:				
Other Taxes	$ 4,768,570	$ 4,768,570	$ 4,556,678	$ (211,892)
Interest	100,000	120,000	257,897	137,897
Net Increase (Decrease) in Fair Value of Investments	-	-	175,395	175,395
State Contributions	1,000	1,000	-	(1,000)
County Contributions	180,000	150,000	117,111	(32,889)
Total Revenues	5,049,570	5,039,570	5,107,081	67,511
Expenditures:				
Current:				
General Government	244,790	102,100	77,329	24,771
Public Services	3,186,350	-	18,740	(18,740)
Capital Outlay	11,334,420	7,436,110	428,315	7,007,795
Total Expenditures	14,765,560	7,538,210	524,384	7,013,826
Excess (Deficiency) of Revenues Over (Under) Expenditures	(9,715,990)	(2,498,640)	4,582,697	7,081,337
Other Financing Sources (Uses):				
Transfers Out	(438,700)	(438,700)	(160,874)	277,826
Total Other Financing Sources (Uses)	(438,700)	(438,700)	(160,874)	277,826
Net Change in Fund Balance	(10,154,690)	(2,937,340)	4,421,823	7,359,163
Fund Balance (Deficit) - Beginning of Year	8,803,877	8,803,877	8,803,877	-
Fund Balance (Deficit) - End of Year	$ (1,350,813)	$ 5,866,537	$ 13,225,700	$ 7,359,163

City of Palmdale

Schedule of Revenues, Expenditures and Changes in Fund Balance - Budget and Actual
Housing Authority - Special Revenue Funds
Year Ended June 30, 2024

	Budgeted Amounts			
	Original	Final	Actual Amounts	Variance with Final Budget - Positive (Negative)
Revenues:				
Charges for Current Services	$ 92,250	$ 77,250	$ 64,318	$ (12,932)
Interest	1,500	1,500	14,280	12,780
Net Increase (Decrease) in Fair Value of Investments	-	-	8,739	8,739
Total Revenues	93,750	78,750	87,337	8,587
Expenditures:				
Current:				
Community Development	90,370	71,010	42,634	28,376
Total Expenditures	90,370	71,010	42,634	28,376
Excess (Deficiency) of Revenues Over (Under) Expenditures	3,380	7,740	44,703	36,963
Net Change in Fund Balance	3,380	7,740	44,703	36,963
Fund Balance (Deficit) - Beginning of Year	1,456,441	1,456,441	1,456,441	-
Fund Balance (Deficit) - End of Year	$ 1,459,821	$ 1,464,181	$ 1,501,144	$ 36,963

City of Palmdale

Schedule of Revenues, Expenditures and Changes in Fund Balance - Budget and Actual
Landscape Maintenance - Special Revenue Funds
Year Ended June 30, 2024

	Budgeted Amounts			
	Original	Final	Actual Amounts	Variance with Final Budget - Positive (Negative)
Revenues:				
Fines and Forfeitures	$ 4,000	$ 4,000	$ 11,200	$ 7,200
Special Assessments	7,393,300	7,341,300	7,283,569	(57,731)
Interest	86,700	86,700	349,308	262,608
Net Increase (Decrease) in Fair Value of Investments	-	-	210,724	210,724
Developer Contributions	30,000	30,000	17,863	(12,137)
Other Revenue	3,000	1,000	-	(1,000)
Total Revenues	7,517,000	7,463,000	7,872,664	409,664
Expenditures:				
Current:				
General Government	49,130	70,100	47,216	22,884
Public Services	9,082,050	7,915,650	6,473,998	1,441,652
Capital Outlay	580,760	250,000	8,035	241,965
Total Expenditures	9,711,940	8,235,750	6,529,249	1,706,501
Excess (Deficiency) of Revenues Over (Under) Expenditures	(2,194,940)	(772,750)	1,343,415	2,116,165
Other Financing Sources (Uses):				
Transfers Out	(30,000)	(30,000)	(30,000)	-
Total Other Financing Sources (Uses)	(30,000)	(30,000)	(30,000)	-
Net Change in Fund Balance	(2,224,940)	(802,750)	1,313,415	2,116,165
Fund Balance (Deficit) - Beginning of Year	14,021,830	14,021,830	14,021,830	-
Fund Balance (Deficit) - End of Year	$ 11,796,890	$ 13,219,080	$ 15,335,245	$ 2,116,165

City of Palmdale

Schedule of Revenues, Expenditures and Changes in Fund Balance - Budget and Actual
Local Transportation Article 3 - Special Revenue Funds
Year Ended June 30, 2024

	Budgeted Amounts			Variance with Final Budget -
	Original	Final	Actual Amounts	Positive (Negative)
Revenues:				
Subventions and Grants	$ 195,850	$ 222,760	$ 21,005	$ (201,755)
Interest	-	-	56	56
Net Increase (Decrease) in Fair Value of Investments	-	-	35	35
Total Revenues	195,850	222,760	21,096	(201,664)
Expenditures:				
Current:				
Capital Outlay	150,000	24,150	15,755	8,395
Total Expenditures	150,000	24,150	15,755	8,395
Excess (Deficiency) of Revenues Over (Under) Expenditures	45,850	198,610	5,341	(193,269)
Net Change in Fund Balance	45,850	198,610	5,341	(193,269)
Fund Balance (Deficit) - Beginning of Year	(2,753)	(2,753)	(2,753)	-
Fund Balance (Deficit) - End of Year	$ 43,097	$ 195,857	$ 2,588	$ (193,269)

City of Palmdale

Schedule of Revenues, Expenditures and Changes in Fund Balance - Budget and Actual
Measure A LA County Parks -
Year Ended June 30, 2024

	Budgeted Amounts			Variance with Final Budget -
	Original	Final	Actual Amounts	Positive (Negative)
Revenues:				
Park Development Fees	$ -	$ 555,000	$ -	$ (555,000)
County Contributions	2,671,750	2,042,710	-	(2,042,710)
Total Revenues	2,671,750	2,597,710	-	(2,597,710)
Expenditures:				
Current:				
Capital Outlay	2,387,060	2,591,360	-	2,591,360
Total Expenditures	2,387,060	2,591,360	-	2,591,360
Excess (Deficiency) of Revenues Over (Under) Expenditures	284,690	6,350	-	(6,350)
Net Change in Fund Balance	284,690	6,350	-	(6,350)
Fund Balance (Deficit) - Beginning of Year	389,100	487,060	(6,350)	(493,410)
Fund Balance (Deficit) - End of Year	$ 673,790	$ 493,410	$ (6,350)	$ (499,760)

City of Palmdale
Schedule of Revenues, Expenditures and Changes in Fund Balance - Budget and Actual
Measure R - Special Revenue Funds
Year Ended June 30, 2024

	Budgeted Amounts			Variance with Final Budget -
	Original	Final	Actual Amounts	Positive (Negative)
Revenues:				
Subventions and Grants	$ 73,219,260	$ 4,591,320	$ 644,960	$ (3,946,360)
Interest	25,000	-	79,637	79,637
Net Increase (Decrease) in Fair Value of Investments	-	-	47,175	47,175
Total Revenues	73,244,260	4,591,320	771,772	(3,819,548)
Expenditures:				
Current:				
Public Services	1,186,600	-	37,301	(37,301)
Capital Outlay	72,691,030	4,591,320	1,248,567	3,342,753
Total Expenditures	73,877,630	4,591,320	1,285,868	3,305,452
Excess (Deficiency) of Revenues Over (Under) Expenditures	(633,370)	-	(514,096)	(514,096)
Other Financing Sources (Uses):				
Transfers In	-	-	4,372,536	4,372,536
Total Other Financing Sources (Uses)	-	-	4,372,536	4,372,536
Net Change in Fund Balance	(633,370)	-	3,858,440	3,858,440
Fund Balance (Deficit) - Beginning of Year	(4,357,538)	(4,357,538)	(4,357,538)	-
Prior period	-	-	-	-
Fund Balances (Deficit) - Beginning of Year, Restated	-	-	-	-
Fund Balance (Deficit) - End of Year	$ (4,990,908)	$ (4,357,538)	$ (499,098)	$ 3,858,440

City of Palmdale

Schedule of Revenues and Expenditures and Changes In fund Balance - Budget and Actual
Measure R Local Return
Year Ended June 30, 2024

	Budgeted Amounts			Variance with Final Budget - Positive (Negative)
	Original	Final	Actual Amounts	
Revenues				
Subventions and Grants	$ -	$ 3,009,730	$ 2,760,541	$ (249,189)
Interest	-	25,000	381,656	356,656
Net Increase (Decrease) in Fair Value of Investments	-	-	233,549	233,549
Total Revenues	-	3,034,730	3,375,746	341,016
Expenditures				
Current				
Public Services	-	-	77,026	(77,026)
Capital Outlay	-	1,793,350	72,818	1,720,532
Total Expenditures	-	1,793,350	149,844	1,643,506
Excess (Deficiency) of Revenues Over (Under) Expenditures	-	1,241,380	3,225,902	1,907,496
Other Financing Sources (Uses)				
Transfers Out	-	-	(4,372,536)	(4,372,536)
Total Other Financing Sources (Uses)	-	-	(4,372,536)	(4,372,536)
Net Change in Fund Balance	-	1,241,380	(1,146,634)	(2,465,040)
Fund Balance (Deficit) - Beginning of Year	14,280,550	14,280,550	14,280,550	-
Fund Balances (Deficit) - Beginning of Year, Restated	14,280,550	14,280,550	14,280,550	-
Fund Balance (Deficit) - End of Year	$ 14,280,550	$ 15,521,930	$ 13,133,916	$ (2,465,040)

City of Palmdale
Schedule of Revenues, Expenditures and Changes in Fund Balance - Budget and Actual
Measure M - Special Revenue Funds
Year Ended June 30, 2024

	Budgeted Amounts			
	Original	Final	Actual Amounts	Variance with Final Budget - Positive (Negative)
Revenues:				
Subventions and Grants	$ 9,664,140	$ 1,666,720	$ 1,001,341	$ (665,379)
Interest	10,000	-	-	-
Total Revenues	9,674,140	1,666,720	1,001,341	(665,379)
Expenditures:				
Current:				
Public Services	-	-	19,622	(19,622)
Capital Outlay	9,403,110	1,666,720	1,241,161	425,559
Total Expenditures	9,403,110	1,666,720	1,260,783	405,937
Excess (Deficiency) of Revenues Over (Under) Expenditures	271,030	-	(259,442)	(259,442)
Other Financing Sources (Uses):				
Transfers In	-	-	123,620	123,620
Total Other Financing Sources (Uses)	-	-	123,620	123,620
Net Change in Fund Balance	271,030	-	(135,822)	(135,822)
Fund Balance (Deficit) - Beginning of Year	(5,488)	(5,488)	(5,488)	-
Prior period	-	-	-	-
Fund Balances (Deficit) - Beginning of Year, Restated	-	-	-	-
Fund Balance (Deficit) - End of Year	$ 265,542	$ (5,488)	$ (141,310)	$ (135,822)

City of Palmdale

Schedule of Revenues and Expenditures and Changes In fund Balance - Budget and Actual
Measure M Local Return
Year Ended June 30, 2024

	Budgeted Amounts			Variance with Final Budget - Positive (Negative)
	Original	Final	Actual Amounts	
Revenues				
Subventions and Grants	$ -	$ 3,411,030	$ 3,117,238	$ (293,792)
Interest	-	10,000	255,774	245,774
Net Increase (Decrease) in Fair Value of Investments	-	-	156,518	156,518
Total Revenues	-	3,421,030	3,529,530	108,500
Expenditures				
Current				
Public Services	-	-	18,172	(18,172)
Capital Outlay	-	4,126,160	1,751,911	2,374,249
Total Expenditures	-	4,126,160	1,770,083	2,356,077
Excess (Deficiency) of Revenues Over (Under) Expenditures	-	(705,130)	1,759,447	2,446,405
Other Financing Sources (Uses)				
Transfers Out	-	-	(123,620)	(123,620)
Total Other Financing Sources (Uses)	-	-	(123,620)	(123,620)
Net Change in Fund Balance	-	(705,130)	1,635,827	2,322,785
Fund Balance (Deficit) - Beginning of Year	9,550,854	9,550,854	9,550,854	-
Fund Balances (Deficit) - Beginning of Year, Restated	9,550,854	9,550,854	9,550,854	-
Fund Balance (Deficit) - End of Year	$ 9,550,854	$ 8,845,724	$ 11,186,681	$ 2,322,785

City of Palmdale

Schedule of Revenues, Expenditures and Changes in Fund Balance - Budget and Actual
Misc Grants/ Developer Contributions - Special Revenue Funds
Year Ended June 30, 2024

	Budgeted Amounts			Variance with Final Budget -
	Original	Final	Actual Amounts	Positive (Negative)
Revenues:				
Interest	$ 3,000	$ 3,000	$ 83,109	$ 80,109
Net Increase (Decrease) in Fair Value of Investments	-	-	38,814	38,814
Developer Contributions	-	162,700	-	(162,700)
Other Agency Contributions	3,743,560	618,750	34,852	(583,898)
County Contributions	542,850	609,550	40,972	(568,578)
Other Revenue	367,180	166,510	177,219	10,709
Total Revenues	4,656,590	1,560,510	374,966	(1,185,544)
Expenditures:				
Current:				
General Government	100,000	40,500	1,276,997	(1,236,497)
Public Safety	617,850	610,050	124,469	485,581
Public Services	-	-	15,970	(15,970)
Cultural and Recreational	285,930	123,270	91,478	31,792
Capital Outlay	3,844,570	544,150	102,163	441,987
Total Expenditures	4,848,350	1,317,970	1,611,077	(293,107)
Excess (Deficiency) of Revenues Over (Under) Expenditures	(191,760)	242,540	(1,236,111)	(1,478,651)
Net Change in Fund Balance	(191,760)	242,540	(1,236,111)	(1,478,651)
Fund Balance (Deficit) - Beginning of Year	2,850,972	2,850,972	2,850,972	-
Fund Balance (Deficit) - End of Year	$ 2,659,212	$ 3,093,512	$ 1,614,861	$ (1,478,651)

City of Palmdale

Schedule of Revenues, Expenditures and Changes in Fund Balance - Budget and Actual
Park Assessments - Special Revenue Funds
Year Ended June 30, 2024

	Budgeted Amounts			Variance with Final Budget -
	Original	Final	Actual Amounts	Positive (Negative)
Revenues:				
Special Assessments	$ 3,103,600	$ 3,103,600	$ 3,047,452	$ (56,148)
Interest	25,500	25,500	78,151	52,651
Net Increase (Decrease) in Fair Value of Investments	-	-	47,788	47,788
Total Revenues	3,129,100	3,129,100	3,173,391	44,291
Expenditures:				
Current:				
General Government	78,500	62,700	51,817	10,883
Cultural and Recreational	31,500	31,500	22,003	9,497
Capital Outlay	420,250	627,250	393,921	233,329
Total Expenditures	530,250	721,450	467,741	253,709
Excess (Deficiency) of Revenues Over (Under) Expenditures	2,598,850	2,407,650	2,705,650	298,000
Other Financing Sources (Uses):				
Transfers Out	(2,500,000)	(2,510,350)	(2,600,350)	(90,000)
Total Other Financing Sources (Uses)	(2,500,000)	(2,510,350)	(2,600,350)	(90,000)
Net Change in Fund Balance	98,850	(102,700)	105,300	208,000
Fund Balance (Deficit) - Beginning of Year	2,797,415	2,797,415	2,797,415	-
Fund Balance (Deficit) - End of Year	$ 2,896,265	$ 2,694,715	$ 2,902,715	$ 208,000

City of Palmdale

Schedule of Revenues, Expenditures and Changes in Fund Balance - Budget and Actual
Park Development - Special Revenue Funds
Year Ended June 30, 2024

	Budgeted Amounts			Variance with Final Budget -
	Original	Final	Actual Amounts	Positive (Negative)
Revenues:				
Park Development Fees	$ 2,000,000	$ 1,000,000	$ 677,938	$ (322,062)
Interest	50,000	50,000	215,327	165,327
Net Increase (Decrease) in Fair Value of Investments	-	-	131,766	131,766
Total Revenues	2,050,000	1,050,000	1,025,031	(24,969)
Expenditures:				
Current:				
Public Services	-	-	99,366	(99,366)
Capital Outlay	75,000	8,115,880	5,004,898	3,110,982
Debt Service:				
Interfund Interest	-	119,600	119,600	-
Total Expenditures	75,000	8,235,480	5,223,864	3,011,616
Excess (Deficiency) of Revenues Over (Under) Expenditures	1,975,000	(7,185,480)	(4,198,833)	2,986,647
Other Financing Sources (Uses):				
Transfers Out	(150,000)	(150,000)	-	150,000
Total Other Financing Sources (Uses)	(150,000)	(150,000)	-	150,000
Net Change in Fund Balance	1,825,000	(7,335,480)	(4,198,833)	3,136,647
Fund Balance (Deficit) - Beginning of Year	7,345,074	7,345,074	7,345,074	-
Fund Balance (Deficit) - End of Year	$ 9,170,074	$ 9,594	$ 3,146,241	$ 3,136,647

City of Palmdale

Schedule of Revenues, Expenditures and Changes in Fund Balance - Budget and Actual
Proposition A - Special Revenue Funds
Year Ended June 30, 2024

	Budgeted Amounts			Variance with Final Budget -
	Original	Final	Actual Amounts	Positive (Negative)
Revenues:				
Subventions and Grants	$ 4,837,980	$ 4,837,980	$ 4,438,789	$ (399,191)
Interest	30,000	30,000	252,710	222,710
Net Increase (Decrease) in Fair Value of Investments	-	-	154,642	154,642
Total Revenues	4,867,980	4,867,980	4,846,141	(21,839)
Expenditures:				
Current:				
Public Safety	494,610	636,060	545,087	90,973
Public Services	2,896,640	2,779,500	2,411,573	367,927
Capital Outlay	2,799,160	4,094,980	469,511	3,625,469
Total Expenditures	6,190,410	7,510,540	3,426,171	4,084,369
Excess (Deficiency) of Revenues Over (Under) Expenditures	(1,322,430)	(2,642,560)	1,419,970	4,062,530
Other Financing Sources (Uses):				
Transfers Out	(15,000)	(15,000)	-	15,000
Total Other Financing Sources (Uses)	(15,000)	(15,000)	-	15,000
Net Change in Fund Balance	(1,337,430)	(2,657,560)	1,419,970	4,077,530
Fund Balance (Deficit) - Beginning of Year	9,964,023	9,964,023	9,964,023	-
Fund Balance (Deficit) - End of Year	$ 8,626,593	$ 7,306,463	$ 11,383,993	$ 4,077,530

City of Palmdale
Schedule of Revenues, Expenditures and Changes in Fund Balance - Budget and Actual
Proposition C - Special Revenue Funds
Year Ended June 30, 2024

	Budgeted Amounts			Variance with Final Budget -
	Original	Final	Actual Amounts	Positive (Negative)
Revenues:				
Subventions and Grants	$ 8,065,570	$ 4,908,100	$ 102,867	$ (4,805,233)
Interest	100,000	-	18,916	18,916
Net Increase (Decrease) in Fair Value of Investments	-	-	11,576	11,576
Total Revenues	8,165,570	4,908,100	133,359	(4,774,741)
Expenditures:				
Current:				
Public Services	-	-	19,731	(19,731)
Capital Outlay	9,226,390	4,310,860	80,375	4,230,485
Total Expenditures	9,226,390	4,310,860	100,106	4,210,754
Excess (Deficiency) of Revenues Over (Under) Expenditures	(1,060,820)	597,240	33,253	(563,987)
Other Financing Sources (Uses):				
Transfers Out	(581,200)	-	-	-
Total Other Financing Sources (Uses)	(581,200)	-	-	-
Net Change in Fund Balance	(1,642,020)	597,240	33,253	(563,987)
Fund Balance (Deficit) - Beginning of Year	761,303	761,303	761,303	-
Fund Balance (Deficit) - End of Year	$ (880,717)	$ 1,358,543	$ 794,556	$ (563,987)

City of Palmdale
Schedule of Revenues and Expenditures and Changes In fund Balance - Budget and Actual
Prop C Local Return
Year Ended June 30, 2024

	Budgeted Amounts			
	Original	Final	Actual Amounts	Variance with Final Budget - Positive (Negative)
Revenues				
Subventions and Grants	$ -	$ 4,012,980	$ 3,681,873	$ (331,107)
Interest	-	100,000	376,375	276,375
Net Increase (Decrease) in Fair Value of Investments	-	-	230,317	230,317
Total Revenues	-	4,112,980	4,288,565	175,585
Expenditures				
Current				
Public Services	-	-	93,930	(93,930)
Capital Outlay	-	4,301,610	287,203	4,014,407
Total Expenditures	-	4,301,610	381,133	3,920,477
Excess (Deficiency) of Revenues Over (Under) Expenditures	-	(188,630)	3,907,432	4,002,132
Other Financing Sources (Uses)				
Transfers Out	-	(579,900)	(579,868)	32
Total Other Financing Sources (Uses)	-	(579,900)	(579,868)	32
Net Change in Fund Balance	-	(768,530)	3,327,564	4,002,164
Fund Balance (Deficit) - Beginning of Year	13,337,719	13,337,719	13,337,719	-
Fund Balance (Deficit) - End of Year	$ 13,337,719	$ 12,569,189	$ 16,665,283	$ 4,002,164

City of Palmdale

Schedule of Revenues, Expenditures and Changes in Fund Balance - Budget and Actual
Public Facilities Fund - Special Revenue Funds
Year Ended June 30, 2024

	Budgeted Amounts			Variance with Final Budget -
	Original	Final	Actual Amounts	Positive (Negative)
Revenues:				
Facilities Impact Fees	$ 450,000	$ 563,110	$ 554,258	$ (8,852)
Interest	5,000	5,000	46,387	41,387
Net Increase (Decrease) in Fair Value of Investments	-	-	28,388	28,388
Total Revenues	455,000	568,110	629,033	60,923
Expenditures:				
Capital Outlay	50,000	502,780	187,519	315,261
Total Expenditures	50,000	502,780	187,519	315,261
Excess (Deficiency) of Revenues Over (Under) Expenditures	405,000	65,330	441,514	376,184
Net Change in Fund Balance	405,000	65,330	441,514	376,184
Fund Balance (Deficit) - Beginning of Year	1,692,169	1,692,169	1,692,169	-
Fund Balance (Deficit) - End of Year	$ 2,097,169	$ 1,757,499	$ 2,133,683	$ 376,184

City of Palmdale

Schedule of Revenues, Expenditures and Changes in Fund Balance - Budget and Actual
Public Safety - Special Revenue Funds
Year Ended June 30, 2024

	Budgeted Amounts			Variance with Final Budget -
	Original	Final	Actual Amounts	Positive (Negative)
Revenues:				
Subventions and Grants	$ -	$ 432,000	$ 480,729	$ 48,729
Fines and Forfeitures	300,000	300,000	270,459	(29,541)
Interest	500	500	47,418	46,918
Net Increase (Decrease) in Fair Value of Investments	-	-	29,017	29,017
Total Revenues	300,500	732,500	827,623	95,123
Excess (Deficiency) of Revenues Over (Under) Expenditures	300,500	732,500	827,623	95,123
Other Financing Sources (Uses):				
Transfers Out	(150,000)	(150,000)	(270,459)	(120,459)
Total Other Financing Sources (Uses)	(150,000)	(150,000)	(270,459)	(120,459)
Net Change in Fund Balance	150,500	582,500	557,164	(25,336)
Fund Balance (Deficit) - Beginning of Year	1,354,668	1,354,668	1,354,668	-
Fund Balance (Deficit) - End of Year	$ 1,505,168	$ 1,937,168	$ 1,911,832	$ (25,336)

City of Palmdale

Schedule of Revenues, Expenditures and Changes in Fund Balance - Budget and Actual
Road Maintenance and Rehab - Special Revenue Funds
Year Ended June 30, 2024

	Budgeted Amounts			Variance with Final Budget -
	Original	Final	Actual Amounts	Positive (Negative)
Revenues:				
Subventions and Grants	$ 4,185,880	$ 3,874,770	$ 4,270,386	$ 395,616
Interest	4,000	4,000	243,849	239,849
Net Increase (Decrease) in Fair Value of Investments	-	-	149,220	149,220
Total Revenues	4,189,880	3,878,770	4,663,455	784,685
Expenditures:				
Current:				
Public Services	-	-	34,512	(34,512)
Capital Outlay	6,777,270	8,276,250	1,046,704	7,229,546
Total Expenditures	6,777,270	8,276,250	1,081,216	7,195,034
Excess (Deficiency) of Revenues Over (Under) Expenditures	(2,587,390)	(4,397,480)	3,582,239	7,979,719
Net Change in Fund Balance	(2,587,390)	(4,397,480)	3,582,239	7,979,719
Fund Balance (Deficit) - Beginning of Year	7,477,864	7,477,864	7,477,864	-
Fund Balance (Deficit) - End of Year	$ 4,890,474	$ 3,080,384	$ 11,060,103	$ 7,979,719

City of Palmdale

Schedule of Revenues, Expenditures and Changes in Fund Balance - Budget and Actual
SAVES - Special Revenue Funds
Year Ended June 30, 2024

	Budgeted Amounts			Variance with Final Budget -
	Original	Final	Actual Amounts	Positive (Negative)
Revenues:				
Subventions and Grants	$ 50,000	$ 50,000	$ -	$ (50,000)
Total Revenues	50,000	50,000	-	(50,000)
Expenditures:				
Current:				
Health and Welfare	50,000	41,490	-	41,490
Total Expenditures	50,000	41,490	-	41,490
Excess (Deficiency) of Revenues Over (Under) Expenditures	-	8,510	-	(8,510)
Net Change in Fund Balance	-	8,510	-	(8,510)
Fund Balance (Deficit) - Beginning of Year	(8,511)	(8,511)	(8,511)	-
Fund Balance (Deficit) - End of Year	$ (8,511)	$ (1)	$ (8,511)	$ (8,510)

City of Palmdale

Schedule of Revenues, Expenditures and Changes in Fund Balance - Budget and Actual
Sewer Maintenance Assmnt Dist - Special Revenue Funds
Year Ended June 30, 2024

	Budgeted Amounts			Variance with Final Budget -
	Original	Final	Actual Amounts	Positive (Negative)
Revenues:				
Licenses and Permits	$ 113,600	$ 113,600	$ 94,444	$ (19,156)
Special Assessments	6,332,400	6,340,400	6,166,439	(173,961)
Interest	86,700	86,700	837,637	750,937
Net Increase (Decrease) in Fair Value of Investments	-	-	511,388	511,388
Total Revenues	6,532,700	6,540,700	7,609,908	1,069,208
Expenditures:				
Current:				
Public Services	4,099,050	4,359,350	2,754,131	1,605,219
Capital Outlay	7,432,260	706,050	245,126	460,924
Debt Service:				
Interfund Interest	-	16,720	-	16,720
Total Expenditures	11,531,310	5,082,120	2,999,257	2,082,863
Excess (Deficiency) of Revenues Over (Under) Expenditures	(4,998,610)	1,458,580	4,610,651	3,152,071
Other Financing Sources (Uses):				
Transfers Out	(347,300)	(347,300)	(30,000)	317,300
Total Other Financing Sources (Uses)	(347,300)	(347,300)	(30,000)	317,300
Net Change in Fund Balance	(5,345,910)	1,111,280	4,580,651	3,469,371
Fund Balance (Deficit) - Beginning of Year	30,166,683	30,166,683	30,166,683	-
Fund Balance (Deficit) - End of Year	$ 24,820,773	$ 31,277,963	$ 34,747,334	$ 3,469,371

City of Palmdale

Schedule of Revenues and Expenditures and Changes In fund Balance - Budget and Actual
Sewer Upgrade - Special Revenue Funds
Year Ended June 30, 2024

	Budgeted Amounts			Variance with Final Budget -
	Original	Final	Actual	Variance
Revenues				
Interest	$ -	$ -	$ 10,644	$ 10,644
Net Increase (Decrease) in Fair Value of Investments	-	-	6,513	6,513
Total Revenues	-	-	17,157	17,157
Expenditures				
Public Services	-	-	138	(138)
Capital Outlay	235,920	100,000	9,520	90,480
Debt Service:				
Total Expenditures	235,920	100,000	9,658	90,342
Excess (Deficiency) of Revenues Over (Under) Expenditures	(235,920)	(100,000)	7,499	107,361
Net Change in Fund Balance	(235,920)	(100,000)	7,499	107,361
Fund Balance (Deficit) - Beginning of Year	768,078	(599,312)	482,095	1,081,407
Fund Balance (Deficit) - End of Year	$ 532,158	$ (699,312)	$ 489,594	$ 1,188,768

City of Palmdale

Schedule of Revenues, Expenditures and Changes in Fund Balance - Budget and Actual
States Grants Fund - Special Revenue Funds
Year Ended June 30, 2024

	Budgeted Amounts			Variance with Final Budget -
	Original	Final	Actual Amounts	Positive (Negative)
Revenues:				
Subventions and Grants	$ 197,390	$ 260,000	$ -	$ (260,000)
Interest	5,000	5,000	35,318	30,318
Net Increase (Decrease) in Fair Value of Investments	-	-	20,473	20,473
State Contributions	2,516,260	5,034,910	2,739,836	(2,295,074)
Total Revenues	2,718,650	5,299,910	2,795,627	(2,504,283)
Expenditures:				
Current:				
Public Safety	-	78,200	4,927	73,273
Public Services	-	-	19,570	(19,570)
Community Development	2,247,080	2,182,270	1,395,454	786,816
Capital Outlay	466,570	1,861,870	815,711	1,046,159
Total Expenditures	2,713,650	4,122,340	2,235,662	1,886,678
Excess (Deficiency) of Revenues Over (Under) Expenditures	5,000	1,177,570	559,965	(617,605)
Other Financing Sources (Uses):				
Net Change in Fund Balance	5,000	1,177,570	559,965	(617,605)
Fund Balance (Deficit) - Beginning of Year	(1,176,868)	(1,176,868)	(1,176,868)	-
Fund Balance (Deficit) - End of Year	$ (1,171,868)	$ 702	$ (616,903)	$ (617,605)

City of Palmdale

Schedule of Revenues, Expenditures and Changes in Fund Balance - Budget and Actual
Street Lighting Assmnt Dist - Special Revenue Funds
Year Ended June 30, 2024

	Budgeted Amounts			Variance with Final Budget -
	Original	Final	Actual Amounts	Positive (Negative)
Revenues:				
Other Taxes	$ 230,000	$ 230,000	$ 712,469	$ 482,469
Fines and Forfeitures	20,200	20,200	-	(20,200)
Special Assessments	4,207,400	4,742,700	5,447,278	704,578
Interest	103,900	103,900	500,952	397,052
Net Increase (Decrease) in Fair Value of Investments	-	-	304,863	304,863
Developer Contributions	30,400	30,400	23,078	(7,322)
Total Revenues	4,591,900	5,127,200	6,988,640	1,861,440
Expenditures:				
Current:				
Public Services	4,803,050	4,469,880	3,497,021	972,859
Capital Outlay	75,870	-	-	-
Debt Service:				
Principal	743,560	762,000	761,997	3
Interest	248,200	202,120	202,074	46
Total Expenditures	5,870,680	5,434,000	4,461,092	972,908
Excess (Deficiency) of Revenues Over (Under) Expenditures	(1,278,780)	(306,800)	2,527,548	2,834,348
Other Financing Sources (Uses):				
Transfers Out	(40,000)	(40,000)	(15,000)	25,000
Total Other Financing Sources (Uses)	(40,000)	(40,000)	(15,000)	25,000
Net Change in Fund Balance	(1,318,780)	(346,800)	2,512,548	2,859,348
Fund Balance (Deficit) - Beginning of Year	20,327,807	20,327,807	20,327,807	-
Fund Balance (Deficit) - End of Year	$ 19,009,027	$ 19,981,007	$ 22,840,355	$ 2,859,348

City of Palmdale

Schedule of Revenues, Expenditures and Changes in Fund Balance - Budget and Actual
Traffic Impact - Special Revenue Funds
Year Ended June 30, 2024

	Budgeted Amounts			Variance with Final Budget -
	Original	Final	Actual Amounts	Positive (Negative)
Revenues:				
Traffic Impact Fees	$ 950,000	$ 2,034,480	$ 2,025,899	$ (8,581)
Interest	10,000	10,000	75,509	65,509
Net Increase (Decrease) in Fair Value of Investments	-	-	46,207	46,207
Total Revenues	960,000	2,044,480	2,147,615	103,135
Expenditures:				
Current:				
Public Services	-	-	16,805	(16,805)
Capital Outlay	1,650,000	300,000	150,970	149,030
Total Expenditures	1,650,000	300,000	167,775	132,225
Excess (Deficiency) of Revenues Over (Under) Expenditures	(690,000)	1,744,480	1,979,840	235,360
Other Financing Sources (Uses):				
Transfers Out	(867,100)	(861,000)	(861,000)	-
Total Other Financing Sources (Uses)	(867,100)	(861,000)	(861,000)	-
Net Change in Fund Balance	(1,557,100)	883,480	1,118,840	235,360
Fund Balance (Deficit) - Beginning of Year	1,488,105	1,488,105	1,488,105	-
Fund Balance (Deficit) - End of Year	$ (68,995)	$ 2,371,585	$ 2,606,945	$ 235,360

City of Palmdale

Schedule of Revenues and Expenditures and Changes In fund Balance - Budget and Actual
Communications PEG - Special Revenue Funds
Year Ended June 30, 2024

	Budgeted Amounts			
	Original	Final	Actual Amounts	Variance with Final Budget - Positive (Negative)
Revenues				
Other Taxes	$ 265,000	$ 265,000	$ 164,737	$ (100,263)
Interest	-	-	17,074	17,074
Net Increase (Decrease) in Fair Value of Investments	-	-	10,448	10,448
Total Revenues	265,000	265,000	192,259	(72,741)
Expenditures				
Current:				
General Government	376,300	349,610	112,930	236,680
Total Expenditures	376,300	349,610	112,930	236,680
Excess (Deficiency) of Revenues Over (Under) Expenditures	(111,300)	(84,610)	79,329	400,619
Net Change in Fund Balance	(111,300)	(84,610)	79,329	400,619
Fund Balance (Deficit) - Beginning of Year	581,000	201,500	753,699	552,199
Fund Balance (Deficit) - End of Year	$ 469,700	$ 116,890	$ 833,028	$ 952,818

City of Palmdale

Schedule of Revenues and Expenditures and Changes In fund Balance - Budget and Actual
Solid Waste - Special Revenue Funds
Year Ended June 30, 2024

	Budgeted Amounts			
	Original	Final	Actual Amounts	Variance with Final Budget - Positive (Negative)
Revenues				
Charges for Current Services	$ 641,000	$ 641,000	$ 350,397	$ (290,603)
Interest	-	-	30,296	30,296
Net Increase (Decrease) in Fair Value of Investments	-	-	18,539	18,539
State Contributions	211,960	211,960	479,469	267,509
Total Revenues	852,960	852,960	878,701	25,741
Expenditures				
Current:				
Public Services	1,034,970	806,930	592,994	213,936
Total Expenditures	1,034,970	806,930	592,994	213,936
Excess (Deficiency) of Revenues Over (Under) Expenditures	(182,010)	46,030	285,707	453,613
Net Change in Fund Balance	(182,010)	46,030	285,707	453,613
Fund Balance (Deficit) - Beginning of Year	295,400	702,220	1,077,752	375,532
Fund Balance (Deficit) - End of Year	$ 113,390	$ 748,250	$ 1,363,459	$ 829,145

City of Palmdale

Schedule of Revenues, Expenditures and Changes in Fund Balance - Budget and Actual
Palmdale Community Foundation - Special Revenue Funds
Year Ended June 30, 2024

	Budgeted Amounts			Variance with Final Budget -
	Original	Final	Actual Amounts	Positive (Negative)
Revenues:				
Other Revenue	$ 44,200	$ 57,170	$ 57,716	$ 546
Total Revenues	44,200	57,170	57,716	546
Expenditures:				
Current:				
Health and Welfare	160,540	73,770	69,267	4,503
Total Expenditures	160,540	73,770	69,267	4,503
Excess (Deficiency) of Revenues Over (Under) Expenditures	(116,340)	(16,600)	(11,551)	5,049
Other Financing Sources (Uses):				
Transfers In	-	-	22,304	22,304
Total Total Expenditures	-	-	22,304	22,304
Net Change in Fund Balance	(116,340)	(16,600)	10,753	5,049
Fund Balance (Deficit) - Beginning of Year	236,486	236,486	236,486	-
Fund Balance (Deficit) - End of Year	$ 120,146	$ 219,886	$ 247,239	$ 5,049

City of Palmdale

Schedule of Revenues, Expenditures and Changes in Fund Balance - Budget and Actual
Water Park - Special Revenue Funds
Year Ended June 30, 2024

	Budgeted Amounts			Variance with Final Budget -
	Original	Final	Actual Amounts	Positive (Negative)
Revenues:				
Charges for Current Services	$ 1,910,000	$ 1,789,000	$ 2,034,871	$ 245,871
Interest	-	-	101,519	101,519
Net Increase (Decrease) in Fair Value of Investments	-	-	62,151	62,151
Other Revenue	-	134,440	134,438	(2)
Total Revenues	1,910,000	1,923,440	2,332,979	409,539
Expenditures:				
Current:				
Cultural and Recreational	1,922,830	2,027,120	2,005,227	21,893
Total Expenditures	1,922,830	2,027,120	2,005,227	21,893
Excess (Deficiency) of Revenues Over (Under) Expenditures	(12,830)	(103,680)	327,752	431,432
Other Financing Sources (Uses):				
Transfers In	516,500	516,500	516,500	-
Total Other Financing Sources (Uses)	516,500	516,500	516,500	-
Net Change in Fund Balance	503,670	412,820	844,252	431,432
Fund Balance (Deficit) - Beginning of Year	4,087,392	4,087,392	4,087,392	-
Fund Balance (Deficit) - End of Year	$ 4,591,062	$ 4,500,212	$ 4,931,644	$ 431,432

City of Palmdale

Schedule of Revenues, Expenditures and Changes in Fund Balance - Budget and Actual
Public Art - Special Revenue Funds
Year Ended June 30, 2024

	Budgeted Amounts			
	Original	Final	Actual Amounts	Variance with Final Budget - Positive (Negative)
Revenues:				
Charges for Current Services	$ 100,000	$ 336,600	$ 336,600	$ -
Interest	-	-	40,738	40,738
Net Increase (Decrease) in Fair Value of Investments	-	-	24,929	24,929
Total Revenues	100,000	336,600	402,267	65,667
Expenditures:				
Current:				
Cultural and Recreational	57,000	21,510	18,176	3,334
Capital Outlay	135,000	176,300	2,350	173,950
Total Expenditures	192,000	197,810	20,526	177,284
Excess (Deficiency) of Revenues Over (Under) Expenditures	(92,000)	138,790	381,741	242,951
Transfers Out	-	(41,900)	-	41,900
Net Change in Fund Balance	(92,000)	96,890	381,741	284,851
Fund Balance (Deficit) - Beginning of Year	150,110	1,106,880	1,491,630	384,750
Fund Balance (Deficit) - End of Year	$ 58,110	$ 1,203,770	$ 1,873,371	$ 669,601

City of Palmdale

Schedule of Revenues, Expenditures and Changes in Fund Balance - Budget and Actual
Palmdale Financing Authority - Debt Service Funds
Year Ended June 30, 2024

	Budgeted Amounts			Variance with Final Budget -
	Original	Final	Actual Amounts	Positive (Negative)
Revenues:				
Interest	$ -	$ -	$ 124,192	$ 124,192
Total Revenues	-	-	124,192	124,192
Expenditures:				
Debt Service:				
Principal	1,920,000	2,808,500	2,808,546	(46)
Interest	886,300	2,087,630	2,080,089	7,541
Cost of Issuance	-	-	1,048,943	(1,048,943)
Total Expenditures	2,806,300	4,896,130	5,937,578	(1,041,448)
Excess (Deficiency) of Revenues Over (Under) Expenditures	(2,806,300)	(4,896,130)	(5,813,386)	(917,256)
Other Financing Sources (Uses):				
Premium on Issuance of Long-term Debt	-	-	59,130	59,130
Transfers In	3,427,300	4,896,360	3,768,607	(1,127,753)
Issuance of Long-term Debt	-	-	37,160,000	37,160,000
Payment to Refunding Bond Escrow Agent	-	-	(3,776,459)	(3,776,459)
Refunding Debt	-	-	3,770,000	3,770,000
Total Other Financing Sources (Uses)	3,427,300	4,896,360	40,981,278	36,084,918
Net Change in Fund Balance	621,000	230	35,167,892	35,167,662
Fund Balance (Deficit) - Beginning of Year	124	124	124	-
Fund Balance (Deficit) - End of Year	$ 621,124	$ 354	$ 35,168,016	$ 35,167,662

City of Palmdale

Schedule of Revenues, Expenditures and Changes in Fund Balance - Budget and Actual
CFD/Assessment Districts - Capital Projects Fund
Year Ended June 30, 2024

	Budgeted Amounts			
	Original	Final	Actual Amounts	Variance with Final Budget - Positive (Negative)
Revenues:				
Interest	$ 17,000	$ 17,000	$ 135,302	$ 118,302
Net Increase (Decrease) in Fair Value of Investments	-	-	53	53
Total Revenues	17,000	17,000	135,355	118,355
Expenditures:				
General Government	-	-	936	(936)
Public Services	-	-	750	(750)
Capital Outlay	-	20,640	-	20,640
Total Expenditures	-	20,640	1,686	18,954
Excess (Deficiency) of Revenues Over (Under) Expenditures	17,000	(3,640)	133,669	137,309
Net Change in Fund Balance	17,000	(3,640)	133,669	137,309
Fund Balance (Deficit) - Beginning of Year	2,922,718	2,922,718	2,922,718	-
Fund Balance (Deficit) - End of Year	$ 2,939,718	$ 2,919,078	$ 3,056,387	$ 137,309

This page intentionally left blank

City of Palmdale
Combining Statement of Net Position
Internal Service Funds
June 30, 2024

	Information Technology	Fleet Maintenance	Total Internal Service Funds
Assets			
Current Assets			
Investments	$ 1,258,631	$ -	$ 1,258,631
Receivables	20,893	-	20,893
Total Current Assets	1,279,524	-	1,279,524
Capital Assets and Right of Use Assets			
Depreciable Capital Assets			
Vehicles	-	12,793,836	12,793,836
Equipment	6,259,544	-	6,259,544
SBITA Assets	3,568,992	-	3,568,992
Less Accumulated Depreciation	(7,198,981)	(6,580,504)	(13,779,485)
Capital Assets, Net	2,629,555	6,213,332	8,842,887
Total Assets	$ 3,909,079	$ 6,213,332	$ 10,122,411
Liabilities			
Accounts Payable	$ 93,479	$ 74,316	$ 167,795
Due to Other Funds	-	2,093,236	2,093,236
Interest Payable	31,913	-	31,913
Subscription Liability	452,388	-	452,388
Total Current Liabilities	577,780	2,167,552	2,745,332
Due in More than One Year			
Subscription Liability	1,636,888	-	1,636,888
Total Due in More than One Year	1,636,888	-	1,636,888
Total Liabilities	2,214,668	2,167,552	4,382,220
Net Position			
Net Investment in Capital Assets	540,279	6,213,332	6,753,611
Unrestricted (Deficit)	1,154,132	(2,167,552)	(1,013,420)
Total Net Position	$ 1,694,411	$ 4,045,780	$ 5,740,191

City of Palmdale
Combining Statement of Revenues, Expenses and Changes in Net Position
Internal Service Funds
Year Ended June 30, 2024

	Information Technology	Fleet Maintenance	Total Internal Service Funds
Operating Revenues:			
Charges for Current Services	$ 1,240,884	$ 1,578,072	$ 2,818,956
Other Revenue	-	57,931	57,931
Total Operating Revenues	1,240,884	1,636,003	2,876,887
Operating Expenses:			
Salaries, Wages and Benefits	1,124,297	657,474	1,781,771
Material and Supplies	380,124	585,667	965,791
Utilities	98,412	480	98,892
Administrative	10,623	4,190	14,813
Depreciation/Amortization	882,268	988,276	1,870,544
Repairs and Maintenance	1,046,164	256,765	1,302,929
Other Expenditures	-	2,767	2,767
Total Operating Expenses	3,541,888	2,495,619	6,037,507
Operating Income (Loss)	(2,301,004)	(859,616)	(3,160,620)
Nonoperating Revenues (Expenses)			
Investment and Interest Income	98,337	-	98,337
Net Realized and Unrealized Gains (Losses)	60,176	-	60,176
Interest Expense	(94,050)	-	(94,050)
Total Nonoperating Revenues (Expenses)	64,463	-	64,463
Income (Loss) before Operating Transfers	(2,236,541)	(859,616)	(3,096,157)
Transfers In	250,000	250,000	500,000
Change in Net Position	(1,986,541)	(609,616)	(2,596,157)
Net Position (Deficit) - Beginning of Year	3,680,952	4,655,396	8,336,348
Net Position (Deficit) - End of Year	$ 1,694,411	$ 4,045,780	$ 5,740,191

City of Palmdale
Combining Statement of Cash Flows
Internal Service Funds
Year Ended June 30, 2024

	Information Technology	Fleet Maintenance	Total Internal Service Funds
Cash from Operating Activities:			
Cash Received from Interfund Services Provided	$ 1,240,884	$ 1,608,762	$ 2,849,646
Cash Paid to Employees for Services	(1,124,297)	(657,474)	(1,781,771)
Cash Paid to Suppliers for Goods and Services	(1,576,576)	(799,466)	(2,376,042)
Cash (Paid)/Received for Other Services	-	57,931	57,931
Net Cash Provided (Used) by Operating Activities	(1,459,989)	209,753	(1,250,236)
Cash from Noncapital Financing Activities:			
Transfers from Other Funds	250,000	250,000	500,000
Transfers to Other Funds	-	374,144	374,144
Net Cash Provided (Used) by Noncapital Financing Activities	250,000	624,144	874,144
Cash from Capital and Related Financing Activities:			
Acquisition and Construction of Capital Assets	(313,475)	(1,083,897)	(1,397,372)
SBITA Arrangements	(753,074)	-	(753,074)
Net Cash Provided (Used) by Capital and Related Financing Activities	(1,066,549)	(1,083,897)	(2,150,446)
Cash from Investing Activities:			
Gain/(Loss) on Investments	60,176	-	60,176
Interest Income	77,444	-	77,444
Change in Investments	1,888,918	-	1,888,918
Net Cash Provided (Used) by Investing Activities	2,026,538	-	2,026,538
Total Cash Flow Increase/(Decrease)	(250,000)	(250,000)	(500,000)
Beginning Cash and Cash Equivalents	250,000	250,000	500,000
Ending Cash and Cash Equivalents	-	-	-
Reconciliation of Operating Income (Loss) to Net Cash Provided (Used) by Operating Activities			
Net Income/Loss from Operating Activities	(2,301,004)	(859,616)	(3,160,620)
Adjustments to Reconcile Operating Income (Loss) to Net Cash Provided (Used) by Operating Activities:			
Depreciation and Amortization Expense	882,268	988,276	1,870,544
Changes in Assets and Liabilities:			
Increase (Decrease) in Accounts Receivable	-	30,690	30,690
(Increase) Decrease in Accounts Payable	(41,253)	50,403	9,150
Net Cash Provided (Used) by Operating Activities:	(1,459,989)	209,753	(1,250,236)
Schedule of Non-cash investing, Capital and Financing Activities			
Subscription Liability for the Acquisition of Rights to Use Subscription Asset	$ 109,941	$ -	$ 109,941

Assessment and Community Facilities District Fund - This fund is used to account for receipts and disbursements associated with 1915 Act Assessment Bonds and Special Tax Bonds which are administered by, but are not the liability of, the City.

Retiree Health Premium Trust Funds - These funds are used to account for the receipt of City funds held in trust to provide Eligible Retirees with a supplement to reduce their premiums for participating in the City's Health Plan.

City of Palmdale
Statement of Fiduciary Net Position
June 30, 2024

	OPEB Trust Defined Benefit Plan	OPEB Trust Defined Contribution Plan	Total
Assets :			
Cash	$ 133	$ -	$ 133
Investments:			
Mutual Funds	756,708	3,981,403	4,738,111
Total Assets	756,841	3,981,403	4,738,244
Total Net Position Restricted for OPEB Benefits	$ 756,841	$ 3,981,403	$ 4,738,244

City of Palmdale
Statement of Net Position Assets and Liabilities
Assessment and Community Facilities District Custodial Funds
June 30, 2024

	AD 88-1 Redevelopment	CFD 99-1 Redevelopment	AD 90-2 Redevelopment	AD 87-1 Redevelopment	Anaverde	Trade and Commerce
Assets:						
Cash	$ 2,000	$ -	$ 12,171	$ -	$ -	$ -
Receivables						
Property Tax Receivable	-	-	-	-	12,765	102
Due from Other Governmental Units	-	-	-	-	-	-
Restricted Assets:						
Cash and Investments	405,832	-	190,893	153,647	1,977,676	1,807,891
Interest Receivable	285	-	140	713	296	367
Total Assets	$ 408,117	$ -	$ 203,204	$ 154,360	$ 1,990,737	$ 1,808,360
Liabilities:						
Accounts Payable	$ -	$ -	$ -	$ -	$ 8,754	$ 12,339
Advances Due to General Fund	-	-	-	-	-	-
Advances Due to City of Palmdale	269,908	-	313,951	-	-	-
Deposits	57,580	-	7,210	19,917	-	-
Total Liabilities	327,488	-	321,161	19,917	8,754	12,339
Net Position						
Restricted						
Held on Behalf of Others	80,629	-	(117,957)	134,443	1,981,983	1,796,021
Total Net Position	$ 80,629	$ -	$ (117,957)	$ 134,443	$ 1,981,983	$ 1,796,021

City of Palmdale
Statement of Net Position Assets and Liabilities
Assessment and Community Facilities District Custodial Funds
June 30, 2024

Sierra Gateway	AD 91-2 Redevelopment	Ritter Ranch	Godde Hills	Joshua Ranch	Total
$ -	$ -	$ -	$ -	$ -	$ 14,171
-	-	-	5,297	4,815	22,979
1,565	-	-	-	-	1,565
242,958	23,856	222,092	280,844	2,476,163	7,781,852
1,125	110	1,031	121	11,657	15,845
$ 245,648	$ 23,966	$ 223,123	$ 286,262	$ 2,492,635	$ 7,836,412
$ 2,353	$ -	$ 2,342	$ -	$ 2,071	$ 27,859
329,984	-	-	-	-	329,984
-	-	-	-	-	583,859
-	-	-	-	-	84,707
332,337	-	2,342	-	2,071	1,026,409
(86,689)	23,966	220,781	286,262	2,490,564	6,810,003
$ (86,689)	$ 23,966	$ 220,781	$ 286,262	$ 2,490,564	$ 6,810,003

City of Palmdale
Combining Statement of Changes in Fiduciary Net Position
Fiduciary Funds
Year Ended June 30, 2024

	OPEB Trust Defined Benefit Plan	OPEB Trust Defined Contribution Plan	Total
Additions:			
Employer Contributions to Retiree Medical Trust	$ -	$ 109,000	$ 109,000
Investment and Interest Income	23,043	176,959	200,002
Net Realized and Unrealized Gains (Losses)	80,650	115,228	195,878
Total Additions	103,693	401,187	504,880
Deductions:			
Benefits Paid to Participants and Expenses	54,690	235,986	290,676
Total Deductions	54,690	235,986	290,676
Change in Net Position	49,003	165,201	214,204
Net Position Held in Trust at Beginning of Year	707,837	3,816,203	4,524,040
Net Position Held in Trust at End of Year	$ 756,840	$ 3,981,404	$ 4,738,244

City of Palmdale
Statement of Fiduciary Change in Net Position
Assessment and Community Facilities District Custodial Funds
Year Ended June 30, 2024

	AD 88-1 Redevelopment	CFD 99-1 Redevelopment	AD 90-2 Redevelopment	AD 87-1 Redevelopment	Anaverde	Trade and Commerce
Additions						
Other Taxes	$ -	$ -	$ -	$ -	$ 1,550,415	$ 1,040,747
Investment and Interest Income	7,296	-	3,631	3,354	3,607	38,333
Net Realized and Unrealized Gains (Losses)	5,448	-	2,712	2,053	852	1,057
Total Additions	12,744	-	6,343	5,407	1,554,874	1,080,137
Deductions:						
Administrative Expense	-	-	-	-	103,404	127,838
Interest Expense	-	-	-	-	657,875	305,889
Principal Payments on Long-term Debt	-	-	-	-	765,000	536,094
Total Deductions	-	-	-	-	1,526,279	969,821
Change in Net Position	12,744	-	6,343	5,407	28,595	110,316
Net Position (Deficit) at Beginning of Year	67,885	-	(124,300)	129,036	1,953,388	1,685,705
Net Position (Deficit) at End of Year	$ 80,629	$ -	$ (117,957)	$ 134,443	$ 1,981,983	$ 1,796,021

City of Palmdale
Statement of Fiduciary Change in Net Position
Assessment and Community Facilities District Custodial Funds
Year Ended June 30, 2024

Sierra Gateway	AD 91-2 Redevelopment	Ritter Ranch	Godde Hills	Joshua Ranch	Total
$ -	$ -	$ -	$ 142,369	$ 844,773	$ 3,578,304
5,306	518	4,860	(13,997)	54,858	107,766
3,245	319	2,968	348	33,587	52,589
8,551	837	7,828	128,720	933,218	3,738,659
20,759	-	24,447	39,791	730,203	1,046,442
-	-	-	24,000	-	987,764
-	-	-	50,000	-	1,351,094
20,759	-	24,447	113,791	730,203	3,385,300
(12,208)	837	(16,619)	14,929	203,015	353,359
(74,481)	23,129	237,401	271,333	2,287,549	6,456,645
$ (86,689)	$ 23,966	$ 220,781	$ 286,262	$ 2,490,564	$ 6,810,003

This page intentionally left blank

Statistical Section

Palmdale, California

Year Ended June 30, 2024

This page intentionally left blank

This part of the City's annual comprehensive financial report presents detailed information as a context for understanding what the information in the financial statements, note disclosures, and required supplementary information says about the government's overall financial health.

Contents

	Page
Financial Trends These schedules contain information to help the reader understand how the City's financial performance and well-being have changed over time.	176
Revenue Capacity These schedules contain information to help the reader assess the factors affecting the City's ability to generate its property and sales taxes.	186
Debt Capacity These schedules present information to help the reader assess the affordability of the City's current level of outstanding debt and the City's ability to issue additional debt in the future.	191
Demographic and Economic Information These schedules offer demographic and economic indicators to help the reader understand the environment within which the City's financial activities take place and to help make comparisons over time and with other governments.	198
Operating Information These schedules contain information about the City's operations and resources to help the reader understand how the City's financial information relates to the services the City provides and the activities it performs.	201

Source: Unless otherwise noted, the information in these schedules is derived from the annual comprehensive financial reports for the relevant year.

City of Palmdale
Net Position by Component
Last Ten Fiscal Year
(accrual basis of accounting)

	2015	2016	2017	2018
Governmental Activities				
Net Investment in Capital Assets	$ 651,915,581	$ 662,351,171	$ 659,365,081	$ 643,077,802
Restricted Net Position	160,152,582	144,651,291	149,318,498	158,892,011
Unrestricted	20,470,245	30,980,820	36,278,228	43,372,746
Total Governmental Activities Net Position	$ 832,538,408	$ 837,983,282	$ 844,961,807	$ 845,342,559
Business-Type Activities				
Unrestricted	$ -	$ -	$ -	$ -
Total Business-type Activities Net Position	$ -	$ -	$ -	$ -
Primary Government				
Net Investment in Capital Assets	$ 651,915,581	$ 662,351,171	$ 659,365,081	$ 643,077,802
Restricted Net Position	160,152,582	144,651,291	149,318,498	158,892,011
Unrestricted	20,470,245	30,980,820	36,278,228	43,372,746
Total Primary Government Net Position	$ 832,538,408	$ 837,983,282	$ 844,961,807	$ 845,342,559

2019	2020	2021	2022	2023	2024
$ 644,332,182	$ 649,681,476	$ 635,725,018	$ 618,136,264	$ 609,762,857	$ 609,871,573
168,327,294	172,484,623	206,139,337	233,562,972	236,174,325	264,319,596
38,660,581	44,530,808	39,155,744	45,438,999	83,801,172	95,074,877
$ 851,320,057	$ 866,696,907	$ 881,020,099	$ 897,138,235	$ 929,738,354	$ 969,266,046
$ -	$ -	$ -	$ -	$ (1,128,896)	$ 6,926,211
$ -	$ -	$ -	$ -	$ (1,128,896)	$ 6,926,211
$ 644,332,182	$ 649,681,476	$ 635,725,018	$ 618,136,264	$ 609,762,857	$ 609,871,573
168,327,294	172,484,623	206,139,337	233,562,972	236,174,325	264,319,596
38,660,581	44,530,808	39,155,744	45,438,999	82,672,276	102,001,088
$ 851,320,057	$ 866,696,907	$ 881,020,099	$ 897,138,235	$ 928,609,458	$ 976,192,257

City of Palmdale
Changes in Net Position
Last Ten Fiscal Years
(Accrual Basis of Accounting)

	2015	2016	2017	2018
Expenses				
Governmental Activities:				
General Government	$ 17,167,502	$ 14,771,775	$ 15,162,734	$ 16,416,215
Public Safety	23,763,312	24,453,097	26,436,495	28,284,134
Transportation	51,743,421	53,165,326	51,989,170	55,006,590
Community Development	5,852,056	7,900,847	8,715,698	7,584,015
Cultural and Recreational	9,878,585	9,704,499	10,405,253	11,463,299
Health and Welfare	-	-	-	-
Interest on Long-term Debt	4,953,848	6,116,645	3,948,940	3,327,586
Public Service	-	-	-	-
Total Governmental Activities Expenses	113,358,724	116,112,189	116,658,290	122,081,839
Business-Type Activities				
Palmdale CCA	-	-	-	-
Total Business-type Activities Expenses	-	-	-	-
Total Primary Government Expenses	113,358,724	116,112,189	116,658,290	122,081,839
Program Revenues				
Governmental Activities				
Charges for Services:				
General Government	5,272,710	5,967,654	6,095,516	6,716,003
Public Safety	2,411,614	3,478,453	3,188,196	2,687,364
Transportation	16,223,970	16,469,772	16,853,232	17,545,979
Community Development	4,798,108	6,541,258	6,674,317	6,775,750
Cultural and Recreational	5,157,093	5,226,101	5,320,091	5,255,553
Health and Welfare	198,531	344,932	354,054	311,587
Public Works	-	-	-	-
Operating Grants and Contributions	14,681,296	9,206,823	9,058,728	8,540,307
Capital Grants and Contributions	38,039,564	29,098,236	30,874,206	23,778,358
Total Governmental Activities Program Revenues	86,782,886	76,333,229	78,418,340	71,610,901
Business-Type Activities				
Charges for Services:				
Power	-	-	-	-
Total Business-type Activities Program Revenues	-	-	-	-
Total Primary Government Program Revenues	86,782,886	76,333,229	78,418,340	71,610,901
Net (Expense)/Revenue				
Governmental Activities	(26,575,838)	(39,778,960)	(38,239,950)	(50,470,938)
Business-type Activities	-	-	-	-
Total Primary Government Net Expense	(26,575,838)	(39,778,960)	(38,239,950)	(50,470,938)

2019	2020	2021	2022	2023	2024
$ 18,136,297	$ 19,602,733	$ 23,661,402	$ 26,570,018	$ 31,726,963	$ 41,711,266
29,586,144	31,440,137	34,120,577	35,668,009	38,133,053	41,218,066
59,682,264	60,561,501	64,363,055	75,158,621	305,266	-
8,645,117	8,673,102	10,337,092	9,269,097	12,005,237	12,192,625
12,060,182	12,643,328	8,681,441	9,648,980	13,634,111	15,987,459
-	1,287,612	1,136,316	316,031	588,116	550,969
3,237,967	2,955,972	2,966,821	2,182,745	2,555,060	4,310,678
-	-	-	-	75,322,520	84,937,841
131,347,971	137,164,385	145,266,704	158,813,501	174,270,326	200,908,904
-	-	-	-	29,459,055	59,369,877
-	-	-	-	29,459,055	59,369,877
131,347,971	137,164,385	145,266,704	158,813,501	203,729,381	260,278,781
6,933,948	10,430,987	8,697,930	7,060,041	7,868,872	7,563,083
2,667,432	3,658,425	3,352,082	5,889,031	5,273,458	6,555,792
17,712,240	18,427,062	23,981,954	25,124,723	-	-
7,486,493	7,588,544	8,177,023	7,993,491	8,053,093	8,361,154
5,262,707	3,643,056	5,885,950	8,258,640	8,052,680	7,507,733
322,559	289,499	220,105	216,738	184,106	191,420
-	-	-	-	25,471,077	32,195,528
13,858,198	9,552,177	3,828,357	2,740,434	19,313,133	16,291,059
38,211,672	40,280,273	34,148,793	32,939,685	33,403,301	38,302,819
92,455,249	93,870,023	88,292,194	90,222,783	107,619,720	116,968,588
-	-	-	-	29,406,756	67,424,984
-	-	-	-	29,406,756	67,424,984
92,455,249	93,870,023	88,292,194	90,222,783	137,026,476	184,393,572
(38,892,722)	(43,294,362)	(56,974,510)	(68,590,718)	(66,650,606)	(83,940,316)
-	-	-	-	(52,299)	8,055,107
(38,892,722)	(43,294,362)	(56,974,510)	(68,590,718)	(66,702,905)	(75,885,209)

	2015	2016	2017	2018
General Revenues and other Changes in Net Position				
Governmental Activities:				
Taxes:				
Property Taxes	6,098,318	6,154,152	7,026,181	7,689,753
Sales and Use Taxes	17,084,411	19,186,043	18,577,244	19,267,083
Motor Vehicle in Lieu	11,484,571	12,523,079	13,062,518	13,925,859
Franchise Taxes	5,526,119	5,562,090	5,352,221	5,463,623
Transient Occupancy Taxes	3,089,802	3,278,724	3,716,154	4,028,350
Property Transfer Taxes	-	-	-	-
Business License Taxes	551,202	569,381	589,805	628,303
Land Sale Proceeds	-	-	-	133,981
Unrestricted Investment Earnings/(Loss)	260,322	537,396	(71,826)	519,275
Other	288,740	412,936	592,876	594,975
Transfers	-	-	-	-
Total Governmental Activities	44,383,485	48,223,801	48,845,173	52,251,202
Special Item - Write off of Permit Held for Sale	-	-	-	-
Business-type Activities:				
Unrestricted Investment Earnings/(Loss)	-	-	-	-
Transfers	-	-	-	-
Total Business-type Activities	-	-	-	-
Change in Net Position				
Governmental Activities	(26,575,838)	(39,778,960)	(38,239,950)	(50,470,938)
Business-type Activities	-	-	-	-
Total Primary Government	$ (26,575,838)	$ (39,778,960)	$ (38,239,950)	$ (50,470,938)

Note 1: Effective February 1, 2012, all redevelopment agencies in the State of California were dissolved and ceased to operate as a legal entity. All assets and liabilities of the former Redevelopment Agency of the City of Palmdale was transferred to a Private Purpose Trust Fund to be held until they are distributed to other units of the state and local government. All Tax Increment is reported under a fiduciary Fund statements (Private Purpose Trust Fund). The FY2011-12 extraordinary gain recognized on the Government Wide statements is the net assets and liabilities transferred to the Fiduciary Fund at February 1, 2012. For FY2012-13, the extraordinary loss recognized are assets returned to the Private Purpose Trust Fund as the result of California's Department of Finance review and determination of transfers made prior to the dissolution of the former RDA.

Note 2: The Motor Vehicle in Lieu Taxes include property tax in lieu of VLF revenues

Source: The information is derived from the Annual Comprehensive Financial Reports for the relevant year.

2019	2020	2021	2022	2023	2024
9,298,991	10,058,703	9,962,884	26,366,000	28,779,848	31,159,311
21,798,640	21,587,441	30,305,927	50,484,625	50,484,537	50,073,637
14,171,324	15,024,455	16,133,114	180,305	173,567	209,159
6,225,233	5,458,426	7,441,119	7,497,156	8,684,132	9,581,190
4,653,290	3,697,656	4,667,137	5,540,832	4,608,941	5,096,411
-	-	-	952,103	551,908	478,671
628,479	666,997	468,666	677,197	624,183	518,357
-	-	-	-	-	-
2,365,811	1,504,089	401,101	(7,686,544)	1,417,412	17,264,540
569,791	673,444	1,267,638	697,180	2,666,630	9,086,732
-	-	-	-	1,077,918	-
59,711,559	58,671,211	70,647,586	84,708,854	99,069,076	123,468,008
(10,158,182)	-	-	-	-	-
-	-	-	-	1,321	-
-	-	-	-	(1,077,918)	-
-	-	-	-	(1,076,597)	-
(59,209,086)	(43,294,362)	(56,974,510)	(68,590,718)	32,418,470	39,527,692
-	-	-	-	(1,128,896)	8,055,107
$ (59,209,086)	$ (43,294,362)	$ (56,974,510)	$ (68,590,718)	$ 31,289,574	$ 47,582,799

The following fund balances are classified in compliance to GASB 54:

	2015	2016	2017	2018	2019
General Fund					
Nonspendable	$ 10,884,095	$ 11,433,344	$ 10,889,726	$ 11,072,269	$ 876,958
Restricted	3,004,896	3,363,298	3,433,942	3,507,069	4,414,580
Assigned	11,946,745	7,816,109	10,808,898	11,838,025	14,021,843
Unassigned	17,200,108	29,139,751	31,648,004	35,914,833	43,846,622
Total General Fund	$ 43,035,844	$ 51,752,502	$ 56,780,570	$ 62,332,196	$ 63,160,003
All Other Governmental Funds					
Restricted	169,737,885	165,219,475	164,464,462	179,943,144	184,867,493
Unassigned	(14,667,579)	(13,624,754)	(15,208,273)	(13,373,212)	(16,523,119)
Total All Other Governmental Funds	155,070,306	151,594,721	149,256,189	166,569,932	168,344,374
Total Governmental Funds	$ 198,106,150	$ 203,347,223	$ 206,036,759	$ 228,902,128	$ 231,504,377

The information is derived from the Annual Comprehensive Financial Reports for the relevant year.

FY2011 is the first year that the City implemented GASB issued Statement 54, *Fund Balance Reporting and Governmental Fund Type Definitions*. The City chose not to restate the prior year information.

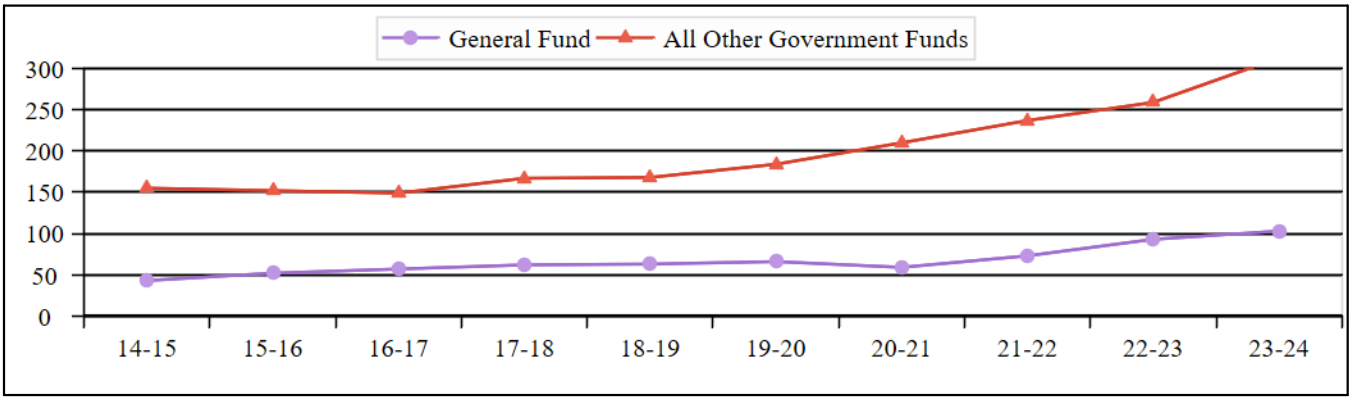

FUND BALANCES
Fiscal Year Ended June 30, 2024

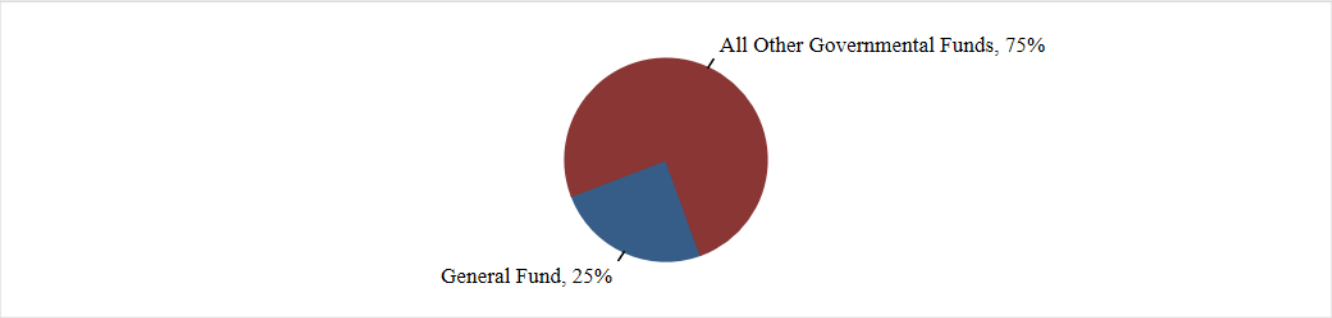

The following fund balances are classified in compliance to GASB 54:

2020	2021	2022	2023	2024
$ 470,243	$ 2,390,182	$ 2,554,221	$ 2,569,673	$ 1,825,542
2,580,329	2,923,365	6,297,363	7,830,725	9,763,960
15,564,685	35,798,239	23,989,477	13,092,740	11,004,526
47,795,298	17,389,479	40,428,440	69,083,182	80,391,662
$ 66,410,555	$ 58,501,265	$ 73,269,501	$ 92,576,320	$ 102,985,690
194,970,111	215,685,053	240,397,464	261,436,934	325,456,897
(11,305,691)	(5,848,882)	(3,713,302)	(2,866,524)	(12,553,107)
183,664,420	209,836,171	236,684,162	258,570,410	312,903,790
$ 250,074,975	$ 268,337,436	$ 309,953,663	$ 351,146,730	$ 415,889,480

City of Palmdale
Changes in Fund Balances, Governmental Funds
Last Ten Fiscal Years
Modified Accrual Basis of Accounting

	2015	2016	2017	2018
Revenues:				
Taxes (See Page 186)	$ 48,122,305	$ 50,600,450	$ 51,283,788	$ 54,229,982
Subventions and Grants	21,563,749	25,690,529	26,057,852	28,470,216
Fees and Charges	14,528,075	18,823,349	18,711,910	18,692,915
Licenses and Permits	1,802,758	2,539,507	2,667,827	2,180,693
Special Assessments	17,269,746	17,227,611	17,579,851	18,204,324
Interfund Interest	606,114	577,052	543,708	516,103
Interest	830,588	1,342,135	1,695,340	2,260,381
Successor Agency Contributions	5,758,733	17,265,417	41,258	35,953
Capital Contributions	11,358,487	463,304	153,796	126,153
Net Increase (Decrease) in Fair Value of Investments	21,262	320,522	(1,648,795)	(941,708)
Other Revenue	3,939,117	4,218,962	4,483,380	3,925,523
Interest Revenue	-	-	-	-
Total Revenues	125,800,934	139,068,838	121,569,915	127,700,535
Expenditures:				
Current:				
General Government	19,755,437	14,681,150	15,276,501	15,629,948
Public Safety	23,904,831	24,785,404	26,793,853	28,107,228
Public Services	21,215,460	22,095,709	20,952,691	20,980,917
Community Development	5,119,951	7,242,971	7,229,495	6,566,458
Cultural and Recreational	9,121,236	9,206,904	9,736,509	10,086,436
Health and Welfare	2,178,496	3,031,167	3,650,042	1,872,018
Capital Outlay	25,664,366	28,470,675	26,733,173	25,935,646
Debt Service:				
Principal	30,144,672	5,433,042	3,391,747	3,425,667
Interfund Interest	606,114	577,052	543,708	516,103
Interest	4,950,664	4,627,754	3,663,254	3,348,492
Cost of Issuance	207,500	361,287	383,662	157,280
Total Expenditures	142,868,727	120,513,115	118,354,635	116,626,193
Excess (Deficiency) of Revenue Over (Under) Expenditures	(17,067,793)	18,555,723	3,215,280	11,074,342
Other Financing Sources (Uses):				
Capital Lease Proceeds	-	1,234,862	-	14,161
Gain (Loss) on Resale Land	-	-	-	377,481
Issuance of Notes	-	-	-	-
Issuance of Bonds	25,920,000	4,235,000	17,475,000	11,397,102
Issuance of Long-term Debt	-	-	-	-
Payments to Refunded Bond Escrow	-	(18,784,512)	(19,420,000)	-
Debt Issuance Premiums (Discounts)	-	-	1,419,256	-
Proceeds from Financing Related to Leases	-	-	-	-
Refunding Debt	-	-	-	-
Transfers In	34,083,575	8,824,216	29,471,537	8,153,168
Transfers Out	(34,083,575)	(8,824,216)	(29,471,537)	(8,153,168)
Total Other Financing Sources (Uses)	25,920,000	(13,314,650)	(525,744)	11,788,744
Special Item:				
Write-off of Permit Held for Sale	-	-	-	-
Extraordinary Items:				
Net Change in Fund Balances	$ 8,852,207	$ 5,241,073	$ 2,689,536	$ 22,863,086
Debt Services as a Percentage of Non-capital Expenditures	31.36 %	13.21 %	9.87 %	12.35 %

Source: City of Palmdale, Finance Department and Audited Annual Financial Reports

1. Transfers In excludes $6,565,097 of Interservice Funds Capital Assets that were transferred in 2021 (Proprietary Funds) and are not Governmental funds.

2019	2020	2021	2022	2023	2024[1]
$ 59,912,769	$ 59,928,123	$ 73,442,350	$ 95,738,138	$ 98,305,989	$ 110,283,440
31,759,025	41,727,112	28,048,936	29,955,623	43,421,415	33,930,446
14,995,901	22,247,921	23,850,691	26,552,574	25,184,391	30,614,351
1,998,982	3,528,336	3,385,143	5,747,192	5,066,521	6,299,389
18,569,358	18,397,067	19,505,242	19,263,188	21,355,867	22,641,328
481,194	882,858	440,665	26,251	197,519	203,562
3,487,106	3,528,323	1,203,208	2,316,885	5,696,495	11,423,862
35,925	-	-	-	-	-
161,608	5,898,413	3,506,182	2,418,565	2,224,920	3,478,181
2,401,196	1,317,573	(483,057)	(10,179,175)	(4,534,354)	5,478,605
9,361,216	3,657,594	3,728,242	3,828,120	7,240,973	5,248,939
-	-	-	2,611	1,840	1,082
143,164,280	161,113,320	156,627,602	175,669,972	204,161,576	229,603,185
16,266,972	20,039,498	17,797,687	20,406,076	31,377,929	33,616,861
29,083,581	30,684,148	33,615,289	35,754,740	33,072,154	39,481,350
22,432,301	23,487,783	28,455,439	32,762,556	49,106,675	33,937,470
7,324,760	7,192,095	9,388,083	7,913,876	12,636,909	11,034,097
10,783,255	11,246,819	7,369,676	9,231,767	11,041,091	12,666,446
1,774,890	1,209,687	1,088,504	312,924	473,993	287,609
37,329,350	38,890,472	24,579,551	20,405,381	18,366,685	44,439,702
3,587,279	5,744,341	4,764,954	5,188,550	5,048,427	5,791,619
481,194	882,858	3,052,447	2,393,414	2,238,143	3,123,777
3,416,038	3,245,817	706,665	26,251	184,419	203,562
-	-	141,893	-	-	1,048,943
132,479,620	142,623,518	130,960,188	134,395,535	163,546,425	185,631,436
10,684,660	18,489,802	25,667,414	41,274,437	40,615,151	43,971,749
-	-	-	-	-	-
91,753	80,796	-	341,784	-	-
1,252,500	-	14,103,744	-	-	-
-	-	-	-	-	-
-	-	-	-	-	37,160,000
-	-	(14,943,599)	-	-	(3,776,459)
-	-	-	-	-	59,130
-	-	-	-	-	419,161
-	-	-	-	-	3,770,000
9,104,075	7,644,581	42,407,576	8,709,061	11,473,926	13,919,142
(9,104,075)	(7,644,581)	(48,972,673)	(8,709,061)	(10,896,008)	(14,419,141)
1,344,253	80,796	(7,404,952)	341,784	577,918	37,131,833
(10,158,182.00)	-	-	-	-	-
$ 1,870,731	$ 18,570,598	$ 18,262,462	$ 41,616,221	$ 41,193,069	$ 81,103,582
7.60 %	8.52 %	5.25 %	6.71 %	3.64 %	3.59 %

Fiscal Year	Property and Tax Increment Revenue[a]	Sales and Use Taxes[b]	Business License Tax	Franchise Tax	Gasoline Tax	Transient Occupancy Tax[c]	Real Property Transfer Tax	Total
2014-15	$ 17,152,560	$ 17,084,411	$ 551,202	$ 5,526,119	$ 4,351,675	$ 3,089,802	$ 366,535	$ 48,122,304
2015-16	18,118,214	19,186,043	569,381	5,562,090	3,392,713	3,278,724	493,284	50,600,449
2016-17	19,514,208	18,577,244	589,805	5,352,221	3,031,375	3,716,154	502,781	51,283,788
2017-18	20,983,338	19,267,083	628,303	5,463,623	3,310,498	4,028,350	548,787	54,229,982
2018-19	22,953,195	21,798,640	628,479	6,225,233	3,213,087	4,653,290	440,845	59,912,769
2019-20	24,442,179	21,587,441	666,997	5,458,426	3,559,379	3,697,656	516,045	59,928,123
2020-21	25,981,042	30,305,927	468,666	7,441,119	3,566,382	4,667,137	650,123	73,080,396
2021-22	26,365,999	50,484,625	677,197	7,497,156	3,668,344	5,540,832	952,103	95,186,256
2022-23	28,779,848	50,484,537	624,183	8,684,132	4,225,711	4,608,941	551,908	97,959,260
2023-24	31,159,311	50,073,637	518,357	9,581,190	4,556,678	5,096,411	478,671	101,464,255

[a] The City's property and tax increment revenue has increased over the last ten years due to the increases in the City's population and housing boom.

[b] Sales and Use Taxes for 2021 includes the City's local transactions and use tax (Measure AV) and this is a special district tax that became effective April 1, 2021.

[c] Transient Occupancy Tax has increased by 80.24 percent as the result of additional hotels opening since 2009-10.

Fiscal Year	Secured Property							
	Residential Property	Commercial Property	Industrial Property	Dry Farm Property	Governmental Property	Institutional Property	Irrigated Property	Miscellaneous Property
2014-15	$ 7,077,476,628	$ 1,327,043,593	$ 371,182,157	$ 3,083	$ 292,000	$ 222,889,982	$ 2,152,995	$ 5,245,552
2015-16	7,635,291,990	1,365,232,525	511,346,775	3,144	452,000	225,436,801	2,386,169	3,365,234
2016-17	8,037,144,588	1,420,981,536	538,952,556	3,191	-	243,902,415	2,422,533	5,191,041
2017-18	8,533,219,339	1,469,739,955	591,126,895	3,254	-	255,229,741	2,470,953	5,416,084
2018-19	9,092,073,933	1,539,003,968	637,402,588	1,311,427	-	264,757,053	2,520,345	6,346,928
2019-20	9,604,501,555	1,615,682,922	461,649,492	1,337,654	-	280,936,547	2,973,968	9,002,895
2020-21	10,110,405,114	1,748,162,062	467,272,879	1,364,404	-	332,597,730	3,033,418	9,255,140
2021-22	10,576,572,497	1,776,996,314	499,665,315	1,378,537	-	286,951,575	3,064,824	13,722,590
2022-23	11,388,056,864	1,830,123,822	566,669,970	2,819,010	-	300,040,294	5,193,711	13,997,032
2023-24	12,205,204,006	1,884,903,832	580,332,311	2,875,388	-	356,358,965	18,287,869	12,020,752

Fiscal Year	Secured Property									Total Direct Tax Rate
	Recreational Property	Vacant Land Property	Cross Reference Property	Exempt Property	Unknown Property	Total Secured	SBE Nonunitary Property	Unsecured Property	Total Taxable Assessed Value	
2014-15	$ 30,665,697	$ 558,074,395	$ 174,080,817	$ (78,416,749)	6,000	$ 9,690,696,150	$ 963,200	$ 362,362,996	$10,054,022,346	0.07933
2015-16	31,833,238	577,190,707	200,289,742	(75,198,398)	6,000	10,477,635,927	963,200	415,364,218	10,893,963,345	0.07867
2016-17	32,269,300	605,292,964	176,381,014	(75,989,372)	6,000	10,986,557,766	963,200	392,307,216	11,379,828,182	0.07878
2017-18	35,235,135	652,028,634	201,337,611	(68,143,060)	6,000	11,677,670,541	836,266	448,141,048	12,126,647,855	0.07858
2018-19	40,385,529	649,821,664	196,505,558	(67,773,322)	6,000	12,362,361,671	836,266	499,037,306	12,862,235,243	0.07875
2019-20	40,807,956	646,784,750	261,764,983	(76,302,878)	6,000	12,849,145,844	836,266	741,701,115	13,591,683,225	0.07893
2020-21	53,368,986	690,821,809	262,686,124	(75,151,870)	-	13,603,815,796	836,266	1,014,356,469	14,619,008,531	0.07824
2021-22	51,999,974	696,688,023	272,762,641	(75,763,812)	-	14,104,038,478	743,841	793,603,730	14,898,386,049	0.07858
2022-23	49,497,383	813,600,723	227,898,611	(75,770,290)	22	15,122,127,152	743,841	956,020,410	16,078,891,403	0.08046
2023-24	50,247,113	797,891,383	229,263,300	(72,777,231)	22	$ 16,064,607,710	743,841	1,162,198,761	$17,227,550,312	0.07870

Note 1: Exempt values are not included in total taxable assessed value

Note 2: In 1978 the voters of the State of California passed Proposition 13 which limited taxes to a total maximum rate of 1% based upon the assessed value of the property being taxed. Each year the assessed value of property may be increased by an "inflation factor" (limited to a maximum of 2%). With few exceptions, property is only reassessed as a result of new construction activity or at the time it is sold to a new owner. At that point, the property is reassessed based upon the added value of the construction or at the purchase price (market value) or economic value of the property sold. The assessed valuation data shown above represents the only data currently available with respect to the actual market value of taxable property and is subject to the limitations described above.

Data Source: L.A County Assessor 2014/15 - 2023/24 Combined Tax Rolls

City of Palmdale
Direct and Overlapping Property Tax Rates
Last Ten Fiscal Years
(Rate per $100 of Taxable Value)

	2014-15	2015-16	2016-17	2017-18	2018-19	2019-20	2020-21	2021-22	2022-23	2023-24
Basic Levy[1]	1.00000 %	1.00000 %	1.00000 %	1.00000 %	1.00000 %	1.00000 %	1.00000 %	1.00000 %	1.00000 %	1.00000 %
Acton-Agua Dulce USD DS 2008 Series A	0.03386 %	0.03538 %	0.03886 %	0.03652 %	0.03875 %	0.04022 %	0.03906 %	0.03903 %	0.03790 %	0.03800 %
Antelope Valley Community College	0.02480 %	0.02556 %	0.02560 %	0.04869 %	0.04847 %	0.04722 %	0.04247 %	0.04424 %	0.04060 %	0.04078 %
Antelope Valley Union High	0.02585 %	0.02428 %	0.02474 %	0.02357 %	0.02317 %	0.02187 %	0.02163 %	0.02360 %	0.02289 %	0.02045 %
Antelope Valley East Kern Water Agency	0.07049 %	0.07049 %	0.07049 %	0.07049 %	0.07049 %	0.07049 %	0.07049 %	0.07049 %	0.07049 %	0.07049 %
Eastside Union School District	0.08893 %	0.08176 %	0.08449 %	0.08029 %	0.07257 %	0.07363 %	0.06430 %	0.06774 %	0.04626 %	0.01696 %
Lancaster School District	0.04837 %	0.05449 %	0.05511 %	0.06398 %	0.05620 %	0.05864 %	0.06540 %	0.06567 %	0.06259 %	0.06537 %
Palmdale School District	0.04591 %	0.04973 %	0.03819 %	0.07534 %	0.07211 %	0.07059 %	0.07264 %	0.07121 %	0.07131 %	0.09885 %
Palmdale Water District	0.34586 %	0.29922 %	0.27726 %	0.26591 %	0.22356 %	0.21817 %	0.19676 %	0.26418 %	0.23064 %	0.25930 %
Westside Union School District	0.08166 %	0.08107 %	0.07929 %	0.07904 %	0.07895 %	0.07507 %	0.07656 %	0.07546 %	0.07421 %	0.07431 %
Total Direct & OverlappingTax Rates[2]	1.76573 %	1.72198 %	1.69403 %	1.74383 %	1.68427 %	1.67590 %	1.64931 %	1.72162 %	1.65689 %	1.68451 %
City Share of 1% Levy per Prop 13[3]	0.10374 %	0.10374 %	0.10374 %	0.10374 %	0.10367 %	0.10367 %	0.10367 %	0.10367 %	0.10367 %	0.10367 %
Total Direct Rate[4]	0.43604 %	0.07637 %	0.07933 %	0.07867 %	0.07878 %	0.07858 %	0.07875 %	0.07893 %	0.07824 %	0.07870 %

Notes:

1 In 1978, California voters passed Proposition 13 which set the property tax rate at a 1.00% fixed amount. This 1.00% is shared by all taxing agencies for which the subject property resides within. In addition to the 1.00% fixed amount, property owners are charged taxes as a percentage of assessed property values of the payment of any approved bonds.

2 Overlapping rates are those of local and county governments that apply to property owners within the City. Not all overlapping rates apply to all city property owners.

3 City's share of 1% levy is based on the City's share of the general fund tax rate area with the largest net taxable value with the City. ERAF general fund tax shifts may not be included in tax ratio figures.

4 Total direct rate is the weighted average of all individual direct rates and applied by the City of Palmdale.

Data Source: L.A. County Assessor 2015/14 - 2024/23 Tax Rate Table

	2023-24		2014-15	
Tax Payer	Taxable Assessed Value	Percentage of Total City Taxable Assessed Valuation	Taxable Assessed Value	Percentage of Total City Taxable Assessed Valuation
Lockheed Corporation	$ 682,759,584	3.9 %	$ 228,675,763	2.3 %
Northrop Grumman Systems Corporation	417,276,649	2.4 %	111,238,788	1.1 %
Antelope Valley Shop LLC	248,205,049	1.4 %	119,373,798	1.2 %
Lancaster Hospital Corporation	268,038,287	1.5 %	219,133,961	2.2 %
Walmart/Sam's Club	88,109,137	0.5 %	76,505,013	0.8 %
Spectrum Pacific West LLC	73,897,366	0.4 %	-	0.0 %
Hastings Ranch Shopping Center LP	66,682,263	0.4 %	-	0.0 %
Allegra Palmdale LLC	60,894,000	0.4 %	-	0.0 %
Design Create Explore LLC	53,401,567	0.3 %	-	0.0 %
2018 1 IH Borrower LP	48,959,654	0.3 %	-	0.0 %
MGP X Properties LLC Lessor	-	0.0 %	109,024,669	1.1 %
Time Warner Cable	-	0.0 %	54,546,425	0.5 %
Universal Health Svs of Palmdale Inc.	-	0.0 %	42,501,203	0.4 %
Target Corporation	-	0.0	39,081,127	0.4
LV Ritter Ranch LLC	-	0.0 %	32,572,990	0.3 %
Top Ten Total	2,008,223,556	11.6 %	1,032,653,737	10.2 %
Total City Taxable Assessed Value	$ 17,300,327,543	100.0 %	$ 10,132,439,095	100.0 %

Source: HdL Coren & Cone, Los Angeles County Assessor 2023/24 and 2014/15 Combined Tax Roll

Fiscal Year	City Property Tax			Subsequent Collections			Total Collections	
	Levy (1)	Collections (2)	Percentage of Levy	Supplemental (3)	Redemption((4)	Refunds Adjustments (5)		Percentage of Levy
2014-15	5,181,707	4,561,031	88.02%	159,671	54,300	338,739	5,113,741	98.69%
2015-16	5,564,458	4,851,602	87.19%	186,674	60,744	362,953	5,461,973	98.16%
2016-17	5,402,998	4,987,980	92.32%	140,425	61,470	155,603	5,345,478	98.94%
2017-18	5,828,578	5,228,633	89.71%	147,686	55,389	324,312	5,756,020	98.76%
2018-19	6,806,674	5,583,646	82.03%	181,836	55,887	912,182	6,733,551	98.93%
2019-20	7,618,313	5,801,915	76.16%	175,030	66,903	1,338,234	7,382,082	96.90%
2020-21	7,448,412	6,270,301	84.18%	122,110	112,061	879,714	7,384,186	99.14%
2021-22	7,499,947	6,530,266	87.07%	193,286	112,685	700,093	7,536,330	100.49%
2022-23	7,875,427	6,789,097	86.21%	166,732	119,240	738,453	7,813,522	99.21%
2023-24	7,315,531	7,145,710	97.68%	233,609	124,487	1,173,784	8,677,590	118.62%

(1) Billings represents the Secured, Unsecured, and Homeowners Property Tax billed amounts for each fiscal year

(2) Collections represents the Secured, Unsecured, and Homeowners Property Tax collected amounts for each fiscal year

(3) SB813 requires than a supplemental assessment be enrolled for the amount of the difference in value between regular assessment roll and the new fair market value after a change of ownership. The Supplemental figures were taken from LA County remittances and may include supplemental amounts from prior fiscal years.

(4) Redemption collections represent tax-defaulted secured property taxes that were unpaid at the end of a fiscal year. The Redemption figures were taken from LA County remittances and may include redemption amounts from prior fiscal years.

(5) Refunds represent overpayments of taxes due because of a decrease in value; whereas adjustments represent changes to the tax roll. The Refund and Adjustment figures were taken from LA County remittances and may include refunds and/or adjustments from prior fiscal years.

Fiscal Year	Certificates of Participation	Tax Allocation Bonds[a]	Revenue Bonds	Capital Leases	Other Notes Payable	SBITA Liability	Total Governmental Activities	Percentage of Personal Income (1)	Per Capita[(1)]
2015	$ 65,097,544	$ -	$ 28,337,814	$ 697,150	$ 6,474,923	$ -	$ 100,607,431	3.48 %	646
2016	62,879,049	-	12,440,000	1,636,893	6,117,000	-	83,072,942	2.74 %	519
2017	41,160,000	-	30,736,782	1,310,146	5,862,000	-	79,068,928	2.63 %	499
2018	39,815,000	-	28,901,224	1,091,639	17,614,522	-	87,422,385	2.80 %	550
2019	38,315,000	-	26,982,753	964,360	18,271,625	-	84,533,738	2.54 %	536
2020	36,655,000	-	25,054,801	832,294	15,984,014	-	78,526,109	2.18 %	501
2021	33,649,908	-	22,635,000	1,183,278	15,035,845	-	72,504,031	2.04 %	465
2022	31,542,451	-	21,088,805	1,019,884	13,918,357	-	67,569,497	1.90 %	404
2023	29,438,552	-	18,950,834	966,140	12,573,358	2,629,459	64,558,343	1.55 %	389
2024	27,250,006	-	53,911,990	3,110,827	11,450,485	2,089,276	97,812,584	2.10 %	589

Notes: Details regarding the City's outstanding debt can be found in the notes to the financial statements.

(1) These ratios are calculated using per capita personal income and population for the prior calendar year provided by HdL, Coren & Cone

Source: City of Palmdale, Finance Department

Fiscal Year	Tax Allocation Bonds[a]	Revenue Bonds	Total	Percent of Assessed Value (1)	Per Capita
2015	$ -	$ 28,337,814	$ 28,337,814	0.28 %	177
2016	-	8,205,000	8,205,000	0.08 %	52
2017	-	25,180,000 [a]	25,180,000	0.22 %	158
2018	-	23,685,000	23,685,000	0.19 %	149
2019	-	22,090,000	22,090,000	0.17 %	140
2020	-	20,465,000	20,465,000	0.15 %	131
2021	-	18,800,000	18,800,000	0.15 %	120
2022	-	17,025,000	17,025,000	0.11 %	102
2023	-	15,105,000	15,105,000	0.09 %	91
2024	-	50,190,000 [b]	50,190,000	0.29 %	302

Notes: Details regarding the City's outstanding debt can be found in the notes to the financial statements.

General bonded debt is debt payable with governmental fund resources recorded in Palmdale Financing Authority (of which the City has none).

(1) Assessed value has been used because the actual value of taxable property is not readily available in the State of California.

[a] An increase in total Revenue Bonds reported in 2017 compared to 2016 is the result of refunding revenue bonds issued to pay off certificates of participation during 2016-17.

[b] An increase in total Revenue Bonds reported in 2024 compared to 2023 is the result of newley issued Revenue Bonds to fund the construction of the City's Chimbole Center and the Library.

City Assessed Valuation	$ 9,038,732,423
Redevelopment Agency Incremental Valuation	8,261,595,120
Total Assessed Valuation	$ 17,300,327,543

OVERLAPPING DEBT:	Total Debt 6/30/2024	Percentage Applicable to City	City's Share of Debt 6/30/2024
Antelope Valley Joint Community College District	$ 422,405,916	36.825 %	$ 155,550,979
Antelope Valley Union High School District	23,149,873	41.731 %	9,660,674
Acton-Agua Dulce Unified Schooll District	7,665,665	0.006 %	460
Eastside Union School District	14,745,000	18.465 %	2,722,664
Lancaster School District	63,464,397	0.503 %	319,226
Palmdale School District	199,500,799	94.723 %	188,973,142
Westside Union School District	35,525,600	40.209 %	14,284,489
Palmdale School District Community Facilities District No. 90-1	75,503,773	98.844 %	74,630,949
Westside Union School District Community Facilities Districts	8,605,000	100.000 %	8,605,000
City of Palmdale Community Facilities Districts	44,195,240	100.000 %	44,195,240
City of Palmdale Assessment District No. 2006-1	910,000	100.000 %	910,000
City of Palmdale Street Lighting and Maint Assessment Districts	7,767,112	100.000 %	7,767,112
Los Angeles County General Fund Obligations	2,479,229,730	0.863 %	21,395,753
Los Angeles County Superintendent of Schools Certificates of Participation	2,857,300	0.863 %	24,658
Antelope Valley Joint Community College Dist Certificates of Participation	9,920,000	36.825 %	3,653,040
Acton-Agua Dulce Unified School District Certificates of Participation	1,470,000	0.006 %	88
Antelope Valley Union High School District General Fund Oblications	5,060,000	41.731 %	2,111,589
Lancaster School District Certificates of Participation	5,650,000	0.503 %	28,420
Palmdale School District Certificates of Participation	18,797,247	94.723 %	17,805,316
City of Palmdale General Fund Obligations	74,286,003	100.000 %	74,286,003
Total Overlapping Debt			$ 626,924,802
Successor Agency to Palmdale Redevelopment Agency			$ 54,537,467
Total Direct and Overlapping Debt			$ 681,462,269

Notes:

The percentage of overlapping debt applicable to the city is estimated using taxable assessed property value. Applicable percentages were estimated by determining the portion of the overlaping district's assessed value that is within the boundaries of the city devided by the district's total taxable assessed value.

Combined Total Debt excludes tax and revenue anticipation notes, enterprise revenue, mortgage revenue and non-bounded capital lease obligations.

Data Source HDL Coren & Cone, L. A. County Assessor and Auditor Combined 2023/24 Tax Rolls.

Fiscal Year	Assessed Evaluation	Debt Limit (1)	Total Net Debt Applicable to the Limit (2)	Total Debt Applicable to the Limit as a Percentage of Debt Limit
2014-15	$ 10,380,860,342	$ 389,282,263	$ 112,074,317	28.79 %
2015-16	10,969,161,743	441,343,565	121,994,744	27.64 %
2016-17	11,455,817,554	429,593,158	121,593,787	28.30 %
2017-18	12,194,790,915	457,304,659	114,426,984	25.02 %
2018-19	12,930,008,625	484,875,323	105,383,212	21.73 %
2019-20	13,667,986,103	512,549,479	98,452,808	19.21 %
2020-21	14,694,160,401	551,031,015	91,438,375	16.59 %
2021-22	14,974,149,861	561,530,620	84,274,517	15.01 %
2022-23	16,154,662,024	605,799,826	76,912,668	12.70 %
2023-24	17,300,327,543	648,762,283	104,213,970	16.06 %

Source: Los Angeles County

Note (1): The legal debt limit is statutorily computed at 3.75% of assessed valuation.

Note (2): Total net debt applicable to the limit includes Tax Allocation Bonds and Revenue Bonds.

Note (3): The aggregate principal amount of the City's general obligation debt for public improvements is statutorily limited to 15.0 percent of the City's total reported assessed valuation.

City of Palmdale

Former Community Redevelopment Agency - Project Area 1 & 1 A Pledged-Revenue Coverage

Last Ten Fiscal Years

Fiscal Year	1993 Revenue Bonds Debt Service (1)		2003 Revenue Bonds 19.2 Debt Service (3)		2009 Note Payable 6.0 Debt Service (4)		2010 Tax Allocation Note 27.5 Debt Service (5)	
	Principal	Interest	Principal	Interest	Principal	Interest	Principal	Interest
2015	$ -	$ -	$ 875,000	$ 638,338	$ 115,000	$ 366,491	$ 1,344,967	$ 1,405,693
2016	-	-	910,000	602,638	125,000	358,613	1,429,282	1,321,378
2017	-	-	-	-	-	-	1,518,883	1,231,777
2018	-	-	-	-	-	-	1,614,102	1,136,558
2019	-	-	-	-	-	-	1,715,292	1,035,369
2020	-	-	-	-	-	-	1,822,825	927,835
2021	-	-	-	-	-	-	1,937,100	813,560
2022	-	-	-	-	-	-	2,058,542	692,118
2023	-	-	-	-	-	-	2,187,598	563,063
2024	-	-	-	-	-	-	2,321,278	429,382

Fiscal Year	Debt Summary			Pledge Revenue			
	Total Principal	Total Interest	Total Debt Service	Gross Tax Increment (6)	Less: Operating Expenses (7)	Net Available	Coverage
2015	$ 2,334,967	$ 2,410,522	$ 4,745,489	$ 8,956,435	$ 327,804	$ 8,628,631	1.82
2016	2,464,282	2,282,629	4,746,911	9,245,959	352,357	8,893,602	1.87
2017	1,518,883	1,231,777	2,750,660	9,666,704	393,523	9,273,181	3.37
2018	1,614,102	1,136,558	2,750,660	10,236,117	402,461	9,833,656	3.58
2019	1,715,292	1,035,369	2,750,661	10,529,801	429,833	10,099,968	3.67
2020	1,822,825	927,835	2,750,660	11,393,921	452,757	10,941,164	3.98
2021	1,937,100	813,560	2,750,660	11,560,764	477,635	11,083,129	4.03
2022	2,058,542	692,118	2,750,660	10,762,947	485,552	10,277,395	3.74
2023	2,187,598	563,063	2,750,661	14,423,539	501,972	13,921,567	5.06
2024	2,321,278	429,382	2,750,660	13,262,411	515,909	12,746,502	4.63

Note: Details regarding the City's debt and the Successor Agency to the former Community Redevelopment Agency's debt can be found in the notes

Note: As the result of the dissolution of the former Community Redevelopment Agency, the debt listed on this schedule has been assumed by the Successor Agency of the Former Community Redevelopment Agency. The debt has been approved by the State Department of Finance as an enforceable obligation and will be paid from future tax revenues received by the Private Purpose Trust Fund. (Note 18)

Source: City of Palmdale, Finance Department

(1) Revenue Bonds were fully matured and paid off in FY 2011.

(2) 2003 Bond Anticipation Note was fully defeased in June 2009 by the CRA Loan associated with the 2009 Revenue Bonds.

(3) 2003 Revenue Bonds were fully defeased in April 2016 by the Successor Agency 2016 Series A Tax Allocation Refunding Bonds.

(4) 2009 Revenue Bonds were fully defeased in June 2016 by the Successor Agency 2016 Series B Tax Allocation Refunding Bonds.

(5) Sole source of payment on 2011 Tax Allocation Notes is Available Tax Increment, but is subordinate to any existing or future indebtedness.

(6) Gross Tax Increment consist of property taxes generated from Project Area No. 1&1A

(7) Operating Expenses consist of the 20% set-aside property taxes generated from Project Area No. 1&1A up until 2011, pass through payments pursuant to agreements to allocate tax increment funds to various Local Agencies, and other charges related to administering Area 1&1A debt.

	1999 Sublien TAB 2.7 Debt Service (2)		2002 TAB 5.3 Debt Service		2004 TAB 6.09 Debt Service (3)		2004 TAB 18.5 Debt Service (3)		1998 TAB 30.6 Debt Services (2)		1994 Revenue Bonds Debt Service (1)		1997 Revenue Bonds Debt Service (1)	
Fiscal Year	Principal	Interest	Principal	Interest	Principal	Interest	Principal	Interest	Principal	Interest	Principal	Interest	Principal	Interest
2015	$ 110,000	$ 144,925	$ -	$ -	$ 160,000	$ 258,580	$ 310,000	$ 858,500	$ 710,000	$ 1,247,750	$ 205,000	$ -	$ 850,000	$ 74,480
2016	115,000	70,950	-	-	165,000	252,890	320,000	842,750	740,000	1,211,500	215,000	-	905,000	25,340
2017	-	-	970,000	-	-	-	-	-	-	-	-	-	-	-
2018	-	-	-	-	-	-	-	-	-	-	-	-	-	-
2019	-	-	-	-	-	-	-	-	-	-	-	-	-	-
2020	-	-	-	-	-	-	-	-	-	-	-	-	-	-
2021	-	-	-	-	-	-	-	-	-	-	-	-	-	-
2022	-	-	-	-	-	-	-	-	-	-	-	-	-	-
2023	-	-	-	-	-	-	-	-	-	-	-	-	-	-
2024	-	-	-	-	-	-	-	-	-	-	-	-	-	-

	2016 TAB A&B 73.1 Debt Service		Debt Summary			Pledge Revenue				
Fiscal Year	Total Principal	Total Interest	Total Principal	Total Interest	Total Debt Service	Sales Tax (4)	Gross Tax Increment (6)	Less: Operating Expenses (7)	Net Available	Coverage
2015	$ -	$ -	$ 2,345,000	$ 2,584,235	$ 4,929,235	Note (6)	$ 32,813,662	$ 19,508,055	Note (6)	Note (6)
2016	-	-	2,460,000	2,403,430	4,863,430	Note (6)	34,915,819	20,449,662	Note (6)	Note (6)
2017	1,235,000	2,611,743	2,205,000	2,611,743	4,816,743	Note (7)	40,469,941	22,224,293	18245648	4
2018	3,130,000	3,394,850	3,130,000	3,394,850	6,524,850	Note (7)	40,400,227	22,619,322	17780905	3
2019	3,250,000	3,282,900	3,250,000	3,282	3,253,282	Note (7)	44,929,524	24,908,918	20,020,606	3.06
2020	3,365,000	3,133,775	3,365,000	3,133,775	6,498,775	Note (7)	45,399,840	27,528,918	17,870,922	2.75
2021	3,540,000	2,961,150	3,540,000	2,961,150	6,501,150	Note (7)	55,069,687	29,999,947	25,069,740	3.86
2022	3,725,000	2,779,525	3,725,000	2,779,525	6,504,525	Note (7)	51,713,436	25,024,544	26,688,892	3.59
2023	3,915,000	2,588,525	3,915,000	2,588,525	6,503,525	Note (7)	59,111,800	30,448,362	28,663,438	4.41
2024	4,085,000	2,388,525	4,085,000	2,388,525	6,473,525	Note (7)	60,168,056	32,002,572	28,165,484	4.35

Note: Details regarding the City's debt and the Successor Agency to the former Community Redevelopment Agency's debt can be found in the notes to the financial statements.

Note: As the result of the dissolution of the former Community Redevelopment Agency, the debt listed on this schedule has been assumed by the Successor Agency of the Former Community Redevelopment Agency. The debt has been approved by the State Department of Finance as an enforceable obligation and will be paid from future tax revenues received by the Private Purpose Trust Fund. (Note 18)

Source: City of Palmdale, Finance Department

(1) The 1994 and 1997 Revenue Bonds were fully matured and paid off in FY 2016.

(2) The 1998 and 1999 Tax Allocation Bonds were fully defeased in April 2016 by the Successor Agency 2016 Series A Tax Allocation Refunding Bonds.

(3) The 2004 $18.5M and 2004 $6.1 Tax Allocation Bonds were fully defeased in June 2016 by the Successor Agency 2016 Series B Tax Allocation Refunding Bonds.

(4) (Gross sales tax and tax increment consist of property taxes and sales tax generated from Project Area No. 2A.

(5) Operating Expenses consist of the 20% set-aside property taxes generated from Project Area No. 2A up until 2011, pass through payments pursuant to agreements to allocate tax increment funds to various Local Agencies, and other charges related to administering Area 2A debt.

(6) Due to the dissolution of the Community Redevelopment Agency in 2012, the Sales Tax generated by Project Area was not available therefore the "Net Available" and "Coverage" percent is not available.

(7) Due to the FY 2016 refunding of bond issues with a sales tax pledge, there is no longer any pledge of sales tax towards any Successor Agency debt.

Former Community Redevelopment Agency - Project Area 2A (20 Percent Set Aside) Pledged-Revenue Coverage

Last Ten Fiscal Years

	2003 TAB 5.9 Debt Service (1)		2003 TAB 7.2 Debt Service (1)		2005 TAB 14.115 Debt Service (1)		2005 TAB 2.8 Debt Service (1)	
Fiscal Year	Principal	Interest	Principal	Interest	Principal	Interest	Principal	Interest
2015	$ 180,000	$ 186,043	$ 35,000	$ 339,803	$ 550,000	$ 430,541	$ 35,000	$ 112,356
2016	190,000	179,103	35,000	338,333	570,000	407,479	40,000	110,976
2017	-	-	-	-	-	-	-	-
2018	-	-	-	-	-	-	-	-
2019	-	-	-	-	-	-	-	-
2020	-	-	-	-	-	-	-	-
2021	-	-	-	-	-	-	-	-
2022	-	-	-	-	-	-	-	-
2023	-	-	-	-	-	-	-	-
2024	-	-	-	-	-	-	-	-

	Debt Summary			Pledge Revenue		
Fiscal Year	Total Principal	Total Interest	Total Debt Service	20 Percent Set Aside Tax Increment (2)	Net Available	Coverage
2015	$ 800,000	$ 1,068,743	$ 1,868,743	$ 5,921,235	$ 5,921,235	3.17
2016	835,000	1,035,891	1,870,891	5,881,400	5,881,400	3.15
2017	-	-	-	6,562,732	6,562,732	3.51
2018	-	-	-	6,983,164	6,983,164	3.73
2019	-	-	-	-	-	-
2020	-	-	-	-	-	-
2021	-	-	-	-	-	-
2022	-	-	-	-	-	-
2023	-	-	-	-	-	-
2024	-	-	-	-	-	-

Note: Details regarding the City's debt and the Successor Agency to the former Community Redevelopment Agency's debt can be found in the notes to the financial statements

Note: As the result of the dissolution of the former Community Redevelopment Agency, the debt listed on this schedule has been assumed by the Successor Agency of the Former Community Redevelopment Agency. The debt has been approved by the State Department of Finance as an enforceable obligation and will be paid from future tax revenues received by the Private Purpose Trust Fund. (Note 18)

Source: City of Palmdale, Finance Department

(1) The 2003 Series C & D TAB's and the 2005 Series E & F TAB's were fully defeased in April 2016 by the Successor Agency 2016 Series B TAB's.

(2) The pledged revenues represent 20% property tax increments generated from Project Area 2A and set aside as required by State law for low and moderate income housing.

(3) Due to the dissolution of the Community Redevelopment Agency during 2012, the 20% set aside is no longer required. The 20% set aside calculated is based on what it should have been if legally required.

Fiscal Year	(1) Population	(2) Personal Income (thousands of dollars)	(2) Per Capita Personal Income	(2) Median Age	(3) School Enrollment	(4) Unemployment Rate	(5) Percent of Pop 25+ with HS Degree	(5) Percent of Pop 25+ with Bachelor's Degree
2014	155,734	$ 2,892,448	$ 18,573	29.10	35,356	11.0 %	74.2 %	15.3 %
2015	160,072	3,028,678	18,920	29.30	34,932	9.0 %	73.6 %	15.5 %
2016	158,605	3,010,803	18,983	30.10	33,874	7.1 %	74.2 %	14.8 %
2017	158,905	3,121,978	19,646	30.40	36,785	6.2 %	74.0 %	15.0 %
2018	157,854	3,327,236	21,077	31.30	35,799	6.4 %	74.4 %	14.7 %
2019	156,737	3,598,995	22,962	31.90	22,166	14.9 %	75.8 %	16.5 %
2020	156,074	3,545,820	22,718	32.00	4,946	15.3 %	74.6 %	15.5 %
2021	167,398	3,565,478	21,299	32.30	35,812	12.4 %	75.6 %	15.7 %
2022	165,917	4,173,670	25,155	32.60	35,640	7.1 %	76.3 %	16.1 %
2023	166,055	4,653,319	28,022	33.00	36,361	6.6 %	76.6 %	16.7 %

Source:

(1) California State Department of Finance, Demographic Research Unit E-1: City/County Population Estimates

(2) HdL Coren & Cone, U.S. Census Bureau, most recent American Community Survey. 2010, and later - Income, Age and Education Data - US Census Bureau, most recent American Community Survey.

(3) Palmdale School District, California Department of Education - SARC Not Available for Palmdale School District and AVUHSD. Only Westside School District is available

(4) California Employment Development Department.

(5) U.S. Census Bureau

	2024			2014	
Employer	Number of Employees	Percentage of Total Valley Employment	Employer	Number of Employees	Percentage of Total Valley Employment
Northrop Grumman	8,680	50.01%	Edwards Air Force Base	10,647	25.88%
Lockeed Martin	4,597	26.49%	China Lake NWC	9,172	22.30%
Palmdale Regional Medical Center	1,081	6.23%	County of Los Angeles	3,743	9.10%
Walmart Supercenters (3 Stores)	942	5.43%	Northrop Grumman	2,772	6.74%
Target Stores (2 Stores+Optical)	452	2.60%	Lockheed Martin	2,712	6.59%
Keller Williams Realty Antelope Valley	399	2.30%	AV High School District	2,689	6.54%
Vallarta Supermarket (3 Stores)	370	2.13%	Palmdale School District	2,682	6.52%
Allied Universal Securtiy Services	295	1.70%	Mojave Air & Spaceport	2,500	6.08%
The Home Depot (2 Stores)	283	1.63%	Antelope Valley Hospital	2,300	5.59%
Lowe's Home Centers (2 Stores)	257	1.48%	Walmart	1,922	4.67%

Source: City of Palmdale Economic and Community Developement-Business Lincenses Division (HDL)

Function	2015	2016	2017	2018	2019	2020	2021	2022	2023	2024
City Council	-	-	-	-	-	-	0.50	1.00	1.00	1.50
City Manager	5.00	6.00	8.00	8.00	12.00	25.00	46.50	56.00	56.00	81.50
City Attorney	4.00	4.00	4.00	4.00	6.00	6.00	8.00	8.00	8.00	4.00
Administrative Services	20.00	20.00	21.00	21.00	21.00	13.00	-	-	-	-
Economic & Community Development*	39.00	25.00	27.00	29.00	29.00	30.00	31.00	34.00	34.00	34.00
Neighborhood Services	21.00	20.00	21.00	24.00	23.00	23.00	24.00	31.00	38.00	14.00
Public Works*	81.00	97.00	103.00	110.00	112.00	114.00	116.00	119.00	126.00	128.00
Recreation & Culture	14.00	14.00	14.00	16.00	16.00	17.00	19.00	22.00	24.00	28.00
Total	184.00	186.00	198.00	212.00	219.00	228.00	245.00	271.00	287.00	291.00

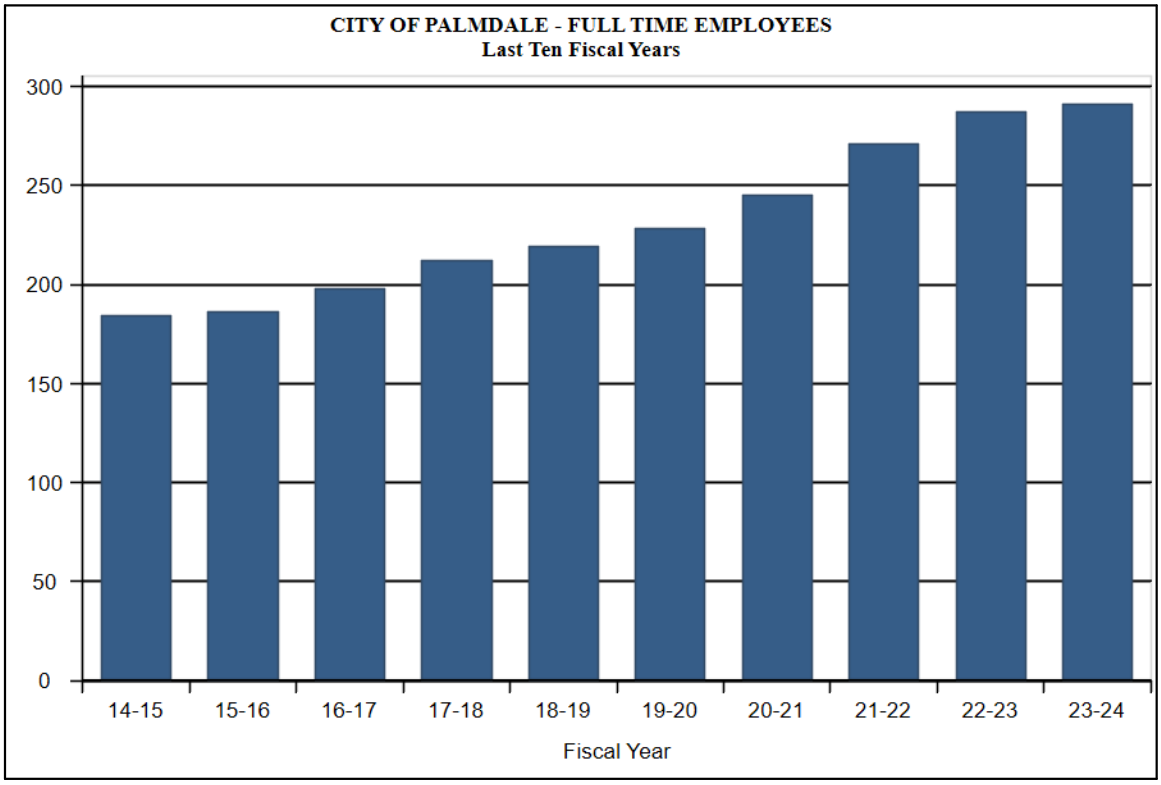

* 2021 reorganization resulted in consolidation of Administrative Services full time employees into City Manager's Office.

* 2016 Fluctuation in full time employees was caused by a reorganization.

Source: City of Palmdale, Finance Department

Function/Program	2014/15	2015/16	2016/17	2017/18	2018/19	2019/20	2020/21	2021/22	2022/23	2023/24
Communications:										
Video Segments Produced[1]	10	16	12	21	94	127	113	124	145	56
Commercials/Social Media[1]	5	7	8	7	5	8	8	932	597	594
Photos/Graphics Produced[1]	24	39	33	39	65	68	72	985	961	1,029
Publications Produced[1]	3	3	3	3	15	15	15	104	3	4
Newsletters/Media Releases[1]	102	148	109	188	224	265	309	251	213	317
Economic and Community Development:										
Film Permits Issued	19	36	35	29	30	19	28	39	29	15
Businesses Licensed	8,873	9,585	10,099	9,929	9,456	9,372	6,560	8,692	8,207	8,711
Building Permits Issued	1,517	1,814	1,742	1,566	1,674	1,935	1,951	1,224	1,979	4,117
Engineer Grading Permits Issued	17	22	26	18	16	41	27	48	30	16
Engineer Geotechnical Review	10	20	12	12	17	20	16	45	28	33
Engineer Improvement Plans	70	139	166	194	373	320	115	251	367	373
Engineer Inspections	3,200	2,219	965	1,101	1,543	1,311	1,009	1,575	1,502	1,470
Financial Assistance to Businesses	-	-	-	-	-	-	70	34	24	-
SBDC Business Counseling/Training Hours	275	206	374	286	351	249	358	444	8,000	517
Business Retention Site Visits	35	34	36	35	25	8	290	385	558	246
AJCC Training Hours for Local Businesses and Workforce	-	-	-	-	-	-	-	-	-	2,080
:										
Buildings Maintained	57	64	65	57	60	60	60	75	75	75
Square Footage of Facilities	415,830	424,488	418,000	418,000	423,000	432,000	432,000	405,000	420,000	420,000
Neighborhood Services										
Neighborhood Watch Presentations	118	66	86	88	32	14	16	21	34	45
Business Watch Presentations	11	52	57	63	11	3	2	2	8	17
PAC Presentations	11	25	8	11	8	4	5	3	11	23
Administration Citations Processed	741	361	818	630	559	1,242	968	1,081	1,479	1,031
Parking Enforcement:										
Vehicle Impounds	205	500	483	462	396	405	351	268	417	1,027
Citations Issued	5,195	3,560	5,430	7,233	6,014	6,633	3,065	3,073	3,890	6,937
Calls for Service	1,086	2,837	9,346	2,007	2,626	2,485	3,445	1,620	1,032	1,128
Number of Law Violations::										
Part 1 Crimes	4,750	4,200	5,946	4,082	3,757	2,895	3,232	3,327	3,450	3,773
Part 2 Crimes	6,614	4,835	10,743	7,876	7,985	5,387	6,985	4,866	6,131	4,116
Crime Reports Taken	19,254	15,630	16,689	11,958	11,742	8,268	12,232	12,325	14,587	15,190
Arrests	6,206	5,976	9,061	6,583	6,652	6,554	5,355	4,606	3,648	3,156
Accident Reports Taken	1,967	2,081	2,226	1,435	1,850	1,720	2,320	1,855	1,684	1,958
Animal Licenses Issued	8,318	9,643	11,416	11,616	11,747	10,656	8,111	8,923	7,469	7,682
Code Enforcement Cases Closed	3,835	4,190	4,607	4,390	3,045	3,572	2,271	3,680	4,883	3,629
Mobile Home Parks Paid Occupied Spaces	787	787	787	787	787	787	791	784	784	784
Affordable Housing - Apartment Units[4]	-	291	291	291	291	299	299	296	295	291

Function/Program	2014/15	2015/16	2016/17	2017/18	2018/19	2019/20	2020/21	2021/22	2022/23	2023/24
Health and Welfare:										
Family Members Assisted with Food and/or Shelter	7,184	7,516	6,573	9,143	3,080	5,563	4,346	5,846	12,111	9,235
SAVES Meals Provided	361,956	94,170	94,595	118,321	209,100	347,511	387,610	314,740	372,260	547,083
SAVES Motel Vouchers Provided (Night)	29	59	160	101	61	42	298	490	2,067	1,413
Public Services:										
Number of Landscape Districts Maintained	248	230	230	230	233	233	248	246	246	249
Landscaped Area (Acres) Maintained	253	376	377	377	377	377	381	482	482	483
Irrigation Controllers Maintained	542	532	413	413	534	534	534	518	518	521
Landscape Median Area Maintained (Sq. Ft.)	2,500,344	2,500,344	2,553,144	2,553,144	2,553,144	2,553,114	2,553,144	2,581,950	2,581,950	2,581,950
SR 14 Interchange Area Maintained (Sq. Ft.)	125,382	125,382	125,382	125,382	125,382	125,382	125,382	125,382	125,382	125,382
Park-n-ride Spaces Maintained	2,009	2,009	2,009	2,009	2,006	2,006	2,006	2,006	2,006	2,006
Park-n-ride Acres Maintained	22	22	22	22	22	22	22	22	22	22
Detention Basins Maintained	226	267	267	267	267	267	267	294	294	295
Detention Basins (Acres) Maintained	94	110	110	110	110	110	110	613	613	614
Service Requests - Landscape Maint.	1,109	1,236	1,016	1,016	1,297	1,297	1,310	3,791	3,692	5,795
Vandalism Repair Hours	20	23	13	13	42	42	42	2,772	3,797	4,324
Graffiti Abatement Hours	1,211	4,720	1,204	1,210	1,573	1,573	1,781	2,085	3,230	3,782
Lighting Districts	164	164	164	164	170	170	170	5	5	5
Number of Street Lights in Districts	18,513	18,515	18,515	18,515	18,523	18,523	18,523	18,592	18,790	18,632
Commercial Acreage in Street Lighting Districts	2,090	2,111	2,111	2,111	2,115	2,115	2,115	2,166	2,167	2,167
Commercial Acreage in Street Lighting Districts	40,770	40,785	40,785	40,792	40,790	40,790	40,790	46,329	46,559	39,754
Striping and Marking ln. Ft. and Sq. Ft.	2,500,000	2,500,000	1,713,453	2,500,000	2,500,000	2,500,000	2,500,000	2,500,000	2,500,000	2,500,000
Trees Planted	320	45	100	75	141	141	142	104	91	70
Trees Pruned	410	455	455	1,678	959	959	755	2,843	2,688	1,339
Street Signs Maintained	9,100	9,150	14,500	14,500	14,500	14,500	14,560	14,560	14,560	20,452
Street Centerline Miles	504	504	508	508	508	508	508	508	508	534
Street Pavement Area (Acres)	2,109	2,109	2,172	2,172	2,172	2,172	2,172	2,172	2,712	2,282
Bridges Maintained	9	9	9	9	9	9	9	9	9	12
Box Culverts Maintained	7	7	7	7	7	7	7	7	7	7
Number of Passengers Served3	3,500,593	3,462,497	2,534,682	2,442,282	2,301,868	1,902,780	2,451,000	1,113,754	1,245,217	1,560,004
Number of Commuter and Fixed Routes3	18	18	18	19	21	22	22	20	20	20
Cultural and Recreational:										
Library Circulation	284,027	263,750	315,639	198,361	179,521	179,521	60,700	144,407	160,668	163,515
Library Volumes Owned	-	73,045	73,612	78,073	88,214	88,214	33,100	26,923	230,012	85,165
Library Programs	190	271	339	428	528	528	180	185	239	413
Playhouse General Attendance	-	-	8,900	10,800	16,200	8,000	-	5,000	7,520	10,774
Larry Chimbole Center Attendance	75,000	80,000	80,000	80,120	80,500	40,000	9,200	35,577	-	-
Legacy Commons Attendance	37,000	40,000	55,875	55,900	59,556	49,825	5,000	39,500	63,209	81,244

Function/Program	2014/15	2015/16	2016/17	2017/18	2018/19	2019/20	2020/21	2021/22	2022/23	2023/24
Oasis Park Recreation Center Attendance	-	-	47,000	47,000	47,200	15,000	1,500	61,522	34,600	21,126
Amphitheater Attendance	-	-	47,500	50,800	48,600	10,000	7,500	8,507	30,426	25,000
Recreational Swimming Attendance	-	-	2,450	2,500	2,400	3,081	2,218	1,200	3,080	1,637
Lesson Swimming Attendance	-	-	2,680	2,587	2,450	1,665	1,415	2,646	1,885	3,695
Youth Sports Participants	1,661	1,784	1,664	1,586	1,718	1,169	818	1,229	1,401	1,508
Adult Sports Participants	2,446	2,530	2,574	2,560	1,712	1,192	60	1,200	1,050	1,232
General Program Registrants[2]	13,701	11,328	11,510	11,264	12,000	9,000	7,600	8,100	8,260	11,909
Aquatic Program Registrants[2]	8,378	2,833	2,910	2,999	2,800	3,200	2,300	2,900	3,127	3,842
Facility Rental Bookings[2]	4,819	2,600	4,452	925	698	400	90	6,419	2,489	3,560
Airpark Attendance[2]	16,918	17,100	16,336	17,000	20,210	3,000	600	10,000	13,500	2,600
Airpark Guided Tours[2]	51	60	22	30	34	10	2	1	-	-
Community Event Attendance[2]	43,000	44,000	44,000	44,000	50,600	10,000	200	9,000	12,000	1,854
Playhouse Performance Attendance[2]	10,125	9,416	13,345	15,230	16,200	5,000	-	4,428	6,430	6,430
DryTown Admissions[2]	85,000	91,400	92,000	92,000	77,137	34,443	10,000	84,096	72,963	60,218
Tournament Attendance[2]	46,500	47,320	58,032	65,000	85,000	65,000	4,500	70,000	80,000	80,000

*Source: City of Palmdale, various City departments

Note

(1) New methodology used beginning FY 2021-22

(2) Began reporting in FY 2013-14

(3) Figures provided by Antelope Valley Transit Authority

(4) Four multifamily apartment buildings purchased in September 2015

Function/Program	2015	2016	2017	2018	2019	2020	2021	2022	2023	2024
General Government:										
Number of City Owned Building Facilities	47	55	55	55	55	55	55	75	75	75
City Vehicles	4	4	4	4	4	4	4	4	4	4
Public Safety Vehicles	8	12	12	16	26	31	33	34	34	34
Public Services:										
Streets and Bikeways (miles)	580	580	580	580	580	580	580	580	580	536
Landscaped Area (Acres)	260	260	260	260	260	260	260	482	482	483
Park-n-ride	22	22	22	22	22	22	22	22	22	22
Storm Drainage Systems (Feet)	95,000	95,000	95,000	95,000	95,000	100,000	100,000	100,000	100,000	100,000
Retention and Detention Basins	11	11	11	11	11	11	11	300	300	301
Storm Drainage Pump Stations	3	3	3	3	19	19	19	19	19	20
Detention Basins (Acres)	207	207	207	207	207	207	207	613	613	614
Traffic Signals	168	184	188	195	195	199	200	252	226	236
Traffic Signs	8,700	8,700	8,750	8,750	8,750	8,750	8,750	14,560	12,560	20,452
Transportation Center	1	1	1	1	1	1	1	1	1	1
Bridges	9	9	9	9	9	9	9	9	9	9
Street Lights1	4,200	4,200	4,200	18,523	18,523	18,523	18,523	18,523	18,790	18,790
Vehicles	75	91	91	104	102	101	101	101	106	111
Traffic Operation Center	-	-	-	-	-	-	-	1	1	1
Community Development:										
Mobile Home Parks	3	3	3	3	3	3	3	3	3	3
Cultural and Recreational:										
Number of Parks	21	21	22	22	22	22	22	23	24	22
Developed Park Acreage	576	576	576	588	588	588	588	592	351	368
Number of Swimming Pools	3	3	3	3	4	4	4	4	4	4
Number of Tennis Courts	9	10	10	10	10	10	10	10	10	7
Number of Libraries	1	1	1	1	1	1	1	1	1	1
Number of Community Centers	3	3	3	3	3	3	3	3	3	3
Skate Parks	2	2	2	2	2	2	2	2	2	2
Soccer Fields	27	29	30	30	30	30	30	30	29	20
Basketball Courts	8	9	9	9	9	9	9	9	9	12
Softball Diamonds	20	13	13	13	15	15	15	15	16	10
Volleyball Courts	6	7	7	7	7	7	7	7	7	5
Little League Fields	11	11	11	11	11	11	11	11	11	6
Roller Hockey Rinks	2	2	2	2	2	2	2	2	2	2
Aquatics Facility - Water Park	1	1	1	1	1	1	1	1	1	1
Community Theatre	1	1	1	1	1	1	1	1	1	1
Amphitheater	1	1	1	1	1	1	1	1	1	1
Vehicles	4	6	6	5	6	6	6	6	6	6
Health and Welfare:										
Vehicles	2	2	2	2	2	3	3	3	3	3

Source: City of Palmdale, various City departments

(1) The City of Palmdale obtained jurisdiction of 14,315 Los Angeles County street lights in 2013; currently in the process of acquisition of street lights.

City of Palmdale

38300 Sierra Highway, Palmdale, California 93550
661/267-5100 • www.cityofpalmdale.org

City Council Staff Report

DATE: **MAY 6, 2025**

TO: **HONORABLE MAYOR AND CITY COUNCIL**

FROM: **CITY MANAGER DEPARTMENT**
CITY CLERK DIVISION

DISTRICT: **ALL**

SUBJECT: **APPOINT SEVEN (7) MEMBERS AND TWO (2) ALTERNATES TO THE MEASURE AV OVERSIGHT COMMITTEE**

RECOMMENDATION

Staff recommend that the City Council:

Appoint seven (7) members and two (2) alternates to the Measure AV Oversight Committee for a term to expire on April 30, 2027.

BACKGROUND

At the General Municipal Election held on November 3, 2020, voters approved the enactment of a local ¾ cent transaction and use tax in the City of Palmdale. The measure allowed for local control of sales tax dollars, long-term fiscal sustainability, and allowed the City to continue to fund reliable essential services for the community. The revenues and expenditures from the tax are to be regularly reviewed by a citizens' advisory committee to ensure the funds collected are expended for the purposes specified in the Measure AV Ballot language and to provide enhanced transparency and public participation.

DISCUSSION

The terms for the current Measure AV Oversight Committee Members have expired. Recruitment was opened from February 27, 2025, through March 31, 2025, and extended through April 10, 2025.

Twelve applications were received that met the following qualifications: applicants must reside in or own a business in the City of Palmdale, be willing to serve a minimum of two years on the committee, and may not be an elected official. All applications were provided to the City Council for their review.

Appointments to the Measure AV Oversight Committee are made pursuant to Palmdale Municipal Code §2.08.030. The applicants are listed in the table below. District Information is provided for qualification purposes only.

DISTRICT 1	DISTRICT 2	DISTRICT 3	DISTRICT 4	DISTRICT 5	Outside City
Councilmember Bishop	Mayor Loa	Mayor Pro Tem Bettencourt	Councilmember Ohlsen	Councilmember Alarcón	Boundaries
*Barbara Smart (Current Member)	*Steven D. Angebrandt (Current Member)	James Bolden	Elias Acevedo	*Cynthia Garcia (Current Member)	*Rick Carr – Palmdale Business Owner (Current Member)
	Everett, Lourdes T.	Antonio Ortega	Elvia Aldaco Salazar	Celia Reyes Ayala	
	Paul Sanchez	Raymiro Gomez-Galiano			
* Currently serving members of the Measure AV Oversight Committee					

FISCAL IMPACT

$4,500; Committee Members receive $100 per meeting, and the Chair receives $150 per meeting. The Committee meets bi-monthly.

STRATEGIC PLAN

Goal II: Ensure long-term fiscal health of the City and maintain funding for services.

C. Involve and expand engagement to enhance public oversight and transparency.

Prepared by:	Roxanne Faber, City Clerk
Certified as to availability of Funds	Janelle Samson, Director of Operations
Approved by:	Salvador Mendez, City Manager Pro Tem
Approved as to form:	Alexandra Halfman, Acting City Attorney

ATTACHMENTS

Apps Redacted

PALMDALE

a place to call home

Office of the City Clerk
38300 Sierra Highway, Suite C
Palmdale, CA 93550
(661) 267-5151

Measure AV Oversight Committee Application

The City of Palmdale is an equal opportunity employer and does not discriminate in hiring or employment upon any basis prohibited by law, including race, color, creed, religion, age, sex (including pregnancy, childbirth and related medical conditions), cancer, national origin, genetic characteristics, genetic information, ancestry, sexual orientation, gender, gender identity, gender expression, marital status, veteran status, disability, or any other basis protected by applicable law. None of the questions or information sought in this application are intended to discriminate based upon any status protected by law. If you need reasonable accommodation in completing this application, or in any other part of the application process, please contact the City Clerk's Office at 661/267-5151.

Measure AV Oversight Committee Information:

District 1

Date 3/12/25

Please Print

Name Smart Barbara Ann
Last First Middle

Business Telephone (____) _____ Home Telephone ([redacted]

Cell Phone ([redacted] E-mail [redacted]

Possession of a valid California driver's license and the ability to be insured with the City's insurance carrier is required.

Present Address [redacted] Palmdale, CA 93551
No. Street City State Zip

Permanent Address if different from present address

_____
No. Street City State Zip

Personal Information
(Please attach additional sheets, if necessary.)

1. Yes _____ No X Are you currently serving as an elected city or county official? If yes, please explain. If no, type N/A

   See Attached Sheet.

2. Yes _____ No X Do you or any members of your immediate family own any interest in any enterprise which does or might do business with the City and/or the Board/Commission?

   See Attached Sheet.

3. Yes X No _____ Do you or any members of your immediate family own any interest in any real property adjacent to or within the City of Palmdale?

   See Attached Sheet.

4. Yes _____ No X Do you or any members of your immediate family have any interests or associations which might present a conflict of interest?

   See Attached Sheet.

5. List all current organizations and societies of which you are a member.

   Sheet Attached Sheet

6. Describe any public service experience serving on a commission or public body?

   Sheet Attached Sheet

7. Why do you want to serve on the Measure AV Oversight Committee?

   Sheet Attached Sheet

8. What is your vision for Palmdale?

   Sheet Attached Sheet

9. Please describe your experience and knowledge of local government finance.
See Attached Sheet

10. Please describe how you will contribute to the Measure AV Oversight Committee.
See Attached Sheet

11. Please list three items you personally think, if funded appropriately, could increase the quality of life in Palmdale.
See Attached Sheet

Education, Training and Experience:

School	Name & Address	No. of Years Completed	Did you Graduate?	Degree or Diploma	GPA (i.e., A=4.0)
High School	Verdugo Hills High School, Tujunga, CA	3	Yes x No	Diploma	
College / University	University of Phoenix	1	Yes No x		
Vocational			Yes No		
Other					

Employment History
List below all present and past employment for the last ten (10) years starting with your most recent employer. Account for all periods of unemployment. You must complete this section even if attaching a resume.

Name of Employer: City of Los Angeles, Department of Water and Power

Address: 111 N Hope Street, Los Angeles, CA, 90011
No. Street City State Zip

Type of Business: Municiple Utility Company - Water and Power

Telephone No. (800) 3425397 Your Supervisor's Name: Melani Chacon

Your Position and Duties: Commercial Service Supervisor (Billing Supervisor)

Major Accomplishments: Supervised a group of over 100 exceptions billers, making corrections to customer's water and power bills. Was responsible for hiring, decepline, training, budget, reports, escalated and sensitive custome

Dates of Employment: From April 1083 To February 2014

Reason for Leaving: Retired - Not eligible for rehire, as retirees are not subject to regular employment. They are, however eligible for contract work.

Upon leaving, were you eligible for rehire? Yes ___ No x

Name of Employer: _____

Address: _____
No. Street City State Zip

Type of Business: _____

Telephone No. (____) _____ Your Supervisor's Name: _____

Your Position and Duties: _____

Major Accomplishments: _____

Dates of Employment: From _____ To _____

Reason for Leaving: _____

Upon leaving, were you eligible for rehire? Yes ___ No____

Name of Employer: _____

Address: _____
No. Street City State Zip

Type of Business: _____

Telephone No. (____) _____ Your Supervisor's Name:

Your Position and Duties:

Major Accomplishments: _____

Dates of Employment: From _____ To _____

Reason for Leaving: _____

Upon leaving, were you eligible for rehire? Yes ___ No____

References

List below three persons not related to you who have knowledge of your civic activity within the last three years.

Name: Lori Park

Address: [redacted] [redacted] CA [redacted]
No. Street City State Zip

Occupation: Teacher

Telephone No. ([redacted]) [redacted] Number of Years Acquainted: 14

Name: Kathy Fujiki

Address: [redacted] [redacted] CA [redacted]

No. Street City State Zip

Occupation: Retired

Telephone No. ([redacted]) [redacted] Number of Years Acquainted: 40

Name: Karen Lomeli

Address [redacted] [redacted] NV [redacted]

No. Street City State Zip

Occupation Retired

Telephone No. ([redacted]) [redacted] Number of Years Acquainted: 40

Please read carefully, initial each paragraph and sign below:

I hereby certify that the answers given by me on this application are true and correct to the best of my knowledge, and that I have not withheld any information that might adversely affect my chances for appointment. I understand that any misstatement or omission of fact on this application or any documents used to obtain an appointment may result in rejection of this application or immediate discharge if I am appointed, regardless of the time elapsed before discovery of the misstatement or omission. I further
certify that I, the applicant, have personally completed this application. ____ (**Initials**)

I hereby authorize the City of Palmdale to investigate my references, prior employers, work record, education, and other matters related to my suitability for appointment and further, authorize the references I have listed, all prior employers, and all educational institutions attended, to disclose to the City of Palmdale any and all letters, reports, and other information related to my records, including, but not limited to, my performance reviews and evaluations, discipline, commendations, awards, and all other employment information, without giving me prior notice of such disclosure. By providing this page of the application to the references, prior employers, and educational institutions attended, I release them, to the fullest extent permitted by law, from any and all claims, demands, fees, and liabilities for providing the City of Palmdale with all information. I release the City of Palmdale, its agents, employees, and representatives, to the fullest extent permitted by law, from any and all claims, demands, fees, and liabilities that may result from any use or disclosure of such information by the City of Palmdale, or any of its agents, employees, and representatives. ____ (**Initials**)

I further understand and agree that as a condition to being appointed to the Measure AV Oversight Committee, I will be required to agree to conduct myself in accordance with the City of Palmdale's personnel practices and policies as outlined in the Human Resources Rules, the Brown Act, the Public Records Act, and the Code of Conduct.To the fullest extent permitted by law, I expressly consent to, and I waive any rights of privacy I might otherwise have in connection with the City's Human Resources Rules in general and the above-described sections in particular. ____ (**Initials**)

I understand that as part of the final selection process, I will be required to pass a livescan fingerprint scan submission via the California Department of Justice. I understand that information collected during this background check will be limited to that appropriate to determining my suitability for this position and that such information collected during the check will be kept confidential. ____ **(Initials)**

Volunteer Information:

REASONABLE ACCOMMODATIONS: Based on your understanding of the Volunteer Program, will you require any special accommodations to apply and/or participate as a volunteer? ___ Yes ___No
If yes, what reasonable accommodations would be necessary to assist you in this area?

Foreign Languages: _____ ☐ Speak ☐ Read ☐ Write

_____ ☐ Speak ☐ Read ☐ Write

Specialized training/skills: _____

Computer Skills:

☑ Word ☐ Photoshop ☑ Excel ☐ Adobe Creator

☐ Access ☑ PowerPoint ☐ Publisher ☐ Other: _____

In Case of Emergency:

Whom should we notify? [redacted] [redacted]

Name Relationship to Applicant

Home Phone: [redacted] Work Phone: _____

Physician's Name: [redacted] Phone: [redacted]

Do you have any medical history that we should be aware of in the event of an emergency? (Allergies, medications, etc.)

AUTHORIZATION AND RELEASE

I voluntarily agree to participate in this program. I hereby waive, release, and hold harmless from any liability or claims for damages for personal injury, including death, as well as from claims for property damage which may arise in connection with the above-named activity, against the supervisor, the City of Palmdale and its elected and appointed officials, agents, and employees.

I hereby agree to the Authorization and Release set forth on this 18 day of March, 2025

Applicant's Signature : _____

Applicants are encouraged to attach a resume.

Applications may be mailed (postmarked the date of the deadline), e-mailed to cityclerk@cityofpalmdaleca.gov or hand delivered to the office of the City Clerk at 38300 Sierra Hwy., Ste. C, Palmdale, CA 93550

For additional information, please contact the City Clerk at 661/267-5151

Barbara Ann Smart
Application Attachment – Measure AV Oversight Committee

Questions #s 1, 2, 4, and 5 auto-filled with no way to delete answers

Question #3 – Do you or any members of your immediate family own any interest in any real property adjacent to or within the City of Palmdale?

[redacted]

Question #6 – Describe any public service experience serving on a commission or public body?

I currently serve on the Measure AV Oversight Committee. This committee is entrusted by our Council and thereby our community to ensure funds collected from the local ¾% sales tax are used appropriately. We meet every other month or as needed to review and offer input on the usage of Measure AV funds. I'm proud to say I'm on this committee and am extremely proud to talk about the positive accomplishments the funds are making happen every day in Palmdale.

Question #7 – Why do you want to serve on the Measure AV Oversight Committee?

I feel it is important to have strong community involvement. I am not just a homeowner and citizen of Palmdale, I am also the mother of teenage son, a senior citizen, I shop here, I dine here, and I spend most of my money in this community. I want to see it be safe, clean, and inviting and I want to continue to be part of this process. This committee is just one step in the right direction to help achieve some of these goals. Again, I am proud of my involvement on the current committee and hope to continue to provide positive input during the next term.

Question #8 – What is your vision for Palmdale?

Palmdale has it's problems, but what city, big or small doesn't? I see a community that has the potential to overcome many of them. I took the Wellbeing Lab class for Applied Positive Psychology offered through the City. I saw a room full of people from all over this Valley, all walks of life, all different backgrounds, socio-economical, and cultures. We started out strangers, we ended up connected in a way I didn't think was possible. These cohorts have taken the skills learned and used in the community in a positive, useful way. I see this kind of connection for our City. We can, through changes, big and small, impact our neighbors every day. It starts with wrapping boxes and cleaning graffiti, and providing better lighting at a park. It doesn't end there, we keep the good going. We have to continue to find ways to develop the sense of community. We have to blur the line of the East/West side. Why can't we have that sport complex and better entertainment for our kids. Why can't we have safer streets, parks, and the mall? We need to develop that sense of pride about living in Palmdale. When you love your community, you take care of it. If we can create a more safe and

clean City we will draw more companies, and bring jobs and tax dollars to Palmdale. This can create a positive "circle of economic life" for Palmdale, improving all of lives.

From: noreply@civicplus.com
To: City Clerk
Subject: [EXTERNAL] Online Form Submittal: Measure AV Oversight Committee Application
Date: Thursday, March 27, 2025 1:20:13 AM

CAUTION: This email originated from outside of the organization.

Measure AV Oversight Committee Application

Office of the City Clerk
38300 Sierra Hwy., Suite C
Palmdale, CA 93550
661-267-5151

Measure AV Oversight Committee Application

The City of Palmdale is an equal opportunity employer and does not discriminate in hiring or employment upon any basis prohibited by law, including race, color, creed, religion, age, sex (including pregnancy, childbirth and related medical conditions), cancer, national origin, genetic characteristics, genetic information, ancestry, sexual orientation, gender, gender identity, gender expression, marital status, veteran status, disability, or any other basis protected by applicable law. None of the questions or information sought in this application are intended to discriminate based upon any status protected by law. If you need reasonable accommodation in completing this application, or in any other part of the application process, please contact the City Clerk's Office at 661-267-5151. The application deadline is April 10, 2025.

Measure AV Oversight Committee Information:

Name	Steven D. Angebrandt AAMS®	
Date	3/26/2025	District 2
Business Telephone	[redacted]	
Home Telephone	[redacted]	
Cell Phone	[redacted]	
Email Address	[redacted]	

Possession of a valid California driver's license and the ability to be insured with the City's insurance carrier is required.

Present Address	[redacted]
City	Palmdale
State	CA
Zip Code	93551
Permanent Address if different from present address	[redacted]
City	Palmdale
State	CA
Zip Code	93551
	(Section Break)

Personal Information

(Please attach additional sheets, if necessary.)

Are you currently serving as an elected city or county official? If yes, please explain.	No
Do you or any members of your immediate family own any interest in any enterprise which does or might do business with the City and/or the Board/Commission?	No
Please Explain	*Field not completed.*
Do you or any members of your immediate family own any interest in any real property adjacent to or	Yes

within the City of Palmdale?	
Please Explain	Residential Home
Do you or any members of your immediate family have any interests or associations which might present a conflict of interest?	No
Please Explain	*Field not completed.*
List all current organizations and societies of which you are a member.	Antelope Valley Partners for Health Rotary Club Lancaster
Describe any public service experience serving on a commission or public body?	Measure Av Oversight Committee
Why do you want to serve on the Measure AV Oversight Committee?	To offer continuation of our prior work, bring a historical perspective, support the efforts of the City for a healthy and safe community! And to serve my community!
What is your vision for Palmdale?	My Vision is to provide, a safe, affordable, healthy, low crime and highly educated community that is dedicated to protecting and nurturing all walks of our citizens and neighbors!
Please describe your experience and knowledge of local government finance.	I am a Professional Financial Advisor, trained in economics and personal finance, operated budgets for public companies, US Navy, and current clients!
Please describe how you will contribute to the Measure AV Oversight Committee.	I will be dedicated to attend each meeting, participate in committee work, bring ideas, provide insightful dialogue, recognize everyone’s contributions to our community and work with fairness to all in mind!
Please list three items you personally think, if funded appropriately, could increase the	Park programs, public safety, safe streets and walkways.

quality of life in Palmdale.

(Section Break)

Education, Training and Experience

High School

Name	Santa Ana High School
Address	520!s Walnut Street, Santa Ana, Ca. 92701
Number of Years Completed	4
Did you Graduate?	Yes
Degree or Diploma	Diploma
GPA (i.e., A=4.0)	3.83

College/University

Name	University of Southern California
Address	Los Angeles, Ca
Number of Years Completed	4
Did you graduate?	Yes
Degree or Diploma	Bachelor’s in Business Administration
GPA (i.e., A=4.0)	3.5

Vocational

Name	US Navy BOOST Program
Address	NTC, San Diego, Ca
Number of Years Completed	1

Did you graduate?	Yes
Degree or Diploma	Diploma
GPA (i.e., A=4.0)	3.75
Other	*Field not completed.*

(Section Break)

Employment History

List below all present and past employment for the last ten (10) years starting with your most recent employer. Account for all periods of unemployment. You must complete this section even if attaching a resume.

Name of Employer	Edward Jones Investments
Address	44345 Lowtree Ave
Type of Business	Financial Advisement and Investing
Telephone Number	6619405624
Your Supervisor's Name	Myself
Your Position and Duties	Financial Advisor- Accredited Asset Manager Limited Partner
Major Accomplishments	Top level production
Dates of Employment	
From	6/1/2005
To	*Field not completed.*
Reason for Leaving	Still employed
Upon leaving, were you eligible for rehire?	*Field not completed.*

(Section Break)

Name of Employer	Waxie Sanitary Supply

Address	Waxie way, San Diego, Ca
Type of Business	Distribution of Sanitary Supplies
Telephone Number	8004433469
Your Supervisor's Name	Alice Sawaya
Your Position and Duties	Senior Account Executive
Major Accomplishments	Sales person of the year 7 tomes
Dates of Employment	
From	3/1/1986
To	10/30/2005
Reason for Leaving	*Field not completed.*
Upon leaving, were you eligible for rehire?	Yes
	(Section Break)
Name of Employer	US Navy
Address	San Diego, Ca
Type of Business	Military
Telephone Number	*Field not completed.*
Your Supervisor's Name	Cdr Hill
Your Position and Duties	LT Naval Warfare Officer
Major Accomplishments	*Field not completed.*
Dates of Employment	
From	6/1/1979
To	1/1/1986

Reason for Leaving	Return to Civilian life
Upon leaving, were you eligible for rehire?	Yes

(Section Break)

References

List below three persons not related to you who have knowledge of your civic activity within the last three years.

Name	Chuck Sparks
Address	[redacted]
City	[redacted]
State	CA
Zip Code	[redacted]
Occupation	Retired
Telephone Number	[redacted]
Number of Years Acquainted	30

(Section Break)

Name	Trena Murren
Address	[redacted]
City	[redacted]
State	CA
Zip Code	[redacted]
Occupation	Retired
Telephone Number	[redacted]
Number of Years Acquainted	30+

(Section Break)

Name	Sharon Riedenauer
Address	[redacted]
City	[redacted]
State	CA
Zip Code	[redacted]
Occupation	Retired
Telephone Number	[redacted]
Number of Years Acquainted	20

(Section Break)

Please read carefully, initial each paragraph and sign below:

I hereby certify that the answers given by me on this application are true and correct to the best of my knowledge, and that I have not withheld any information that might adversely affect my chances for appointment. I understand that any misstatement or omission of fact on this application or any documents used to obtain an appointment may result in rejection of this application or immediate discharge if I am appointed, regardless of the time elapsed before discovery of the misstatement or omission. I further certify that I, the applicant, have personally completed this application.

Initials	Sda

I hereby authorize the City of Palmdale to investigate my references, prior employers, work record, education, and other matters related to my suitability for appointment and further, authorize the references I have listed, all prior employers, and all educational institutions attended, to disclose to the City of Palmdale any and all letters, reports, and other information related to my records, including, but not limited to, my performance reviews and evaluations, discipline, commendations, awards, and all other employment information, without giving me prior

notice of such disclosure. By providing this page of the application to the references, prior employers, and educational institutions attended, I release them, to the fullest extent permitted by law, from any and all claims, demands, fees, and liabilities for providing the City of Palmdale with all information. I release the City of Palmdale, its agents, employees, and representatives, to the fullest extent permitted by law, from any and all claims, demands, fees, and liabilities that may result from any use or disclosure of such information by the City of Palmdale, or any of its agents, employees and representatives.

Initials Sda

I further understand and agree that as a condition to being appointed to the Measure AV Oversight Committee, I will be required to agree to conduct myself in accordance with the City of Palmdale's personnel practices and policies as set forth in the Human Resources Rules, the Brown Act, the Public Records Act, and the Measure AV Oversight Committee Rules of Procedures, copies of which I will be provided and will review prior to accepting an appointment to the Measure AV Oversight Committee. To the fullest extent permitted by law, I expressly consent to, and I waive any rights of privacy I might otherwise have in connection with the City's Human Resources Rules in general and the above-described sections in particular.

Initials Sda

I understand that as part of the final selection process, I will be required to pass a livescan fingerprint scan submission via the California Department of Justice. I understand that information collected during this background check will be limited to that appropriate to determining my suitability for this Measure AV Oversight Committee position and that such information collected during the check will be kept confidential.

Initials Sda

(Section Break)

Volunteer Information

REASONABLE No

ACCOMMODATIONS

Foreign Language	English
Do you?	Speak, Read , Write
Foreign Language	*Field not completed.*
Do you?	*Field not completed.*
Specialized training/skills:	Accounting Financial Planner Former Chair
Computer Skills	Word, Excel, PowerPoint

(Section Break)

In Case of Emergency

Whom should we notify?

Name	[redacted]
Relationship	[redacted]
Home Phone	[redacted]
Work Phone	[redacted]
Physician's Name:	[redacted]
Phone:	[redacted]
Do you have any medical history that we should be aware of in the event of an emergency? (Allergies, medications, etc.)	None

(Section Break)

AUTHORIZATION AND RELEASE

I voluntarily agree to participate in this program. I hereby waive, release, and hold

harmless from any liability or claims for damages for personal injury, including death, as well as from claims for property damage which may arise in connection with the above-named activity, against the supervisor, the City of Palmdale and its elected and appointed officials, agents, and employees.

I hereby agree to the Authorization and Release set forth on this day	3/26/2025
Electronic Signature Agreement	I agree.
Electronic Signature	Steven D. Angebrandt
Applicants are encouraged to attach a resume.	*Field not completed.*

Applications may be mailed (postmarked the date of the deadline), e-mailed to cityclerk@cityofpalmdaleca.gov or hand delivered to the office of the City Clerk at 38300 Sierra Hwy., Ste. C, Palmdale, CA 93550

For additional information, please contact the City Clerk at 661-267-5151.

Email not displaying correctly? View it in your browser.

From: noreply@civicplus.com
To: City Clerk
Subject: [EXTERNAL] Online Form Submittal: Measure AV Oversight Committee Application
Date: Tuesday, April 8, 2025 10:03:53 PM

CAUTION: This email originated from outside of the organization.

Measure AV Oversight Committee Application

Office of the City Clerk
38300 Sierra Hwy., Suite C
Palmdale, CA 93550
661-267-5151

Measure AV Oversight Committee Application

The City of Palmdale is an equal opportunity employer and does not discriminate in hiring or employment upon any basis prohibited by law, including race, color, creed, religion, age, sex (including pregnancy, childbirth and related medical conditions), cancer, national origin, genetic characteristics, genetic information, ancestry, sexual orientation, gender, gender identity, gender expression, marital status, veteran status, disability, or any other basis protected by applicable law. None of the questions or information sought in this application are intended to discriminate based upon any status protected by law. If you need reasonable accommodation in completing this application, or in any other part of the application process, please contact the City Clerk's Office at 661-267-5151. The application deadline is April 10, 2025.

Measure AV Oversight Committee Information:

Name	Lourdes T Everett	District 2
Date	4/8/2025	
Business Telephone	[redacted]	
Home Telephone	*Field not completed.*	
Cell Phone	[redacted]	
Email Address	[redacted]	

Possession of a valid California driver's license and the ability to be insured with the City's insurance carrier is required.

Present Address	[redacted]
City	Palmdale
State	CA
Zip Code	93551
Permanent Address if different from present address	*Field not completed.*
City	*Field not completed.*
State	*Field not completed.*
Zip Code	*Field not completed.*
	(Section Break)

Personal Information

(Please attach additional sheets, if necessary.)

Are you currently serving as an elected city or county official? If yes, please explain.	No
Do you or any members of your immediate family own any interest in any enterprise which does or might do business with the City and/or the Board/Commission?	No
Please Explain	*Field not completed.*
Do you or any members of your immediate family own any interest in any real property adjacent to or	Yes

within the City of Palmdale?	
Please Explain	I own a home in the City of Palmdale
Do you or any members of your immediate family have any interests or associations which might present a conflict of interest?	No
Please Explain	*Field not completed.*
List all current organizations and societies of which you are a member.	South Bay Association of Realtors California Association of Realtors National Association of Realtors
Describe any public service experience serving on a commission or public body?	I was appointed to serve on the General Plan Advisory Committee (Envisoning Palmdale 2045)
Why do you want to serve on the Measure AV Oversight Committee?	I supported Measure AV and want to see it succeed. I want to help ensure that procedures and protocols are followed with transparency and sound fiscal decisions, further improving the quality of life for Palmdale residents.
What is your vision for Palmdale?	Improved quality of life, with local employment, transportation, ample housing to serve all economic levels, and the overall community aesthetics.
Please describe your experience and knowledge of local government finance.	Generally speaking, finance involves revenues and expenditures, which require fiscal responsibilities from those directly involved in data gathering. Budgeting for debts against revenues requires skill, cooperation, progressive alternative plans, and boldness when necessary to make expected cuts where needed. It is the responsibility of the Finance Manager to gather data. The report is shared with the City Manager, who oversees and supervises the operation. After considering recommendations from staff, the ultimate decision-making process is by the elected officials. City revenues are from various sources like taxes from property or use/sales tax, to business enterprises like licensing fees, permits, etc. Sources also come from County, State, or Federal levels. Expenditures include, but are not limited to, payroll, insurances, debt/debt service, discretionary and non-discretionary expenses, set-asides for unexpected or catastrophic incidences, and many

	more. Nevetheless, fiduciary duty is owed by all levels of the governing bodies to the people they serve.
Please describe how you will contribute to the Measure AV Oversight Committee.	(1) Attend all meetings prepared, which means reading all materials presented and asking vital questions to clarify them so that I may make solid, informed recommendations. (2) To keep an open mind during discussions of issues with the committee body to arrive at a consensus or respectful dissent. (3) Be transparent in all aspects of discussions, keeping in mind the goal of enhancing the community's quality of life.
Please list three items you personally think, if funded appropriately, could increase the quality of life in Palmdale.	My personal opinion is not imperative. The purpose is to enhance the quality of life of Palmdale residents by bringing local employment, better public transportation, housing opportunities for all economic levels, and aesthetics to the overall community using the 3/4 use/sales tax paid by the city's consumers.
(Section Break)	

Education, Training and Experience

High School

Name	Phineas Banning High School
Address	1527 Lakme Avenue Wilmington CA 90744
Number of Years Completed	2
Did you Graduate?	No
Degree or Diploma	GED attended Long Beach City College to go to college early
GPA (i.e., A=4.0)	around 3.75

College/University

Name	Abraham Lincoln School of Law
Address	500 N. Brand Boulevard Glendale CA 91203
Number of Years Completed	4
Did you graduate?	Yes

Degree or Diploma	Juris Doctor Degree with Honors
GPA (i.e., A=4.0)	around 3.75

Vocational

Name	Century 21 Real Estate Trainers Program
Address	21919 S. Avalon Boulevard Carson CA 90745
Number of Years Completed	1
Did you graduate?	Yes
Degree or Diploma	Receive certificate to Practice to take the CA Licensing Exam
GPA (i.e., A=4.0)	*Field not completed.*
Other	I am a CA License Real Estate Broker
	(Section Break)

Employment History

List below all present and past employment for the last ten (10) years starting with your most recent employer. Account for all periods of unemployment. You must complete this section even if attaching a resume.

Name of Employer	Everett Real Estate Group
Address	*Field not completed.*
Type of Business	Real Estate Brokerage
Telephone Number	(310) 650-5124
Your Supervisor's Name	I am the owner
Your Position and Duties	As the owner, I handled the Business and Finance Management of the company. As the Real Estate Broker, I supervised agents under my California broker's License in compliance with the California Department of Real Estate License procedures.
Major	Elected as president of the South Bay Association of Realtors,

Accomplishments	served as a board of director member for the South Bay Association of Realtors, the CA Association of Realtors, and the National Association of Realtors. I also served as a Chamber of Commerce Director Member.
Dates of Employment	
From	4/18/1995
To	4/8/2025
Reason for Leaving	I am semi-retired and retain my Broker License to benefit the salespeople under my supervision.
Upon leaving, were you eligible for rehire?	Yes
(Section Break)	
Name of Employer	The Law Offices of Jaime G. Monteclaro, APC
Address	23505 Crenshaw Boulevard Suite 229 Torrance CA 90505
Type of Business	Law Firm
Telephone Number	(310) 872-3958
Your Supervisor's Name	Jaime G. Monteclaro, Esquire
Your Position and Duties	Legal Support, Legal Research, and Legal Writing under the Supervising Lawyer.
Major Accomplishments	Legal support had successful outcomes of cases.
Dates of Employment	
From	12/1/2018
To	5/1/2022
Reason for Leaving	I decided to semi-retire and study for the CA Bar Exam. I am on call for Legal support as needed.
Upon leaving, were you eligible for rehire?	Yes
(Section Break)	
Name of Employer	*Field not completed.*

Address	*Field not completed.*
Type of Business	*Field not completed.*
Telephone Number	*Field not completed.*
Your Supervisor's Name	*Field not completed.*
Your Position and Duties	*Field not completed.*
Major Accomplishments	*Field not completed.*
Dates of Employment	
From	*Field not completed.*
To	*Field not completed.*
Reason for Leaving	*Field not completed.*
Upon leaving, were you eligible for rehire?	*Field not completed.*
(Section Break)	

References

List below three persons not related to you who have knowledge of your civic activity within the last three years.

Name	Connie Slaughter
Address	*Field not completed.*
City	Lancaster
State	CA
Zip Code	*Field not completed.*
Occupation	SEIU 2015 Delegate
Telephone Number	[redacted]
Number of Years Acquainted	more than 5 years

(Section Break)

Name	Lorraine Rowe
Address	*Field not completed.*
City	Palmdale
State	CA
Zip Code	*Field not completed.*
Occupation	SEIU-UHW Delegate
Telephone Number	[redacted]
Number of Years Acquainted	more than 5 years

(Section Break)

Name	Tiffany Countryman
Address	*Field not completed.*
City	Lancaster
State	CA
Zip Code	*Field not completed.*
Occupation	Indivisible AV Chairman
Telephone Number	[redacted]
Number of Years Acquainted	over 5 years

(Section Break)

Please read carefully, initial each paragraph and sign below:

I hereby certify that the answers given by me on this application are true and correct to the best of my knowledge, and that I have not withheld any information that might adversely affect my chances for appointment. I understand that any misstatement or omission of fact on

this application or any documents used to obtain an appointment may result in rejection of this application or immediate discharge if I am appointed, regardless of the time elapsed before discovery of the misstatement or omission. I further certify that I, the applicant, have personally completed this application.

Initials LTE

I hereby authorize the City of Palmdale to investigate my references, prior employers, work record, education, and other matters related to my suitability for appointment and further, authorize the references I have listed, all prior employers, and all educational institutions attended, to disclose to the City of Palmdale any and all letters, reports, and other information related to my records, including, but not limited to, my performance reviews and evaluations, discipline, commendations, awards, and all other employment information, without giving me prior notice of such disclosure. By providing this page of the application to the references, prior employers, and educational institutions attended, I release them, to the fullest extent permitted by law, from any and all claims, demands, fees, and liabilities for providing the City of Palmdale with all information. I release the City of Palmdale, its agents, employees, and representatives, to the fullest extent permitted by law, from any and all claims, demands, fees, and liabilities that may result from any use or disclosure of such information by the City of Palmdale, or any of its agents, employees and representatives.

Initials LTE

I further understand and agree that as a condition to being appointed to the Measure AV Oversight Committee, I will be required to agree to conduct myself in accordance with the City of Palmdale's personnel practices and policies as set forth in the Human Resources Rules, the Brown Act, the Public Records Act, and the Measure AV Oversight Committee Rules of Procedures, copies of which I will be provided and will review prior to accepting an appointment to the Measure AV Oversight Committee. To the fullest extent permitted by law, I expressly consent to, and I waive any rights of privacy I might otherwise have in connection with the City's Human Resources Rules in general and the above-described sections in particular.

Initials	LTE

I understand that as part of the final selection process, I will be required to pass a livescan fingerprint scan submission via the California Department of Justice. I understand that information collected during this background check will be limited to that appropriate to determining my suitability for this Measure AV Oversight Committee position and that such information collected during the check will be kept confidential.

Initials	LTE
	(Section Break)

Volunteer Information

REASONABLE ACCOMMODATIONS	No
Foreign Language	Tagalog
Do you?	Speak, Read
Foreign Language	*Field not completed.*
Do you?	*Field not completed.*
Specialized training/skills:	(1) Received training as a Mediator from Northwestern University in Chicago (2) Received Training and Certificate in Local Public Policy from Pepperdine University
Computer Skills	Word, Photoshop, PowerPoint, Publisher
	(Section Break)

In Case of Emergency

Whom should we notify?

Name	[redacted]
Relationship	[redacted]
	[redacted]

Home Phone	
Work Phone	*Field not completed.*
Physician's Name:	[redacted]
Phone:	[redacted]
Do you have any medical history that we should be aware of in the event of an emergency? (Allergies, medications, etc.)	N/A
	(Section Break)

AUTHORIZATION AND RELEASE

I voluntarily agree to participate in this program. I hereby waive, release, and hold harmless from any liability or claims for damages for personal injury, including death, as well as from claims for property damage which may arise in connection with the above-named activity, against the supervisor, the City of Palmdale and its elected and appointed officials, agents, and employees.

I hereby agree to the Authorization and Release set forth on this day	4/8/2025
Electronic Signature Agreement	I agree.
Electronic Signature	Lourdes T Everett
Applicants are encouraged to attach a resume.	*Field not completed.*

Applications may be mailed (postmarked the date of the deadline), e-mailed to cityclerk@cityofpalmdaleca.gov or hand delivered to the office of the City Clerk at 38300 Sierra Hwy., Ste. C, Palmdale, CA 93550

For additional information, please contact the City Clerk at 661-267-5151.

Email not displaying correctly? View it in your browser.

PALMDALE

a place to call home

Office of the City Clerk
38300 Sierra Highway, Suite C
Palmdale, CA 93550
(661) 267-5151

Measure AV Oversight Committee Application

The City of Palmdale is an equal opportunity employer and does not discriminate in hiring or employment upon any basis prohibited by law, including race, color, creed, religion, age, sex (including pregnancy, childbirth and related medical conditions), cancer, national origin, genetic characteristics, genetic information, ancestry, sexual orientation, gender, gender identity, gender expression, marital status, veteran status, disability, or any other basis protected by applicable law. None of the questions or information sought in this application are intended to discriminate based upon any status protected by law. If you need reasonable accommodation in completing this application, or in any other part of the application process, please contact the City Clerk's Office at 661/267-5151.

Measure AV Oversight Committee Information:

District 2

Date 3/26/25

Please Print

Name Sanchez Paul
Last First Middle

Business Telephone ([redacted]) [redacted] Home Telephone (____)_____

Cell Phone ([redacted]) [redacted] E-mail [redacted]

Possession of a valid California driver's license and the ability to be insured with the City's insurance carrier is required.

Present Address [redacted] Palmdale, CA 93551
No. Street City State Zip

Permanent Address if different from present address

No. Street City State Zip

Personal Information
(Please attach additional sheets, if necessary.)

1. Yes _____ No X Are you currently serving as an elected city or county official? If yes, please explain. If no, type N/A

N/A

2. Yes _____ No X Do you or any members of your immediate family own any interest in any enterprise which does or might do business with the City and/or the Board/Commission?

3. Yes X No _____ Do you or any members of your immediate family own any interest in any real property adjacent to or within the City of Palmdale?

I own my primary residence

4. Yes _____ No X Do you or any members of your immediate family have any interests or associations which might present a conflict of interest?

5. List all current organizations and societies of which you are a member.

Vice President of the AV Hispanic Chamber of Commerce.
Pastor at City Church Lancaster.

6. Describe any public service experience serving on a commission or public body?

2023-2024 Treasurer of AV Hispanic Chamber. Current 2024-2025 Vice President of AV Hispanic Chamber. Pastoral Staff @ City Church. Elected Student government @ AV Community College.

7. Why do you want to serve on the Measure AV Oversight Committee?

I live in this City and I am proud of all that it has accomplished. I would love to help contribute into the further growth and success of the City so that my family and fellow neighbors have a city that continues to better serve them and provides the means for them to be prosperous.

8. What is your vision for Palmdale?

A thriving city in the three major sectors: Housing, Schools, and Business. A city that is self-sufficient and places its residents in the first position above all else. A city that is safe and provides the best education possible.

9. Please describe your experience and knowledge of local government finance.

I succesfully have managed my own businesses. I also turned the AV Hispanic Chamber to be positive in cash flow as treasurer, while lowering the deficit. As a citizen I see how our taxes are affecting us. As a business owner financial budgeting is of high importance. Government should run on a balanced budget.

10. Please describe how you will contribute to the Measure AV Oversight Committee.

I have over 30 years of Real Estate Appraisal experience, which has thaught me to extract value out of the market. As a representative of the community via the AV Hispanic Chamber, I am on the ground hearing from business owners of the issues and problems that need to be addressed. As a father, I understand that family oriented infrastructure is also necessary.

11. Please list three items you personally think, if funded appropriately, could increase the quality of life in Palmdale.

Dedicated Mental Health team that looks to better address the homelessness.
Incentives for major businessess that can hire a large portion of the community
School choice, and assuring that kids that attend private school, their tax dollars follow them.

Education, Training and Experience:

School	Name & Address	No. of Years Completed	Did you Graduate?	Degree or Diploma	GPA (i.e., A=4.0)
High School	Taft & Granada HS	3.5 years	Yes ____ No X	GED	N/A
College / University	AV College	3	Yes X No ____	Assiciates	3.9
Vocational	McKissock	1	Yes X No ____	Appraiser License	N/A
Other					

Employment History

List below all present and past employment for the last ten (10) years starting with your most recent employer. Account for all periods of unemployment. You must complete this section even if attaching a resume.

Name of Employer: Sanchez Appraisal Services

Address: 2020 Helconia Ct, Palmdale, CA 93551
No. Street City State Zip

Type of Business: Real Estate Appraiser

Telephone No. (661) 941-4870 Your Supervisor's Name: Paul Sanchez

Your Position and Duties: Owner

Major Accomplishments: Highest Residential State License Level

Dates of Employment: From 06/2016 To Present

Reason for Leaving: N/A

Upon leaving, were you eligible for rehire? Yes ___ No ___

Name of Employer: Beeman Appraisals

Address: 2043 W Avenue K13, Lancaster, CA 93536
No. Street City State Zip

Type of Business: Real Estate Appraiser

Telephone No. (661) 718-8778 Your Supervisor's Name: Jason Beeman

Your Position and Duties: Appraiser Trainee

Major Accomplishments: Became licensed

Dates of Employment: From 03/2005 To 12/2016

Reason for Leaving: Started my own Appraisal frim

Upon leaving, were you eligible for rehire? Yes X No ____

Name of Employer: ____

Address: ____
No. Street City State Zip

Type of Business: ____

Telephone No. (____) ____ Your Supervisor's Name:

Your Position and Duties:

Major Accomplishments: ____

Dates of Employment: From ____ To ____

Reason for Leaving: ____

Upon leaving, were you eligible for rehire? Yes ___ No ____

References

List below three persons not related to you who have knowledge of your civic activity within the last three years.

Name: Adriana Salcedo

Address [redacted] Palmdale, CA 93551
No. Street City State Zip

Occupation: Beauty Products Business Owner

Telephone No. ([redacted]) [redacted] Number of Years Acquainted: 2

Name: George Campos

Address: [redacted] Lancaster, CA 93535

No. Street City State Zip

Occupation: Real Estate Agent

Telephone No. ([redacted]) [redacted] Number of Years Acquainted: 15

Name: Jason Beeman

Address: [redacted] Lancaster, CA 93536

No. Street City State Zip

Occupation Real Estate Appraiser

Telephone No. ([redacted]) [redacted] Number of Years Acquainted: 21

Please read carefully, initial each paragraph and sign below:

I hereby certify that the answers given by me on this application are true and correct to the best of my knowledge, and that I have not withheld any information that might adversely affect my chances for appointment. I understand that any misstatement or omission of fact on this application or any documents used to obtain an appointment may result in rejection of this application or immediate discharge if I am appointed, regardless of the time elapsed before discovery of the misstatement or omission. I further
certify that I, the applicant, have personally completed this application. PS (**Initials**)

I hereby authorize the City of Palmdale to investigate my references, prior employers, work record, education, and other matters related to my suitability for appointment and further, authorize the references I have listed, all prior employers, and all educational institutions attended, to disclose to the City of Palmdale any and all letters, reports, and other information related to my records, including, but not limited to, my performance reviews and evaluations, discipline, commendations, awards, and all other employment information, without giving me prior notice of such disclosure. By providing this page of the application to the references, prior employers, and educational institutions attended, I release them, to the fullest extent permitted by law, from any and all claims, demands, fees, and liabilities for providing the City of Palmdale with all information. I release the City of Palmdale, its agents, employees, and representatives, to the fullest extent permitted by law, from any and all claims, demands, fees, and liabilities that may result from any use or disclosure of such information by the City of Palmdale, or any of its agents, employees, and representatives. PS (**Initials**)

I further understand and agree that as a condition to being appointed to the Measure AV Oversight Committee, I will be required to agree to conduct myself in accordance with the City of Palmdale's personnel practices and policies as outlined in the Human Resources Rules, the Brown Act, the Public Records Act, and the Code of Conduct.To the fullest extent permitted by law, I expressly consent to, and I waive any rights of privacy I might otherwise have in connection with the City's Human Resources Rules in general and the above-described sections in particular. PS (**Initials**)

I understand that as part of the final selection process, I will be required to pass a livescan fingerprint scan submission via the California Department of Justice. I understand that information collected during this background check will be limited to that appropriate to determining my suitability for this position and that such information collected during the check will be kept confidential. PS **(Initials)**

Volunteer Information:
REASONABLE ACCOMMODATIONS: Based on your understanding of the Volunteer Program, will you require any special accommodations to apply and/or participate as a volunteer? ___ Yes X No
If yes, what reasonable accommodations would be necessary to assist you in this area?

Foreign Languages: Spanish ☑ Speak ☑ Read ☑ Write

☐ Speak ☐ Read ☐ Write

Specialized training/skills: Management, Budget, Finance, Real Estate

Computer Skills:

☑ Word ☐ Access ☑ Photoshop ☑ PowerPoint ☑ Excel ☐ Publisher ☑ Adobe Creator ☐ Other: _____

In Case of Emergency:

Whom should we notify? [redacted]

Name Relationship to Applicant

Home Phone: [redacted] Work Phone: _____

Physician's Name: [redacted] Phone: [redacted]

Do you have any medical history that we should be aware of in the event of an emergency? (Allergies, medications, etc.)

N/A

AUTHORIZATION AND RELEASE

I voluntarily agree to participate in this program. I hereby waive, release, and hold harmless from any liability or claims for damages for personal injury, including death, as well as from claims for property damage which may arise in connection with the above-named activity, against the supervisor, the City of Palmdale and its elected and appointed officials, agents, and employees.

I hereby agree to the Authorization and Release set forth on this 26 day of March, 2025

Applicant's Signature: _____

Applicants are encouraged to attach a resume.

Applications may be mailed (postmarked the date of the deadline), e-mailed to cityclerk@cityofpalmdaleca.gov or hand delivered to the office of the City Clerk at 38300 Sierra Hwy., Ste. C, Palmdale, CA 93550

For additional information, please contact the City Clerk at 661/267-5151

PALMDALE

a place to call home

Office of the City Clerk
38300 Sierra Highway, Suite C
Palmdale, CA 93550
(661) 267-5151

Measure AV Oversight Committee Application

The City of Palmdale is an equal opportunity employer and does not discriminate in hiring or employment upon any basis prohibited by law, including race, color, creed, religion, age, sex (including pregnancy, childbirth and related medical conditions), cancer, national origin, genetic characteristics, genetic information, ancestry, sexual orientation, gender, gender identity, gender expression, marital status, veteran status, disability, or any other basis protected by applicable law. None of the questions or information sought in this application are intended to discriminate based upon any status protected by law. If you need reasonable accommodation in completing this application, or in any other part of the application process, please contact the City Clerk's Office at 661/267-5151.

Measure AV Oversight Committee Information:

District 3

Date 3/18/25

Please Print

Name Ph.D. MPA Bolden James LaMar
Last First Middle

Business Telephone ([redacted]) [redacted] Home Telephone ([redacted]) [redacted]

Cell Phone ([redacted]) [redacted] E-mai[redacted]

Possession of a valid California driver's license and the ability to be insured with the City's insurance carrier is required.

Present Address [redacted] Palmdale CA 93550
No. Street City State Zip

Permanent Address if different from present address
[redacted] Palmdale CA 93550
No. Street City State Zip

Personal Information
(Please attach additional sheets, if necessary.)

1. Yes _____ No X Are you currently serving as an elected city or county official? If yes, please explain. If no, type N/A

   N/A

2. Yes _____ No X Do you or any members of your immediate family own any interest in any enterprise which does or might do business with the City and/or the Board/Commission?

   N/A

3. Yes _____ No X Do you or any members of your immediate family own any interest in any real property adjacent to or within the City of Palmdale?

   N/A

4. Yes _____ No X Do you or any members of your immediate family have any interests or associations which might present a conflict of interest?

   N/A

5. List all current organizations and societies of which you are a member.

I am an active member of several esteemed community and professional organizations that align with my dedication to public service, economic development and education. These affiliations include:

- Project Management Institute (PMI) – A leading global association for project management professionals.
- Los Angeles County Economic Development Corporation (LAEDC) – A nonprofit organization focused on fostering economic growth, and job creation in Los Angeles County.
- American Society for Public Administration (ASPA) – A premier association for public administration professionals
- National Association for the Advancement of Colored People (NAACP) - The nations oldest and longest civil rights organization
- Information Technology Senior Management Forum (ITSMF) - A national organization that supports the development and advancement of Black technology executives

My involvement with these organizations has provided me with valuable insights into the needs and aspirations of the City of Palmdale and its residents and businesses, which will help me serve effectively on the Measure AV Oversight Committee.

6. Describe any public service experience serving on a commission or public body?

I have actively participated in general public service initiatives that focus on community development, policy implementation, and civic engagement both professionally and personally. Some of my experiences include:

- Serving on a Local Advisory Board – Providing input on public policies affecting economic development and infrastructure.
- Community Outreach Initiatives – Collaborating with local leaders to address residents' concerns and improve city programs.
- Budget Review Committees – Assisting in evaluating and providing recommendations on budget allocations to ensure fiscal responsibility.
- Volunteering for City-Led Programs – Working on projects related to public safety, education, and neighborhood improvement.

7. Why do you want to serve on the Measure AV Oversight Committee?

I want to serve on the oversight committee because I am deeply committed to public service and ensuring that The City of Palmdale's policies and initiatives align with the needs and priorities of the community. As a member of the Measure AV Oversight Committee, I believe it is essential to maintain accountability, transparency, and efficiency in governance. I believe this is key to building a thriving community. Through responsible stewardship and strategic decision-making, I aim to help ensure that public resources are used efficiently, effectively, policies are implemented equitably, and programs deliver real benefits to people of the City of Palmdale.

I believe education, innovation, and economic development are at the heart of the City of Palmdale's future, and the Measure AV Oversight Committee plays a critical role in ensuring that investments in infrastructure, business incentives, and workforce development produce measurable growth. By carefully reviewing budgets, project proposals, and economic strategies, I will work to ensure that the City of Palmdale fosters an environment where businesses can thrive, high-quality jobs are created, and long-term prosperity is achieved. Responsible oversight, accountability and transparency will help drive smart development that attracts innovation, supports local entrepreneurs, and strengthens the economic foundation of our community.

Furthermore, education and innovation are essential to building a resilient and forward-thinking city. As a member of the Measure AV Oversight Committee, I will advocate for policies that support education at all levels—from early childhood to higher education and vocational training—ensuring that our schools and workforce programs are in alignment and successfully preparing residents for the jobs of the future. Additionally, I encourage initiatives that drive innovation, including technology investments, public-private partnerships, and research-driven solutions that position the City of Palmdale as a leader in emerging industries. My goal is to bring a public service mindset, a focus on economic development, and a commitment to education and innovation to the Measure AV Oversight Committee, ensuring that our city's resources are used effectively to create a sustainable and prosperous future for all.

8. What is your vision for Palmdale?

My vision for Palmdale is to build a future of sustainability and economic growth powered by education and innovation. As our city continues to evolve, we must embrace forward-thinking policies that fosters inclusivity, enhance economic resilience, environmental stewardship, and community well-being. Through strategic investments in infrastructure, technology, and workforce development, we could cultivate a thriving economy that attracts businesses, fosters entrepreneurship, and creates high-quality jobs for our residents.

I envision sustainability at the heart of our city's growth strategy. By continuing to prioritize industries such as renewable energy, aerospace, and information technology, we could position Palmdale as a leader in the modern economy while ensuring long-term prosperity.

I envision education and innovation at the core of our transformation. Strengthening partnerships between local schools, colleges, and businesses to develop career pathways that prepare our students for the jobs of the future. Expanding STEAM and information technology programs, vocational training, and higher education opportunities will not only empower our workforce but also attract top-ber talent and industries to our region. Additionally, investing in smart city initiatives, research and development hubs, and digital infrastructure to drive technological advancement and economic competitiveness.

Sustainability is essential to Palmdale's future. I envision the implementation of policies that promote renewable energy, water conservation, and environmentally responsible urban planning. By expanding green spaces, improving public transportation, and adopting eco-friendly building standards, we will create a new economy for the City of Palmdale.

9. Please describe your experience and knowledge of local government finance.

I have a strong knowledge and understanding of public sector finance, including:

- Budgeting and Fiscal Planning – Analyzing budgets to ensure responsible financial management.
- Revenue Streams – Understanding how public organizations generate revenue through grants, and public-private partnerships.
- Expenditure Oversight – Ensuring funds are allocated efficiently to improve services and infrastructure.
- Financial Transparency and Accountability – Advocating for clear reporting and responsible spending.

My experience in reviewing financial statements, assessing budget proposals, and implementing cost-effective solutions will help ensure that Measure AV funds are used effectively for the benefit of Palmdale residents.

10. Please describe how you will contribute to the Measure AV Oversight Committee.

As a member of the Measure AV Oversight Committee, I will contribute by using my expertise in quantitative research, information technology, and economic development:

- Ensuring Fiscal Responsibility – Reviewing budget allocations and expenditures to confirm funds are used effectively.
- Advocating for Transparency – Promoting clear communication between the committee, city officials, and the public.
- Supporting Economic Growth – Encouraging investments that create jobs and improve local businesses.
- Enhancing Public Trust – Engaging with residents and stakeholders to ensure their voices are heard in decision-making.
- Bringing a Strategic Vision – Focusing on long-term sustainability and smart investments that benefit Palmdale's future.

With my experience in finance, public policy, and community development, I will work diligently to maintain accountability and ensure that Measure AV funds are used for projects that align with Palmdale's growth and prosperity.

11. Please list three items you personally think, if funded appropriately, could increase the quality of life in Palmdale.

1. Investment in Education and Workforce Development
   - Expanding STEAM (Science, Technology, Engineering, Arts, and Mathematics) and entrepreneurship programs in schools.
   - Increasing vocational training and trade school opportunities for displaced and formerly incarcerated.
   - Strengthening partnerships between schools, entrepreneurship, and local businesses to create career pathways.
2. Public Infrastructure and Transportation
   - Improving roads, highways, and public transit systems to enhance mobility.
   - Developing more electric vehicle charging stations, and green spaces for recreational activities.
   - Investing in smart city initiatives, such as better traffic management and digital infrastructure.
3. Public Safety and Community Engagement
   - Expanding mental health services and crisis response teams.
   - Enhancing police and fire department resources for faster emergency response times.
   - Supporting youth engagement programs that provide mentorship, leadership training, and extracurricular activities.
   - By prioritizing these areas, we can create a more prosperous, connected, and vibrant city that serves all of Palmdale residents.

Education, Training and Experience:

School	Name & Address	No. of Years Completed	Did you Graduate?	Degree or Diploma	GPA (i.e., A=4.0)
High School	Lancaster High school 44701 32nd St. West, Lancaster, CA 93536	4 Years	Yes X No	High School Diploma	3.0
College / University	San Diego State University		Yes X No	Ph.D.	3.7
Vocational	N/A	N/A	Yes N/A No N/A	N/A	N/A
Other	University of LaVerne / University of LaVerne	4 Years / 2 Years	Yes / Yes	BS-Public Administration / MPA	3.0 / 3.5

Employment History

List below all present and past employment for the last ten (10) years starting with your most recent employer. Account for all periods of unemployment. You must complete this section even if attaching a resume.

Name of Employer: Los Angeles County Economic Development Corporation and World Trade Center

Address: 633 West 5th Street, Suite 3300 Los Angeles California
No. Street City State Zip

Type of Business: Public-benefit nonprofit corporation

Telephone No. (213) 622-4300 Your Supervisor's Name: Kendal Turner

Your Position and Duties: CRM Manager/System Administrator

Major Accomplishments: In collaboration with the Los Angeles County Department of Economic Opportunity, led the implementation and development of IT systems, including a CRM used by 83 cities and 16 county-wide partners to drive economic development and support small businesses and entrepreneurs across Los Angeles County.

Dates of Employment: From 07-01-2024 To Current

Reason for Leaving: Current employee

Upon leaving, were you eligible for rehire? Yes ___ No____

Name of Employer: The Commercializer LLC

Address: 1746 Michael Drive | Lancaster | CA | 93535
No. Street | City | State | Zip

Type of Business: Management Consulting Firm

Telephone No. (661) 547-4963 Your Supervisor's Name: Janeya Griffin

Your Position and Duties: Senior Director of Research and Analytics

Major Accomplishments: Collaborated with NASA and Baylor College of Medicine's TRISH Institute to lead a $60K mixed-methods study aimed at increasing people of color in the space industry.

Dates of Employment: From 11-01-2023 To Current

Reason for Leaving: Current

Upon leaving, were you eligible for rehire? Yes X No____

NameofEmployer: University of North Carolina

Address: 9201 University City Blvd | Charlotte | NC | 28223
No. Street | City | State Zip

Type of Business: University

Telephone No. (704) 687-8857 Your Supervisor's Name: Catherine Butt

Your Position and Duties: Professor

Major Accomplishments: Developed and taught advanced multivariate quantitative methods to Ph.D. students, emphasizing mathematical modeling and statistical techniques to enhance their research rigor and analytical proficiency.

Dates of Employment: From 08/01/2024 To Current

Reason for Leaving: Current

Upon leaving, were you eligible for rehire? Yes ___ No____

References

List below three persons not related to you who have knowledge of your civic activity within the last three years.

Name: Janeya Griffin

Address: [redacted] | Lancaster | CA | 93535
No. Street | City | State | Zip

Occupation: CEO and Founder

Telephone No. ([redacted]) [redacted] Number of Years Acquainted: 6

Name: J. Luke Wood, Ph.D.

Address: [redacted] Sacrament CA 95819

No. Street City State Zip

Occupation: President

Telephone No. ([redacted]) [redacted] Number of Years Acquainted: 11

Name: Ricky Michel

Address: [redacted] Los Angeles CA 90017

No. Street City State Zip

Occupation Regional Manager

Telephone No. ([redacted]) [redacted] Number of Years Acquainted: 1

Please read carefully, initial each paragraph and sign below:

I hereby certify that the answers given by me on this application are true and correct to the best of my knowledge, and that I have not withheld any information that might adversely affect my chances for appointment. I understand that any misstatement or omission of fact on this application or any documents used to obtain an appointment may result in rejection of this application or immediate discharge if I am appointed, regardless of the time elapsed before discovery of the misstatement or omission. I further
certify that I, the applicant, have personally completed this application. JB___ (**Initials**)

I hereby authorize the City of Palmdale to investigate my references, prior employers, work record, education, and other matters related to my suitability for appointment and further, authorize the references I have listed, all prior employers, and all educational institutions attended, to disclose to the City of Palmdale any and all letters, reports, and other information related to my records, including, but not limited to, my performance reviews and evaluations, discipline, commendations, awards, and all other employment information, without giving me prior notice of such disclosure. By providing this page of the application to the references, prior employers, and educational institutions attended, I release them, to the fullest extent permitted by law, from any and all claims, demands, fees, and liabilities for providing the City of Palmdale with all information. I release the City of Palmdale, its agents, employees, and representatives, to the fullest extent permitted by law, from any and all claims, demands, fees, and liabilities that may result from any use or disclosure of such information by the City of Palmdale, or any of its agents, employees, and representatives. JB___ (**Initials**)

I further understand and agree that as a condition to being appointed to the Measure AV Oversight Committee, I will be required to agree to conduct myself in accordance with the City of Palmdale's personnel practices and policies as outlined in the Human Resources Rules, the Brown Act, the Public Records Act, and the Code of Conduct.To the fullest extent permitted by law, I expressly consent to, and I waive any rights of privacy I might otherwise have in connection with the City's Human Resources Rules in general and the above-described sections in particular. JB___ (**Initials**)

I understand that as part of the final selection process, I will be required to pass a livescan fingerprint scan submission via the California Department of Justice. I understand that information collected during this background check will be limited to that appropriate to determining my suitability for this position and that such information collected during the check will be kept confidential. JB___ **(Initials)**

Volunteer Information:
REASONABLE ACCOMMODATIONS: Based on your understanding of the Volunteer Program, will you require any special accommodations to apply and/or participate as a volunteer? ___ Yes _x_No
If yes, what reasonable accommodations would be necessary to assist you in this area?

Foreign Languages: English ☑ Speak ☑ Read ☑ Write

_____ ☐ ☐ ☐ Spe ☐ Read ☐ Write

Specialized training/skills: Statistical Analysis, Quantitative Research, Information Technology

Computer Skills:

☑ Word ☐ Photoshop ☑ Excel ☑ Adobe Creator

☑ Access ☑ PowerPoint ☐ Publisher ☐ Other: _____

In Case of Emergency:

Whom should we notify? [redacted] [redacted]

Name Relationship to Applicant

Home Phone: [redacted] Work Phone: N/A

Physician's Name: [redacted] Phone: [redacted]

Do you have any medical history that we should be aware of in the event of an emergency? (Allergies, medications, etc.) No

AUTHORIZATION AND RELEASE

I voluntarily agree to participate in this program. I hereby waive, release, and hold harmless from any liability or claims for damages for personal injury, including death, as well as from claims for property damage which may arise in connection with the above-named activity, against the supervisor, the City of Palmdale and its elected and appointed officials, agents, and employees.

I hereby agree to the Authorization and Release set forth on this 12 day of March, 20 2025

Applicant's Signature : James Bolden, Ph.D. Digitally signed by James Bolden, Ph.D. Date: 2025.03.18 07:05:54 -04'00'

Applicants are encouraged to attach a resume.

Applications may be mailed (postmarked the date of the deadline), e-mailed to cityclerk@cityofpalmdaleca.gov or hand delivered to the office of the City Clerk at 38300 Sierra Hwy., Ste. C, Palmdale, CA 93550

For additional information, please contact the City Clerk at 661/267-5151

5. List all current organizations and societies of which you are a member.

I am an active member of several esteemed community and professional organizations that align with my dedication to public service, economic development and education. These affiliations include:

- Project Management Institute (PMI) – A leading global association for project management professionals.
- Los Angeles County Economic Development Corporation (LAEDC) – A nonprofit organization focused on fostering economic growth, and job creation in Los Angeles County.
- American Society for Public Administration (ASPA) – A premier association for public administration professionals
- National Association for the Advancement of Colored People (NAACP) - The nation's oldest and longest civil rights organization
- Information Technology Senior Management Forum (ITSMF) - A national organization that supports the development and advancement of Black technology executives

My involvement with these organizations has provided me with valuable insights into the needs and aspirations of the City of Palmdale and its residents and businesses, which will help me serve effectively on the Measure AV Oversight Committee.

6. Describe any public service experience serving on a commission or public body?

I have actively participated in general public service initiatives that focus on community development, policy implementation, and civic engagement both professionally and personally. Some of my experiences include:

- **Serving on a Local Advisory Board** – Providing input on public policies affecting economic development and infrastructure.
- **Community Outreach Initiatives** – Collaborating with local leaders to address residents' concerns and improve city programs.
- **Budget Review Committees** – Assisting in evaluating and providing recommendations on budget allocations to ensure fiscal responsibility.
- **Volunteering for City-Led Programs** – Working on projects related to public safety, education, and neighborhood improvement.

7. Why do you want to serve on the Measure AV Oversight Committee?

I want to serve on the oversight committee because I am deeply committed to public service and ensuring that The City of Palmdale's policies and initiatives align with the needs and priorities of the community. As a member of the Measure AV Oversight Committee, I believe it is essential to maintain accountability, transparency, and efficiency in governance. I believe this is key to building a thriving community. Through responsible stewardship and strategic decision-making, I aim to help ensure that public resources are used efficiently, effectively, policies are implemented equitably, and programs deliver real benefits to people of the City of Palmdale.

I believe education, innovation, and economic development are at the heart of the City of Palmdale's future, and the Measure AV Oversight Committee plays a critical role in ensuring that investments in infrastructure, business incentives, and workforce development produce measurable growth. By carefully reviewing budgets, project proposals, and economic strategies, I will work to ensure that the City of Palmdale fosters an environment where businesses can thrive, high-quality jobs are created, and long-term prosperity is achieved. Responsible oversight, accountability and transparency will help drive smart development that attracts innovation, supports local entrepreneurs, and strengthens the economic foundation of our community.

Furthermore, education and innovation are essential to building a resilient and forward-thinking city. As a member of the Measure AV Oversight Committee, I will advocate for policies that support education at all levels—from early childhood to higher education and vocational training—ensuring that our schools and workforce programs are in alignment and successfully preparing residents for the jobs of the future. Additionally, I encourage initiatives that drive innovation, including technology investments, public-private partnerships, and research-driven solutions that position the City of Palmdale as a leader in emerging industries. My goal is to bring a public service mindset, a focus on economic development, and a commitment to education and innovation to the Measure AV Oversight Committee, ensuring that our city's resources are used effectively to create a sustainable and prosperous future for all.

8. What is your vision for Palmdale?

My vision for Palmdale is to build a future of sustainability and economic growth powered by education and innovation. As our city continues to evolve, we must embrace forward-thinking policies that fosters inclusivity, enhance economic resilience, environmental stewardship, and community well-being. Through strategic investments in infrastructure, technology, and workforce development, we could cultivate a thriving economy that attracts businesses, fosters entrepreneurship, and creates high-quality jobs for our residents.

I envision sustainability at the heart of our city's growth strategy. By continuing to prioritize industries such as renewable energy, aerospace, and information technology, we could position Palmdale as a leader in the modern economy while ensuring long-term prosperity.

I envision education and innovation at the core of our transformation. Strengthening partnerships between local schools, colleges, and businesses to develop career pathways that prepare our students for the jobs of the future. Expanding STEAM and information technology programs, vocational training, and higher education opportunities will not only empower our workforce but also attract top-tier talent and industries to our region. Additionally, investing in smart city initiatives, research and development hubs, and digital infrastructure to drive technological advancement and economic competitiveness.

Sustainability is essential to Palmdale's future. I envision the implementation of policies that promote renewable energy, water conservation, and environmentally responsible urban planning. By expanding green spaces, improving public transportation, and adopting eco-friendly building standards, we will create a new economy for the City of Palmdale.

9. Please describe your experience and knowledge of local government finance.

I have a strong knowledge and understanding of public sector finance, including:

- **Budgeting and Fiscal Planning** – Analyzing budgets to ensure responsible financial management.
- **Revenue Streams** – Understanding how public organizations generate revenue through grants, and public-private partnerships.
- **Expenditure Oversight** – Ensuring funds are allocated efficiently to improve services and infrastructure.
- **Financial Transparency and Accountability** – Advocating for clear reporting and responsible spending.

My experience in reviewing financial statements, assessing budget proposals, and implementing cost-effective solutions will help ensure that Measure AV funds are used effectively for the benefit of Palmdale residents.

10. Please describe how you will contribute to the Measure AV Oversight Committee.

As a member of the Measure AV Oversight Committee, I will contribute by using my expertise in quantitative research, information technology, and economic development:

- **Ensuring Fiscal Responsibility** – Reviewing budget allocations and expenditures to confirm funds are used effectively.
- **Advocating for Transparency** – Promoting clear communication between the committee, city officials, and the public.
- **Supporting Economic Growth** – Encouraging investments that create jobs and improve local businesses.
- **Enhancing Public Trust** – Engaging with residents and stakeholders to ensure their voices are heard in decision-making.
- **Bringing a Strategic Vision** – Focusing on long-term sustainability and smart investments that benefit Palmdale's future.

With my experience in finance, public policy, and community development, I will work diligently to maintain accountability and ensure that Measure AV funds are used for projects that align with Palmdale's growth and prosperity.

11. Please list three items you personally think, if funded appropriately, could increase the quality of life in Palmdale.

1. **Investment in Education and Workforce Development**
    - Expanding STEAM (Science, Technology, Engineering, Arts, and Mathematics) and entrepreneurship programs in schools.
    - Increasing vocational training and trade school opportunities for displaced and formerly incarcerated.
    - Strengthening partnerships between schools, entrepreneurs, and local businesses to create career pathways.
2. **Public Infrastructure and Transportation**
    - Improving roads, highways, and public transit systems to enhance mobility.
    - Developing more electric vehicle charging stations and green spaces.
    - Investing in smart city initiatives, such as better traffic management and digital infrastructure.
3. **Public Safety and Community Engagement**
    - Expanding mental health services and crisis response teams.
    - Enhancing police and fire department resources for faster emergency response times.
    - Supporting youth engagement programs that provide mentorship, leadership training, and extracurricular activities.

By prioritizing these areas, we can create a more prosperous, connected, and vibrant city that serves all Palmdale residents.

James L. Bolden MPA Ph.D.

DIGITAL TRANSFORMATION | EMERGING TECHNOLOGY

[redacted] [redacted] [redacted]

PROFESSIONAL EXPERIENCE

LOS ANGELES COUNTY ECONOMIC DEVELOPMENT CORPORATION AND WORLD TRADE CENTER
CRM MANAGER/SYSTEM ADMINISTRATOR (07/2024 – Present)
Manages the architectural design, investment planning, development and implementation of technology products, services, standards and best practices organization wide.
Key contributions:

- Lead the implementation and development of IT systems enterprise-wide, including a CRM used by 83 cities and 16 county-wide partners.
- Mature the Salesforce CRM System to drive technology strategy and adoption to maximize the ROI of our digital transformation journey
- Evaluate and consult with leaders on technical operations, strategic planning of architecture, system operations and new product development, configuration and deployment
- Reduced organizational risk and increased productivity by architecting the transition of sensitive data with minimal security to a secure cloud platform
- Implemented Salesforce CRM strategy that improved workforce collaboration and communication and enabled the organization to transition to a remote work environment during the pandemic successfully

THE COMMERCIALIZER LLC, Data Analytics and Business Intelligence
SENIOR DIRECTOR OF RESEARCH AND ANALYTICS (11/2023 – Present)
Collaborated with the NASA- Baylor College of Medicine's TRISH Institute to lead the development of a complex sequential mix methods study with a budget of nearly $60 thousand dollars with the goal of increasing people of color in the space industry. Built a model to predict whether a given applicant was satisfied with the application experience, resulting in an overall improved recruitment process.
Key contributions:

- Monitored progress and delegated assignments to staff and subcontractors
- Developed advanced statistical models and clearly communicated results

WINGATE UNIVERSITY, Business Intelligence
DATA ARCHITECT (11/2022 – 10/2023)
Instrumental to the design and functioning of enterprise-wide data architecture, strategy, and infrastructure using backend technologies, agile development, CICD, and Test-Driven Development for the CRM System. Applied comprehensive understanding of database technology, data models, and data warehousing principles and best practices. Collaborated with the Business Intelligence team to create clear documentation, monitor information systems, optimize data usage, and define and create data flows. Translated business requirements into technical specifications, including data streams, integrations, transformations, databases, and data warehouses.
Key contributions:

- Defined data structures and crafted enterprise-wide data architecture using Lucidchart for diagramming and Jitterbit for its integration and ETL functionality.
- Proficiently operated within the Ellucian and Salesforce ecosystems, employing integration tools, ETL processes, and APIs to manage structured and unstructured data. Worked with ERP system.
- Led operations and project management for data extraction, transformation, and loading from diverse sources, ensuring data integrity, security, and privacy for 50,000+ sensitive record utilizing SFTPs, 2FA and various encryption methods.
- Effectively managed a diverse project portfolio, from initiation to implementation, including spearheading Jitterbit integration with ER software to enhance efficiency and reduce manual data entry.

PROFESSIONAL PROFILE

Contributing over 10 years of experience leading the implementation of data-driven business intelligence solutions, strategies, principles, and standards at all organizational levels. Articulate communicator who can fluently speak languages of both business and technology, blending technical expertise with exceptional interpersonal skills. Consistent track record of success in leading enterprise-level transformational initiatives. Proven ability to align strategic IT initiatives with business needs while incorporating industry best practices.

EDUCATION

Doctor of Philosophy in Education,
Claremont Graduate University/San Diego State University

Dissertation Topic : Exploring Data Science at Institutions of Higher Education: Competencies, Skills, Proficiencies and Professional Experiences

Master of Public Administration,
University of La Verne

Bachelor of Science (BS), Public Administration,
University of La Verne

ORGANIZATIONAL AFFILIATIONS

NAACP
PMI
ASPA
ITSMF

James L. BoldenMPA Ph.D.

PROFESSIONAL DEVELOPMENT

CS50: Introduction to Computer Science, Harvard University edX (Online)

Data Visualization, University of California Davis (Online)

Machine Learning & Algorithms, Stanford University (Online)

CERTIFICATES

Salesforce Administrator Certified (In Progress)

Data Warehousing for Business Intelligence Specialization

IBM: Data Science Professional

University of California, Irvine: Project Management Principles and Practices Specialization

Project Management Professional Certificate (in progress)

EXPERTISE

Quantitative and Qualitative Analysis/Methods
Advanced Statistical Analysis
Applied Multivariate Statistical Analysis
Seminar in Quantitative Methods of Inquiry
Advanced Educational Statistics
Advanced Qualitative Methods
Qualitative Methodology
Multilevel Modeling
Longitudinal Modeling
Managing IT in Public Organizations

PROFESSIONAL EXPERIENCE (cont'd)

MOREHOUSE COLLEGE, Data Analytics, IR & Effectiveness
DATA MANAGER (04/2022 – 07/2022)
Acted as a subject matter expert to consult internal and external clients on data management solutions through the lens of a data scientist, visualizer, developer, and storytelling. Proposing data-based recommendations to leadership, leveraging knowledge of best practices and company policies and procedures, as well as related data laws and regulations. Communicate data management approaches and initiatives to leaders and executive stakeholders, utilizing data to educate and influence buy-in and implementation of data-driven decision making. Drive the design and implementation of Institutional Research and Effectiveness programs and processes, and presents ideas, and implementation approaches to increase the visibility and integration strategies for efficient use of data management strategies..
Key contributions:

- Led Title III proposal creation, preparation, and execution – Exec summary approved by Sr. Leadership within the first 15 days of employment.
- Contributed to data management placement, formatting, editing, table/chart development, historical data, and presented to President and Sr. Leadership.
- Constructed queries and developed Business Intelligence (BI) software.

LANE COLLEGE, Office of Institutional Research and Effectiveness
DIRECTOR OF DATA SCIENCE (05/2021 – 12/2021)
led the initial development, administration, coordination, and implementation of complex IT systems and research processes, including a regularly scheduled institution-wide comprehensive research and data management initiative. Collected, analyzed, interpreted, and articulated student success and student development metrics. Collaborated with faculty, staff, outside vendors, and appropriate college offices to lead the translation of reliable, relevant, and quality data captured within the early alert system (Tadabase), CAMS enterprise student portal, and various other data administration and analytics systems. Led an organization-wide software implementation initiative including the deployment of Quick Response (QR) Code automation & Integration for resource tracking.
Key contributions:

- Created designed and maintained various reports and dashboards using Power BI
- Recommended over 100 actionable steps that help improve the colleges data infrastructure

WASHINGTON STATE UNIVERSITY, Division of Student Affairs | Pullman, WA
DIRECTOR OF ASSESSMENT AND PROGRAM EVALUATION (08/2017 – 07/2018)
Facilitated daily decision-making with the division and consistently proposed strategies for enhancing operations. Innovatively utilized relevant software tools and analytical methods to devise tailored solutions, applying both creativity and efficiently to the process. Through adept project management, ensured the realization of long-term goals leveraging Oracle Business Intelligence Enterprise Edition (OBIEE) software tools.
Key contributions:

- Conducted a Benchmark Study of 24 universities that resulted in a Comparative Analysis Model

SAN DIEGO STATE UNIVERSITY, Student Life and Leadership
RESEARCH DATA ANALYST (082014 – 06/20178)
Utilized R to develop scripts and packages for statistical analysis. Leveraged open-source software aimed at supporting student outcomes and student success.
Key contributions: Developed and supported the improvement of Conflict and Identify Awareness Training

- Served on integrative diversity committee, and met regularly with faculty and staff
- Assessed Student Organization Conflict and Identity Awareness (SOCIA) program
- Developed methodology, research and various outcome measures using Campus Labs software

From: noreply@civicplus.com
To: City Clerk
Subject: [EXTERNAL] Online Form Submittal: Measure AV Oversight Committee Application
Date: Thursday, March 27, 2025 4:49:45 PM

CAUTION: This email originated from outside of the organization.

Measure AV Oversight Committee Application

Office of the City Clerk
38300 Sierra Hwy., Suite C
Palmdale, CA 93550
661-267-5151

Measure AV Oversight Committee Application

The City of Palmdale is an equal opportunity employer and does not discriminate in hiring or employment upon any basis prohibited by law, including race, color, creed, religion, age, sex (including pregnancy, childbirth and related medical conditions), cancer, national origin, genetic characteristics, genetic information, ancestry, sexual orientation, gender, gender identity, gender expression, marital status, veteran status, disability, or any other basis protected by applicable law. None of the questions or information sought in this application are intended to discriminate based upon any status protected by law. If you need reasonable accommodation in completing this application, or in any other part of the application process, please contact the City Clerk's Office at 661-267-5151. The application deadline is April 10, 2025.

Measure AV Oversight Committee Information:

Name	Antonio Ortega	District 3
Date	3/27/2025	
Business Telephone	*Field not completed.*	
Home Telephone	*Field not completed.*	
Cell Phone	[redacted]	
Email Address	[redacted]	

Possession of a valid California driver's license and the ability to be insured with the City's insurance carrier is required.

Present Address	[redacted]
City	Palmdale
State	CA
Zip Code	93550
Permanent Address if different from present address	*Field not completed.*
City	*Field not completed.*
State	*Field not completed.*
Zip Code	*Field not completed.*
	(Section Break)

Personal Information

(Please attach additional sheets, if necessary.)

Are you currently serving as an elected city or county official? If yes, please explain.	No
Do you or any members of your immediate family own any interest in any enterprise which does or might do business with the City and/or the Board/Commission?	No
Please Explain	*Field not completed.*
Do you or any members of your immediate family own any interest in any real property adjacent to or	No

within the City of Palmdale?	
Please Explain	*Field not completed.*
Do you or any members of your immediate family have any interests or associations which might present a conflict of interest?	No
Please Explain	*Field not completed.*
List all current organizations and societies of which you are a member.	WTA CTA NEA
Describe any public service experience serving on a commission or public body?	I served on the redistricting committee in 2023.
Why do you want to serve on the Measure AV Oversight Committee?	With the recent increase in our city's sales tax, I wanted to ask for some clarification. Specifically, how long will the additional 0.75% remain in effect, particularly if the city's finances are balanced? At what point will the City Council consider putting the question of continuing the tax back to the voters? When the measure was passed, it was presented as a way to ensure that local dollars stayed in Palmdale rather than going to the state. My understanding is that the revenue was intended to directly benefit the residents of Palmdale. If this tax is proving to be valuable and beneficial, I would like to ensure that those funds are being used in alignment with that original purpose—to improve the quality of life for Palmdale residents.
What is your vision for Palmdale?	Palmdale should be the jewel of the High Desert. We are already part of the Aerospace Capital of the World—let's build on that legacy by investing in housing, public transportation, and quality entry-level jobs that encourage people to stay, grow, and thrive in Palmdale. Keeping those dollars local means lifting up our entire community. Let's develop Palmdale into a place where small business

	dreamers can flourish—not just because they're fast, but because of the craftsmanship and care they bring to their work. Our very own B-2 Bomber is a symbol of that legacy of precision and innovation. That same ingenuity can guide us again. Our residents have talent. Let's make them proud to call Palmdale home. Palmdale should be a city where people of all backgrounds and walks of life have the opportunity to thrive.
Please describe your experience and knowledge of local government finance.	Little to no formal experience in local government finance with the exception to school district budgeting.
Please describe how you will contribute to the Measure AV Oversight Committee.	I will provide a rational and neutral approach to the oversight committee. As I have limited experience working in finance and government, I want to make sure the tax is of good and proper use to the people of Palmdale wherever they live in the city limits.
Please list three items you personally think, if funded appropriately, could increase the quality of life in Palmdale.	Multi Unit Housing Improved Public Transportation Need better zoning laws that help bring essential amenities closer to neighborhoods—places where people can live, work, and gather without needing to drive across town. What's being developed around Legacy Commons and City Hall is a great example of how thoughtful planning can create vibrant, accessible community spaces. .
	(Section Break)

Education, Training and Experience

High School

Name	Palmdale High School
Address	2137 East Avenue R Palmdale, CA 93550
Number of Years Completed	4
Did you Graduate?	Yes
Degree or Diploma	Diploma
GPA (i.e., A=4.0)	3.8

College/University

Name	Cal State Los Angeles
Address	Los Angeles, CA
Number of Years Completed	4
Did you graduate?	Yes
Degree or Diploma	BA Political Science
GPA (i.e., A=4.0)	3.2

Vocational

Name	*Field not completed.*
Address	*Field not completed.*
Number of Years Completed	*Field not completed.*
Did you graduate?	*Field not completed.*
Degree or Diploma	*Field not completed.*
GPA (i.e., A=4.0)	*Field not completed.*
Other	*Field not completed.*

(Section Break)

Employment History

List below all present and past employment for the last ten (10) years starting with your most recent employer. Account for all periods of unemployment. You must complete this section even if attaching a resume.

Name of Employer	Wilsona School District
Address	18050 E Ave O, Palmdale, CA 93591
Type of Business	Education

Telephone Number	661-264-1790
Your Supervisor's Name	Donnell Mayberry
Your Position and Duties	Teacher EL Coordinator Science Depart Lead Gather and review data from mutlitple sources including but not limited to diangostics, grades, state testing scores, and budgets
Major Accomplishments	Teacher of the Year, Improvement in EL students or reclassification of students from 6% to 31% in the course of 4 years.
Dates of Employment	
From	7/1/2021
To	3/27/2025
Reason for Leaving	Still employed, not leaving.
Upon leaving, were you eligible for rehire?	No
(Section Break)	
Name of Employer	Palmdale School District
Address	39139 10th St E, Palmdale, CA 93550
Type of Business	Education
Telephone Number	6619477191
Your Supervisor's Name	Misti Larrick
Your Position and Duties	5th Grade Teacher Plan and execute lesson plans Review test scores to adjust lesson plans to be most effective
Major Accomplishments	Mural Committee
Dates of Employment	
From	7/1/2020
To	6/30/2021

Reason for Leaving	New teaching opportunity
Upon leaving, were you eligible for rehire?	Yes
	(Section Break)
Name of Employer	iLead Antelope Valley
Address	2110 W Ave K, Lancaster, CA 93536
Type of Business	*Field not completed.*
Telephone Number	(661) 494-7442
Your Supervisor's Name	Dawn Roberson
Your Position and Duties	Teacher 3rd Grade Teacher Lead
Major Accomplishments	Developed the WASC community arm to ensure that iLead kept WASC accreditation
Dates of Employment	
From	4/1/2017
To	6/30/2020
Reason for Leaving	New teaching opportunity
Upon leaving, were you eligible for rehire?	Yes
	(Section Break)

References

List below three persons not related to you who have knowledge of your civic activity within the last three years.

Name	Joshua Briggs
Address	*Field not completed.*
City	Lake Los Angeles
State	CA

Zip Code	*Field not completed.*
Occupation	Teacher
Telephone Number	[redacted]
Number of Years Acquainted	4
(Section Break)	
Name	Tiffany Glassman
Address	*Field not completed.*
City	Lake Los Angeles
State	CA
Zip Code	*Field not completed.*
Occupation	Teacher
Telephone Number	[redacted]
Number of Years Acquainted	4
(Section Break)	
Name	Susan Smith
Address	*Field not completed.*
City	Leona Valley
State	CA
Zip Code	*Field not completed.*
Occupation	Teacher
Telephone Number	[redacted]
Number of Years Acquainted	4
(Section Break)	

Please read carefully, initial each paragraph and sign below:

I hereby certify that the answers given by me on this application are true and correct to the best of my knowledge, and that I have not withheld any information that might adversely affect my chances for appointment. I understand that any misstatement or omission of fact on this application or any documents used to obtain an appointment may result in rejection of this application or immediate discharge if I am appointed, regardless of the time elapsed before discovery of the misstatement or omission. I further certify that I, the applicant, have personally completed this application.

Initials AO

I hereby authorize the City of Palmdale to investigate my references, prior employers, work record, education, and other matters related to my suitability for appointment and further, authorize the references I have listed, all prior employers, and all educational institutions attended, to disclose to the City of Palmdale any and all letters, reports, and other information related to my records, including, but not limited to, my performance reviews and evaluations, discipline, commendations, awards, and all other employment information, without giving me prior notice of such disclosure. By providing this page of the application to the references, prior employers, and educational institutions attended, I release them, to the fullest extent permitted by law, from any and all claims, demands, fees, and liabilities for providing the City of Palmdale with all information. I release the City of Palmdale, its agents, employees, and representatives, to the fullest extent permitted by law, from any and all claims, demands, fees, and liabilities that may result from any use or disclosure of such information by the City of Palmdale, or any of its agents, employees and representatives.

Initials AO

I further understand and agree that as a condition to being appointed to the Measure AV Oversight Committee, I will be required to agree to conduct myself in accordance with the City of Palmdale's personnel practices and policies as set

forth in the Human Resources Rules, the Brown Act, the Public Records Act, and the Measure AV Oversight Committee Rules of Procedures, copies of which I will be provided and will review prior to accepting an appointment to the Measure AV Oversight Committee. To the fullest extent permitted by law, I expressly consent to, and I waive any rights of privacy I might otherwise have in connection with the City's Human Resources Rules in general and the above-described sections in particular.

Initials	AO

I understand that as part of the final selection process, I will be required to pass a livescan fingerprint scan submission via the California Department of Justice. I understand that information collected during this background check will be limited to that appropriate to determining my suitability for this Measure AV Oversight Committee position and that such information collected during the check will be kept confidential.

Initials	AO
	(Section Break)

Volunteer Information

REASONABLE ACCOMMODATIONS	No
Foreign Language	Spanish
Do you?	Speak, Read , Write
Foreign Language	*Field not completed.*
Do you?	*Field not completed.*
Specialized training/skills:	Collecting, analyzing, and interpreting data accurately.
Computer Skills	Word, Photoshop, Excel, Access, PowerPoint
	(Section Break)

In Case of Emergency

Whom should we notify?

Name	[redacted]
Relationship	[redacted]
Home Phone	[redacted]
Work Phone	*Field not completed.*
Physician's Name:	[redacted]
Phone:	[redacted]
Do you have any medical history that we should be aware of in the event of an emergency? (Allergies, medications, etc.)	[redacted]

(Section Break)

AUTHORIZATION AND RELEASE

I voluntarily agree to participate in this program. I hereby waive, release, and hold harmless from any liability or claims for damages for personal injury, including death, as well as from claims for property damage which may arise in connection with the above-named activity, against the supervisor, the City of Palmdale and its elected and appointed officials, agents, and employees.

I hereby agree to the Authorization and Release set forth on this day	3/27/2025
Electronic Signature Agreement	I agree.
Electronic Signature	Antonio Ortega
Applicants are encouraged to attach a resume.	A. Ortega Resume Updated Feb 2025.pdf

Applications may be mailed (postmarked the date of the deadline), e-mailed to cityclerk@cityofpalmdaleca.gov or hand delivered to the office of the City Clerk at 38300 Sierra Hwy., Ste. C, Palmdale, CA 93550

For additional information, please contact the City Clerk at 661-267-5151.

Email not displaying correctly? View it in your browser.

Antonio Ortega

[redacted]

Experience

6th Grade Math/Science Teacher, Wilsona School District, Palmdale, CA | 2021 – Present

- Science Lead and EL Coordinator: Led initiatives that increased RFEP rates from 6% to 30% annually over the past four years.
- Developed and facilitated professional development for teachers on EL and SDAIE strategies.
- Improved 6th-grade student performance in science and math as measured by state assessments.

5th Grade Teacher, Palmdale School District, Palmdale, CA | 2020 – 2021

- Utilized data-driven instruction within PLCs to monitor and enhance student achievement.
- Professional development on virtual learning, ELD strategies, and Eduprotocols.

3rd Grade Facilitator, iLEAD Antelope Valley, Lancaster, CA | 2017 – 2020

- Designed and delivered small-group and individualized learning experiences aligned with student needs.
- Created project-based lesson plans integrating cross-disciplinary concepts.
- Developed and led CAASPP professional development workshops for educators.
- Served as a Community Development Member for WASC accreditation.
- Coordinated field trips to enhance experiential learning opportunities.
- Integrated theater-based curriculum to support math and literacy skills through the arts.

Foster Care Aide, Haydee Pino Foster Care Home, Northridge, CA | 2014 – 2017

- Supported the educational and social development of five foster children with special needs, ages 3-15.
- Fostered positive relationships between children and parents by serving as a liaison between the foster home and DCFS.

Education

California State University Los Angeles , Los Angeles, CA — Political Science, 2007
Brandman University , Palmdale CA — Teaching Credential, 2020

From: noreply@civicplus.com
To: City Clerk
Subject: [EXTERNAL] Online Form Submittal: Measure AV Oversight Committee Application
Date: Friday, March 28, 2025 12:56:19 PM

CAUTION: This email originated from outside of the organization.

Measure AV Oversight Committee Application

Office of the City Clerk
38300 Sierra Hwy., Suite C
Palmdale, CA 93550
661-267-5151

Measure AV Oversight Committee Application

The City of Palmdale is an equal opportunity employer and does not discriminate in hiring or employment upon any basis prohibited by law, including race, color, creed, religion, age, sex (including pregnancy, childbirth and related medical conditions), cancer, national origin, genetic characteristics, genetic information, ancestry, sexual orientation, gender, gender identity, gender expression, marital status, veteran status, disability, or any other basis protected by applicable law. None of the questions or information sought in this application are intended to discriminate based upon any status protected by law. If you need reasonable accommodation in completing this application, or in any other part of the application process, please contact the City Clerk's Office at 661-267-5151. The application deadline is April 10, 2025.

Measure AV Oversight Committee Information:

Name	Raymiro Gomez-Galiano	District 3
Date	3/28/2025	
Business Telephone	*Field not completed.*	
Home Telephone	*Field not completed.*	
Cell Phone	[redacted]	
Email Address	[redacted]	

Possession of a valid California driver's license and the ability to be insured with the City's insurance carrier is required.

Present Address	[redacted]
City	Palmdale
State	California
Zip Code	93550
Permanent Address if different from present address	*Field not completed.*
City	*Field not completed.*
State	*Field not completed.*
Zip Code	*Field not completed.*
	(Section Break)

Personal Information

(Please attach additional sheets, if necessary.)

Are you currently serving as an elected city or county official? If yes, please explain.	No
Do you or any members of your immediate family own any interest in any enterprise which does or might do business with the City and/or the Board/Commission?	No
Please Explain	*Field not completed.*
Do you or any members of your immediate family own any interest in any real property adjacent to or	No

within the City of Palmdale?	
Please Explain	*Field not completed.*
Do you or any members of your immediate family have any interests or associations which might present a conflict of interest?	No
Please Explain	*Field not completed.*
List all current organizations and societies of which you are a member.	NewColorsProject – Founder, CEO, & CFO USC Bovard Scholars – Member USC Alpha Gamma Omega - Member USC Fisher Fellowship - Fellow USC Latino Alumni Association - Member USC Alumni Association - Member Community Development Center USA – Board Treasurer
Describe any public service experience serving on a commission or public body?	Throughout my career, I have been deeply committed to public service, taking on leadership roles that focus on community empowerment, social justice, and equity. My experience includes serving on various boards, committees, and nonprofit organizations, where I have had the opportunity to shape initiatives that create lasting change. As the Board Treasurer at Community Development Center USA (CDCUSA), I play a critical role in overseeing the financial health of the organization and ensuring that resources are effectively allocated to support our mission of empowering underserved communities. In this capacity, I work closely with the Board of Directors and staff to manage budgets, ensure financial compliance, and develop strategies to sustain and grow our programs. My contributions have helped strengthen the organization’s ability to offer vital services such as educational support, career guidance, and social services to those in need. Additionally, I provide strategic insight on financial matters to ensure that CDCUSA remains a responsible steward of its resources while continuing to serve vulnerable populations. In addition, I have served on the City of Palmdale's Human

Rights Advisory Committee, where I worked closely with community leaders and local government officials to address human rights issues and promote policies that advocate for fairness, inclusivity, and justice. My involvement in this committee allowed me to influence important decisions that directly impact the wellbeing of residents, particularly in areas related to civil rights, social services, and access to public resources. As a committee member, I helped develop recommendations for initiatives that enhance equality and support marginalized groups within the community.

As the Vice President of Finances for the Palmdale High School Band Boosters Club, I manage the organization's budget, oversee fundraising efforts, and ensure the financial sustainability of the club. In this role, I work closely with other board members to create fundraising strategies, allocate resources for student activities, and support the club's mission to provide a positive and enriching experience for students. This role has allowed me to further develop my financial management skills while giving back to the community by supporting a local school program.

Moreover, as the CFO and CEO of NewColorsProject (NCP), I lead the organization's financial operations while also overseeing its strategic direction. I am responsible for managing budgets, financial forecasting, and ensuring that resources are allocated efficiently to achieve our mission of closing the opportunity gap for underserved youth. In addition to my financial leadership, I also work directly with students to provide free resume services, career development workshops, and educational resources. My role at NCP has given me the opportunity to merge my financial expertise with my passion for empowering young people and ensuring they have the tools they need to succeed academically and professionally.

Additionally, my experience as the President of the MSSE Student Association at USC allowed me to advocate for my peers within the Social Entrepreneurship program. I served as a representative and liaison between students and faculty, organizing workshops, events, and networking opportunities that connected students with key industry leaders and social entrepreneurs. In this role, I helped foster a sense of community and shared purpose, advocating for student concerns and working to provide resources that supported both academic and career success.

These roles have equipped me with a strong foundation in public service, where I've gained valuable experience in strategic planning, policy development, community outreach, and leadership. My work has allowed me to drive initiatives that directly impact the lives of individuals and communities,

particularly those facing challenges related to access to education, career opportunities, and social justice. I am proud of the work I have done and remain committed to using my skills to create a more equitable and inclusive society.

Why do you want to serve on the Measure AV Oversight Committee?

I am eager to serve on the Measure AV Oversight Committee because I am deeply committed to ensuring that the funds collected through the ¾ cent transactions and use tax are managed responsibly and transparently, with direct benefits to the people of Palmdale. As an 8-year resident of Palmdale, I have witnessed firsthand the importance of using public funds in a way that fosters community growth, enhances local infrastructure, and promotes equitable development. I am dedicated to ensuring that these funds are utilized to benefit our community in a meaningful way and to ensure that the tax revenues are spent as promised by voters during the November 3, 2020, General Election.

With my background as the CFO and CEO of NewColorsProject (NCP), where I oversee the financial operations and budgeting of a nonprofit organization dedicated to empowering underserved youth, I have developed a keen understanding of fiscal responsibility, financial oversight, and the strategic allocation of resources. My experience managing budgets, forecasting financial outcomes, and ensuring that funds are allocated toward meaningful initiatives aligns perfectly with the core mission of the Measure AV Oversight Committee.

Additionally, my experience as Board Treasurer at Community Development Center USA (CDCUSA) further strengthens my ability to oversee financial matters with diligence and integrity. At CDCUSA, I collaborate with the Board of Directors to ensure that resources are used efficiently to deliver essential services to vulnerable communities. This role has honed my skills in ensuring that funds are used for their intended purposes, a key responsibility of the Measure AV Oversight Committee.

My educational background, including a Master of Science in Social Entrepreneurship from the USC Marshall School of Business and a Bachelor of Arts in Non-Governmental Organizations and Social Change from USC Dornsife College of Letters, Arts, and Sciences, has provided me with the theoretical and practical knowledge needed to navigate complex public funding processes, evaluate financial documents, and make data-driven decisions that prioritize the needs of the community. My studies have reinforced my commitment to equity, transparency, and social impact, principles that I believe are critical in ensuring the proper use of Measure AV funds.

I also believe that public participation and transparency are fundamental to fostering trust between local government and the

community. By serving on this committee, I would bring my expertise in strategic planning, financial management, and community development to advocate for the responsible and transparent use of Measure AV funds. I am motivated by the opportunity to help ensure that these resources are utilized to enhance public services, improve infrastructure, and address the most pressing needs of the City of Palmdale.

Serving on the Measure AV Oversight Committee would allow me to combine my leadership experience, educational background, and passion for public service to make a meaningful impact on the future of our city. I am committed to upholding the highest standards of accountability and transparency to ensure that Palmdale's voters see the tangible benefits of their support for Measure AV.

What is your vision for Palmdale?

My vision for Palmdale is to create a community where residents have access to essential resources and opportunities while maintaining a strong focus on fiscal responsibility and long-term sustainability. As a resident of Palmdale for the past 8 years, I have seen the potential for growth and development in our city, but I believe it is crucial that we balance this growth with prudent financial planning to ensure that future generations are set up for success.

I envision a Palmdale that thrives through conservative financial management, where every dollar spent is aligned with our city's priorities and where we invest in projects that offer long-term benefits to the community. I believe that sound financial planning is key to achieving both short-term and long-term success. This means approaching budgeting with caution, prioritizing investments in essential services like public safety, education, and infrastructure, while also ensuring that our city remains resilient in the face of unforeseen challenges.

One of my key priorities is ensuring that Palmdale's financial resources are used efficiently, especially when it comes to infrastructure development and public services. I would advocate for carefully planned and fiscally responsible projects, where cost-benefit analyses are conducted, and projects are phased to ensure that they remain within budget and deliver value for residents. Rather than overextending on large, high-risk projects, I believe in a gradual, step-by-step approach that allows the city to grow sustainably without taking on unnecessary debt or financial strain.

As CFO of NewColorsProject (NCP) and Board Treasurer at Community Development Center USA (CDCUSA), I have firsthand experience managing tight budgets and making tough financial decisions that balance the needs of the community with available resources. In my roles, I've always placed a strong

emphasis on accountability, transparency, and cost-effectiveness. I would bring these same principles to the oversight of Measure AV funds, ensuring that they are used efficiently and transparently to achieve tangible outcomes for the city.

In terms of economic development, I believe that we must support small businesses and local entrepreneurs through targeted initiatives that encourage growth without overextending our city's resources. Supporting Palmdale's business environment with conservative financial incentives, such as low-interest loans or tax credits for small businesses, would help create jobs and expand the local economy while minimizing risk to public funds.

Additionally, I believe in investing in sustainable and cost-effective infrastructure, such as energy-efficient projects, green spaces, and public transportation options that reduce the long-term cost of living in Palmdale. By being strategic about where and how we invest, we can make improvements to our city that will provide benefits for many years to come, without placing undue financial pressure on future budgets.

My vision for Palmdale is one where fiscal responsibility drives our growth. I am committed to ensuring that the city balances its budget and carefully considers the financial impact of every decision made. This approach will ensure that our city remains financially stable, resilient, and well-positioned for future growth, while also meeting the needs of our residents.

In sum, my vision for Palmdale is to create a prosperous city that is both financially responsible and community-focused. I want to contribute to building a Palmdale that offers its residents an excellent quality of life, with efficient and sustainable investments that protect our financial future. I'm committed to working toward a Palmdale that strikes a balance between growth, opportunity, and fiscal prudence.

Please describe your experience and knowledge of local government finance.

My experience and knowledge of local government finance are shaped by both my professional and educational background, as well as my leadership roles in various nonprofit organizations. I have gained a solid understanding of managing public funds, allocating resources, and ensuring financial transparency—key components of local government finance.

As CFO of NewColorsProject (NCP), I manage the organization's financial operations, including budgeting, forecasting, and reporting. I have been responsible for developing financial plans, monitoring expenditures, and ensuring compliance with funding sources. A critical aspect of my role has been overseeing grant writing and grant management, which has deepened my

understanding of the financial landscape for public sector organizations. Through grant management, I have gained experience in securing public and private funding, as well as in ensuring that funds are used effectively and in alignment with project goals. This experience has also given me a strong understanding of the financial contracts associated with grants, including ensuring that all conditions are met, reports are accurate, and funds are used responsibly.

Additionally, as Board Treasurer at the Community Development Center USA (CDCUSA), I work closely with the board to manage the organization's finances. This role involves overseeing budgets, managing financial contracts, and ensuring that resources are allocated in a way that best serves our mission and the community. Through this position, I have worked with a variety of funding sources, including government grants, and have become adept at navigating the compliance and reporting requirements that accompany these types of financial arrangements.

My academic background also informs my understanding of local government finance. I hold a Master of Science in Social Entrepreneurship from the USC Marshall School of Business and a Bachelor of Arts in Non-Governmental Organizations and Social Change from USC Dornsife College of Letters, Arts, and Sciences. These programs provided me with a strong foundation in public finance, financial contracts, and the management of both public and private funds. I gained a comprehensive understanding of budgeting for public programs, the intricacies of grant funding, and the financial reporting systems that local governments rely on to ensure fiscal responsibility and accountability.

Through my work on various community projects and in Measure AV oversight, I've developed a deep understanding of how local governments manage tax revenues and expenditures. I have learned the importance of financial transparency, accountability, and the careful allocation of resources to ensure that funds are used effectively to meet the needs of the community.

One area where my experience in financial management shines is in my knowledge of financial contracts. I have handled contracts related to grants and public funding, ensuring compliance with all terms and conditions, and carefully monitoring expenditures to avoid budget overruns. In a local government setting, this ability to navigate complex financial contracts is essential for ensuring that taxpayer dollars are spent in alignment with approved budget plans and that the terms of public funding agreements are adhered to.

In conclusion, my experience in grant writing and management,

	financial contracts, and overseeing budgets in nonprofit organizations has given me a robust understanding of local government finance. I have the skills to manage public funds efficiently, ensure that financial resources are used responsibly, and maintain transparency with the public. I am committed to ensuring that local governments operate in a fiscally responsible manner, and I would bring my expertise in financial planning, grant management, and contract oversight to any role related to local government finance.
Please describe how you will contribute to the Measure AV Oversight Committee.	As a young, driven, and highly capable individual, I am excited about the opportunity to serve on the Measure AV Oversight Committee and contribute to the responsible use of taxpayer funds for the benefit of Palmdale's residents. My academic and professional journey showcases my exceptional time management, dedication, and ability to balance complex responsibilities. In just four years, I earned both a Bachelor's degree, a minor, and a Master's degree, which not only demonstrates my academic commitment but also my ability to manage competing priorities and excel in demanding environments. This drive and work ethic have translated into a successful career, where I now hold a six-figure salary in the nation's top public transportation industry. My role allows me to navigate intricate financial and operational systems, a skill set that is directly applicable to overseeing the revenues and expenditures of Measure AV. In addition to my professional success, my roles as CFO of NewColorsProject (NCP) and Board Treasurer at Community Development Center USA (CDCUSA) have provided me with a deep understanding of financial management, transparency, and the importance of adhering to strict budgetary guidelines. These experiences, combined with my financial acumen, grant management expertise, and strategic decision-making, have prepared me to contribute to the oversight committee with a fresh perspective and long-term vision. I am committed to ensuring the Measure AV funds are allocated responsibly, with transparency, and in ways that will create lasting benefits for our community. My ability to balance multiple complex responsibilities, along with my commitment to excellence and long-term success, makes me an ideal candidate to ensure the success of this important initiative for Palmdale.
Please list three items you personally think, if funded appropriately, could increase the quality of life in Palmdale.	1. Enhancement of Public Transportation Infrastructure Palmdale residents currently endure some of the longest commute times in the nation, with an average daily round-trip commute exceeding 90 minutes. This prolonged commuting not only affects personal well-being but also has broader economic and environmental implications. Expanding and improving public transportation options can alleviate these challenges by providing

more efficient and accessible travel alternatives. Aligning with the city's Sustainable Transportation Plan, investments in transit reliability, access, and coordination are essential to create a more connected and mobile community.

2. Development of Health and Wellness Districts

Access to comprehensive healthcare services is crucial for community well-being. Palmdale's initiative to establish Health and Wellness Districts around key medical centers aims to enhance the availability of health services. These districts are strategically planned near Palmdale Regional Medical Center, Palmdale Boulevard and 40th/45th Streets East, and adjacent to Kaiser Permanente on East Avenue S and 45th Street East. This initiative seeks to improve access to medical facilities, encourage mixed-use developments that support health services, and promote partnerships that enhance healthcare accessibility for all residents.

3. Promotion of Active and Vibrant Public Spaces

Creating active and vibrant public spaces contributes significantly to community engagement and physical health. The city's focus on enhancing public spaces includes initiatives such as widening sidewalks, developing plazas, and implementing streetscaping designs to improve the pedestrian environment and appearance of downtown corridors. These improvements aim to foster community interaction, support local businesses, and encourage physical activity among residents, thereby enriching the overall quality of life in Palmdale.

By strategically investing in these areas, Palmdale can address current challenges and lay the foundation for a healthier, more connected, and vibrant future for its residents.

(Section Break)

Education, Training and Experience

High School

Name	Palmdale High School
Address	2137 E Ave R, Palmdale, CA 93550
Number of Years Completed	4

Did you Graduate?	Yes
Degree or Diploma	High School Diploma
GPA (i.e., A=4.0)	4.7

College/University

Name	University of Southern California (USC)
Address	Los Angeles, CA 90007
Number of Years Completed	4
Did you graduate?	Yes
Degree or Diploma	B.A., Minor, and M.S.
GPA (i.e., A=4.0)	3.5

Vocational

Name	*Field not completed.*
Address	*Field not completed.*
Number of Years Completed	*Field not completed.*
Did you graduate?	*Field not completed.*
Degree or Diploma	*Field not completed.*
GPA (i.e., A=4.0)	*Field not completed.*
Other	*Field not completed.*

(Section Break)

Employment History

List below all present and past employment for the last ten (10) years starting with your most recent employer. Account for all periods of unemployment. You must complete this section even if attaching a resume.

Name of Employer	Los Angeles County Metropolitan Transportation Authority (LA Metro)
Address	1 Gateway Plaza, Los Angeles, CA 90012
Type of Business	Transportation Services
Telephone Number	*Field not completed.*
Your Supervisor's Name	Nick Arevalo-Parrish
Your Position and Duties	As a Senior Talent Development Specialist at LA Metro's Chief People Office, I spearheaded the development and execution of marketing and branding strategies for the bi-weekly New Employee Experience onboarding program, effectively reaching 120-240 new hires, managers, supervisors, and stakeholders each month. I coordinated approximately 24 training sessions annually, totaling 96 hours of training, which resulted in the successful onboarding and training of nearly 1,000 new hires in 2024. Additionally, I coordinated and executed the distribution of service pins to approximately 2,000 employees, honoring their years of dedicated service. I orchestrated large-scale corporate events such as LA Metro's 9th Annual Celebrating Excellence in the Workplace, engaging over 12,000 employees. I also managed the design and creation of an interactive comic book for 2024 Take Our Kids to Work Day, integrating LA Metro's history and social impact, and increasing internal brand visibility. Another key initiative was leading the creation of MPOWER, a recognition platform that engaged over 12,000 employees, and collaborating with AwardCo to enhance employee engagement through a successful naming competition. Furthermore, I facilitated open enrollment for over 3,000 employees, organizing a 3-hour virtual benefits fair and coordinating with vendors to ensure accessible enrollment support.
Major Accomplishments	As a Senior Talent Development Specialist at LA Metro's Chief People Office, I achieved several major accomplishments. I spearheaded the development and execution of marketing and branding strategies for the New Employee Experience onboarding program, effectively reaching 120-240 new hires, managers, supervisors, and stakeholders monthly. I coordinated and led 24 training sessions annually, totaling 96 hours, which resulted in the successful onboarding and training of nearly 1,000 new hires in 2024. Additionally, I coordinated the distribution of service pins to approximately 2,000 employees, recognizing their years of dedicated service. I orchestrated large-scale corporate events, including LA Metro's 9th Annual Celebrating Excellence in the Workplace, engaging over 12,000 employees in 2024. I also led the design and

	creation of an interactive comic book for 2024 Take Our Kids to Work Day, which increased internal brand visibility by seamlessly integrating LA Metro's history and social impact. Another significant accomplishment was the creation of MPOWER, a recognition platform that engaged over 12,000 employees, and the successful implementation of a naming competition in collaboration with AwardCo. Lastly, I facilitated open enrollment for over 3,000 employees by organizing a 3-hour virtual benefits fair, ensuring accessible enrollment support and resources.
Dates of Employment	
From	1/30/2023
To	3/28/2025
Reason for Leaving	N/A
Upon leaving, were you eligible for rehire?	Yes
	(Section Break)
Name of Employer	USC Community and Local Government Partnerships
Address	1640 Marengo Street, Los Angeles, CA 90033
Type of Business	Community and Local Government Relations
Telephone Number	*Field not completed.*
Your Supervisor's Name	Dulce Acosta
Your Position and Duties	As a Community Relations Coordinator at USC University Relations, I played a key role in securing over $508k in internal funding for community initiatives, including sponsorships for events, scholarships, and STEAM programs across South Central LA, Boyle Heights, El Sereno, and Lincoln Heights. I led five monthly outreach events, engaging over 100 community members, which resulted in significant outcomes such as facilitating college exposure for 107 middle school students and workforce development for 50 high school students. I conducted comprehensive needs assessments, launching 20 high-impact initiatives that enhanced USC's community outreach for its Discovery and Translational Hub. Additionally, I developed and executed strategic marketing campaigns that improved USC's brand awareness and solidified its position as a community leader. My market research and analysis of USC's surrounding areas helped identify key trends,

	allowing USC to remain proactive and responsive to community needs. I also participated in over 50 community outreach events, promoting resources and initiatives from various USC partners, including USC Athletics, USC JEDI Program, and the USC Urban Trees Initiative.
Major Accomplishments	As a Community Relations Coordinator at USC University Relations, I achieved several major accomplishments. I successfully secured over $508k in internal funding for community initiatives, including sponsorships for events, scholarships, and STEAM programs across South Central LA, Boyle Heights, El Sereno, and Lincoln Heights. I led five monthly outreach events, engaging over 100 community members, and achieved significant outcomes such as facilitating college exposure for 107 middle school students and workforce development for 50 high school students in 2022. I conducted comprehensive needs assessments, implementing 20 high-impact initiatives that significantly enhanced USC's community outreach for its Discovery and Translational Hub. I also developed and executed strategic marketing campaigns that increased brand awareness and established USC as a trusted leader in the communities served. Additionally, my market research and analysis of USC's surrounding areas allowed the university to proactively adapt its services and strategies to meet emerging community trends. Lastly, I participated in over 50 community outreach events, sharing valuable resources and initiatives from various USC partners.
Dates of Employment	
From	1/10/2022
To	5/10/2024
Reason for Leaving	Graduated USC
Upon leaving, were you eligible for rehire?	Yes
	(Section Break)
Name of Employer	*Field not completed.*
Address	*Field not completed.*
Type of Business	*Field not completed.*
Telephone Number	*Field not completed.*
Your Supervisor's	*Field not completed.*

Name	
Your Position and Duties	*Field not completed.*
Major Accomplishments	*Field not completed.*
Dates of Employment	
From	*Field not completed.*
To	*Field not completed.*
Reason for Leaving	*Field not completed.*
Upon leaving, were you eligible for rehire?	*Field not completed.*
(Section Break)	

References

List below three persons not related to you who have knowledge of your civic activity within the last three years.

Name	David Harris
Address	*Field not completed.*
City	*Field not completed.*
State	*Field not completed.*
Zip Code	*Field not completed.*
Occupation	CEO of Community Development Center USA
Telephone Number	[redacted]
Number of Years Acquainted	5
(Section Break)	
Name	Dulce Acosta
Address	*Field not completed.*

City	*Field not completed.*
State	*Field not completed.*
Zip Code	*Field not completed.*
Occupation	Senior Principle Director, USC Community and Local Government Partnerships
Telephone Number	[redacted]
Number of Years Acquainted	4
	(Section Break)
Name	Danissa Marroquin
Address	*Field not completed.*
City	*Field not completed.*
State	*Field not completed.*
Zip Code	*Field not completed.*
Occupation	Chief Operating Officer, NewColorsProject
Telephone Number	[redacted]
Number of Years Acquainted	3
	(Section Break)

Please read carefully, initial each paragraph and sign below:

I hereby certify that the answers given by me on this application are true and correct to the best of my knowledge, and that I have not withheld any information that might adversely affect my chances for appointment. I understand that any misstatement or omission of fact on this application or any documents used to obtain an appointment may result in rejection of this application or immediate discharge if I am appointed, regardless of the time elapsed before discovery of the misstatement or omission. I further certify that I, the applicant, have

personally completed this application.

Initials RGG

I hereby authorize the City of Palmdale to investigate my references, prior employers, work record, education, and other matters related to my suitability for appointment and further, authorize the references I have listed, all prior employers, and all educational institutions attended, to disclose to the City of Palmdale any and all letters, reports, and other information related to my records, including, but not limited to, my performance reviews and evaluations, discipline, commendations, awards, and all other employment information, without giving me prior notice of such disclosure. By providing this page of the application to the references, prior employers, and educational institutions attended, I release them, to the fullest extent permitted by law, from any and all claims, demands, fees, and liabilities for providing the City of Palmdale with all information. I release the City of Palmdale, its agents, employees, and representatives, to the fullest extent permitted by law, from any and all claims, demands, fees, and liabilities that may result from any use or disclosure of such information by the City of Palmdale, or any of its agents, employees and representatives.

Initials RGG

I further understand and agree that as a condition to being appointed to the Measure AV Oversight Committee, I will be required to agree to conduct myself in accordance with the City of Palmdale's personnel practices and policies as set forth in the Human Resources Rules, the Brown Act, the Public Records Act, and the Measure AV Oversight Committee Rules of Procedures, copies of which I will be provided and will review prior to accepting an appointment to the Measure AV Oversight Committee. To the fullest extent permitted by law, I expressly consent to, and I waive any rights of privacy I might otherwise have in connection with the City's Human Resources Rules in general and the above-described sections in particular.

Initials RGG

I understand that as part of the final selection process, I will be required to pass a

livescan fingerprint scan submission via the California Department of Justice. I understand that information collected during this background check will be limited to that appropriate to determining my suitability for this Measure AV Oversight Committee position and that such information collected during the check will be kept confidential.

Initials	RGG
	(Section Break)

Volunteer Information

REASONABLE ACCOMMODATIONS	No
Foreign Language	Spanish
Do you?	Speak, Read , Write
Foreign Language	*Field not completed.*
Do you?	*Field not completed.*
Specialized training/skills:	I hold a variety of certifications across different fields that contribute to my expertise and professional development. My professional certifications include Brand Leadership: Building Brand and Culture, Business Leadership, Social Change and Movements, Delivering Employee Feedback, How to Design and Deliver Training Programs, Sales Strategy: Branding Relationships to Successfully Sell, Talent Management, Advanced Branding, Corporate Finance Foundations, Driving Employee Engagement as People Manager, Graphic Design Essentials, Navigating Fundamental Disagreements, Project Management Foundations, Strategic Content Marketing: Attract, Engage, and Retain, Leadership Principles for Emerging Leaders with Bill George, Skills for Inclusive Conversations, and Unconscious Bias. I also hold several health certifications, such as Adult and Pediatric First Aid/CPR/AED, Community Emergency Response Team (CERT), and certifications from the National Federation of State High School Associations in Concussion, Sudden Cardiac Arrest, Mental Illness, Heat Illness, and Sports Nutrition. In addition to these certifications, I possess strong soft skills, including effective communication, outreach, engagement, public speaking, conflict resolution, time management, and resiliency. I am proficient in technical skills such as Microsoft Office Suite,

	Google Suite, Quickbooks, Monday.com, Asana, Canva Graphic Design, and Power BI. My industry knowledge spans areas like event planning, finance administration, volunteer management, social media marketing, brand strategy, fundraising, nonprofit management, and competitive advantage. These skills and certifications have equipped me to contribute effectively across various roles and industries.
Computer Skills	Word, Photoshop, Excel, Adobe Creator, Access, PowerPoint, Publisher

(Section Break)

In Case of Emergency

Whom should we notify?

Name	[redacted]
Relationship	[redacted]
Home Phone	[redacted]
Work Phone	*Field not completed.*
Physician's Name:	*Field not completed.*
Phone:	*Field not completed.*
Do you have any medical history that we should be aware of in the event of an emergency? (Allergies, medications, etc.)	N/A

(Section Break)

AUTHORIZATION AND RELEASE

I voluntarily agree to participate in this program. I hereby waive, release, and hold harmless from any liability or claims for damages for personal injury, including death, as well as from claims for property damage which may arise in connection with the above-named activity, against the supervisor, the City of Palmdale and its elected and appointed officials, agents, and employees.

I hereby agree to the Authorization and Release set forth on this day	3/28/2025
Electronic Signature Agreement	I agree.
Electronic Signature	Raymiro Gomez-Galiano
Applicants are encouraged to attach a resume.	Raymiro D. Gomez-Galiano, MS - CV Resume.pdf

Applications may be mailed (postmarked the date of the deadline), e-mailed to cityclerk@cityofpalmdaleca.gov or hand delivered to the office of the City Clerk at 38300 Sierra Hwy., Ste. C, Palmdale, CA 93550

For additional information, please contact the City Clerk at 661-267-5151.

Email not displaying correctly? View it in your browser.

RAYMIRO D. GOMEZ-GALIANO, MSSE

Los Angeles, CA [redacted]

EDUCATION

University of Southern California, Marshall School of Business - Los Angeles, CA **May 2024**
Master of Science, Social Entrepreneurship

- *Membership:* MSSE Student Association, President
- *Awards:* The Order of Arête
- *Honors:* Spring 2024 Dean's List

University of Southern California, Dornsife College of Letters, Arts and Sciences **May 2024**
Bachelor of Arts, Non-Governmental Organizations and Social Change, Minor in English

- *Membership:* USC Bovard Scholars
- *Awards:* USC Latino Alumni Association Scholarship, USC Fisher Fellowship
- *Honors:* Spring 2024 Dean's List

PROFESSIONAL EXPERIENCE

Los Angeles County Metropolitan Transportation Authority (LA Metro) - Los Angeles, CA **Feb. 2024 - Present**
Human Resources Assistant, Chief People Office

- Spearheaded the development and implementation of marketing and branding strategies for LA Metro's bi-weekly New Employee Experience onboarding program
- Managed mass communications, effectively reaching 120-240 new hires, managers, supervisors, and stakeholders monthly
- Coordinated approximately 24 training sessions annually, totaling 96 hours of training, resulting in the successful onboarding and training of nearly 1,000 new hires in 2024
- Coordinated and executed the distribution of service pins to approximately 2,000 LA Metro employees, honoring their years of dedicated service
- Orchestrated comprehensive branding and marketing strategies, including video production and program development, for large-scale corporate events such as LA Metro's 9th Annual Celebrating Excellence in the Workplace, successfully engaging 12,000 employees in 2024
- Managed the design and authorship of an interactive comic book for 2024 Take Our Kids to Work Day, seamlessly integrating LA Metro's rich history, social impact, and activities, resulting in an increase in internal brand visibility through targeted campaigns and captivating visual storytelling
- Spearheaded the creation of a recognition platform, MPOWER, at LA Metro, leveraging media, branding, and marketing skills to engage over 12,000 employees, and collaborated with AwardCo to enhance employee engagement through a successful naming competition
- Facilitated open enrollment for over 3,000 employees by organizing a 3-hour virtual benefits fair, coordinating with vendors to present resources, and providing employees with accessible enrollment support

Los Angeles County Metropolitan Transportation Authority (LA Metro) - Los Angeles, CA **Jan. 2023 - Feb. 2024**
Administrative Intern, Chief People Office

- Successfully managed and executed the 2023 COMTO Youth Symposium at LA Metro, a high-impact event that brought together over 125 youth participants from diverse backgrounds for a day of engaging workshops, networking, and career exploration in the transportation industry
- Conducted data analysis and prepared comprehensive reports to Senior Leadership on participant feedback, seminar evaluations, and key performance indicators, providing valuable insights that led to improvements in future seminars and effectively measuring the program's impact
- Actively contributed to other Talent Development initiatives, such as Metro Leadership Acadeny and EnoMAX, showcasing adaptability and dedication to organizational growth
- Responsible for the development, design, and implementation of the SEED School of Los Angeles County's first 16-week, after-school seminar for the transportation infrastructure industry, designed to expose students to future career opportunities strategically- A pillar in LA Metro's long-term succession plan to workforce development strategies.
- After-School Seminar was designed into (4) modules, each lasting 4 weeks, totaling 112 hours of instruction with 9th-grade students over 8 months.
- Responsible for exploratory meetings with Subject Matter Experts from different departments within the organization to create each module, totaling over 1500 hours of research and development over 11 months.
- Held monthly Mandatory Training of internal Metro staff supporting each module: 1-hour training, totaling approximately 60

participants over the 8 months.

- Responsible for developing and implementing Student Workbooks for each module, outlining objectives, learning outcomes, key concepts, Project-based learning activities, and supporting documents.
- Assisted with all SEED LA media communications language, speeches, CEO talking points, and next steps of Metro's innovative practices to workforce development at multiple events. Events include (5) CEO All-hands Agency Meetings: 30-minute sessions; Transportation by Transformation World Conference: 2-hour panel discussion; Faith Leaders of South Los Angeles Roundtable: 2-hour panel discussion; American Public Transportation Association (APTA) presentation, and The Annual SEED Foundation Fundraiser Event: 15-minute speech.
- Provided comprehensive administrative support for the SEED LA Transportation Infrastructure Seminar, managing schedules for 80 participants and coordinating logistics for 32 sessions in 2023
- Managed and branded the content for seminars, curating and organizing 50+ relevant materials, presentations, and resources to ensure a comprehensive and engaging learning experience for participants

NewColorsProject 501(c)3 - Antelope Valley, CA **May 2020 - Present**

Founder, Chief Executive Officer, & Chief Financial Officer

- Manage the contract with USC's Physician Assistant Pathways program, providing monthly support to an average of 15-20 students applying to undergraduate, graduate, and medical schools through personalized advisement on personal insight questions (essays) and free resume-building services
- Developed a resume support program offering free resume enhancements for students and low-cost services for adults, with fee waivers available, providing over 40 resumes in 2023 and 20 more in 2024, ensuring high-quality, business-standard resumes for all participants
- Established an annual $1,000 college scholarship for high school, college, and graduate students, with the first awards distributed in the summer of 2024
- Launched a bi-weekly community highlight feature on our website to spotlight community leaders, teachers, and students for their achievements and service, empowering them to reach their full potential
- Planned and executed the inaugural NewColorsProject Scholarship Gala in 2022 with a $10K budget, attracting over 120 guests and raising over $16K, which funded 18 Senior Portrait Scholarships. In 2023, we continued the success with a second Gala, raising over $15K through corporate sponsorships and donations, and awarded an additional 23 Senior Portrait Scholarships, further empowering students to commemorate their high school achievements.
- Developed and implemented literacy programs in 2020 that provided free private English courses to 50 Spanish-speaking adults nationwide, empowering them to acquire English language proficiency and pursue a better life and U.S. citizenship
- Founded NewColorsProject, securing State of CA Registration and Federal 501(c)(3) status, establishing a solid legal foundation, and ensuring tax-exempt status for receiving charitable donations, grants, and funding.
- Recruited and trained a competent and diverse Board of Directors following State and Federal laws, building a solid governance structure to oversee the organization's strategic direction and compliance with regulatory requirements
- Launched a comprehensive tactical planning process to identify growth prospects for the larger Antelope Valley region, encompassing program development, financial development, fiscal management, volunteer leadership, staff development, risk management, and human resources, setting the stage for sustainable expansion and impact

Mica's Sweets - Compton, CA **Jan. 2024 - Present**

Marketing Director

- Designed the logo and developed the branding identity for Mica's Sweets, establishing a cohesive and recognizable image for the business
- Enhanced social media marketing by creating engaging graphic design posts and video content to showcase cakes, treats, photo backgrounds, and other offerings, strategically increasing visibility and engagement with the brand during promotional campaigns to highlight new products and seasonal offerings
- Developed branding guidelines, as well as customer-centric policies and instructions for the presentation of finished products, ensuring consistency and alignment with the business's image

Antelope Valley Chambers of Commerce - Palmdale, CA **May 2024 - June 2024**

Marketing Director

- Developed and implemented a robust social media policy, ensuring consistency and compliance across all platforms while safeguarding the Antelope Valley Chambers of Commerce's online reputation
- Generated detailed monthly reports analyzing social media performance metrics, providing valuable insights for refining and optimizing the Chamber's digital marketing strategy to maximize engagement, reach, and follower growth
- Implemented innovative strategies resulting in a substantial increase in social media followers and online community interaction, amplifying the Chamber's digital presence and influence.

- Collaborated with cross-functional teams to develop and execute targeted promotional initiatives, fostering strong partnerships and elevating the Chamber's brand visibility both locally and regionally

collective. LLC - Sacramento, CA **Jul. 2023 - Feb. 2024**

Junior Associate

- Managed Customer Relationship Management systems, including Asana, to ensure seamless communication and task management between client
- Pioneered the implementation of augmented strategies at collective., propelling clients' campaigns to new heights through cutting-edge marketing, methodologies, and actionable insights
- Strategically tapped into an extensive network of experts to elevate project delivery processes, resulting in an enhancement in operational efficiency and fostering a culture of collective endeavor and distinction
- Provided administrative support to colleagues by handling reimbursement processes, scheduling meetings, and coordinating event trips throughout California

USC Community and Local Government Partnerships - Los Angeles, CA **Jan. 2022 - May 2024**

Community Relations Coordinator, USC University Relations

- Strategically secured over $508k in internal funding for sponsorships to community events, scholarships, and STEAM programs in South Central LA, Boyle Heights, El Sereno, and Lincoln Heights, achieving 100% approval and positively impacting the community
- Demonstrated exceptional leadership by spearheading five monthly outreach events, engaging 100+ community members, and achieving notable outcomes such as exposure to college campuses for 107 middle school students and workforce development for 50 high school students in 2022
- Conducted comprehensive needs assessments, bridging gaps by implementing 20 high-impact initiatives that increased community outreach for USC's Discovery and Translational Hub implementation
- Developed and executed strategic marketing campaigns that increased brand awareness and market penetration, positioning USC as a leader in the industry and gaining trust within the communities served
- Conducted thorough market research and analysis of USC's surrounding areas to identify emerging trends and community preferences, enabling USC to stay ahead of the competition and proactively adapt its service and strategies
- Participated in over 50 community outreach events to share resources from various USC partners, including USC Athletics, USC JEDI Program, USC Discovery and Translational Hub, USC Urban Trees Initiative, and more

YMCA of Metropolitan Los Angeles - Los Angeles, CA **Dec. 2021 - Jan. 2022**

Membership Service Representative, Ketchum Downtown YMCA

- Assisted management and leadership in day-to-day operations, including 20+ tasks such as scheduling, inventory, and customer service, resulting in an overall efficiency and productivity improvement
- Welcomed 100+ guests and members daily by extending a sincere greeting and providing exceptional customer service, resulting in an increase in customer loyalty, positive feedback, and membership renewals
- Processed 100+ program registrations, payments, and membership renewals with 100% accuracy and efficiency, resulting in an increase in revenue for community engagement/outreach initiatives such as childcare and youth and government programs

YMCA of Metropolitan Los Angeles - Los Angeles, CA **Oct. 2021 - Jan. 2022**

Program Assistant, Weingart East Los Angeles YMCA

- Assisted in the distribution of 1.9 million pounds of food 4-5 times a week during the COVID-19 pandemic, distributing 150k produce bags and serving 15k lunches to families in Boyle Heights and communities surrounding East LA neighborhoods, supporting community members during a critical time
- Provided technical application support for the CA COVID-19 Rent Relief program to over 20 families daily, offering weekly office hours and organizing three community events per month. This assistance enabled families to remain in their homes during the pandemic and helped establish a competitive edge in delivering essential support and resources to community members
- Implemented data-driven evaluation methods to measure the impact of community programs and initiatives, utilizing key metrics and feedback to continuously improve program effectiveness, demonstrate outcomes to stakeholders, and gain a competitive advantage in securing additional funding and resources
- Proactively responded to an average of 75 member inquiries per day and monitored activity in assigned program areas, achieving a reduction in member complaints compared to industry averages over three months

YMCA of Metropolitan Los Angeles - Los Angeles, CA **Sept. 2021 - Oct. 2022**

Swim Instructor & Certified Lifeguard, Antelope Valley Family YMCA

- Successfully instructed swim lessons to over 100 children and families of various ages and skill levels, promoting water safety awareness and improving swimming techniques

- Maintained a vigilant lifeguard presence, actively monitoring and ensuring the safety of pool patrons and responding to and resolving emergencies promptly and effectively
- Developed and implemented personalized lesson plans for each swimmer, resulting in a significant improvement in swimming skills and increased water confidence over five weeks
- Conducted regular skill assessments and progress evaluations, providing constructive feedback and tracking individual performance, resulting in satisfaction among participants and their families
- Collaborated with a team of instructors and lifeguards to ensure consistent adherence to safety protocols, emergency response procedures, and effective communication, contributing to a safe and enjoyable swimming environment

COMMUNITY LEADERSHIP AND INVOLVEMENT

Erick A Garcia "You Are Enough" Foundation - Antelope Valley, CA **Oct. 2022 - Present**
Planning Committee, Grant Writer

- Secured $1,000 in funding by writing a grant for the Youth Advisory Committee to promote mental health initiatives and advocate for youth and young adults in their communities
- Conducted two wellness rock painting workshops for mental health awareness, engaging 150+ participants and fostering community support through transformative art experiences
- Led the inaugural film screening of "The S Word," surpassing attendance projections, elevating awareness about mental health issues, and sparking crucial conversations to break down stigmas within the community through guest speakers

Community Development Center USA 501(c)3 - Antelope Valley, CA **Sept. 2021 - Present**
AV-Board of Managers, Treasurer

- Directed and generated over $21K in revenue during the first week of the Fireworks Stand fundraiser in 2023 through effective marketing and strategic planning, exceeding fundraising goals, raising an additional $40K in 2024, and providing essential support for community initiatives
- Responsibly managed the board of managers' financial affairs, ensuring compliance with established procedures and State/Federal Laws through QuickBooks, resulting in accurate financial records and maintaining the organization's legitimacy
- Administered the Annual Holiday Stockings Program, benefiting 100 youth foster children from the LA Department of Children Family Services, providing them with essential gifts and holiday cheer
- Successfully organized the joint CDCUSA and Studio 7 Foundation's First Annual Leukemia Cancer Awareness Fun-Day at Acton, CA, raising awareness and support for leukemia research while offering a day of fun-filled activities
- Executed a comprehensive 15-year growth plan for Antelope Valley, encompassing program development, financial management, staff development, and risk mitigation, setting the stage for sustainable expansion and impactful outcomes

Master of Science in Social Entrepreneurship (MSSE) Student Association - Los Angeles, CA **May 2023 - May 2024**
President

- Organized the 10th Annual Social Impact Gala with a $22K budget, showcasing alumni achievements, social impact, and network. Managed a dynamic team, resulting in over 100 alumni engaging and attending the event
- Provided dynamic leadership and strategic vision, setting and driving organizational goals in alignment with our mission and vision
- Oversaw and coordinated activities of the executive board, fostering collaboration and synergy among team members
- Represented the MSSE SA in various high-profile forums, ensuring effective communication and upholding the organization's mission and values

Master of Science in Social Entrepreneurship (MSSE) Student Association - Los Angeles, CA **May 2022 - Jan. 2023**
Chief of Staff

- Managed day-to-day tasks and attended meetings on behalf of the President, ensuring seamless communication and focus on strategic initiatives
- Led the development and execution of strategic plans, analyzing data and identifying opportunities to optimize processes and achieve organizational goals
- Promoted a collaborative and innovative workplace, supporting team members' growth and success through targeted initiatives
- Provided administrative support to the president by scheduling meetings and representing them at events and professional meetings

The Palmdale High School Band Booster Club - Palmdale, CA **Aug. 2021 - Aug. 2023**
Vice-President, Fundraising

- Led and organized fundraising events, collaborating with board members and volunteers to ensure successful execution and achieve financial goals
- Planned fundraisers by partnering with local small businesses, promoting them during a competitive indoor show with percussion and color guard, boosting community engagement and support
- Managed club finances and recruitment efforts, ensuring the smooth functioning of club operations and maximizing resources for the Palmdale High School Band program

California YMCA Youth and Government - Sacramento, CA **Sept. 2021 - May 2022**
Volunteer

- Successfully increased political awareness within six months throughout the California YMCA Youth and Government Program, which served over 800 high school and 500 junior high school students nationwide and in local communities through youth leadership and civic engagement initiatives, fostering a more informed and engaged youth population
- Supervised and mentored a group of 20 adolescents in biweekly leadership training sessions, resulting in noticeable improvements in their leadership abilities, self-confidence, and cultural competency while equipping them with essential life skills for personal and professional growth
- Implemented and reinforced using digital platforms such as Zoom, Google Classroom, and Airtable to adapt and enhance state-wide conferences, ensuring uninterrupted program delivery and providing an engaging virtual experience for participants
- Developed a dedicated communication tool on the SLACK platform for the statewide program, facilitating real-time communication and collaboration among participants, advisors, and program coordinators during the state online conferences, improving overall efficiency and information sharing

City of Palmdale Government - Palmdale, CA **Aug. 2020 - Aug. 2022**
Volunteer

- Invited to assume a leadership position on the City of Palmdale's inaugural Human Rights Advisory Committee, showcasing recognition of your expertise and dedication to promoting human rights and social justice in the community. Appointed as the Vice Chairman for the 2021 term, demonstrating trust in your leadership abilities and commitment to advancing human rights initiatives within the city
- Served as a community liaison and volunteer board member of the Palmdale Community Advisory Committee for the LA County Sheriff's Department, actively engaging with local law enforcement and community members to foster positive relationships and enhance safety and trust within the community

CERTIFICATIONS

Professional Certifications: Brand Leadership: Building Brand and Culture; Business Leadership, Social Change and Movements; Delivering Employee Feedback; How to Design and Deliver Training Programs; Sales Strategy: Branding Relationships to Successfully Sell; Talent Management; Advanced Branding; Corporate Finance Foundations; Driving Employee Engagement as People Manager; Graphic Design Essentials; Navigating Fundamental Disagreements; Project Management Foundations; Strategic Content Marketing: Attract, Engage, and Retain; Leadership Principles for Emerging Leaders with Bill George; Skills for Inclusive Conversations; Unconscious Bias
Health Certifications: Adult and Pediatric First Aid/CPR/AED; Community Emergency Response Team (CERT); Certified in National Federation of State High School Associations: *Concussion, Sudden Cardiac Arrest, Mental Illness, Heat Illness, Sports Nutrition*

SKILLS

Soft Skills: Communication; Outreach; Engagement; Public Speaking; Conflict Resolution; Time Management; Resiliency
Technical Skills: Microsoft Office Suite; Google Suite; Quickbooks; Monday.com; Asana; Canva Graphic Design; Power BI
Industry Knowledge: Event Planning; Finance Administration; Volunteer Management; Social Media Marketing; Brand Strategy; Proven Fundraising Skills; Nonprofit Management; Competitive Advantage

Raymiro Gomez-Galiano
Founder, CEO & CFO, NewColorsProject

Raymiro Gomez-Galiano is a dedicated social entrepreneur and the founder of NewColorsProject, a 501(c)(3) nonprofit focused on empowering students and adults in Los Angeles County through educational support and community-driven initiatives. Raymiro is has a Master of Science in Social Entrepreneurship and has earned a Bachelor of Arts in Non-Governmental Organizations and Social Change, with a Minor in English, both from the University of Southern California. Throughout his academic journey, he has demonstrated exceptional leadership, serving as the President of the MSSE Student Association and earning recognition on the Dean's List for multiple terms.

Since founding NewColorsProject in 2020, Raymiro has worked tirelessly to provide personalized advisement and free resume-building services to students applying to undergraduate, graduate, and medical programs. He developed an innovative resume support program, and launched multiple scholarship, awarding students over 40 scholarships since 2022. Raymiro's leadership also led to the successful execution of the organization's first-ever Scholarship Gala in 2022, raising over $16,000 and doubling those efforts the following year.

In addition to his work with NewColorsProject, Raymiro is deeply involved in the Antelope Valley community, serving in leadership roles across several organizations such as the Erick A. Garcia "You Are Enough" Foundation and Community Development Center USA. Raymiro's passion for community development and youth empowerment continues to drive his work, positioning NewColorsProject for sustained impact and growth.

PALMDALE

a place to call home

Received By:
MAR 03 2025
City Clerk Dept.

Office of the City Clerk
38300 Sierra Highway, Suite C
Palmdale, CA 93550
(661) 267-5151

Measure AV Oversight Committee Application

The City of Palmdale is an equal opportunity employer and does not discriminate in hiring or employment upon any basis prohibited by law, including race, color, creed, religion, age, sex (including pregnancy, childbirth and related medical conditions), cancer, national origin, genetic characteristics, genetic information, ancestry, sexual orientation, gender, gender identity, gender expression, marital status, veteran status, disability, or any other basis protected by applicable law. None of the questions or information sought in this application are intended to discriminate based upon any status protected by law. If you need reasonable accommodation in completing this application, or in any other part of the application process, please contact the City Clerk's Office at 661/267-5151.

Measure AV Oversight Committee Information:

District 4

Date 3-3-2025

Please Print

Name ACEVEDO , ELIAS
Last First Middle

Business Telephone [redacted] Home Telephone ([redacted]

Cell Phone [redacted]

Possession of a valid California driver's license and the ability to be insured with the City's insurance carrier is required.

Present Address [redacted] PALMDALE, CA 93552
No. Street City State Zip

Permanent Address if different from present address
"SAME AS ABOVE"
No. Street City State Zip

Personal Information
(Please attach additional sheets, if necessary.)

1. Yes _____ No X Are you currently serving as an elected city or county official? If yes, please explain. If no, type N/A

N/A

2. Yes _____ No X Do you or any members of your immediate family own any interest in any enterprise which does or might do business with the City and/or the Board/Commission?

N/A

3. Yes _____ No X Do you or any members of your immediate family own any interest in any real property adjacent to or within the City of Palmdale?

N/A

4. Yes _____ No X Do you or any members of your immediate family have any interests or associations which might present a conflict of interest?

N/A

5. List all current organizations and societies of which you are a member.

N/A

6. Describe any public service experience serving on a commission or public body?

(1) [redacted] ACCESS CHANNEL BOARD WITH CITY OF COMPTON MANY YEARS AGO.
(2) PRESIDENT (PAST) LATINO CHAMBER OF COMMERCE OF COMPTON

7. Why do you want to serve on the Measure AV Oversight Committee?

TO PARTICIPATE TRANSPARENCY OF PUBLIC FUNDS & USE TAX MEASURE AND PROPERTY FOR THE BENEFIT OF THE CITY OF PALMDALE.

8. What is your vision for Palmdale? A THRIVING, SAFE, SOCIALLY AND ECONOMICALLY DIVERSE COMMUNITY WHERE PEOPLE OF ALL AGES LIVE AND WORK IN HARMONY.

9. Please describe your experience and knowledge of local government finance.

MANY CITIES IN CALIFORNIA HAS MISS USED Public FUNDS

10. Please describe how you will contribute to the Measure AV Oversight Committee.

JUST WANT MAKE SOUND & RESPONSIBLE FINANCIAL DESIGIONS OR ADVISE CITY OFFICIALS FOR COMING FISCAL YEARS TO COME.

11. Please list three items you personally think, if funded appropriately, could increase the quality of life in Palmdale. JOBS, COMMERSE, HOUSING, ECONOMY

Education, Training and Experience:

School	Name & Address	No. of Years Completed	Did you Graduate?	Degree or Diploma	GPA (i.e., A=4.0)
High School	LOCKE H.S. 325 E. 111TH ST	4	Yes X No ___	DIPLOMA	N/A
College / University	COMPTON COLLEGE	1	Yes ___ No X	N/A	N/A
Vocational			Yes ___ No ___		
Other					

Employment History

List below all present and past employment for the last ten (10) years starting with your most recent employer. Account for all periods of unemployment. You must complete this section even if attaching a resume.

Name of Employer: TRISTAR MOTORS

Address: 3050 FIRESTONE BLVD. SOUTH GATE, CA 90280
No. Street City State Zip

Type of Business: USED CAR DEALERSHIP

Telephone No. (323) 484-9395 Your Supervisor's Name: STEVE

Your Position and Duties: SALES & FINANCE MANAGER

Major Accomplishments: ___

Dates of Employment: From JAN, 2023 To JAN, 2025

Reason for Leaving: BOSS CLOSED SOUTH GATE LOCATION DUE TO LACK OF SALES

Upon leaving, were you eligible for rehire? Yes X No ___

Name of Employer: SUPER AUTO

Address: 3743 FLORENCE AVE. BELL, CA 90201
No. Street City State Zip

Type of Business: USED CAR DEALERSHIP

Telephone No. (____) _____ Your Supervisor's Name: STEVE

Your Position and Duties: SALES & FINANCE MANAGER

Major Accomplishments: _____

Dates of Employment: From JAN, 2018 To DEC, 2022

Reason for Leaving: BUSINESS CLOSED DOWN

Upon leaving, were you eligible for rehire? Yes ✓ No____

Name of Employer: _____

Address: _____
No. Street City State Zip

Type of Business: _____

Telephone No. (____) _____ Your Supervisor's Name:

Your Position and Duties:

Major Accomplishments: _____

Dates of Employment: From _____ To _____

Reason for Leaving: _____

Upon leaving, were you eligible for rehire? Yes ___ No____

References

List below three persons not related to you who have knowledge of your civic activity within the last three years.

Name: MARIA VILLAREAL

Address: [redacted] CALIF.
No. Street City State Zip

Occupation: PRESIDENT CHAMBER OF COMMERCE

Telephone No. [redacted] Number of Years Acquainted: 10+ YEARS

Name: ERIC J. PERRODIN

Address: [redacted] CALIF
No. Street City State Zip
Occupation: CURRENT CITY ATTORNEY (CITY OF COMPTON) (FORMER MAYOR)
Telephone No. ([redacted]) [redacted] Number of Years Acquainted: 15+ YEARS

Name:
Address:
No. Street N/A City State Zip
Occupation
Telephone No. ( ) Number of Years Acquainted:

Please read carefully, initial each paragraph and sign below:

I hereby certify that the answers given by me on this application are true and correct to the best of my knowledge, and that I have not withheld any information that might adversely affect my chances for appointment. I understand that any misstatement or omission of fact on this application or any documents used to obtain an appointment may result in rejection of this application or immediate discharge if I am appointed, regardless of the time elapsed before discovery of the misstatement or omission. I further
certify that I, the applicant, have personally completed this application. EN **(Initials)**

I hereby authorize the City of Palmdale to investigate my references, prior employers, work record, education, and other matters related to my suitability for appointment and further, authorize the references I have listed, all prior employers, and all educational institutions attended, to disclose to the City of Palmdale any and all letters, reports, and other information related to my records, including, but not limited to, my performance reviews and evaluations, discipline, commendations, awards, and all other employment information, without giving me prior notice of such disclosure. By providing this page of the application to the references, prior employers, and educational institutions attended, I release them, to the fullest extent permitted by law, from any and all claims, demands, fees, and liabilities for providing the City of Palmdale with all information. I release the City of Palmdale, its agents, employees, and representatives, to the fullest extent permitted by law, from any and all claims, demands, fees, and liabilities that may result from any use or disclosure of such information by the City of Palmdale, or any of its agents, employees, and representatives. EN **(Initials)**

I further understand and agree that as a condition to being appointed to the Planning Commission, I will be required to agree to conduct myself in accordance with the City of Palmdale's personnel practices and policies as set forth in the Human Resources Rules, the Brown Act, the Public Records Act, and the ~~Planning Commission~~ Rules of Procedures, copies of which I will be provided and will review prior to accepting an appointment to the Planning Commission. To the fullest extent permitted by law, I expressly consent to, and I waive any rights of privacy I might otherwise have in connection with the City's Human Resources Rules in general and the above-described sections in particular. EN **(Initials)**

I understand that as part of the final selection process, I will be required to pass a livescan fingerprint scan submission via the California Department of Justice. I understand that information collected during this background check will be limited to that appropriate to determining my suitability for this ~~Planning Commission~~ position and that such information collected during the check will be kept confidential. EN **(Initials)**

Volunteer Information:
REASONABLE ACCOMMODATIONS: Based on your understanding of the Volunteer Program, will

you require any special accommodations to apply and/or participate as a volunteer? ___ Yes ___ No If yes, what reasonable accommodations would be necessary to assist you in this area?

Foreign Languages: SPANISH ☒ Speak ☒ Read ☒ Write

_____ ☐ Speak ☐ Read ☐ Write

Specialized training/skills: _____

Computer Skills:

☐ Word ☐ Photoshop ☐ Excel ☐ Adobe Creator

☐ Access ☐ PowerPoint ☐ Publisher ☐ Other: _____

In Case of Emergency:

Whom should we notify? [redacted]

Name Relationship to Applicant

Home Phone: [redacted] Work Phone: N/A

Physician's Name: [redacted] Phone [redacted]

Do you have any medical history that we should be aware of in the event of an emergency? (Allergies, medications, etc.)

AUTHORIZATION AND RELEASE

I voluntarily agree to participate in this program. I hereby waive, release, and hold harmless from any liability or claims for damages for personal injury, including death, as well as from claims for property damage which may arise in connection with the above-named activity, against the supervisor, the City of Palmdale and its elected and appointed officials, agents, and employees.

I hereby agree to the Authorization and Release set forth on this 3 day of MARCH, 2025

Applicant's Signature : _____

Applicants are encouraged to attach a resume.

Applications may be mailed (postmarked the date of the deadline), e-mailed to CityClerk@cityofpalmdaleca.gov or hand delivered to the office of the City Clerk at 38300 Sierra Hwy., Ste. C, Palmdale, CA 93550

For additional information, please contact the City Clerk at 661/267-5151

From: noreply@civicplus.com
To: City Clerk
Subject: [EXTERNAL] Online Form Submittal: Measure AV Oversight Committee Application
Date: Thursday, March 27, 2025 10:28:26 AM

CAUTION: This email originated from outside of the organization.

Measure AV Oversight Committee Application

Office of the City Clerk
38300 Sierra Hwy., Suite C
Palmdale, CA 93550
661-267-5151

Measure AV Oversight Committee Application

The City of Palmdale is an equal opportunity employer and does not discriminate in hiring or employment upon any basis prohibited by law, including race, color, creed, religion, age, sex (including pregnancy, childbirth and related medical conditions), cancer, national origin, genetic characteristics, genetic information, ancestry, sexual orientation, gender, gender identity, gender expression, marital status, veteran status, disability, or any other basis protected by applicable law. None of the questions or information sought in this application are intended to discriminate based upon any status protected by law. If you need reasonable accommodation in completing this application, or in any other part of the application process, please contact the City Clerk's Office at 661-267-5151. The application deadline is April 10, 2025.

Measure AV Oversight Committee Information:

Name	Elvia Aldaco Salazar	District 4
Date	3/27/2025	
Business Telephone	*Field not completed.*	
Home Telephone	*Field not completed.*	
Cell Phone	[redacted]	
Email Address	[redacted]	

Possession of a valid California driver's license and the ability to be insured with the City's insurance carrier is required.

Present Address	[redacted]
City	Palmdale
State	CA
Zip Code	93552
Permanent Address if different from present address	*Field not completed.*
City	*Field not completed.*
State	*Field not completed.*
Zip Code	*Field not completed.*
	(Section Break)

Personal Information

(Please attach additional sheets, if necessary.)

Are you currently serving as an elected city or county official? If yes, please explain.	No
Do you or any members of your immediate family own any interest in any enterprise which does or might do business with the City and/or the Board/Commission?	No
Please Explain	*Field not completed.*
Do you or any members of your immediate family own any interest in any real property adjacent to or	No

within the City of Palmdale?	
Please Explain	*Field not completed.*
Do you or any members of your immediate family have any interests or associations which might present a conflict of interest?	No
Please Explain	*Field not completed.*
List all current organizations and societies of which you are a member.	Pi Alpha Alpha - National Society for Public Affairs and Administration Sigma Alpha Pi - National Society of Leadership and Success
Describe any public service experience serving on a commission or public body?	I served as President of California State University Bakersfield's Public Policy and Administration Student Association from 2018 to 2019. I began as a member of the association in 2017 and throughout my first year learned from my colleagues how to be an active participant. During my time I held a fundraising event, reviewed our financial reports on a monthly basis and worked with our Treasurer to ensure expenses where documented and reported accurately. I collaborated with our Professors to ensure the bylaws were being followed at all times. I have also served as co-chair for the Antelope Valley Homeless Coalition between 2021 and 2022z I assisted our chair develop agendas, lead meetings, and organize our first Resource Fair where over 40 organizations came together to provide resources to our homeless community.
Why do you want to serve on the Measure AV Oversight Committee?	I would like to give back to my community by serving on the Measure AV Oversight Committee. I believe as a voter that one must be proactive and involved in our local government. This would be a great opportunity for me to invest in my community and be part of local government.
What is your vision for Palmdale?	Growing up in Palmdale I always envisioned a city where I could have a family one day and grow old. I am proud to call Palmdale home today as my vision for Palmdale is being a leader in our state where individuals and families can thrive, where people across the country can to visit annually and where residents are proud to live in. In order for Palmdale to continue being a leading city, we need our community involved in local government as the city's success depends upon its constituents and I am excited to be part of this initiative.

Please describe your experience and knowledge of local government finance.	I do not have direct experience in local government finance but I understand that local government finances involve managing revenues, budgets, expenditures, and controls, with property taxes being the primary revenue source. Additionally local governments collect income and sales taxes that diversify revenue streams giving local government more fiscal autonomy and stability.
Please describe how you will contribute to the Measure AV Oversight Committee.	I will contribute by being an active member of the committee, attend meetings, represent to the best of my ability the residents of Palmdale, and support the City of Palmdale with all efforts.
Please list three items you personally think, if funded appropriately, could increase the quality of life in Palmdale.	Maintain mental health, addressing homelessness, and keeping public areas safe/clean for all

(Section Break)

Education, Training and Experience

High School

Name	William J Pete Knight High School
Address	37423 70th St E Palmdale, CA 93552
Number of Years Completed	4
Did you Graduate?	Yes
Degree or Diploma	High School Diploma
GPA (i.e., A=4.0)	3.75

College/University

Name	California State University Bakersfield
Address	9001 Stockdale Hwy. Bakersfield, CA 93311

Number of Years Completed	
Did you graduate?	Yes
Degree or Diploma	Masters of Public Administration
GPA (i.e., A=4.0)	3.73

Vocational

Name	*Field not completed.*
Address	*Field not completed.*
Number of Years Completed	*Field not completed.*
Did you graduate?	*Field not completed.*
Degree or Diploma	*Field not completed.*
GPA (i.e., A=4.0)	*Field not completed.*
Other	*Field not completed.*

(Section Break)

Employment History

List below all present and past employment for the last ten (10) years starting with your most recent employer. Account for all periods of unemployment. You must complete this section even if attaching a resume.

Name of Employer	Valley Oasis
Address	PO Box 2980 Lancaster, CA 93539
Type of Business	Nonprofit organization
Telephone Number	6619491916
Your Supervisor's Name	Angela Rai
Your Position and Duties	Position: Director of Communications and Community Impact Duties: Oversee public relations efforts, developing digital and

	printed literature, and lead community events aimed at educating the public, stakeholders, and local officials on housing initiatives, services, and successes. Additionally, drive efforts to identify and cultivate new funding streams and capacity-building opportunities, supporting the long-term sustainability and growth of CES-related services across Service Planning Area 1.
Major Accomplishments	Annual Domestic Violence Courage Conference: Successfully implemented and organized this impactful event, raising awareness and providing resources to individuals affected by domestic violence. Grant Writing & Fundraising: Authored multiple successful grant proposals, securing funding for crucial agency programs, including: Youth Homelessness Demonstration Program (YHDP) Bringing Families Home Program Youth and Young Adult SPA 1 Team: Spearheaded the creation of the agency's first-ever Youth Action Board, securing three rounds of funding and successfully transitioning it from a pilot initiative into a permanent program. Community Engagement & Youth Homelessness Initiatives: Led and coordinated community events to support the youth homeless population, successfully bringing together 32+ organizations. Events included raffle prizes donated by major partners such as Six Flags Magic Mountain and Hurricane Harbor, Knott's Berry Farm, Pacific Park Santa Monica and Chick-fil-A (who generously provided meals for 75 attendees)
Dates of Employment	
From	1/6/2020
To	3/27/2025
Reason for Leaving	Still employed
Upon leaving, were you eligible for rehire?	*Field not completed.*
	(Section Break)
Name of Employer	Social Security Administration
Address	2575 Haley St. Bakersfield, CA 93305
Type of Business	Federal Government

Telephone Number	8007721213
Your Supervisor's Name	José Carrillo
Your Position and Duties	Position: Pathways Intern Duties: manage customer service requests such as entitlement to Social Security Programs, process replacement cards according to federal guidelines, research policies and procedures and provide recommendations to customers.
Major Accomplishments	Cross trained in multiple programs and completed end of internship assignment for internal newsletter.
Dates of Employment	
From	6/25/2019
To	9/30/2019
Reason for Leaving	Temporary Paid Internship
Upon leaving, were you eligible for rehire?	Yes
(Section Break)	
Name of Employer	Health Advocates
Address	21540 Plummer St #B Chatsworth, CA 91311
Type of Business	Private Sector
Telephone Number	8189959500
Your Supervisor's Name	Mary Narvaez
Your Position and Duties	Position: Case Manager Duties: conduct comprehensive assessment for program eligibility and collaborate with DPSS to expedite submitted applications.
Major Accomplishments	Maintained a workload of 125 accounts per week, provide new hire training for onsite case managers, developed training manual for onsite case managers.
Dates of Employment	
From	8/3/2015
To	4/5/2019

Reason for Leaving	School
Upon leaving, were you eligible for rehire?	Yes

(Section Break)

References

List below three persons not related to you who have knowledge of your civic activity within the last three years.

Name	Ely Sepulveda
Address	*Field not completed.*
City	*Field not completed.*
State	CA
Zip Code	*Field not completed.*
Occupation	Bilingual Homelessness Associate at ABT Global
Telephone Number	[redacted]
Number of Years Acquainted	3

(Section Break)

Name	Ricardo Martínez Ortega Jr
Address	*Field not completed.*
City	*Field not completed.*
State	CA
Zip Code	93552
Occupation	Los Angeles County Board of Supervisors Youth Commissioner
Telephone Number	[redacted]
Number of Years Acquainted	3

(Section Break)

Name	Jacqueline Diaz Fontana
Address	*Field not completed.*
City	Palmdale
State	CA
Zip Code	*Field not completed.*
Occupation	Founder and CEO of You Are Enough Foundation
Telephone Number	[redacted]
Number of Years Acquainted	2

(Section Break)

Please read carefully, initial each paragraph and sign below:

I hereby certify that the answers given by me on this application are true and correct to the best of my knowledge, and that I have not withheld any information that might adversely affect my chances for appointment. I understand that any misstatement or omission of fact on this application or any documents used to obtain an appointment may result in rejection of this application or immediate discharge if I am appointed, regardless of the time elapsed before discovery of the misstatement or omission. I further certify that I, the applicant, have personally completed this application.

Initials	EAS

I hereby authorize the City of Palmdale to investigate my references, prior employers, work record, education, and other matters related to my suitability for appointment and further, authorize the references I have listed, all prior employers, and all educational institutions attended, to disclose to the City of Palmdale any and all letters, reports, and other information related to my records, including, but not limited to, my performance reviews and evaluations, discipline, commendations,

awards, and all other employment information, without giving me prior notice of such disclosure. By providing this page of the application to the references, prior employers, and educational institutions attended, I release them, to the fullest extent permitted by law, from any and all claims, demands, fees, and liabilities for providing the City of Palmdale with all information. I release the City of Palmdale, its agents, employees, and representatives, to the fullest extent permitted by law, from any and all claims, demands, fees, and liabilities that may result from any use or disclosure of such information by the City of Palmdale, or any of its agents, employees and representatives.

Initials EAS

I further understand and agree that as a condition to being appointed to the Measure AV Oversight Committee, I will be required to agree to conduct myself in accordance with the City of Palmdale's personnel practices and policies as set forth in the Human Resources Rules, the Brown Act, the Public Records Act, and the Measure AV Oversight Committee Rules of Procedures, copies of which I will be provided and will review prior to accepting an appointment to the Measure AV Oversight Committee. To the fullest extent permitted by law, I expressly consent to, and I waive any rights of privacy I might otherwise have in connection with the City's Human Resources Rules in general and the above-described sections in particular.

Initials EAS

I understand that as part of the final selection process, I will be required to pass a livescan fingerprint scan submission via the California Department of Justice. I understand that information collected during this background check will be limited to that appropriate to determining my suitability for this Measure AV Oversight Committee position and that such information collected during the check will be kept confidential.

Initials EAS

(Section Break)

Volunteer Information

REASONABLE ACCOMMODATIONS	No
Foreign Language	Spanish
Do you?	Speak, Read , Write
Foreign Language	*Field not completed.*
Do you?	*Field not completed.*
Specialized training/skills:	Public Speaking Budgeting
Computer Skills	Word, Excel, PowerPoint

(Section Break)

In Case of Emergency

Whom should we notify?

Name	[redacted]
Relationship	[redacted]
Home Phone	[redacted]
Work Phone	[redacted]
Physician's Name:	[redacted]
Phone:	[redacted]
Do you have any medical history that we should be aware of in the event of an emergency? (Allergies, medications, etc.)	[redacted]

(Section Break)

AUTHORIZATION AND RELEASE

I voluntarily agree to participate in this program. I hereby waive, release, and hold harmless from any liability or claims for damages for personal injury, including death, as well as from claims for property damage which may arise in connection with the above-named activity, against the supervisor, the City of Palmdale and its elected and appointed officials, agents, and employees.

I hereby agree to the Authorization and Release set forth on this day	3/27/2025
Electronic Signature Agreement	I agree.
Electronic Signature	Elvia Aldaco Salazar
Applicants are encouraged to attach a resume.	E.Salazar Resume 2025.pdf

Applications may be mailed (postmarked the date of the deadline), e-mailed to cityclerk@cityofpalmdaleca.gov or hand delivered to the office of the City Clerk at 38300 Sierra Hwy., Ste. C, Palmdale, CA 93550

For additional information, please contact the City Clerk at 661-267-5151.

Email not displaying correctly? View it in your browser.

Elvia Aldaco Salazar, MPA., CAPP

[redacted]

Employment

Valley Oasis ♦ Director of Communications and Community Impact 11/2024 – Current

- Work closely with Coordinated Entry System Directors to provide leadership and strategic direction in raising awareness and expanding the reach of homeless services primary focused on Services Area 1 of Los Angeles County.
- Oversee public relations efforts, developing digital and printed literature and community events aimed at educating the public, stakeholders, and local officials on housing initiatives, services, and successes.
- Drive efforts to find and cultivate new funding streams and capacity's opportunities, supporting the long-term sustainability and growth of Coordinated Entry System-related services across Service Planning Area 1.
- Support efforts to enhance the Service Planning Area Key Performance Indicators, particularly for LAHSA funded programs.
- Knowledgeable of Key Performance Indicators for external contracts to drive performance improvement across the region and the ability to provide guidance and oversight of all ad hoc reports ensuring data accuracy.
- Monitor and analyze regional and national political developments that may affect the organization's goals and strategies.
- Identify and develop new funding streams, partnerships, and capacity building opportunities that support Coordinated Entry System expansion and the overall growth of homeless and related services in region.

Valley Oasis ♦ Youth CES Regional Coordinator for SPA 1 03/2022 – 10/2024

- Provide visionary leadership, supervision, and ability to direct program staff to achieve systematic and regional coordination goals.
- In conjunction with supervisor, provide regular and on-going feedback to direct staff including training, opportunities for growth, verbal and written improvement plans as necessary and regular evaluations.
- Ensure programs are following funder regulations, program goals, and stakeholder expectations.
- Collaborate with supervisor, program directors, and community-based organizations to identify programmatic and systematic challenges and gaps in services.
- Identify and develop innovative strategies to reach underserved areas of the SPA.
- Monitor grant expenditures and prepare reports for funders, proving program outcomes and impact.
- Collaborate with Chief Executive Officer and Supervisor in the application process for new program funding, grants, and requests for renewal.
- Cultivate and support positive relationships with community partners, government agencies, and other stakeholders to leverage resources and support.
- Collaborate with leadership team to align on strategy and ensure alignment with the Agency values, mission, and objectives, including regional coordination program development, participation in grant oversight development of policy and procedures.

Valley Oasis ♦ Housing Navigator 01/2020 – 03/2022

- Manage a caseload of 60+ families enrolled in Crisis Hotel/Motel Housing, Rapid Re-Housing, Prevention, or Bringing Families Home programs.
- Develop individualized housing and services plans for each family and monitor progress towards securing affordable permanent housing or prevent homelessness and obtain full-time or part-time employment through monthly update meetings.
- Link families to other services such as mental health screenings, substance use disorder

screenings, job development, family unification programs, education services, legal services assistance, and food/clothing pantries.
- Assist families connect with Permanent Supportive Housing opportunities within county.

Social Security Administration ♦ Pathways Intern **06/2019 – 09/2019**
- Experience working with homeless, vulnerable, and diverse populations.
- Manage customer service requests such as entitlement to Social Security Programs: Disability, Retirement, Survivor, Widow, Supplemental Security Income, and Medicare.
- Process Social Security and Medicare replacement cards according to federal guidelines.
- Research policies and procedures and provide recommendations to customers.

Health Advocates, LLC ♦ Case Manager **08/2015 – 04/2019**
- Experience working with homeless, vulnerable, and diverse populations.
- Conduct comprehensive assessment for program eligibility and collaborate with county workers to expedite submitted applications.
- Provide in-person assistance to patients in completing Medi-Cal intake and applications.
- Evaluate patients for other product lines such as Social Security Disability Income or Supplemental Security Income.
- Research State Regulations to prepare for hearings with Administrative Law Judge.
- Manage a workload of 125 accounts per week.
- Prepare correspondence, documents, memos, and other mailings as requested.
- Provide new hire training for onsite case managers.
- Developed training manual for onsite case managers.

Education

Master's Degree in Public Administration ♦ May 2019
Magna cum Laude Graduate – California State University, Bakersfield - Bakersfield, CA
Pi Alpha Alpha Member – National Honor Society for Public Affairs and Administration
Sigma Alpha Pi Member – The National Society of Leadership and Success
PPASA President – Public Policy and Administration Student Association
Bachelor of Arts in Sociology, Concentration in Criminology and Criminal Justice ♦ May 2015
California State University, Northridge - Northridge, CA

Certifications

Safety Planning for People Experiencing Homelessness – *Centralized Training Academy* ♦ January 23, 2025
Harm Reduction 101 – *Centralized Training Academy* ♦ January 22, 2025
Managing Multiple Priorities, Projects, and Deadlines – *Pryor Learning* ♦ June 26, 2024
Sexual Harassment & Abusive Conduct Prevention – *CA Civil Rights Department* ♦ May 28, 2024
Objective Critical Thinking Series – *Pryor Learning* ♦ May 14, 2024
Trauma Informed & Responsive Providers – *Douglas Corrigan, EdD, LMFT 45525* ♦ May 6, 2024
Document Acquisitions – *Los Angeles Homeless Services Authority* ♦ April 3, 2024
Emotional Intelligence – *Centralized Training Academy* ♦ March 19, 2024
Housing First – *Homeless Health Care Los Angeles* ♦ March 18, 2024
Set Employee Goals and Define Performance Expectations – *Pryor Learning* ♦ March 6, 2024
Child Abuse and Neglect Mandated Reporter – *CDSS* ♦ February 26, 2024
CPR/AED and First-Aid – *National CPR Foundation* ♦ January 9, 2024

Elvia Aldaco Salazar, MPA., CAPP

[redacted]

Certified Applied Positive Psychology – *The Wellbeing Lab* ♦ December 7, 2024
A Crash Course for the First-Time Manager or Supervisor – *Pryor Learning* ♦ November 30, 2023
40-Hour DV Training – *California Partnership to End Domestic Violence* ♦ November 29, 2023
Employment Laws All Managers Need to Know – *Pryor Learning* ♦ November 1, 2023
Foundations of Public Speaking – *John C Maxwell Leadership Team* ♦ October 27, 2023
Managing with Assertive Confidence – *Pryor Learning* ♦ June 21, 2023

Volunteer

Valley Oasis ♦ Communications Committee Treasurer 02/2023 – Current

- Maintain all financial records of expenditures and income
- Provide monthly financial reports to Agency Chief Executive Officer and Chief Administrative Officer to ensure transparency and proper use of funds
- Develop and implement new fundraising opportunities for staff and agency events
- Develop and support Agency presentation for new hire agency tour
- Lead monthly agency tours for new and existing staff monthly
- Plan and execute agency events that promote staff wellbeing and self-care
- Lead monthly meetings and develop topics of conversation
- Create monthly meeting agenda and meeting minutes for historical records

Antelope Valley Homeless Coalition ♦ Co-Chair 10/2021 – 10/2022

- Serve as co-chair for the coalition and step-in as the spokesperson of the coalition as needed.
- Prepare weekly meeting presentations.
- Develop meeting themes and prepare resources for coalition.

City of Arvin Community Development Department ♦ Planning Intern 11/2019 – 12/2019

- Provide customer service to applicants and public over the counter.
- Explain and answer inquiries about city municipal codes, applicable laws and regulations to applicants and the public.
- Aid senior planner review and process zone changes and conditional use permits.
- Analyze and interpret the City of Arvin municipal codes, zoning ordinances, and general plan amendments.
- Review California Environmental Quality Act (CEQA).

Public Policy Administration and Student Association ♦ President 08/2018 – 05/2019

- Serve as chief executive officer of the organization and serve as official spokesperson of the organization in its relations to the campus and community.
- Prepare weekly meeting agendas and preside at all meetings.
- Ensure meetings are effectively organized and recorded.
- Communicate duties to all members.
- Schedule events through campus software and set up meeting or event venues.
- Maintain record of all financial affairs and budgeting of the organization.
- Seek grants and coordinate fundraising events.
- Complete all financial forms and keep a detailed record of all transactions.
- Organize and manage the organization's first fundraiser event and annual spring mixer.
- Contributed to the drafting and editing of the 2019 PPASA Constitution.

The Neighborhood Legal Services of Los Angeles ♦ Intern 02/2015 – 04/2019

- Aid claimants file for divorce, child support, domestic violence restraining orders, and respond to eviction notices by abiding court rules and regulations.
- Respond to public inquiries about court policies and procedures for filing claims.
- Aid attorneys review court documents and provide feedback to applicant.

Knowledge, Skills, and Abilities

- Clear understanding of the concepts of Housing First, Harm Reduction, Trauma Informed Care, Motivational Interviewing, and the Coordinated Entry System
- Knowledge and understanding of policy, systems, and local programs that affect homeless individuals and related public funding sources, regulations, requirements, and procedures
- Excelling organizational skills and the ability to follow through from beginning to end on tasks
- Outstanding communication skills, both written and oral, able to communicate professionally and positively with participants, co-workers, management, community partners, employers, landlords, and other service providers
- Able to successfully manage multiple priorities, meet deadlines, adjust to changing circumstances, and prove confidence working with diverse stakeholders
- Proficient with office communication equipment, machines, Microsoft and Office software programs and Google drive
- Accountability – Able to arrive on time for schedule shifts
- Flexible Scheduling – Available nights, days, weekends, and holidays
- Bilingual – Able to speak, read, and write in English and Spanish

---

References

- Ely Sepulveda Garcia – Equity Specialist at ABT Global
  Te[redacted]
- Christopher Jenne – Manager Youth CES at Los Angeles Homeless Services Authority
  Tel: [redacted]
- Mark Markarian – Youth CES Regional Coordinator for SPA 3 at Sycamores
  [redacted]
- Ricardo Martinez Ortega Jr – Los Angeles County Youth Commissioner for Board of Supervisors
  [redacted]
- Jacqueline Diaz-Fontana – Founder and CEO of Erick A Garcia "You Are Enough" Foundation
  Tel: [redacted]

Elvia Aldaco Salazar, MPA., CAPP
[redacted]

From: noreply@civicplus.com
To: City Clerk
Subject: [EXTERNAL] Online Form Submittal: Measure AV Oversight Committee Application
Date: Wednesday, March 26, 2025 12:05:06 PM

CAUTION: This email originated from outside of the organization.

Measure AV Oversight Committee Application

Office of the City Clerk
38300 Sierra Hwy., Suite C
Palmdale, CA 93550
661-267-5151

Measure AV Oversight Committee Application

The City of Palmdale is an equal opportunity employer and does not discriminate in hiring or employment upon any basis prohibited by law, including race, color, creed, religion, age, sex (including pregnancy, childbirth and related medical conditions), cancer, national origin, genetic characteristics, genetic information, ancestry, sexual orientation, gender, gender identity, gender expression, marital status, veteran status, disability, or any other basis protected by applicable law. None of the questions or information sought in this application are intended to discriminate based upon any status protected by law. If you need reasonable accommodation in completing this application, or in any other part of the application process, please contact the City Clerk's Office at 661-267-5151. The application deadline is April 10, 2025.

Measure AV Oversight Committee Information:

Name	Cynthia Garcia	District 5
Date	3/26/2025	
Business Telephone	[redacted]	
Home Telephone	*Field not completed.*	
Cell Phone	[redacted]	
Email Address	[redacted]	

Possession of a valid California driver's license and the ability to be insured with the City's insurance carrier is required.

Present Address	[redacted]
City	Palmdale
State	California
Zip Code	93550
Permanent Address if different from present address	*Field not completed.*
City	*Field not completed.*
State	*Field not completed.*
Zip Code	*Field not completed.*
	(Section Break)

Personal Information

(Please attach additional sheets, if necessary.)

Are you currently serving as an elected city or county official? If yes, please explain.	No
Do you or any members of your immediate family own any interest in any enterprise which does or might do business with the City and/or the Board/Commission?	No
Please Explain	*Field not completed.*
Do you or any members of your immediate family own any interest in any real property adjacent to or	Yes

within the City of Palmdale?	
Please Explain	My home and real property
Do you or any members of your immediate family have any interests or associations which might present a conflict of interest?	No
Please Explain	*Field not completed.*
List all current organizations and societies of which you are a member.	ACSA (Association of California School Administrators) CSBA (California School Board Association) Palmdale School District Leadership Team Dos Caminos Dual Immersion School PTA
Describe any public service experience serving on a commission or public body?	I proudly serve as the Chair of the Measure AV Committee.
Why do you want to serve on the Measure AV Oversight Committee?	I am committed to continuing the important work we have started with this committee. My goal is to ensure that Measure AV funds are allocated and utilized as intended by the citizens, maintaining transparency and accountability.
What is your vision for Palmdale?	My vision is to see our city thrive with exceptional programs for children and families while maintaining clean, well-maintained streets with efficient pothole repairs and graffiti removal.
Please describe your experience and knowledge of local government finance.	During my 17 years with the Palmdale School District, I have gained experience working with contracts and budgets. Additionally, my four years of service on the Measure AV Committee have provided me with valuable insight into government finance.
Please describe how you will contribute to the Measure AV Oversight Committee.	As a 37 year resident of the City of Palmdale, I bring a well-rounded perspective as both a commuter and a locally employed professional. Having raised two sons and now a granddaughter in Palmdale, I am deeply invested in the community. My experiences as a mother, grandmother, and dedicated employee enable me to offer valuable insight and contribute meaningfully to this committee.
Please list three items	1. Expand sports programs, including exploring opportunities to reintroduce roller skating to the valley, as the nearest rink is

you personally think, if funded appropriately, could increase the quality of life in Palmdale.	currently an hour away. 2. Enhance and prioritize graffiti removal efforts to maintain a clean and welcoming community. 3. Revitalize family-oriented events, such as the Fall Festival and Thursday Night on the Square, to foster community engagement and enrichment.

(Section Break)

Education, Training and Experience

High School

Name	Bethel High School
Address	Hampton, Virginia
Number of Years Completed	3
Did you Graduate?	Yes
Degree or Diploma	Diploma
GPA (i.e., A=4.0)	3.8

College/University

Name	Pierce College
Address	Woodland Hills, California
Number of Years Completed	2
Did you graduate?	No
Degree or Diploma	*Field not completed.*
GPA (i.e., A=4.0)	*Field not completed.*

Vocational

Name	*Field not completed.*

Address	*Field not completed.*
Number of Years Completed	*Field not completed.*
Did you graduate?	*Field not completed.*
Degree or Diploma	*Field not completed.*
GPA (i.e., A=4.0)	*Field not completed.*
Other	*Field not completed.*
	(Section Break)

Employment History

List below all present and past employment for the last ten (10) years starting with your most recent employer. Account for all periods of unemployment. You must complete this section even if attaching a resume.

Name of Employer	Palmdale School District
Address	39139 10th Street East, Palmdale, California 93550
Type of Business	School District
Telephone Number	661-947-7191
Your Supervisor's Name	Dr. Raul Maldonado
Your Position and Duties	Responsible for preparing board agendas, recording minutes during board meetings, assisting parents with inquiries and concerns, monitoring and managing expenditures, handling phone communications, training employees on board-related items and meeting procedures, and performing various other assigned duties.
Major Accomplishments	Implemented online agendas and board policies while training over 30 employees on submitting board items and updating policies efficiently.
Dates of Employment	
From	6/30/2008
To	3/26/2025

Reason for Leaving	I am currently employed by the Palmdale School District.
Upon leaving, were you eligible for rehire?	*Field not completed.*
(Section Break)	
Name of Employer	*Field not completed.*
Address	*Field not completed.*
Type of Business	*Field not completed.*
Telephone Number	*Field not completed.*
Your Supervisor's Name	*Field not completed.*
Your Position and Duties	*Field not completed.*
Major Accomplishments	*Field not completed.*
Dates of Employment	
From	*Field not completed.*
To	*Field not completed.*
Reason for Leaving	*Field not completed.*
Upon leaving, were you eligible for rehire?	*Field not completed.*
(Section Break)	
Name of Employer	*Field not completed.*
Address	*Field not completed.*
Type of Business	*Field not completed.*
Telephone Number	*Field not completed.*
Your Supervisor's Name	*Field not completed.*
Your Position and Duties	*Field not completed.*

Major Accomplishments	*Field not completed.*
Dates of Employment	
From	*Field not completed.*
To	*Field not completed.*
Reason for Leaving	*Field not completed.*
Upon leaving, were you eligible for rehire?	*Field not completed.*

(Section Break)

References

List below three persons not related to you who have knowledge of your civic activity within the last three years.

Name	Candace Craven
Address	[redacted]
City	Palmdale
State	California
Zip Code	93550
Occupation	Coordinator - Extended Learning/Community Outreach at
Telephone Number	[redacted]
Number of Years Acquainted	14

(Section Break)

Name	Susan Summers
Address	[redacted]
City	Palmdale
State	California
Zip Code	93550

Occupation	School Principal
Telephone Number	[redacted]
Number of Years Acquainted	12

(Section Break)

Name	Rebecca McLean
Address	[redacted]
City	Lancaster
State	California
Zip Code	93536
Occupation	Acupuncturist
Telephone Number	[redacted]
Number of Years Acquainted	4

(Section Break)

Please read carefully, initial each paragraph and sign below:

I hereby certify that the answers given by me on this application are true and correct to the best of my knowledge, and that I have not withheld any information that might adversely affect my chances for appointment. I understand that any misstatement or omission of fact on this application or any documents used to obtain an appointment may result in rejection of this application or immediate discharge if I am appointed, regardless of the time elapsed before discovery of the misstatement or omission. I further certify that I, the applicant, have personally completed this application.

Initials	cdg

I hereby authorize the City of Palmdale to investigate my references, prior employers, work record, education, and other matters related to my suitability for appointment and further, authorize the references I have listed, all prior employers, and all educational institutions attended, to disclose to the City of Palmdale any and all letters, reports, and other information related to my records, including, but not limited to, my performance reviews and evaluations, discipline, commendations, awards, and all other employment information, without giving me prior notice of such disclosure. By providing this page of the application to the references, prior employers, and educational institutions attended, I release them, to the fullest extent permitted by law, from any and all claims, demands, fees, and liabilities for providing the City of Palmdale with all information. I release the City of Palmdale, its agents, employees, and representatives, to the fullest extent permitted by law, from any and all claims, demands, fees, and liabilities that may result from any use or disclosure of such information by the City of Palmdale, or any of its agents, employees and representatives.

Initials cdg

I further understand and agree that as a condition to being appointed to the Measure AV Oversight Committee, I will be required to agree to conduct myself in accordance with the City of Palmdale's personnel practices and policies as set forth in the Human Resources Rules, the Brown Act, the Public Records Act, and the Measure AV Oversight Committee Rules of Procedures, copies of which I will be provided and will review prior to accepting an appointment to the Measure AV Oversight Committee. To the fullest extent permitted by law, I expressly consent to, and I waive any rights of privacy I might otherwise have in connection with the City's Human Resources Rules in general and the above-described sections in particular.

Initials cdg

I understand that as part of the final selection process, I will be required to pass a livescan fingerprint scan submission via the California Department of Justice. I understand that information collected during this background check will be limited to that appropriate to determining my suitability for this Measure AV Oversight Committee position and that such information collected during the check will be kept confidential.

Initials	cdg

(Section Break)

Volunteer Information

REASONABLE ACCOMMODATIONS	No
Foreign Language	*Field not completed.*
Do you?	*Field not completed.*
Foreign Language	*Field not completed.*
Do you?	*Field not completed.*
Specialized training/skills:	*Field not completed.*
Computer Skills	Word, Photoshop, Excel, Adobe Creator, PowerPoint, Publisher

(Section Break)

In Case of Emergency

Whom should we notify?

Name	[redacted]
Relationship	[redacted]
Home Phone	[redacted]
Work Phone	*Field not completed.*
Physician's Name:	[redacted]
Phone:	[redacted]
Do you have any medical history that we should be aware of in the event of an emergency? (Allergies,	[redacted]

medications, etc.)

(Section Break)

AUTHORIZATION AND RELEASE

I voluntarily agree to participate in this program. I hereby waive, release, and hold harmless from any liability or claims for damages for personal injury, including death, as well as from claims for property damage which may arise in connection with the above-named activity, against the supervisor, the City of Palmdale and its elected and appointed officials, agents, and employees.

I hereby agree to the Authorization and Release set forth on this day	3/26/2025
Electronic Signature Agreement	I agree.
Electronic Signature	Cynthia D. Garcia
Applicants are encouraged to attach a resume.	*Field not completed.*

Applications may be mailed (postmarked the date of the deadline), e-mailed to cityclerk@cityofpalmdaleca.gov or hand delivered to the office of the City Clerk at 38300 Sierra Hwy., Ste. C, Palmdale, CA 93550

For additional information, please contact the City Clerk at 661-267-5151.

Email not displaying correctly? View it in your browser.

From: noreply@civicplus.com
To: City Clerk
Subject: [EXTERNAL] Online Form Submittal: Measure AV Oversight Committee Application
Date: Monday, March 31, 2025 1:29:42 PM

CAUTION: This email originated from outside of the organization.

Measure AV Oversight Committee Application

Office of the City Clerk
38300 Sierra Hwy., Suite C
Palmdale, CA 93550
661-267-5151

Measure AV Oversight Committee Application

The City of Palmdale is an equal opportunity employer and does not discriminate in hiring or employment upon any basis prohibited by law, including race, color, creed, religion, age, sex (including pregnancy, childbirth and related medical conditions), cancer, national origin, genetic characteristics, genetic information, ancestry, sexual orientation, gender, gender identity, gender expression, marital status, veteran status, disability, or any other basis protected by applicable law. None of the questions or information sought in this application are intended to discriminate based upon any status protected by law. If you need reasonable accommodation in completing this application, or in any other part of the application process, please contact the City Clerk's Office at 661-267-5151. The application deadline is April 10, 2025.

Measure AV Oversight Committee Information:

Name	Celia Reyes Ayala	District 5
Date	3/31/2025	
Business Telephone	[redacted]	
Home Telephone	*Field not completed.*	
Cell Phone	[redacted]	
Email Address	[redacted]	

Possession of a valid California driver's license and the ability to be insured with the City's insurance carrier is required.

Present Address	[redacted]
City	Palmdale
State	California
Zip Code	93550
Permanent Address if different from present address	[redacted]
City	PALMDALE
State	California
Zip Code	93550
	(Section Break)

Personal Information

(Please attach additional sheets, if necessary.)

Are you currently serving as an elected city or county official? If yes, please explain.	No
Do you or any members of your immediate family own any interest in any enterprise which does or might do business with the City and/or the Board/Commission?	No
Please Explain	*Field not completed.*
Do you or any members of your immediate family own any interest in any real property adjacent to or	No

within the City of Palmdale?	
Please Explain	*Field not completed.*
Do you or any members of your immediate family have any interests or associations which might present a conflict of interest?	No
Please Explain	*Field not completed.*
List all current organizations and societies of which you are a member.	Palmdale Elementary Teacher Association
Describe any public service experience serving on a commission or public body?	I am an active E-Board member of the Palmdale Elementary Teachers Association. My position is Early Childhood Education Director. I have been the Director of ECE since July 2023. In this capacity, I perform the following duties: 1. Coordinate the activities of the Association; 2. Act for the Representative Council when school is not in session; 3. Direct the bargaining activities of the Association, subject to the policies established by the Representative Council; 4. Approve by majority vote appointment and by two-thirds (⅔) vote removal of bargaining team members; 5. Recommend a budget for the Association to the Representative Council 6. Approve by majority vote all appointment and removal of committee members, including chairpersons; 7. Adopt the local Standing Rules for the Association; 8. Adopt grievance procedure: 9. Direct the grievance activities of the Association; and 10. Exercise all the business and organizational powers and duties for the Association as prescribed by our bylaws.
Why do you want to serve on the Measure AV Oversight Committee?	I would like to have an opportunity to learn more about the City that I call home. I aim to understand how things work and hope to contribute to positive change within the community.

What is your vision for Palmdale?	My vision for our city is to continue to see it prosper. I have been a resident of Palmdale for 31 years and have seen it change. It has grown in population, and more stores and businesses have come to the AV. My vision would be to continue to enrich Palmdale with services that make families feel safe and want to call Palmdale their home.
Please describe your experience and knowledge of local government finance.	Local government finances consist of property and sales taxes, which help fund services such as public education, infrastructure, and public safety.
Please describe how you will contribute to the Measure AV Oversight Committee.	I would contribute to the Measure AV Oversight Committee by being actively engaged and present during meetings. I would engage in discussions and provide constructive feedback to achieve the best outcomes. I would be willing to learn and work together with the Committee to ensure a goal is met.
Please list three items you personally think, if funded appropriately, could increase the quality of life in Palmdale.	1. Support at-risk youth 2. Enhance parks and their safety 3. Continue with street repairs on time

(Section Break)

Education, Training and Experience

High School

Name	James Monroe High School
Address	9229 Haskell Ave, North Hills CA 91343
Number of Years Completed	3
Did you Graduate?	Yes
Degree or Diploma	Diploma
GPA (i.e., A=4.0)	4.0

College/University

National University

Name	
Address	9388 Lightwave Ave, San Diego CA 92123
Number of Years Completed	2
Did you graduate?	Yes
Degree or Diploma	Masters in Education
GPA (i.e., A=4.0)	4.0

Vocational

Name	*Field not completed.*
Address	*Field not completed.*
Number of Years Completed	*Field not completed.*
Did you graduate?	*Field not completed.*
Degree or Diploma	*Field not completed.*
GPA (i.e., A=4.0)	*Field not completed.*
Other	*Field not completed.*

(Section Break)

Employment History

List below all present and past employment for the last ten (10) years starting with your most recent employer. Account for all periods of unemployment. You must complete this section even if attaching a resume.

Name of Employer	Palmdale School District
Address	39139 10th St. East
Type of Business	School District
Telephone Number	661 273-4710
Your Supervisor's	Lisa Fowler

Name	
Your Position and Duties	I am an Early Head Start home-based Teacher who conducts a home-based program designed for pregnant women, infants, and toddlers, which includes weekly home visits for a minimum of 90 minutes and socializations twice a month for 90 minutes
Major Accomplishments	For 27 years as a teacher, I have successfully impacted many families. It is heartwarming to have students I taught in 1998 recognize me in the community after so many years and tell me I was one of their favorite teachers.
Dates of Employment	
From	9/9/1997
To	3/31/2025
Reason for Leaving	*Field not completed.*
Upon leaving, were you eligible for rehire?	*Field not completed.*
(Section Break)	
Name of Employer	*Field not completed.*
Address	*Field not completed.*
Type of Business	*Field not completed.*
Telephone Number	*Field not completed.*
Your Supervisor's Name	*Field not completed.*
Your Position and Duties	*Field not completed.*
Major Accomplishments	*Field not completed.*
Dates of Employment	
From	*Field not completed.*
To	*Field not completed.*
Reason for Leaving	*Field not completed.*
Upon leaving, were you	*Field not completed.*

eligible for rehire?

(Section Break)

Name of Employer	*Field not completed.*
Address	*Field not completed.*
Type of Business	*Field not completed.*
Telephone Number	*Field not completed.*
Your Supervisor's Name	*Field not completed.*
Your Position and Duties	*Field not completed.*
Major Accomplishments	*Field not completed.*
Dates of Employment	
From	*Field not completed.*
To	*Field not completed.*
Reason for Leaving	*Field not completed.*
Upon leaving, were you eligible for rehire?	*Field not completed.*

(Section Break)

References

List below three persons not related to you who have knowledge of your civic activity within the last three years.

Name	Marilu Miranda
Address	[redacted]
City	Palmdale
State	CA
Zip Code	*Field not completed.*

Occupation	Teacher
Telephone Number	[redacted]
Number of Years Acquainted	22

(Section Break)

Name	Evette Diosdado
Address	[redacted]
City	Palmdale
State	CA
Zip Code	93551
Occupation	Teacher
Telephone Number	[redacted]
Number of Years Acquainted	27

(Section Break)

Name	Catherine Hutzel
Address	[redacted]
City	Palmdale
State	CA
Zip Code	93550
Occupation	Economics Teacher
Telephone Number	[redacted]
Number of Years Acquainted	3

(Section Break)

Please read carefully, initial each paragraph and sign below:

I hereby certify that the answers given by me on this application are true and correct to the best of my knowledge, and that I have not withheld any information that might adversely affect my chances for appointment. I understand that any misstatement or omission of fact on this application or any documents used to obtain an appointment may result in rejection of this application or immediate discharge if I am appointed, regardless of the time elapsed before discovery of the misstatement or omission. I further certify that I, the applicant, have personally completed this application.

Initials CA

I hereby authorize the City of Palmdale to investigate my references, prior employers, work record, education, and other matters related to my suitability for appointment and further, authorize the references I have listed, all prior employers, and all educational institutions attended, to disclose to the City of Palmdale any and all letters, reports, and other information related to my records, including, but not limited to, my performance reviews and evaluations, discipline, commendations, awards, and all other employment information, without giving me prior notice of such disclosure. By providing this page of the application to the references, prior employers, and educational institutions attended, I release them, to the fullest extent permitted by law, from any and all claims, demands, fees, and liabilities for providing the City of Palmdale with all information. I release the City of Palmdale, its agents, employees, and representatives, to the fullest extent permitted by law, from any and all claims, demands, fees, and liabilities that may result from any use or disclosure of such information by the City of Palmdale, or any of its agents, employees and representatives.

Initials CA

I further understand and agree that as a condition to being appointed to the Measure AV Oversight Committee, I will be required to agree to conduct myself in accordance with the City of Palmdale's personnel practices and policies as set forth in the Human Resources Rules, the Brown Act, the Public Records Act, and the Measure AV Oversight Committee Rules of Procedures, copies of which I will be provided and will review prior to accepting an appointment to the Measure AV

Oversight Committee. To the fullest extent permitted by law, I expressly consent to, and I waive any rights of privacy I might otherwise have in connection with the City's Human Resources Rules in general and the above-described sections in particular.

Initials	CA

I understand that as part of the final selection process, I will be required to pass a livescan fingerprint scan submission via the California Department of Justice. I understand that information collected during this background check will be limited to that appropriate to determining my suitability for this Measure AV Oversight Committee position and that such information collected during the check will be kept confidential.

Initials	CA
	(Section Break)

Volunteer Information

REASONABLE ACCOMMODATIONS	No
Foreign Language	Spanish
Do you?	Speak, Read , Write
Foreign Language	*Field not completed.*
Do you?	*Field not completed.*
Specialized training/skills:	Certification as an Independent Certified Instructor Baby Sign Language First Aid/CPR certified Director Permit Teacher Credentialing
Computer Skills	Word, Excel, Adobe Creator, PowerPoint
	(Section Break)

In Case of Emergency

Whom should we notify?

Name	[redacted]
Relationship	[redacted]
Home Phone	*Field not completed.*
Work Phone	[redacted]
Physician's Name:	[redacted]
Phone:	[redacted]
Do you have any medical history that we should be aware of in the event of an emergency? (Allergies, medications, etc.)	[redacted]

(Section Break)

AUTHORIZATION AND RELEASE

I voluntarily agree to participate in this program. I hereby waive, release, and hold harmless from any liability or claims for damages for personal injury, including death, as well as from claims for property damage which may arise in connection with the above-named activity, against the supervisor, the City of Palmdale and its elected and appointed officials, agents, and employees.

I hereby agree to the Authorization and Release set forth on this day	3/31/2025
Electronic Signature Agreement	I agree.
Electronic Signature	Celia R. Ayala
Applicants are encouraged to attach a resume.	*Field not completed.*

Applications may be mailed (postmarked the date of the deadline), e-mailed to cityclerk@cityofpalmdaleca.gov or hand delivered to the office of the City Clerk at 38300 Sierra Hwy., Ste. C, Palmdale, CA 93550

For additional information, please contact the City Clerk at 661-267-5151.

Email not displaying correctly? View it in your browser.

PALMDALE

a place to call home

Office of the City Clerk
38300 Sierra Highway, Suite C
Palmdale, CA 93550
(661) 267-5151

Measure AV Oversight Committee Application

The City of Palmdale is an equal opportunity employer and does not discriminate in hiring or employment upon any basis prohibited by law, including race, color, creed, religion, age, sex (including pregnancy, childbirth and related medical conditions), cancer, national origin, genetic characteristics, genetic information, ancestry, sexual orientation, gender, gender identity, gender expression, marital status, veteran status, disability, or any other basis protected by applicable law. None of the questions or information sought in this application are intended to discriminate based upon any status protected by law. If you need reasonable accommodation in completing this application, or in any other part of the application process, please contact the City Clerk's Office at 661/267-5151.

Measure AV Oversight Committee Information:

District 1 Date 3/5/25

Please Print

Name carr rick
Last First Middle

Business Telephone ([redacted]) [redacted] Home Telephone ([redacted]) [redacted]

Cell Phone ([redacted]) [redacted] E-mai[redacted]

Possession of a valid California driver's license and the ability to be insured with the City's insurance carrier is required.

Present Address [redacted] Palmdale ca 93551
No. Street City State Zip

Permanent Address if different from present address

No. Street City State Zip

Personal Information
(Please attach additional sheets, if necessary.)

1. Yes _____ No n/a Are you currently serving as an elected city or county official? If yes, please explain. If no, type N/A

2. Yes _____ No n/a Do you or any members of your immediate family own any interest in any enterprise which does or might do business with the City and/or the Board/Commission?

3. Yes _____ No n/a Do you or any members of your immediate family own any interest in any real property adjacent to or within the City of Palmdale?

4. Yes _____ No n/a Do you or any members of your immediate family have any interests or associations which might present a conflict of interest?

5. List all current organizations and societies of which you are a member.
   a beautifull place to live, work and raise a family.

6. Describe any public service experience serving on a commission or public body?
   a beautifull place to live, work and raise a family.

7. Why do you want to serve on the Measure AV Oversight Committee?
   a beautifull place to live, work and raise a family.

8. What is your vision for Palmdale?
   a beautifull place to live, work and raise a family.

9. Please describe your experience and knowledge of local government finance.
only what i have learned from being on the curent committee

10. Please describe how you will contribute to the Measure AV Oversight Committee.
insite from a business perspective

11. Please list three items you personally think, if funded appropriately, could increase the quality of life in Palmdale.
safety, parkes, public services

Education, Training and Experience:

School	Name & Address	No. of Years Completed	Did you Graduate?	Degree or Diploma	GPA (i.e., A=4.0)
High School	av high	4	Yes x No	diploma	3.2
College / University	av college	2	Yes No x		
Vocational			Yes No		
Other					

Employment History
List below all present and past employment for the last ten (10) years starting with your most recent employer. Account for all periods of unemployment. You must complete this section even if attaching a resume.

Name of Employer: trust palmdale honda

Address: 455 auto vist dr palmdale ca 93551
No. Street City State Zip

Type of Business: auto sales and service

Telephone No. (661) 2656000 Your Supervisor's Name: none

Your Position and Duties: general manager

Major Accomplishments: top performing honda dealer in district and zone

Dates of Employment: From 1996 To present

Reason for Leaving: _____

Upon leaving, were you eligible for rehire? Yes ___ No____

Name of Employer: _____

Address: _____
No. Street City State Zip

Type of Business: _____

Telephone No. (____) _____ Your Supervisor's Name: _____

Your Position and Duties: _____

Major Accomplishments: _____

Dates of Employment: From _____ To _____

Reason for Leaving: _____

Upon leaving, were you eligible for rehire? Yes ___ No____

Name of Employer: _____

Address: _____
No. Street City State Zip

Type of Business: _____

Telephone No. (____) _____ Your Supervisor's Name:

Your Position and Duties:

Major Accomplishments: _____

Dates of Employment: From _____ To _____

Reason for Leaving: _____

Upon leaving, were you eligible for rehire? Yes ___ No____

References

List below three persons not related to you who have knowledge of your civic activity within the last three years.

Name: gus camacho

Address: [redacted] palmdale ca 93551
No. Street City State Zip

Occupation: auto dealer

Telephone No. ([redacted]) [redacted] Number of Years Acquainted: 15

Name: dan corley

Address: [redacted] palmdale ca 93551
No. Street City State Zip
Occupation: retired
Telephone No. ([redacted]) [redacted] Number of Years Acquainted: 30

Name: shane idelman
Address: [redacted] leona valley ca 93551
No. Street City State Zip
Occupation pastor
Telephone No. ([redacted]) [redacted] Number of Years Acquainted: 8

Please read carefully, initial each paragraph and sign below:

I hereby certify that the answers given by me on this application are true and correct to the best of my knowledge, and that I have not withheld any information that might adversely affect my chances for appointment. I understand that any misstatement or omission of fact on this application or any documents used to obtain an appointment may result in rejection of this application or immediate discharge if I am appointed, regardless of the time elapsed before discovery of the misstatement or omission. I further
certify that I, the applicant, have personally completed this application. RC **(Initials)**

I hereby authorize the City of Palmdale to investigate my references, prior employers, work record, education, and other matters related to my suitability for appointment and further, authorize the references I have listed, all prior employers, and all educational institutions attended, to disclose to the City of Palmdale any and all letters, reports, and other information related to my records, including, but not limited to, my performance reviews and evaluations, discipline, commendations, awards, and all other employment information, without giving me prior notice of such disclosure. By providing this page of the application to the references, prior employers, and educational institutions attended, I release them, to the fullest extent permitted by law, from any and all claims, demands, fees, and liabilities for providing the City of Palmdale with all information. I release the City of Palmdale, its agents, employees, and representatives, to the fullest extent permitted by law, from any and all claims, demands, fees, and liabilities that may result from any use or disclosure of such information by the City of Palmdale, or any of its agents, employees, and representatives. RC **(Initials)**

I further understand and agree that as a condition to being appointed to the Measure AV Oversight Committee, I will be required to agree to conduct myself in accordance with the City of Palmdale's personnel practices and policies as outlined in the Human Resources Rules, the Brown Act, the Public Records Act, and the Code of Conduct.To the fullest extent permitted by law, I expressly consent to, and I waive any rights of privacy I might otherwise have in connection with the City's Human Resources Rules in general and the above-described sections in particular. RC **(Initials)**

I understand that as part of the final selection process, I will be required to pass a livescan fingerprint scan submission via the California Department of Justice. I understand that information collected during this background check will be limited to that appropriate to determining my suitability for this position and that such information collected during the check will be kept confidential. RC **(Initials)**

Volunteer Information:
REASONABLE ACCOMMODATIONS: Based on your understanding of the Volunteer Program, will you require any special accommodations to apply and/or participate as a volunteer? ___ Yes X No
If yes, what reasonable accommodations would be necessary to assist you in this area?

Foreign Languages: _____ ☐ Speak ☐ Read ☐ Write

_____ ☐ Speak ☐ Read ☐ Write

Specialized training/skills: _____

Computer Skills:

☑ Word ☐ Photoshop ☑ Excel ☐ Adobe Creator

☐ Access ☐ PowerPoint ☐ Publisher ☐ Other: _____

In Case of Emergency:

Whom should we notify? [redacted] _____

Name Relationship to Applicant

Home Phone: [redacted] _____ Work Phone: _____

Physician's Name: [redacted] _____ Phone: [redacted] _____

Do you have any medical history that we should be aware of in the event of an emergency? (Allergies, medications, etc.)

AUTHORIZATION AND RELEASE

I voluntarily agree to participate in this program. I hereby waive, release, and hold harmless from any liability or claims for damages for personal injury, including death, as well as from claims for property damage which may arise in connection with the above-named activity, against the supervisor, the City of Palmdale and its elected and appointed officials, agents, and employees.

I hereby agree to the Authorization and Release set forth on this 5 day of march, 2025

Applicant's Signature : _____

Applicants are encouraged to attach a resume.

Applications may be mailed (postmarked the date of the deadline), e-mailed to cityclerk@cityofpalmdaleca.gov or hand delivered to the office of the City Clerk at 38300 Sierra Hwy., Ste. C, Palmdale, CA 93550

For additional information, please contact the City Clerk at 661/267-5151

City Council Staff Report

DATE: **MAY 6, 2025**

TO: **HONORABLE MAYOR AND CITY COUNCIL**

FROM: **HOUSING DEPARTMENT**

DISTRICT: **ALL**

SUBJECT: **PUBLIC HEARING TO RECEIVE PUBLIC COMMENTS ON THE DRAFT 2025-2029 CONSOLIDATED PLAN AND 2025-2026 ACTION PLAN; REVIEW AND ADOPT RESOLUTION NO. 2025-035 A RESOLUTION OF THE CITY COUNCIL OF THE CITY OF PALMDALE APPROVING THE 2025–2029 CONSOLIDATED PLAN AND THE 2025–2026 ACTION PLAN; ACCEPTING CDBG AND HOME GRANT FUNDS FOR FISCAL YEAR 2025–2026; AND AUTHORIZING THE CITY MANAGER TO SUBMIT AND EXECUTE THE APPLICATION FOR FEDERAL ASSISTANCE, REQUIRED CERTIFICATIONS, ALL RELATED DOCUMENTS, AND AGREEMENTS WITH SUB-RECIPIENTS**

RECOMMENDATION

Staff recommend that the City Council:

1. Open a Public Hearing to receive public comments on the Draft 2025-2029 Consolidated Plan and 2025-2026 Action Plan;
2. Review and Adopt Resolution No. CC 2025-035 approving the 2025-2029 Consolidated Plan and 2025-2026 Action Plan, accepting CDBG and HOME grant funds for fiscal year 2025-2026, and;
3. Authorize the City Manager or designee to submit and execute the application for federal assistance, required certifications, all related documents and agreements with sub-recipients, including making necessary non-substantial changes.

BACKGROUND

The City of Palmdale is an entitlement city for the purpose of determining its eligibility to receive an annual allocation of Community Development Block Grant (CDBG) program funds and a participating jurisdiction for HOME Investment Partnerships (HOME) funds through the U.S. Department of Housing and Urban Development (HUD). As a prerequisite for receiving its annual CDBG and HOME allocation, the City is required to submit a Consolidated Plan every five years and an Annual Action Plan each year to HUD for approval. The purpose of the Five Year Consolidated Plan and Annual Action Plan is to 1) assess the housing and community development needs of low- and moderate-

income residents of Palmdale; 2) develop and describe a strategy to meet those needs; 3) describe the City's programs and projects, and the funding sources to meet those needs for the 2025-2029 Program Year; and 4) describe the geographic distribution of resources and activities. The Draft 2025-2029 Consolidated Plan was prepared by LDM Associates with staff assistance.

Examination of 2016-2020 American Community Survey (ACS) 5-Year Estimates and the 2016-2020 Comprehensive Housing Affordability Strategy (CHAS) data supplied by HUD in the required eConPlanning Suite planning framework, in addition to local data, as well as consultation with citizens and stakeholders revealed six goals to be addressed through the investment of an anticipated $11 million of CDBG and HOME funds over the five years of the Consolidated Plan. In consideration of community input and available data from HUD, the following goals were identified:

- Affordable Housing
    - Increase the supply of affordable housing
    - Preserve the supply of affordable housing
    - Provide rental assistance to low-income households at risk of homelessness
- Fair Housing Services
    - Ensure equal access to housing opportunities
- Public Services, including homelessness
    - Prevent and eliminate homelessness and provide public services for residents, including those with special needs
- Public Facilities and Infrastructure Improvements
- Economic Opportunity
    - Expand economic opportunity for low-income residents and small business owners
- Planning and Administration

DISCUSSION

Consolidated Plan

- Covers the period from July 1, 2025, to June 30, 2030;
- Identifies housing and community development priority needs and strategies supported by goals to address those needs;
- The needs analysis considered available demographic, housing, and economic data from the 2020 American Community Survey 5-Year Estimates and other HUD-supplied data, public hearings, community meetings, and consultations with local agencies and stakeholders;
- The City conducted a community needs survey that was available to the public online and in hardcopy format and received 147 responses, a summary of which is included in the Plan;
- The strategies and goals for using CDBG and HOME funds to address local priority needs are aligned with HUD's national goals to provide decent housing and a

suitable living environment and expand economic opportunity for low- and moderate-income families; and,

- Includes five (5) priority needs and goals addressed through the implementation of the project in each One-Year Action Plan. The priority needs are:

    1. Increase the supply of affordable housing
    2. Improve public facilities and infrastructure
    3. Ensure equal access to housing opportunities
    4. Provide public services for residents, including those with special needs
    5. Economic opportunity for low-income residents and small businesses

Action Plan

- Covers the period from July 1, 2025, to June 30, 2026; and,
- Outlines the one-year goals and budgets for the CDBG and HOME programs and the planned project to address the priority needs and goals identified in the Consolidated Plan.

This year, the City anticipates receiving an estimated $1,500,000 in CDBG and $520,000 in HOME funds. In addition, the City has $797,626 in CDBG prior-year carryover funds and $163,123 in HOME program income. HUD has not yet released the 2025-2026 Annual Allocations. For this reason, the Fair Housing Services and Section 108 Debt Service activities budgets will remain at the estimated amount and the remaining CDBG funded activities will be proportionately adjusted to align with the actual funding amount, and the Tenant Based Rental Assistance activity will remain at the estimated amount and the remaining HOME activities will be proportionately adjusted to align with the actual funding amount.

The CDBG revenue available for programming is summarized below:

2025-2026 Allocation:	$1,500,000
Prior Year(s) Funding Available	$797,975
Total	$2,297,975

The proposed CDBG eligible activities are:

Applicants	Project Descriptions	Estimated Funding Requests
South Antelope Valley Emergency Services (SAVES)	Administrative and Operating Expenses for services, including assistance for Homeless, At-Risk & Emancipated Foster Youth. Services include Groceries, Motel Vouchers, Clothing, & Transportation Assistance. This is an eligible activity under 570.201(e) and meets the national objective under	$225,000

	570.208(a)(2)(1)(B) low/mod limited clientele.	
Public Services	**Subtotal**	**$225,000**
Infrastructure	Improve public infrastructure and facilities to benefit low-and moderate-income people or those presumed under HUD regulations to be low-and-moderate income, such as, but not limited to, elderly people and disabled adults.	$899,937
ADA Public Facilities Improvements	The ADA Improvements project will include the design and installation of ADA improvements. This is an eligible activity under 570.201(c) of regulation and meets the low/mod benefit national objective under 570.208(a)(2).	$500,000
Capital Improvements	**Subtotal**	**$1,399,937**
Section 108 Debt Service	Annual debt service and trustee fees for Section 108 Loan Guarantee. This is an eligible activity under 570.705(c).	$373,038
Program Administration	Implementation of the CDBG Program (≤ 20% of total program award). This is an eligible activity under 570.206.	$260,000
Housing Rights Center	Fair Housing Services. This is an eligible activity under 570.206(c).	$40,000
Administrative /Other	**Subtotal**	**$673,038**
Total CDBG 2025-2026 Allocation		**$2,297,975**

The HOME revenue available for programming is summarized below:

2025-2026 Allocation	$520,000
Prior Year(s) Funding Available	$163,123
	$683,123

The proposed HOME eligible activities are:

Applicants	Project Descriptions	Estimated Funding Requests
Tenant-Based Rental Assistance	Implementation of tenant-based rental assistance to prevent eviction. This is an eligible activity under 24 CFR Part 92.	$250,000
Affordable Housing Development (CHDO set-aside)	Community Housing Development Organization (CHDO). Funds set aside for Applicant to be determined (≤15%	$78,000

	of program award). This is an eligible activity under 92.300.	
Affordable Housing Development	In partnership with a developer the City will fund the construction of new affordable rental units, Multi-Family New Construction Program. This is an eligible activity under 92.205(a)(1).	$303,123
Program Administration	Implementation of the HOME Program (≤ 10% of total program award). This is an eligible activity under 92.207.	$52,000
Total HOME 2025-2026 Allocation		**$683,123**

A Public Hearing was held before the City Council on October 2, 2024, and community meetings were held on September 24 and 25, 2024. Stakeholder meetings were held on October 24 and November 4, 2024, to receive public input prior to preparing the Draft 2025-2029 Consolidated Plan.

In compliance with federal regulations and the City's adopted Citizen Participation Plan, the Notice of Public Hearing and Availability of the draft 2025-2029 Consolidated Plan and 2025-2026 Annual Action Plan were published on April 5, 2025.

The draft documents were available for public review from April 2 to May 6, 2025, on the City's website and at the Department of Housing, City of Palmdale Library, and the City of Palmdale Administration Building. The Public Hearing scheduled for May 6, 2025, at 5:00 pm provides another opportunity for public input. All comments received during the process, at the public hearing, and in writing, with respect to a particular draft document, will be incorporated in the final draft document, as applicable, prior to submission to HUD.

The public notice invited citizens to provide written comments to the Housing Department at 38250 Sierra Highway, 2nd Floor, Palmdale, CA 93550 or via email to housingdivision@cityofpalmdaleca.gov before 2:00 pm on May 6, 2025, and during the public hearing on May 6, 2025, beginning at 5:00 pm at the City Council meeting in Council Chambers located at 38300 Sierra Highway, Suite B, Palmdale, CA 93550.

FISCAL IMPACT

$2,981,098; The estimated allocation of this item for fiscal year 2025 is $2,297,975 in CDBG funds and $683,123 in HOME funds. The five-year cumulative allocations are an estimated $7,500,000 in CDBG and $2,600,000 in HOME funds.

STRATEGIC PLAN

A. Goal II: Ensure long-term fiscal health of the City and maintain funding for services. Manage resources, costs, and liabilities to ensure the City's long-term fiscal health.

Prepared by:	Sophia Reyes, Director of Housing
Certified as to availability of Funds:	Janelle Samson, Director of Operations
Approved by:	Salvador Mendez, City Manager Pro Tem
Approved as to form:	Alexandra Halfman, Acting City Attorney

ATTACHMENTS

Reso. No. CC 2025-035
Atch 1 Consolidated Plan 2025-2029

CITY COUNCIL
CITY OF PALMDALE, CALIFORNIA
RESOLUTION NO. CC 2025 - 035

A RESOLUTION OF THE CITY COUNCIL OF THE CITY OF PALMDALE APPROVING THE 2025–2029 CONSOLIDATED PLAN AND THE 2025–2026 ACTION PLAN; ACCEPTING CDBG AND HOME GRANT FUNDS FOR FISCAL YEAR 2025–2026; AND AUTHORIZING THE CITY MANAGER TO EXECUTE AND SUBMIT THE APPLICATION FOR FEDERAL ASSISTANCE, REQUIRED CERTIFICATIONS, ALL RELATED DOCUMENTS, AND AGREEMENTS WITH SUB-RECIPIENTS

WHEREAS, the City of Palmdale (City) has received from the Department of Housing and Urban Development (HUD) an allocation for Program Year 2025-2026 in the estimated amounts of $1,500,000 of Community Development Block Grant (CDBG) funds and $520,000 of HOME Investment Partnerships (HOME) funds; and

WHEREAS*,* the City will receive an annual allocation of CDBG and HOME funds each program year during the Consolidated Plan period of July 1, 2025 and June 30, 2030*;* and

WHEREAS*,* the City Council approves the 2025-2029 Consolidated Plan, the 2025-2026 Action Plan, and the request for CDBG and HOME funds on May 6, 2025; and

WHEREAS*,* staff has incorporated the public comments and HUD requested updates into the 2025-2029 Consolidated Plan and 2025-2026 Action Plan as directed by the City Council; and

NOW THEREFORE, BE IT RESOLVED, THE CITY COUNCIL OF THE CITY OF PALMDALE DOES HEREBY FIND, DETERMINE, RESOLVE AND ORDER AS FOLLOWS:

SECTION 1. Approves the City of Palmdale's 2025-2029 Consolidated Plan and 2025-2026 Action Plan, and accepts CDBG and HOME grant funds for the same year.

SECTION 2. Authorizes its City Manager or their designee to submit the City of Palmdale's 2025-2029 Consolidated Plan, 2025-2026 Action Plan to HUD and to implement the City's 2025-2029 Consolidated Plan, to execute all documents and take all actions necessary actions to implement the grant agreements for each program year of the 2025-2029 Consolidated Plan term of CDBG, HOME and other Consolidated Plan grant allocations, and to administer the City's obligations, responsibilities and duties to be performed thereunder.

SECTION 3. Authorizes its City Manager to update such plans in accordance with HUD technical and regulatory requirements.

SECTION 4. Authorizes it's City Manager or designee and execute sub-recipient agreements funded with Consolidated Plan grant funds including but not limited to Fair Housing Services, economic development projects, public works projects, and public services approved within the Annual Action Plans, including making necessary non-substantial changes for the Consolidated Plan period in an amount not to exceed $5,000,000 per program year.

SECTION 5. The City Clerk shall certify to the adoption of this resolution.

PASSED, APPROVED and **ADOPTED** this 6th day of May, 2025.

_____
Richard J. Loa, Mayor

APPROVED AS TO FORM:

_____
Alexandra Halfman
Acting City Attorney

ATTEST:

_____
Rochelle Scott, City Clerk

I, Rochelle Scott, City Clerk of the City of Palmdale, California, do hereby certify that the foregoing resolution was duly passed, approved, and adopted by the City Council of the City of Palmdale at a regular meeting of said Council held on the 6th day of May, 2025 by the following roll call vote:

AYES: _____

NOES:_____

ABSTAIN:_____ABSENT:_____

Date: _____ _____
Rochelle Scott, City Clerk

2025-2029 Consolidated Plan
2025-2026 Action Plan

DRAFT - April 2025

City of Palmdale
a place to call home

LDM Associates • Inc.

This page is intentionally left blank.

Palmdale City Council

Richard J. Loa
Mayor

Laura Bettencourt
Mayor Pro Tem

Andrea Alarcón
Councilmember

Austin Bishop
Councilmember

Eric Ohlsen
Councilmember

This page is intentionally left blank.

Table of Contents

Executive Summary 1
ES-05 Executive Summary 1
The Process 6
PR-05 Lead & Responsible Agencies 6
PR-10 Consultation 7
PR-15 Citizen Participation 23
Needs Assessment 25
NA-05 Overview 25
NA-10 Housing Needs Assessment 27
NA-35 Public Housing 40
NA-40 Homeless Needs Assessment 44
NA-45 Non-Homeless Special Needs Assessment 50
NA-50 Non-Housing Community Development Needs 55
MA-05 Overview 57
MA-10 Number of Housing Units 58
MA-15 Housing Market Analysis: Cost of Housing 62
MA-20 Housing Market Analysis: Condition of Housing – 91.210(a) 67
MA-25 Public and Assisted Housing 71
MA-30 Homeless Facilities and Services 73
MA-35 Special Needs Facilities and Services 80
MA-40 Barriers to Affordable Housing 83
MA-45 Non-Housing Community Development Assets 84
MA-50 Needs and Market Analysis Discussion 90
MA-60 Broadband Needs 94
MA-65 Hazard Mitigation 96
Strategic Plan 97
SP-05 Overview 97
SP-10 Geographic Priorities 99
SP-25 Priority Needs 100

SP-30 Influence of Market Conditions....105
SP-35 Anticipated Resources....107
SP-40 Institutional Delivery Structure....111
SP-45 Goals Summary....115
SP-50 Public Housing Accessibility and Involvement....118
SP-55 Barriers to Affordable Housing....119
SP-60 Homelessness Strategy....122
SP-65 Lead-Based Paint Hazards....124
SP-70 Anti-Poverty Strategy....125
SP-80 Monitoring....126
Annual Action Plan....127
AP-15 Expected Resources....127
AP-20/ AP-23 Annual Goals and Objectives....131
AP-35 Projects....133
AP-38 Project Summary....134
AP- 50 Geographic Distribution....137
AP-55 Affordable Housing....138
AP- 60 Public Housing....139
AP- 65 Homeless and Other Special Needs Activities....140
AP- 75 Barriers to Affordable Housing....143
AP-85 Other Actions....146
AP- 90 Program Specific Requirements....149

Table of Tables

Table 1 - Strategic Plan Summary.... 3
Table 2 – Responsible Agencies.... 6
Table 3 – Participation.... 9
Table 4– Other local / regional / federal planning efforts....22
Table 5 - Citizen Participation Outreach....24
Table 1 - Housing Needs Assessment Demographics....28
Table 2 - Number of Households Table....29
Table 3 - Housing Problems....29

Table 4 – Severe Housing Problems 30
Table 5 - Cost Burden > 30%....30
Table 6 - Cost Burden > 50%....31
Table 7 - Crowding Information 31
Table 8 - Households with children under the age of 6 31
Table 18 - Public Housing by Program Type 41
Table 19 - Characteristics of Public Housing Residents by Program Type 41
Table 20 - Race of Public Housing Residents by Program Type....42
Table 21 - Ethnicity of Public Housing Residents by Program Type 42
Table 22 – LA Coc Nature and Extent of Homelessness 46
Table 23 – Nature and Extent of Homelessness 48
Table 24 - Residential Properties by Unit Number....58
Table 25 - Unit Size by Tenure 58
Table 26 - Rental Housing Costs....63
Table 27 - Cost of Housing....63
Table 28 - Rent Paid 63
Table 29 - Monthly Rent....63
Table 30 - Housing Affordability....64
Table 31 - Condition of Units....68
Table 32 - Year Unit Built....68
Table 33 - Risk of Lead-Based Paint 69
Table 34 - Blood Lead Levels (BLLs) of children under the age of 6 69
Table 35 - Total Number of Units by Program Type 71
Table 36 - Public Housing Condition....71
Table 37 - Facilities and Housing Targeted to Homeless Households 73
Table 38 - Homeless Service Providers for the Los Angeles County CoC 75
Table 39 - Business Activity....84
Table 40 - Labor Force 85
Table 41 – Occupations by Sector....85
Table 42 - Travel Time 85
Table 43 - Educational Attainment by Employment Status (Population 16 and Older) 86
Table 44 - Educational Attainment by Age 86
Table 45 – Median Earnings in the Past 12 Months by Educational Attainment....86
Table 46 - Strategic Plan Summary....98
Table 47 - Geographic Priority Areas 99
Table 48 – Priority Needs Summary 100
Table 49 – Influence of Market Conditions....105
Table 50- Anticipated Resources....108
Table 51- Institutional Delivery Structure 111

Table 52 - Homeless Prevention Services Summary 112
Table 53 – Goals Summary....115
Table 54- Expected Resources –PY 2025....128
Table 55 - Goals and Objectives....131
Table 56 - Project Information....133
Table 57 - Project Summary....134
Table 58 - Geographic Distribution....137
Table 59 - One Year Goals for Affordable Housing by Support Requirement....138
Table 60 - One Year Goals for Affordable Housing by Support Type....138
Table 61 - CDBG Requirements....149
Table 62 - Other CDBG Requirements....149

Table of Figures

Figure 1 - Households....27
Figure 2 - Most Prevalent Housing Problems....36
Figure 3 - Households With 30-50% and >50% Cost Burden....38
Figure 15 – Overall Homelessness By Age....46
Figure 16 - HIV Prevalence....53
Figure 17 - Community Need For Public Facilities....55
Figure 18 - Community Need For Public Services....56
Figure 19 - Change in Median Rent and Income....57
Figure 20 – Minimum Wage Affordability....61
Figure 21 - Median Home Value....62
Figure 22 – Units Affordable To Households By Income Range....64
Figure 23 - Rent Differentials....65
Figure 24 – Rental & Ownership Housing Income....66
Figure 25 - Top Industry Sectors By Jobs....87
Figure 26 - Community Need For Internet Reliability....94
Figure 27 - Community Need For Disaster Preparedness....96

Table of Maps

Map 1 - Households with Extremely Low-Income and Severe Cost Burden....32
Map 2 - Households with Low-income and Severe Cost Burden....33
Map 3 - Households with Moderate-Income and Severe Cost Burden....34
Map 4 - Concentration Of Households With Multiple Housing Problems....92
Map 5 - Concentration Of Households With Low-Income....93

Executive Summary

ES-05 Executive Summary

The City of Palmdale has prepared the *2025-2029 Consolidated Plan* as required to receive federal Community Development Block Grant (CDBG) and HOME Investment Partnerships (HOME) funds. As required by the U.S. Department of Housing and Urban Development (HUD) the Consolidated Plan provides a comprehensive assessment of the City's housing and community development needs and outlines the City's priorities, objectives, and strategies for the investment of CDBG and HOME funds to address these needs over the next five years, beginning July 1, 2025, and ending June 30, 2030.

Each year, the City receives CDBG and HOME funds through a formula-based allocation from HUD. These funds are awarded to non-profit organizations, for-profit entities, and public agencies to support a variety of activities that align with the City's Consolidated Plan goals and address the high priority needs of low- and moderate-income residents.

COMMUNITY DEVELOPMENT BLOCK GRANT (CDBG)

The CDBG program, established under the Housing and Community Development Act of 1974, is a flexible federal funding source designed to address a wide range of housing and community development needs. HUD evaluates the City's Consolidated Plan and program performance based on three primary objectives: providing decent housing, creating suitable living environments, and expanding economic opportunities for low- and moderate-income households. To qualify for CDBG funding, each activity must meet one of the following national objectives:

- Benefit low- and moderate-income persons; or
- Aid in the prevention or elimination of slums and blight; or
- Meet other community development needs having a particular urgency (usually the result of a natural disaster).

HOME INVESTMENT PARTNERSHIPS (HOME)

The HOME program, established under the Cranston-Gonzalez National Affordable Housing Act of 1990, is the largest federal program dedicated to affordable housing development. Designed to increase the supply of safe and affordable housing for low- and moderate-income households, the HOME program is often implemented in collaboration with non-profit housing developers, public agencies, and private entities. Eligible activities supported by HOME funds include new construction, acquisition, and rehabilitation of affordable housing, homebuyer assistance programs, and tenant-based rental assistance.

The City anticipates an allocation of $1,500,000 of CDBG funds and $520,000 of HOME funds for the 2025 Program Year as well as $797,626 of CDBG prior year resources and $163,123 HOME program income. The 2025-2026 Action Plan allocates these resources to fund program activities listed below that will be implemented from July 1, 2025 to June 30, 2026.

2025-2026 CDBG

PUBLIC SERVICES ACTIVITIES

South Antelope Valley Emergency Services (SAVES)	$225,000

CAPITAL ACTIVITIES

Infrastructure	$889,937
American's with Disability Act (ADA) Improvements	$500,000
Section 108 Loan Debt Services & Trustee Fees	$373,038

PROGRAM ADMINISTRATION ACTIVITIES

Fair Housing Services	$40,000
Administration	$260,000

2025-2026 HOME

HOUSING ACTIVITIES

Affordable Rental Housing Development	$303,123
Affordable Rental Housing Development (CHDO)	$78,000
Tenant Based Rental Assistance (TBRA)	$250,000

PROGRAM ADMINISTRATION ACTIVITIES

Administration	$52,000

As of the date of the preparation of this draft document, HUD has not yet released the 2025-2026 Annual Allocations. For this reason, HUD has advised the City to prepare this draft document utilizing the current year annual allocation and include "contingency provision" language detailing how the City will adjust its proposed Plan once the actual allocation amounts become known

- the Fair Housing Services and Section 108 Debt Service activities budgets will remain at the estimated amount and the remaining CDBG funded activities will be proportionately adjusted to align with the actual funding amount, and

- the Tenant Based Rental Assistance activity will remain at the estimated amount and the remaining HOME activities will be proportionately adjusted to align with the actual funding amount.

Summary of the objectives and outcomes identified in the Plan needs assessment Overview

The 2025-2029 Consolidated Plan is grounded in a comprehensive, data-driven needs assessment and market analysis, combined with insights gathered from residents, community organizations, and other local stakeholders. This approach ensures that CDBG and HOME funds are directed toward priority needs that align with the City's goals.

The City has identified five priority needs, which will be addressed through five goals over the five-year period. These goals establish a clear framework for the allocation of CDBG and HOME funds which ensure investments produce meaningful results. Each goal is tied to measurable outcome indicators which allow the City to track progress, assess performance, and evaluate the impact of HUD-funded activities.

Table 1 - Strategic Plan Summary

Goal Name	Category	Needs Addressed	Funding	Goal Outcome Indicator
Expand access to affordable housing	Affordable housing	-Provide rental assistance to low-income households -Increase supply of affordable housing Preserve the supply of affordable housing	HOME $2,503,123	-125 households assisted with rental assistance -80 household housing units constructed
Improve public facilities and infrastructure	Non-Housing Community Development	Improve public facilities and infrastructure	CDBG $5,447,975	100,000 persons assisted
Provide access to fair housing services	Affordable Housing	Ensure equal access to housing opportunities	CDBG $200,000	1,500 persons assisted

Goal Name	Category	Needs Addressed	Funding	Goal Outcome Indicator
Provide public services, including homeless services	Non-Housing Community Development	-Prevent and eliminate homelessness -Provide public services for residents, including those with special needs	CDBG $1,125,000	47,500 persons assisted
Foster economic opportunity	Non-Housing Community Development	Economic opportunity for low-income residents and small businesses	CDBG $225,000	10 businesses assisted
Planning and Administration	Program Administration	Comply with Federal CDBG and HOME regulations	CDBG $1,300,000 HOME: $260,000	Other: 5 plans

Evaluation of past performance

The investment of HUD resources during the 2019-2023 Program Years had widespread impact in Palmdale. During Program Year 2019, the global coronavirus pandemic struck and in 2020, Congress passed the Coronavirus Aid, Relief, and Economic Security Act (CARES). The City received $1,932,895 CDBG-CV funds to prevent, prepare for, and respond to the virus in the community. The World Health Organization, based on evidence, has ended pandemic status and the national public health emergency has ended.

Together with other federal, state, and local investments, HUD resources allowed the City of Palmdale and its partners to provide assistance to low and moderate-income people through community and supportive services, and community facilities and infrastructure. The City continues to effectively implement its activities and align projects and programs with the City's overall strategies and goals. A full review of past performance is available in the Consolidated Annual Performance and Evaluation Reports (CAPERs) that can be accessed through the City's website at https://cityofpalmdaleca.gov/DocumentCenter/View/16961/Palmdale-23-24-CAPER-Final?bidId=. In summary, as of June 30, 2024,

- Constructed 99 rental units
- Provided TBRA to 86 households
- Provided Fair Housing Services to over 1,200 residents

- Improved public facilities and infrastructure which benefited over 47,000 residents

Summary of citizen participation process and consultation process

The Consolidated Plan regulations at 24 CFR Part 91 provide the citizen participation and consultation requirements for the development of the Consolidated Plan. Chief among those requirements is the need to consult with the Continuum of Care (CoC) to address homelessness, Public Housing Authorities (PHA), business leaders, civic leaders, and public or private agencies that address housing, health, social service, victim services, employment, or education needs of low-income individuals and families, homeless individuals and families, youth and/or other persons with special needs. Information supplied by these community stakeholders, together with the data supplied by HUD resulted in a well-informed planning document that reflects the housing and community development needs and priorities for the City of Palmdale over the next five years.

In accordance with the City's Citizen Participation Plan (CPP), residents and stakeholders were able to participate in the development of the 2025-2029 Consolidated Plan through surveys, community meetings, and public hearings. Efforts were made to encourage participation by low- and moderate-income persons, particularly those living in areas where HUD funds are proposed to be used, and by residents of predominantly low- and moderate-income neighborhoods. Efforts were made to encourage the participation of minorities and non-English speaking persons, as well as persons with disabilities. The consultation process included representatives of the CoC, PHA, and other specified groups who completed surveys, provided local data, and assisted the City to ensure practical coordination of strategies to maximize impact and to avoid duplication of effort.

Summary of public comments

TBD

Summary of comments or views not accepted and the reasons for not accepting them

TBD

Summary

The 2025-2029 Consolidated Plan establishes a clear framework for the strategic use of CDBG and HOME funds to address high-priority community needs. All project align with at least one of the five Strategic Plan goals and their corresponding measurable objectives.

For the 2025-2026 program year, the City expects to allocate $2,297,975 of CDBG funds and $683,123 of HOME funds toward eligible activities designed to provide suitable affordable housing and improve the quality of life of its low- and moderate-income residents.

The Process

PR-05 Lead & Responsible Agencies

Describe agency/entity responsible for preparing the Consolidated Plan and those responsible for administration of each grant program and funding source.

The following are the agencies/entities responsible for preparing the Consolidated Plan and those responsible for administration of each grant program and funding source.

Agency Role	Name	Department/Agency
CDBG Administrator	Palmdale	Department of Housing
HOME Administrator	Palmdale	Department of Housing

Table 2 – Responsible Agencies

Narrative

The City of Palmdale Department of Housing is the lead agency responsible for the administration of the CDBG and HOME programs, and projects. Policy and funding approvals are decided by the City Council, which consists of the five City Council Members from each of five council districts. The five-person Council designates one of its members to serve as Mayor at the December meeting each year. Decisions regarding implementation of activities within the Consolidated Plan are based on staff recommendations and input from the residents.

The City contracted with LDM Associates, Inc. to prepare the *2025-2029 Consolidated Plan*. In the development of this Consolidated Plan, the City and LDM Associates, Inc. implemented a comprehensive citizen participation and consultation process and conducted a needs assessment and market analysis to identify levels of relative need regarding affordable housing, homelessness, special needs, and community development. This information was gathered through consultation with stakeholders and community meetings, review of demographic and economic data, and housing market analysis.

In the implementation of the *2025-2029 Consolidated Plan* and each of the five Annual Action Plans, Department of Housing staff shall be responsible for all grants planning, management, and monitoring duties necessary to comply with HUD regulations and City policy.

Consolidated Plan Public Contact Information

City of Palmdale, Department of Housing
38250 Sierra Highway, 2nd Floor, Palmdale, CA 93550
(661) 267-5126

PR-10 Consultation

As part of the preparation of the Consolidated Plan the City reached out for consultation to agencies, groups, and organizations involved in the development of affordable housing, creation of job opportunities for low-and moderate-income residents, and/or provision of services to homeless and non-homeless individuals with special needs. To facilitate this consultation, the City solicited feedback through the following methods:

- Community Needs Survey (web-based and paper-surveys)
- Community and stakeholder meetings
- Public hearings
- Receipt of written or oral comments

The input received from these consultations helped establish and inform the objectives and goals described in the Strategic Plan.

Provide a concise summary of the jurisdiction's activities to enhance coordination between public and assisted housing providers and private and governmental health, mental health and service agencies (91.215(l)).

The City recognizes the importance of careful coordination and alignment among various service providers to maximize the effectiveness of the CDBG and HOME programs. As a result, during the development of the Consolidated Plan, the City consulted with organizations that provide assisted housing, health services, and other community-focused programs. Outreach efforts included surveys, invitations to community meetings, and follow-up interviews where appropriate. Outreach was made to over 100 organizations and agencies including:

- Nonprofit services providers,
- Affordable and market rate housing developers,
- Housing advocates,
- Public agencies (such as the school district and Public Housing Authority)
- Economic development and employment organizations
- Community and neighborhood groups, and
- Neighboring cities and communities.

The City further recognizes the importance of continued coordination and alignment during the upcoming five-year planning period with these organizations and agencies. The City will strengthen relationships and alignment among these organizations in the implementation of projects using CDBG and HOME funds.

Describe coordination with the Continuum of Care and efforts to address the needs of homeless persons (particularly chronically homeless individuals and families, families with children, veterans, and unaccompanied youth) and persons at risk of homelessness

The Los Angeles Continuum of Care (CoC) is comprised of a network of public, private, faith-based, for-profit, and non-profit service providers who utilize several federal, state, and local resources to provide services for homeless people. The region's municipalities, including the City of Palmdale, also provide resources for services that assist the homeless and those at risk of becoming homeless. The nonprofit and faith-based community plays a key role in the current CoC system. Hundreds of agencies throughout the region provide programs ranging from feeding the homeless on the street to creating permanent supportive housing opportunities. These services are available to homeless families with children, and single men and women. The non-profit and faith-based community also serves special needs populations, such as victims of domestic violence, veterans, the disabled, and youth.

The Los Angeles Homeless Services Authority (LASHA) is the lead agency for the Los Angeles County CoC and guides the development of homeless strategies and the implementation of programs to end homelessness throughout the region. The City regularly consults with LASHA to identify needs in the jurisdiction and its objectives to address the needs of different homeless populations, including chronically homeless families and individuals, families with children, veterans, unaccompanied youth, and persons at risk of homelessness. The City continues to coordinate with the CoC to clarify existing needs and objectives and identify opportunities for collaboration during the five-year planning process.

Describe consultation with the Continuum(s) of Care that serves the jurisdiction's area in determining how to allocate ESG funds, develop performance standards and evaluate outcomes, and develop funding, policies and procedures for the administration of HMIS

Although not a direct Emergency Solutions Grant (ESG) entitlement community, the City consulted with a number of housing, social services, governmental, and other entities involved in housing and community development in the City. Through these consultations, the City identified the holistic needs of the community, including those for extremely low-income households and homeless persons and how the City can continue to effectively coordinate with regional homeless service providers to best meet the needs of these populations. The CoC was consulted to discuss performance standards, outcome evaluation methodologies, and policies and procedures for the use of HMIS.

Describe Agencies, groups, organizations and others who participated in the process and describe the jurisdictions consultations with housing, social service agencies and other entities

Table 3 – Participation

LOCAL GOVERNMENT		
1	Agency/ Group/ Organization	City of Palmdale
	Agency/ Group/ Organization Type	Local Government; Housing; Services-Housing; Service- Children; Services-Elderly; Planning Organization
	What section of the Plan was addressed by Consultation?	Housing Needs Assessment; Homelessness Strategy; Non-Homeless Special Needs; Economic Development; Lead-Based Paint Strategy; Anti-Poverty Strategy
	How was the Agency/ Group/ Organization consulted and what are the anticipated outcomes of the consultation or areas for improved coordination?	To obtain a comprehensive assessment of the needs and priorities within the community, the Consolidated Plan process included consultation and engagement with City residents, service providers, and selected departments through surveys, meetings, and email.
2	Agency/ Group/ Organization	City of Lancaster
	Agency/ Group/ Organization Type	Local Government; Housing; Services-Housing; Service- Children; Services-Elderly; Planning Organization
	What section of the Plan was addressed by Consultation?	Housing Needs Assessment; Homelessness Strategy; Non-Homeless Special Needs; Economic Development; Lead-Based Paint Strategy; Anti-Poverty Strategy
	How was the Agency/ Group/ Organization consulted and what are the anticipated outcomes of the consultation or areas for improved coordination?	To obtain a comprehensive assessment of the needs and priorities within the community, the Consolidated Plan process included consultation and engagement with City residents, service providers, and selected departments through surveys, meetings, and email.
3	Agency/ Group/ Organization	City of Palmdale Planning Commission
	Agency/ Group/ Organization Type	Local Government; Public Land Agency
	What section of the Plan was addressed by Consultation?	Housing Needs Assessment; Homelessness Strategy; Non-Homeless Special Needs; Economic Development; Anti-Poverty Strategy
	How was the Agency/ Group/ Organization consulted and what are the anticipated outcomes of the consultation or areas for improved coordination?	To obtain a comprehensive assessment of the needs and priorities within the community, the Consolidated Plan process included consultation and engagement with City residents, service providers, and selected departments through surveys, meetings, and email.
4	Agency/ Group/ Organization	Palmdale City Council
	Agency/ Group/ Organization Type	Local Government

	What section of the Plan was addressed by Consultation?	Housing Needs Assessment; Homelessness Strategy; Non-Homeless Special Needs; Economic Development; Anti-Poverty Strategy
	How was the Agency/ Group/ Organization consulted and what are the anticipated outcomes of the consultation or areas for improved coordination?	To obtain a comprehensive assessment of the needs and priorities within the community, the Consolidated Plan process included consultation and engagement with City residents, service providers, and selected departments through surveys, meetings, and email.
5	Agency/ Group/ Organization	Los Angeles County Sheriff's Department – Palmdale Station
	Agency/ Group/ Organization Type	Local Government; Emergency Management Agency; Services-Homeless
	What section of the Plan was addressed by Consultation?	Homeless Strategy; Other-Non-Housing Community Development
	How was the Agency/ Group/ Organization consulted and what are the anticipated outcomes of the consultation or areas for improved coordination?	To obtain a comprehensive assessment of the needs and priorities within the community, the Consolidated Plan process included consultation and engagement with City residents, service providers, and selected departments through surveys, meetings, and email.
6	Agency/ Group/ Organization	Los Angeles County Board of Supervisors
	Agency/ Group/ Organization Type	Local Government; Public Land Agency
	What section of the Plan was addressed by Consultation?	Housing Needs Assessment; Homelessness Strategy; Non-Homeless Special Needs; Economic Development; Anti-Poverty Strategy
	How was the Agency/ Group/ Organization consulted and what are the anticipated outcomes of the consultation or areas for improved coordination?	To obtain a comprehensive assessment of the needs and priorities within the community, the Consolidated Plan process included consultation and engagement with City residents, service providers, and selected departments through surveys, meetings, and email.
HOMELESS		
7	Agency/ Group/ Organization	Antelope Valley Homeless Coalition
	Agency/ Group/ Organization Type	Services-Homeless
	What section of the Plan was addressed by Consultation?	Homelessness Strategy; Homelessness Needs – Chronically Homeless, Families with Children; Veterans, Unaccompanied Minors
	How was the Agency/ Group/ Organization consulted and what are the anticipated outcomes of the consultation or areas for improved coordination?	To obtain a comprehensive assessment of the needs and priorities within the community, the Consolidated Plan process included consultation and engagement with City residents, service providers, and selected departments through surveys, meetings, and email.
8	Agency/ Group/ Organization	Coffee 4 Vets
	Agency/ Group/ Organization Type	Services-Homeless; Services-Veterans
	What section of the Plan was addressed by Consultation?	Homelessness Strategy; Homelessness Strategy-Veterans; Non-Homeless Special Needs; Anti-Poverty

	How was the Agency/ Group/ Organization consulted and what are the anticipated outcomes of the consultation or areas for improved coordination?	To obtain a comprehensive assessment of the needs and priorities within the community, the Consolidated Plan process included consultation and engagement with City residents, service providers, and selected departments through surveys, meetings, and email.
9	Agency/ Group/ Organization	Desert Vineyard Church
	Agency/ Group/ Organization Type	Services-Homeless
	What section of the Plan was addressed by Consultation?	Homelessness Strategy; Anti-Poverty Strategy
	How was the Agency/ Group/ Organization consulted and what are the anticipated outcomes of the consultation or areas for improved coordination?	To obtain a comprehensive assessment of the needs and priorities within the community, the Consolidated Plan process included consultation and engagement with City residents, service providers, and selected departments through surveys, meetings, and email.
10	Agency/ Group/ Organization	Lancaster Homeless Shelter
	Agency/ Group/ Organization Type	Services-Homeless
	What section of the Plan was addressed by Consultation?	Homelessness Strategy, Anti-Poverty
	How was the Agency/ Group/ Organization consulted and what are the anticipated outcomes of the consultation or areas for improved coordination?	To obtain a comprehensive assessment of the needs and priorities within the community, the Consolidated Plan process included consultation and engagement with City residents, service providers, and selected departments through surveys, meetings, and email.
11	Agency/ Group/ Organization	Los Angeles Homeless Services Authority (LAHSA)
	Agency/ Group/ Organization Type	Continuum of Care; Local Government; Services-Homeless; Regional Organization
	What section of the Plan was addressed by Consultation?	Homelessness Strategy, Anti-Poverty
	How was the Agency/ Group/ Organization consulted and what are the anticipated outcomes of the consultation or areas for improved coordination?	To obtain a comprehensive assessment of the needs and priorities within the community, the Consolidated Plan process included consultation and engagement with City residents, service providers, and selected departments through surveys, meetings, and email.
12	Agency/ Group/ Organization	Penny Lane
	Agency/ Group/ Organization Type	Services-Homeless
	What section of the Plan was addressed by Consultation?	Homelessness Strategy; Homeless Needs-Unaccompanied Youth; Anti-Poverty
	How was the Agency/ Group/ Organization consulted and what are the anticipated outcomes of the consultation or areas for improved coordination?	To obtain a comprehensive assessment of the needs and priorities within the community, the Consolidated Plan process included consultation and engagement with City residents, service providers, and selected departments through surveys, meetings, and email.
13	Agency/ Group/ Organization	The Salvation Army
	Agency/ Group/ Organization Type	Services-Homeless

	What section of the Plan was addressed by Consultation?	Homelessness Strategy; Anti-Poverty
	How was the Agency/ Group/ Organization consulted and what are the anticipated outcomes of the consultation or areas for improved coordination?	To obtain a comprehensive assessment of the needs and priorities within the community, the Consolidated Plan process included consultation and engagement with City residents, service providers, and selected departments through surveys, meetings, and email.
14	Agency/ Group/ Organization	South Antelope Valley Emergency Services (SAVES)
	Agency/ Group/ Organization Type	Services-Homeless
	What section of the Plan was addressed by Consultation?	Homelessness Strategy; Anti-Poverty
	How was the Agency/ Group/ Organization consulted and what are the anticipated outcomes of the consultation or areas for improved coordination?	To obtain a comprehensive assessment of the needs and priorities within the community, the Consolidated Plan process included consultation and engagement with City residents, service providers, and selected departments through surveys, meetings, and email.
15	Agency/ Group/ Organization	Vets for Veterans
	Agency/ Group/ Organization Type	Services-Homeless
	What section of the Plan was addressed by Consultation?	Homelessness Strategy; Homeless Needs-Veterans; Anti-Poverty
	How was the Agency/ Group/ Organization consulted and what are the anticipated outcomes of the consultation or areas for improved coordination?	To obtain a comprehensive assessment of the needs and priorities within the community, the Consolidated Plan process included consultation and engagement with City residents, service providers, and selected departments through surveys, meetings, and email.
16	Agency/ Group/ Organization	Victory Outreach
	Agency/ Group/ Organization Type	Services-Homeless
	What section of the Plan was addressed by Consultation?	Homelessness Strategy; Anti-Poverty
	How was the Agency/ Group/ Organization consulted and what are the anticipated outcomes of the consultation or areas for improved coordination?	To obtain a comprehensive assessment of the needs and priorities within the community, the Consolidated Plan process included consultation and engagement with City residents, service providers, and selected departments through surveys, meetings, and email.
VICTIMS OF DOMESTIC VIOLENCE		
17	Agency/ Group/ Organization	Antelope Valley Domestic Violence Council
	Agency/ Group/ Organization Type	Services-Victims of Domestic Violence; Services-Homeless
	What section of the Plan was addressed by Consultation?	Other- Non-Homeless Special Needs; Homeless Strategy

	How was the Agency/ Group/ Organization consulted and what are the anticipated outcomes of the consultation or areas for improved coordination?	To obtain a comprehensive assessment of the needs and priorities within the community, the Consolidated Plan process included consultation and engagement with City residents, service providers, and selected departments through surveys, meetings, and email.
ELDERLY & DISABLED		
18	Agency/ Group/ Organization	North Los Angeles County Regional Center
	Agency/ Group/ Organization Type	Services-Disability
	What section of the Plan was addressed by Consultation?	Non-Homeless Special Needs
	How was the Agency/ Group/ Organization consulted and what are the anticipated outcomes of the consultation or areas for improved coordination?	To obtain a comprehensive assessment of the needs and priorities within the community, the Consolidated Plan process included consultation and engagement with City residents, service providers, and selected departments through surveys, meetings, and email.
19	Agency/ Group/ Organization	Desert Haven Enterprises
	Agency/ Group/ Organization Type	Services-Disability
	What section of the Plan was addressed by Consultation?	Non-Homeless Special Needs
	How was the Agency/ Group/ Organization consulted and what are the anticipated outcomes of the consultation or areas for improved coordination?	To obtain a comprehensive assessment of the needs and priorities within the community, the Consolidated Plan process included consultation and engagement with City residents, service providers, and selected departments through surveys, meetings, and email.
CHILDREN		
20	Agency/ Group/ Organization	Los Angeles County Department Child Protective Services
	Agency/ Group/ Organization Type	Child Welfare Agency; Foster Care Agency/Facility; Services-Children
	What section of the Plan was addressed by Consultation?	Non-Homeless Special Needs Other-Non-Housing Community Development Strategy
	How was the Agency/ Group/ Organization consulted and what are the anticipated outcomes of the consultation or areas for improved coordination?	To obtain a comprehensive assessment of the needs and priorities within the community, the Consolidated Plan process included consultation and engagement with City residents, service providers, and selected departments through surveys, meetings, and email.
21	Agency/ Group/ Organization	Ohana Center
	Agency/ Group/ Organization Type	Services-Children
	What section of the Plan was addressed by Consultation?	Non-Homeless Special Needs Other-Non-Housing Community Development Strategy

	How was the Agency/ Group/ Organization consulted and what are the anticipated outcomes of the consultation or areas for improved coordination?	To obtain a comprehensive assessment of the needs and priorities within the community, the Consolidated Plan process included consultation and engagement with City residents, service providers, and selected departments through surveys, meetings, and email.
EDUCATION		
22	Agency/ Group/ Organization	Antelope Valley Union High School District
	Agency/ Group/ Organization Type	Services-Education; Services-Children; Services-Homeless; Publicly Funded Institution
	What section of the Plan was addressed by Consultation?	Non-Homeless Special Needs; Homelessness Strategy; Anti-Poverty; Other-Non-Housing Community Development
	How was the Agency/ Group/ Organization consulted and what are the anticipated outcomes of the consultation or areas for improved coordination?	To obtain a comprehensive assessment of the needs and priorities within the community, the Consolidated Plan process included consultation and engagement with City residents, service providers, and selected departments through surveys, meetings, and email.
23	Agency/ Group/ Organization	Music & Kids
	Agency/ Group/ Organization Type	Services-Education; Services-Children
	What section of the Plan was addressed by Consultation?	Non-Homeless Special Needs; Homelessness Strategy; Anti-Poverty; Other-Non-Housing Community Development
	How was the Agency/ Group/ Organization consulted and what are the anticipated outcomes of the consultation or areas for improved coordination?	To obtain a comprehensive assessment of the needs and priorities within the community, the Consolidated Plan process included consultation and engagement with City residents, service providers, and selected departments through surveys, meetings, and email.
24	Agency/ Group/ Organization	Palmdale School District
	Agency/ Group/ Organization Type	Services-Education; Services-Children; Services-Homeless; Publicly Funded Institution
	What section of the Plan was addressed by Consultation?	Non-Homeless Special Needs; Homelessness Strategy; Anti-Poverty; Other-Non-Housing Community Development
	How was the Agency/ Group/ Organization consulted and what are the anticipated outcomes of the consultation or areas for improved coordination?	To obtain a comprehensive assessment of the needs and priorities within the community, the Consolidated Plan process included consultation and engagement with City residents, service providers, and selected departments through surveys, meetings, and email.
25	Agency/ Group/ Organization	Westside Union School District
	Agency/ Group/ Organization Type	Services-Education; Services-Children; Services-Homeless; Publicly Funded Institution
	What section of the Plan was addressed by Consultation?	Non-Homeless Special Needs; Homelessness Strategy; Anti-Poverty; Other-Non-Housing Community Development

	How was the Agency/ Group/ Organization consulted and what are the anticipated outcomes of the consultation or areas for improved coordination?	To obtain a comprehensive assessment of the needs and priorities within the community, the Consolidated Plan process included consultation and engagement with City residents, service providers, and selected departments through surveys, meetings, and email.
FAIR HOUSING		
26	Agency/ Group/ Organization	Housing Rights Center
	Agency/ Group/ Organization Type	Services-Fair Housing; Civic Leader
	What section of the Plan was addressed by Consultation?	Housing Need Analysis; Homelessness Strategy
	How was the Agency/ Group/ Organization consulted and what are the anticipated outcomes of the consultation or areas for improved coordination?	To obtain a comprehensive assessment of the needs and priorities within the community, the Consolidated Plan process included consultation and engagement with City residents, service providers, and selected departments through surveys, meetings, and email.
27	Agency/ Group/ Organization	Neighborhood Legal Services of Los Angeles County
	Agency/ Group/ Organization Type	Services-Fair Housing; Civic Leader
	What section of the Plan was addressed by Consultation?	Housing Need Analysis; Homelessness Strategy
	How was the Agency/ Group/ Organization consulted and what are the anticipated outcomes of the consultation or areas for improved coordination?	To obtain a comprehensive assessment of the needs and priorities within the community, the Consolidated Plan process included consultation and engagement with City residents, service providers, and selected departments through surveys, meetings, and email.
HOUSING		
28	Agency/ Group/ Organization	Advancing Communities Together
	Agency/ Group/ Organization Type	Assisted Housing
	What section of the Plan was addressed by Consultation?	Housing Need Assessment
	How was the Agency/ Group/ Organization consulted and what are the anticipated outcomes of the consultation or areas for improved coordination?	To obtain a comprehensive assessment of the needs and priorities within the community, the Consolidated Plan process included consultation and engagement with City residents, service providers, and selected departments through surveys, meetings, and email.
29	Agency/ Group/ Organization	AMCAL Multi-Housing, Inc.
	Agency/ Group/ Organization Type	Housing
	What section of the Plan was addressed by Consultation?	Housing Need Assessment
	How was the Agency/ Group/ Organization consulted and what are the anticipated outcomes of the consultation or areas for improved coordination?	To obtain a comprehensive assessment of the needs and priorities within the community, the Consolidated Plan process included consultation and engagement with City residents, service providers, and selected departments through surveys, meetings, and email.
30	Agency/ Group/ Organization	Habitat for Humanity

	Agency/ Group/ Organization Type	Assisted Housing
	What section of the Plan was addressed by Consultation?	Housing Need Assessment
	How was the Agency/ Group/ Organization consulted and what are the anticipated outcomes of the consultation or areas for improved coordination?	To obtain a comprehensive assessment of the needs and priorities within the community, the Consolidated Plan process included consultation and engagement with City residents, service providers, and selected departments through surveys, meetings, and email.
31	Agency/ Group/ Organization	Homes 4 Families
	Agency/ Group/ Organization Type	Assisted Housing
	What section of the Plan was addressed by Consultation?	Housing Need Assessment
	How was the Agency/ Group/ Organization consulted and what are the anticipated outcomes of the consultation or areas for improved coordination?	To obtain a comprehensive assessment of the needs and priorities within the community, the Consolidated Plan process included consultation and engagement with City residents, service providers, and selected departments through surveys, meetings, and email.
32	Agency/ Group/ Organization	Housing Authority of the City of Palmdale
	Agency/ Group/ Organization Type	Public Land Agency; Assisted Housing
	What section of the Plan was addressed by Consultation?	Housing Need Assessment
	How was the Agency/ Group/ Organization consulted and what are the anticipated outcomes of the consultation or areas for improved coordination?	To obtain a comprehensive assessment of the needs and priorities within the community, the Consolidated Plan process included consultation and engagement with City residents, service providers, and selected departments through surveys, meetings, and email.
33	Agency/ Group/ Organization	Los Angeles Community Development Authority
	Agency/ Group/ Organization Type	PHA; Public Land Agency; Assisted Housing
	What section of the Plan was addressed by Consultation?	Housing Need Assessment
	How was the Agency/ Group/ Organization consulted and what are the anticipated outcomes of the consultation or areas for improved coordination?	To obtain a comprehensive assessment of the needs and priorities within the community, the Consolidated Plan process included consultation and engagement with City residents, service providers, and selected departments through surveys, meetings, and email.
34	Agency/ Group/ Organization	Meta Housing Corp.
	Agency/ Group/ Organization Type	Assisted Housing
	What section of the Plan was addressed by Consultation?	Housing Need Assessment
	How was the Agency/ Group/ Organization consulted and what are the anticipated outcomes of the consultation or areas for improved coordination?	To obtain a comprehensive assessment of the needs and priorities within the community, the Consolidated Plan process included consultation and engagement with City residents, service providers, and selected departments through surveys, meetings, and email.

35	Agency/ Group/ Organization	National Community Renaissance
	Agency/ Group/ Organization Type	Housing
	What section of the Plan was addressed by Consultation?	Housing Need Assessment
	How was the Agency/ Group/ Organization consulted and what are the anticipated outcomes of the consultation or areas for improved coordination?	To obtain a comprehensive assessment of the needs and priorities within the community, the Consolidated Plan process included consultation and engagement with City residents, service providers, and selected departments through surveys, meetings, and email.
36	Agency/ Group/ Organization	Newport Pacific
	Agency/ Group/ Organization Type	Assisted Housing
	What section of the Plan was addressed by Consultation?	Housing Need Assessment
	How was the Agency/ Group/ Organization consulted and what are the anticipated outcomes of the consultation or areas for improved coordination?	To obtain a comprehensive assessment of the needs and priorities within the community, the Consolidated Plan process included consultation and engagement with City residents, service providers, and selected departments through surveys, meetings, and email.
37	Agency/ Group/ Organization	Ninth Patriot
	Agency/ Group/ Organization Type	Assisted Housing
	What section of the Plan was addressed by Consultation?	Housing Need Assessment; Homelessness Strategy
	How was the Agency/ Group/ Organization consulted and what are the anticipated outcomes of the consultation or areas for improved coordination?	To obtain a comprehensive assessment of the needs and priorities within the community, the Consolidated Plan process included consultation and engagement with City residents, service providers, and selected departments through surveys, meetings, and email.
38	Agency/ Group/ Organization	The Michaels Organization
	Agency/ Group/ Organization Type	Housing
	What section of the Plan was addressed by Consultation?	Housing Need Assessment; Anti-poverty Strategy
	How was the Agency/ Group/ Organization consulted and what are the anticipated outcomes of the consultation or areas for improved coordination?	To obtain a comprehensive assessment of the needs and priorities within the community, the Consolidated Plan process included consultation and engagement with City residents, service providers, and selected departments through surveys, meetings, and email.
HEALTH		
39	Agency/ Group/ Organization	AHF Healthcare Center - Antelope Valley
	Agency/ Group/ Organization Type	Services-HIV/AIDS; Services-Health
	What section of the Plan was addressed by Consultation?	Non-Housing Special Needs

	How was the Agency/ Group/ Organization consulted and what are the anticipated outcomes of the consultation or areas for improved coordination?	To obtain a comprehensive assessment of the needs and priorities within the community, the Consolidated Plan process included consultation and engagement with City residents, service providers, and selected departments through surveys, meetings, and email.
40	Agency/ Group/ Organization	Antelope Valley Community Clinic
	Agency/ Group/ Organization Type	Services-Health
	What section of the Plan was addressed by Consultation?	Non-Housing Special Needs
	How was the Agency/ Group/ Organization consulted and what are the anticipated outcomes of the consultation or areas for improved coordination?	To obtain a comprehensive assessment of the needs and priorities within the community, the Consolidated Plan process included consultation and engagement with City residents, service providers, and selected departments through surveys, meetings, and email.
41	Agency/ Group/ Organization	County of Los Angeles Department of Mental Health
	Agency/ Group/ Organization Type	Health Agency; Publicly Funded Institution
	What section of the Plan was addressed by Consultation?	Other-Non-Housing Community Development
	How was the Agency/ Group/ Organization consulted and what are the anticipated outcomes of the consultation or areas for improved coordination?	To obtain a comprehensive assessment of the needs and priorities within the community, the Consolidated Plan process included consultation and engagement with City residents, service providers, and selected departments through surveys, meetings, and email.
42	Agency/ Group/ Organization	County of Los Angeles Health Department
	Agency/ Group/ Organization Type	Health Agency; Publicly Funded Institution
	What section of the Plan was addressed by Consultation?	Other-Non-Housing Community Development; Lead Paint
	How was the Agency/ Group/ Organization consulted and what are the anticipated outcomes of the consultation or areas for improved coordination?	To obtain a comprehensive assessment of the needs and priorities within the community, the Consolidated Plan process included consultation and engagement with City residents, service providers, and selected departments through surveys, meetings, and email.
43	Agency/ Group/ Organization	Kaiser Permanente
	Agency/ Group/ Organization Type	Services-Health; Business Leader; Civic Leader
	What section of the Plan was addressed by Consultation?	Other-Non-Housing Community Development
	How was the Agency/ Group/ Organization consulted and what are the anticipated outcomes of the consultation or areas for improved coordination?	To obtain a comprehensive assessment of the needs and priorities within the community, the Consolidated Plan process included consultation and engagement with City residents, service providers, and selected departments through surveys, meetings, and email.
44	Agency/ Group/ Organization	Mental Health America of Antelope Valley
	Agency/ Group/ Organization Type	Services-Health

	What section of the Plan was addressed by Consultation?	Other-Non-Housing Community Development
	How was the Agency/ Group/ Organization consulted and what are the anticipated outcomes of the consultation or areas for improved coordination?	To obtain a comprehensive assessment of the needs and priorities within the community, the Consolidated Plan process included consultation and engagement with City residents, service providers, and selected departments through surveys, meetings, and email.
45	Agency/ Group/ Organization	Pueblo Y Salud
	Agency/ Group/ Organization Type	Services-Health
	What section of the Plan was addressed by Consultation?	Other-Non-Housing Community Development
	How was the Agency/ Group/ Organization consulted and what are the anticipated outcomes of the consultation or areas for improved coordination?	To obtain a comprehensive assessment of the needs and priorities within the community, the Consolidated Plan process included consultation and engagement with City residents, service providers, and selected departments through surveys, meetings, and email.
BROADBAND		
46	Agency/ Group/ Organization	California Department of Technology
	Agency/ Group/ Organization Type	State Government; Narrowing the digital divide
	What section of the Plan was addressed by Consultation?	Other-Non-Housing Community Development
	How was the Agency/ Group/ Organization consulted and what are the anticipated outcomes of the consultation or areas for improved coordination?	To obtain a comprehensive assessment of the needs and priorities within the community, the Consolidated Plan process included consultation and engagement with City residents, service providers, and selected departments through surveys, meetings, and email.
47	Agency/ Group/ Organization	HighSpeedInternet.com
	Agency/ Group/ Organization Type	Broadband ISP
	What section of the Plan was addressed by Consultation?	Other-Non-Housing Community Development
	How was the Agency/ Group/ Organization consulted and what are the anticipated outcomes of the consultation or areas for improved coordination?	To obtain a comprehensive assessment of the needs and priorities within the community, the Consolidated Plan process included consultation and engagement with City residents, service providers, and selected departments through surveys, meetings, and email.
48	Agency/ Group/ Organization	Los Angeles County Regional Broadband Consortium
	Agency/ Group/ Organization Type	Narrowing the digital divide
	What section of the Plan was addressed by Consultation?	Other-Non-Housing Community Development

	How was the Agency/ Group/ Organization consulted and what are the anticipated outcomes of the consultation or areas for improved coordination?	To obtain a comprehensive assessment of the needs and priorities within the community, the Consolidated Plan process included consultation and engagement with City residents, service providers, and selected departments through surveys, meetings, and email.
REGIONAL PLANNING, EMERGENCY & FLOODPLAIN MANAGEMENT, WATER DISTRICT AGENCY		
49	Agency/ Group/ Organization	Southern California Association of Governments
	Agency/ Group/ Organization Type	Planning Organization; Regional Organization
	What section of the Plan was addressed by Consultation?	Housing Need Analysis; Homelessness Strategy Non-Homeless Needs Assessment; Other-Non-Housing Community Development
	How was the Agency/ Group/ Organization consulted and what are the anticipated outcomes of the consultation or areas for improved coordination?	To obtain a comprehensive assessment of the needs and priorities within the community, the Consolidated Plan process included consultation and engagement with City residents, service providers, and selected departments through surveys, meetings, and email.
50	Agency/ Group/ Organization	Federal Emergency Management Agency
	Agency/ Group/ Organization Type	Emergency Management; Floodplain Management Agency; Federal Government
	What section of the Plan was addressed by Consultation?	Housing Need Analysis; Homelessness Strategy Non-Homeless Needs Assessment; Other-Non-Housing Community Development
	How was the Agency/ Group/ Organization consulted and what are the anticipated outcomes of the consultation or areas for improved coordination?	To obtain a comprehensive assessment of the needs and priorities within the community, the Consolidated Plan process included consultation and engagement with City residents, service providers, and selected departments through surveys, meetings, and email.
51	Agency/ Group/ Organization	Palmdale Water District
	Agency/ Group/ Organization Type	Water District/Agency
	What section of the Plan was addressed by Consultation?	Other-Non-Housing Community Development
	How was the Agency/ Group/ Organization consulted and what are the anticipated outcomes of the consultation or areas for improved coordination?	To obtain a comprehensive assessment of the needs and priorities within the community, the Consolidated Plan process included consultation and engagement with City residents, service providers, and selected departments through surveys, meetings, and email.
CIVIC & BUSINESS LEADERS		
52	Agency/ Group/ Organization	Hispanic Chamber
	Agency/ Group/ Organization Type	Business Leader
	What section of the Plan was addressed by Consultation?	Economic Development

	How was the Agency/ Group/ Organization consulted and what are the anticipated outcomes of the consultation or areas for improved coordination?	To obtain a comprehensive assessment of the needs and priorities within the community, the Consolidated Plan process included consultation and engagement with City residents, service providers, and selected departments through surveys, meetings, and email.
53	Agency/ Group/ Organization	Palmdale Chamber
	Agency/ Group/ Organization Type	Business Leader
	What section of the Plan was addressed by Consultation?	Other-Non-Housing Community Development
	How was the Agency/ Group/ Organization consulted and what are the anticipated outcomes of the consultation or areas for improved coordination?	To obtain a comprehensive assessment of the needs and priorities within the community, the Consolidated Plan process included consultation and engagement with City residents, service providers, and selected departments through surveys, meetings, and email.
54	Agency/ Group/ Organization	America's Job Center
	Agency/ Group/ Organization Type	Services-Employment
	What section of the Plan was addressed by Consultation?	Economic Development
	How was the Agency/ Group/ Organization consulted and what are the anticipated outcomes of the consultation or areas for improved coordination?	To obtain a comprehensive assessment of the needs and priorities within the community, the Consolidated Plan process included consultation and engagement with City residents, service providers, and selected departments through surveys, meetings, and email.
55	Agency/ Group/ Organization	El Nido Family Centers
	Agency/ Group/ Organization Type	Services-Employment
	What section of the Plan was addressed by Consultation?	Economic Development
	How was the Agency/ Group/ Organization consulted and what are the anticipated outcomes of the consultation or areas for improved coordination?	To obtain a comprehensive assessment of the needs and priorities within the community, the Consolidated Plan process included consultation and engagement with City residents, service providers, and selected departments through surveys, meetings, and email.
56	Agency/ Group/ Organization	Antelope Valley Chamber of Commerce
	Agency/ Group/ Organization Type	Business Leader
	What section of the Plan was addressed by Consultation?	Economic Development
	How was the Agency/ Group/ Organization consulted and what are the anticipated outcomes of the consultation or areas for improved coordination?	To obtain a comprehensive assessment of the needs and priorities within the community, the Consolidated Plan process included consultation and engagement with City residents, service providers, and selected departments through surveys, meetings, and email.
57	Agency/ Group/ Organization	Ventura Foundation
	Agency/ Group/ Organization Type	Civic Leader

	What section of the Plan was addressed by Consultation?	Other-Non-Housing Community Development
	How was the Agency/ Group/ Organization consulted and what are the anticipated outcomes of the consultation or areas for improved coordination?	To obtain a comprehensive assessment of the needs and priorities within the community, the Consolidated Plan process included consultation and engagement with City residents, service providers, and selected departments through surveys, meetings, and email.

Identify any Agency Types not consulted and provide rationale for not consulting

The City maintains a list of agencies, organizations and other stakeholders that have expressed an interest in City's CDBG and HOME programs and invited representatives from each entity to participate at multiple points in the planning process. All agencies were strongly encouraged to attend meetings and participate in surveys. If an agency did not attend meetings or participate in surveys, it was done so by the agency's choice.

Other local/regional/state/federal planning efforts considered when preparing the Plan

Table 4– Other local / regional / federal planning efforts

Name of Plan	Lead Organization	How do the goals of your *Strategic Plan* overlap with the goals of each plan?
Continuum of Care	Los Angeles Homeless Services Authority	Consultation with the CoC indicates that the City's Consolidated Plan goals are consistent with the CoC's strategies.
2021-2029 Housing Element	City of Palmdale	The goals included in the Consolidated Plan are consistent with the Housing Element policies and objectives

Describe cooperation and coordination with other public entities, including the State and any adjacent units of general local government, in the implementation of the Consolidated Plan (91.215(l))

City of Palmdale departments, adjacent units of government, the CoC, and Los Angeles County Development Authority were consulted with on the development and implementation of the Consolidated Plan.

PR-15 Citizen Participation

Summary of citizen participation process/Efforts made to broaden citizen participation

Summarize citizen participation process and how it impacted goal setting

The City of Palmdale conducted a comprehensive citizen participation process to ensure the *2025-2029 Consolidated Plan* reflects community needs and priorities. The public engagement process was designed in accordance with the City's Citizen Participation Plan (CPP) and HUD regulations (24 CFR 91.105), ensuring residents, local organizations, and community stakeholders had meaningful opportunities to participate in shaping the City's housing and community development strategies.

The Housing Department led outreach efforts, emphasizing broad public engagement, particularly among low- and moderate-income residents, individuals with disabilities, racial and ethnic minorities, non-English-speaking populations, and public housing residents. The City also actively consulted with local and regional institutions, businesses, developers, non-profit and faith-based organizations, the Continuum of Care (CoC), and philanthropic entities to ensure a coordinated and holistic approach to addressing housing and community development needs.

To identify and prioritize community needs, the City developed and distributed a survey to gather input on housing, community, and economic development needs. The survey was available in English and Spanish online and in paper format at various public facilities. The survey received 147 responses. A summary of the survey and responses is in Appendix B.

In the Fall of 2024 publicly noticed hearing and meetings were held to obtain the views of the community on the City's housing and community development needs. The public meeting was virtual. It was held on September 24 at 10:00 AM via Zoom. The second public meeting was held on September 25 at 6:00 PM at the Legacy Commons Senior Center. The first public hearing was held on October 2, 2024 at 5:00 PM. No comments were received. A public hearing to adopt the Consolidated Plan and first year Annual Action Plan is scheduled for May 6, 2025, at 5:00 PM, at City Council Chamber.

Public notices for public hearings, meetings, the survey, and the 30-day comment period were published in a medium of general circulation in the City. Additionally, the City used social media platforms such as Facebook and Instagram to advertise the opportunities to participate. At each step in the process, the City was careful to ensure that low- and moderate-income residents, members of minority groups, agencies involved in the provision of services to these populations, and others who are directly impacted by the programs and activities supported by the Consolidated Plan programs had the opportunity to be actively involved.

Table 5 - Citizen Participation Outreach

Outreach			Summary		
Mode	Additional Modes	Target	Content/ Attendance	Comments	Comments not accepted
Newspaper Ad	City website; Social Media; Flyers	English and Spanish	Published September 10, 2024. Public Meeting, September 24, 10:00 AM, Zoom; Public Meeting, September 25, 2024, at 6:00 PM at the Legacy Commons Senior Center; Public Hearing, October 2, 2024, 5:00 PM City Council Chamber; Community Needs Survey.	N/A	N/A
Public Meeting		English and Spanish Broad Community	Public Meeting, September 24, 10:00 AM, Zoom. See Appendix B.	All comments were accepted	N/A
Public Meeting		English and Spanish Broad Community	Public Meeting, September 25, 2024, at 6:00 PM at the Legacy Commons Senior Center. See Appendix B.	All comments were accepted	N/A
Community Needs Survey		English and Spanish Broad Community	See Appendix B	All comments were accepted	N/A
Public Hearing		English and Spanish Broad Community	Public Hearing, October 2, 2024, 5:00 PM City Council Chamber. See Appendix B.	All comments were accepted	N/A
Newspaper Ad	City website	English and Spanish	Published April 5, 2025. Substantially complete Draft *2025-2029 Consolidated Plan* and *2025-2026 Annual Action Plan* 30-day review period from April 2 to May 6, 2025, and public hearing on May 6, 2025, 5:00 PM, at City Council Chamber.	N/A	N/A
30-Day Review		Broad Community	Made available on website and in hard copy from April 2 to May 6, 2025.	TBD	TBD
Public Hearing		English and Spanish Broad Community	Public hearing of *Draft 2025-2029 Consolidated Plan* and *2025-2026 Annual Action Plan* on May 6, 2025, 5:00 PM, at City Council Chamber.	TBD	TBD

Needs Assessment

NA-05 Overview

Needs Assessment Overview

The Consolidated Plan Needs Assessment examines a range of needs, including housing, homelessness, non-homeless special needs, and non-housing community development needs. The Housing Needs Assessment section evaluates household income, tenure (renter or owner), housing cost as a function of household income, disproportionate needs amongst racial and ethnic groups, and public housing needs.

The Homeless Needs Assessment examines the sheltered and unsheltered homeless population in Los Angeles County to inform the City's strategy to address homelessness during the next five years.

The Non-Homeless Special Needs Assessment section evaluates the needs of people who are not homeless, and due to various reasons need services. This population includes elderly, frail and elderly, people who have severe mental illness including Post Traumatic Stress Disorder (PTSD), developmental and physical disabilities, alcohol or other drug addictions, HIV/AIDS, and victims of human trafficking and domestic violence.

Lastly, the Non-Housing Community Development Needs Assessment section discusses the need for public facilities, public infrastructure improvements, and public services to benefit low- and moderate-income residents.

Methodology

To assess community needs, the City examined data, held community meetings, conducted a survey of residents and local stakeholders, and consulted with experts and local stakeholders. The Needs Assessment primarily relies on the sources of data which follow:

To assess community needs, the City examined data, held community meetings, conducted a survey of residents and local stakeholders, and consulted with experts and local stakeholders. The Needs Assessment primarily relies on the following data sources:

- American Community Survey (ACS) 2020 five-year estimates
- Comprehensive Housing Affordability Strategy (CHAS) 2016–2020
- 2024 Point-In-Time Homeless Count

The ACS and CHAS five-year estimates were the most recent complete datasets available. Maps reflecting ACS and CHAS data are used throughout the Consolidated Plan to show the geographic spread of households and individuals living in different conditions. There is unincorporated land on the east side of the City. In the maps this land is not shaded.

Consolidated Plan Survey for Residents and Stakeholders

Palmdale residents had the opportunity to respond to a survey to rate the level of need for public services, housing, and housing services. The surveys also gathered insight into residents' internet access. Additionally, agencies and businesses that work with Palmdale residents with low- and moderate-incomes, special needs, and those experiencing or at risk or experiencing homelessness, were given the opportunity to respond to a stakeholder survey. The tabulation of survey results from 147 residents and 37 organizations that responded to the surveys are integrated into NA-50 Non-Housing and Community Development Needs.

NA-10 Housing Needs Assessment

Summary of Housing Needs

According to the Demographics table, the City population rose 11 percent, from 152,750 to 169,450, from 2010 to 2020. During this time, the number of households rose six percent, from 40,153 to 42,687, and the median household income increased about 18 percent, from $55,696 to $65,444.

Figure 1 illustrates the number of households in each income category. Over 64 percent of households in Palmdale earn 0-80 percent Area Median Income (AMI). The household income levels correspond with the following HUD Area Median Family Income (HAMFI)/AMI definitions:

- Extremely low-income: 0-30% HAMFI/AMI,
- Low-income: 30-50% HAMFI/AMI,
- Moderate-income: 50-80% HAMFI/AMI,
- Medium-income: 80-100% HAMFI/AMI, and
- Upper-income: 80-100% HAMFI/AMI.

Figure 1 - Households

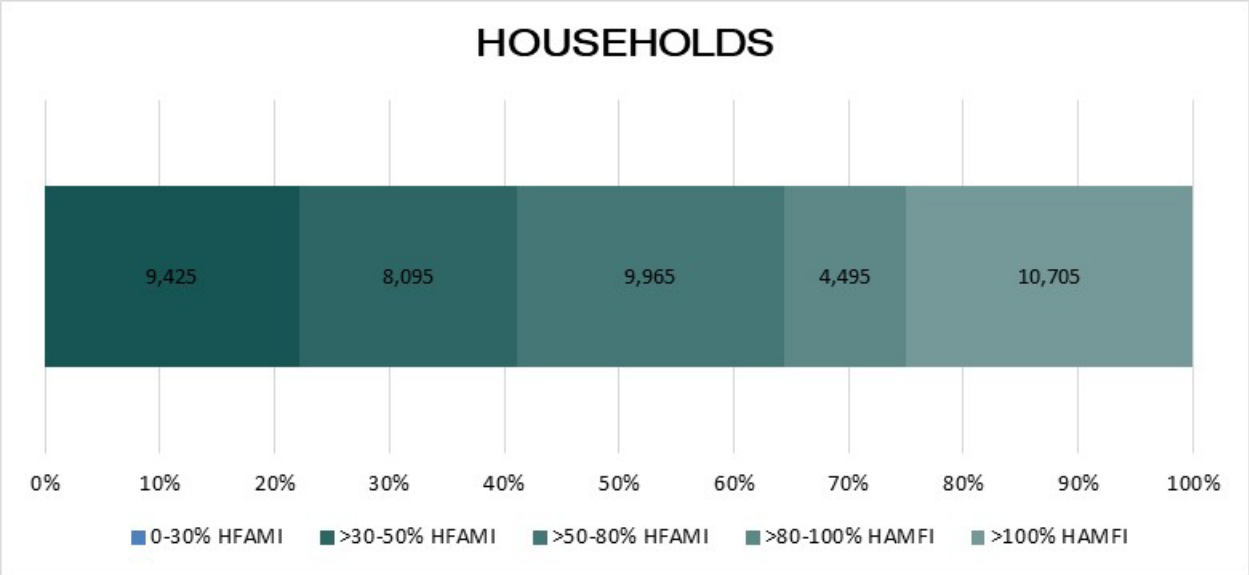

Data Source: 2016-2020 CHAS

Small-family households consist of two to four members and large-family households include five or more persons. The most common household type in Palmdale is small family households, representing 47 percent of all households in the City.

In this section there are eight tables of data which reference housing problems. Housing problems are defined by HUD as follows:

1. Lacks complete kitchen facilities: Household lacks a sink with piped water, a range or stove, or a refrigerator.
2. Lacks complete plumbing facilities: Household lacks hot and cold piped water, a flush toilet and a bathtub or shower.
3. Overcrowding /severe overcrowding: A household is overcrowded if there are more than 1.01 people per room, excluding bathrooms, porches, foyers, halls, or half-rooms. A household is considered severely overcrowded if there are more than 1.5 people per room.
4. Cost burden /severe cost burden: A household is considered cost burdened if the household pays more than 30 percent of its total gross income for housing costs. A household is considered severely cost burdened if the household pays more than 50 percent of its total income for housing costs. For renters, housing costs include rent paid by the tenant plus utilities. For owners, housing costs include mortgage, taxes, insurance, and utilities.

The Housing Problems tables make clear housing cost burden greater than 30 percent is the most common housing problem and owner households are most impacted. About 56 percent of the 27,485 households earning at most 80 percent AMI experience a housing cost burden over 30 percent of income. Approximately 37 percent of the households earning at or below 80 percent AMI, with at least one severe housing problems, are renters.

Table 6 - Housing Needs Assessment Demographics

Demographics	Base Year: 2010	Most Recent Year: 2020	% Change
Population	152,750	169,450	10.9%
Households	40,153	42,687	6.3%
Median Income	$55,696	$65,444	17.5%

Data Source: 2005-2009 ACS (Base Year), 2013-2017 ACS (Most Recent Year)

Table 7 - Number of Households Table

	0-30% AMI	>30-50% AMI	>50-80% AMI	>80-100% AMI	>100% AMI
Total Households	9,425	8,095	9,965	4,495	10,705
Small Family Households	3,965	3,665	4,485	2,575	5,550
Large Family Households	1,580	1,995	3,005	1,005	1,955
Household contains at least one person 62-74 years of age	2,165	1,715	2,460	925	2,300
Household contains at least one-person age 75 or older	1,070	1,000	860	205	690
Households with one or more children 6 years old or younger	2,580	2,415	2,960	2,785	1,990

Data Source: 2016-2020 CHAS

Housing Needs Summary Tables

Table 8 - Housing Problems

	Renter					Owner				
	0-30% AMI	>30-50% AMI	>50-80% AMI	>80-100% AMI	Total	0-30% AMI	>30-50% AMI	>50-80% AMI	>80-100% AMI	Total
NUMBER OF HOUSEHOLDS										
Substandard Housing	90	50	65	0	205	10	0	35	0	45
Severely Overcrowded	35	40	40	0	115	115	100	120	45	380
Overcrowded	695	365	315	110	1,485	155	385	390	55	985
Housing cost burden greater than 50% of income	3,315	565	80	0	3,960	1,665	880	575	575	3,695
Housing cost burden greater than 30% of income	920	1,600	800	65	3,385	775	1,650	2,515	2,515	7,455
Zero/negative Income	285	0	0	0	285	220	0	0	0	220

Data Source: 2016-2020 CHAS

Table 9 – Severe Housing Problems

	Renter					Owner				
	0-30% AMI	>30-50% AMI	>50-80% AMI	>80-100% AMI	Total	0-30% AMI	>30-50% AMI	>50-80% AMI	>80-100% AMI	Total
NUMBER OF HOUSEHOLDS										
Having 1 or more of four housing problems	4,135	1,020	500	110	5,765	1,945	1,365	1,120	120	4,550
Having none of four housing problems	1,755	2,480	2,290	905	7,430	1,590	3,225	6,050	3,370	14,235
Household has negative income, but none of the other housing problems	285	0	0	0	285	220	0	0	0	220

Data Source: 2016-2020 CHAS

Table 10 - Cost Burden > 30%

	Renter				Owner			
	0-30% AMI	>30-50% AMI	>50-80% AMI	Total	0-30% AMI	>30-50% AMI	>50-80% AMI	Total
NUMBER OF HOUSEHOLDS								
Small Related	2,235	1,425	495	4,155	1,055	1,145	1,625	3,825
Large Related	915	375	55	1,345	390	850	745	1,985
Elderly	1,270	285	150	1,705	895	595	410	1,900
Other	585	380	190	1,155	320	175	410	905
Total need by income	5,005	2,465	890	8,360	2,660	2,765	3,190	8,615

Data Source: 2016-2020 CHAS

Table 11 - Cost Burden > 50%

	Renter				Owner			
	0-30% AMI	>30-50% AMI	>50-80% AMI	Total	0-30% AMI	>30-50% AMI	>50-80% AMI	Total
NUMBER OF HOUSEHOLDS								
Small Related	1,805	355	35	2,195	875	395	330	1,600
Large Related	585	135	0	720	165	175	35	375
Elderly	980	140	35	1,155	510	260	45	815
Other	490	60	15	565	270	80	165	515
Total need by income	3,860	690	85	4,635	1,820	910	575	3,305

Data Source: 2016-2020 CHAS

Table 12 - Crowding Information

	Renter					Owner				
	0-30% AMI	>30-50% AMI	>50-80% AMI	>80-100% AMI	Total	0-30% AMI	>30-50% AMI	>50-80% AMI	>80-100% AMI	Total
NUMBER OF HOUSEHOLDS										
Single family households	615	270	215	195	1,295	205	320	295	60	880
Multiple, unrelated family households	115	135	150	65	465	60	165	215	35	475
Other, non-family households	0	0	0	0	0	0	0	0	4	4
Total need by income	730	405	365	260	1,760	265	485	510	99	1,359

Data Source: 2016-2020 CHAS

Table 13 - Households with children under the age of 6

	Renter				Owner			
	0-30% AMI	>30-50% AMI	>50-80% AMI	Total	0-30% AMI	>30-50% AMI	>50-80% AMI	Total
NUMBER OF HOUSEHOLDS								
Households with children 6 years of age or younger present	1,775	1,405	1,395	4,575	805	1,010	1,565	3,380

Data Source: 2016-2020 CHAS

Map 1 - Households with Extremely Low-Income and Severe Cost Burden

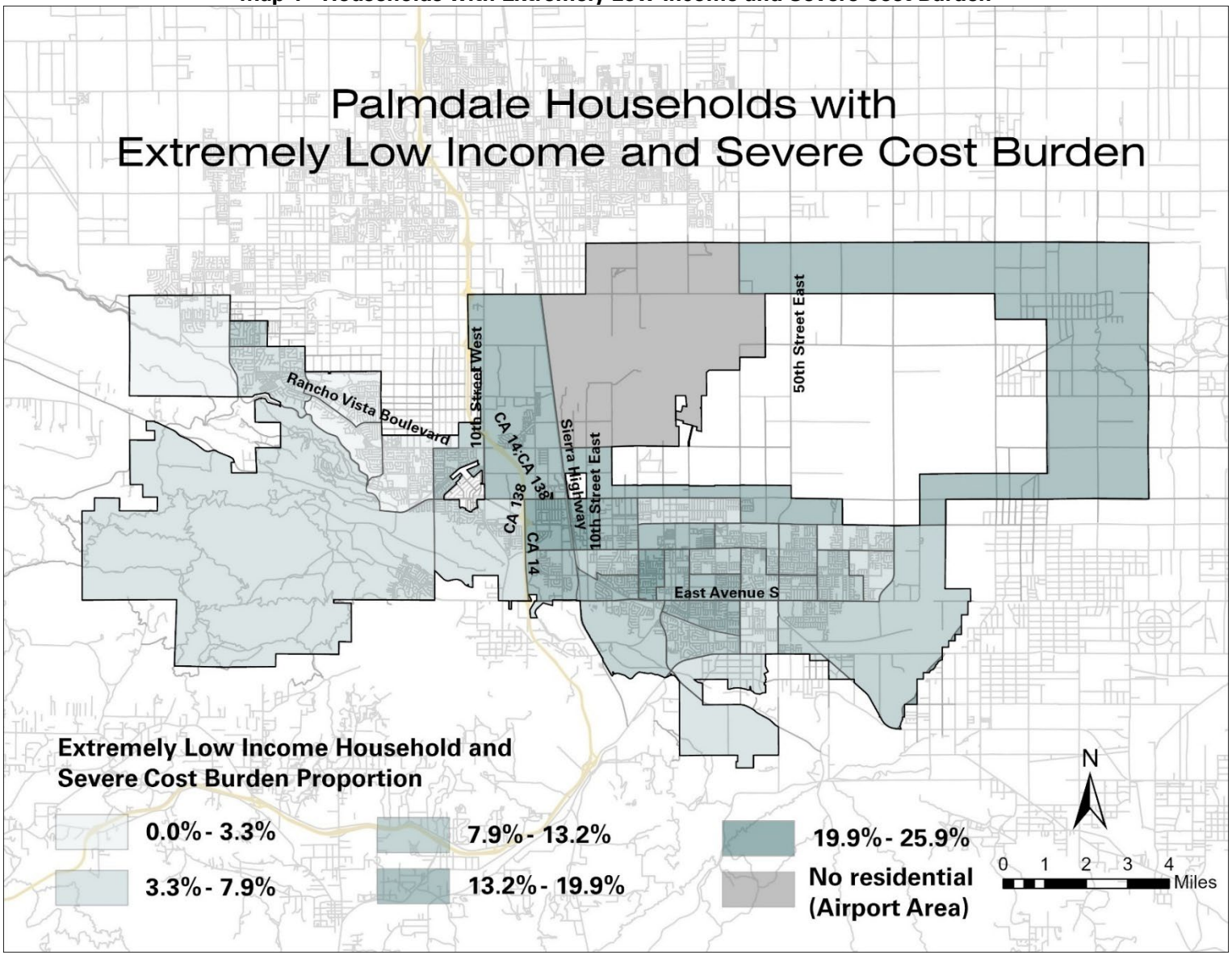

Source: 2016-2020 CHAS Data

Map 2 - Households with Low-income and Severe Cost Burden

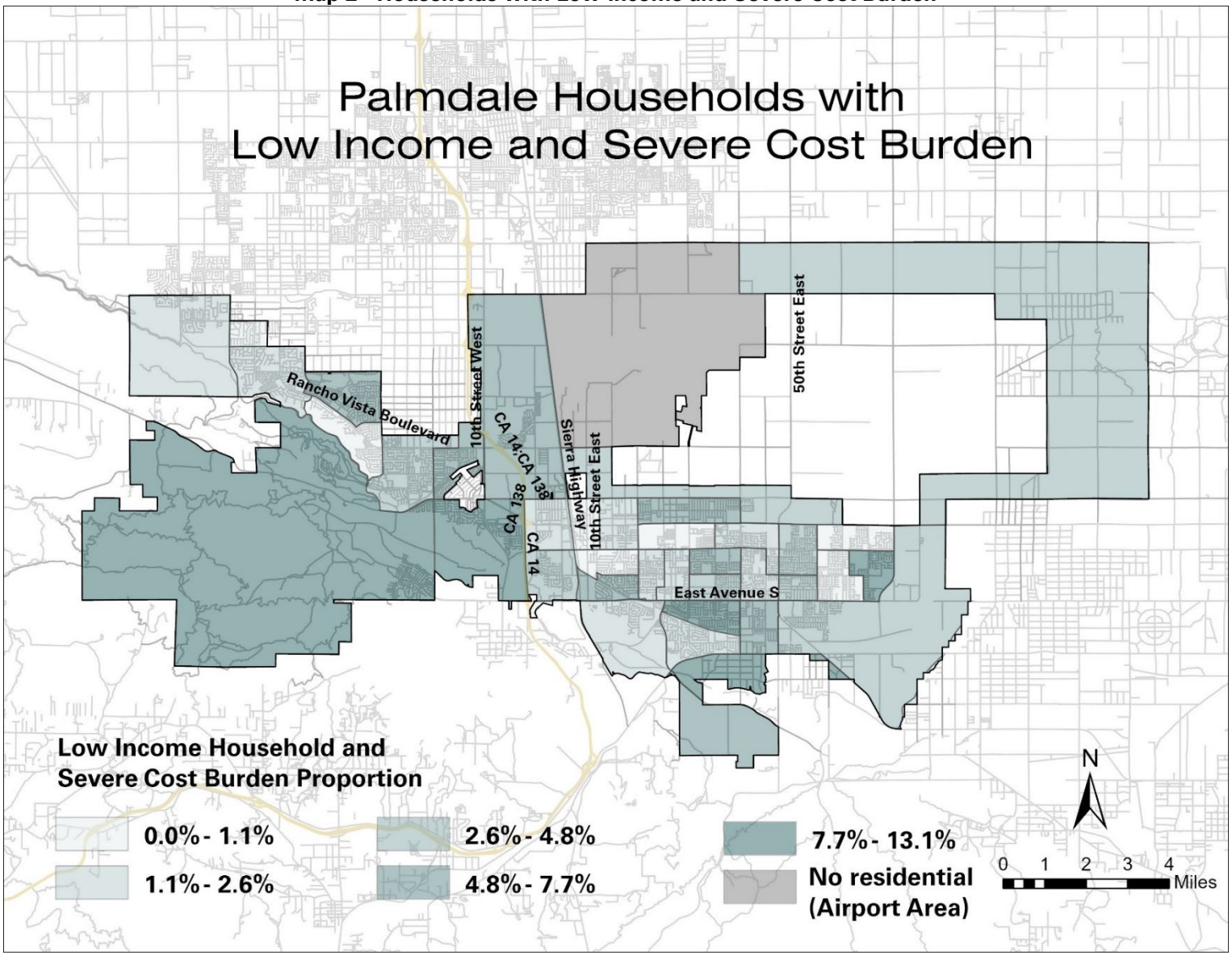

Source: 2016-2020 CHAS Data

Map 3 - Households with Moderate-Income and Severe Cost Burden

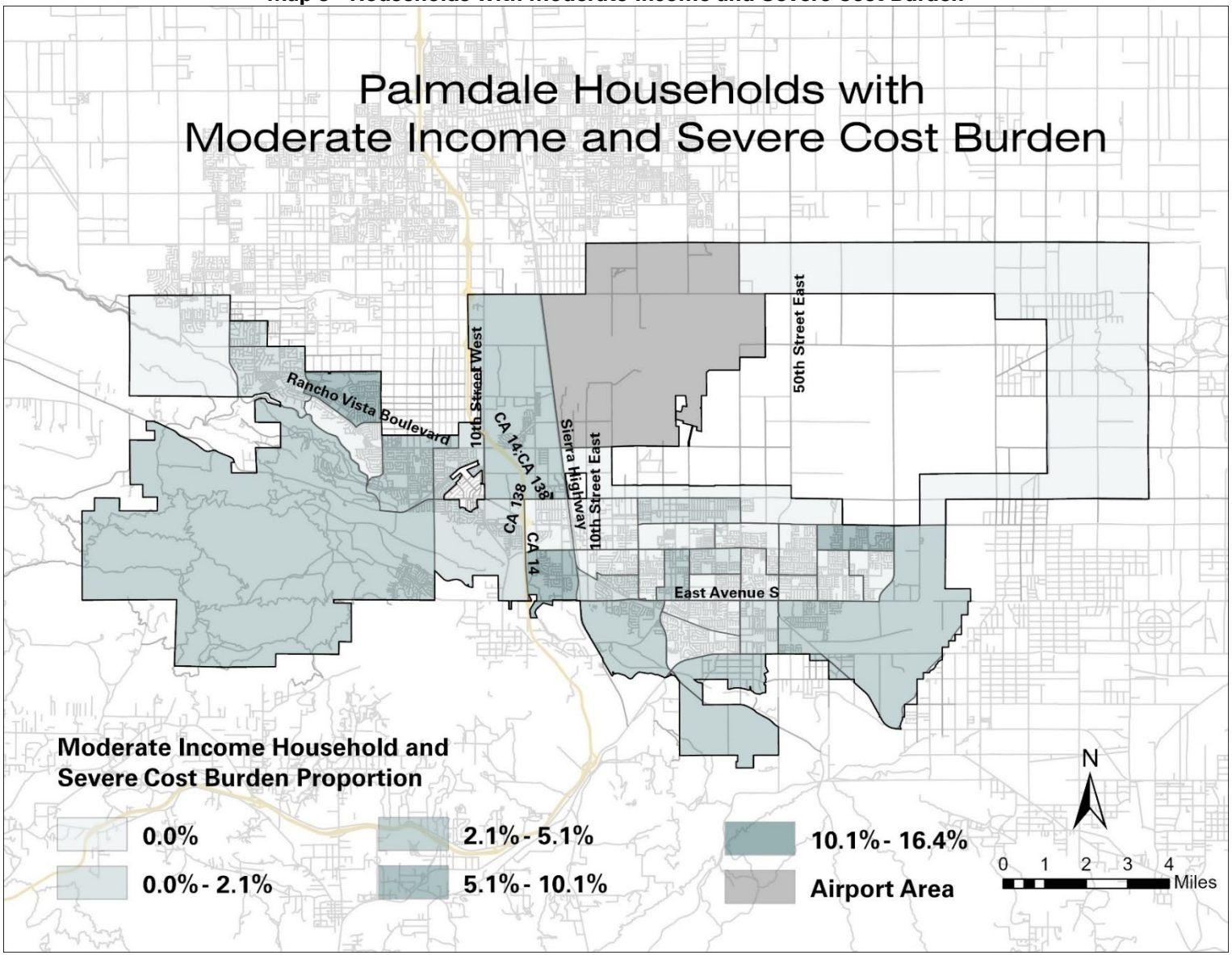

Source: 2016-2020 CHAS Data

Describe the number and type of single-person households in need of housing assistance.

The precise number of single-person households in need of housing assistance is not available. According to the 2016–2020 five-year ACS estimates, there were 6,495 single-person households in 2020, approximately four percent of whom were aged 65 or older.

Typically, it is presumed that a household needs housing assistance if it experiences one or more housing problems and has income at or below 80 percent AMI. Tables 5 and 6 provide data on the types of households impacted by housing cost burden. "Other" households are defined as nonfamily and nonelderly, a category that includes single persons. Elderly households include elderly families include:

1. Elderly families with two or more persons aged 62 and over.
2. Elderly nonfamilies with one or two persons, at least one of whom is aged 62 or over.

According to CHAS 2016–2020 estimates, 980 "other" and 1,635 elderly households in this income range spend 30-50 percent of their income on housing costs. Additionally, 2,060 "other" and 3,605 elderly households, spend more than 50 percent of their income on housing costs.

Estimate the number and type of families in need of housing assistance who are disabled or victims of domestic violence, dating violence, sexual assault, and stalking.

Domestic and dating violence, assault, and stalking are not always reported. According to the 2022 National Crime Victimization Survey, only 53 percent of all domestic violence events and 21 percent of rapes/sexual assaults were reported to the police. The State of California Department of Justice maintains statistics on domestic violence calls to local law enforcement statewide by jurisdiction (openjustice.doj.ca.gov). In 2023, 1,111 calls related to domestic violence were made from Palmdale. Of these incidents:

- 839 involved a weapon
- 17 involved a firearm
- 18 involved a knife or cutting instruments
- 61 involved other dangerous weapons
- 743 involved personal weapons (i.e., feet or hands)

There were at least 1,111 times during 2023 when a household was in need of some type of domestic violence services. In households where physical violence occurred, it is possible that at least one member of the household needed to relocate to escape recurring violence. These households may include children. Victims of domestic violence suffer in many ways including economically, which impacts access to safe and affordable permanent housing. What are the most common housing problems?

The most common housing problems in the City affecting households with income at or below 80 percent AMI are housing cost burden greater than 30 percent of income, followed by overcrowding and severe overcrowding. Table 8 indicates nearly 56 percent of households in this income range experience a housing cost burden, while almost 10 percent live in overcrowded and severely overcrowded conditions. This includes 8,606 owner and 7,280 renter households that are cost burdened. Overcrowding and severe overcrowding affect 2,755 households, including 1,490 renter households and 1,265 owner households.

Figure 2 - Most Prevalent Housing Problems

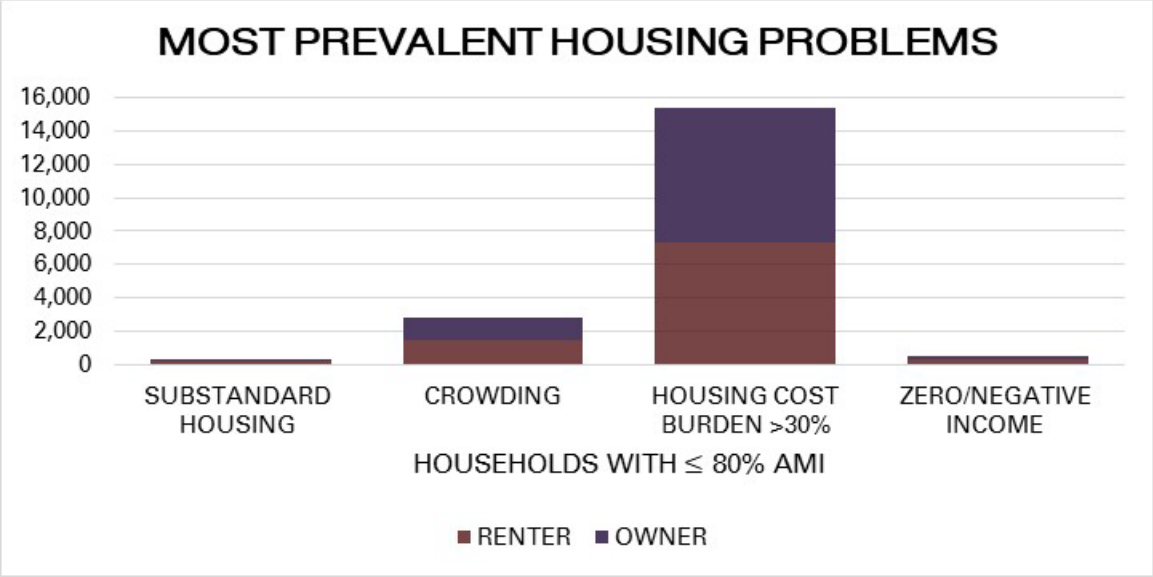

Data Source: 2016-2020 CHAS

Are any populations/household types more affected than others by these problems?

Small related households with low- and moderate-incomes are most affected by housing cost burden, while single family renter households are most affected by overcrowding. The number of cost burdened and severely cost burdened households is shown in Table 10 and Table 11.

Approximately 33 percent of households earning up to 80 percent AMI (9,035 households) carry a housing cost burden of 30 to 50 percent. Of these households 5,310 are owners and 3,725 are renters. The most affected types of owner households are small related, followed by large related, elderly and "other." The most affected types of renter households are small related, followed by large related, "other," and elderly.

Approximately 29 percent of households (7,940 households) at the same income level carry a severe cost burden of over 50 percent of their income. Of these households 4,636 are renters and 3,305 are owners. The most affected types of renter households are small related, followed by elderly, large related, and "other." The most affected types of owner households are small related, followed by elderly, "other," and large related.

Describe the characteristics and needs of low-income individuals and families with children (especially extremely low-income) who are currently housed but are at imminent risk of either residing in shelters or becoming unsheltered 91.205(c)/91.305(c)). Also discuss the needs of formerly homeless families and individuals who are receiving rapid re-housing assistance and are nearing the termination of that assistance.

Extremely low - and low-income households with one or more housing problems are presumed to be unstably housed, indicating that they are at risk of homelessness. Those with one or more housing problems at this income level are highly sensitive to adverse events. The greatest concentrations of unstably housed households are among small related renter households with a housing cost burden greater than 50 percent of their household income and single family renter households living in overcrowded conditions.

There are 17,520 households in Palmdale earning up to 50 percent AMI, representing 41 percent of all households. Within this income range, small related households are the most impacted by severe housing cost burden, followed by elderly, large related, and "other." Notably, 1,100 single family renter households are living in overcrowded conditions.

Figure 3 - Households With 30-50% and >50% Cost Burden

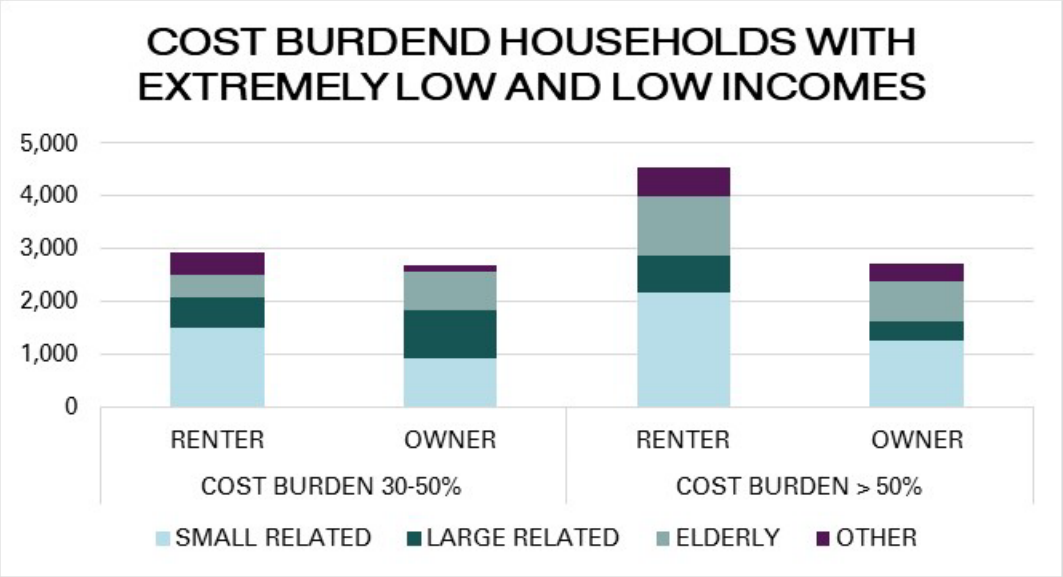

Data Source: 2016-2020 CHAS

As described in the Market Analysis, rental housing costs have risen steadily over the past ten years – creating more pressure on extremely low-income households. The ACS data shows the median contract rent in Palmdale increased 24 percent from 2010 to 2020. As rental prices continue to rise throughout Los Angeles County, the pressure on extremely low-income households will continue to increase.

Rapid rehousing programs may help homeless individuals and families; however, unless a housing unit is within a subsidized affordable housing development, formerly homeless families and individuals receiving rapid rehousing assistance face considerable uncertainty regarding their monthly housing costs and ability to remain stably housed once the assistance contract ends. As the assistance period nears its end, securing alternative housing remains difficult for the same reasons it was before homelessness – high housing costs and the potential impact of an eviction record.

If a jurisdiction provides estimates of the at-risk population(s), it should also include a description of the operational definition of the at-risk group and the methodology used to generate the estimates.

The assessment of at-risk populations described in the foregoing paragraphs in this Consolidated Plan is based on ACS and CHAS data using HUD definitions for household types and housing problems, supplemented by available local data for certain groups specified by HUD, such as households with children and victims of domestic violence, dating violence, sexual assault, and stalking.

Specify particular housing characteristics that have been linked with instability and an increased risk of homelessness.

There are 4,550 renter households who earn at most 50 percent-AMI and are severely cost burdened, according to the CHAS data (see Table 6). Of these households:

- 2,160 are small, related households with four or fewer members
- 720 are large, related households with five or more members
- 1,120 are elderly households with one or more members over the age of 62
- 550 are other households

These extremely low- and low-income households are considered the most at risk of becoming homeless.

Discussion

Of households with incomes up to 50 percent AMI, 37 percent are cost burdened renters, and six percent are overcrowded and severely overcrowded renters. Of households with incomes up to 30 percent AMI, 55 percent are severely cost burdened renters and eight percent are severely overcrowded renters. These households are presumed to be at risk of becoming homeless. To the greatest extent feasible, options should expand access to affordable housing for severely cost burdened and crowded renter households earning less than or equal to 50 percent AMI. This is one of many strategies to prevent homelessness.

NA-35 Public Housing

Introduction

The Los Angeles County Development Authority (LACDA) is the public housing authority of Los Angeles County. LACDA pursues its mission "to promote adequate and affordable housing, economic opportunity, and a suitable living environment free from discrimination." The majority of LACDA's public housing is in the form of housing choice vouchers (HCVs).

LACDA offers a range of programming to meet the housing needs of the most vulnerable populations in the County. LACDA provides a homeless admissions preference countywide which includes 30 percent of vacant general occupancy public housing units available at the beginning of each program year. Additionally, since 2016 all South Scattered Site family vacancies are first offered to homeless applicants in coordination with the Los Angeles Homeless Services Authority (LAHSA). In the tables below Special Purpose Vouchers include Veterans Affairs Supportive Housing (VASH), Family Unification Program, and Disabled data includes Non-Elderly Disabled, Mainstream One-Year, Mainstream Five-year, and Nursing Home Transition

Table 14 - Public Housing by Program Type

Program Types								
	Mod-Rehab	Public Housing	Vouchers					
			Total	Project - based	Tenant - based	Special Purpose Voucher		
						VASH	Family Unification	Disabled*
Units vouchers in use	253	2,883	21,087	47	20,550	268	164	59

Data Source: PIC (PIH Information Center) *

Table 15 - Characteristics of Public Housing Residents by Program Type

Program Types							
	Mod-Rehab	Public Housing	Vouchers				
			Total	Project - based	Tenant - based	Special Purpose Voucher	
						VASH	Family Unification
Average Annual Income	14,341	13,522	14,839	15,746	14,816	14,829	17,842
Average length of stay	6	8	8	0	8	0	6
Average Household size	3	2	2	2	2	1	4
Homeless at admission	0	0	184	0	42	142	0
Elderly (>62)	48	1,138	6,753	15	6,670	38	2
Disabled Families	40	534	4,416	17	4,269	83	16
Accessibility requests	253	2,883	N/A	N/A	N/A	N/A	N/A
HIV/AIDS	No data	No data	No data	No data	No data	No data	No data
DV victims	No data	No data	No data	No data	No data	No data	No data

Data Source: PIC

Table 16 - Race of Public Housing Residents by Program Type

Program Types								
Race	Mod-Rehab	Public Housing	Vouchers					
			Total	Project - based	Tenant - based	Special Purpose Voucher		
						Veterans Affairs Supportive Housing	Family Unification Program	Disabled*
White	148	1,710	10,344	33	10,071	80	120	40
Black/ African American	60	1,035	8,432	12	8,188	179	38	15
Asian	8	120	2,181	1	2,173	3	1	3
American Indian/ Alaska Native	No data	11	76	1	67	6	2	
Pacific Islander	37	7	54	No data	51	No data	2	1
Other	No data	No data	No data	No data	No data	No data	No data	No data

Data Source: PIC

Table 17 - Ethnicity of Public Housing Residents by Program Type

Program Types								
Ethnicity	Mod-Rehab	Public Housing	Vouchers					
			Total	Project - based	Tenant - based	Special Purpose Voucher		
						VASH	Family Unification Program	Disabled*
Hispanic	124	1,121	7,293	11	7,122	40	105	15
Not Hispanic	129	1,762	12,794	36	12,428	228	58	44

Data Source: PIC

Section 504 Needs Assessment: Describe the needs of public housing tenants and applicants on the waiting list for accessible units.

Section 504 of the Rehabilitation Act of 1973 prohibits discrimination based on disability in any program or activity that is conducted by federal agencies or that receives financial assistance from a federal agency. A housing provider may not deny or refuse to sell or rent to a person with a disability and may not impose application or qualification criteria, rental fees, or sales prices and rental or sales terms or conditions that are different than those required of or provided to persons who are not disabled. Further, housing providers may not require people with disabilities to live only on certain floors, or to all live in one section of the housing. Housing providers may not refuse to make repairs and may not limit or deny someone with a disability access to recreational and other public and common use facilities, parking privileges, cleaning or janitorial services or any services that are made available to other residents. LACDA provides reasonable accommodation in all housing programs, which can be requested at any time.

In the fiscal year 24-25 Annual Plan to HUD LACDA reported approximately 25 percent of the Section 8 waitlist were elderly and 31 percent were disabled and approximately 60 percent of those on the public housing waitlist were elderly and 12 were non-elderly people with disabilities. The senior only site-based waiting lists were opened on February 10, 2020. None of these properties are in Palmdale.

Most immediate needs of residents of Public Housing and Housing Choice voucher holders.

The most pressing need for HCV holders is affordable housing. This is evidenced by the long wait time for housing. In the fiscal year 24-25 Annual Plan to HUD, LACDA reported there were 4,830 applicants on the waitlist and that wait times can be as long as 16 years. It should be noted that this does not include special admissions. The public housing program has a waitlist of 4,277 unduplicated applicants and the wait time is three to five years depending on the size of the household.

How do these needs compare to the housing needs of the population at large?

The needs experienced by LACDA clients residing in Palmdale are like the needs of very low-income and low-income households throughout the City.

Discussion

LACDA implements a variety of strategies to address the need for affordable housing. The core strategies include maximizing affordable housing opportunities through continuous program and management improvement and leveraging additional resources by working with the County's Affordable Housing and CDBG and HOME units.

NA-40 Homeless Needs Assessment

There are four federally defined categories by which individuals and families are considered homeless:

1) Literally Homeless – An individual or family:
    a. Living unsheltered on the streets;
    b. Living in a vehicle or other place not meant for habitation;
    c. Living in an emergency shelter or transitional housing program, including a motel/hotel paid by a charitable organization or government program; or
    d. Exiting an institution (resided 90 days or less and previously resided in one of the two items listed above).
2) Imminent Risk of Homelessness – An individual or family imminently losing their housing:
    a. Housing will be lost within 14 days; and
    b. Has no subsequent residence; and
    c. Lacks the resources and support network.
3) Homeless Under other Federal Statutes – An unaccompanied youth under the age of 25 or families with children and youth, who do not otherwise qualify as homeless under this definition, but who do meet all of the following:
    a. Are defined as homeless under Section 387 of the Runaway and Homeless Youth Act (42 U.S.C. 5732a), Section 637 of the Head Start Act (42 U.S.C. 9832), Section 41403 of the Violence Against Women Act of 1994 (42 U.S.C. 14043e-2), Section 330(h) of the Public Health Service Act (42 U.S.C. 254b(h)), Section 3 of the Food and Nutrition Act of 2008 (7 U.S.C. 2012), Section 17(b) of the Child Nutrition Act of 1966 (42 U.S.C. 1786(b)), or Section 725 of the McKinney-Vento Homeless Assistance Act (42 U.S.C. 11434a);
    b. Have not had a lease, ownership interest, or occupancy agreement in permanent housing at any time during the 60 days immediately preceding the date of application for homeless assistance;
    c. Have experienced persistent instability as measured by two or more moves during the 60-day period immediately preceding the date of applying for homeless assistance; and
    d. Can be expected to continue in such status for an extended period of time because of chronic disabilities, chronic physical health or mental health conditions, substance addiction, histories of domestic violence or childhood abuse (including neglect), the presence of a child or youth with a disability, or two or more barriers to employment, which include the lack of a high school degree or General Education Development (GED), illiteracy, low English

proficiency, a history of incarceration or detention for criminal activity, and a history of unstable employment.

4) Fleeing or Attempting to flee Domestic Violence – An individual or family:
    a. Fleeing or attempting to flee domestic violence situation, dating violence, sexual assault, stalking, or other dangerous or life-threatening conditions that relate to violence against the individual or a family member; and
    b. Has no subsequent residence; and
    c. Lacks the resources and support network.

According to the *2024 Annual Homeless Assessment Report* (AHAR) to Congress, during the PIT Count in January 2024, California had the highest number and rate of unsheltered homeless population in the Country. Twenty-eight percent of the nation's homeless population was reported in California. More than half of all the nation's homeless individuals are concentrated in three states: California (24 percent), New York (20 percent), and Washington (four percent). The rate of homelessness in California increased by three percent from 2023 to 2024, and 35 percent from 2007 to 2024.

The Los Angeles Homeless Services Authority (LAHSA) is governed by a politically appointed 10-member Commission. The Commission has the authority to make budgetary, funding, planning, and program policies. LAHSA staffs and administers the Los Angeles County Continuum of Care (LA CoC), the Coordinated Entry System, distribution of funds, the homeless count, and more.

Annually, the LASHA conducts a PIT Count to create a census of unsheltered and sheltered individuals experiencing homelessness. Since 2020, the rate of homelessness experienced by children under the age of 18 has decreased 16 percent, from 7,491 to 6,277 children. The rate of homelessness experienced by transitionally aged youth, those 18 to 24, was 27 percent below what it was in 2020. The rate of homelessness experienced by those over the age of 24 increased nearly 19 percent from 52,034 people to 61,847.

The number of people experiencing homelessness in Palmdale increased over 200 percent from the 2023 and 2024 PIT Count. In 2023, 177 people were counted by the PIT, which went up to 537 in 2024. The greatest increase was in the number of sheltered people living in homelessness which increased from 65 in 2023 to 362 in 2024.

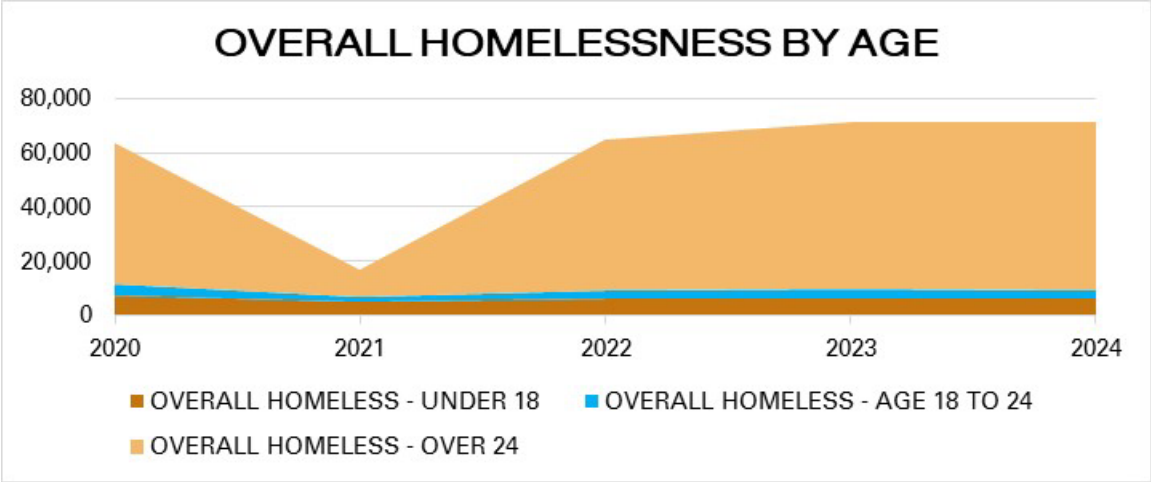

Data Source: HUD 2020-2024 Continuum of Care Homeless Assistance Programs
Homeless Populations and Subpopulations

Figure 4 – Overall Homelessness By Age

Table 18 – LA Coc Nature and Extent of Homelessness

Population	Homeless on a given night		Homeless each year			Days of homeless-ness
	Sheltered	Unsheltered	Experiencing	Becoming	Exiting	
Persons in households with adults and children	7,862	2,845	NA	NA	NA	NA
Persons in households with only children	13,793	46,592				
Persons in households with only adults	37	72				
Chronically homeless individuals	5,349	24,474				
Chronically homeless families	281	234				
Veterans	957	2,034				
Unaccompanied Child	37	69				
Persons with HIV/AIDS	381	882				

Data Source: 2024 County Homeless Count & Survey Report
Jurisdiction Has No Rural Homeless

If data is not available for the categories "number of persons becoming and exiting homelessness each year" and "number of days that persons experience homelessness", then describe these categories for each homeless population type (including chronically homeless individuals and families, families with children, veterans and their families, and unaccompanied youth).

A homeless individual or family is classified as chronically homeless if they have been living in an emergency shelter or in an unsheltered location with a disabling condition and are continuously homeless for a year or more or have had at least four episodes of homelessness in the past three years. The 2024 PIT Count shows that on January 24, in the LA CoC 281 sheltered and 234 unsheltered individuals were chronically homeless.

Families with children include at least one household member aged 18 or over and at least one household member under 18 years of age. According to the 2024 PIT Count in Los Angeles County, there were 10,707 people experiencing homelessness in households with at least one adult and one child; 7,862 people living in emergency or transitional shelters; and 2,845 people living in unsheltered conditions and in urgent need of housing assistance.

Veterans are people who have served on active duty in the Armed Forces of the United States. This does not include inactive military reserves or the National Guard unless the person was called to active duty. The PIT count revealed 957 veterans who were sheltered and homeless and 2,034 veterans who were unsheltered and homeless in the LA CoC.

Countywide unaccompanied youth, individuals under the age of 18 years old, are presumed to be emancipated if they are unsheltered without an adult. According to the PIT count, there were 106 unaccompanied youth who were homeless, consisting of 37 sheltered and 69 unsheltered children. Among unaccompanied transitionally aged youth, ages 18 to 24 who were homeless, 1,267 were sheltered and 1,033 unsheltered.

Furthermore, the PIT counts subpopulations living with severe mental illness, HIV/AIDS, chronic substance abuse, and victims of domestic violence. Throughout the LA CoC

- 15,666 people living in homelessness also had severe mental illness, and of those people, 11,263 were unsheltered.
- 1,263 homeless individuals living with HIV/AIDS, of whom 882 were unsheltered.
- 6,800 individuals experiencing homelessness had also experienced domestic violence, and 14,946 of those individuals were unsheltered.

Table 19 – Nature and Extent of Homelessness

Race	Sheltered	Unsheltered (optional)
American Indian, Alaska Native, or Indigenous	160	896
Asian or Asian American	283	644
Black, African American, or African	8,693	12,467
Hispanic/Latina/e/o Only	3,175	19,928
Middle Eastern or North African	11	84
Native Hawaiian or Other Pacific Islander	93	195
White	3,320	11,585
Hispanic and One or More Race	5,725	2,053
Non-Hispanic and Multiple Race	232	1,657

Data Source: HUD 2024 Continuum of Care Homeless Assistance Programs Homeless Populations and Subpopulations

Estimate the number and type of families in need of housing assistance for families with children and the families of veterans.

According to the PIT Count in Los Angeles County, there were 10,707 people in households with at least one adult and one child, comprised of 7,862 sheltered and 2,845 unsheltered people in urgent need of housing assistance.

The 2024 PIT Count revealed in Los Angeles County 957 sheltered veterans and 2,034 unsheltered veterans. It is unclear how many unique families are represented in these numbers. In the universe of homeless individuals, it is not clear how many are families of deceased or estranged veterans.

Describe the Nature and Extent of Homelessness by Racial and Ethnic Group.

The 2024 PIT Count found most people experiencing homelessness in Los Angeles County identied racially and ethnically as Hipanic/ Latina/e/o Only, followed by Black, African American or African, White, Hispanic and One or More Race, Non-Hispanic and Multiple Races, American Indian, Alaska Native, or Indiginous, Asian or Asian American, Native Hawaiian or Other Pacific Islander, and Middle Eastern or North African.

Describe the Nature and Extent of Unsheltered and Sheltered Homelessness.

The 2024 PIT Count shows that on January 24, throughout Los Angeles County most people experiencing homelessness were unsheltered. Of 71,201 homeless individuals almost 70

percent were unsheltered. Unsheltered chronically, homeless people accounted for 49 percent of all homeless individuals. Among those who were reported as being homeless and unsheltered, 30 percent were living with chronic substance abuse; 23 percent faced severe mental health issues; and 11 percent had experienced domestic violence.

Discussion

The PIT Count results from January 24, 2024 and January 25, 2023, show the overall number of people experiencing homelessness in the City of Palmdale increased over 200 percent from 177 to 537.

NA-45 Non-Homeless Special Needs Assessment

Introduction

Special needs populations consist of persons who are not homeless, but due to various reasons require services and supportive housing. Persons with special needs include the elderly, frail elderly, severely mentally ill, developmentally disabled, physically disabled, persons with alcohol or other drug addictions, persons with HIV/AIDS, and victims of domestic violence. The City will consider allocating CDBG funds to public services for special needs populations, including victims of human trafficking and individuals with PTSD or other needs.

Describe the characteristics of special needs populations in your community.

Elderly and Frail Elderly

HUD defines elderly as a person who is 62 years of age or older. A frail elderly person is an elderly person who is unable to perform at least three "activities of daily living" including eating, bathing, grooming, or home management activities. Generally, elderly people have lower incomes than the population at large. Based on 2016-2020 CHAS data of the 13,390 households containing at least one elderly person in Palmdale, 69 percent, 9,270 households, earn less than 80 percent of the AMI and may require public services to continue to live independently. ACS data from the same period shows 10,497 residents of Palmdale aged 65 and above have a disability. Of those people, 41.5 percent have ambulatory difficulty, 33 percent have independent living difficulty, and 21 percent have self-care difficulty.

Persons with Disabilities

HUD defines a disabled person as having a physical or mental impairment that substantially limits one or more major life activity. The obstacle to independent living for these adults is not only their disability, but also the lack of financial resources, often related to limited employment. Additionally, persons with disabilities have high health care costs, are dependent on supportive services, and may require accessibility modifications to accommodate their disability. The 2021, 1-year ACS estimate, of the total Civilian Noninstitutionalized Population age 18 and to 64 in Palmdale 3,185 have a disability and are employed; 808 have a disability and are unemployed; and 6,257 have a disability and are not part of the labor force.

Alcohol and Other Drug Addictions

The Los Angeles County Department of Public Health calculates in the August 2023 SAPC Data Brief there are over 1.4 million people, or 16.5 percent of the population, aged 12 and over with a substance use disorder. Of those people, only 35,130 are in publicly funded

treatment. Some of those in need may be able to access private treatment. However, this is expensive and beyond the means of many households, and there is limited capacity in private treatment facilities as well. Approximately 98 percent of people in Los Angeles County with substance use disorder are not receiving publicly funded treatment. There is an indicated need for improved access to treatment.

The Substance Abuse and Mental Health Services Administration (SAMHSA) is a federally funded institution established to disseminate information on mental disorders, including data on prevalence. Prevalence data is collected through the National *survey* on Drug Use and Health (NSDUH) and is calculated for a two-year period. Unfortunately, the Coronavirus Pandemic disrupted the method of survey delivery, which has disrupted the data series. The most recent data set for the 2021-2022 period is only available at the state level.

Rates of substance use disorder, mental illness, serious mental illness, and receipt of mental health treatment have increased among Californians ages 18 to 25, and 26 and over, since the pandemic, and there is a higher prevalence in the younger age segment than the older group. Any mental illness and serious mental illness do not include developmental, or substance use disorders. *survey* results from 2021-2022 show the following.

18- to 25-year-olds

- 34.35 percent had any mental illness
- 12.08 percent had serious mental illness
- 21.56 percent received mental health treatment in the past year
- 27.24 percent had substance use disorder

26-year-olds and over

- 20.31 percent had any mental illness
- 4.66 percent had serious mental illness in the past year
- 17.08 percent received mental health treatment in the past year
- 16.58 percent had substance use disorder

HIV/AIDS

Human Immunodeficiency Virus (HIV) weakens the immune system by destroying important cells that fight disease and infection. Acquired Immune Deficiency Syndrome (AIDS) is the final stage of HIV. The Center for Disease Control (CDC) Atlas Plus program reported in Los Angeles County, an estimated 1,600 individuals were newly diagnosed during 2022 (https://www.cdc.gov/nchhstp/atlas/index.htm, accessed November 2024). New HIV diagnoses were most concentrated among people 25-34 years of age. For persons living with HIV/AIDS, access to affordable housing, supportive services, and quality health care is important to maintaining their health and well-being.

Victims of Domestic Violence

Domestic violence, assault, and stalking are often not reported. According to the 2022 National Crime Victimization survey, only 53 percent of all domestic violence events and 21 percent of rapes and sexual assaults were reported to the Police. Domestic Violence includes but is not limited to, felony or misdemeanor crimes of violence committed by a current or former spouse of the victim or by a person who is cohabitating with or has cohabited with the victim. In 2022, a total of 962 calls related to domestic violence were made from Palmdale (openjustice.doj.ca.gov, accessed March 2025). In 2023, 1,111 calls related to domestic violence were made from Palmdale. Of these incidents:

- 839 involved a weapon
- 17 involved a firearm
- 18 involved a knife or cutting instruments
- 61 involved other dangerous weapons
- 743 involved personal weapons (i.e., feet or hands)

What are the housing and supportive service needs of these populations and how are these needs determined?

Supportive services required for special needs populations include case management, medical or psychological counseling and supervision, childcare, transportation, and job training provided for the purpose of facilitating an individual's stability and independence. To determine the level of need and types of services needed by special needs populations, the City conducted a survey, consulted with local service providers, and reviewed ACS data.

In housing, accessibility modifications to accommodate persons with mobility disabilities may include, but are not limited to, wider doorways, no-step thresholds, installation of ramps, grab bars, lowered countertops, and accessible hardware.

The needs of residents with sensory disabilities are different from those with mobility disabilities. Individuals with hearing disabilities require visual adaptations for such items as the telephone ringer, doorbells, and smoke alarms. Residents who are blind may require tactile marking of changes in floor level and stair edges, as well as braille markings on appliances and controls. People with low vision may require large-print markings and displays, contrasting colors to distinguish changes in level or transition from one area to another, proper lighting, and reduced glare from lighting and windows.

For persons with special needs, the high cost of living in Los Angeles County makes it difficult to maintain a stable residence. Often these segments of the population rely on support services from various County nonprofit organizations to avoid becoming homeless or institutionalized.

Discuss the size and characteristics of the population with HIV/AIDS and their families within the Eligible Metropolitan Statistical Area.

According to the CDC, at the end of 2022, 1.2 million people in the United States had HIV; 35,716 were newly diagnosed in 2021 and that went up to 37,601 new diagnoses in 2022 (cdc.gov, accessed January 2025). In Los Angeles County, CDC data shows, the number of persons living with HIV has increased from 45,537 in 2013 to 50,991 in 2022. Of those diagnosed with HIV, 71 percent were in receipt of medical care and 63 percent had reached viral suppression. Viral load is an indicator of health and adherence to medication. A high viral load is indicative of illness. Viral load suppression (less than 200 copies/ml) is suggestive of improved health.

Figure 5 - HIV Prevalence

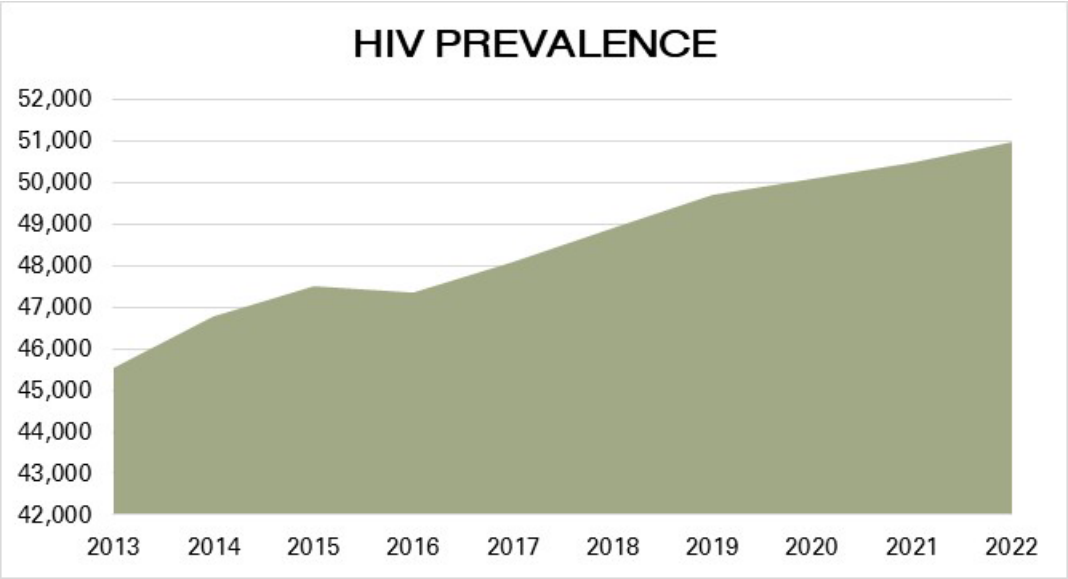

Data Source: CDC Atlas Plus

In 2021, there were 1,486 new HIV diagnoses in Los Angeles County. People aged 25-34 accounted for 39 percent, the greatest concentration of new cases. Of the newly diagnosed, 89 percent were male, of whom most identified racially/ethnically as Hispanic/Latino.

Discussion

In addition to the elderly, frail elderly, severely mentally ill, developmentally disabled, physically disabled, persons with alcohol and other drug addictions, persons with HIV/AIDS, and victims of domestic violence described above, two other subpopulations with special needs in Los Angeles County include victims of human trafficking and individuals with PTSD.

Human trafficking is a crime that involves forceful, fraudulent, or coercive methods of entrapping a person, real or perceived, to exploit them for financial gain. The exploitative

nature can come in the form of labor services, involuntary servitude, enslavement, debt bondage, or commercialized sex acts. Human trafficking is extremely difficult to track. There is no recent or reliable prevalence rate to report. In 2023, in California, the National Human Trafficking Hotline identified 1,128 cases of human trafficking, which involved 2,045 victims (https://humantraffickinghotline.org/ accessed January 2025). The most common type of human trafficking reported in California was sex trafficking.

The U.S. Department of State *Trafficking in Persons Report* published in July 2022, reports victims of human trafficking are found in every state in the country and trafficked from every country in the world. Victims of human trafficking in the United States are most frequently trafficked from within the United States, Mexico, and Honduras.

Posttraumatic Stress Disorder

The National Institute of Mental Health (NIMH) explains PTSD can "develop after exposure to a potentially traumatic event that is beyond a typical stressor". Potential inducing events may include but are not limited to, "violent personal assaults, natural or human-caused disasters, accidents, combat, and other forms of violence." Symptoms of PTSD can be debilitating. The U.S. Department of Veteran's Affairs National Center for PTSD recognizes the disorder impacts populations inside and outside of the military including families, children, and non-combatants. The National Center reports an estimated six percent of the population, eight percent of women and four percent of men, will have PTSD at some point in their lives. "Women are more likely to develop PTSD than men in part due to the types of traumatic events that women are more likely to experience – such as sexual assault—compared to men." Challenges these special needs populations and subpopulations face include low-income and high housing costs. This segment of the population also struggles for a decent quality of life that includes access to necessities, adequate food, clothing, and medical care.

Challenges these special needs populations and subpopulations face include low-income and high housing costs. This segment of the population also struggles for a decent quality of life that includes access to necessities, adequate food, clothing, and medical care.

Novel coronavirus COVID-19

COVID-19 caused a global pandemic. Its widespread impact on the US began in March 2020. In the following years, lives changed dramatically. The Coronavirus Aid, Relief and Economic Security (CARES) Act allocated funds to respond to the public health emergency through HUD. The City of Palmdale was awarded $1,932,895 CDBG-CV funds to assist low- and moderate-income individuals and families impacted by COVID. The national and global public health emergency status was lifted in May 2023; however, the virus is still present and active around the world.

NA-50 Non-Housing Community Development Needs

Describe the jurisdiction's need for Public Facilities.

City residents' benefit from improved public facilities, such as healthcare, childcare, homeless centers and libraries. CDBG public facility projects that meet eligibility requirements, align with a Strategic Plan goal and address a National Objective will be considered for funding in the five Annual Action Plans.

How were these needs determined?

The needs identified for public facilities were determined through community and stakeholder meetings and responses to the Community Needs Survey, and consultation with Parks and Recreation and Public Works Departments. Respondents to the Community Needs Survey gave the availability and condition of public facilities and infrastructure an average rating of 3.1 out of five stars.

Figure 6 - Community Need For Public Facilities

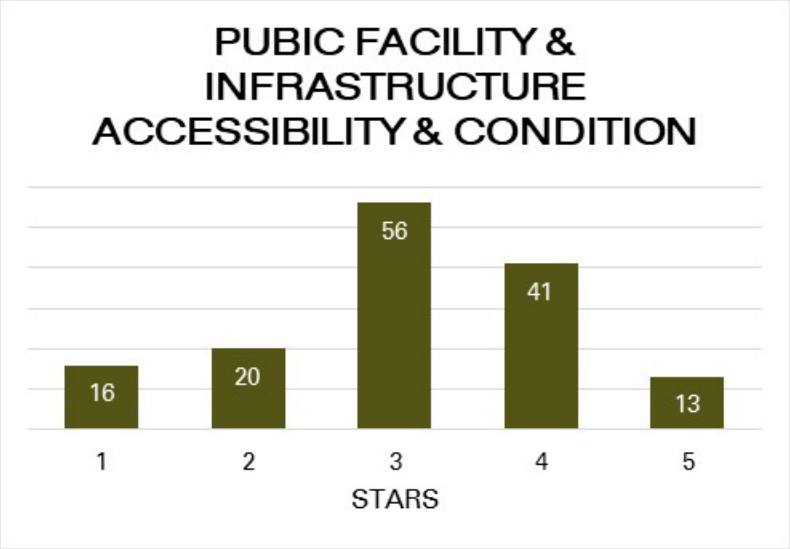

Data Source: Community Needs Survey

Describe the jurisdiction's need for Public Improvements.

City residents benefit from public improvements to infrastructure, such as street, sidewalk, drainage, and highspeed internet. The City will consider investing CDBG funds in an infrastructure improvement project should the need arise to modify existing infrastructure or install new infrastructure to support a project that benefits an identifiable segment of the population comprised of low- and moderate-income residents or residents presumed under HUD regulations to be low- and moderate-income. The City has and plans to continue investing in improved sidewalks to ease residents' connections with the services and amenities.

How were these needs determined?

The needs for public infrastructure improvements were identified through community meetings, public hearings, responses to the community needs survey, and consultations with the City of Palmdale's Parks and Recreation and Public Works Departments. As indicated above, respondents to the Community Needs Survey gave the availability and condition of public facilities and infrastructure an average rating of 3.1 stars out of five.

Describe the jurisdiction's need for Public Services.

There is a high need for public services in the City of Palmdale. Approximately 64 percent of households in the City have incomes at or below 80 percent of AMI. The provision of services at reduced or no cost expands choices available to residents with low- and moderate-incomes. The City anticipates allocating the maximum allowable amount of CDBG funds to public services in the coming five years.

How were these needs determined?

The needs for public services were identified through Community Meetings, Public Hearings, responses to the Community Needs Survey and consultation with nonprofit service providers. Community Needs Survey respondents rated the availability and quality of public services in Palmdale an average of 2.9 stars out of five. This is largely indicative of the availability of public services as the rate of need far exceeds the number of providers across a wide range of services.

Figure 7 - Community Need For Public Services

Data Source: Community Needs Survey

Housing Market Analysis

MA-05 Overview

Housing Market Analysis Overview

This section of the Consolidated Plan evaluates housing market conditions in Palmdale including housing supply, demand, condition, and cost. The housing stock in the Palmdale is rather homogenous, consisting of mostly single, detached structures. Owner households occupy 64 percent of units. The housing stock is relatively new; 80 percent were built since 1980.

The data shows the housing market in Palmdale is relatively tight and many households are experiencing a housing cost burden. According to the Zillow Home Value Index from February 2021 to February 2025, the median value for homes in Palmdale increased by 31 percent. ACS data shows median contract rent increased 24 percent from 2010 to 2020. While CHAS data indicates that there are enough housing units affordable to people with incomes up to 80 percent AMI, the surplus of units is minimal. There are only 1,068 more units affordable to households with income up to 80 percent AMI than there are households at that income level. Furthermore, there is no guarantee of which unit a household will occupy. This situation is not new. For many years monthly rent increased at a faster rate than household income. CHAS data shows 26 percent of households earning up to 80 percent AMI experience a housing cost burden greater than 50 percent of income.

Figure 8 - Change in Median Rent and Income

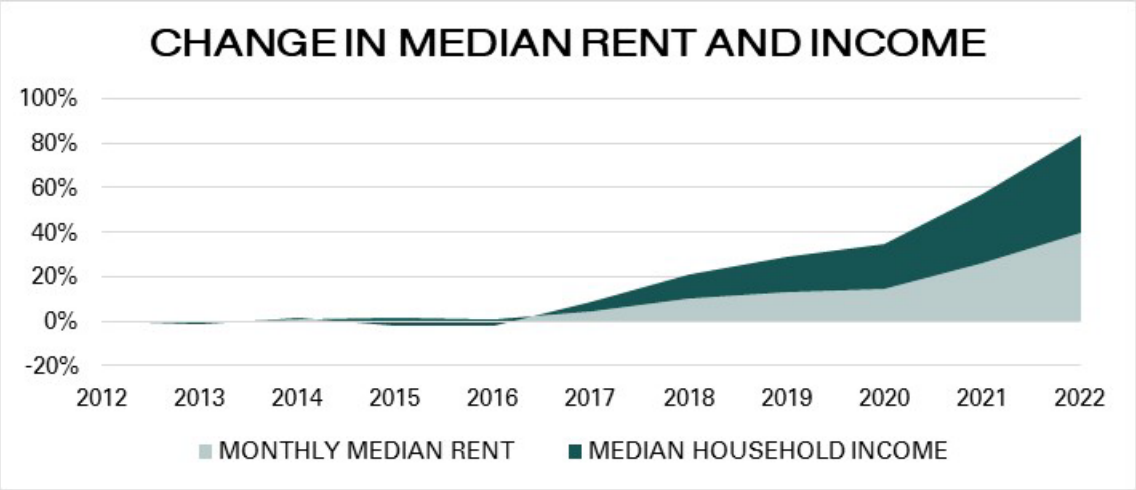

Source: 2016-2020 ACS

MA-10 Number of Housing Units

Introduction

According to 2016-2020 ACS data, 79 percent of the City's housing stock is comprised of single, detached-structures housing. Structures with five to 19 units represent the next greatest amount of housing at seven percent. Single, attached-structures comprise the smallest portion of the housing stock in the City at 54 percent.

Most housing units in Palmdale have two or three-bedrooms. In comparison, only five percent of housing units have one-bedroom. The tables below indicate the number of residential properties in the City by property type, unit size, and tenure.

Table 20 - Residential Properties by Unit Number

Property Type	Number	Percentage
1-unit detached structure	35,735	79%
1-unit, attached structure	563	1%
2-4 units	1,340	3%
5-19 units	2,980	7%
20 or more units	2,557	6%
Mobile Home, boat, RV, van, etc.	2,145	5%
Total	45,320	100%

Data Source: 2016-2020 ACS

Table 21 - Unit Size by Tenure

	Owners		Renters	
	Number	%	Number	%
No bedroom	214	1%	257	2%
1 bedroom	146	1%	2,101	14%
2 or 3 bedrooms	14,046	52%	9,330	60%
4 or more bedrooms	12,859	47%	3,734	24%
Total	27,265	100%	15,422	100%

Data Source: 2016-2020 ACS

Describe the number and targeting (income level/type of family served) of units assisted with federal, state, and local programs.

The City tracks the affordability status of 2,439 affordable housing units across 24 developments which were constructed or rehabilitated with HOME, Housing Set-Aside, Housing Bond, or tax credit funds as part of the *2021-2029 Housing Element*. Of those units 1,161 are family units, 492 are senior units, and 786 are units in mobile home parks.

Provide an assessment of units expected to be lost from the affordable housing inventory for any reason, such as expiration of Section 8 contracts.

HUD requires the City to analyze federal, state and locally assisted housing units that may be lost from the City's affordable housing stock. The expiration of affordability restrictions on government assisted rental units is the typical reason that affordable units convert to market rate and are "lost." Much of the housing at-risk of conversion from affordable housing to market rate housing is predominantly reserved for lower income households.

Use restrictions, as defined by state law, means any federal, state, or local statute, regulation, ordinance, or contract which as a condition of receipt of any housing assistance, including a rental subsidy, mortgage subsidy, or mortgage insurance, to an assisted housing development, establishes maximum limitations on tenant income as a condition of eligibility for occupancy.

Conversion Risk

According to the City's Housing Element 2021-2029, there are 2,439 publicly assisted rental units across 24 developments. The 48 family units at East 35th Street Apartments could potentially convert to market-rate rentals when the short-term Section 8 and long-term deed restrictions expire in 2025. However, the risk of this happening is relatively low, as there are ongoing project-based Section 8 rent subsidies, and all of the units are designated as affordable housing.

Preservation and Replacement Options

To maintain the existing affordable housing stock, the City may either attempt to preserve the existing assisted units or facilitate the development of new units. Each negotiation to preserve affordable units is unique in the sense that each project's ownership interests and economic needs will vary, and City resources may be insufficient to preserve all units when covenants do expire. Depending on the circumstances of each project that includes at-risk units, different options may be used to preserve or replace the units. Preservation options typically include: 1) transfer of units to nonprofit ownership; 2) provision of rental assistance to tenants using other funding sources; and 3) purchase of extended

affordability covenants. In terms of replacement, the most direct option is the development of new affordable units with long-term covenants.

Does the availability of housing units meet the needs of the population?

There is a significant need for additional owner and rental units of all sizes affordable to households earning up to 80 percent AMI, especially smaller units such as no-bedroom and one-bedroom units. Determining the exact number and size of units is challenging, as there is no guarantee regarding the size of the housing unit a household will occupy.

Describe the need for specific types of housing.

ACS data indicates that in 2020 there were 6,495 single-person households in Palmdale – 2,915 renters and 3,580 owners. Table 21 shows 2,718 no-bedroom and one-bedroom units in the City, 2,358 rental, 360 owner. The data suggests a potential need for more opportunities to purchase and rent small housing units.

Table 10 reports cost burden and illustrates the number and approximate size of households with incomes at or below 80 percent AMI living in housing units that are beyond their financial means. Elderly and "other" types include single-person households. There are 1,705 renter households, 1,900 owner-occupied elderly households, and 1,155 renter households along with 905 "other" households in Palmdale. The data also indicates there may be a need for more opportunities to purchase small housing units.

Discussion

For decades, California's housing market has been among the most expensive in the country, and those conditions persist today. Not only was renting expensive, but purchasing a home was also largely out of reach. In 2025 to afford median market rent for a two-bedroom rental unit in Palmdale a household needed to earn $41 per hour or work over 100 hours per week at minimum wage of $16.50 per hour, which equates to about two and a half full-time jobs. These calculations were made using the same method as the National Low-income Housing Coalition in the *Out of Reach* series and using market rate rent from Zumper. Market rate rents are significantly higher than fair market rents and more accurately reflect the experience low- and moderate-income households are facing.

Figure 9 – Minimum Wage Affordability



Data Source: 2025 Zumper Research & CA Minimum Wage Data

MA-15 Housing Market Analysis: Cost of Housing

One of the most important factors in evaluating a community's housing market is the cost of housing and its affordability for current and prospective residents. If housing costs are relatively high in comparison to household income, correspondingly high housing cost burden and overcrowding will typically occur.

Table 23 indicates the median home value and contract rent (not including utility or other associated costs). These values are self-reported by residents through the ACS Survey. ACS data shows median contract rent increased 24 percent from 2010 to 2020. Median home values have increased significantly since the last Consolidated Planning process. In 2020, according to ACS data, median home values in Palmdale were nine percent over what they had been in 2010, during the mortgage-backed securities housing foreclosure crisis. According to the Zillow home value index, value increased 31 percent from $392,387 in February 2021 to $512,675 in February 2025.

Figure 10 - Median Home Value

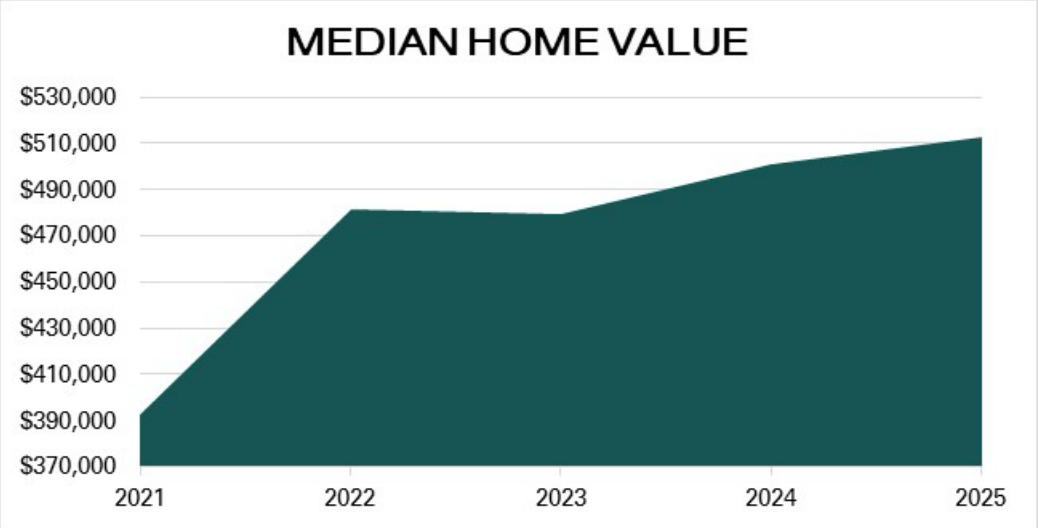

Data Source: 2021-2025 Zillow Home Value Index Research

Based on the reported housing costs, the Housing Affordability Table indicates the number of units currently affordable to households at different levels of income. It is important to note that simply because a unit is affordable to residents at that income level, it does not necessarily mean that a household at that income level is occupying the unit.

Table 22 - Rental Housing Costs

Rental Housing Cost by Bedroom	2023	2024	2025	% Change
1-bedroom	$1,600	$1,600	$1,575	-1.6%
2-bedroom	$2,200	$2,074	$1,999	-9.1%
3-bedroom	$2,695	$2,700	$2,850	5.8%

Data Source: Zumper Research (accessed April2025)

Table 23 - Cost of Housing

Cost of Housing	2010	2020	% Change
Median Home Value	277,700	302,800	9%
Median Contract Rent	1078	1,333	24%

Data Source: 2010, 2016-2020 ACS (Most Recent Year)

Table 24 - Rent Paid

Rent Paid	Number	%
Less than $500	749	5.11%
$500-999	2,913	19.88%
$1,000-1,499	5,160	35.21%
$1,500-1,999	3,810	26.00%
$2,000 or more	2,023	13.80%
Total	14,655	100%

Data Source: 2016-2020 ACS

Table 25 - Monthly Rent

# of Bedrooms	Efficiency (none) ($)	1 ($)	2 ($)	3 ($)	4 ($)
Fair Market Rent	1,777	2,006	2,544	3,263	3,600
High HOME Rent	1,559	1,671	2,007	2,310	2,558
Low HOME Rent	1,213	1,300	1,560	1,803	2,011

Data Source: 2024 HUD FMR and HOME Rents

Table 26 - Housing Affordability

Units affordable to Households at:	Renter	Owner
30% HAMFI	6,004	3,574
50% HAMFI	4,015	4,725
80% HAMFI	2,960	7,275
100% HAMFI	1,045	3,480
Total	14,024	19,054

Data Source: 2016-2020 CHAS

Is there sufficient housing for households at all income levels?

The tables in section NA-10 show 17,520 households with incomes up to 50 percent AMI, of whom 11,370 are cost burdened and 3,213 are severely cost burdened. Table 26 indicates 18,318 units affordable to this income range. That is only an abundance of 798 housing units. There is no guarantee a household of a particular income level will occupy a unit that is affordable to their income level – even if a unit is available in the open marketplace. A significant number of Palmdale residents are burdened by housing costs, which prohibits other decision making.

Figure 11 – Units Affordable To Households By Income Range

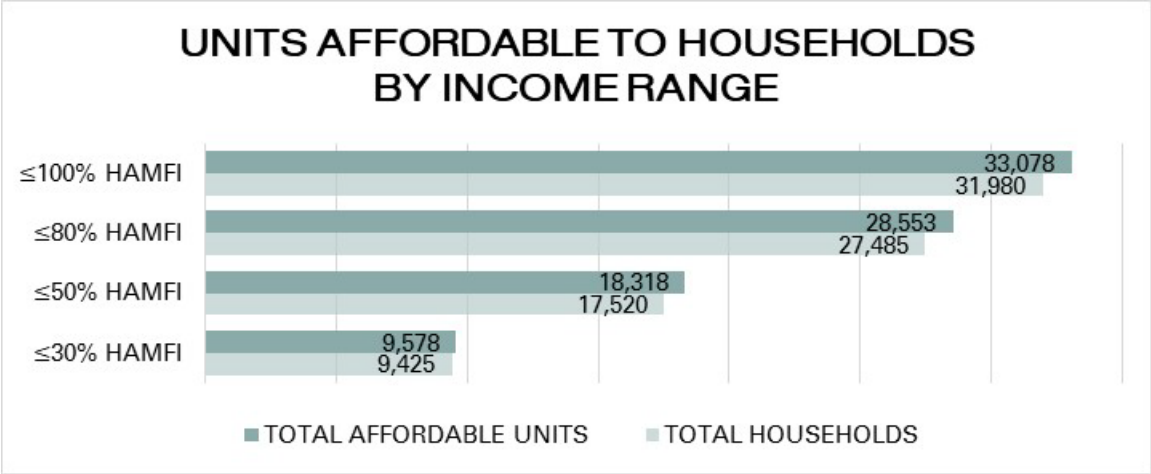

Data Source: 2016-2020 CHAS Data

How is affordability of housing likely to change considering changes to home values and/or rents?

Rental housing costs have increased steadily over the past ten years – creating more pressure on extremely low-income households. Median market rate rents exceed the Fair Market Rents for Los Angeles County and represent a significant burden for low- and

moderate-income households struggling to remain housed. Similarly, median home sales increased 31 percent from $392,387 in February 2021 to $512,675 in February 2025 according to home value data supplied by Zillow. Based on this information and barring significant regional and national changes in economic conditions, the price of housing in Palmdale is forecast to continue increasing during the period of the 2025-2029 Consolidated Plan.

How do HOME rents /Fair Market Rent compare to Area Median Rent? How might this impact your strategy to produce or preserve affordable housing?

In 2024 there was significant variation in low HOME, fair market, market rate, and median contract rents. This variance makes it difficult to identify viable affordable housing projects to support and reduces the number of affordable housing units that become available.

Figure 12 - Rent Differentials

Data Source: 2024 HOME Rates, 2024 Zumper Research

Discussion

Economic expansion over the last decade and a lag in production of new housing units in Southern California have created a housing economy that is overburdened. Homeownership is out of reach for more than half of Palmdale's households, and a single person earning minimum wage cannot reasonably afford a two-bedroom rental apartment. In 2023 a household would have needed to earn about $107,000 annually to reasonably afford a $479,711 home, which was the median home value per the Zillow Home Value Index. The median household income in Palmdale in 2023 was $78,743 according to the most current 2023 ACS 1-year estimate. A household would need to earn $88,000 annually

to afford a two-bedroom rental in the City during the same period. A full-time minimum wage employee will gross almost $30,000 annually.

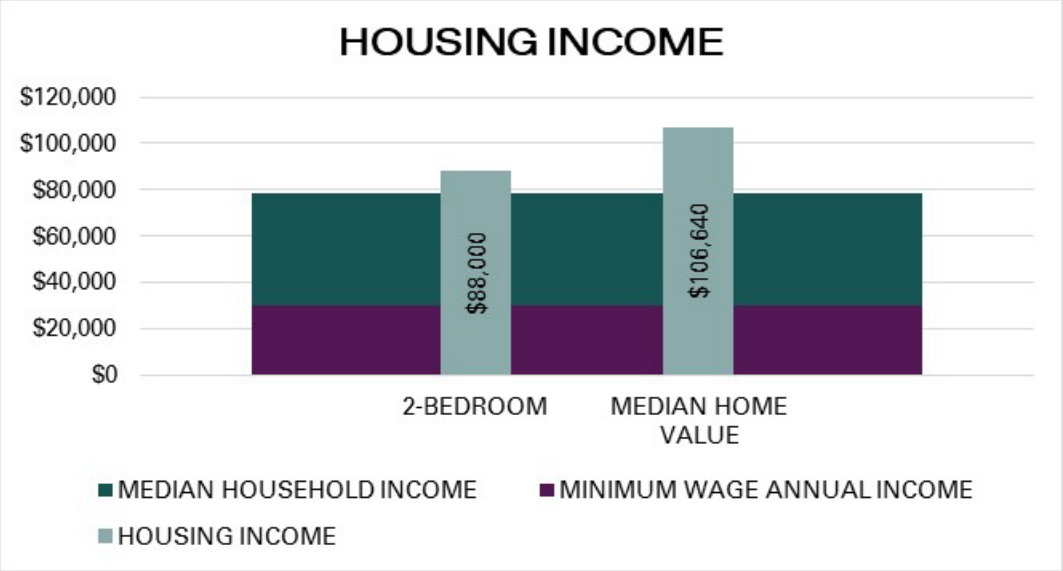

Data Source: 2022 Zumper Research, Zillow Home Value Index, Freddie Mac & CA Minimum Wage Data

Figure 13 – Rental & Ownership Housing Income

Housing income was calculated based on 30 percent of market rate housing costs – mortgage payments and rental and HUD area median income. Mortgage rates reflect Freddie Mac reporting of average 30-year fixed mortgage rates from mid-February 2023.

MA-20 Housing Market Analysis: Condition of Housing – 91.210(a)

Introduction

Assessing the age and physical condition of housing in Palmdale forms the basis of strategies to maintain and improve housing quality for low- and moderate-income residents. For this assessment, the ACS defines a "selected condition" as owner- or renter-occupied housing units with at least one of the following conditions:

- Lacking complete plumbing facilities
- Lacking complete kitchen facilities
- More than one occupant per room
- Selected monthly housing costs are greater than 30 percent of household income.

Approximately half of both renter- and owner-occupied units experience one or two selected conditions.

Definitions

Substandard housing is housing that does not meet the minimum standards contained in the State Housing Code (i.e., does not provide shelter, endangers health, safety or well-being of occupants). A substandard condition is one that adversely affects the habitability of the housing unit. As defined by the California Health and Safety Code, a substandard condition exists to the extent that it endangers the health and safety of its occupants or the public. Such conditions include:

- Inadequate sanitation
- Structural hazards
- Any nuisance that endangers the health and safety of the occupants or the public.
- All substandard plumbing, wiring, and/or mechanical equipment, unless it conformed to all applicable laws in effect at the time of installation and has been maintained in good and safe condition.
- Faulty weather protection.
- The use of construction materials not allowed or approved by the health and safety code.
- Fire, health and safety hazards (as determined by the appropriate fire or health official).
- Lack of, or inadequate fire-resistive construction or fire-extinguishing systems as required by the health and safety code, unless the construction and/or systems conformed to all applicable laws in effect at the time of construction and/or installation and adequately maintained.

- Inadequate structural resistance to horizontal forces
- Buildings or portions thereof occupied for living, sleeping, cooking, or dining purposes that were not designed or intended to be used for such occupancies.
- Inadequate maintenance that causes a building or any portion thereof to be declared unsafe.

Standard housing condition in Palmdale is defined as housing that meets the minimum standards of the State Housing Code. For the purposes of the CDBG and HOME programs, a unit in substandard condition is considered suitable for rehabilitation provided the unit is structurally sound, and the cost of rehabilitation is considered economically warranted.

Table 27 - Condition of Units

Condition of Units	Owner-Occupied		Renter-Occupied	
	Number	%	Number	%
With one selected Condition	10,417	38.2%	8,256	53.5%
With two selected Conditions	596	2.2%	1,062	6.9%
With three selected Conditions	5	0.0%	26	0.2%
With four selected Conditions	0	0.0%	0	0.0%
No selected Conditions	16,247	59.6%	6,078	39.4%
Total	27,265	100.0%	15,422	100.0%

Data Source: 2016-2020 ACS

Table 28 - Year Unit Built

Year Unit Built	Owner-Occupied		Renter-Occupied	
	Number	%	Number	%
2000 or later	6,860	25.2%	2,340	15.2%
1980-1999	16,195	59.4%	8,720	56.5%
1960-1979	1,930	7.1%	2,895	18.8%
1940-1959	2,140	7.8%	1,255	8.1%
Before 1939	145	0.5%	210	1.4%
Total	27,270	100.0%	15,420	100.0%

Data Source: 2016-2020 CHAS

Table 29 - Risk of Lead-Based Paint

Risk of Lead-Based Paint Hazard	Owner-Occupied		Renter-Occupied	
	Number	%	Number	%
Units Built Before 1980	4,215		4,360	
with children under the age of 6 present	590	14.0%	1,005	23.1%
Units Built Before 1980 with households <80% AMI	3,170	75.2%	3,730	85.6%
with children under the age of 6 present	470	11.2%	950	21.8%

Data Source: 2016-2020 ACS (Total Units) 2016-2020 CHAS (Units with Children present)

Table 30 - Blood Lead Levels (BLLs) of children under the age of 6

Level for children under the age of 6	Los Angeles County	California
< 3.5 N	88,477	364,008
≥3.5 N	1,757	6,973
Total Number of Children with a BLL	90,234	370,981

Data Source: California Department of Public Health Childhood Lead Poisoning Prevention Branch, California Blood Lead Data

Need for Owner and Rental Rehabilitation

The age and condition of Palmdale's housing stock is an important indicator of potential rehabilitation needs. Housing over 30 years old is presumed to need some form of major rehabilitation, such as roof replacement, foundation work, and plumbing systems. Housing over 20 years old will generally exhibit deficiencies in terms of paint, weatherization, heating / air-conditioning systems, hot water heaters, and finish plumbing fixtures. Housing values in Palmdale have increased significantly over a relatively short period of time. Longtime homeowners, especially the elderly and disabled, are more likely to have fixed and limited incomes and may have difficulty maintaining their homes.

This housing stock in Palmdale is relatively new; 80 percent of housing units were constructed after 1980 according to 2016-2020 CHAS data. About 58 percent of owner- and renter-occupied housing in Palmdale was built 30 to 40 years ago between 1980 and 1999. There are 13,390 households with at least one member over the age of 62 and 9,270 of whom have household incomes at or below 80 percent AMI, according to 2016-2020 CHAS data. There are approximately 10,185 people ages 18 to 64 with disabilities, according to 2016-2020, ACS five-year estimates. These households may be presumed to have fixed incomes. It is reasonable to anticipate a significant number of housing units in need of

repair and a significant number of households need financial assistance to complete those repairs.

Estimated Number of Housing Units Occupied by Low- or Moderate-Income Families with LBP Hazards

Any housing built before 1978 may contain lead-based paint. If ingested, lead may cause severe damage to young children including decreased growth, learning disabilities, impaired hearing, hyperactivity, nerve and brain damage. Lead attacks the central nervous system, the neurological system, and can cause brain damage, IQ reduction, learning disabilities, decreased attention span, hyperactivity, growth inhibition, comas, seizures, and in some cases, death. Fetuses may also experience significant adverse effects through prenatal exposure. Children are more susceptible to the effects of lead because their growing bodies absorb more lead, and young children often put their hands and other objects in their mouths. Most children do not have any symptoms, even if a blood test shows that they have an elevated blood lead level. If a child does have symptoms, the symptoms may be mistaken for the flu or other illnesses.

Most of the housing stock in Palmdale was built after 1979 and is presumed to not contain lead paint. The 2016-2020 CHAS data shows 950 low- and moderate-income renter households with children under the age of six were living in housing constructed before 1980, and 470 owner-occupied households meet the same conditions.

Number of Children with Elevated Blood Levels of Lead

The State of California mandates lead screening for all children who participate in publicly funded health programs. In California, screening typically occurs at ages one and two years. A blood level of 10 µg/dL or higher was previously referred to as an "elevated blood level (EBL)." However, as it is now recognized there is no safe level of lead, and adverse effects occur at levels below 10 µg/dL, an "elevated" blood lead level is no longer defined at a specific cut-off point. Of Los Angeles County children under the age of six whose blood lead level has been fully tested, 1.95 percent have levels greater than 3.5 mcg/Dl.

Discussion

Preservation of the physical and functional integrity of existing housing units occupied by low- and moderate-income households is a cost-effective way to invest limited resources to retain existing housing units already affordable to low- and moderate-income households in the community. Many different types of housing services are needed. As required by HUD's Lead Safe Housing Rule, the City's housing rehabilitation programs will include appropriate safety measures such as testing and abatement for projects involving units constructed prior to 1978.

MA-25 Public and Assisted Housing

Introduction

As indicated in section NA-35, the LACDA administers HUDs HCV and Public Housing programs in the County and there is no public housing in Palmdale.

Table 31 - Total Number of Units by Program Type

Program Type									
	Certificate	Mod-Rehab	Public Housing	Vouchers					
				Total	Project - based	Tenant - based	Special Purpose Voucher		
							VASH	Family Unification	Disabled
Units vouchers available	0	261	2,962	21,798	1	21,797	1,264	1,357	558
Accessible units	N/A	N/A	No data	N/A	N/A	N/A	N/A	N/A	N/A

Data Source: PIC

Describe the supply of public housing developments.

There is no public housing in Palmdale.

Describe the number and physical condition of public housing units in the jurisdiction, including those that are participating in an approved Public Housing Agency Plan

LACDA uses Housing Quality Standards for the inspection of all voucher units.

Public Housing Condition

Table 32 - Public Housing Condition

Public Housing Development	Average Inspection Score
Not Applicable	Not Applicable

Describe the restoration and revitalization needs of public housing units in the jurisdiction.

LACDA uses Housing Quality Standards for the inspection of all voucher assisted units.

Describe the public housing agency's strategy for improving the living environment of low- and moderate-income families residing in public housing.

LACDA encourages residents to be actively involved in the community and in the management of public housing developments through resident councils and numerous opportunities for feedback such as community meetings and surveys. LACDA encourages qualified public housing participants to pursue self-sufficiency and homeownership. In the Family Self-Sufficiency program staff works with participants to establish a five-year plan to become independent of government assistance. As family income increases the amount of rent they are responsible for increases as well. The incremental increase in rent is put into an escrow account which becomes available to the family upon completion of the program or for eligible expenses during the term of the program.

MA-30 Homeless Facilities and Services

Introduction

Regionally, there are numerous facilities and services targeted at residents at-risk of becoming homeless and experiencing homelessness, including a range of emergency shelters, transitional shelters, and permanent supportive housing options. HUD uses the following definitions for these three facility types:

- Emergency Shelter (ES): Any facility with the primary purpose of providing a temporary shelter for the homeless in general or for specific populations of the homeless and which does not require occupants to sign leases or occupancy agreements.
- Transitional Housing: Transitional housing (TH) is designed to provide homeless individuals and families with interim stability and support to successfully move to and maintain permanent housing. Transitional housing may be used to cover the costs of up to 24 months of housing with accompanying supportive services. Program participants must have a lease (or sublease) or occupancy agreement in place when residing in transitional housing.
- Rapid Re-Housing (RRH) is designed to quickly move individuals and families out of homelessness and into permanent housing through the provision of up to 24 months of rental assistance and supportive services.
- Permanent Supportive Housing: Permanent supportive housing (PSH) is defined as community-based housing paired with supportive services to serve households in which at least one member has a disability. Housing does not have a designated length of stay in which formerly homeless individuals and families live as independently as possible. Under PSH, a program participant must be the tenant on a lease (or sublease) for an initial term of at least one year that is renewable and is terminable only for cause.

Table 33 - Facilities and Housing Targeted to Homeless Households

Facilities and Housing Targeted to Homeless Households	ES Beds		TH Beds	PSH Beds	
	Year-Round Beds (Current & New)	Voucher / Seasonal / Overflow Beds	Current & New	Current & New	Under Development
Adults and Children	8,402	388	938	5,890	N/A
Only Adults	14,801		2,049	20,531	
Chronically Homeless	N/A		N/A	4,138	
Veterans	256		653	6,242	
Unaccompanied Youth	114		1	12	

Data Source: 2024 Housing Inventory Chart

Describe mainstream services, such as health, mental health, and employment services to the extent those services are used to complement services targeted to homeless persons

In California, the primary programs for assisting families in poverty are CalWORKS, CalFresh, and Medi-Cal. These programs provide clients with employment assistance, discounted food, medical care, childcare, and cash payments to meet basic needs such as housing and transportation.

The California Work Opportunities for Kids (CalWORKs) program provides financial assistance and Welfare-to-Work services to California families with little to no cash. Through this program these families may be eligible to receive immediate short-term help with housing, food, utilities, clothing, or medical care. Childcare is also available through this program.

CalFresh, formerly the Food Stamp Program, is a nutritional assistance program that provides Electronic Benefit Transfer Cards to people receiving public assistance to purchase food and other essential items.

The Medi-Cal program provides health coverage for people with low-income and limited ability to pay for health coverage, including seniors, those with disabilities, young adults and children, pregnant women, persons in a skilled nursing or intermediate care home, and persons in the Breast and Cervical Cancer Treatment Program (BCCTP). People receiving federally funded cash assistance programs, such as CalWORKs (a state implementation of the federal Temporary Assistance for Needy Families (TANF) program), the State Supplementation Program (SSP) (a state supplement to the federal Supplemental Security Income (SSI) program), foster care, adoption assistance, certain refugee assistance programs, or In-Home Supportive Services (IHSS), are also eligible.

CDBG & HOME-Funded Activities

Congress designed the CDBG programs to serve low-income people, some of which may meet the federal poverty definition. The City of Palmdale received funding to run CDBG and HOME programs. At least 70 percent of all CDBG funds must be used for activities that are considered under program rules to benefit low- and moderate-income persons. Additionally, every CDBG activity must meet one of three national objectives: benefit low- and moderate-income persons (at least 51 percent of the beneficiaries must be low- and moderate-income); address slums or blight; or meet a particularly urgent community development need. CDBG programs assist the homeless and those at-risk of homelessness directly and indirectly.

Under the HOME program, households must earn no more than 80 percent of the AMI, adjusted for household size, to be eligible for assistance. Furthermore, 90 percent of the

allocation that is invested in affordable rental housing must be directed to assist households earning no more than 60 percent AMI.

List and describe services and facilities that meet the needs of homeless persons, particularly chronically homeless individuals and families, families with children, veterans and their families, and unaccompanied youth. If the services and facilities are listed on screen SP-40 Institutional Delivery Structure or screen MA-35 Special Needs Facilities and Services, describe how these facilities and services specifically address the needs of these populations.

Table 34 - Homeless Service Providers for the Los Angeles County CoC

Provider	Location	Description
1736 Family Crisis Center	Los Angeles County	ES, TH, Rapid Rehousing (RRH)
A Step to Freedom	Los Angeles County	ES
Abundant Blessings, Inc.	Los Angeles County	ES, RRH
Advancing Communities Together	Los Angeles County	ES
Alcott Center for Mental Health Services	Los Angeles County	ES
Antelope Valley College	Los Angeles County	ES
Asian American Drug Abuse Program Inc.	Los Angeles County	ES, RRH
Assured Lifestyle Housing Inc.	Los Angeles County	ES
Behavioral Health Services Inc.	Los Angeles County	ES
Bridge to Home	Los Angeles County	ES, RRH
Bryant Temple CDC	Los Angeles County	ES
Catholic Charities of Los Angeles, Inc.	Los Angeles County	ES, TH, PSH, RRH
Christ-Centered Ministries	Los Angeles County	ES, TH
City Net	Los Angeles County	ES
City of Pomona	Los Angeles County	ES, PSH, RRH
Claremont House of Ruth	Los Angeles County	ES, TH
Community Bridge Housing Corporation	Los Angeles County	ES
Covenant House California	Los Angeles County	ES, RRH
Divine Healthcare Services Inc.	Los Angeles County	ES
Downtown Women's Center	Los Angeles County	ES, PSH, RRH
Eula's House	Los Angeles County	ES
Exodus Recovery	Los Angeles County	ES
Father and Mothers Who Care, Inc.	Los Angeles County	ES
First to Serve, Inc.	Los Angeles County	ES, TH, RRH
Golden State Recuperative Care, Inc.	Los Angeles County	ES
Harbor Care Foundation	Los Angeles County	ES
Harbor Interfaith Services	Los Angeles County	ES, TH, PSH, RRH
Health Right 360	Los Angeles County	ES
HOLA Recuperative Care, Inc.	Los Angeles County	ES
Holiday's Helping Hands, Inc.	Los Angeles County	ES
Home at Last Community Development Corporation	Los Angeles County	ES
Hope of the Valley Rescue Mission	Los Angeles County	ES, RRH

Provider	Location	Description
Horizon Recuperative Care	Los Angeles County	ES
House of Hope Foundation, Inc.	Los Angeles County	ES
Illumination Foundation	Los Angeles County	ES, PSH, RRH
Jenesse Center Inc.	Los Angeles County	ES, TH
Jovens, Inc.	Los Angeles County	ES, TH, PSH, RRH, Other Supportive Housing (OSH)
JWCH Institute, Inc.	Los Angeles County	ES
LA Family Housing Corporation	Los Angeles County	ES, Safe Haven, PSH, RRH, OSH
Los Angeles Center for Alcohol and Drug	Los Angeles County	ES
Los Angeles County Department of Public Health	Los Angeles County	ES
Los Angeles House of Ruth	Los Angeles County	ES, RRH, OSH
Los Angeles LGBT Center	Los Angeles County	ES, TH, PSH, RRH
Los Angeles Youth Network	Los Angeles County	ES, TH
Measure of Hearts	Los Angeles County	ES
Mercy House	Los Angeles County	ES
National Health Foundation	Los Angeles County	ES
New Directions for Veterans	Los Angeles County	ES, Safe Haven, TH, PSH
New Reflections Inc.	Los Angeles County	ES
NOAHS Foundation Inc.	Los Angeles County	ES,TH, RRH
Noho Home Alliance	Los Angeles County	ES
Open Arms Temporary Living	Los Angeles County	ES
People Assisting the Homeless	Los Angeles County	ES, PSH, RRH
Prototypes	Los Angeles County	ES, PSH
Proyecto Pastoral	Los Angeles County	ES
Rainbow Services	Los Angeles County	ES, TH
Reach for the Top	Los Angeles County	ES
San Fernando Valley Community Mental Health	Los Angeles County	ES, TH, PSH, RRH, OSH
Sanctuary of Hope	Los Angeles County	ES, TH, RRH
Serenity Recuperative Care	Los Angeles County	ES
Society of St. Vincent de Pual	Los Angeles County	ES
South Asian Helpline and Referral Agency	Los Angeles County	ES
Special Services for Group, Inc.	Los Angeles County	ES, PSH, RRH, OSH
SRO Housing Corporation	Los Angeles County	ES, Safe Haven, TH, PSH, RRH, OSH
St. Joseph Center	Los Angeles County	ES, PSH, RRH
Su Casa	Los Angeles County	ES, TH
Tarzana Treatment Center	Los Angeles County	ES, TH
Testimonial Center Love Center	Los Angeles County	ES, RRH
The Midnight Mission	Los Angeles County	ES, TH
The People Concern	Los Angeles County	ES, Safe Haven, PSH, RRH
The Salvation Army	Los Angeles County	ES, Safe Haven, TH, PSH, RRH, OSH
The Village Family Services	Los Angeles County	ES, TH, RRH

Provider	Location	Description
The Whole Child	Los Angeles County	ES, PSH, RRH
Timelist Group Inc	Los Angeles County	ES
Triangle Christian Services	Los Angeles County	ES
Union Station Homeless Services	Los Angeles County	ES, RRH
United State Veteran Initiative, Inc.	Los Angeles County	ES, TH
Upward Bound House	Los Angeles County	ES, TH, RRH
Urban Alchemy	Los Angeles County	ES
Valley Oasis	Los Angeles County	ES, TH, PSH, RRH
Victory Starts Now	Los Angeles County	ES
Volunteer of America of Los Angeles	Los Angeles County	ES, Safe Haven, TH, PSH, RRH
Weingart Center Association	Los Angeles County	ES, TH, PSH
Whittier First Day Coalition	Los Angeles County	ES
Anti-Recidivism Coalition	Los Angeles County	TH
Broom Homestead Corporation	Los Angeles County	TH
Burbank Housing Corporation	Los Angeles County	TH, PSH
Carlos Lopez & Associated LLC	Los Angeles County	TH
City of Covina	Los Angeles County	TH
Door of Hope	Los Angeles County	TH
Family Promise of the South Bay	Los Angeles County	TH
First Place for Youth	Los Angeles County	TH
Helping Hands Outreach Organization	Los Angeles County	TH
Jewish Family Services of Los Angeles	Los Angeles County	TH
Just Us 4 Youth	Los Angeles County	TH, RRH
Los Angeles Mission	Los Angeles County	TH
Los Angeles Room & Board	Los Angeles County	TH
LTSC Community Development Corporation	Los Angeles County	TH, PSH, OSH
Penny Lane Centers	Los Angeles County	TH, PSH
Project New Hope	Los Angeles County	TH, PSH
Safe Place for Youth	Los Angeles County	TH, RRH
St. Anne's Maternity House	Los Angeles County	TH
Sycamores	Los Angeles County	TH, RRH
The Amaad Institute	Los Angeles County	TH
United Friends of Children	Los Angeles County	TH
Venice Community Housing	Los Angeles County	TH, PSH
YWCA of San Gabriel Valley	Los Angeles County	TH
A Community of Friends	Los Angeles County	PSH
Abode Communities	Los Angeles County	PSH
Affordable Living for the Aging	Los Angeles County	PSH
Alcott Center for Mental Health Services	Los Angeles County	PSH
Alliance for Housing and Healing	Los Angeles County	PSH, OSH
AMCAL Multi-Housing, Inc.	Los Angeles County	PSH
Ascencia	Los Angeles County	PSH
Asian Pacific Counseling & Treatment	Los Angeles County	PSH
Barker Management, Inc.	Los Angeles County	PSH

Provider	Location	Description
Brilliant Corners	Los Angeles County	PSH
City of Burbank	Los Angeles County	PSH, RRH
City of Santa Monica	Los Angeles County	PSH
Coalition of Responsible Community Development	Los Angeles County	PSH, RRH
County of Los Angeles Department of Military and Veterans Affairs	Los Angeles County	PSH
David & Margaret Youth & Family Services	Los Angeles County	PSH
East Los Angeles Community Corporation	Los Angeles County	PSH
Heritage Clinic	Los Angeles County	PSH
Hillview Mental Health Care Los Angeles	Los Angeles County	PSH
Homeless Health Care Los Angeles	Los Angeles County	PSH
Home for Life Foundation	Los Angeles County	PSH
Housing Authority of the City of Los Angeles	Los Angeles County	PSH
Housing Works	Los Angeles County	PSH
IRW Management/ Insight Development	Los Angeles County	PSH
Korean Youth and Family Center, Inc.	Los Angeles County	PSH, RRH
Life Steps	Los Angeles County	PSH
LINC Housing Corporation	Los Angeles County	PSH, OSH
Los Angeles County Department of Mental Health	Los Angeles County	PSH
Lutheran Social Services of Southern California	Los Angeles County	PSH
Mental Health America	Los Angeles County	PSH, RRH
Meta Housing Corp	Los Angeles County	PSH
Pacific Clinica	Los Angeles County	PSH
Skid Row Housing Trust	Los Angeles County	PSH
Solari Enterprise, Inc.	Los Angeles County	PSH
Southern California Health and Rehabilitation	Los Angeles County	PSH
St. John Well Child & Family Center	Los Angeles County	PSH
Step up on Second	Los Angeles County	PSH, RRH
The Catalyst Foundation	Los Angeles County	PSH
Tri-City Mental Health Center	Los Angeles County	PSH
Turning Point Alcohol & Drug Education	Los Angeles County	PSH, RRH
U.S. Department of Veterans Affairs	Los Angeles County	PSH
Union Mission	Los Angeles County	PSH
Valley Village	Los Angeles County	PSH
Watts Labor Community Action Committee	Los Angeles County	PSH
Abundant Blessings, Inc	Los Angeles County	RRH
Amity Foundation	Los Angeles County	RRH
Helpline Youth Counseling	Los Angeles County	RRH
Home Again LA	Los Angeles County	RRH

Provider	Location	Description
Integrated Recovery Network	Los Angeles County	RRH
Interval House	Los Angeles County	RRH
JVS SoCal	Los Angeles County	RRH
LA Globe Care	Los Angeles County	RRH
Los Angeles County Development Authority	Los Angeles County	RRH
SHARE!	Los Angeles County	RRH
United American Indian Involvement	Los Angeles County	RRH
United State Veterans Initiative, Inc.	Los Angeles County	RRH
Village for Vets	Los Angeles County	RRH

MA-35 Special Needs Facilities and Services

Introduction

Special needs populations include people who are not homeless, but due to various reasons need services and supportive housing. The City will consider allocating CDBG public service funding to programs that provide services to special needs populations, including but not limited to those serving the elderly, frail elderly, people with developmental and physically disabilities including alcohol or substance abuse, PTSD, HIV/AIDS, and victims of domestic violence and human trafficking.

Elderly is defined under the CDBG program as a person who is 62 years of age or older. A frail elderly person is an elderly person who is unable to independently perform at least three "activities of daily living" including eating, bathing, grooming or home management activities. Based on 2016-2020 CHAS data of the 13,390 households containing at least one elderly person in Palmdale, 9,270 households earn less than 80 percent of the AMI and may require public services to continue to live independently. ACS data from the same period shows 10,497 residents of Palmdale aged 65 and above have a disability. Of those people, 42 percent have independent living difficulty, 33 percent have self-care difficulty, and 21 percent have self-care difficulty.

People with disabilities that have a physical or mental impairment that substantially limits one or more major life activities generally rely on supportive services to perform activities of daily living. The Civilian Noninstitutionalized Population aged 18 and to 64 in Palmdale includes 91,982 individuals, an estimated 11 percent of whom have a disability (ACS, 5-year estimates). Of those who have a disability, 41 percent have ambulatory difficulty, 33 percent have an independent living difficulty, 21 percent have self-care difficulty, 18 percent have cognitive difficulty, 18 percent have a hearing difficulty, and 13 percent have a vision difficulty.

The Los Angeles County Department of Public Health calculates in the August 2023 SAPC Data Brief there are over 1.4 million people, or 16.5 percent of the population, aged 12 and over with a substance use disorder. Of those people only 35,130 are in publicly funded treatment. Some of those in need may be able to access private treatment, however this is expensive and beyond the means of many households and there is limited capacity. Approximately 98 percent of people in Los Angeles County with substance use disorder are not receiving publicly funded treatment. There is an indicated need for improved access to treatment.

HIV is a virus that weakens the immune system by destroying important cells that fight diseases and infection. AIDS is the final stage of HIV. The CDC Atlas Plus program reported an estimated 50,182 persons living with HIV disease at the end of 2021 in Los Angeles

County. Of that number, 1,486 of those people had been newly diagnosed during that year (https://www.cdc.gov/nchhstp/atlas/index.htm, accessed January 2024). New HIV diagnoses were most concentrated among those 25-34 years of age.

Domestic Violence includes, but is not limited to, felony or misdemeanor crimes of violence committed by a current or former spouse of the victim or by a person who is cohabitating with or has cohabited with the victim. In 2022, 962 calls related to domestic violence were made from Palmdale (openjustice.doj.ca.gov, accessed March 2025). Of these domestic incidents, 839 involved a weapon and 272 did not.

Human trafficking is a crime that involves the forceful, fraudulent, or coercive methods of entrapping a person, real or perceived, to exploit them for financial gain. The exploitative nature can come in the form of labor services, involuntary servitude, enslavement, debt bondage, or commercial sex acts. Human trafficking is extremely difficult to track. There is no recent or reliable prevalence rate to report. In 2023, in California, the National Human Trafficking Hotline identified 1,128 cases of human trafficking that involved 2,045 victims (https://humantraffickinghotline.org/ accessed January 2025). The most common type of human trafficking reported in California was sex trafficking The U.S. Department of State *Trafficking in Persons Report* published in July 2022, reports victims of human trafficking are found in every state in the country and trafficked from every country in the world. Victims of human trafficking in the United States are most frequently trafficked from within the United States, Mexico, and Honduras.

NIMH explains PTSD can "develop after exposure to a potentially traumatic event that is beyond a typical stressor" and potential inducing events may include, but are not limited to, "violent personal assaults, natural or human-caused disasters, accidents, combat, and other forms of violence." Symptoms of PTSD can be debilitating. The U.S. Department of Veteran's Affairs National Center for PTSD reports an estimated six percent of the population, eight percent of women and four percent of men, will experience PTSD at some point in their lives.

Including the elderly, frail elderly, persons with disabilities (mental, physical, developmental), persons with alcohol or other drug addictions, persons with HIV/AIDS and their families, public housing residents and any other categories the jurisdiction may specify, and describe their supportive housing needs.

To determine the level of need and types of services needed by special needs populations, the City conducted the Community Needs survey, consulted with local service providers, and reviewed data from the ACS, CHAS, Los Angeles County Public Health Services Community Health Statistics Unit, CDC, State of California Department of Justice, U.S. Department of State, and NIMH. Supportive services required for special needs populations include case management, medical or psychological counseling and supervision, childcare,

transportation, and job training for the purpose of facilitating a person's stability and independence.

In housing, accessibility modifications to accommodate persons with mobility disabilities may include, but are not limited to, wider doorways, no-step thresholds, installation of ramps, grab bars, lowered countertops, and accessible hardware. The needs of residents with sensory disabilities are different from those with mobility disabilities. Individuals with hearing disabilities require visual adaptations for such items as the telephone ringer, the doorbell and smoke alarms. Residents who are blind may require tactile marking of changes in floor level and stair edges and braille markings on appliances and controls. People with low vision may require large print markings and displays, contrasting colors to distinguish changes in level or transition from one area to another, proper lighting, and reduced glare from lighting and windows.

Describe programs for ensuring that persons returning from mental and physical health institutions receive appropriate supportive housing

Insufficient supply of supportive housing together with inadequate discharge planning and coordination contributes to homelessness in situations where people are released from public institutions or public systems of care without having an appropriate mainstream or supportive housing option in place. Coordinated discharge planning for those exiting foster care, health and mental health care, and corrections is recognized as a best practice by the Los Angeles County Board of Supervisors' Homeless Initiative. County Supervisors adopted a "zero tolerance" policy for discharging individuals from any County institution or facility or any County-sponsored program to homelessness. The state mandates discharge planning policy for foster, health and mental health, and corrections.

For entitlement/consortia grantees: Specify the activities that the jurisdiction plans to undertake during the next year to address the housing and supportive services needs identified in accordance with 91.215(e) with respect to persons who are not homeless but have other special needs. Link to one-year goals.

To meet the goal to provide public services, including homeless services, during the first year this Consolidated Plan cycle Palmdale will invest $225,000 into South Antelope Valley Emergency Services (SAVES) programming to support public services for qualified residents, including those with special needs. It is anticipated SAVES will serve 9,500 individuals.

MA-40 Barriers to Affordable Housing

Negative Effects of Public Policies on Affordable Housing and Residential Investment

A barrier to affordable housing is a public policy or nongovernmental condition that constrains the development or rehabilitation of affordable housing, such as land use controls, property taxes, state prevailing wage requirements, environmental protection, cost of land and availability of monetary resources. Barriers to affordable housing are distinguished from impediments to fair housing choice in that barriers are lawful and impediments to fair housing choice are usually unlawful.

As described in the City's Housing Assessment, Palmdale has experienced significant population growth since 1980. Over 80 percent of Palmdale's housing stock has been constructed since 1980. Nearly all new units in Palmdale since 2000 have been single-family units. This is due to several factors: 1) there was a moratorium imposed on new multi-family housing construction in place between 1999 and 2001; 2) there was substantial public opposition to any new multi-family housing; and 3) until October 2012, Palmdale's highest residential density, R-3, allowed a maximum of only 16 units per acre and imposed very restrictive and inflexible development standards, pushing the price of development up. As a result, current housing stock in the City is 78 percent detached single-family, 12 percent larger multi-family complexes (five or more units), five percent mobile homes, three percent small multi-family complexes, and two percent condominiums. Multi-family development is mainly located along Palmdale Boulevard in the central portion of the city.

MA-45 Non-Housing Community Development Assets

Introduction

During the implementation of the 2024-2029 Strategic Plan, the City will use CDBG funds to address these needs and provide a suitable living environment for low- and moderate-income people.

Economic Development Market Analysis

Table 35 - Business Activity

Business Activity by Sector	Number of Workers	Number of Jobs	Share of Workers	Share of Jobs	Jobs less Workers
Agriculture, Mining, Oil & Gas	506	81	0.8%	0.2%	-0.6%
Arts, Entertainment, Accommodations	5,430	4,446	8.7%	13.3%	4.6%
Construction	5,337	1,080	8.6%	3.2%	-5.4%
Education and Health Care Services	13,473	10,411	21.7%	31.3%	9.6%
Finance, Insurance, and Real Estate	2,948	766	4.7%	2.3%	-2.4%
Information	1,127	256	1.8%	0.8%	-1.0%
Manufacturing	6,928	8,178	11.2%	24.6%	13.4%
Other Services	3,303	512	5.3%	1.5%	-3.8%
Professional, Scientific, Management	6,023	604	9.7%	1.8%	-7.9%
Public Administration	3,610	495	5.8%	1.5%	-4.3%
Retail Trade	7,298	5,872	11.8%	17.6%	5.9%
Transportation and Warehousing	4501	449	7.3%	1.3%	-5.9%
Wholesale Trade	1586	156	2.6%	0.5%	-2.1%
Total	62,070	33,306	100%	100%	0

Data Source: 2016-2020 ACS (Workers), 2020 Longitudinal Employer-Household Dynamics (Jobs)

Table 36 - Labor Force

Labor Force Statistics	Number of People
Total Population in the Civilian Labor Force	67,033
Civilian Employed Population 16 years and over	62,070
Unemployment Rate	7.4%
Unemployment Rate for Ages 16-24	16.8%
Unemployment Rate for Ages 25-65	6.7%

Data Source: 2016-2020 ACS

Table 37 – Occupations by Sector

Occupations by Sector	Number of People
Management, business and financial	6,153
Farming, fisheries, and forestry occupations	371
Service	13,788
Sales and office	13,732
Construction, extraction, maintenance, and repair	4,812
Production, transportation, and material moving	10,076

Data Source: 2016-2020 ACS

Table 38 - Travel Time

Travel Time to Work	People	Percent
< 30 Minutes	27,145	48%
30-59 Minutes	10,892	19%
60 or More Minutes	19,104	33%
Total	57,142	100%

Data Source: 2016-2020 ACS

Table 39 - Educational Attainment by Employment Status (Population 16 and Older)

Educational Attainment	In Labor Force		Not in Labor Force
	Civilian Employed	Unemployed	
Less than high school graduate	9,858	985	6,981
High school graduate (includes equivalency)	14,299	1159	6,470
Some college or Associate's degree	17,513	1,024	6,028
Bachelor's degree or higher	9,752	492	1,610

Data Source: 2016-2020 ACS

Table 40 - Educational Attainment by Age

Educational Attainment by Age	Age in years				
	18–24	25–34	35–44	45–65	65+
Less than 9th grade	169	543	1,740	5,377	2,985
9th to 12th grade, no diploma	2,463	1,794	3,051	5,319	1577
High school graduate, GED, or alternative	5,159	6,289	5,824	9,857	4,052
Some college, no degree	6,556	6,117	4,560	8,271	3,089
Associate's degree	776	1,809	1221	2,631	1081
Bachelor's degree	677	2,798	1,816	3,787	1,587
Graduate or professional degree	20	702	1013	1,786	925

Data Source: 2016-2020 ACS

Table 41 – Median Earnings in the Past 12 Months by Educational Attainment

Educational Attainment	Median Earnings in the Past 12 Months
Less than high school graduate	$37,396
High school graduate (includes equivalency)	$30,137
Some college or associate’s degree	$34,456
Bachelor's degree	$36,226
Graduate or professional degree	$62,898

Data Source: 2016-2020 ACS

Based on the Business Activity table above, what are the major employment sectors within your jurisdiction?

According to 2020 Longitudinal Employer Household Dynamics (LEHD) data, the top four major private employment sectors by number of jobs in the City were Education and Health Care Services (10,411 jobs), Manufacturing (8,178 jobs), Retail Trade (5,872 jobs), Arts, Entertainment, Accommodations (4,446 jobs).

Figure 14 - Top Industry Sectors By Jobs

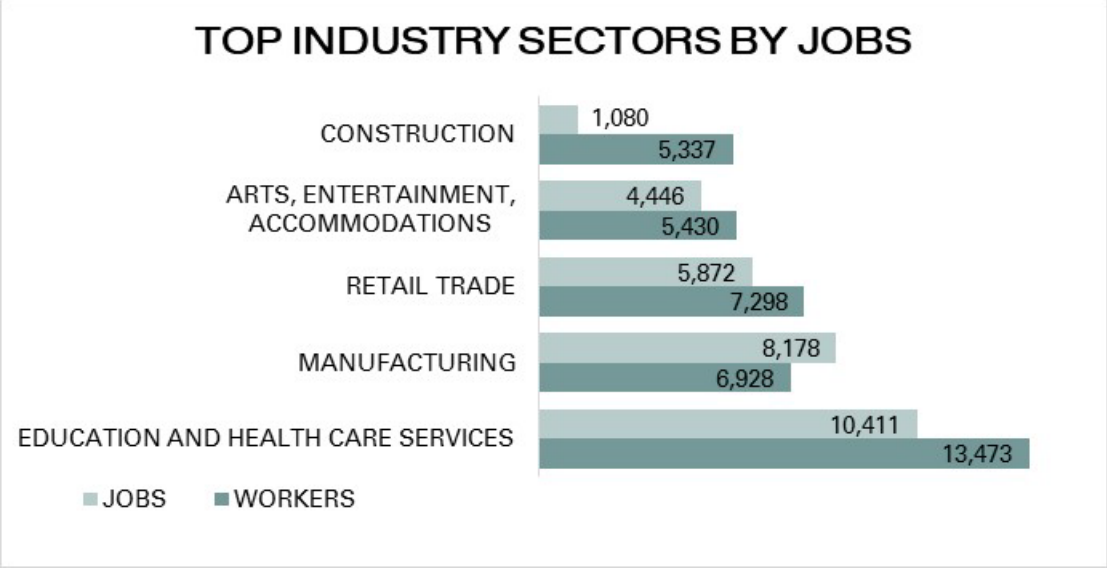

Data Source: ACS 2016-20205-Year Estimates, 2020 Longitudinal Employer and Household Dynamics

Describe the workforce and infrastructure needs of the business community

The business community in Palmdale relies largely on a skilled workforce. Employers across all sectors, and especially those for which facilities in Palmdale are a destination location or part of a larger logistics chain such as transportation and warehousing, depend on well-functioning roads and transportation system.

Describe any major changes that may have an economic impact, such as planned local or regional public or private sector investments or initiatives that have affected or may affect job and business growth opportunities during the planning period. Describe any needs for workforce development, business support or infrastructure these changes may create.

Palmdale is positioned to accommodate sizable economic and residential growth in the coming years. Four large industrial and residential developments are in the pipeline. The Antelope Valley Commerce Center Specific Plan will facilitate the construction of 8.6 million

square feet of Industrial space located at the southeast corner of Avenue M and Sierra Highway. It is expected to generate approximately 9,888 jobs. The Transwestern project will facilitate approximately three million square feet of Industrial space located on the northeast corner of Avenue M and 30th Street East and is anticipated to create almost 2,000 jobs.

The residential projects, Ritter Ranch and Anaverde, are forecast to create 1,180 and 333 single-family residences, respectively.

How do the skills and education of the current workforce correspond to employment opportunities in the jurisdiction?

An estimated 48 percent of Palmdale's population age 18-64 has some post-secondary education, 34 percent of whom have some college or associate's degree. Generally, the skills and education of the current workforce correspond to the employment opportunities in the city. The Business Activity by Sector table shows there are more workers than jobs in the industry sectors which follow: Agriculture, Mining, Oil & Gas, Arts, Entertainment, Accommodations, Construction, Education and Health Care Services, Finance, Insurance, and Real Estate, Information, Other Services, Professional, Scientific, Management, Public Administration, Retail Trade, Transportation and Warehousing, and Wholesale Trade. Most of the working population in Palmdale travel over 30 minutes to work.

Describe any current workforce training initiatives, including those supported by Workforce Investment Boards, community colleges and other organizations. Describe how these efforts will support the jurisdiction's Consolidated Plan.

The Los Angeles County Workforce Development Board (WDB) provides oversight for the Workforce Investment Act (WIA) programs in the County. Services are primarily provided through America's Job Center of California. The Antelope Valley America's Job Center of California (AJCC) is in Palmdale. This One-Stop Career Center is made possible through funding and support from a variety of partners. All services are provided to employers and job seekers at no cost through the Federal Workforce Investment Act (WIA), the Employment Development Department (EDD), the County of Los Angeles, and Antelope Valley Community College. The One-Stop provides quick and easy access to job education, training, and employment services.

The City partners with the AJCC who helps employers and job seekers to find the resources they need to match the right people to the right positions (businesses seeking workers). The Center offers prescreening services designed to match job candidate skills with a prospective employer's unique needs. The Center also offers assessments, workshops, training, job clubs, job availability, job fairs, and referral assistance.

Antelope Valley College's Corporate & Community Services is committed to providing lifelong learning experiences to the community through a variety of courses which provide short-term, not-for-credit programs that offer the basic, technical and professional business courses designed to develop skills that can lead to employment, job advancement & enhancement and/or certification.

The California Employment Training Panel (ETP) supports job creation and retention through workforce development by providing financial assistance through reimbursements to California businesses in support of customized worker training. ETP funds three types of training programs: Retaining, New Hire and Special Employment Training which includes a small business program. Eligible employers are ones that are subject to the Employment Training Tax.

Does your jurisdiction participate in a Comprehensive Economic Development Strategy (CEDS)?

Yes.

If so, what economic development initiatives are you undertaking that may be coordinated with the Consolidated Plan? If not, describe other local/regional plans or initiatives that impact economic growth.

The five goals of the CEDS are to 1) Improve government responsiveness, 2) Start growing and supporting small business and entrepreneurship, 3) Targeting industries and high growth clusters, 4) Developing talent, and 5) Advancing sustainability and economic resiliency. Palmdale's Consolidated Plan focuses on affordable housing, public facilities and infrastructure, and public services. In doing so it improves the quality of life in the City and indirectly supports economic development initiatives.

Discussion

In the spring of 2020, unemployment rates in the United States reached the highest levels since the U.S. Bureau of Labor Statistics (BLS) began recording this data. According to the BLS, national unemployment rates reached 23.5 percent in May 2020. Unemployment rates remained at historically high levels for almost six months. As of January 2025 unemployment rates had come down to 6.8 percent in the city and 5.8 percent in Los Angeles County. In January 2020, prior to the pandemic, the unemployment rate in Palmdale the unemployment rate was 7.2 percent, and the County was 4.9 percent.

MA-50 Needs and Market Analysis Discussion

Are there areas where households with multiple housing problems are concentrated? (include a definition of "concentration")

Concentrations of households with housing problems are defined as 10 percent over the rate at which severe housing problems occur throughout the City as a whole, based on CHAS 2016-2020 data. Citywide, 17 percent of households have one or more severe housing problem, thus the threshold for concentration is 27 percent. Map 4 illustrates areas throughout the City where a concentration of households has severe housing problems.

Are there any areas in the jurisdiction where racial or ethnic minorities or low-income families are concentrated? (include a definition of "concentration")

Pursuant to the Interim Final Rule: Affirmatively Furthering Fair Housing Revisions Federal Register Volume 90, No. 40 – March 3, 2025 – Pages 11020-11025, HUD reconsidered the need for the racial or ethnic minority analysis. The Interim Final Rule, effective April 2, 2025 removed this requirement formerly stated at 24 CFR 91.205(b)(2).

Low-income is understood to be up to 50 percent of AMI. A concentration of residents with low-incomes is defined as 10 percent over the rate at which residents' throughout the City as a whole have low-incomes, based on ACS and CHAS 2016-2020 data. Citywide, 42 percent of households have one or more severe housing problem, thus the threshold for concentration is 52 percent. Map 5 illustrates areas throughout the City where a concentration of households has severe housing problems.

What are the characteristics of the market in these areas/neighborhoods?

The characteristics in areas where a concentration of residents experience housing problems and/ or have low-incomes are similar to the characteristics of areas throughout the City. These characteristics are described and considered extensively in the Consolidated Plan.

Are there any community assets in these areas/neighborhoods?

Yes. The City's 2021-2029 Housing Element summarizes the following existing and anticipated economic and transportation assets in the City:

- Economic Opportunity: According to the 2020 Economic Roundtable Report prepared for the Greater Antelope Valley Economic Alliance (GAVEA), Palmdale has competitive advantages that it can utilize for economic growth. Palmdale boasts a large inventory of office space available for lease or purchase, vacant land to build on, and a growing community that desires economic growth. Also, in order to help meet the demand for trained aerospace manufacturing workers, the City continues to partner with Northrop Grumman, Antelope Valley College, LA

County Workforce Development, Aging and Community Services, and JVS SoCal to offer customized training through the aircraft fabrication and assembly program.

- Transportation: Investing in the community is a top priority for the Antelope Valley Transit Authority (AVTA) and, according to the 2020 Economic Roundtable Report, six major projects will help to improve infrastructure and mobility in the region. The projects include the Lancaster Metrolink Transit Center Expansion, South Valley Healthcare Clinic Transit Center, Antelope Valley College Transit Center, Shelter and Lighting Improvement, Transfer Center Cameras, and Administration Facility Expansion.

Are there other strategic opportunities in any of these areas?

As strategic opportunities arise, they will be pursued.

Map 4 - Concentration Of Households With Multiple Housing Problems



Source: 2016-2020 CHAS Data

Map 5 - Concentration Of Households With Low-Income

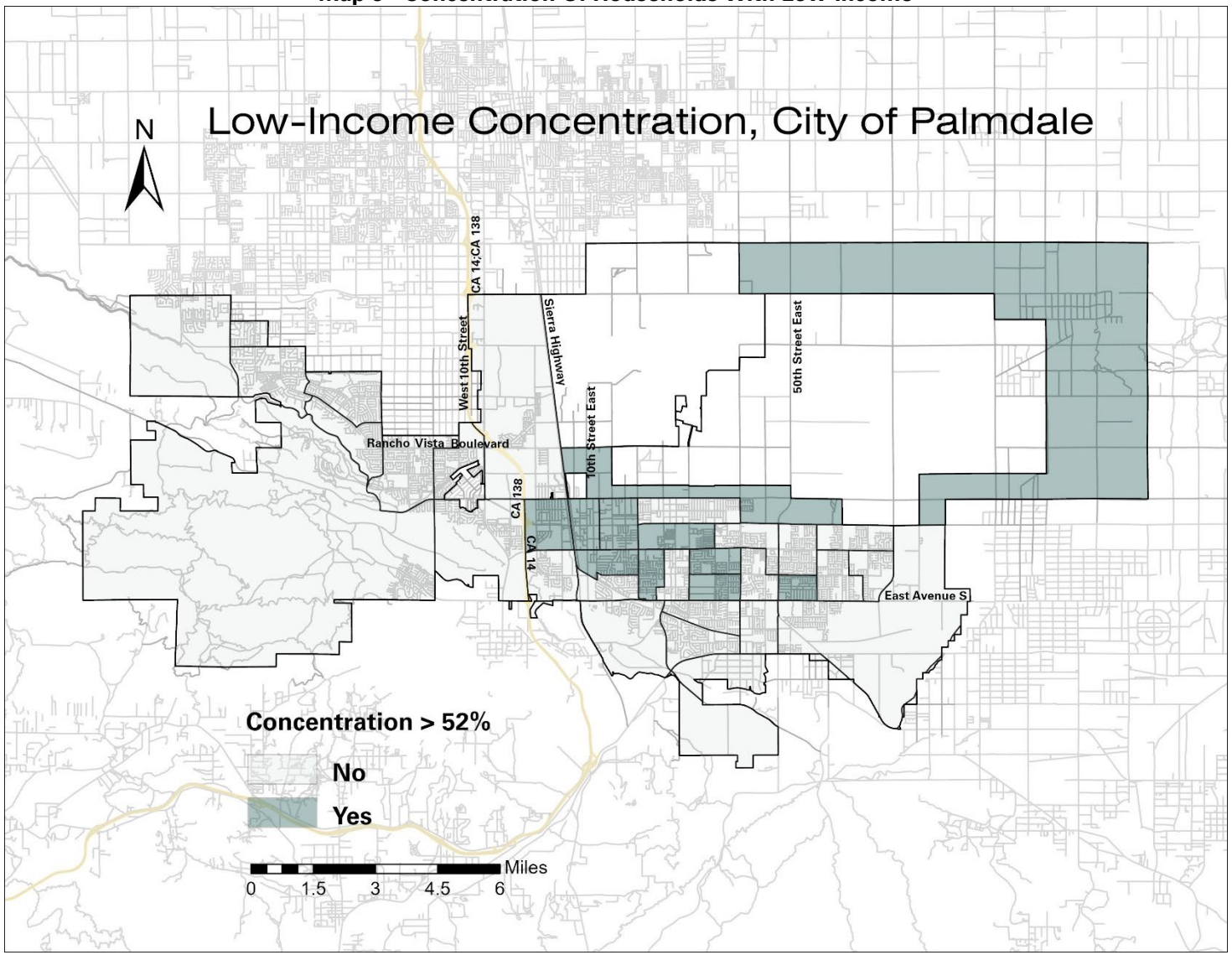

Source: 2016-2020 CHAS Data

MA-60 Broadband Needs

Describe the need for broadband wiring and connections for households, including low- and moderate-income households and neighborhoods.

All residences and small businesses in Palmdale have access to fixed and mobile broadband. Internet Service Providers (ISP) self-report to the Federal Communications Commission on broadband availability throughout the county. Fixed broadband goes to homes and small businesses using fiber, cable, DSL, satellite, and fixed wireless technology. Mobile broadband is stationary coverage outdoors and mobile in-vehicle coverage. The FCC reports, as of June 2023, that fixed internet access is available at 6 different download/upload speeds ranging from 0.2/0.2 Mbps to 1000/100 Mbps and mobile access is available at the three fastest download/upload rates available 4G 4G 5/1 Mbps, 5G-NR 5G-NR 7/1 Mbps, and 5G-NR 5G-NR 35/3 Mbps.

The FCC's Affordable Connective Plan (ACP), which offered financial assistance to help households with low-income afford access to the internet has been discontinued. This program was available to new applicants from 2021 through February 2024. As of December 2023, 22,503, households in Palmdale subscribed to this program. The State offers the California LifeLine program that offers discounted home and cell phone services to eligible households. A discounted phone line may defray all household costs, reducing the impact of the cost of an internet service provider. A high level of need for affordable broadband is indicated in Palmdale.

By far most residents who responded to the community needs survey have access to reliable home internet as shown in the graph below.

Figure 15 - Community Need For Internet Reliability

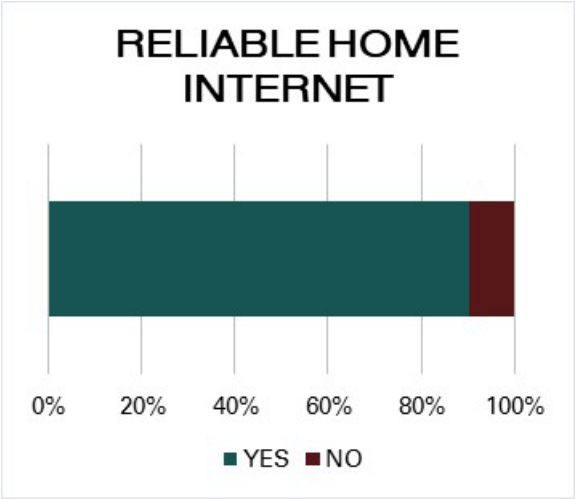

Data Source: Community Needs Survey

Describe the need for increased competition by having more than one broadband Internet service provider serve the jurisdiction.

According to the FCC there are 10 active fixed internet providers in Palmdale. Charter Communications, Space Exploration Technologies Corp., Viasat, Inc., and Hughes Network Systems, LLC reach at least 80 percent of residences in the City. There are four active mobile internet providers. The main mobile internet providers are AT&T Inc., T-Mobile USA, Inc., and Verizon Communications Inc. Race Communications and SiFi Networks have extended fiberoptic connectivity to Palmdale. All residence may physically connect.

MA-65 Hazard Mitigation

Describe the jurisdiction's increased natural hazard risks associated with climate change.

The City of Palmdale adopted the *Local Hazard Mitigation Plan* in 2015. It identified the following hazards as posing the greatest risk and having the greatest probability of occurrence: earthquakes and earthquake related hazards; floods, dam failure and inundation; wildfires/ wildland urban interface fires; transportation accident/ hazmat spill; drought; severe weather; and power/ utility failure.

Describe the vulnerability of housing occupied by low- and moderate-income households to these risks.

Low- and moderate-income residents and special needs populations are especially vulnerable to the risks of climate-related hazards. The residences of low- and moderate-income households are more often in worse condition and thus are more susceptible to external weather conditions such as extreme heat. Likewise, elderly residents are at a greater risk during extreme weather events.

Figure 16 - Community Need For Disaster Preparedness

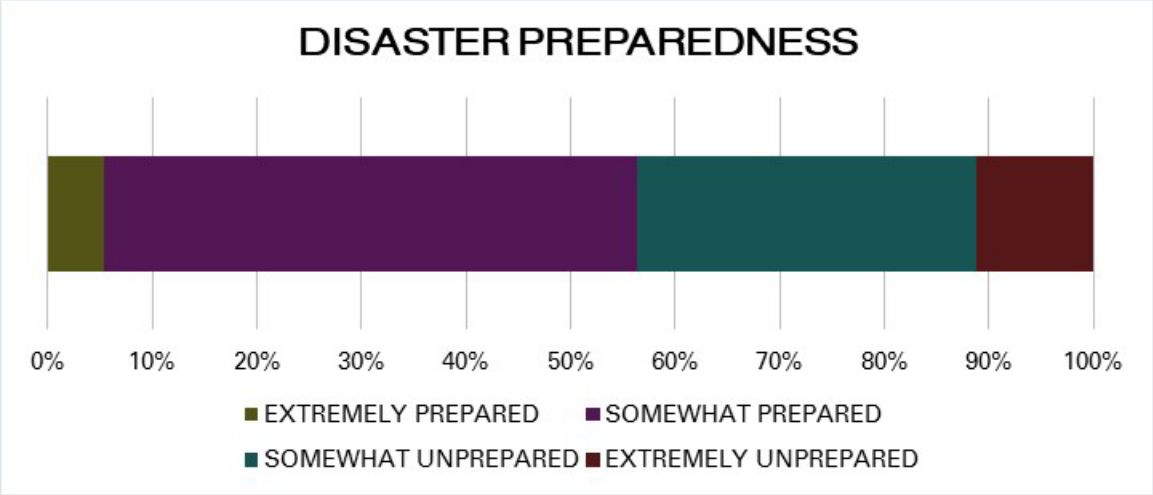

Data Source: Community Needs Survey

Strategic Plan

SP-05 Overview

The Strategic Plan is a guide for the City of Palmdale to establish housing, community, and economic development priorities, strategies, and goals for its investment of Community Development Block Grant (CDBG) and HOME Investment Partnerships (HOME) allocation from HUD over the next five years: beginning July 1, 2025, and ending June 30, 2030. The priority needs and goals established in this Strategic Plan are based on the Needs Assessment and Market Analysis of this Consolidated Plan.

The priority needs listed below are established as part of this Strategic Plan.

- Increase the supply of affordable housing
- Improve public facilities and infrastructure
- Equal access to housing opportunities
- Public services for residents, including those with special needs and those experiencing homelessness
- Economic opportunity for low-income residents and small businesses

Consistent with HUD's national goals for the CDBG and HOME programs to provide decent housing opportunities, maintain a suitable living environment, and expand economic opportunities for low- and moderate-income residents, the priority needs listed above will be addressed over the next five years through the implementation of CDBG and HOME funded activities citywide aligned with the following five measurable Strategic Plan goals:

- Expand access to affordable housing
- Improve public facilities and infrastructure
- Provide access to fair housing services
- Provide public services, including homeless services
- Foster economic opportunity

Historically, the City has used the CDBG and HOME programs to support activities that meet one of the five goals or similar goals established in prior Consolidated Plans. Over the next five years, the City will continue to support the efforts of South Antelope Valley Emergency Services (SAVES) to address and prevent homelessness using CDBG public service funds. Additionally, other service providers and partners may be considered to receive funding to assist the City in meeting the goals of this Strategic Plan.

Table 42 - Strategic Plan Summary

Goal Name	Category	Needs Addressed	Funding	Goal Outcome Indicator
Expand access to affordable housing	Affordable housing	-Provide rental assistance to low-income households -Increase supply of affordable housing Preserve the supply of affordable housing	HOME $2,503,123	-125 households assisted with rental assistance -80 household housing units constructed
Improve public facilities and infrastructure	Non-Housing Community Development	Improve public facilities and infrastructure	CDBG $5,447,975	100,000 persons assisted
Provide access to fair housing services	Affordable Housing	Ensure equal access to housing opportunities	CDBG $200,000	1,500 persons assisted
Provide public services, including homeless services	Non-Housing Community Development	-Prevent and eliminate homelessness -Provide public services for residents, including those with special needs	CDBG $1,125,000	47,500 persons assisted
Foster economic opportunity	Non-Housing Community Development	Economic opportunity for low-income residents and small businesses	CDBG $225,000	10 businesses assisted
Planning and Administration	Program Administration	Comply with Federal CDBG and HOME regulations	CDBG $1,300,000 HOME: $260,000	Other: 5 plans

SP-10 Geographic Priorities

Describe the basis for allocating investments geographically within the jurisdiction

Investment in infrastructure improvements and public facilities will be focused primarily in areas with a concentration of at least 51 percent low- and moderate-income population. Investment in public facilities and services for special needs populations and primarily low- and moderate-income persons will be made throughout the City of Palmdale prioritizing those areas with a higher percentage of disabled residents. Housing assistance (including homebuyer and rehabilitation assistance) will be available to income-qualified households citywide.

The City utilizes HUD regulations for verification of income in accordance with Title 24 Code of Federal Regulations Part 5. Required income documentation may include tax records, income statements, benefit statements, and verification of assets. For those programs that benefit City residents only, residency documentation may include a driver's license, utility bill, and/or lease agreement.

Table 43 - Geographic Priority Areas

Area Name
Citywide

According to the Demographics table, the City's population rose by 11 percent, from 152,750 to 169,450, over the ten-year period from 2010 to 2020. During this time, the number of households rose by six percent from 40,153 to 42,687 and the median household income increased about 18 percent, from $55,696 to $65,444.

Evaluation of low- and moderate-income summary data from a special tabulation provided by the Census Bureau to HUD based on the 2016-2020 ACS indicates that 63 percent of the City's residents are members of low- and moderate-income families. HUD and ACS 2016-2020 data reveal that approximately 76 percent of the City's 84 census tract block groups are comprised of individuals earning incomes that are at or below 51 percent AMI.

SP-25 Priority Needs

Table 44 – Priority Needs Summary

1. Increase the supply of affordable housing	Priority Level	High	
	Population	Income Levels	Extremely low Low Moderate
		Family Types	NA
		Homeless	NA
		Non-homeless Special Needs	NA
	Geographies Affected	Citywide	
	Associated Goals	Affordable housing	
	Description	CHAS data shows that the most common housing problems in the City affecting households with income at or below 80 percent AMI are housing cost burden greater than 30 percent of income, followed by overcrowding and severe overcrowding. **Table 8** indicates nearly 56 percent of households in this income range experience a housing cost burden, while almost 10 percent live in overcrowded and severely overcrowded conditions. This includes 8,606 owner and 7,280 renter households that are cost burdened. Overcrowding and severe overcrowding affect 2,755 households, including 1,490 renter households and 1,265 owner households. Extremely low - and low-income households with one or more housing problems are presumed to be unstably housed, indicating that they are at risk of homelessness. Those with one or more housing problems at this income level are highly sensitive to adverse events. The greatest concentrations of unstably housed households are among small related renter households with a housing cost burden greater than 50 percent of their household income and single family renter households living in overcrowded conditions. There are 4,550 renter households who earn at most 50 percent–AMI and are severely cost burdened, according to the CHAS data (see Table 6). Of these households:	

		- 2,160 are small, related households with four or fewer members - 720 are large, related households with five or more members - 1,120 are elderly households with one or more members over the age of 62 - 550 are other households These extremely low- and low-income households are considered the most at risk of becoming homeless.
	Relative Basis	The development of additional affordable housing units affordable for low- and moderate-income households and individuals is a high priority due to the number of severely cost burdened households. Increasing the supply of affordable housing includes the development of rental housing with long-term affordability covenants and income targeting. To the extent that resources may be leveraged for supportive services, such developments should follow permanent supportive housing models determined to be a national best-practice to address homelessness. Based on responses to the Community Needs survey and data examined, increasing the supply of affordable housing and providing rental assistance will be crucial tools of the City.
2. Improve public facilities and infrastructure	Priority Level	High
	Population	Income Levels: N/A Family Types: N/A Homeless: N/A Non-Homeless Special Needs: Non-housing Community Development
	Geographies Affected	Low- and moderate-income census tracts
	Associated Goals	Improve public infrastructure and facilities. CDBG Administration
	Description	There is need for rehabilitation, modernization and upgrades to existing public facilities and neighborhood amenities such as parks, recreational facilities and community centers to maintain an equivalent or better level of quality to other newer facilities in areas of the City that were developed more recently. Additionally, Americans with Disabilities Act (ADA) improvements are necessary in certain facilities as the City continues to modernize public facilities constructed more than 40 years ago. In the allocation of resources for the

		rehabilitation of public facilities, priority shall be given to facilities that primarily benefit low- income people or address homeless or special needs populations, particularly those facilities with critically needed renovation or demonstrated need for expansion to accommodate the needs of low-income residents.	
	Relative Basis	The need for public facility and infrastructure improvements are informed by the results of the Needs Assessment Survey, input received during the Community Meeting, and the City's on-going assessment of critical infrastructure.	
3. Equal access to housing opportunities	Priority Level	High	
	Population	Income Levels	Extremely Low Low Moderate Middle
		Family Types	Large Families Families with children Elderly
		Homeless	N/A
		Non-homeless Special Needs	Frail Elderly Persons with Mental Disabilities Persons with physical disabilities Persons with Development Disabilities Other
	Geographies Affected	Citywide	
	Associated Goals	Fair Housing Services	
	Description	HUD mandates that all recipients of federal housing and community development assistance, such as CDBG, take actions to affirmatively further fair housing choices within their communities. The City will certify its compliance with HUD's requirement to affirmatively further fair housing choice in each Annual Action Plan requesting an annual allocation of CDBG funds.	
	Relative Basis Priority Need	Affirmatively furthering fair housing choice by ensuring equal access to housing opportunities is a high priority for HUD and the City. In accordance with HUD requirements, this priority will be addressed using CDBG funds.	
	Priority Level	High	
	Population	Income Levels	Extremely Low

4. Public services for residents, including those with special needs and those experiencing homelessness			Low Moderate
		Family Types	Elderly Families with Children
		Homeless	Chronic Homelessness Mentally Ill Chronic Substance Abuse Veterans Unaccompanied Youth
		Non-homeless Special Needs	Frail Elderly Victims of Domestic Violence Persons with Mental Disabilities Persons with Physical Disabilities Persons with Developmental Disabilities Persons with Alcohol or Other Addictions Persons with HIV/AIDS
	Geographies Affected	Citywide	
	Associated Goals	Public Services including Homelessness	
	Description	Households with low- and moderate-incomes, living below the poverty line, and experiencing or at-risk of falling into homelessness are most in need of public services to defray the cost of living and ameliorate the impacts of poverty. CHAS 2016-2020 data show 64 percent of households in the City have incomes at or below 80 percent AMI (see Table 1). ACS data for the same period shows 16.4 percent of the population of the City is living below the federal poverty level (FPL), accounting for 26,155 residents. Of residents living below the poverty level 10,225 are children under the age of 18 and 3,159 are elderly aged 65 and over.	
	Relative Basis	Consistent with the results of the Needs Assessment and Market Analysis sections of this plan, including the results of the Community Needs and Stakeholder surveys, the provision of a wide range of public services for Households with low- and moderate-incomes, living below the poverty line, and experiencing or at-risk of falling into homelessness is a priority need for the City.	
5. Economic opportunity for low-income	Priority Level	Low	
	Population	Income Levels	Extremely Low Low Moderate

residents and small businesses		Family Type	
		Homeless	
		Non-homeless Special Needs	Non-housing Community Development
	Geographies Affected	Citywide	
	Associated Goals	Expand economic opportunities.	
	Description	To address unemployment and underemployment in the community and activate commercial corridors City supports the development and expansion of qualified small local businesses. This approach fulfills several needs in the community, including addressing employment opportunities, supporting business to update aged and dilapidated commercial buildings, offering a wide range of products and services to residents and in creating the sales tax base.	
	Relative Basis	Consistent with the results of the Needs Assessment and Market Analysis sections of this plan, including the results of the Community Needs and Stakeholder surveys, the provision of a wide range of economic development activities meeting a national objective is a priority need of the City.	

In establishing five-year priorities for assistance, the City has taken several concerns into consideration:

- Those categories of extremely low, low- and moderate-income households most in need of housing and community development assistance;
- Which activities will best meet the needs of those identified households; and
- The extent of federal and other resources available to address these needs.

Based on input received through the outreach and consultation process, priority needs for the expenditure of CDBG and HOME funds have been designated as high for four priority needs and low for one priority need.

The City will implement projects in each five-year Action Plan that address the Priority Needs. Pursuant to CDBG regulations, projects must meet one of three national objectives set forth by HUD: (1) Benefit low- and moderate-income households, (2) Aid in the elimination/ prevention of slum and blight, or (3) Meet an urgent need (catastrophic events). Pursuant to HOME regulations, HOME funds are specifically focused on affordable housing activities and may be used to develop and support affordable rental housing and homeownership opportunities for households earning up to 80 percent of the AMI citywide.

SP-30 Influence of Market Conditions

Table 45 – Influence of Market Conditions

Affordable Housing Type	Market Characteristics that will influence the use of funds available for housing type
Tenant Based Rental Assistance (TBRA)	CHAS data shows the most common housing problems in the City affecting households with income at or below 80 percent AMI are housing cost burden greater than 30 percent of income, followed by overcrowding and severe overcrowding. **Table 8** indicates nearly 56 percent of households in this income range experience a housing cost burden, while almost 10 percent live in overcrowded and severely overcrowded conditions. This includes 8,606 owner and 7,280 renter households that are cost burdened. Overcrowding and severe overcrowding affect 2,755 households, including 1,490 renter households and 1,265 owner households. Extremely low- and low-income households with one or more housing problems are presumed to be unstably housed, indicating that they are at risk of homelessness. Those with one or more housing problems at this income level are highly sensitive to adverse events. The greatest concentrations of unstably housed households are among small related renter households with a housing cost burden greater than 50 percent of their household income and single family renter households living in overcrowded conditions. There are 4,550 renter households who earn at most 50 percent-AMI and are severely cost burdened, according to the CHAS data (see Table 6). Of these households: - 2,160 are small, related households with four or fewer members - 720 are large, related households with five or more members - 1,120 are elderly households with one or more members over the age of 62 - 550 are other households These extremely low- and low-income households are considered the most at risk of becoming homeless.
TBRA for Non-Homeless Special Needs	The City will use a portion of its HOME funds to provide TBRA to serve households with a member aged 65 years and older who are cost burdened.
New Unit Production	According to the Demographics table, the City population rose by 11 percent, from 152,750 to 169,450, over the ten-year period from 2010 to 2020. Based on funding availability and allocations, the City may allocate a portion of the HOME funds to increase the supply of safe, decent, affordable housing for lower-income households (including extremely low-income households, and low- and moderate-income households), such as seniors, those with disabilities, and those experiencing and/ or at risk of experiencing homelessness. Due to the high cost of purchasing a home the City won't use HOME funds to assist homebuyers.

Affordable Housing Type	Market Characteristics that will influence the use of funds available for housing type
Rehabilitation	Most ownership housing units in the City have two or three-bedrooms (52 percent). In comparison, only 14 percent of the City's rental housing is comprised of units with one-bedroom. This indicates a significant need for rehabilitation. The City will aid rehabilitation of residential housing units. Preservation of the physical and functional integrity of existing housing units occupied by low- and moderate-income households is a cost-effective way to invest limited resources to retain existing housing units that are already affordable to low- and moderate-income households in the community. Addressing substandard housing conditions through housing preservation activities provides that all economic segments of the community have the means to ensure that their property meets local standards.
Acquisition, including preservation	As the Needs Assessment and Market Analysis in this document have clearly shown, thousands of the City households are cost-burdened and likely eligible for newly acquired and rehabilitated affordable housing units. This is a relatively cost-effective way to make incremental increases in affordable rental and homeownership housing stock. As funding is available to properly support this type of project the City will invest in acquisition rehabilitation.

SP-35 Anticipated Resources

During the five-year period of the Consolidated Plan from July 1, 2025, to June 30, 2030, the City of Palmdale anticipates investing an estimated $8,297,975 CDBG and $2,763,123 HOME funds (over the 5-year period) to support the goals of this Strategic Plan. The annual allocations are subject to federal appropriations and changes in demographic data used in HUD formulas for each respective program. The City's *Fiscal Year 2025 Action Plan* will lay out the use of the annual allocations to address the priority needs and achieve the goals defined in the Strategic Plan.

Table 46- Anticipated Resources

Program	Uses of Funds	Expected Amount Available for 5-Years				Expected Amount Available Remainder of Con Plan:	Narrative Description
		Annual Allocation:	Program Income:	Prior Year Resources:	Total:		
CDBG	Acquisition Admin and Planning Economic Development Housing Public Improvements Public Services	$1,500,000	$0	$797,975	$2,297,975	$6,000,000	Based on 2024 FY allocation from HUD.
HOME	Acquisition Homebuyer assistance Homeowner rehab Multifamily rental new construction Multifamily rental rehab New construction for ownership Admin and Planning Housing TBRA	$520,000	$163,123	$0	$683,123	$2,080,000	Based on 2024 FY allocation from HUD.

Explain how federal funds will leverage those additional resources (private, state, and local funds), including a description of how matching requirements will be satisfied.

The City is expected to receive HOME funding which can be leveraged with CDBG funding if used for affordable housing and housing rehabilitation. The City will leverage HOME funding if future projects are presented during the next five years. The HOME program requires a 25 percent match based on fund expenditure unless a jurisdiction meets the thresholds to have the match requirements reduced. The threshold conditions are: 1) Fiscal distress; 2) Severe fiscal distress, and 3) Presidentially declared major disasters covered under the Stafford Act. The City was identified by HUD as a fiscally distressed jurisdiction and has been granted a 50 percent match reduction for Fiscal Year 2023. The determinations for 2024 have not been made public as of January 23, 2025. The City anticipates this designation will continue into the 2025 Consolidated Plan period.

Given the limited size of the CDBG and HOME annual allocations, the City may consider pursuing new Section 108 loans within the five-year Consolidated Plan period to support large-scale public improvements or housing projects.

Depending on the financing structure of a given activity, it may be advantageous for the City to use CDBG funds to leverage appropriate state, local, and private resources, including but not limited to those listed below.

Federal Resources:

- Continuum of Care (CoC) Program
- HUD Veterans Affairs Supportive Housing (HUD-VASH)
- Supportive Housing for the Elderly (Section 202)
- Supportive Housing for Persons with Disabilities (Section 811)
- Housing Opportunities for Persons with AIDS (HOPWA)
- YouthBuild
- Federal Low-Income Housing Tax Credit Program
- Project Based Housing Choice Vouchers

State Resources:

- Low-Income Housing Tax Credit Program
- Tax-Exempt Bond Financing
    - Permanent Local Housing Allocation
- CalHome Program
- Multifamily Housing Program (MHP)
- Homekey
- CalHFA Single and Multi-Family Program

- Mental Health Service Act (MHSA) Funding
- Affordable Housing and Sustainable Communities Program
- Proposition 1

Local Resources:

- Los Angeles County CoC
- California Home Finance Agency
- City of Palmdale In Lieu Fees
- Low- and Moderate-Income Housing Asset Fund (Successor Housing Agency)
- County Measure A

Private Resources

- Federal Home Loan Bank, Affordable Housing Program
- Community Reinvestment Act Programs
- United Way
- Private Contributions

If appropriate, describe publicly owned land or property located within the jurisdiction that may be used to address the needs identified in the plan.

The Palmdale Housing Authority controls three properties in the City on which it plans to develop affordable housing. Those are as follows:

- 3rd Street E between Avenue Q and P-12, and 4th Street and Avenue Q vacant land
- Ave Q & 4th St E Transit Village Project 78 units affordable housing
- 38107 10th Street East, multi family

Discussion

Assuming continued level funding, the City expects to utilize $11,061,098 in CDBG and HOME funds during the five-year period beginning July 1, 2025, and ending June 30, 2030, to achieve the goals of the Strategic Plan.

SP-40 Institutional Delivery Structure

Table 47 provides an overview of the institutional structure through which the City of Palmdale will carry out its Consolidated Plan including private industry, nonprofit organizations, and public institutions.

Table 47- Institutional Delivery Structure

Responsible Entity	Responsible Entity Type	Role	Geographic Area Served
City of Palmdale	Government	Economic Development Homelessness Non-homeless special needs Ownership Planning Rental Neighborhood improvements Public facilities Public services	Jurisdiction
County of Los Angeles Housing Authority	PHA	Ownership Public Housing Rental	Region

Assess of Strengths and Gaps in the Institutional Delivery System

The institutional delivery system in the City is highly functioning and collaborative, particularly the relationship between local government and the nonprofit sector comprised of a network of capable nonprofit organizations that are delivering a full range of services to residents. Strong City departments anchor the administration of HUD grant programs and the housing, community, and economic development activities that are implemented by the City.

Availability of services targeted to homeless persons and persons with HIV and mainstream services

Table 48 - Homeless Prevention Services Summary

Homelessness Prevention Services	Available in the Community	Targeted to Homeless	Targeted to People with HIV
Homelessness Prevention Services			
Counseling/Advocacy	X	X	X
Legal Assistance	X		
Mortgage Assistance			
Rental Assistance	X	X	X
Utilities Assistance	X	X	X
Street Outreach Services			
Law Enforcement	X		
Mobile Clinics		X	
Other Street Outreach Services		X	
Supportive Services			
Alcohol & Drug Abuse	X		
Child Care	X		
Education	X		
Employment and Employment Training	X		
Healthcare	X	X	X
HIV/AIDS	X		X
Life Skills	X	X	
Mental Health Counseling	X	X	X
Transportation	X	X	X

Describe how the service delivery system including, but not limited to, the services listed above meet the needs of homeless persons (particularly chronically homeless individuals and families, families with children, veterans and their families, and unaccompanied youth)

There are multiple pathways to access the services available in the City to individuals and households experiencing, or at risk of experiencing homelessness. The CoC and the recipients of homeless funding from HUD and Homeless Housing, Assistance and Prevention (HHAP) Grant funds from the State of California utilize the Coordinated Entry System (CES) system to match clients to appropriate services. The City's CDBG public service cap funds will be focused on the provision of services to address the needs of homeless persons, particularly chronically homeless individuals, families with children, veterans and their families, and individuals and families in poverty through a comprehensive set of safety net services offered through SAVES. Often, the primary obstacle to delivering services to homeless populations is the homeless individual's willingness to seek assistance and housing. To address this problem through direct outreach and engagement with links to available resources in the City and the region, the City will use 15 percent of its CDBG grant each year to support SAVES and other services deemed necessary by the City Council. The City is optimistic that this investment in SAVES and other services will significantly reduce the number of homeless occupying areas not meant for human habitation, such as parks, alleys, open space, commercial and industrial areas.

Describe the strengths and gaps of the service delivery system for special needs population and persons experiencing homelessness, including, but not limited to, the services listed above.

In the City, there are a variety of services available to those with special needs and those experiencing or at risk of experiencing homelessness. These services are provided through a mix of public, private, and charitable organizations. This has been the case for many years. Despite these resources and the contributions of community partners, there is still not enough funding to provide the level of services needed for long-term assistance for clients on fixed or extremely limited incomes. The City is not a direct recipient of Emergency Solutions Grant (ESG) funds. Most of the HUD funding to address homelessness is available through the Los Angeles Homeless Services Authority (LAHSA). State funding is not guaranteed and in times of fiscal crisis, has been or is expected to be severely reduced. Private sources have been reduced as foundation endowments and corporations find ways to address needs in an uncertain economy. Finally, as the City's HUD grants do not fully address the level of need for housing and community development activities in the City, it has been difficult to accommodate increasing levels of need in the community and increases in the cost of providing services to homeless and special needs

populations. Provide a summary of the strategy for overcoming gaps in the institutional structure and service delivery system for carrying out a strategy to address priority needs.

To address the insufficient resources necessary to fully address the needs of special needs populations and persons experiencing homelessness, the City will continue allocating the maximum allowable amount of CDBG funds to public services. The City will work to leverage its HOME funds, including CHDO Set-Aside and Low Moderate Income Housing Asset (LMIHAF) funds, with other state, federal, and local resources to address its priority needs.

SP-45 Goals Summary

Table 49 – Goals Summary

Goal Name	Time Period	Category	Geographic Area	Needs Addressed	Funding	Goal Outcome Indicator
Goal 1: Expand access to affordable housing	2025 – 2029	Affordable Housing	Citywide	Affordable housing	HOME: $2,503,123	-125 households assisted with rental assistance -80 household housing units constructed
Provide short- and medium-term rental assistance to individuals and families experiencing economic distress and at-risk of homelessness. In partnership with housing developers, leverage HOME and CDBG funds in support of the development or creation of rental housing opportunities that are affordable to households earning less than 30, 50, or 60 percent of Area Median Income, including units for individuals, families, persons with special needs, and persons experiencing homelessness or at-risk of homelessness. Preserve the physical and functional integrity of existing housing units occupied by low- and moderate-income households. Including, where appropriate, incentives for energy efficiency and conservation measures to increase sustainability and reduce monthly household utility costs to promote greater affordability.						
Goal 2: Improve public facilities and infrastructure	2025 – 2029	Non-Housing Community Development	Citywide	Improve public facilities and infrastructure	CDBG: $5,447,975	Public Facility or Infrastructure Activities other than Low/ Moderate Income Housing: Persons assisted: 100,000
Description: Improve public facilities and infrastructure to benefit low- and moderate-income people or those presumed under HUD regulations to be low- and moderate-income such as elderly people and disabled adults, as well as residents of low- and moderate-income housing. This strategy includes the installation of infrastructure in support of affordable housing. Public improvements undertaken with CDBG funds may incorporate public art into projects that otherwise meet a National Objective of the CDBG program.						

Goal Name	Time Period	Category	Geographic Area	Needs Addressed	Funding	Goal Outcome Indicator
Goal 3: Provide access to fair housing services	2025 -- 2029	Affordable Housing	Citywide	Ensure equal access to housing opportunities	CDBG: $200,000	Persons assisted: 1,500
Description: Fulfill the HUD regulatory mandate to affirmatively further fair housing choice through the provision of fair housing education, counseling, anti-discrimination, and landlord-tenant mediation services.						
Goal 4: Provide public services, including homeless services	2025 -- 2029	Non-Housing Community Development	Citywide	Provide public services for residents, including those with special needs	CDBG $1,125,000	Public services other than Low/ Moderate Income Housing Benefit: 47,500 persons
Description: Provide public services designed to support a continuum of services in the Antelope Valley to prevent and eliminate homelessness including but not limited to emergency services, food and necessities of life, homelessness prevention programs, case management, and temporary housing assistance. Provide public services for youth and seniors including but not limited to those concerned with nutrition, education, health, transportation, and recreation, including programs that incorporate the creation of public art as a focus of the activity to foster a more suitable living environment. Provide public services to persons with special needs, including but not limited to those concerned with disabilities, domestic violence, substance abuse, and HIV/AIDS.						

Goal Name	Time Period	Category	Geographic Area	Needs Addressed	Funding	Goal Outcome Indicator
Goal 5: Foster economic opportunity	2025 -- 2029	Non-Housing Community Development	Citywide	Expand economic opportunity for low-income residents and small business owners	CDBG $225,000	Businesses Assisted: 10
To address unemployment and underemployment in the community and activate commercial corridors City supports the development and expansion of qualified small local businesses. This approach fulfills several needs in the community, including addressing employment opportunities, supporting business to update aged and dilapidated commercial buildings, offering a wide range of products and services to residents and in creating the sales tax base.						
Goal 6: Planning and Administration	2025 -- 2029	Program admin	N/A	Comply with federal CDBG and HOME regulations	CDBG $1,300,000 HOME $260,000	Other 5 plans
Description: These funds will be used to comply with federal statutes and regulations pertaining to the CDBG and HOME Programs.						

Estimate the number of extremely low-income, low-income, and moderate-income families to whom the jurisdiction will provide affordable housing as defined by HOME 91.315(b)(2)

Approximately 205 extremely low-, low- moderate-income households will benefit from the City's affordable housing activities.

SP-50 Public Housing Accessibility and Involvement

Need to Increase the Number of Accessible Units (if Required by a Section 504 Voluntary Compliance Agreement)

There are no public housing units in the City of Palmdale. This section does not apply to the City.

Activities to Increase Resident Involvement

LACDA encourages residents to be actively involved in the community and in the management of public housing developments through resident councils and numerous opportunities for feedback such as community meetings and surveys. LACDA encourages qualified public housing participants to pursue self-sufficiency and homeownership. In the Family Self-Sufficiency program staff works with participants to establish a five-year plan to become independent of government assistance. As family income increases the amount of rent they are responsible for increases as well. The incremental increase in rent is put into an escrow account which becomes available to the family upon completion of the program or for eligible expenses during the term of the program.

Is the public housing agency designated as troubled under 24 CFR part 902?

The City of Palmdale Housing Authority is not designated as troubled.

Plan to remove the 'troubled' designation

Not applicable

SP-55 Barriers to Affordable Housing

Barriers to Affordable Housing

A barrier to affordable housing is a public policy or nongovernmental condition that constrains the development or rehabilitation of affordable housing, such as land use controls, property taxes, state prevailing wage requirements, environmental protection, cost of land and availability of monetary resources. Barriers to affordable housing are distinguished from impediments to fair housing choice in that barriers are lawful and impediments to fair housing choice are usually unlawful.

As described in the City's Housing Assessment, the City of Palmdale has experienced significant population growth since 1980. Over 80 percent of the City's housing stock has been constructed since 1980. Since 2000 nearly all new units in the City have been single-family units. This is due to several factors: 1) there was a moratorium imposed on new multi-family housing construction in place between 1999 and 2001; 2) there was substantial public opposition to any new multi-family housing; and 3) until October 2012, the City's highest residential density, R-3, allowed a maximum of only 16 units per acre and imposed very restrictive and inflexible development standards, pushing the price of development up. As a result, the current housing stock in the City is 78 percent detached single-family, 12 percent larger multi-family complexes (five or more units), five percent mobile homes, thee percent small multi-family complexes, and two percent condominiums. Multi-family development is mainly located along Palmdale Boulevard in the central portion of the city.

Strategy to Remove or Ameliorate the Barriers to Affordable Housing

The City's Housing Element includes a Housing Plan with a range of goals and supporting policies for addressing the City's housing needs and mitigating constraints with available resources. The City's strategy includes the following:

- Promote the construction of a variety of residential development opportunities for all income groups.
    - Encourage the production of housing for all segments of the City's population, including all income levels (including extremely low-income households) and those with special needs.
    - Encourage a variety of housing types such as single-family attached (townhomes), multi-family units, planned unit developments, mixed-use housing, and other housing types to fulfill regional housing needs.
    - Encourage the development of new affordable units through the provision of incentives.
    - Encourage the development of housing that is affordable to lower income groups in areas well served by public transportation, schools, retail, and other services.
- Preserve and improve the existing supply of affordable housing.

    - Require that all units developed under any of the City affordable housing programs remain affordable for the longest possible time or at least 30 years.
    - Use regulatory and financial tools to make mobile home spaces permanently affordable.
    - Preserve or replace units with expiring subsidies.
- Mitigate local government constraints on housing.
    - Assess financial impacts of zone changes on housing affordability.
    - Assess feasibility of land use concessions and fee reductions to make new housing more affordable.
    - Revise the Zoning Ordinance when necessary to remove constraints in compliance with State law.
- Promote equal housing for all persons regardless of their special characteristics as protected under State and Federal fair housing laws.
    - Ensure that mixed income housing is focused in areas that have access to transit and resources, specifically in Residential Neighborhoods of RN2 and above and all the Mixed-Use Districts.
    - Provide fair housing services that include public information, counseling, and investigation.
- Facilitate adequate housing for households with special needs.
    - Permit a variety of housing types for seniors including dependent housing units and congregate housing with supportive services.
    - Recognize the unique characteristics of elderly and disabled households and address the special needs of these households.
    - Establish and maintain standards for units designated as senior units to ensure that they are accessible and convenient for older persons and persons with disabilities.
- Address the needs of persons experiencing homelessness.
    - Provide emergency food, shelter and referrals to homeless and very low-income individuals and families.
    - Provide zoning designations for the development of shelters for the homeless.
    - Cooperate in regional homeless assistance feasibility studies.
    - Provide referral services and accept referrals from homeless service agencies for emergency housing placement.
- Increase access to safe and adequate housing for people with disabilities.
    - Ensure access for the disabled in residential, commercial, and public structures.
    - Educate property managers about the reasonable accommodation provisions of the Americans with Disabilities Act and Federal and State fair housing laws through the Partners Against Crime program and the fair housing services provider.
- Implement energy and water conservation measures.

    - Ensure that energy and water conservation measures are included in all new development and redevelopment projects using an energy conservation checklist.
    - Inform the public about retrofitting their homes with energy and water conservation measures.
    - Incorporate native desert vegetation as a condition of approval for all proposed housing projects.
- Enhance vitality and safety of existing residential neighborhoods.
    - Actively enforce compliance with health, safety, building, fire, law enforcement and other regulations in all neighborhoods.
    - Actively enforce the City's property maintenance ordinance.
    - Improve property maintenance and management by providing training to owners and managers.
- Promote neighborhood versatility by encouraging a mix of new housing alternatives to increase affordability and promote home ownership.
    - Encourage voluntary inclusionary housing by offering incentives to developers.
    - Evaluate the feasibility of small lots, reduced setbacks or other modifications to reduce cost of development.
    - Encourage mixed-use housing in designated areas along transportation corridors and other commercial areas.

SP-60 Homelessness Strategy

Reaching out to homeless persons (especially unsheltered persons) and assessing their individual needs

The City of Palmdale is committed to being a place where all are welcome, where people are supported and where everyone has an opportunity to thrive. The City is committed to making a difference by coordinating with County partners, including the CoC, the County CEO – Homeless Initiative, local businesses, community faith groups, and nonprofit partners to engage the homeless population.

The 2024 PIT Count shows that on January 24, throughout Los Angeles County most people experiencing homelessness were unsheltered. Of 71,201 homeless individuals almost 70 percent were unsheltered.

Although the City does not receive direct entitlement of ESG funds, the City can use its CDBG, PLHA, Low Mod Funds, Los Angeles County Measure A Local Solution funds, and other resources to fund emergency shelter, housing navigation, outreach, case management, rapid re-housing, and short term to medium term rental assistance for organizations that serve the unsheltered community.

Addressing the emergency and transitional housing needs of homeless persons

The 2024 PIT Count recorded 21,692 sheltered and 49,509 unsheltered individuals experiencing homelessness. Of the sheltered and homeless population 90 percent were residing in emergency shelter. The 2024 Housing Inventory Count reported 8,402 emergency shelter beds and 938 transitional housing beds for household with adults and children, 14,801 emergency shelter beds and 2,049 transitional housing beds for households with only adults.

The development of the Palmdale Dream Village is in its final stage. The construction of the 20 individual housing units will take place in 2025. Program participants will receive comprehensive wrap-around services, including case management, meals, and life skills training. Operations are funded by the Los Angeles County Cities and Councils of Government Interim Housing Service grant. Although the City does not receive ESG funds, it will continue seeking other sources to support this important work.

Helping homeless persons (especially chronically homeless individuals and families, families with children, veterans and their families, and unaccompanied youth) make the transition to permanent housing and independent living, including shortening the period of time that individuals and families experience homelessness, facilitating access for homeless individuals and families to affordable housing units, and preventing individuals and families who were recently homeless from becoming homeless again.

Individuals and families need access to reasonably affordable housing to transition from homelessness to stability. In addition to funding rapid rehousing activities, the City may leverage CDBG, HOME, PLHA, Los Angeles County Measure A Local Solution funds and HOME-ARP funds to expand the supply of affordable housing.

Help low-income individuals and families avoid becoming homeless, especially extremely low-income individuals and families who are likely to become homeless after being discharged from a publicly funded institution or system of care, or who are receiving assistance from public and private agencies that address housing, health, social services, employment, education, or youth needs.

The City does not receive ESG funds. The City uses state and other resources to fund rapid rehousing, which includes case management, and rental assistance to households experiencing and at risk of experiencing homelessness. The City has previously and plans to continue using HOME funds to provide TBRA to assist households at-risk of homelessness.

SP-65 Lead-Based Paint Hazards

Actions to address LBP hazards and increase access to housing without LBP hazards.

The Residential Lead-Based Paint (LBP) Hazard Reduction Act of 1992 (Title X) emphasizes prevention of childhood lead poisoning through housing-based approaches. This strategy requires the City of Palmdale to implement programs that protect children living in older housing from lead hazards.

This housing stock in the City is relatively new; 80 percent of housing units were constructed after 1980 according to 2016-2020 CHAS data. Only units constructed prior to January 1, 1978, are presumed to have the potential to contain LBP. In these units, the best way to have reasonable assurance that LBP hazards are not present is to have the painted surfaces tested.

To reduce LBP hazards, the City takes the following actions:

- Include lead testing and abatement procedures, as required, in all residential rehabilitation activities for units built prior to January 1, 1978.
- Educate residents on the health hazards of LBP through brochures and encourage screening children for elevated blood-lead levels.
- Disseminate brochures about lead hazards through the City's residential rehabilitation activities.

How are the actions listed above related to the extent of lead poisoning and hazards?

Over time, through testing and abatement, monitoring of public health data, and public education, the public will have greater awareness of LBP hazards to children. This will prompt homeowners, landlords, and parents of young children, to proactively address unsafe housing conditions in pre-1978 units.

How are the actions listed above integrated into housing policies and procedures?

In accordance with federal regulation, the City has established policies regarding the identification of lead-based paint (LBP) hazards. Housing built prior to 1978 must undergo lead-based paint testing prior to receiving funding for rehabilitation. If deteriorated lead-based paint surfaces are found, they must be stabilized during the rehabilitation of the property. As required, abatement must be performed by a certified lead-based paint assessor prior to the issuance of the Notice of Completion. The City will continue to maintain policies and procedures to increase access to housing without LBP hazards. CDBG and HOME funding is not provided until it is determined properties are free of LBP hazards.

SP-70 Anti-Poverty Strategy

Jurisdiction Goals, Programs and Policies for reducing the number of Poverty-Level Families.

Poverty continues to be a significant challenge in Palmdale. According to the 2016-2020 ACS 16.4 percent of the population of the City is living below the FPL, accounting for 26,155 residents. To meaningfully address this challenge, each of the goals included in the Strategic Plan supports activities to promote the availability of affordable housing and the provision of essential services that directly benefit low- and moderate-income residents. In the implementation of the Strategic Plan, the City will prioritize funding for activities that most effectively address these goals over the next five years. This strategy will emphasize using CDBG and HOME funds to help individuals and families rise out of poverty to long-term self-sufficiency.

The implementation of CDBG and HOME activities meeting the goals established in this Strategic Plan will help to reduce the number of poverty-level families by supporting:

- Expand access to affordable housing
- Provide access to fair housing services
- Provide public services, including homeless services

In addition to these local efforts, mainstream state and federal resources also contribute to reducing the number of individuals and families in poverty. Federal programs, such as the Earned Income Tax Credit and Head Start, offer a pathway out of poverty for families who are ready to pursue employment and educational opportunities. In California, the primary programs that assist families in poverty are CalWORKS, CalFresh (formerly food stamps) and Medi-Cal. Together, these programs provide individuals and families with employment assistance, subsidy for food, medical care, childcare, and cash payments to meet basic needs such as housing, nutrition and transportation. Other services are available to assist individuals suffering from substance abuse, domestic violence, and mental illness.

How are the Jurisdiction poverty reducing goals, programs, and policies coordinated with this affordable housing plan?

The goals of this Strategic Plan are aligned to benefit low- and moderate-income residents to reduce the number of poverty-level families. For example, activities completed under the "expand access to affordable housing" and "provide access to fair housing services" goals will increase the housing stock accessible to extremely low- and low-income households transitioning out or at risk of homelessness. Implementation of this goal may reduce a household housing cost burden thereby increasing disposable income and enabling opportunity to pursue previously inaccessible choices.

SP-80 Monitoring

Describe the standards and procedures that the jurisdiction will use to monitor activities carried out in furtherance of the plan and will use to ensure long-term compliance with requirements of the programs involved, including minority business outreach and the comprehensive planning requirements

To ensure that CDBG and HOME funds are used efficiently and in compliance with applicable regulations, the City of Palmdale provides technical assistance at the beginning of each program year and monitors subrecipients throughout the program year.

Technical Assistance

To enhance compliance with federal program regulations, the Department of Administrative Services provides technical assistance to prospective applicants for any CDBG or HOME Notice of Funding Availability (NOFA) upon request. Technical assistance is also provided during the implementation of CDBG or HOME funded projects to ensure that appropriate resources are provided in furtherance of compliance with the program regulations.

Activity Monitoring

All activities are monitored, beginning with a detailed review upon receipt of an application to determine eligibility, conformance with a National Objective and a Strategic Plan goal. This review also examines the proposed use of funds, eligibility of the service area and intended beneficiaries, and likelihood of compliance with other federal requirements.

Subrecipients are required to submit an audit and other documentation to establish their capacity, and any findings noted in the audit are reviewed with the applicant. Eligible applications are then considered for funding. Once funded, desk monitoring includes ongoing review of required quarterly performance reports. For CDBG public service activities, on-site monitoring is conducted once a year to ensure fiscal and programmatic compliance. Areas routinely reviewed include overall administration, financial systems, appropriateness of program expenditures, program delivery, client eligibility determination and documentation, reporting systems, and achievement toward achieving contractual goals. Following the monitoring visit, a written report is provided delineating the results of the review and any findings of non- compliance and the required corrective action. Subrecipients normally have 30 days to provide the City with corrective actions taken to address any noted findings. Individualized technical assistance is provided, as noted above, as soon as compliance concerns are identified.

Annual Action Plan

AP-15 Expected Resources

Annual allocations are subject to federal appropriations and changes in demographic data used in HUD's formulas for the programs. The funding amounts in the *2025 Annual Action Plan* are estimates, as Congress has not yet passed HUD's FY25 appropriation, and the timing of its approval remains uncertain. Once the City receives its annual allocation,

- the Fair Housing Services and Section 108 Debt Service activities budgets will remain at the estimated amount and the remaining CDBG funded activities will be proportionately adjusted to align with the actual funding amount, and
- the Tenant Based Rental Assistance activity will remain at the estimated amount and the remaining HOME activities will be proportionately adjusted to align with the actual funding amount.

During the five-year period of the Consolidated Plan from July 1, 2025, to June 30, 2030, the City of Palmdale anticipates investing an estimated $1,500,000 in CDBG funds and $520,000 in HOME funds each year to support the goals of the Strategic Plan.

Table 50- Expected Resources –PY 2025

Program	Uses of Funds	Expected Amount Available				Narrative Description
		Annual Allocation:	Program Income:	Prior Year Resources:	Total:	
CDBG	Acquisition Admin and Planning Economic Development Housing Public Improvements Public Services	$1,500,000	$0	$797,975	$2,297,975	Based on 2024 FY allocation from HUD.
HOME	Acquisition Homebuyer assistance Homeowner rehab Multifamily rental new construction Multifamily rental rehab New construction for ownership Admin and Planning Housing TBRA	$520,000	$163,123	$0	$683,123	Based on 2024 FY allocation from HUD.

Explain how federal funds will leverage those additional resources (private, state and local funds), including a description of how matching requirements will be satisfied.

The extent of need in the City far exceeds the available funding from CDBG and HOME. Most activities into which these funds are invested will leverage a variety of additional sources including, but not limited to, public and private grants, capital development and general funds, public financing, and private donations. The City has been awarded HUD HOME American Rescue Plan (ARP) and state Permanent Local Housing Allocation (PLHA) funds to further address extremely low- and low-income housing needs including the needs of residents experiencing and at risk of experiencing homelessness. The City has Low- and Moderate-Income Housing Asset Funds (LMIHAF) which may be used to supplement homeless services provided to residents. The City encourages the use of Low-Income Housing Tax Credits to fund construction, substantial rehabilitation, or acquisition or affordable housing.

Federal Resources

- Continuum of Care (CoC) Program
- HUD Veterans Affairs Supportive Housing (HUD-VASH)
- Supportive Housing for the Elderly (Section 202)
- Supportive Housing for Persons with Disabilities (Section 811)
- Housing Opportunities for Persons with AIDS (HOPWA)
- YouthBuild
- Federal Low-Income Housing Tax Credit Program
- Project Based Housing Choice Vouchers

State Resources

- Low-Income Housing Tax Credit Program
- Tax-Exempt Bond Financing
- Permanent Local Housing Allocation
- Building Equity and Growth in Neighborhoods Program (BEGIN)
- CalHome Program
- Multifamily Housing Program (MHP)
- Homekey
- CalHFA Single and Multi-Family Program
- Mental Health Service Act (MHSA) Funding
- Affordable Housing and Sustainable Communities Program
- Proposition 1

Local Resources

- LA CoC
- California Home Finance Agency
- City of Palmdale In Lieu Fees
- Low- and Moderate-Income Housing Asset Fund (Successor Housing Agency)
- County Measure A

Private Resources

- Federal Home Loan Bank, Affordable Housing Program
- Community Reinvestment Act Programs
- United Way
- Private Contributions

HOME Matching Requirements

The HOME program requires a 25 percent match based on fund expenditure, unless a jurisdiction meets a threshold to have the match requirements reduced; those threshold conditions are: 1) Fiscal distress; 2) Severe fiscal distress, and 3) Presidentially declared major disasters covered under the Stafford Act. The City was identified by HUD as a fiscally distressed jurisdiction and has been granted a 50 percent match reduction for fiscal year 2023, as of the preparation of this Action Plan neither the fiscal year 2024 or 2025 reductions have been published. The City expects the 2023 designation will continue in fiscal year 2025.

If appropriate, describe publicly owned land or property located within the jurisdiction that may be used to address the needs identified in the plan.

The Palmdale Housing Authority controls three properties in the City on which it plans to develop affordable housing. Those are as follows:

- 3rd Street E between Avenue Q and P-12, and 4th Street and Avenue Q vacant land
- Ave Q & 4th St E Transit Village Project 78 units affordable housing
- 38107 10th Street East, multi family

Discussion

The City shares overall responsibility for meeting the priority needs identified in the Strategic Plan with many other organizations and is solely responsible for using CPD entitlement funds to address the needs of low- and moderate-income residents.

AP-20/ AP-23 Annual Goals and Objectives

Table 51 - Goals and Objectives

Goal Name	Time Period	Category	Geographic Area	Needs Addressed	Funding	Goal Outcome Indicator
Goal 1: Expand access to affordable housing	2025 – 2029	Affordable Housing	Citywide	Increase the supply of affordable housing	HOME $631,123	25 households assisted with rental assistance 80 household housing units constructed
Provide short- and medium-term rental assistance to individuals and families experiencing economic distress and at-risk of homelessness. In partnership with housing developers, leverage HOME funds in support of the development or creation of rental housing opportunities that are affordable to households earning less than 30, 50, or 60 percent of Area Median Income, including units for individuals, families, persons with special needs, and persons experiencing homelessness or at-risk of homelessness. Subject to funding availability, design and implement programs for the preservation of the physical and functional integrity of existing housing units occupied by low- and moderate-income households. Including, where appropriate, incentives for energy efficiency and conservation measures to increase sustainability and reduce monthly household utility costs to promote greater affordability.						
Goal 2: Improve public facilities and infrastructure	2025 – 2029	Non-Housing Community Development	Citywide	Improve public facilities and infrastructure	CDBG $1,727,975	Public Facility or Infrastructure Activities other than Low/ Moderate Income Housing: Persons assisted: 20,000
Description: Improve public facilities and infrastructure to benefit low- and moderate-income people or those presumed under HUD regulations to be low- and moderate-income such as elderly people and disabled adults as well as residents of low- and moderate-income housing. This strategy includes the installation of infrastructure in support of affordable housing. Public improvements undertaken with CDBG funds may incorporate public art into projects that otherwise meet a National Objective of the CDBG program.						
Goal 3: Provide access to fair housing services	2025 – 2029	Affordable Housing	Citywide	Ensure equal access to housing opportunities	CDBG $40,000	Persons assisted: 300

Goal Name	Time Period	Category	Geographic Area	Needs Addressed	Funding	Goal Outcome Indicator
Description: Fulfill the HUD regulatory mandate to affirmatively further fair housing choice through the provision of fair housing education, counseling, anti-discrimination and landlord-tenant mediation services.						
Goal 4: Provide public services, including homeless services	2025 – 2029	Non-Housing Community Development	Citywide	Provide public services for residents, including those with special needs	CDBG $225,000	Public services other than Low/ Moderate Income Housing Benefit: 9,500 persons
Description: Provide public services designed to support a continuum of services in the Antelope Valley to prevent and eliminate homelessness including but not limited to emergency services, food and necessities of life, homelessness prevention programs, case management, and temporary housing assistance. Provide public services for youth and seniors including but not limited to those concerned with nutrition, education, health, transportation, and recreation, including programs that incorporate the creation of public art as a focus of the activity to foster a more suitable living environment. Provide public services to persons with special needs including but not limited to those concerned with disabilities, domestic violence, substance abuse and HIV/AIDS.						
Goal 5: Planning and administration	2025 – 2029	Program administratio n	N/A	Comply with federal CDBG and HOME regulations	CDBG $260,000 HOME $52,000	Other: 1 Plans
Description: These funds will be used to comply with federal statutes and regulations pertaining to the CDBG and HOME Programs.						

AP-35 Projects

To address the high priority needs identified in the Strategic Plan to the *2025-2029 Consolidated Plan*, the City will invest CDBG and HOME funds in projects that preserve affordable housing, provide fair housing services, provide public services to low-income residents, prevent homelessness, and improve businesses. Together, these projects will address the housing, community, and economic development needs of City of Palmdale residents.

Table 52 - Project Information

2025 Projects
1. Affordable Rental Housing Development
2. Affordable Rental Housing Development (CHDO)
3. Tenant-Based Rental Assistance
4. Infrastructure
5. ADA Improvements
6. Fair Housing Services
7. South Antelope Valley Emergency Services (SAVES)
8. Section 108 Lon Debt Services and Trustee Fees
9. Administration and Planning

Describe the reasons for allocation priorities and any obstacles to addressing underserved needs.

As grant resources become increasingly scarce, it is important for the City to determine areas and population segments with the greatest level of need for a particular program or activity and to be able to invest federal, state, and local resources in high leverage opportunities where data suggests that the City will be able to maximize the impact of every dollar.

The 2025-2029 Consolidated Plan is a roadmap to guide the City's housing, community, and economic development investments during the next five years. All investments of HUD funding are used to address the priority needs listed in the City's five-year Consolidated Plan.

The limited funding resources continue to provide challenges to fully address the level of need identified in the Consolidated Plan.

AP-38 Project Summary

Project Summary Information

Table 53 - Project Summary

1	Project Name	Affordable Housing Development
	Target Area	Citywide
	Goals Supported	Affordable Housing
	Needs Addressed	Increase the supply of affordable housing
	Funding	HOME: $303,123
	Description	TBD
	Target Date	TBD
	Estimate the number and type of families that will benefit from the proposed activities	TBD
	Location Description	Citywide
	Planned Activities	Affordable Housing
2	Project Name	Affordable Housing (CHDO)
	Target Area	Citywide
	Goals Supported	Affordable Housing
	Needs Addressed	Increase the supply of affordable housing
	Funding	HOME: $78,000 (CHDO set-aside)
	Description	TBD: The City will conduct a public hearing to amend the Action Plan once a suitable project is identified
	Target Date	6/30/2026
	Estimate the number and type of families that will benefit from the proposed activities	TBD
	Location Description	Citywide
	Planned Activities	TBD: The City will conduct a public hearing to amend the Action Plan once a suitable project is identified
3	Project Name	Tenant-Based Rental Assistance
	Target Area	Citywide
	Goals Supported	Affordable Housing
	Needs Addressed	Provide rental assistance to low-income households
	Funding	HOME: $250,000
	Description	Provide short- and medium-term Tenant-Based Rental Assistance to low-income households.
	Target Date	6/30/2026
	Estimate the number and type of families that will benefit from the proposed activities	25 low-income seniors will benefit from the proposed activity.
	Location Description	Citywide
	Planned Activities	Tenant-Based Rental Assistance

4	Project Name	Infrastructure
	Target Area	Low- and moderate-income areas
	Goals Supported	Public Infrastructure
	Needs Addressed	Improve public facilities and infrastructure
	Funding	CDBG: $889,937
	Description	Improve public infrastructure and facilities to benefit low-and moderate-income people or those presumed under HUD regulations to be low-and-moderate income such as, but no limited to elderly people and disabled adults. Activities may include Neighborhood Facilities improvements.
	Target Date	6/30/2026
	Estimate the number and type of families that will benefit from the proposed activities	Approximately 20,000 people will benefit from the proposed activities.
	Location Description	Citywide
	Planned Activities	Curb, gutter and sidewalk improvements
5	Project Name	ADA Improvements
	Target Area	Low- and moderate-income areas
	Goals Supported	Public Infrastructure
	Needs Addressed	Improve public facilities and infrastructure
	Funding	CDBG: $500,000
	Description	Improve public infrastructure and facilities to benefit low-and moderate-income people or those presumed under HUD regulations to be low-and-moderate income such as, but no limited to elderly people and disabled adults.
	Target Date	6/30/2026
	Estimate the number and type of families that will benefit from the proposed activities	Approximately 20,000 people will benefit from the proposed activities.
	Location Description	Citywide
	Planned Activities	ADA improvements
5	Project Name	Fair Housing Services
	Target Area	Citywide
	Goals Supported	Fair Housing Services
	Needs Addressed	Ensure equal access to housing opportunities
	Funding	CDBG: $40,000
	Description	Fulfill the HUD regulatory mandate to affirmatively further fair housing choice through the provision of fair housing education, counseling, anti-discrimination, and landlord-tenant mediation services.
	Target Date	6/30/2026
	Estimate the number and type of families that will benefit from the proposed activities	Approximately 300 people will benefit from the proposed activity.
	Location Description	Citywide

	Planned Activities	Housing Rights Center: Fair Housing Services
6	Project Name	South Antelope Valley Emergency Services (SAVES)
	Target Area	Citywide
	Goals Supported	Public services including homelessness
	Needs Addressed	Prevent and eliminate homelessness Provide public services for residents, including those with special needs
	Funding	CDBG: $225,000
	Description	Support a continuum of services in the Antelope Valley to prevent and eliminate homelessness including but not limited to emergency services, homeless prevention programs, case management and bridge housing.
	Target Date	6/30/2026
	Estimate the number and type of families that will benefit from the proposed activities	Approximately 9,500 people will benefit from the proposed activities.
	Location Description	Citywide
	Planned Activities	South Antelope Valley Emergency Services
7	Project Name	Section 108 Loan Debt Services and Trustee Fees
	Target Area	Citywide
	Goals Supported	Public Facilities and Improvements
	Needs Addressed	Not Applicable
	Funding	CDBG: $373,038
	Description	Annual debt service for Section 108 Loan Guarantee.
	Target Date	6/30/2026
	Estimate the number and type of families that will benefit from the proposed activities	Not Applicable
	Location Description	Not Applicable
	Planned Activities	Final Section 108 loan payment.
8	Project Name	Administration and Planning
	Target Area	Citywide
	Goals Supported	All
	Needs Addressed	All
	Funding	CDBG: $260,000 HOME: $52,000
	Description	This project provides for the administration of the CDBG and HOME programs. Funds may also be used to support comprehensive general plan housing element updates currently underway to comply with State law and to plan effectively for fair, affordable housing.
	Target Date	6/30/2026
	Estimate the type and goal for the proposed activities	Not Applicable
	Location Description	Not Applicable

	Planned Activities	CDBG and HOME programs Administration and Planning

AP- 50 Geographic Distribution

Description of the geographic areas of the entitlement (including areas of low-income and minority concentration) where assistance will be directed.

The City has not established specific target areas in which to focus the investment of CDBG funds. For the 2025 Program Year, the City will invest 100 percent of non-administrative funds to directly benefit low-and moderate-income individuals throughout the City. Infrastructure improvements and public facilities will be focused on areas with a concentration of residents with low- and moderate-incomes or sites that serve a presumed group. Housing assistance will be made available to income-qualified households throughout the City.

Table 54 - Geographic Distribution

Target Area	Percentage of Funds
Citywide	100%

Rationale for the priorities for allocating investments geographically

HUD allows CDBG grantees to implement certain activities, such as initial construction or expansion of community facilities and infrastructure that benefit certain neighborhoods, but not the entire City, provided the service area for the facility or infrastructure is primarily residential, and where at least 51 percent of residents are low- and moderate-income.

It is the City's intent to fund activities in the areas and for the populations most directly affected by the needs of low-income residents and those with other special needs. Where appropriate the Annual Action Plan will direct investment to an area benefit neighborhood. The area benefit category is the most used national objective for activities benefiting a residential neighborhood. An area benefit activity is one that benefits all residents, where at least 51 percent are low- and moderate-income. Public infrastructure improvements are an area benefit activity when they are in a predominantly low- and moderate-income neighborhood.

AP-55 Affordable Housing

The 2025-2029 Strategic Plan provides the framework for investing CDBG and HOME funds in the City of Palmdale. The goal to expand access to affordable housing identified in the Strategic Plan that will be addressed by the Affordable Rental Housing Development, the Affordable Rental Housing Development (CHDO set aside), and Tenant-Based Rental Assistance projects, which will provide funding to increase the supply of affordable housing and provide rental assistance to low-income households.

Below is a summary of the City's planned actions in the coming year.

Table 55 - One Year Goals for Affordable Housing by Support Requirement

One Year Goals for the Number of Households to be Supported	
Homeless	0
Non-Homeless	0
Special-Needs	25
Total	25

Table 56 - One Year Goals for Affordable Housing by Support Type

One Year Goals for the Number of Households Supported Through	
Rental Assistance	25
The Production of New Units	0
Rehab of Existing Units	0
Acquisition of Existing Units	0
Total	25

Discussion

City residents have a significant need for high quality and affordable housing. In Program Year 2025, the City anticipates assisting Tenant-Based Rental Assistance participants. This assistance will be provided to eligible households with low incomes.

AP- 60 Public Housing

As indicated in section NA-35, the Los Angeles Housing Development Authority (LACDA) administers HUDs Housing Choice and Project-Based Voucher and Public Housing programs in Los Angeles County. There is no public housing in Palmdale.

Actions planned during the next year to address the needs of public housing.

Public housing needs are addressed by the Housing Authority of the County of Los Angeles.

Actions to encourage public housing residents to become more involved in management and participate in homeownership.

LACDA encourages residents to be actively involved in the community and in the management of public housing developments through resident councils and numerous opportunities for feedback such as community meetings and surveys. LACDA encourages qualified public housing participants to pursue self-sufficiency and homeownership. In the Family Self-Sufficiency program staff works with participants to establish a five-year plan to become independent of government assistance. As family income increases the amount of rent they are responsible for those as well. The incremental increase in rent is put into an escrow account which becomes available to the family upon completion of the program or for eligible expenses during the term of the program.

If the Public Housing Authority (PHA) is designated as troubled, describe the manner in which financial assistance will be provided or other assistance.

The LACDA is not designated as troubled.

AP- 65 Homeless and Other Special Needs Activities

The City of Palmdale places a high priority on assisting households experiencing or at risk of experiencing homelessness, and households with other non-homeless special needs. According to the results of January 2024, PIT Count, in approximately 71,201 individuals in the CoC, 537 of which were in Palmdale were experiencing homelessness. Analysis of available data and consultation with organizations providing services for special needs populations revealed a need for a range of services including but not limited to those concerned with disabled adults. The City strives to meet these needs through the expanded access to affordable housing and public services for residents, including those with special needs those experiencing homelessness goals and associated activities.

Describe the jurisdiction's one-year goals and actions for reducing and ending homelessness including reaching out to homeless persons (especially unsheltered persons) and assessing their individual needs.

Preventing and ending homelessness is a HUD priority addressed nationally through coordination of regional strategies and carried out locally by government agencies and a wide variety of community-based organizations and faith-based groups. Consistent with this approach, the City supports the CoC and its member organizations that address homelessness. In alignment with this strategy, the City will use County Local Solution funds to support local service providers with programs that include reaching out to homeless persons, especially those who are unhoused, to assess their needs and connect them with appropriate resources.

The City's goal of public services for residents, including those with special needs and those experiencing homelessness, will be implemented through South Antelope Valley Emergency Services (SAVES) project.

Addressing the emergency shelter and transitional housing needs of homeless persons

Through the Homeless Initiative, the County and CoC are working to strengthen and increase the availability of housing and services at all levels. The ultimate solution to ending homelessness is transitional to permanent housing closely aligned with supportive services that ensure housing stability can be maintained. However, because the demand for affordable housing far outpaces the region's supply, the CoC continues to rely on its emergency and bridge housing system to address the immediate needs of Los Angeles County's homeless population.

Palmdale Dream Village provides 20 individual units of interim housing. The project in being developed, and operations are financed with non-CDBG sources. The CoC funds emergency shelter hotel/ motel vouchers for use in the area.

Helping homeless persons (especially chronically homeless individuals and families, families with children, veterans and their families, and unaccompanied youth) make the transition to permanent housing and independent living, including shortening the period of time that individuals and families experience homelessness, facilitating access for homeless individuals and families to affordable housing units, and preventing individuals and families who were recently homeless from becoming homeless again

Leveraging CoC efforts, this Strategic Plan provides for the use of CDBG public service funds to support the social safety net activities of SAVES and HOME funds to provide short- and medium-term tenant-based rental assistance to keep individuals and families housed or to rapidly re-house individuals and families experiencing homelessness. Additionally, the homeless plan goals and efforts included in the foregoing paragraphs will also help homeless persons, especially chronically homeless individuals and families, families with children, veterans, and unaccompanied youth, make the transition to permanent housing and independent living. The City's goals are consistent with HUD's goal to shorten the period that individuals and families experience homelessness and to facilitate access for homeless individuals and families to affordable housing units. The City's goals are aligned with HUD's goal to prevent individuals and families who were recently homeless from becoming homeless again.

Helping low-income individuals and families avoid becoming homeless, especially extremely low-income individuals and families and those who are: being discharged from publicly funded institutions and systems of care (such as health care facilities, mental health facilities, foster care and other youth facilities, and corrections programs and institutions); or, receiving assistance from public or private agencies that address housing, health, social services, employment, education, or youth needs.

An individual or family is considered to be at-risk of becoming homeless if they experience extreme difficulty maintaining their housing and have no reasonable alternatives for obtaining subsequent housing. Homelessness often results from a complex set of circumstances that require people to choose between food, shelter, and other basic needs. Examples of common circumstances that can cause homelessness include eviction, loss of income, insufficient income, disability, increase in the cost of housing, discharge from an institution, irreparable damage or deterioration to housing, and fleeing from family violence.

The "Approved Strategies to Combat Homelessness" published by L.A. County on February 9, 2016, (Homeless Initiative) are consistent with State and Federal initiatives for ending homelessness and consist of 47 strategies arranged by six guiding principles including A) Prevent Homelessness, B) Subsidize Housing, C) Increase Income, D) Provide

Case Management and Services, E) Create a Coordinated System, and F) Increase Affordable/Homeless Housing. The Homeless Initiative represents a commitment by all stakeholders throughout the County to prevent and end homelessness. In 2022, the Homeless Initiative updated the strategies and framework to five strategies to: Coordinate, Prevent, Connect, House and Stabilize.

Through implementation of the collaborative goals of the City of Palmdale's Homeless Plan and implementation of best practices developed through the CoC, the community will be able to serve people discharged from publicly funded institutions or systems of care such as health care facilities or correction programs. Full implementation of the Coordinated Entry System will reduce the number of people discharged from publicly funded institutions into homelessness.

AP- 75 Barriers to Affordable Housing

A barrier to affordable housing is a public policy or nongovernmental condition that constrains the development or rehabilitation of affordable housing, such as land use controls, property taxes, state prevailing wage requirements, environmental protection, cost of land and availability of monetary resources. Barriers to affordable housing are distinguished from impediments to fair housing choice in that barriers are lawful and impediments to fair housing choice are usually unlawful.

As described in the City's Housing Assessment, the City of Palmdale has experienced significant population growth since 1980. Over 80 percent of the City's housing stock has been constructed since 1980. Since 2000 nearly all new units in the City have been single-family units. This is due to several factors: 1) there was a moratorium imposed on new multi-family housing construction in place between 1999 and 2001; 2) there was substantial public opposition to any new multi-family housing; and 3) until October 2012, the City's highest residential density, R-3, allowed a maximum of only 16 units per acre and imposed very restrictive and inflexible development standards, pushing the price of development up. As a result, the current housing stock in the City is 78 percent detached single-family, 12 percent larger multi-family complexes (five or more units), five percent mobile homes, three percent small multi-family complexes, and two percent condominiums. Multi-family development is mainly located along Palmdale Boulevard in the central portion of the city.

Actions it planned to remove or ameliorate the negative effects of public policies that serve as barriers to affordable housing such as land use controls, tax policies affecting land, zoning ordinances, building codes, fees and charges, growth limitations, and policies affecting the return on residential investment.

The City's Housing Element includes a Housing Plan with a range of goals and supporting policies for addressing the City's housing needs and mitigating constraints with available resources. The City's strategy includes the following:

- Promote the construction of a variety of residential development opportunities for all income groups.
    - Encourage the production of housing for all segments of the City's population, including all income levels (including extremely low-income households) and those with special needs.
    - Encourage a variety of housing types such as single-family attached (townhomes), multi-family units, planned unit developments, mixed-use housing, and other housing types to fulfill regional housing needs.
    - Encourage the development of new affordable units through the provision of incentives.

    - Encourage the development of housing that is affordable to lower income groups in areas well served by public transportation, schools, retail, and other services.
- Preserve and improve the existing supply of affordable housing.
    - Require that all units developed under any of the City affordable housing programs remain affordable for the longest possible time or at least 30 years.
    - Use regulatory and financial tools to make mobile home spaces permanently affordable.
    - Preserve or replace units with expiring subsidies.
- Mitigate local government constraints on housing.
    - Assess financial impacts of zone changes on housing affordability.
    - Assess feasibility of land use concessions and fee reductions to make new housing more affordable.
    - Revise the Zoning Ordinance when necessary to remove constraints in compliance with State law.
- Promote equal housing for all persons regardless of their special characteristics as protected under State and Federal fair housing laws.
    - Ensure that mixed income housing is focused in areas that have access to transit and resources, specifically in Residential Neighborhoods of RN2 and above and all the Mixed-Use Districts.
    - Provide fair housing services that include public information, counseling, and investigation.
- Facilitate adequate housing for households with special needs.
    - Permit a variety of housing types for seniors including dependent housing units and congregate housing with supportive services.
    - Recognize the unique characteristics of elderly and disabled households and address the special needs of these households.
    - Establish and maintain standards for units designated as senior units to ensure that they are accessible and convenient for older persons and persons with disabilities.
- Address the needs of persons experiencing homelessness.
    - Provide emergency food, shelter and referrals to homeless and very low-income individuals and families.
    - Provide zoning designations for the development of shelters for the homeless.
    - Cooperate in regional homeless assistance feasibility studies.
    - Provide referral services and accept referrals from homeless service agencies for emergency housing placement.
- Increase access to safe and adequate housing for people with disabilities.
    - Ensure access for the disabled in residential, commercial, and public structures.
    - Educate property managers about the reasonable accommodation provisions of the Americans with Disabilities Act and Federal and State fair

housing laws through the Partners Against Crime program and the fair housing services provider.

- Implement energy and water conservation measures.
    - Ensure that energy and water conservation measures are included in all new development and redevelopment projects using an energy conservation checklist.
    - Inform the public about retrofitting their homes with energy and water conservation measures.
    - Incorporate native desert vegetation as a condition of approval for all proposed housing projects.
- Enhance vitality and safety of existing residential neighborhoods.
    - Actively enforce compliance with health, safety, building, fire, law enforcement and other regulations in all neighborhoods.
    - Actively enforce the City's property maintenance ordinance.
    - Improve property maintenance and management by providing training to owners and managers.
- Promote neighborhood versatility by encouraging a mix of new housing alternatives to increase affordability and promote home ownership.
    - Encourage voluntary inclusionary housing by offering incentives to developers.
    - Evaluate the feasibility of small lots, reduced setbacks or other modifications to reduce cost of development.
    - Encourage mixed-use housing in designated areas along transportation corridors and other commercial areas.

AP-85 Other Actions

In the implementation of the *2025* Annual *Action Plan* (AAP), the City will invest CDBG and HOME resources to address obstacles to meeting underserved needs, reduce the number of poverty-level families, develop institutional structure, and enhance coordination between public and private housing and social service agencies. Priority needs established in the 2025-2029 five-year Consolidated Plan form the basis for establishing objectives and outcomes in the Action Plan. Those needs are as follows:

- Increase the supply of affordable housing
- Improve public facilities and infrastructure
- Equal access to housing opportunities
- Public services for residents, including those with special needs and those experiencing homelessness
- Economic opportunity for low-income residents and small businesses

Actions planned to address obstacles to meeting underserved needs.

The primary obstacles to meeting the underserved needs of low- and moderate-income people include lack of funding from federal, state, and other local sources, the high cost of housing that is not affordable to low-income people, and the lack of availability of home improvement financing in the private lending industry to address these obstacles, at least in part, the City will continue to work to leverage public and private resources through grant and partnership opportunities.

The City will continue to promote fair housing practices for sale and rental housing and to facilitate community awareness of fair housing. The City of Palmdale will use CDBG funds to contract with SoCal Housing Rights Center for this program year to provide fair housing and tenant/ landlord services to residents.

Actions planned to foster and maintain affordable housing.

In the implementation of the *2025 Annual Action Plan,* the City will invest HOME funds to foster affordable housing by partnering with housing developers in an effort to support the development of new rental housing units and provide tenant-based rental assistance to low-income tenants requiring affordable housing.

Actions planned to reduce lead-based paint hazards.

The Residential Lead Based Paint Hazard Reduction Act of 1992 (Title X) emphasizes prevention of childhood lead poisoning through housing-based approaches. To reduce lead-based paint hazards, the City of Palmdale will conduct lead-based paint testing and risk assessments for future rehabilitation projects where the property to be assisted was built prior to January 1, 1978, and will incorporate safe work practices or abatement into

the scope of work as required to reduce lead-based paint hazards in accordance with 24 CFR Part 35.

Actions planned to reduce the number of poverty-level families.

The implementation of CDBG and HOME activities meeting the goals established in the Strategic Plan and this Annual Action Plan will help reduce the number of poverty-level families by supporting:

- Expand access to affordable housing
- Improve public facilities and infrastructure
- Provide access to fair housing services
- Provide public services, including homeless services
- Foster economic opportunity

In addition to these local efforts, mainstream state and federal resources also contribute to reducing the number of individuals and families in poverty. Federal programs, such as the Earned Income Tax Credit and Head Start, provide pathways out of poverty for families who are ready to pursue employment and educational opportunities. Additionally, in California, the primary programs that assist families in poverty are CalWORKS, CalFresh (formerly food stamps), and Medi-Cal. Together, these programs provide individuals and families with employment assistance, subsidy for food, medical care, childcare and cash payments to meet basic needs such as housing, nutrition, and transportation. Other services are available to assist persons suffering from substance abuse, domestic violence, and mental illness.

Actions planned to develop institutional structure.

The institutional delivery system in the City is highly functioning and collaborative, particularly the relationship between local government and the nonprofit sector, which is comprised of a network of capable organizations that are delivering a full range of services to residents. Strong City departments anchor the administration of HUD grant programs, housing, and community and economic development activities that are implemented by the City support to enhance the institutional structure. The City will collaborate interdepartmentally, with residents, and with nonprofit agencies receiving CDBG and HOME funds through the 2025 Annual Action Plan to ensure the needs of low-and-moderate-income residents are met as envisioned within the 2025-2029 Consolidated Plan - Strategic Plan.

Actions planned to enhance coordination between public and private housing and social service agencies.

Communication and cooperation between the City and the partner agencies and organizations that administer activities is strong. City staff works closely with the other

organizations to improve regulatory compliance, monitoring, cooperation and partnerships among agencies and technical capacity of organizations involved in project delivery.

To enhance coordination between public and private housing and social service agencies, the City will continue consulting with and inviting the participation of a wide variety of agencies and organizations involved in the delivery of housing and supportive services to low- and moderate-income residents in upland—particularly the CDBG low- and moderate-income areas.

AP- 90 Program Specific Requirements

In the implementation of programs and activities under the *2025 Annual Action Plan*, the City will follow all HUD regulations concerning the use of program income, forms of investment, and overall low-and-moderate-income benefit for the CDBG program.

Community Development Block Grant Program (CDBG) Reference 24 CFR 91.220(l)(1)

Projects planned with all CDBG funds expected to be available during the year are identified in Table 53. Table 57 identifies program income that is available for use that is included in projects to be carried out.

Table 57 - CDBG Requirements

1. The total amount of program income that will have been received before the start of the next program year and that has not yet been reprogrammed	$0
2. The amount of proceeds from Section 108 loan guarantees that it will be used during the year to address the priority needs and specific objectives identified in the grantee's strategic plan.	$0
3. The amount of surplus funds from urban renewal settlements	$0
4. The amount of any grant funds returned to the line of credit for which the planned use has not been included in a prior statement or plan	$0
5. The amount of income from float-funded activities	$0
Total Program Income:	$0

Table 58 - Other CDBG Requirements

1. The amount of urgent need activities	0
2. The estimated percentage of CDBG funds that will be used for activities that benefit persons of low and moderate income. Overall Benefit - A consecutive period of one, two or three years may be used to determine that a minimum overall benefit of 70% of CDBG funds is used to benefit persons of low- and moderate-income. Specify the years covered that include this Annual Action Plan.	70%
3. Overall benefit period	2025 2026 2027

HOME Investment Partnerships Program (HOME) Reference 24 CFR 91.220(l)(2)

1. A description of other forms of investment being used beyond those identified in Section 92.205 is as follows:

The City does not use forms of investment other than what is included in § 92.205(b).

2. A description of the guidelines that will be used for resale or recapture of HOME funds when used for homebuyer activities as required in 92.254, is as follows:

The City does not currently have any projects planned or underway for homebuyer activities.

The City's HOME-funded homebuyer programs incorporate a recapture provision in accordance with § 92.254 (a)(5)(ii). As a condition of funding, the homebuyer must enter into a HOME Participation Agreement with the City of Palmdale. The City's investment in the property is made as a forgivable loan in exchange for an affordability period as required under the HOME Program Regulations, depending on the amount of the HOME investment. The affordability period is enforced by a recorded affordability covenant against the property.

Recapture of funds is required in the event of any of the following during the period of affordability:

- Sale of the property or transfer of any kind to non-income qualified homebuyers (excluding those related to the dissolution of marriage);
- When the residence ceases to be used as the primary residence, subleasing or renting of the property;
- Refinancing; and
- Failure to maintain the property in decent, safe, and sanitary condition.

The funds subject to recapture include all funds advanced in connection with the City's homebuyer assistance, less forgiveness payments credited proportionally each year on the anniversary of the Note. HOME funds shall be recaptured from net proceeds, which are defined as the sales price minus superior loan repayment (other than HOME assistance) and closing costs. The City will recapture the entire amount of HOME funds invested from net proceeds, less any forgiveness payments credited. In the event that the net proceeds resulting from a sale are not sufficient to provide for the full return of the Borrower's original down payment and Borrower's cost of capital improvements to the Property (subject to City verification and approval), then the Borrower shall be entitled to recover their original down payment amount and City approved capital improvement amounts before the recapture of the HOME Loan. The recaptured funds will be used to carry out HOME eligible activities.

3. A description of the guidelines for resale or recapture that ensures the affordability of units acquired with HOME funds? See 24 CFR 92.254(a)(4) are as follows:

The City does not currently have any projects planned or underway for homebuyer activities.

4. Plans for using HOME funds to refinance existing debt secured by multifamily housing that is rehabilitated with HOME funds along with a description of the refinancing guidelines required that will be used under 24 CFR 92.206(b), are as follows:

The City does not intend to use HOME funds under the 2025-2026 Annual Action Plan to refinance existing debt secured by multifamily housing that is rehabilitated with HOME funds.

5. If applicable to a planned HOME TBRA activity, a description of the preference for persons with special needs or disabilities. (See 24 CFR 92.209(c)(2)(i) and CFR 91.220(l)(2)(vii)).

The City's HOME TBRA activity targets the elderly which is defined as follows, senior - an individual, aged 62 or over at the time of application to the TBRA program, as evidenced by government-issued identification or birth certificate.

6. If applicable to a planned HOME TBRA activity, a description of how the preference for a specific category of individuals with disabilities (e.g. persons with HIV/AIDS or chronic mental illness) will narrow the gap in benefits and the preference is needed to narrow the gap in benefits and services received by such persons. (See 24 CFR 92.209(c)(2)(ii) and 91.220(l)(2)(vii)).

N/A

7. If applicable, a description of any preference or limitation for rental housing projects. (See 24 CFR 92.253(d)(3) and CFR 91.220(l)(2)(vii)). Note: Preferences cannot be administered in a manner that limits the opportunities of persons on any basis prohibited by the laws listed under 24 CFR 5.105(a).

N/A

Discussion

In the implementation of programs and activities under the *2025 Annual Action Plan*, the City will adhere to regulations set forth by the Community Planning and Development (CPD) agency within HUD.