BOARD OF DIRECTORS
PLACER COUNTY WATER AGENCY
A G E N D A

Thursday, September 17, 2026
8:15 AM, PCWA Regular Meeting

Placer County Water Agency Business Center
American River Room, 144 Ferguson Road, Auburn, California

and

Reconvene at approximately 11:00 AM
Tahoe City Public Utility District
221 Fairway Drive, Tahoe City, California

Members of the Board of Directors:
JOSHUA ALPINE, District 5
Chair of the Board

JEFFERSON WILLOUGHBY, District 1 — CHRIS WILSON, Vice Chair, District 3
PRIMO SANTINI, District 2 — ROBERT DUGAN, District 4

A. CALL TO ORDER:

1. Roll Call

2. Pledge of Allegiance

B. ANNOUNCEMENTS, INTRODUCTIONS, AND RECOGNITIONS:

C. PUBLIC COMMENT:

This is the time for any member of the public to address the Board of Directors on any matter not on the agenda that is within the subject matter jurisdiction of the Agency. Members of the public are requested to come to the podium and use the microphone. Comments shall be limited to five minutes per person, or such other time limit as may be imposed by the Chair, in order to enable the Board to complete its agenda within a reasonable period of time.

D. REPORTS BY DEPARTMENT HEADS:

E. AGENDA CHANGES AND REVIEW:

F. ITEMS FOR INFORMATION:

1. Receive and file Board of Directors' August 2026 expenses.

2. Receive and file Check Register 26-17 expenses disbursed.

3. Receive and file Treasurer's Investment Report for the month ended August 31, 2026.

4. Receive the Supply Demand Report for Water Systems, summary of water commitments.

G. CONSENT CALENDAR:

All items listed under the consent calendar are considered to be routine and may be approved by one motion.

1. Declare the Mosquito Wildfire Resilience Project exempt from California Environmental Quality Act and authorize the Clerk to the Board to file a Notice of Exemption.

2. Approve the August 20, 2026, Minutes.

3. Adopt **Resolution 26-__ Providing for Modification to the 2026 Board Meeting Schedule**.

H. AGREEMENTS AND CONTRACTS:

Items listed below include award of bid proposals, new contracts, sole source contracts and agreements, amendments to existing construction contracts and professional services agreements, and various change orders, and may be approved by one motion or some combination thereof.

1. Approve Extension No. 5 to the Wildfire Lobbying Agreement with Conservation Strategy Group, LLC, in an additional amount not to exceed $36,000.

2. Approve the purchase of Security Event Information and Management Platform in an amount not to exceed $109,800.

3. Approve a Competitive Pricing Exception with Rexel USA, Inc. as a sole source vendor and authorize the purchase and installation of wash water recovery pump controls in an amount not to exceed $147,900.

4. Consider approving the Regional Water Authority Project Agreement for Turf Replacement and Customer Outreach Project.

I. WATER:

1. Consider a customer's appeal of a billing dispute pursuant to Section 41002 of the

Agency's Rules and Regulations. Staff recommends the Board uphold the determination by the General Manager to provide a leak adjustment and consider the matter resolved.

2. For the Agency's Water Connection Charge for the Auburn/Bowman and Foothill/Sunset/Ophir drinking water system:
   A. Open the public hearing for comment on the proposed update; and
   B. Close the public hearing and adopt **Resolution 26-__ Amending and Readopting Chapter 4 of the Agency's Personnel and Administrative Manual setting forth rules, regulations, rates and charges governing the distribution and use of water.**

J. RECESS:

1. Recess to drive to the Tahoe City Public Utility District.

K. RECONVENE AND CALL TO ORDER:

1. The Board will reconvene at approximately 11:00 a.m. at the Tahoe City Public Utility District, 221 Fairway Drive, Tahoe City, California.

L. ADMINISTRATION:

1. Receive a report on California's 2025/26 Legislative Session.

2. Receive reports from the following districts:
   a. Tahoe City Public Utility District
   b. North Tahoe Public Utility District
   c. Donner Summit Public Utility District
   d. Olympic Valley Public Service District
   e. Alpine Springs County Water District
   f. Truckee Donner Public Utility District

M. REMARKS/REPORTS BY DIRECTORS:

In accordance with Government Code 54954.2(a), Directors may make brief announcements or brief reports on their own activities. They may ask questions for clarification, make a referral to staff or take action to have staff place a matter of business on a future agenda.

N. REMARKS/REPORTS BY GENERAL COUNSEL:

O. REMARKS/REPORTS BY GENERAL MANAGER:

P. ADJOURNMENT:

THE NEXT RESOLUTION NUMBER IS 26-19

The meeting room is accessible to persons with disabilities. If you are hearing impaired, we have listening devices available upon request. If you require additional disability-related modifications or

accommodations, including auxiliary aids or services, please contact the Clerk of the Board at (530) 823-4860. All requests must be received by the Clerk no later than 12:00 PM on the Monday preceding the meeting to enable the Agency to make reasonable arrangements to ensure accessibility to the meeting. Requests received after that time will be accommodated only if time permits.

In accordance with Government Code Section 54954.2 this notice and agenda were posted on the Agency's website at www.pcwa.net/board-of-directors/meeting-agendas, and on the Agency's outdoor bulletin board at the Placer County Water Agency Business Center at 144 Ferguson Road, Auburn, California, on or before September 11, 2026.

Any writing that is a public record under the Public Records Act that relates to an agenda item for an open session of the Board meeting that is distributed less than 72 hours prior to the meeting will be made available for public inspection at the time the writing is distributed to any Board members. Also, any such writing will be available for public inspection at the Agency's office located at 144 Ferguson Road, Auburn, California, during normal business hours. Contracts that are on the agenda are on file with the Clerk to the Board and available for review upon request.

SCHEDULE OF UPCOMING BOARD MEETINGS

Thursday, October 1, 2026, 8:30 a.m. - Regular Board of Directors' meeting to begin at Placer County Water Agency Business Center, 144 Ferguson Road, Auburn, California, at which time business items will be considered. Thereafter the Board will have a strategic planning session at the Hell Hole Dormitory, 20900 Soda Springs Road, Foresthill, California.

Thursday, October 15, 2026, 10:00 a.m. - Regular Board of Directors' meeting to begin at Placer County Water Agency's Ophir Water Treatment Plant (WTP) at 10681 Ophir Road, Auburn, California, for the Groundbreaking Ceremony of the Ophir WTP. Thereafter the Board will reconvene at 2:00 p.m. at the Placer County Water Agency Business Center, 144 Ferguson Road, Auburn, California at which time business items will be considered.

M E M O R A N D U M

TO: Board of Directors

FROM: Carrie Parks, Director of Financial Services

DATE: September 17, 2026

RE: Board of Directors' August 2026 Expenses

RECOMMENDATION:

Receive and file Board of Directors' August 2026 expenses.

DISCUSSION:

There were no Directors' expenses submitted for August 2026.

M E M O R A N D U M

TO: Board of Directors

FROM: Carrie Parks, Director of Financial Services

DATE: September 17, 2026

RE: Board Check Register 26-17

RECOMMENDATION:

Receive and file Check Register 26-17 expenses disbursed.

ATTACHMENT(S):
Description
Check Register 26-17

PLACER COUNTY WATER AGENCY

BOARD MEETING DATE 9/17/2026

SUMMARY

OF

CHECK REGISTER #26-17

FOR THE PERIOD OF

8/21/2026 - 9/3/2026

AGENCY WIDE	288,833.36
POWER SYSTEMS	1,215,293.84
WATER SYSTEMS	2,604,868.44
GRAND TOTAL	$4,108,995.64

PLACER COUNTY WATER AGENCY
Check Register # 26-17

The Board of Directors of Placer County Water Agency as of this date, 9/17/2026, does hereby receive and file check register listing for the period from 8/21/2026 to 9/3/2026 in the amount of $4,108,995.64.

MEYERS EARTHWORK, INC.	PROG PAY EST #2 2025-05 21049P	460,826.19
CLYDE G. STEAGALL, INC.	PROG PAY EST #4 2023-13 22041W	391,565.53
IRS-FEDERAL TAXES	PAYROLL RUN 1 - WARRANT PP1726	311,291.99
STANTEC CONSULTING SERVIC	PROFESSIONAL SERVICES	298,987.11
CALPERS PUBLIC EMP RETIRE	PAYROLL RUN 1 - WARRANT PP1626	205,567.87
KIEWIT INFRASTUCTURE WEST	PROG PAY EST #6 2024-01 23015W	131,573.10
KOCH & KOCH, INC.	RETENTION RELEASE 2023-12 21012W	117,092.06
TREE PRO TREE SERVICE, IN	TREE REMOVAL SERVICES	109,164.16
BLACK & VEATCH CORPORATIO	PROFESSIONAL SERVICES	82,821.75
U.S. BANK COPORATE PAYMEN	P-CARD TRANSACTIONS	82,010.42
STATE OF CA EDD	PAYROLL RUN 1 - WARRANT PP1726	73,776.52
JANELLE NOLAN & ASSOCIATE	PROFESSIONAL SERVICES	72,437.75
PACE SUPPLY CORPORATION	SUPPLIES EXPENSE	70,699.22
BADGER METER INC	SUPPLIES EXPENSE	69,321.29
P G & E	UTILITY EXPENSE	61,513.45
LORANG BROTHERS CONSTRUCT	PROFESSIONAL SERVICES	57,466.83
RUBICON CONSTRUCTION MANA	PROFESSIONAL SERVICES	49,709.00
BLACK & VEATCH CORPORATIO	PROFESSIONAL SERVICES	49,546.20
GANNETT FLEMING, INC.	PROFESSIONAL SERVICES	47,858.00
ELK GROVE AUTO GROUP	VEHICLE PURCHASE	47,004.26
UNIVAR USA, INC	CHEMICAL EXPENSE	44,431.98
BLACKBURN CONSULTING	PROFESSIONAL SERVICES	43,241.50
KGS GROUP INTERNATIONAL I	PROFESSIONAL SERVICES	42,095.50
VOLO TECHNOLOGIES, INC.	PROFESSIONAL SERVICES	40,250.00
KONECRANES INC.	MAINTENANCE EXPENSE	40,007.59

PLACER COUNTY WATER AGENCY
Check Register # 26-17

The Board of Directors of Placer County Water Agency as of this date, 9/17/2026, does hereby receive and file check register listing for the period from 8/21/2026 to 9/3/2026 in the amount of $4,108,995.64.

MCCI, LLC	SUBSCRIPTION FEES	38,972.50
PLACER COUNTY	MFP REIMBURSEMENT	36,958.23
BENEFIT COORDINATORS CORP	PAYROLL RUN 1 - WARRANT PP1626	31,056.50
NEVADA IRRIGATION DISTRIC	COST SHARE AGREEMENT	29,450.00
HDR ENGINEERING INC	PROFESSIONAL SERVICES	28,709.48
CORE & MAIN LP	SUPPLIES EXPENSE	28,701.18
TREE PRO TREE SERVICE, IN	TREE REMOVAL SERVICES	28,265.72
GEOCON CONSULTANTS, INC.	PROFESSIONAL SERVICES	25,996.25
JANELLE NOLAN & ASSOCIATE	PROFESSIONAL SERVICES	25,609.77
KEENAN & ASSOCIATES	PROFESSIONAL SERVICES	24,575.00
STATE STREET GLOBAL ADVIS	PAYROLL RUN 1 - WARRANT PP1726	23,439.35
DATAPROSE	PRINTING EXPENSE	23,298.39
WESTERN HYDROLOGICS SYSTE	PROFESSIONAL SERVICES	22,435.51
DOMENICHELLI & ASSOCIATES	PROFESSIONAL SERVICES	21,225.00
BENEFIT COORDINATORS CORP	PAYROLL RUN 1 - WARRANT PP1626	20,425.94
BLUEALLY TECHNOLOGY SOLUT	SOFTWARE EXPENSE	18,573.13
GOVERNMENTJOBS.COM, INC.	SOFTWARE EXPENSE	17,716.00
WEST YOST & ASSOCIATES	PROFESSIONAL SERVICES	17,231.00
SAVANT SOLUTIONS, INC.	PROFESSIONAL SERVICES	16,875.00
CSI METRICS, LLC	PROFESSIONAL SERVICES	16,650.00
KLEINSCHMIDT ASSOCIATES	PROFESSIONAL SERVICES	15,224.21
HUNT & SONS LLC	FUEL EXPENSE	14,816.84
UNIVERSAL BUILDING SERVIC	JANITORIAL SERVICES	14,240.00
DAVIS2 CONSULTING	PROFESSIONAL SERVICES	13,603.51
QUALITY METAL FABRICATION	SUPPLIES EXPENSE	12,502.67

PLACER COUNTY WATER AGENCY
Check Register # 26-17

The Board of Directors of Placer County Water Agency as of this date, 9/17/2026, does hereby receive and file check register listing for the period from 8/21/2026 to 9/3/2026 in the amount of $4,108,995.64.

CALIFORNIA MUNI UTILITIES	MEMBERSHIP FEES	11,965.00
BADGER METER INC	SUBSCRIPTION FEES	11,656.82
HDR ENGINEERING INC	PROFESSIONAL SERVICES	11,388.47
P G & E	UTILITY EXPENSE	11,373.11
WATER RESOURCES ECONOMICS	PROFESSIONAL SERVICES	11,043.18
EMPOWER RETIREMENT, LLC	PAYROLL RUN 1 - WARRANT PP1726	10,955.22
UNIVAR USA, INC	CHEMICAL EXPENSE	10,934.98
TPX COMMUNICATIONS	UTILITY EXPENSE	10,809.22
GENERAL CHEMICAL PERFORMA	CHEMICAL EXPENSE	10,539.01
HUNT & SONS LLC	FUEL EXPENSE	10,368.76
VERIZON WIRELESS	UTILITY EXPENSE	10,330.10
PLACER COUNTY AIR POLLUTI	PERMIT FEES	10,113.20
HELENA AGRI-ENTERPRISES,	SUPPLIES EXPENSE	10,027.88
CZARNECKI-YESTER CONSULTI	PROFESSIONAL SERVICES	10,000.00
PITNEY BOWES BANK INC.	POSTAGE METER	10,000.00
FERGUSON ENTERPRISES, INC	SUPPLIES EXPENSE	9,715.12
EPLUS TECHNOLOGY, INC.	SOFTWARE EXPENSE	9,404.10
SAVANT SOLUTIONS, INC.	PROFESSIONAL SERVICES	9,000.00
SKYDIO, INC.	PROFESSIONAL SERVICES	9,000.00
HILLS FLAT LUMBER COMPANY	SUPPLIES EXPENSE	8,976.78
A & P HELICOPTERS, INC	HELICOPTER SERVICES	8,919.00
PLACER RESOURCE CONSERVAT	PROFESSIONAL SERVICES	8,774.38
ENS RESOURCES, INC	PROFESSIONAL SERVICES	8,000.00
WEST YOST & ASSOCIATES	PROFESSIONAL SERVICES	7,748.56
JOHN WOOTTON INTEGRATION	PROFESSIONAL SERVICES	7,150.00

PLACER COUNTY WATER AGENCY
Check Register # 26-17

The Board of Directors of Placer County Water Agency as of this date, 9/17/2026, does hereby receive and file check register listing for the period from 8/21/2026 to 9/3/2026 in the amount of $4,108,995.64.

LOCAL 39 STATIONARY ENGIN	PAYROLL RUN 1 - WARRANT PP1726	6,637.59
CLIPPER CONTROLS INC	MAINTENANCE EXPENSE	6,435.00
GENERAL CHEMICAL PERFORMA	CHEMICAL EXPENSE	6,404.59
PLATT ELECTRIC SUPPLY	SUPPLIES EXPENSE	6,382.45
P G & E	UTILITY EXPENSE	6,225.46
SIMPSON & SIMPSON, INC.	PAVING EXPENSE	6,162.75
ROOKER'S COLLISION CENTER	VEHICLE MAINTENANCE	5,846.52
WESTERN HYDROLOGICS, L.L.	PROFESSIONAL SERVICES	5,775.00
GUIDEPOINT SECURITY LLC	PROFESSIONAL SERVICES	5,521.80
TJ/H2B ANALYTICAL SERVICE	PROFESSIONAL SERVICES	5,472.00
USA BLUEBOOK	SUPPLIES EXPENSE	5,418.27
MC MASTER-CARR SUPPLY COM	SUPPLIES EXPENSE	5,247.60
CRANMER ENGINEERING INC	WATER TESTING	5,048.00
DUPRATT FORD AUBURN	VEHICLE MAINTENANCE	5,039.05
PACIFIC GAS & ELECTRIC	INTERCONNECTION FEES	5,020.93
ELDON A. COTTON	PROFESSIONAL SERVICES	5,000.00
TANNER PACIFIC, INC	PROFESSIONAL SERVICES	4,767.00
GRANITE TELECOMMUNICATION	PROFESSIONAL SERVICES	4,544.70
FORTRA, LLC	LICENSING FEES	4,262.42
COUNTY OF PLACER	PROFESSIONAL SERVICES	4,260.35
HARRIS TRUCKING INCORPORA	ROAD BASE	4,186.14
PITNEY BOWES	LEASE AGREEMENT	4,080.17
GENERAL WHOLESALE ELEC SU	SUPPLIES EXPENSE	4,033.09
TELEDYNE FLIR COMMERCIAL	SUPPLIES EXPENSE	3,924.00
NAVO & SONS, INC.	PROFESSIONAL SERVICES	3,900.00

PLACER COUNTY WATER AGENCY
Check Register # 26-17

The Board of Directors of Placer County Water Agency as of this date, 9/17/2026, does hereby receive and file check register listing for the period from 8/21/2026 to 9/3/2026 in the amount of $4,108,995.64.

GOVERNMENT PORTFOLIO ADVI	PROFESSIONAL SERVICES	3,873.55
MERSIVE TECHNOLOGIES, INC	SUBSCRIPTION FEES	3,667.95
HERC RENTALS INC.	RENTAL EXPENSE	3,599.60
GRAINGER	SUPPLIES EXPENSE	3,573.83
HILLS FLAT LUMBER COMPANY	SUPPLIES EXPENSE	3,547.00
JENFITCH, INC	CHEMICAL EXPENSE	3,408.83
HARRIS TRUCKING INCORPORA	ROAD BASE	3,401.84
RAH ENVIRONMENTAL INC	DISPOSAL SERVICES	3,250.00
GEOCON CONSULTANTS, INC.	PROFESSIONAL SERVICES	3,232.50
ICE US OTC COMMODITY MARK	SUBSCRIPTION FEES	3,100.00
STATEWIDE TRAFFIC SAFETY	TRAFFIC CONTROL SERVICES	3,080.00
CONSERVATION STRATEGY GRO	PROFESSIONAL SERVICES	3,000.00
STERLING WATER TECHNOLOGI	CHEMICAL EXPENSE	2,906.85
BIG BRAND TIRE & SERVICE	VEHICLE MAINTENANCE	2,675.23
GEXPRO	SUPPLIES EXPENSE	2,628.91
CITY OF ROSEVILLE	COST SHARE AGREEMENT	2,592.11
MITCHELL INSTRUMENT COMPA	SUPPLIES EXPENSE	2,591.21
HAZEN AND SAWYER, D.P.C.	PROFESSIONAL SERVICES	2,535.00
JANI-KING OF CALIFORNIA,	JANITORIAL SERVICES	2,529.77
ROCKLIN AREA CHAMBER OF C	SPONSORSHIP EXPENSE	2,500.00
RUBICON CONSTRUCTION MANA	PROFESSIONAL SERVICES	2,462.50
CONTRACTOR COMPLIANCE & M	PROFESSIONAL SERVICES	2,450.00
LEXISNEXIS	SOFTWARE EXPENSE	2,304.00
GOLD MINER PEST CONTROL,	PEST CONTROL SERVICES	2,300.00
GRAINGER	SUPPLIES EXPENSE	2,259.20

PLACER COUNTY WATER AGENCY
Check Register # 26-17

The Board of Directors of Placer County Water Agency as of this date, 9/17/2026, does hereby receive and file check register listing for the period from 8/21/2026 to 9/3/2026 in the amount of $4,108,995.64.

CDW GOVERNMENT INC.	SOFTWARE EXPENSE	2,256.49
ANDERSON'S SIERRA PIPE CO	SUPPLIES EXPENSE	2,182.12
EDGES ELECTRICAL GROUP	SUPPLIES EXPENSE	2,182.10
SWITCH, LTD	PROFESSIONAL SERVICES	2,176.00
GREGG SYDOW	EMPLOYEE REIMBURSEMENT	2,154.93
AUBURN TIRE	VEHICLE MAINTENANCE	2,135.02
JONATHAN ANTHONY	EMPLOYEE REIMBURSEMENT	2,086.58
AMAZON CAPITAL SERVICES	SUPPLIES EXPENSE	2,054.67
AMAZON CAPITAL SERVICES	SUPPLIES EXPENSE	2,047.59
MARTECH	PROFESSIONAL SERVICES	1,806.03
LEAF	COPIER LEASE	1,770.34
FERGUSON ENTERPRISES, INC	SUPPLIES EXPENSE	1,756.92
BRIAN MARTIN	PROFESSIONAL SERVICES	1,725.00
AERO-FALCONRY	PROFESSIONAL SERVICES	1,700.00
CALIFORNIA STATE DISBURSE	PAYROLL RUN 1 - WARRANT PP1726	1,678.61
WESTERN POWER TRADING FOR	PROFESSIONAL SERVICES	1,643.00
RIVER CITY RENTALS	RENTAL EXPENSE	1,600.00
EWING CONSTRUCTION SERVIC	PROFESSIONAL SERVICES	1,537.50
PAPE MACHINERY	VEHICLE MAINTENANCE	1,524.94
ROCKLIN AREA CHAMBER OF C	SPONSORSHIP EXPENSE	1,500.00
TEICHERT CONSTRUCTION	CREDIT BALANCE REFUND	1,476.64
GUIDEPOINT SECURITY LLC	SOFTWARE EXPENSE	1,454.73
PRO-WEST & ASSOCIATES, IN	PROFESSIONAL SERVICES	1,445.00
NAVO & SONS, INC.	PROFESSIONAL SERVICES	1,418.84
GRID SUBJECT MATTER EXPER	PROFESSIONAL SERVICES	1,357.50

PLACER COUNTY WATER AGENCY
Check Register # 26-17

The Board of Directors of Placer County Water Agency as of this date, 9/17/2026, does hereby receive and file check register listing for the period from 8/21/2026 to 9/3/2026 in the amount of $4,108,995.64.

REXEL USA, INC.	SUPPLIES EXPENSE	1,212.42
U.S. BANK	ADMIN FEES	1,200.00
LIFE IS GOOD RENTALS	RENTAL EXPENSE	1,196.00
MOTION INDUSTRIES	SUPPLIES EXPENSE	1,186.53
DAWSON OIL CO.	FUEL EXPENSE	1,131.70
MARTIN BROTHERS CONSTRUCT	CREDIT BALANCE REFUND	1,093.09
NEW ANSWERNET, INC.	ANSWERING SERVICE	1,000.00
KRONICK MOSKOVITZ TIEDEMA	PROFESSIONAL SERVICES	986.45
FASTENAL COMPANY	SUPPLIES EXPENSE	979.20
GOLD MOUNTAIN CALIFORNIA	ADVERTISING EXPENSE	938.56
THOMAS R JOHNSON LLC	PROFESSIONAL SERVICES	927.50
BASQUIN CONSTRUCTION	CREDIT BALANCE REFUND	919.35
PAPE MACHINERY	SUPPLIES EXPENSE	878.63
FASTENAL COMPANY	SUPPLIES EXPENSE	875.78
WESTERN AREA POWER ADMINI	WHOLESALE POWER	858.48
RECOLOGY	UTILITY EXPENSE	857.04
USA BLUEBOOK	SUPPLIES EXPENSE	845.56
MARQUES GENERAL ENGINEERI	CREDIT BALANCE REFUND	832.48
EDGES ELECTRICAL GROUP	SUPPLIES EXPENSE	830.29
KESTREL POWER ENGINEERING	PROFESSIONAL SERVICES	825.00
ODP BUSINESS SOLUTIONS, L	SUPPLIES EXPENSE	806.17
BOYLE FUTURE TECHNOLOGY	SUPPLIES EXPENSE	790.10
SIERRA SAFETY TRAINING, I	PROFESSIONAL SERVICES	790.00
GERARDO GAMEZ AGUILERA	EMPLOYEE REIMBURSEMENT	763.22
COLANTUONO, HIGHSMITH & W	LEGAL SERVICES	746.15

PLACER COUNTY WATER AGENCY
Check Register # 26-17

The Board of Directors of Placer County Water Agency as of this date, 9/17/2026, does hereby receive and file check register listing for the period from 8/21/2026 to 9/3/2026 in the amount of $4,108,995.64.

ADVANTAGE PRINT MARKETING	PRINTING EXPENSE	742.41
RYAN HERCO PRODUCTS CORP.	SUPPLIES EXPENSE	703.54
BRYCE CONSULTING, INC	PROFESSIONAL SERVICES	700.00
LEAF	COPIER LEASE	699.13
DUPRATT FORD AUBURN	VEHICLE MAINTENANCE	676.75
SCOTT TECHNOLOGY GROUP SA	COPIER EXPENSE	611.13
PULTE GROUP	CREDIT BALANCE REFUND	588.36
NEW PIG CORPORATION	SUPPLIES EXPENSE	559.57
KIMBALL MIDWEST	SUPPLIES EXPENSE	540.27
BAY ALARM COMPANY	SECURITY EXPENSE	540.00
DE LAGE LANDEN FINANCIAL	COPIER LEASE	530.31
AUBURN HARDWARE & RENTAL,	SUPPLIES EXPENSE	520.93
HOME DEPOT USA, INC.	SUPPLIES EXPENSE	517.00
HOME DEPOT USA, INC.	SUPPLIES EXPENSE	511.36
ROCKLIN WINDUSTRIAL CO	SUPPLIES EXPENSE	507.89
FRIENDS OF AUBURN RAVINE	SPONSORSHIP EXPENSE	500.00
KIEWIT INFRASTRUCTURE WES	CREDIT BALANCE REFUND	500.00
LIFE IS GOOD RENTALS	RENTAL EXPEENSE	500.00
HD SUPPLY FACILITIES MAIN	SUPPLIES EXPENSE	490.09
CALIFORNIA GOLD DEVELOPME	FA2883 FINAL REFUND	465.22
GOLD MOUNTAIN CALIFORNIA	ADVERTISING EXPENSE	426.86
AUBURN CHRYSLER DODGE JEE	VEHICLE MAINTENANCE	420.60
REXEL USA, INC.	SUPPLIES EXPENSE	374.31
O'REILLY AUTOMOTIVE STORE	VEHICLE MAINTENANCE	369.06
VIBROSYSTM TECHNOLOGIES L	PROFESSIONAL SERVICES	366.00

PLACER COUNTY WATER AGENCY
Check Register # 26-17

The Board of Directors of Placer County Water Agency as of this date, 9/17/2026, does hereby receive and file check register listing for the period from 8/21/2026 to 9/3/2026 in the amount of $4,108,995.64.

AUBURN HARDWARE & RENTAL,	SUPPLIES EXPENSE	365.60
MC MASTER-CARR SUPPLY COM	SUPPLIES EXPENSE	338.04
P&A ADMINISTRATIVE SERVIC	PAYROLL RUN 1 - WARRANT PP1726	337.50
WORTON'S FORESTHILL GROCE	SUPPLIES EXPENSE	335.09
AT&T MOBILITY	UTILITY EXPENSE	333.20
PLACER COUNTY DEPT OF PUB	PERMIT FEES	330.00
R&S OVERHEAD DOORS AND GA	MAINTENANCE EXPENSE	327.00
WAREHOUSE PAINT	SUPPLIES EXPENSE	295.10
BAXTER CANYON WATER COMPA	WATER SERVICE	294.50
TRUCKSMART	SUPPLIES EXPENSE	289.47
O'REILLY AUTOMOTIVE STORE	VEHICLE MAINTENANCE	285.89
RIVER CITY RENTALS	RENTAL EXPENSE	275.23
HOLT OF CALIFORNIA	SUPPLIES EXPENSE	272.78
EBENEZER MANFUL-SAM	EMPLOYEE REIMBURSEMENT	270.84
CONFIDENTIAL DOCUMENT CON	PROFESSIONAL SERVICES	270.00
GOLDEN 1 CREDIT UNION	PAYROLL RUN 1 - WARRANT PP1726	266.06
HARRIS INDUSTRIAL GASES	RENTAL EXPENSE	240.00
DIRECT TV	DIRECT TV	204.98
ODP BUSINESS SOLUTIONS, L	SUPPLIES EXPENSE	204.04
DOBBS PETERBILT	VEHICLE MAINTENANCE	171.79
AT&T INTERNET SERVICES	UTILITY EXPENSE	160.95
ANDERSON'S SIERRA PIPE CO	SUPPLIES EXPENSE	155.49
HARDCRAFT INDUSTRIES, INC	SUPPLIES EXPENSE	143.09
RUBICON SYSTEMS AMERICA,	SUPPLIES EXPENSE	138.07
ESTATE OF SUSAN KIRCHHOFF	CREDIT BALANCE REFUND	133.68

PLACER COUNTY WATER AGENCY
Check Register # 26-17

The Board of Directors of Placer County Water Agency as of this date, 9/17/2026, does hereby receive and file check register listing for the period from 8/21/2026 to 9/3/2026 in the amount of $4,108,995.64.

AMERICAN CHECKED, LLC	RECRUITMENT EXPENSE	129.26
ROCKLIN WINDUSTRIAL CO	SUPPLIES EXPENSE	126.57
FORESTHILL GARAGE, INC	VEHICLE MAINTENANCE	120.20
JASON BERGMAN	EMPLOYEE REIMBURSEMENT	116.80
AUBURN SAW	SUPPLIES EXPENSE	115.78
JOEL SCHAAP	EMPLOYEE REIMBURSEMENT	112.48
INTECH MECHANICAL COMPANY	MAINTENANCE EXPENSE	104.00
ADRIANA BRIGUGLIO	CREDIT BALANCE REFUND	100.00
CECILIA LERDA	CREDIT BALANCE REFUND	100.00
JULIA SILVA	CREDIT BALANCE REFUND	100.00
NAPA AUTO PARTS	VEHICLE MAINTENANCE	99.49
FEDERAL EXPRESS CORP.	SHIPPING EXPENSE	98.30
CHRISTOPHER AND KIRSTEN C	CREDIT BALANCE REFUND	96.57
K S TELECOM, INC	SUPPLIES EXPENSE	96.53
BRIAN BROWN	CREDIT BALANCE REFUND	93.22
BAREBONES WORKWEAR	UNIFORM EXPENSE	85.57
SCOTT TECHNOLOGY GROUP SA	COPIER EXPENSE	83.07
PCWA PETTY CASH-FINANCE	PETTY CASH	78.95
DEBBIE CAZENAS	CREDIT BALANCE REFUND	75.85
CULLIGAN	WATER SERVICE	75.84
GRANT PLUMBING & HARDWARE	SUPPLIES EXPENSE	74.49
CALVIN HALCOMB	EMPLOYEE REIMBURSEMENT	70.00
LIFEGUARD FIRST AID AND S	SUPPLIES EXPENSE	59.63
HOME PARTNERS GA 2015 LLC	CREDIT BALANCE REFUND	58.79
EBIX, INC.	SUBSCRIPTION FEES	58.03

PLACER COUNTY WATER AGENCY
Check Register # 26-17

The Board of Directors of Placer County Water Agency as of this date, 9/17/2026, does hereby receive and file check register listing for the period from 8/21/2026 to 9/3/2026 in the amount of $4,108,995.64.

NAPA AUTO PARTS	VEHICLE MAINTENANCE	57.54
MICHAEL GRICE	CREDIT BALANCE REFUND	49.59
ROCKET MONKEY INC.	PROFESSIONAL SERVICES	49.50
GREG & CECELIA GREENING	CREDIT BALANCE REFUND	48.33
ADAM PHAN	CREDIT BALANCE REFUND	48.23
ED GERBER	CREDIT BALANCE REFUND	43.04
JOHN ANDREWS	CREDIT BALANCE REFUND	42.13
FEDERAL EXPRESS CORP.	SHIPPING EXPENSE	39.62
HARRIS INDUSTRIAL GASES	SUPPLIES EXPENSE	39.53
CANDICE HOWARD	CREDIT BALANCE REFUND	38.15
ANGELICA DELEON	CREDIT BALANCE REFUND	34.95
BONNIE BERGER	CREDIT BALANCE REFUND	24.23
UNITED PARCEL SERVICE	SHIPPING EXPENSE	23.54
UNITED PARCEL SERVICE	SHIPPING EXPENSE	23.45
SOMACH SIMMONS & DUNN	LEGAL SERVICES	19.00
KRISTEN MILLER	CREDIT BALANCE REFUND	17.18
TOTAL COMMUNICATION SOLUT	SOFTWARE EXPENSE	11.65
WHITNEY NGUYEN	CREDIT BALANCE REFUND	11.47
TRI POINTE HOMES INC	CREDIT BALANCE REFUND	10.75
GRANT PLUMBING & HARDWARE	SUPPLIES EXPENSE	9.21
KARL MINCE	CREDIT BALANCE REFUND	6.59
PIM, LLC	SUPPLIES EXPENSE	6.44
TAMARA BELLS	CREDIT BALANCE REFUND	4.57
	CHECK REGISTER TOTAL	**$4,108,995.64**

M E M O R A N D U M

TO: Board of Directors

FROM: Carrie Parks, Director of Financial Services

DATE: September 17, 2026

RE: Treasurer's Investment Report for the Month Ended August 31, 2026

RECOMMENDATION:

Receive and file Treasurer's Investment Report for the month ended August 31, 2026.

ATTACHMENT(S):
Description
Treasurer's Investment Report

Office of
Carrie Parks
Director of Financial Services / Treasurer
Placer County Water Agency

Placer County Water Agency

Treasurer's Investment Report

August 31, 2026

144 Ferguson Road • Auburn, California 95604
Telephone: (530) 823-4875

Treasurer's Discussion

Placer County Water Agency Treasurer's Report

August 31, 2026

This Treasurer's Report includes three sections: 1. Portfolio Summary, 2. Portfolio Details – Investments, and 3. Activity by Type for the prior month.

For the purpose of clarification, the following definitions of investment terms are provided:

Book Value is the purchase price of a security plus amortization of any premium or discount. This may be more or less than face value depending upon whether the security was purchased at a premium or at a discount.

Par (Face) Value is the principal amount of a security and the amount of principal that will be paid at maturity.

Market Value is the value at which a security can be sold at the time it is priced including accrued interest. Individual securities market prices are obtained from US Bank, (safekeeper, third party custodian and fiscal agent). Market values are only relevant if the investment is sold prior to maturity. A gain or loss would be realized only if the specific investment were to be sold. It is the Agency's practice to hold to maturity.

The investments held in the portfolio are in accordance with the Investment Policy of Placer County Water Agency and California Government Code.

The weighted average maturity of the investments in the portfolio is 597.
The ability of Placer County Water Agency to meet cash flows is demonstrated by over $84,000,000 in liquid cash and investments, primarily from amounts in the County and State investment funds and securities maturing in the next 180 days.

PCWA
Portfolio Management
Portfolio Summary
August 31, 2026

Investments	Par Value	Market Value	Book Value	% of Portfolio	Term	Days to Mat./Call	YTM/C 360 Equiv.	YTM/C 365 Equiv.
Local Agency Investment Funds	66,196,116.73	66,171,093.60	66,196,116.73	18.83	1	1	3.787	3.840
Placer County Treasury	4,825,941.40	4,825,941.40	4,825,941.40	1.37	1	1	3.796	3.849
Checking Accounts	12,854,088.57	12,854,088.57	12,854,088.57	3.66	1	1	0.000	0.000
Money Market	773,923.26	773,923.26	773,923.26	0.22	1	1	0.000	0.000
Medium Term Notes	29,500,000.00	29,165,600.00	29,348,828.78	8.35	1,440	795	4.318	4.378
Federal Agency Coupon Securities	64,250,000.00	64,156,132.50	64,317,896.96	18.30	1,516	565	4.001	4.057
Treasury Coupon Securities	164,600,000.00	161,139,692.25	162,593,394.21	46.25	1,348	883	4.011	4.067
Government Agency - Zero Coupon	4,250,000.00	3,601,790.00	3,703,424.89	1.05	1,695	1,352	3.822	3.875
Municipal Bonds	5,000,000.00	4,876,350.00	4,862,137.73	1.38	1,695	317	4.874	4.941
Cash with Fiscal Agent	2,055,519.24	2,055,519.24	2,055,519.24	0.58	1	1	0.000	0.000
Investments	**354,305,589.20**	**349,620,130.82**	**351,531,271.77**	**100.00%**	**1,062**	**597**	**3.821**	**3.874**

Cash and Accrued Interest								
Accrued Interest at Purchase *		0.00	0.00					
Ending Accrued Interest		2,093,608.44	2,093,608.44					
Subtotal		2,093,608.44	2,093,608.44					
Total Cash and Investments Value	**354,305,589.20**	**351,713,739.26**	**353,624,880.21**		**1,062**	**597**	**3.821**	**3.874**

Total Earnings	August 31 Month Ending	Fiscal Year To Date
Current Year	1,074,847.50	8,762,869.39

* 291,951.80 Accrued at Purchase is Included in Book Value.

Average Daily Balance 373,016,761.38

Effective Rate of Return 3.39%

The investments held in portfolio are in accordance with the Investment Policy of PCWA.

Carrie Parks 09/03/2026

Carrie Parks, Director of Financial Services

Reporting period 08/01/2026-08/31/2026

PCWA
Portfolio Management
Portfolio Details - Investments
August 31, 2026

CUSIP	Investment #	Issuer	Average Balance	Purchase Date	Par Value	Market Value	Book Value	Stated Rate	Days to Term	Days to Mat./Call	YTM/C 360	Maturity Date
Local Agency Investment Funds												
90-31-006	10054	Local Agency Investment Fund			66,196,116.73	66,171,093.60	66,196,116.73	3.840	1	1	3.787	
		Subtotal and Average	**66,196,116.73**		**66,196,116.73**	**66,171,093.60**	**66,196,116.73**		**1**	**1**	**3.787**	
Placer County Treasury												
PL CO POOL	10503	Placer County Treasury			4,825,941.40	4,825,941.40	4,825,941.40	3.849	1	1	3.796	
		Subtotal and Average	**4,825,941.40**		**4,825,941.40**	**4,825,941.40**	**4,825,941.40**		**1**	**1**	**3.796**	
Checking Accounts												
USB FLEX 125 PL	10763	US Bank		01/01/2026	80,531.20	80,531.20	80,531.20		1	1	0.000	
USB WORKCOMP	10781	US Bank		01/01/2026	21,965.37	21,965.37	21,965.37		1	1	0.000	
USB PCWA	10862	US Bank			12,751,592.00	12,751,592.00	12,751,592.00		1	1	0.000	
		Subtotal and Average	**9,718,067.92**		**12,854,088.57**	**12,854,088.57**	**12,854,088.57**		**1**	**1**	**0.000**	
Money Market												
MONEY MARKET	10850	US Bank Money Market			773,923.26	773,923.26	773,923.26		1	1	0.000	
		Subtotal and Average	**44,719,911.89**		**773,923.26**	**773,923.26**	**773,923.26**		**1**	**1**	**0.000**	
Medium Term Notes												
037833DK3	10887	APPLE INC		11/23/2022	2,500,000.00	2,463,175.00	2,463,949.72	3.000	1,816	346	4.289	11/13/2027
023135CP9	10915	Amazon.Com Inc.		06/15/2023	1,000,000.00	1,002,560.00	1,000,005.60	4.550	1,630	456	4.487	12/01/2027
09290DAA9	11056	BlackRock , Inc.		08/14/2026	2,000,000.00	2,005,340.00	2,052,832.22	4.700	943	925	4.343	03/14/2029
06051GMK2	11026	Bank of America Corp		04/28/2026	1,500,000.00	1,505,910.00	1,512,853.10	4.979	1,002	510	4.324	01/24/2029
17325FBB3	10945	CITIBANK NA		11/21/2023	2,000,000.00	2,046,160.00	2,009,542.56	5.803	1,774	759	5.457	09/29/2028
22160KAP0	11028	Costco Wholesale Corp		04/28/2026	1,500,000.00	1,347,255.00	1,375,744.13	1.600	1,453	1,327	4.047	04/20/2030
24422EWR6	10990	John Deere Capital Corp		06/30/2025	1,000,000.00	1,004,380.00	1,008,553.51	4.750	934	506	3.986	01/20/2028
02079KBK2	11029	Alphabet Inc.		04/30/2026	2,000,000.00	1,932,860.00	1,983,634.55	4.100	1,752	1,597	4.245	02/15/2031
4581X0EN4	10948	Inter Amer Devel Bk		02/29/2024	5,000,000.00	4,965,700.00	4,968,644.23	4.125	1,813	898	4.419	02/15/2029
459058KJ1	10869	INTL BK RECON & DEVELOP		08/01/2022	2,000,000.00	1,982,720.00	2,002,441.69	3.125	1,779	287	2.917	06/15/2027
46647PAF3	10992	JP Morgan Chase & CO		06/13/2025	2,000,000.00	1,986,080.00	1,978,901.73	3.540	1,053	242	4.498	05/01/2028
67066GAQ7	11057	Nvidia Corp		08/14/2026	2,000,000.00	1,979,200.00	2,002,264.14	4.350	1,036	987	4.503	06/15/2029
69371RU20	11053	Paccar Financial Corp		08/14/2026	2,000,000.00	1,975,740.00	2,007,245.07	4.000	816	798	4.285	11/07/2028
857477BS1	11016	State Street Corp		12/15/2025	1,000,000.00	990,420.00	987,126.74	2.203	784	524	3.885	02/07/2028
89236TKU8	10986	Toyota Motor CRD		06/13/2025	2,000,000.00	1,978,100.00	1,995,089.79	4.550	1,799	1,354	4.561	05/17/2030
		Subtotal and Average	**26,811,118.58**		**29,500,000.00**	**29,165,600.00**	**29,348,828.78**		**1,440**	**795**	**4.318**	

CUSIP	Investment #	Issuer	Average Balance	Purchase Date	Par Value	Market Value	Book Value	Stated Rate	Days to Term	Days to Mat./Call	YTM/C 360	Maturity Date
Federal Agency Coupon Securities												
3133ENNS5	10864	Federal Farm Credit Bank		03/11/2022	3,000,000.00	2,968,470.00	2,997,289.35	1.800	1,803	168	1.980	02/16/2027
3133EPGW9	10911	Federal Farm Credit Bank		05/01/2023	3,000,000.00	2,978,640.00	3,009,913.24	3.875	1,821	602	3.826	04/25/2028
3133EPUW3	10939	Federal Farm Credit Bank		09/08/2023	5,000,000.00	5,000,000.00	5,000,000.00	4.750	1,089	0	4.689	09/01/2026
3133EPUN3	10940	Federal Farm Credit Bank		09/08/2023	5,000,000.00	5,014,250.00	5,004,666.51	4.500	1,816	727	4.386	08/28/2028
3133EPYM1	10941	Federal Farm Credit Bank		11/09/2023	3,000,000.00	3,015,180.00	3,001,438.30	4.750	1,434	407	4.637	10/13/2027
3133EPA47	10942	Federal Farm Credit Bank		11/09/2023	3,500,000.00	3,543,715.00	3,519,789.45	4.875	1,819	792	4.517	11/01/2028
3133EPC45	10946	Federal Farm Credit Bank		11/30/2023	3,000,000.00	3,015,060.00	3,008,994.95	4.625	1,810	804	4.410	11/13/2028
3133EPN50	10947	Federal Farm Credit Bank		12/15/2023	4,000,000.00	3,987,800.00	3,996,850.49	4.250	1,827	836	4.230	12/15/2028
3133EP6K6	10953	Federal Farm Credit Bank		04/01/2024	4,000,000.00	4,011,160.00	4,001,899.35	4.500	1,089	206	4.350	03/26/2027
3133ERDH1	10954	Federal Farm Credit Bank		05/15/2024	6,000,000.00	6,053,220.00	6,026,755.29	4.750	1,811	972	4.499	04/30/2029
3133ETBF3	10977	Federal Farm Credit Bank		04/22/2025	7,000,000.00	6,902,280.00	7,008,476.73	4.000	1,805	1,308	3.908	04/01/2030
3130AQF65	10857	Federal Home Loan Bank		12/22/2021	3,000,000.00	2,975,010.00	2,999,601.95	1.250	1,825	111	1.277	12/21/2026
3130AXU63	10943	Federal Home Loan Bank		11/21/2023	3,000,000.00	3,004,350.00	2,999,298.62	4.625	1,092	77	4.680	11/17/2026
3130AXU63	10966	Federal Home Loan Bank		09/13/2024	3,500,000.00	3,505,075.00	3,507,085.57	4.625	795	77	3.567	11/17/2026
3130B7QM9	10999	Federal Home Loan Bank		10/01/2025	5,250,000.00	5,212,042.50	5,240,478.40	3.500	708	373	3.634	09/09/2027
3136GDGB3	11035	Federal National Mtg Assn		06/15/2026	3,000,000.00	2,969,880.00	2,995,358.76	4.420	1,823	650	4.404	06/12/2031
		Subtotal and Average	**64,319,828.70**		**64,250,000.00**	**64,156,132.50**	**64,317,896.96**		**1,516**	**565**	**4.001**	
Treasury Coupon Securities												
91282CCZ2	10856	U.S. Treasury		12/23/2021	3,000,000.00	2,992,620.00	2,999,168.92	0.875	1,742	29	1.218	09/30/2026
91282CEN7	10866	U.S. Treasury		05/04/2022	2,000,000.00	1,982,400.00	1,996,930.87	2.750	1,822	241	2.961	04/30/2027
91282CDG3	10882	U.S. Treasury		11/23/2022	5,000,000.00	4,977,200.00	4,977,312.24	1.125	1,438	60	4.091	10/31/2026
9128282R0	10886	U.S. Treasury		11/23/2022	2,500,000.00	2,454,200.00	2,461,861.10	2.250	1,726	348	3.967	08/15/2027
91282CDW8	10949	U.S. Treasury		02/02/2024	4,500,000.00	4,230,900.00	4,295,116.41	1.750	1,825	883	3.785	01/31/2029
91282CJF9	10951	U.S. Treasury		03/08/2024	5,500,000.00	5,557,145.00	5,577,864.79	4.875	1,698	791	4.354	10/31/2028
91282CDW8	10952	U.S. Treasury		03/08/2024	2,000,000.00	1,880,400.00	1,896,561.98	1.750	1,790	883	4.079	01/31/2029
91282CGH8	10956	U.S. Treasury		06/07/2024	4,225,000.00	4,178,609.50	4,173,600.05	3.500	1,333	517	4.379	01/31/2028
91282CGP0	10957	U.S. Treasury		06/07/2024	4,250,000.00	4,230,747.50	4,225,042.81	4.000	1,362	546	4.368	02/29/2028
91282CGT2	10958	U.S. Treasury		06/07/2024	4,250,000.00	4,204,865.00	4,201,451.22	3.625	1,393	577	4.357	03/31/2028
91282CHE4	10959	U.S. Treasury		06/07/2024	4,250,000.00	4,199,212.50	4,197,478.09	3.625	1,454	638	4.344	05/31/2028
91282CHK0	10960	U.S. Treasury		06/07/2024	4,250,000.00	4,224,925.00	4,222,125.93	4.000	1,484	668	4.335	06/30/2028
91282CFL0	10969	U.S. Treasury		10/25/2024	6,000,000.00	5,906,940.00	5,971,158.60	3.875	1,801	1,125	3.993	09/30/2029
91282CEV9	10970	U.S. Treasury		01/10/2025	6,000,000.00	5,817,180.00	5,821,681.70	3.250	1,632	1,033	4.358	06/30/2029
91282CFY2	10971	U.S. Treasury		01/10/2025	6,000,000.00	5,899,440.00	5,903,606.36	3.875	1,785	1,186	4.369	11/30/2029
91282CCZ2	10972	U.S. Treasury		01/30/2025	3,500,000.00	3,491,390.00	3,491,131.27	0.875	608	29	4.154	09/30/2026
91282CEN7	10973	U.S. Treasury		01/31/2025	3,250,000.00	3,221,400.00	3,220,188.80	2.750	819	241	4.160	04/30/2027

PCWA
Portfolio Management
Portfolio Details - Investments
August 31, 2026

CUSIP	Investment #	Issuer	Average Balance	Purchase Date	Par Value	Market Value	Book Value	Stated Rate	Days to Term	Days to Mat./Call	YTM/C 360	Maturity Date
Treasury Coupon Securities												
91282CLS8	10974	U.S. Treasury		02/03/2025	1,000,000.00	1,000,290.00	999,852.36	4.125	635	60	4.158	10/31/2026
91282CKV2	10975	U.S. Treasury		02/12/2025	3,000,000.00	3,010,710.00	3,007,806.91	4.625	853	287	4.213	06/15/2027
91282CKA8	10987	U.S. Treasury		06/13/2025	2,600,000.00	2,601,534.00	2,601,163.99	4.125	612	167	3.965	02/15/2027
91282CCY5	10991	U.S. Treasury		06/30/2025	2,500,000.00	2,347,075.00	2,379,175.87	1.250	1,188	760	3.688	09/30/2028
91282CHR5	10995	U.S. Treasury		08/15/2025	5,500,000.00	5,408,920.00	5,542,890.10	4.000	1,811	1,429	3.728	07/31/2030
91282CKV2	10998	U.S. Treasury		09/30/2025	3,350,000.00	3,361,959.50	3,373,510.58	4.625	623	287	3.643	06/15/2027
91282CHZ7	11005	U.S. Treasury		12/15/2025	5,000,000.00	5,028,700.00	5,172,946.43	4.625	1,750	1,490	3.640	09/30/2030
91282CAV3	11015	U.S. Treasury		12/01/2025	4,975,000.00	4,293,872.75	4,460,128.73	0.875	1,810	1,536	3.534	11/15/2030
91282CMG3	11017	U.S. Treasury		01/13/2026	3,325,000.00	3,304,484.75	3,382,538.35	4.250	1,479	1,248	3.649	01/31/2030
91282CKC4	11021	U.S. Treasury		03/13/2026	3,000,000.00	2,971,170.00	3,047,201.09	4.250	1,813	1,641	3.809	02/28/2031
91282CKC4	11023	U.S. Treasury		04/02/2026	2,325,000.00	2,302,656.75	2,352,928.69	4.250	1,793	1,641	3.898	02/28/2031
91282CKF7	11024	U.S. Treasury		04/02/2026	5,300,000.00	5,219,864.00	5,336,873.06	4.125	1,824	1,672	3.910	03/31/2031
91282CCB5	11034	U.S. Treasury		06/01/2026	4,975,000.00	4,374,915.50	4,444,744.27	1.625	1,809	1,717	4.118	05/15/2031
91282CLD1	11041	U.S. Treasury		07/31/2026	7,000,000.00	6,882,120.00	6,916,451.22	4.125	1,826	1,794	4.338	07/31/2031
91282CGH8	11044	U.S. Treasury		08/14/2026	3,775,000.00	3,733,550.50	3,748,391.57	3.500	535	517	4.060	01/31/2028
91282CPB1	11045	U.S. Treasury		08/14/2026	3,750,000.00	3,720,975.00	3,776,497.04	3.500	412	394	4.010	09/30/2027
91282CQH7	11046	U.S. Treasury		08/14/2026	3,250,000.00	3,227,900.00	3,284,238.97	3.875	595	577	4.072	03/31/2028
91282CQS3	11047	U.S. Treasury		08/14/2026	3,250,000.00	3,231,832.50	3,268,737.28	4.000	656	638	4.086	05/31/2028
91282CQY0	11048	U.S. Treasury		08/14/2026	3,250,000.00	3,237,812.50	3,265,157.29	4.125	686	668	4.088	06/30/2028
91282CRB9	11049	U.S. Treasury		08/14/2026	7,500,000.00	7,486,800.00	7,526,121.44	4.250	717	699	4.090	07/31/2028
91282CCY5	11050	U.S. Treasury		08/14/2026	4,500,000.00	4,224,735.00	4,261,613.00	1.250	778	760	4.117	09/30/2028
91282CPP0	11054	U.S. Treasury		08/14/2026	3,000,000.00	2,943,390.00	2,972,932.16	3.500	854	836	4.125	12/15/2028
91282CFY2	11058	U.S. Treasury		08/14/2026	1,000,000.00	983,240.00	996,743.32	3.875	1,204	1,186	4.189	11/30/2029
91282CGJ4	11059	U.S. Treasury		08/14/2026	7,000,000.00	6,791,610.00	6,842,469.35	3.500	1,266	1,248	4.200	01/31/2030
		Subtotal and Average	**145,817,951.96**		**164,600,000.00**	**161,139,692.25**	**162,593,394.21**		**1,348**	**883**	**4.011**	
Government Agency - Zero Coupon												
31358DDR2	10996	Federal National Mtg Assn		09/23/2025	4,250,000.00	3,601,790.00	3,703,424.89	3.424	1,695	1,352	3.822	05/15/2030
		Subtotal and Average	**3,697,360.81**		**4,250,000.00**	**3,601,790.00**	**3,703,424.89**		**1,695**	**1,352**	**3.822**	
Municipal Bonds												
64972H5G3	10901	New York City Transitional		11/23/2022	5,000,000.00	4,876,350.00	4,862,137.73	1.350	1,695	317	4.874	07/15/2027
		Subtotal and Average	**4,855,614.28**		**5,000,000.00**	**4,876,350.00**	**4,862,137.73**		**1,695**	**317**	**4.874**	

PCWA
Portfolio Management
Portfolio Details - Investments
August 31, 2026

CUSIP	Investment #	Issuer	Average Balance	Purchase Date	Par Value	Market Value	Book Value	Stated Rate	Days to Term	Days to Mat./Call	YTM/C 360	Maturity Date
Cash with Fiscal Agent												
SRF LOAN-08	10510	US Bank Fiscal Agent		09/30/2009	1,303,014.17	1,303,014.17	1,303,014.17		1	1	0.000	
SRF LOAN-12	10632	US Bank Fiscal Agent		06/30/2013	491,797.26	491,797.26	491,797.26		1	1	0.000	
2016 COPS	10691	US Bank Fiscal Agent		05/19/2016	621.04	621.04	621.04		1	1	0.000	
2018 COPS	10754	US Bank Fiscal Agent		05/01/2018	1,351.43	1,351.43	1,351.43		1	1	0.000	
2021 COPS	10833	US Bank Fiscal Agent		03/01/2021	258,735.34	258,735.34	258,735.34		1	1	0.000	
		Subtotal and Average	**2,054,849.11**		**2,055,519.24**	**2,055,519.24**	**2,055,519.24**		**1**	**1**	**0.000**	
		Total and Average	**373,016,761.38**		**354,305,589.20**	**349,620,130.82**	**351,531,271.77**		**1,062**	**597**	**3.821**	

PCWA
Portfolio Management
Portfolio Details - Cash
August 31, 2026

CUSIP	Investment #	Issuer	Average Balance	Purchase Date	Par Value	Market Value	Book Value	Stated Rate	Days to Term	Days to Mat./Call	YTM/C 360
		Average Balance	**0.00**	Accrued Interest at Purchase *		0.00	0.00		**0**	**0**	
				Ending Accrued Interest		2,093,608.44	2,093,608.44				
				Subtotal		2,093,608.44	2,093,608.44				
	Total Cash and Investment Value		**373,016,761.38**		**354,305,589.20**	**351,713,739.26**	**353,624,880.21**		**1,062**	**597**	**3.821**

* 291,951.80 Accrued at Purchase is Included in Book and Market Values

PCWA
Portfolio Management
Activity By Type
August 1, 2026 through August 31, 2026

CUSIP	Investment #	Issuer	Stated Rate	Transaction Date	Purchases or Deposits	Redemptions or Withdrawals	Balance
Local Agency Investment Funds (Monthly Summary)							
		Subtotal					**66,196,116.73**
Placer County Treasury (Monthly Summary)							
		Subtotal					**4,825,941.40**
Checking Accounts (Monthly Summary)							
USB FLEX 125 PL	10763	US Bank			4,724.39	13,267.01	
USB WORKCOMP	10781	US Bank			0.00	3,368.68	
USB PCWA	10862	US Bank			18,779,001.00	15,526,535.03	
		Subtotal			**18,783,725.39**	**15,543,170.72**	**12,854,088.57**
Money Market (Monthly Summary)							
MONEY MARKET	10850	US Bank Money Market			576,670.71	45,987,525.63	
		Subtotal			**576,670.71**	**45,987,525.63**	**773,923.26**
Medium Term Notes							
09290DAA9	11056	BlackRock , Inc.	4.700	08/14/2026	2,013,920.00	0.00	
67066GAQ7	11057	Nvidia Corp	4.350	08/14/2026	1,988,540.00	0.00	
69371RU20	11053	Paccar Financial Corp	4.000	08/14/2026	1,985,380.00	0.00	
		Subtotal			**5,987,840.00**	**0.00**	**29,348,828.78**
Federal Agency Coupon Securities							
		Subtotal					**64,317,896.96**
Treasury Coupon Securities							
91282CGH8	11044	U.S. Treasury	3.500	08/14/2026	3,742,263.67	0.00	
91282CPB1	11045	U.S. Treasury	3.500	08/14/2026	3,726,708.98	0.00	
91282CQH7	11046	U.S. Treasury	3.875	08/14/2026	3,237,050.78	0.00	
91282CQS3	11047	U.S. Treasury	4.000	08/14/2026	3,241,875.00	0.00	
91282CQY0	11048	U.S. Treasury	4.125	08/14/2026	3,248,730.47	0.00	
91282CRB9	11049	U.S. Treasury	4.250	08/14/2026	7,514,355.47	0.00	
91282CCY5	11050	U.S. Treasury	1.250	08/14/2026	4,234,570.31	0.00	
91282CPP0	11054	U.S. Treasury	3.500	08/14/2026	2,954,765.63	0.00	
91282CFY2	11058	U.S. Treasury	3.875	08/14/2026	988,632.81	0.00	
91282CGJ4	11059	U.S. Treasury	3.500	08/14/2026	6,830,742.19	0.00	

PCWA
Portfolio Management
Activity By Type
August 1, 2026 through August 31, 2026

CUSIP	Investment #	Issuer	Stated Rate	Transaction Date	Purchases or Deposits	Redemptions or Withdrawals	Balance
		Subtotal			**39,719,695.31**	**0.00**	**162,593,394.21**
Government Agency - Zero Coupon							
		Subtotal					**3,703,424.89**
Pass Through Securities (GNMA/CMO)							
		Subtotal					**0.00**
Municipal Bonds							
		Subtotal					**4,862,137.73**
Cash with Fiscal Agent							
SRF LOAN-08	10510	US Bank Fiscal Agent			5.53	0.00	
SRF LOAN-12	10632	US Bank Fiscal Agent			2.09	0.00	
2016 COPS	10691	US Bank Fiscal Agent			1.63	0.00	
2018 COPS	10754	US Bank Fiscal Agent			3.55	0.00	
2021 COPS	10833	US Bank Fiscal Agent			679.67	0.00	
		Subtotal			**692.47**	**0.00**	**2,055,519.24**
		Total			**65,068,623.88**	**61,530,696.35**	**351,531,271.77**

M E M O R A N D U M

TO: Board of Directors

FROM: Jeremy Shepard, Director of Technical Services

DATE: September 17, 2026

RE: Supply and Demand Report for Water Systems

RECOMMENDATION:

Receive the Supply Demand Report for Water Systems, summary of water commitments.

BACKGROUND:

This report includes applications for water service for the September 17, 2026, Board meeting and will include applications received as of September 2, 2026. Applications received after September 2, 2026, will be on the October 1, 2026, Board agenda.

LOWER UNTREATED WATER SYSTEM:
Staff approved connections totaling 2.5 summer miner's inches and 2.0 winter miner's inches, which equates to 40.7 acre-feet (AF) of new untreated water commitments.

There are no reductions of previously authorized untreated water commitments.

The net change in untreated water commitment is an increase of 40.7 AF. The remaining supply is 25,071.2 AF.

LOWER TREATED WATER SYSTEM: FOOTHILL, SUNSET, OPHIR:
Staff approved an infill connection totaling 1.0 Unit of Capacity (UOC).

There are no reductions of previously authorized treated water commitments.

The net change in treated water commitment is an increase of 1.0 UOC. The remaining supply is 1,037.6 UOC.

UPPER TREATED WATER SYSTEM: WEIMAR:
Staff approved an infill connection totaling 1.0 UOC.

There are no reductions of previously authorized treated water commitments.

The net change in treated water commitment is an increase of 1.0 UOC. The remaining supply is 225.1 UOC.

ATTACHMENT(S):
Description
Supply Demand Report

Supply and Demand Report for
Western Water System (Zone 6)
September 17, 2026 Board Meeting

Supply Summary	Acre Feet (AF)
PG&E Western Water System	100,400
PG&E Zone 3	25,000
Canyon Creek Water Rights (1)	3,400
PCWA Middle Fork Project (2)	35,500
NID Deliveries to Foothill WTP	1,920
Total Supply	**166,220**

Untreated Water Supply and Demand Summaries

Lower Untreated Water System	AF
Supply	**141,220.00**
Baseline Demand	
Realized (2021)	88,197.50
Realized Zone 5 (2021) (3)	14,944.00
Committed Demand	
Bickford Ranch	1,538.50
Auburn-Bowman	2,296.45
Foothill-Sunset-Ophir	7,337.44
Total Committed Demand	11,172.39
Total Baseline Demand	**114,313.89**
Commitments Post 2021	
Since Baseline (5)	1,794.17
Requests this Meeting	40.72
Total Commitments Post 2021	**1,834.90**
Remaining Supply upon approval of requests at this meeting.	**25,071.21**

Upper Untreated Water System (Zone 3)	
Supply	**25,000.00**
Baseline Demand	
Realized (2021)	9,676.90
Committed Demand	
Alta	138.35
Monte Vista	27.45
Colfax	244.77
Applegate	9.19
Total Committed Demand	419.75
Total Baseline Demand	**10,096.65**
Commitments Post 2021	
Since Baseline (5)	123.33
Requests this Meeting	0.00
Total Commitments Post 2021	**123.33**
Remaining Supply upon approval of requests at this meeting.	**14,780.03**

Lower Treated Water Systems

	Foothill-Sunset-Ophir (6)		Auburn-Bowman	
Total Capacity (4)	**65.000 MGD**	**56,521.7 UOC**	**15.000 MGD**	**13,043.5 UOC**
Baseline Demand				
Realized (Summer 2021)	51.900 MGD		10.900 MGD	
Committed Demand (7)	8.029 MGD		0.755 MGD	
Entitlements (8)	6.556 MGD		0.290 MGD	
No Demand Meters (9)	0.160 MGD		0.084 MGD	
Operational Reserves (10)	1.300 MGD		0.300 MGD	
Consolidations (11)	0.013 MGD		0.082 MGD	
Total Baseline Demand	**59.929 MGD**	**52,112.3 UOC**	**11.655 MGD**	**10,135.1 UOC**
Commitments Post 2021				
Since Baseline (12)	3.876 MGD	3,370.8 UOC	0.115 MGD	100.2 UOC
Requests this Meeting	0.001 MGD	**1.0 UOC**	0.000 MGD	**0.0 UOC**
Total Commitment	**3.877 MGD**	**3,371.8 UOC**	**0.115 MGD**	**100.2 UOC**
Remaining Supply after approval of requests at this meeting:				
Based on Normal Capacity	**1.194 MGD**	**1,037.6 UOC**	**3.230 MGD**	**2,808.2 UOC**

Upper Treated Water Systems

	Applegate		Colfax		Monte Vista		Alta		Weimar(13)	
Total Capacity (4)	**0.071 MGD**	**62.1 UOC**	**1.244 MGD**	**1,081.7 UOC**	**0.102 MGD**	**88.7 UOC**	**0.512 MGD**	**445.2 UOC**	**1.000 MGD**	**869.6 UOC**
Baseline Demand										
Realized (Summer 2021)	0.055 MGD		0.807 MGD		0.053 MGD		0.265 MGD		0.690 MGD	
Committed Demand (7)	0.001 MGD		0.091 MGD		0.000 MGD		0.091 MGD		0.053 MGD	
Entitlements (8)	0.000 MGD		0.000 MGD		0.000 MGD		0.000 MGD		0.053 MGD	
No Demand Meters (9)	0.001 MGD		0.013 MGD		0.000 MGD		0.005 MGD		0.000 MGD	
Operational Reserves (10)	0.000 MGD		0.000 MGD		0.000 MGD		0.000 MGD		0.000 MGD	
Consolidations (11)	0.000 MGD		0.078 MGD		0.000 MGD		0.087 MGD		0.000 MGD	
Total Baseline Demand	**0.056 MGD**	**48.8 UOC**	**0.898 MGD**	**780.9 UOC**	**0.053 MGD**	**46.1 UOC**	**0.356 MGD**	**309.9 UOC**	**0.743 MGD**	**646.5 UOC**
Commitments Post 2021										
Since Baseline (12)	0.001 MGD	1.0 UOC	0.006 MGD	5.0 UOC	0.000 MGD	0.0 UOC	-0.002 MGD	-1.5 UOC	-0.003 MGD	-3.0 UOC
Requests this Meeting	0.000 MGD	**0.0 UOC**	0.000 MGD	**0.0 UOC**	0.000 MGD	**0.0 UOC**	0.000 MGD	**0.0 UOC**	0.001 MGD	**1.0 UOC**
Total Commitment	**0.001 MGD**	**1.0 UOC**	**0.006 MGD**	**5.0 UOC**	**0.000 MGD**	**0.0 UOC**	**-0.002 MGD**	**-1.5 UOC**	**-0.002 MGD**	**-2.0 UOC**
Based on Normal Capacity	**0.014 MGD**	**12.3 UOC**	**0.340 MGD**	**295.9 UOC**	**0.049 MGD**	**42.6 UOC**	**0.158 MGD**	**136.8 UOC**	**0.259 MGD**	**225.1 UOC**

Footnotes:
(1) Canyon Creek Water Right varies annually based on snow pack and flows in the creek. This water right can be used anywherein western Placer County; however, it is shown here to be assigned to the Lower Untreated Water System.
(2) PCWA Middle Fork Project (MFP) water supply to City of Roseville, San Juan Water District, and others is delivered to Folsom Reservoir for diversion.
(3) Zone 5 demand fluctuated between 4,014 - 14,944 AF between 2015 and 2021, the 2021 demand was used.
(4) Reservation of untreated water for treatment plant build out of Alta at 0.512 MGD, Monte Vista at 0.102 MGD, Colfax at 1244 MGD, Weimar at 1.000 MGD, Applegate at 0.071 MGD, Foothill at 60 MGD, Sunset at 5 MGD, Auburn at 8 MGD, and Bowman 7 MGD.
(5) Includes Board approved untreated water requests 6 months (1/1/2021) before baseline to compensate for demand not yet realized.
(6) Ophir WTP and associated infrastructure are planned facilities included within the Agency's Water Connection Charge program. The capacity gained from Ophir WTP will be added to this report once the plant is constructed and operational.
(7) This amount reflects unrealized and realized demand that is not included in the baseline demand and includes entitlements, no demand meters, drought rebound and consolidations.
(8) This includes remaining capacity of water supply contracts and other agreements. The Foothill-Sunset-Ophir System unrealized demands included 3.87 MGD for the City of Lincoln and 1.88 MGD for Cal-Am. The Weimar Water System unrealized demand includes 0.053 MGD for Midway Heights CWD.
(9) No demand meters are based on active accounts with a no demand rate class as of 8/10/2021.
(10) Operational Reserves is the estimated amount of treated water, estimated at 2% system capacity, the lower treated water systems anticipate for temporary and short-term fluctuations in demand (e.g. extreme weather, breaks/outages, construction water extremes, etc.)
(11) Consolidations includes those projects where a public water system has executed a consolidation agreement with PCWA to reserve capacity.
(12) Includes Board approved facilities agreements after 1/1/2020 and infill requests after 1/1/2021 to compensate for demand not yet realized. This excludes any post baseline commitments from Weimar Water System prior to 10/2/2023.
(13) The Weimar Water System acquisition was completed on 10/2/2023, demand and entitlements were included from the previous owner's 2021 calendar year records.

CONSENT CALENDAR:
1.

M E M O R A N D U M

TO: Board of Directors

FROM: Jeremy Shepard, Director of Technical Services
Darin Reintjes, Director of Resource Management

DATE: September 17, 2026

RE: Long Canyon and the Mosquito Wildfire Resilience Projects

RECOMMENDATION:

Declare the Mosquito Wildfire Resilience Project exempt from California Environmental Quality Act and authorize the Clerk to the Board to file a Notice of Exemption.

BACKGROUND:

The Mosquito Fire was California's largest wildfire in 2022 and burned nearly 77,000 acres within the Middle Fork Project watershed. The Eldorado National Forest has received disaster recovery funding to implement the Mosquito Wildfire Resilience Project (Mosquito Project) to directly address post-fire conditions associated with the fire and other activities to manage vegetation and reduce fuel loading within the fire footprint and surrounding area. Treatments would reduce hazardous fuel levels, remove dead and dying trees in accessible areas, regenerate tree cover, develop shaded fuel breaks and conduct maintenance on existing fuel breaks, treat invasive plant species, and perform roadwork and culvert replacement on National Forest Service lands in portions of the Georgetown Ranger District of the Eldorado National Forest. These actions align with the 1989 Eldorado National Forest Land and Resource Management Plan. An Environmental Assessment (EA) under the National Environmental Policy Act (NEPA) of 1969 was completed and approved under an Emergency Action Determination on April 13, 2026.

On April 9, 2026, the Middle Fork Project Finance Authority Board was provided a report from PCWA staff, the County of Placer, and the US Forest Service American River Ranger District on wildfire reduction activities in the Middle Fork American River watershed and nexus areas. The Agency's Long Canyon Watershed Protection Project (Long Canyon Project) is currently undergoing an environmental analysis to comply with NEPA and is expected to be ready for fuels reduction implementation in 2027. The planning area for the Long Canyon Project covers 32,000 acres and covers a portion of the land within the Mosquito Fire footprint.

DISCUSSION:

The Long Canyon Project planning area is completely contained within the larger area analyzed for the Mosquito Project (see attached map). However, the assessment for the Mosquito Project does not include the planned commercial thinning that is part of the scope of the Long Canyon Project, which is

intended to achieve the goal of further reducing the risk of extreme wildfire. For this reason, there is a separate EA currently under development that is specific to the Long Canyon Project that analyzes commercial thinning. The Agency will use the coverage provided under the Mosquito Project EA to perform complementary treatments, such as hand thinning and mastication as further described below.

The Agency's Long Canyon Project Units 1-5 (Mosquito EA) concept proposal for a $1.5 million grant through the Sierra Nevada Conservancy has been accepted and the Agency has been asked to provide a full and complete application in November of this year. Projects must have environmental coverage to be eligible to apply for this implementation grant. Filing a Notice of Exemption from the California Environmental Quality Act (CEQA) now allows the Agency to complete this application in hopes of being awarded this grant funding for implementation in 2027.

The Mosquito Project proposes to use a combination of vegetation management treatments. Post-fire recovery planning includes consideration of priority treatment areas (totaling 6,295 acres), as well as conditions-based treatments intended to address needs of the larger post-fire landscape over the long term. Priority treatments are expected to be implemented in the first five years of the project. The conditions-based treatments are expected to occur over the next 20 years, as needed to return ecosystems to desired conditions or moderate hazardous site conditions. All project activities will apply National Best Management Practices (USDA Forest Service 2012) and design features found in the final EA conducted by the Eldorado National Forest National Environmental Policy Act documents. A link to those documents can be found at https://www.fs.usda.gov/r05/eldorado/projects/66160.

ENVIRONMENTAL ASSESSMENT:

As noted above, the EA for the Mosquito Project has been approved. The project does not require further environmental assessment as CEQA does not apply to prescribed fire, thinning, or fuel reduction projects undertaken on federal lands to reduce the risk of high-severity wildfire that have been reviewed under the federal National Environmental Policy Act of 1969. The project is statutorily exempt from CEQA, a Notice of Exemption form has been prepared for filing.

The NEPA assessment for the Long Canyon Project is ongoing and is anticipated to be complete in early 2027. At that time staff will bring back a request to the Board to consider the Long Canyon Project exempt from CEQA.

ATTACHMENT(S):
Description
Map

Long Canyon Project Units 1-5 (Mosquito EA) - NEPA Coverage Boundaries

SNC Grant Treatments

- Pre Logging Mastication (Mosquito EA)
- Reforestation (Mosquito EA)
- Understory Thinning (Mosquito EA)

- Long Canyon NEPA Planning Area
- Mosquito NEPA Planning Area
- Private Land

Treatments covered under the Mosquito EA include mastication, manual thinning, post fire salvage, reforestation, and fuelbreak treatments

Treatments covered under the Long Canyon EA include commercial thinning and manual thinning

N
W E
S

Scale: 1:200,000

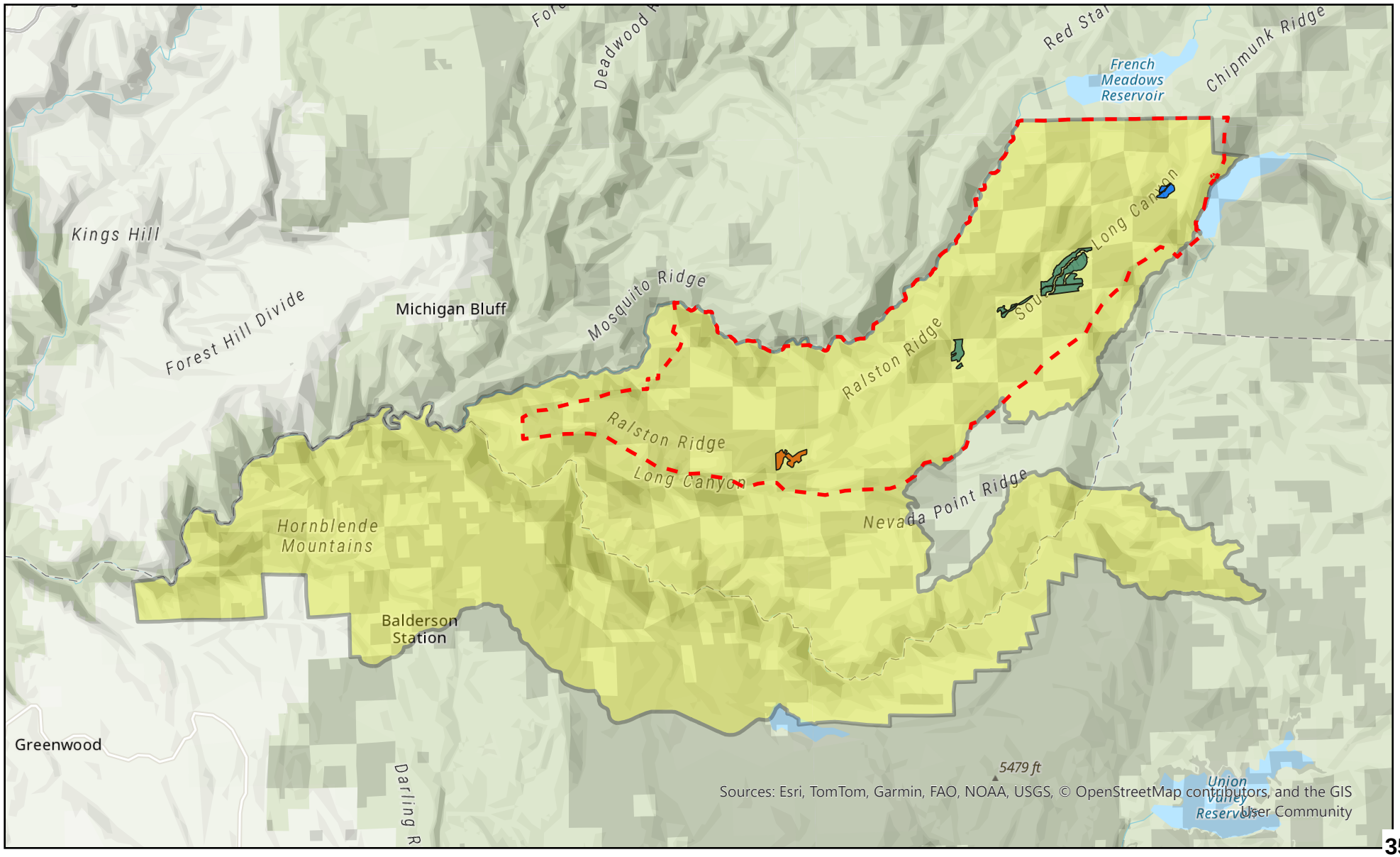

CONSENT CALENDAR:
2.

M E M O R A N D U M

TO: Board of Directors

FROM: Lori Young, Clerk to the Board

DATE: September 17, 2026

RE: August 20, 2026, Minutes

RECOMMENDATION:

Approve the August 20, 2026, Minutes.

ATTACHMENT(S):
Description
08-20-2026 Minutes - DRAFT

M I N U T E S
BOARD OF DIRECTORS
PLACER COUNTY WATER AGENCY

Thursday, August 20, 2026
2:00 p.m. Regular Meeting

Agency Personnel Present Who Spoke: ANDY FECKO, General Manager; ELISE NELSON, Deputy General Counsel; LORI YOUNG, Clerk to the Board; TONY FIRENZI, Director of Strategic Affairs; LAURA RODARTE, Strategic Affairs Manager; NICOLE SKARDA, Director of Administrative Services; MATT YOUNG, Director of Customer Services

A. CALL TO ORDER:

Chair Alpine called the regular meeting of the Placer County Water Agency Board of Directors to order at 2:00 p.m. in the American River Room, Placer County Water Agency Business Center, 144 Ferguson Road, Auburn, California.

1. Roll Call

The Clerk to the Board called roll.

Present: Chair JOSHUA ALPINE, ROBERT DUGAN, PRIMO SANTINI, III, JEFFERSON WILLOUGHBY, and Vice Chair CHRIS WILSON

Absent: none

2. Pledge of Allegiance

Don Anderson led the Pledge of Allegiance.

B. ANNOUNCEMENTS, INTRODUCTIONS, AND RECOGNITIONS:

There were none.

C. PUBLIC COMMENT:

The Chair invited the public to comment. There were no comments.

D. REPORTS BY DEPARTMENT HEADS:

There were no reports.

E. AGENDA CHANGES AND REVIEW:

Item N.1 was pulled from the agenda.

F. ITEMS FOR INFORMATION:

1. Receive and file Board of Directors' July 2026 Expenses.

2. Receive and file Check Register 26-15 expenses disbursed.

3. Receive and file Treasurer's Investment Report for the month ended July 31, 2026.

G. CONSENT CALENDAR:

1. Approve sponsorship of the Rocklin Area Chamber of Commerce at the Chairman's Circle Silver Level in the amount of $2,500.

2. Approve sponsorship of the Great Auburn Ravine Creek and City Parks Clean Up in the amount of $500.

3. Approve the salary range adjustments resulting from the negotiated salary survey for the Water Systems Bargaining Unit.

4. Approve the salary range adjustments resulting from the negotiated salary survey for the Power System Bargaining Unit.

5. Approve the August 6, 2026, Minutes.

There was no public comment.

Motion by Director Wilson approving Consent Calendar items 1, 2, 3, 4, and 5; motion seconded by Director Santini and adopted by unanimous vote of Directors present.

H. AGREEMENTS AND CONTRACTS:

1. Approve the purchase of hydroelectric turbine parts from Voith Hydro Inc. in an amount not to exceed $3,750,000 through December 31, 2026.

2. Approve Amendment No. 3 to General Services Agreement No. P-24-05 with Universal Building Services and Supply Co. for Janitorial Services at Various Agency Sites increasing the annual not-to-exceed amount to $180,147 and extending the time of performance through September 18, 2027.

3. For the RiverArc Project:
    a. Approve Amendment No. 1 to Design Professional Services Agreement with West Yost Associates, Inc. in an additional amount not to exceed $300,000 and extend the time of performance through December 31, 2027;
    b. Approve Amendment No. 1 to Professional Services Agreement with ICF Jones & Stokes, Inc. in an additional amount not to exceed $249,000 and extend the time of performance through December 31, 2027; and

DRAFT

c. Authorize the Director of Technical Services to execute scope modifications as necessary to make the best use of grant contingency funds.

4. Approve the following Facility Agreements (FA) for treated water service and/or modifications or additions to Agency facilities:
   a. FA 2803, Placer Commerce Center Phases 1-3 Offsite, Placer County, 21.0 Units of Capacity (UOC); and
   b. FA 2896, DRL Investments, Auburn, 2.0 UOC.

There was no public comment.

Motion by Director Santini approving Agreements and Contracts items 1, 2, 3, and 4; motion seconded by Director Willoughby and adopted by unanimous vote of Directors present.

I. ADMINISTRATION:

1. For the proposed Ordinance No. 11 Prohibiting Water Theft, Unauthorized Use, and Tampering of Agency Water Facilities, and Setting Corresponding Fines, Penalties, and Enforcement Measures for Violation:
   a. Receive a presentation from staff;
   b. Waive the oral reading of the proposed ordinance;
   c. Open the public hearing to introduce and receive comments on proposed Ordinance No. 11; and
   d. Close the public hearing.

Chair Alpine opened the public hearing at 2:05 p.m.

The Director of Customer Services provided an overview of statewide and local water theft issues, the legislation prompting the need for the ordinance, and a summary of the proposed enforcement measures and next steps for adoption.

There was no public comment.

Chair Alpine closed the public hearing at 2:15 p.m.

Motion by Director Dugan to introduce the ordinance by title only and formally waive the oral reading of the proposed ordinance; motion seconded by Director Wilson.

The Clerk to the Board read the title of Ordinance No. 11 into the record.

Roll call vote: Director Dugan AYE, Director Santini AYE, Director Willoughby AYE, Director Wilson AYE, and Chair Alpine AYE. The motion passed.

2. Approve the following:

a. Salary range Middle Management Unit (MMU) 48 for the Field Services Manager job classification;
b. Salary range MMU 52.5 for the Deputy Director of Power Generation (Operations and Maintenance); and
c. Salary range MMU 52.5 for the Deputy Director of Power Generation (Engineering and Licensing).

The Director of Administrative Services reported on the recommended salary range adjustments to address salary compaction identified in recent salary surveys and structural changes within supervisory and advanced journey classifications.

Chair Alpine provided an oral summary of the recommended action on the management salaries as required under Government Code section 54953(d)(3).

Motion by Director Santini approving item I.2; motion seconded by Director Dugan. Roll call vote: Director Dugan AYE, Director Santini AYE, Director Willoughby AYE, Director Wilson AYE, and Chair Alpine AYE. The motion passed.

J. WATER:

1. Receive a presentation on PCWA's Canal Water Customer Survey of untreated water customers, including results from a previously completed focus group session.

The General Manager introduced Curtis Below, Partner & COO of FM3 Research.

Curtis Below presented survey and focus group findings revealing high satisfaction among canal water customers, customer misunderstandings of agency and customer roles and responsibilities, and willingness to pay more for long-term system maintenance, with property value and rural lifestyle as key motivators.

There was no public comment.

2. For the RiverArc project:
   a. Receive a status report from staff on project planning and environmental review; and
   b. Approve the Joint Powers Agreement (JPA) between the City of Sacramento, the City of Roseville, and the Placer County Water Agency creating the RiverArc Joint Powers Authority.

The Director of Strategic Affairs and Strategic Affairs Manager provided an update on RiverArc's progress, including environmental review, funding pursuits, and the rationale for forming a JPA.

There was no public comment.

Motion by Director Dugan approving item J.2; motion seconded by Director Willoughby. Roll call vote: Director Dugan AYE, Director Santini AYE, Director Willoughby AYE, Director Wilson AYE, and Chair Alpine AYE. The motion passed.

3. Staff will provide an update on the Drum Spaulding repairs and discuss a request for payment received from PG&E.

At 3:42 p.m. Director Alpine recused himself from participating in the discussion of agenda item J.3 due to a conflict of interest under Government Code section 87100 and left the room.

The General Manager reported on a notification from PG&E regarding $18.2 million in repair costs for Drum Spaulding, explaining the Agency's disagreement with PG&E over whether the event qualifies as extraordinary under contract terms, and outlining the dispute resolution process.

There was no public comment.

Director Alpine returned to the room at 3:53 p.m.

K. REPORTS BY DIRECTORS:

Director Willoughby reported on Roseville's State of the City event that he attended.

Director Dugan also reported on Roseville's State of the City event that he attended with Director Willoughby.

L. REPORTS BY GENERAL COUNSEL:

Deputy General Counsel reported on the Ninth Circuit Court of Appeals ruling that the United States Bureau of Reclamation did not need to undertake National Environmental Policy Act review or Endangered Species Act consultation before it converted Central Valley Project water service contracts to repayment contracts pursuant to the Water Infrastructure Improvements for the Nation Act.

M. REPORTS BY GENERAL MANAGER:

The General Manager reported on 1) the Western Power Trading Forum General Meeting that he attended, 2) the State Water Board's Healthy Rivers and Landscapes update, and 3) the Agency's award of the California Municipal Utilities Association's Communications Achievement 1st place award in the small-size utility category for PCWA's Headwaters to Hydrants and Homes.

N. CLOSED SESSION:

DRAFT

~~1. Public Employee Performance Evaluation - Pursuant to Government Code section 54957.~~

~~Position Title: General Manager~~

O. REPORT FROM CLOSED SESSION:

There was no Closed Session.

P. ADJOURNMENT:

At 4:02 p.m. Director Santini made a motion to adjourn; motion seconded by Director Dugan and adopted by unanimous vote of Directors present.

ATTEST:

_____

Lori Young, Clerk to the Board
Placer County Water Agency

DRAFT

CONSENT CALENDAR:
3.

M E M O R A N D U M

TO: Board of Directors

FROM: Andy Fecko, General Manager

DATE: September 17, 2026

RE: Resolution Providing for Modification to the 2026 Board Meeting Schedule

RECOMMENDATION:

Adopt **Resolution 26-__ Providing for Modification to the 2026 Board Meeting Schedule** .

BACKGROUND:

On December 8, 2014, in Resolution 14-38, the Board of Directors directed that regular Board meetings be held the first and third Thursdays of each month beginning at 2:00 p.m. at the Placer County Water Agency Business Center, American River Room, 144 Ferguson Road, Auburn, California.

DISCUSSION:

The Agency is preparing for the groundbreaking ceremony of the Ophir Water Treatment Plant, scheduled to begin at 10:00 a.m. on October 15, 2026, at the project site located at 10681 Ophir Road in Auburn. This major capital project milestone requires the presence of the Board, Agency leadership, project partners, and external guests.

To allow the Board to fully participate in this significant Agency event, staff recommends adjusting the October 15, 2026, Board meeting to convene at 10:00 a.m. at the Ophir Water Treatment Plant site. Hosting the meeting at the project site provides an opportunity for the Board and public to directly observe the commencement of a key infrastructure investment that will serve the community for decades.

ATTACHMENT(S):
Description
09-17-2026 Modifying the 2026 Board Meeting Schedule.docx

RESOLUTION 26-__ OF THE BOARD OF DIRECTORS OF THE
PLACER COUNTY WATER AGENCY
MODIFYING THE 2026 BOARD MEETING SCHEDULE

WHEREAS, Section 81-7.2 of the Placer County Water Agency Act requires the Board of Directors set forth a time and place for holding its regular meetings; and

WHEREAS, on December 8, 2014, in Resolution 14-38, the Board of Directors directed that regular Board meetings be held on the first and third Thursdays of each month beginning at 2:00 p.m. at the Placer County Water Agency Business Center, American River Room, 144 Ferguson Road, Auburn, California; and

WHEREAS, the Board desires to move the October 15, 2026, regular meeting time and location to accommodate the Ophir Water Treatment Plant groundbreaking ceremony.

BE IT RESOLVED by the Board of Directors of the Placer County Water Agency that the October 15, 2026, 2:00 p.m. regular meeting of the Board will start at the Ophir Water Treatment Plant, 10681 Ophir Road, Auburn, California at 10:00 a.m., at which time a portion of the agenda will be considered; thereafter the meeting will reconvene at 2:00 p.m. at the Placer County Water Agency Business Center, 144 Ferguson Road, Auburn, California.

This resolution was duly adopted at a meeting of the Board of Directors of the Placer County Water Agency held on September 17, 2026, by the following vote on roll call:

AYES:

NOES:

ABSTAINED:

ABSENT:

Signed and approved by me after its adoption this 17th day of September, 2026.

_____
Joshua Alpine, Chair of the Board
Placer County Water Agency

ATTEST:

_____
Lori Young
Clerk to the Board

M E M O R A N D U M

TO: Board of Directors

FROM: Tony Firenzi, Director of Strategic Affairs

DATE: September 17, 2026

RE: Extension of Wildfire Lobbying Agreement

RECOMMENDATION:

Approve Extension No. 5 to the Wildfire Lobbying Agreement with Conservation Strategy Group, LLC, in an additional amount not to exceed $36,000.

BACKGROUND:

This agreement was originally executed with Conservation Strategy Group, LLC (CSG) on April 1, 2021, and has been extended four times previously. The advocacy includes all aspects of PCWA involvement in wildfire and forest health with both the state Legislature and administration. The focus in the first two years of the agreement was on biomass technology and application to forest health. This agreement has been used in support of PCWA sponsoring a permit streamlining bill for wildfire fuels reduction, as well as a mix of other advocacy efforts by PCWA. Similar activities are anticipated for the fifth year of this contract as legislative efforts to incentivize biomass campuses and create permitting streamlining opportunities increase in the forest health and wildfire mitigation space.

The cost of these services is a retainer of $3,000 per month, agreed to on an annual basis, and with a 30-day written notice termination clause. The current agreement amount to date is $198,000 and terminates on September 30, 2026.

DISCUSSION:

Given the ongoing opportunities and challenges in wildfire and forest health, Agency staff wishes to continue with CSG in the next year. There are large sums of funding for these issues in Proposition 4, a general obligation bond approved by voters in 2024. Although Proposition 4 funds have been slow to be appropriated due to administrative burdens, lack of program guidelines, and shifting budget conditions at the State, there are still many opportunities for PCWA to secure grant funding. CSG services are needed to assist with those grant applications.

Staff recommends approval of Extension No. 5 to the Wildfire Lobbying Agreement with CSG, increasing the agreement amount from $198,000 to $234,000, through September 30, 2027.

FISCAL IMPACT:

Funding for this not-to-exceed $36,000 extension will come from Agency Wide and Power, Operations

Budget, within the Office of the General Manager, within the Division of Strategic Affairs and Resource Management. Funding for this agreement has been included in the annual operations budget.

M E M O R A N D U M

TO: Board of Directors

FROM: David Russell, Director of Information Technologies

DATE: September 17, 2026

RE: Purchase Security Event Information and Management Platform

RECOMMENDATION:

Approve the purchase of Security Event Information and Management Platform in an amount not to exceed $109,800.

BACKGROUND:

The Agency's information technology environment continues to grow in complexity as additional systems, cloud services, operational technologies, and connected devices are deployed to support business operations. As cyber threats continue to evolve in sophistication and frequency, the Agency must enhance its ability to detect, analyze, and respond to potential security events in a timely and effective manner.

DISCUSSION:

Information Technologies staff evaluated the need for enhanced security operations capabilities as part of the Agency's cybersecurity program. As the Agency's technology environment continues to expand, a more integrated approach is necessary to improve visibility and operational efficiency.

Staff recommends approval of the purchase as a prudent investment in the Agency's cybersecurity program that will enhance the protection, availability, and resilience of the Agency's information systems while improving the efficiency of ongoing security options. The proposed acquisition aligns with the Agency's strategic objective of strengthening its cybersecurity posture, improving operational resilience, and supporting compliance with applicable cybersecurity standards and regulatory requirements.

To protect the Agency's critical infrastructure and maintain the integrity of its cybersecurity program, this memorandum intentionally omits specific information regarding vendor, product capabilities, system architecture, and implementation details. Public disclosure of this information could increase security risks by exposing information that could be used to target or compromise the Agency's information technology systems and critical infrastructure. Subscription to the software management platform will occur on an annual autorenewal basis.

FISCAL IMPACT:

Funding for this not-to-exceed $109,800 purchase will come from Agency Wide, Operations Budget within the Department of Information Technologies. Future subscription renewals of the management platform will be included in the operating budget requests.

M E M O R A N D U M

TO: Board of Directors

FROM: Daryl Hensler, Director of Field Services

DATE: September 17, 2026

RE: Competitive Pricing Exception for Rexel USA, Inc. and Purchase and Installation of Wash Water Recover Pump Controls at Bowman Water Treatment Plant

RECOMMENDATION:

Approve a Competitive Pricing Exception with Rexel USA, Inc. as a sole source vendor and authorize the purchase and installation of wash water recovery pump controls in an amount not to exceed $147,900.

BACKGROUND:

The Bowman Water Treatment Plant is used to serve water to the Auburn/Bowman and Upper Foothill/Sunset Water Systems. The treatment plant utilizes mixed media filters and backwash pumps that reverse the flow of water to clean the filter media and remove solids. Backwash waste from the backwash cycle is discharged into two lagoons and clarified water from the lagoons is decanted using floating suction strainers to the wash water recovery basin. The wash water recovery pump station then recycles water from the recovery basin to the plant intake at less than 10% of plant flow.

The treatment plant's Water Supply Permit allows for reclaimed backwash water to be recycled back into the treatment process at a rate no greater than 10% of the total plant flow rate. The wash water recovery pumps operate on variable frequency drives (VFDs) controlled by the plant Programmable Logic Controller (PLC) to ensure this requirement is met.

DISCUSSION:

On August 17, 2023, the Board approved the purchase of two new wash water recovery pumps. One of the removed pumps was rebuilt in January 2025 to be installed in the available location on the existing manifold to ensure vital system redundancy in the reclaim system. To integrate this third redundant pump into the active system, it requires dedicated controls.

Rockwell Automation, the sole developer of Allen-Bradley hardware and software, has certified that Rexel USA, Inc. is the sole distributor in Northern California for all sales and support services related to this request.

Staff requests authorization in the amount quoted by Rexel USA, Inc. of $147,900, for the purchase and installation of these controls, finalizing the recovery system's backup capabilities.

FISCAL IMPACT:

Funding for this not-to-exceed $147,900 purchase will come from Water Division, Operations Budget within the Department of Field Services.

M E M O R A N D U M

TO: Board of Directors

FROM: Matt Young, Director of Customer Services

DATE: September 17, 2026

RE: Regional Water Authority Project Agreement for Turf Replacement and Customer Outreach Project

RECOMMENDATION:

Consider approving the Regional Water Authority Project Agreement for Turf Replacement and Customer Outreach Project.

BACKGROUND:

The Regional Water Authority (RWA) serves as the local administrative agent for the State of California's Urban Community Drought Relief Grant Program. Funding for the Turf Replacement and Customer Outreach Project totaling $500,000 was awarded to RWA's Regional Water Efficiency Program through the State of California's Urban Community Drought Relief Grant Program. The project expands existing efforts and builds new residential, institutional and commercial outdoor customer efficiency and outreach programs in RWA's member service areas. The grant program was not intended to replace an existing funding source for an ongoing program and must expand the current program or start a new program.

During the grant period, PCWA increased the turf replacement rebate amounts from $1 per square foot to $3 per square foot. This change to the rebate provides an incentive of up to $3,000 for residential and up to $15,000 for commercial and institutional customers, to replace turf with water-efficient landscaping.

DISCUSSION:

If approved, the reimbursement amount from RWA to PCWA would be a minimum of $75,000 for turf replacement and irrigation efficiency rebates. RWA may allocate additional funds to PCWA depending on the amount left unspent by other participating Agencies. The grant reimbursement period was January 2023 through August 2026, and reimbursement payments would be made in arrears. All grant requirements have been met, and staff recommends the Board Chair sign the agreement.

FISCAL IMPACT:

With approval of this agreement, grant revenue will be recognized in the Water Division when reimbursement is received.

MEMORANDUM

TO: Board of Directors

FROM: Matt Young, Director of Customer Services

DATE: September 17, 2026

RE: Customer Appeal of Billing Dispute

RECOMMENDATION:

Consider a customer's appeal of a billing dispute pursuant to Section 41002 of the Agency's Rules and Regulations. Staff recommends the Board uphold the determination by the General Manager to provide a leak adjustment and consider the matter resolved.

BACKGROUND:

On July 17, 2026, Customer Services staff notified the customer requesting the appeal about increased water usage. On August 3, 2026, PCWA staff responded to a request by the customer and discovered a leak at the customer's irrigation valve, prompting staff to temporarily shut off the water, notify the customer of the leak, and flag the meter box. On August 4, 2026, the customer left a voicemail with PCWA staff and communicated that she contacted her landlord to investigate and repair the private side leak.

Under section 41002 BILLING DISPUTES AND ADJUSTMENTS of the Agency Rules and Regulations a customer may dispute bills or request an adjustment of bills. This process gives the General Manager the authority to adjust a customer's bill for instances of an unanticipated leak from underground or unexposed pipes, unauthorized use by others, or some other circumstances beyond the customer's direct or immediate control. The customer may also appeal the determination of the General Manager, to the Board of Directors.

DISCUSSION:

The owner confirmed the repair on August 19, 2026, with the meter no longer running after the repair. Staff verified the repair on August 20, 2026. The customer then completed the leak adjustment form, which resulted in a $220.79 leak adjustment credit posted to her account on September 8, 2026. The customer now disputes the water volume recorded by the meter and requested copies of service orders, which were provided. Water Efficiency staff verified that the meter, register, and endpoint were working properly. Customer Services staff communicated that since the meter is no longer running after completion of the private side repair, that we consider the matter resolved.

The customer now disputes the billing adjustment authorized by the General Manager, by appeal to the Agency Board of Directors, and seeks additional investigation and an additional bill adjustment.

M E M O R A N D U M

TO: Board of Directors

FROM: Jeremy Shepard, Director of Technical Services
Carrie Parks, Director of Finance

DATE: September 17, 2026

RE: Proposing Modifications to Chapter 4 of the Agency's Personnel and Administrative Manual to Update the Water Connection Charge

RECOMMENDATION:

For the Agency's Water Connection Charge for the Auburn/Bowman and Foothill/Sunset/Ophir drinking water system:
A. Open the public hearing for comment on the proposed update; and
B. Close the public hearing and adopt **Resolution 26-__ Amending and Readopting Chapter 4 of the Agency's Personnel and Administrative Manual setting forth rules, regulations, rates and charges governing the distribution and use of water.**

BACKGROUND:

On December 19, 2024, the Board adopted Resolution 24-26, updating the Lower Zone 6 Water Connection Charge (WCC) based on the Water Connection Charge Study – Lower Zone (Zone 6), dated December 2024 (2024 Study), prepared by Agency staff with financial analysis support from Raftelis Financial Consultants. That study increased the retail WCC from $22,821 to $25,815 per Unit of Capacity (UOC), effective January 1, 2025, and established corresponding wholesale charges of $20,075 per UOC for the City of Lincoln and $22,982 per UOC for California American Water Company (Cal-Am).

The Agency's Rules provide that the WCC is adjusted each January 1 in proportion to any increase in the Engineering News Record Construction Cost Index for San Francisco (ENR-CCI-SF) over the preceding June-to-June period. The index did not increase sufficiently to warrant an adjustment on January 1, 2026, so the $25,815 retail rate has remained in effect.

On October 2, 2025, the Board directed staff to evaluate actual construction bid results as they became available for major capital improvement projects included in the 2024 Study's expansion Capital Improvement Plan (CIP), to confirm whether the escalated cost assumptions underlying the WCC remained accurate. On February 5, 2026, the Board expressed support for correcting the WCC, as needed, to ensure new development continues to fund its proportionate share of the expansion program. Since adoption of the 2024 Study, the Agency has received market-tested bids for four projects representing approximately one-quarter of the expansion capital program, providing the first real-world checkpoint of the escalation assumptions used in that study.

Staff prepared the attached Water Connection Charge Cost Study Lower Zone 6 – 2026 Update (2026 Update), which incorporates the updated project costs into the existing WCC model while holding all other 2024 Study assumptions constant, including system capacity, projected development, Units of Capacity available, allocation methodology, and absorption rate.

DISCUSSION:

Staff will present the 2026 Update at the meeting, including the underlying bid data and financing changes. In summary, updated bid costs for four expansion capital projects – most significantly the Ophir Water Treatment Plant 10 million gallons per day phase – increase the total WCC cost basis from $741.0 million to approximately $874.1 million. All other 2024 Study assumptions (system capacity, UOCs, absorption rate, inflation, and allocation methodology) are unchanged. Applying the updated cost basis results in the following proposed WCC:

Customer Class	Current WCC	Proposed WCC	$ Change	% Change
Retail	$25,815	$30,052	+$4,237	16.4%
Wholesale: Lincoln	$20,075	$24,312	+$4,237	21.1%
Wholesale: Cal-Am	$22,982	$27,400	+$4,418	19.2%

This 2026 Update is a focused, bid-driven correction rather than a comprehensive re-analysis. Staff intends to commence a full, comprehensive WCC update immediately following adoption. Required due process has been conducted, including notice to wholesale customers and public advertisement of the hearing, in accordance with Government Code Section 66013 et seq. In addition, staff has provided updates to the Building Industry Association and the development community throughout the update process. As drafted, the attached resolution would make the updated WCC effective immediately upon adoption (or such other date as the Board directs).

ATTACHMENT(S):
Description
Resolution
PowerPoint

RESOLUTION 26-__ OF THE BOARD OF DIRECTORS OF THE
PLACER COUNTY WATER AGENCY
AMENDING AND READOPTING CHAPTER 4 OF THE AGENCY'S PERSONNEL AND
ADMINISTRATIVE MANUAL SETTING FORTH RULES, REGULATIONS, RATES AND CHARGES
GOVERNING THE DISTRIBUTION AND USE OF WATER

WHEREAS, the Agency's staff has presented information to the Board of Directors setting forth the need to modify Chapter 4 of the Agency's Personnel and Administrative Manual titled "Rules, Regulations, Rates and Charges Governing the Distribution and Use of Water" (Rules) and setting forth the need for modifications to the Agency's Water Connection Charge (WCC); and

WHEREAS, the proposed revisions to the Rules are attached herein as **Exhibit A**, showing changes in bold and strikethrough font; and

WHEREAS, a component of the Rules is the WCC, which provides funds for the Agency to provide capacity to serve new connections through construction of treatment, transmission, groundwater, and storage facilities, associated planning for this infrastructure, and applicable surcharges of transmission facilities to appropriate wholesale agencies; and

WHEREAS, the Agency prepared a report titled "*Water Connection Charge Study Lower Zone 6 – 2026 Update*" dated September 17, 2026, as attached herein as **Exhibit B**, summarizing details underlying the WCC calculation and to provide an administrative record of the process; and

WHEREAS, the report is an update to a 2024 study, adopted under Resolution 24-26, updating four capital improvement projects' costs that have been recently bid, and inserted into the model to ensure program costs are updated and collected WCC revenue is appropriate and equitable; and

WHEREAS, this analysis has been reviewed with interested parties outside of PCWA, including representatives of several land developers; and

WHEREAS, due process has been conducted, including letters sent to wholesale customers, notification to interested parties, and public advertisement, meeting all legal requirements; and

WHEREAS, this Board held a public hearing on September 17, 2026, on the proposed WCC and associated changes to the Rules, at which all persons wishing to be heard on this matter were allowed to be heard; and

WHEREAS, at the public hearing the Board of Directors considered all public comment.

BE IT RESOLVED by the Board of Directors of the Placer County Water Agency that Chapter 4 of the Agency's Personnel and Administrative Manual titled "Rules, Regulations, Rates and Charges Governing the Distribution and Use of Water," as revised and attached herein as **Exhibit A**, is hereby adopted to become effective immediately on September 17, 2026.

This resolution was duly adopted at a meeting of the Board of Directors of the Placer County Water Agency held on September 17, 2026, by the following vote on roll call:

AYES:

NOES:

ABSTAINED:

ABSENT:

Signed and approved by me after its adoption this 17th day of September, 2026.

_____
Joshua Alpine, Chair of the Board
Placer County Water Agency

ATTEST:

_____
Lori Young
Clerk to the Board

EXHIBIT A

Article 7: Water Connection Charges

Sec. 40701 WCC FOR UNIT OF CAPACITY.

a) For treated water service within the Auburn/Bowman and Foothill/Sunset/Ophir drinking water systems:

Component	Effective Date: 1/1/26
Treatment	~~$10,561~~ **14,348**
Transmission	~~$9,452~~ **9,902**
Storage	$4,880
Groundwater	$798
Planning	$124
Total	~~$25,815~~ **30,052**

2) American Water (CAW) Company shall also be charged a transmission surcharge per Unit of Capacity, subject to the annual ENR increase detailed above. This surcharge is to pay for the share of the transmission infrastructure needed to deliver water to CAW's Placer County franchise area. The following surcharge applies to all CAW Units of Capacity through buildout of their franchise area:

Surcharge	~~$2,907~~ **3,088**

EXHIBIT B

Placer County Water Agency

Water Connection Charge Cost Study Lower Zone 6 - 2026 Update

-September 17, 2026-

An update to the Water Connection Charge Study Lower Zone (Zone 6)

-December 2024-

Prepared by:

Brian Rickards, Planning & Development Services Manager

Carrie Parks, Director of Finance

PCWA
water • energy • stewardship

Executive Summary

This report provides a focused update to the December 2024 Water Connection Charge (WCC) Study for Lower Zone 6. At the direction of the Board of Directors on October 2, 2025, staff evaluated actual construction bid results for four major capital improvement projects representing approximately one-quarter of the expansion capital program. The updated bid information was incorporated into the existing WCC model while maintaining all other assumptions established in the December 2024 Study, including system capacity, projected development, units of capacity, allocation methodology, and absorption. Based on these updated construction costs and associated financing requirements, staff recommends increasing the retail Water Connection Charge from $25,815 to $30,052 per Unit of Capacity.

The review indicates that the actual bid prices varied from the escalated cost assumptions used in the 2024 WCC Study. Without updating the WCC, new development would under-contribute toward the revised cost of expansion facilities, shifting a portion of growth costs to future customers until the comprehensive WCC update is completed. Therefore, an adjustment to the WCC is required to appropriately distribute costs to all future customers. This review addresses Board support of this topic on February 5, 2026, to correct the WCC to collect the appropriate level of funds for necessary infrastructure. Agency staff intend to commence on a larger WCC effort immediately following this focused update to address a full program update.

Background and Purpose

The 2024 WCC Study established the cost basis for new system capacity using the Incremental Cost Method, a widely accepted approach wherein new development pays the proportionate cost of backbone facilities required to serve growth. The total cost basis was derived from:

- The expansion Capital Improvement Plan (CIP)
- Debt service and future borrowing assumptions
- Remaining system capacity, Units of Capacity (UOCs)
- Absorption rate of the UOCs

Summary of Past Efforts

The current WCC is based on a December 2024 Study and adopted under PCWA Resolution 24-26. The 2024 Study is based on:

- 40-year CIP horizon.
- Costs were escalated using Handy-Whitman indices for water-sector infrastructure.

- Remaining system capacity from Auburn/Bowman, Foothill/Sunset/Ophir, plus 30 MGD from the future Ophir WTP, established 30,737 total UOCs.
- The WCC model couples capital spending, debt service, and UOC absorption to determine per UOC cost.

Previous Cost Basis Calculation

The prior cost basis incorporated:

- $614.3M in escalated capital project costs
- $109.4M in future debt interest
- $33.6M existing WCC related debt
- $16.3M CalAm surcharge **credit**
- Net cost basis: $741.0M

This produced a retail WCC of $25,815 per UOC, as presented below.

	Current WCC
Retail	$25,815
Wholesale: Lincoln	$20,075
Wholesale: Cal Am	$22,982

The report was presented to the Board on December 19, 2024, and placed into effect on January 1, 2025. Pursuant to the Agency's Rules and Regulations, effective January 1 of each year, the WCC for each drinking water system shall be increased in proportion to any increase in the Engineering News Record (ENR), Construction Cost Index for the San Francisco region, that occurred over the twelve-month period from June to June of the preceding year. However, the ENR did not increase to warrant an increase on January 1, 2026, and the current fee of $25,815 per UOC is currently in effect.

Analysis

The analysis confirms actual bid prices vary from previous study assumptions as a whole, with the major difference being Ophir WTP. All other cost-basis inputs remain valid, assuming the same starting point of 2024, including:

- Capacity: 35.35 MGD total
- UOCs: 30,737
- UOC absorption: 950 per year
- Inflation: 3% long-term

- Debt Interest: 4.75%
- Retail/Wholesale split
- Cash balance $55.9M
- Debt Reserve $10M
- $33.6M existing WCC-related debt
- $16.3M CalAm surcharge **credit**

Recent Bid Projects

Since the adoption of the 2024 WCC Study, the Agency has bid four projects listed in the CIP list. These four were the first major projects with market-tested bids that provide a checkpoint of real-world dollar amounts to verify the escalation assumptions present in the 2024 WCC Study.

Project	Functional Area	Bid Year	2024 Estimated Cost ($M)	Updated Project Costs ($M)[2]	Difference ($M)
Ophir WTP – 10 MGD	Treatment	2026	$129.18	$206	$76.820
Foothill WTP Valve Station	Treatment	2024	$1.097	$1.545	$0.448
ARPS and ORPS Standby Power[1]	Treatment	2025	$7.749	$5.9	- $1.849
Placer Parkway Pipeline	Transmission	2026	$8.884	$8.68	- $0.204

[1] American River Pump Station (ARPS) and Ophir Road Pump Station (ORPS) received a $2.3 M grant - total project costs were $8.2 M.

[2] The updated costs include incurred costs pre-bid, construction (bid) costs, and soft costs for construction.

The bid projects result in programmatic changes of $75.4 million in the Treatment Functional Area category and a credit of $0.2 million in the Transmission Functional Area category.

Program Changes

Recent updates to the capital improvement program reflect $689.5 million in escalated capital project costs, representing a $75.2 million increase from the prior basis.

Item	2024 Study	2026 Update
Capital Program	$614M	$689M
Debt (Net Present Value of interest)	$109M	$168M
Cost Basis[1]	$741M	$874M
Retail WCC	**$25,815**	**$30,052**

[1]Includes existing debt service and transmission surcharge credits on top of Capital Costs and NPV of new debt.

The increased capital costs occur primarily during the early phases of the capital program. Because these facilities must be constructed before sufficient WCC revenues are collected, the financing model requires additional borrowing to maintain the minimum $10 million reserve established in the WCC model. The resulting increase in capital costs are directly proportionate to the financing costs, which are incorporated into the updated cost basis using the same methodology applied in the December 2024 Study. This update shows the new borrowing totals $286 million, which is in three issuances: $136 million in 2026, $45 million in 2031, and $105 million in 2038. A comparison of the required debt issuance is below.

Debt issuance	Year	2024 Study ($M)	2026 Update ($M)	Increase ($M)
1	2026	60	136	76
2	2031	30	45	15
3	2038	105	105	0
Total		195	286	85

Updated Cost Basis Summary

Treatment, transmission, storage, groundwater, planning, and surcharge components have been recalculated based on updated costs. The resulting incremental fee per UOC across all functional areas is summarized in the table provided, with the total escalated cost basis increasing from $741.0 million to $874.1 million.

Using the revised capital costs and financing assumptions while maintaining all other assumptions from the December 2024 Study, staff recalculated the Water Connection Charges shown below.

Functional Area	Original Cost Basis	Cost Basis [A]	Available Capacity (UOC) [B]	Incremental Fee per UOC [A] / [B]
Treatment	$324,608,659	$441,021,985	30,737	$14,224
Transmission	$290,542,460	$304,364,876	30,737	$9,907
Storage	$67,249,000	$67,249,000	13,781	$4,880
Groundwater	$11,000,000	$11,000,000	13,781	$798
Planning (retail)	$1,705,406	$1,705,406	13,781	$124
Planning (wholesale)	$1,049,218	$1,049,218	16,957	$62
Cal-Am Surcharge	$44,879,563	$47,675,418	15,440	$3,088
Total	**$741,034,305**	**$874,065,903**		

These changes result in a revised retail Water Connection Charge (WCC) of $30,052 per UOC.

Recommendations

The table below shows the build-up calculation of the WCC, by functional category and customer type. The WCC is the summation of the individual functional categories attributable to each class of customer, which results in a proposed fee of $30,052 per Retail UOC, $24,312 per Wholesale UOC for the City of Lincoln, and $27,400 per Wholesale UOC for Cal-Am.

Functional Category	Retail	Wholesale: Lincoln	Wholesale: Cal-Am
Treatment	$14,348	$14,348	$14,348
Transmission	$9,902	$9,902	$9,902
Storage	$4,880	N/A	N/A
Groundwater	$798	N/A	N/A
Planning	$124	$62	$62
Cal Am Surcharge	N/A	N/A	$3,088
Total	**$30,052**	**$24,312**	**$27,400**

The dollar and percentage change from the existing WCC, by customer class, is summarized below.

	Current WCC	Proposed WCC	$ Change	% Change
Retail	$25,815	$30,052	$4,237	16.4%
Wholesale: Lincoln	$20,075	$24,312	$4,237	21.1%
Wholesale: Cal Am	$22,982	$27,400	$4,418	19.2%

APPENDIX A:

Water Connection Charge Study – Lower Zone (Zone 6) dated December 2024

Placer County Water Agency

Water Connection Charge Study
Lower Zone (Zone 6)

Final Report / December 2024

Financial Analysis Support by:

RAFTELIS

Prepared by:

PCWA

RAFTELIS

November 21, 2024

Carrie Parks
Deputy Director of Financial Services
Placer County Water Agency
144 Ferguson Road
Auburn, CA 91362

Subject: Water Connection Charge Study Report for Lower Zone 6

Dear Ms. Parks,

Raftelis Financial Consultants, Inc. (Raftelis) is pleased to provide this Water Connection Charge (WCC) Study Report (Report) for the Lower Zone (also called Zone 6) to Placer County Water Agency (PCWA or Agency). This report details the approach, estimates, and calculations used to derive the resulting WCC per unit of capacity (UOC). PCWA engineering staff provided foundational data and direction with Raftelis supporting staff with calculations, review of assumptions and methodology, and advice toward fee modifications and evaluation of alternatives.

Sincerely,



Kevin Kostiuk
Senior Manager

1 North Calle Cesar Chavez, Suite 102
Santa Barbara, CA 93103
www.raftelis.com

Table of Contents

1. EXECUTIVE SUMMARY 1
1.1. BACKGROUND OF THE STUDY 1
1.2. CAPACITY FEES 1
1.3. WCC HISTORY 1
1.4. 2024 STUDY ASSUMPTIONS 2
1.5. RECOMMENDED FEES 2
2. BACKGROUND AND LEGAL FRAMEWORK 3
2.1. ECONOMIC BASIS AND RATIONALE 3
2.2. CAPACITY FEES: LEGAL FRAMEWORK AND CALIFORNIA REQUIREMENTS 4
3. METHODOLOGY 4
3.1. RECOMMENDED METHODOLOGY – INCREMENTAL COST METHOD 5
3.2. ESTIMATED PROJECT COSTS 6
4. COST BASIS AND EQUIVALENT UNITS 7
4.1. COST BASIS 7
4.2. EQUIVALENT UNITS AND FUTURE DEMAND 8
5. PROPOSED WATER CONNECTION CHARGE 10
5.1. INCREMENTAL UNIT CHARGE 10
5.2. LONG TERM ESCALATION 11

List of Tables

Table 3-1: Capital Improvement Project Cost Escalation 7
Table 4-1: WCC Cost Basis 8
Table 4-2: System Capacity Summary 9
Table 4-3: Units of Capacity 9
Table 5-1: Incremental Charge per UOC, by Functional Category 10
Table 5-2: Calculated WCC by Customer Class 10
Table 5-3: Current vs Proposed WCC by System Area 11

List of Appendices

APPENDIX A: Capital Improvement Plan Map
APPENDIX B: Projected Expansion Capital Project List
APPENDIX C: Debt Assumptions
APPENDIX D: Detail Tables

This page intentionally left blank to facilitate two-sided printing.

1. Executive Summary

1.1. Background of the Study

Placer County Water Agency ("PCWA" or "Agency") was created through an Act from the California State Legislature in 1957. The Agency, with a jurisdiction encompassing the entire County of Placer, is governed by an elected five-member Board of Directors. The Agency currently serves more than 38,000 retail treated water customers in all of Zone 6 also known as the Western Water System.

Capacity fees are one-time fees, collected as a condition of establishing a new connection to the Agency's treated water system or the expansion of an already existing connection. The purpose of these fees is for development to pay for its fair share of the costs of water facilities. These fees are designed to be proportional to the demand placed on the system by the new or expanded connection. The primary objective of establishing a full cost-recovery capacity fee is to provide an equitable means by which new system users or existing customers requiring additional system capacity contribute their fair share to the costs associated with the water facilities required to serve them. PCWA uses the term Water Connection Charge (WCC) in place of capacity fee.

PCWA retained Raftelis to complete an update to the WCC for the Lower Zone 6. Raftelis worked collaboratively with Agency staff, who led analyses internally, with Raftelis providing high-level insight, analysis review, alternatives for evaluation, and vetting recommended fees. This report provides details of the analysis in which updated WCCs are determined in accordance with Government Code Section 66013. This report serves as formal technical documentation in support of modifications to the WCC for Lower Zone 6.

The recommended capacity fees for the service area do not exceed the estimated reasonable costs of providing the facilities for which they are collected and are of proportional benefit to the property being charged.

1.2. Capacity Fees

Capacity fees, or Water Connection Charges, are also commonly known as developer fees, development impact fees, connection fees, tap fees, and system development charges, among others. All are one-time capital charges assessed against a new connection to recover the proportional share of capital facility investment previously constructed by a utility (or will be constructed) to accommodate growth *or* required to be constructed or expanded to accommodate development. Capacity fees are codified in the California Government Code Sections 66000-60025. Capacity fees must reflect the link between the fee imposed on, and the benefit received by, a new connection to the system. The fee charged may not exceed the reasonable share of costs associated with providing the service. Capacity fees rely on one of three different methodologies further explained in Section 3.

1.3. WCC History

Over the past 24 years, PCWA has periodically reviewed and reevaluated the WCC and updated the WCC model. The WCC model is monitored annually and updated as needed. During this period, the WCC model has been revised in 2005, 2014, and most recently in 2017. Since 2017, there have been some changes in the assumptions that warrant the WCC to be analyzed again.

Based on the observations and data collected over the past several years, the Agency has determined available capacity for resale needs to be updated to establish a new baseline year for maximum day demands and annual

demands, reflect current water treatment plant capacities, and address the effects of the drought and conservation efforts on demands within the water systems. While the capital plan has not changed substantially, the timing of various large developments have changed in addition to decreased treated water demands – deferring timing of the capital plan. For example, the 2017 analysis assumed Ophir WTP construction in 2020; however, the first phase of the treatment plant is now forecasted in 2030 due to increased water efficiencies.

1.4. 2024 Study assumptions

Available Capacity

In 2023, PCWA adopted the year 2021 to be the new baseline reference year, reserving a committed demand and setting available capacity for sale. At the beginning of 2024, a report to the Board of Directors summarized that there was 5.35 million gallons per day (MGD) in the Lower Zone 6 area, 2.4 MGD in the Foothill and Sunset WTP, and approximately 3 MGD in the Auburn and Bowman WTP. This analysis assumes a remaining amount of 4,650 UOCs and an additional 26,087 UOCs with the construction of the Ophir WTP.

Absorption

The absorption, or the anticipated annual rate at which the UOCs will be realized, is estimated at 950 UOC's, and broken down by retail or wholesale service area. A breakdown is provided in Section 4.2

Capital Plan

The 2024 capital plan includes projects located from Auburn to west Placer County, utilizes approximately 5 MGD of existing capacity from the Auburn, Bowman, Foothill and Sunset WTPs, and constructs the proposed Ophir WTP, 26 miles of pipelines, five storage tanks, and two groundwater wells. These facilities are illustrated in a map attached as Appendix A and listed with cost estimates in Appendix B. The project listing is organized by the three phases of the Ophir WTP program, in addition to system transmission projects. Each project includes a project identifier, project name, size, length (if applicable), type of project, and anticipated construction year start. The total cost of this program is estimated to be $614 million and is distributed in a cash flow model through 2060. Project cost estimates were developed as outlined in Section 3.2.

1.5. Recommended fees

PCWA's current calendar year 2024 WCC is $22,821 for one Unit of Capacity (UOC) for retail customers. Based on the existing approach, a UOC represents a unit of measure for the maximum daily demand on the capacity of the Agency's treated water system that is required to serve a customer. There are two main wholesale customers for whom different capacity charges are derived. The Agency provides water to the City of Lincoln (Lincoln) and California American Water Company (Cal-Am). WCCs are calculated for retail customers as well as both wholesale entities to reflect the specific costs associated with extending additional service in their service areas.

Since the Lower Zone is nearing existing capacity and has significant long-term development planned for in the service area, it is reasonable and appropriate to continue to determine WCCs based on the incremental cost method. Raftelis worked closely with PCWA engineering and finance staff to determine the value of the expansion capital program, construction in progress, future external debt borrowing estimates for certain facilities, and nuances within the planned CIP projects benefiting wholesale versus retail customers. PCWA staff also provided information on existing system capacities and allocated capacity.

The cost of the expansion-related capital improvements in current dollars is $614.3 million, including $50.8 million for a transmission Cal-Am surcharge. Added to this cost is the net present value (NPV) of future debt financing

interest costs of $109.4 million, existing WCC debt service of $33.6 million, and a Cal-Am surcharge credit of $16.3 million for a total NPV of $741 million excluding a beginning cash balance. As of January 1, 2024, the Agency had a WCC cash balance of $50.9 million, which is included in the analysis less a minimum of $10 million in debt reserves.

The resulting proposed updated Lower Zone WCC is $25,815 per retail UOC. As previously stated, the Study relies on, and maintains, the incremental cost method to determine the Lower Zone 6 WCC. The model utilized in this Study considers both the total costs of capital and the total incremental UOCs served through expanded facilities, as well as the estimated annual new connections (referred to as the *absorption rate*) and the associated cash flow of WCC revenues and project expenditures. The numbers shown in all tables are rounded; therefore, hand calculations based on the displayed numbers, such as summing or multiplying, may not equal the exact results shown.

2. Background and Legal Framework

PCWA was created through an Act from the California State Legislature in 1957. The Agency, with a jurisdiction encompassing the entire County of Placer, is governed by an elected five-member Board of Directors. The Agency serves more than 38,000 retail treated water customers in all of Zone 6 or Western Water System. It provides wholesale water to the City of Lincoln and California American Water Company.

2.1. Economic Basis and Rationale

For publicly owned systems, most of the assets are typically paid for by the contributions of existing customers through rates, charges, securing debt, and taxes. In service areas that incorporate new customers, the infrastructure developed by previous customers is generally extended to serve new customers. If little to no capacity remains, an agency will look to expand existing facilities or construct new facilities to serve new users.

The basic economic philosophy behind capacity fees is that the costs of providing service should be paid for by those that receive the benefit. To effect fair distribution of the value of the system, or expanded facilities, the charge should reflect a reasonable estimate of the cost of providing capacity to new users and not unduly burden existing users through a comparable rate increase. Accordingly, many utilities make this philosophy one of their primary guiding principles when developing their capacity fee structure.

The philosophy that service should be paid for by those who receive benefit is often shortened to "growth-should-pay-for-growth." The principal is summarized in the American Water Works Association (AWWA) Manual M26: *Water Rates and Related Charges*:

> *"The purpose of designing customer-contributed-capital system charges is to prevent or reduce the inequity to existing customers that results when these customers must pay the increase in water rates that are needed to pay for added plant costs for new customers. Contributed capital reduces the need for new outside sources of capital, which ordinarily has been serviced from the revenue stream. Under a system of contributed capital, many water utilities are able to finance required facilities by use of a 'growth-pays-for-growth' policy."*

This principle, in general, applies to water systems. In the excerpt above, customer-contributed-capital system charges are equivalent to WCCs.

2.2. Capacity Fees: Legal Framework and California Requirements[1]

Understanding and complying with local laws and regulations governing the establishment, calculation, and implementation of WCCs is important when establishing capacity fees. The following sections summarize the regulations applicable to the development of WCCs for the Agency.

Connection charges must be established based on a reasonable relationship to the needs and benefits brought about by the development or expansion. Courts have long used a standard of reasonableness to evaluate the legality of development charges. This is sometimes referred to as the *rational nexus test* which requires a reasonable relationship between the amount of the charge and the cost to serve the new development. The basic statutory standards governing capacity fees are embodied by California Government Code Sections 66013, 66016, 66022 and 66023. Government Code Section 66013 contains requirements specific to determining utility development charges:

> *"Notwithstanding any other provision of law, when a local agency imposes fees for water connections or sewer connections, or imposes capacity charges, those fees or charges shall not exceed the estimated reasonable cost of providing the service for which the fee or charge is imposed, unless a question regarding the amount the fee or charge in excess of the estimated reasonable cost of providing the services or materials is submitted to, and approved by, a popular vote of two-thirds of those electors voting on the issue."*

Section 66013 also includes the following general requirements:

- Local agencies must follow a process set forth in the law, making certain determinations regarding the purpose and use of the charge; they must establish a nexus or relationship between a development project and the public improvement being financed with the charge.
- The connection charge revenue must be segregated from the General Fund in order to avoid commingling of connection charges and the General Fund.

3. Methodology

A system development charge (SDC), more commonly known as a capacity fee, is generally a one-time charge paid by a new water system customer for the cost of backbone facilities necessary to provide water system capacity to that new customer. However, it may also be assessed to an existing customer requiring increased water system capacity. Revenues generated by this charge are used to pay for an equitable share of existing facilities, growth-related water facilities, or sometimes the combination of the two. Backbone facilities refer to those components of the system that are necessary to provide service to all customers ("general benefit"), inclusive of sources of supply, treatment, pumping, major water transmission lines, and daily storage. Smaller water distribution pipelines are not included as part of backbone facilities.

[1] Raftelis is not a law firm and this section should not be construed as legal advice

A connection charge may be developed as a single charge for the entire backbone system or as individual charges for each backbone component. PCWA has historically calculated the WCC as a single charge, with the charge components identified within the charge's build-up as demonstrated in this study report.

According to the AWWA Manual M1 capacity charges (referred to in the M1 as *System Development Charges*) generally use one of three approaches: *Buy-in method, incremental cost method, or combined cost approach.* The selection of a given method is largely driven by system characteristics, with other considerations including agency policies, state regulations, and philosophical considerations on what constitutes fairness and equitable cost allocation and recovery.

3.1. Recommended Methodology – Incremental Cost Method

The Incremental Cost Method assigns to new development the incremental cost of system expansion needed to serve new development. The financial objective is to provide system expansion to serve new development without an undue impact on existing user rates. Generally, this method is most appropriate for agencies where, like PCWA's Lower Zone 6 system, the existing system has "limited or no capacity to serve new development and new or incremental facilities are needed to serve development now and into the future[2]."

When utilizing the Incremental Cost Method, it is important to have a capital improvement plan (CIP) that identifies the costs associated with new capacity, the timing of the expenditure, and the proposed source(s) of funds for those capital improvements. The Incremental Cost Method is designed to equitably distribute these capital costs to new customers in proportion to the new customer's usage of the facilities and the investment required to develop the facilities. The valuation of the incremental assets are developed, adjusted for any grants or other capital contributions, and then divided by the capacity (in this study represented in million gallons per day (MGD) for treatment capacity and gallons per day (gpd) for purposes of a UOC) to derive a cost per unit of measure of new facilities. The result is a capacity charge for new customers that reflects the capital investment required and the "incremental" cost of providing an additional unit of capacity.

Figure 3- shows the framework for calculating a capacity fee using the Incremental Cost Method. If it costs X dollars ($X) to provide 100 additional units of capacity for average usage and a new connector uses one of those equivalent units, then the new user would pay $X/100 to connect to the system. In other words, new customers pay the cost of one more unit of capacity.

Figure 3-1: Formula for Incremental-Cost Method



When using the incremental method, there is typically a cash flow timing difference, because the facilities have to be built (and financed) before new customers can connect to them. Therefore, it is common to include carrying costs of financing instruments in the incremental cost. In addition, it is important to consider service area in the

[2] AWWA Manual M1

development of a connection charge under the incremental method as the Agency does, to discriminate between areas with significant cost of service that differ from the service territory as a whole.

PCWA's existing Lower Zone 6 water system has treatment capacity of 80 MGD. MGD is the unit of measure of identifying and allocating system capacity for purposes of the WCC. Of the existing 80 MGD, approximately 75 MGD is currently allocated to, and utilized by, existing users. This leaves little remaining capacity for future users. PCWA anticipates significant growth in the lower zone, with additional treatment, storage, and mainline transmission facilities required to serve future users. New development is estimated to average 950 UOCs per year over the long-term.

To accommodate system growth, PCWA staff have developed a long-term expansion-related infrastructure program that will create an additional 30 MGD of capacity, constructed in three phases over the next 40 years. At its core, the program relies on the expansion of the Ophir Water Treatment Plant (WTP) in three 10 MGD phases, plus associated transmission, storage, and related assets. While California Code 66013 (b)(3) does not define a specific period over which to include future projects, these periods can be as long as a master planning period. Under the incremental cost method approach in this Study, the full 40-year expansion capital program and total incremental units of capacity are utilized in deriving the proposed WCC.

3.2. Estimated Project Costs

The WCC methodology was last updated in 2017, incorporating changes to land use assumptions for future development and changes to the proposed phasing for the Ophir WTP. This study utilized a comprehensive capital plan completed by the Agency in 2015. Project cost estimates from this 2015 capital plan were escalated to 2017 dollars by using the Engineering News Record Construction Cost Index or San Francisco (ENR-CCI-SF). PCWA has also used this methodology to escalate costs for earlier studies.

For this Study, project costs were similarly escalated from the Agency's 2015 comprehensive capital plan to 2024 dollars using the Handy Whitman index, rather than ENR-CCI-SF. For projects where detailed cost estimates were available, these estimates were used in lieu of escalation. The Handy Whitman tracks cost trends specific to water utilities across six regions in the country. In addition, it breaks down these costs indices into 24 subcategories such as electric pumping equipment or cast iron mains for distribution. Handy Whitman has increased by more than ENR-CCI-SF over the last decade, and Staff indicated that it more accurately reflected the inflation seen in project cost estimates since 2015. Project costs have been indexed to the January 1, 2024, value of Handy Whitman. The Handy Whitman index for the escalation period cannot be published due to copyright-protection, but is available to view at PCWA's office.

Six categories of cost escalators were created by functional area, grouping related components of the Handy Whitman index and averaging them. This allows for more precise escalation factors that can be tailored to each capital project category. The six functional areas and their corresponding Handy Whitman components used are:

- Treatment: includes Pumping Plant Electric Pumping Equipment; Water Treatment Plant Structures & Improvements; Large Treatment Plant Equipment; Small Treatment Plant Equipment; Flocculating Equipment – Installed; Clarifier Equipment – Installed; and Filter Gallery Piping - Installed
- Transmission - Pump Station: includes Pumping Plant Structures and Improvements and Pumping Plant Electric Pumping Equipment
- Transmission – Pipeline: includes Cast Iron Mains and Steel Mains
- Storage: includes Water Treatment Plant Structures & Improvements
- Groundwater: includes Pumping Plant Structures & Improvements and Pumping Plant Electric Pumping Equipment

- Planning: averages all 24 Handy Whitman subcategories

The cost of the capital program was estimated by applying the appropriate category of Handy Whitman (Column B of the table below) to the November 2015 project cost estimate (Column A of the table below), then reducing that number by the remaining project budget as of December 31, 2023, to obtain future program costs (Column C of the table below). The escalated capital program totals to $614.3 million using Handy Whitman and is shown by functional area in Table 3-1 below.

Table 3-1: Capital Improvement Project Cost Escalation

Project Category (Functional Area)	Overall Project Cost – 2015 [A]	Overall Project Cost - 2024, Handy Whitman [B]	Project Cost, Planning Horizon - 2024, Handy Whitman [C]
Treatment	$146,725,000	$255,553,000	$254,618,720
Transmission	$147,551,000	$284,419,000	$278,658,746
Storage	$42,928,400	$67,249,000	$67,249,000
Groundwater	$9,000,000	$11,000,000	$11,000,000
Planning	$3,000,000	$2,825,000	$2,754,624
Total Cost Estimate	**$349,204,400**	**$621,046,00**	**$614,281,091**

A total of $50.7 million is included in the overall Transmission costs of $278.7 million, which represents Cal-Am contributions to fund expansion projects where they are sole beneficiaries.

4. Cost Basis and Equivalent Units

As discussed under the Recommended Methodology section, the WCC is calculated using the Incremental Cost Method. This section steps through the cost basis of the WCC.

4.1. Cost Basis

The initial step in the Incremental Cost Method is to determine the value of the planned expansion projects as detailed in the section above. For the Lower Zone WCC calculation, this includes the improvement costs attributable to retail and wholesale systems, totaling $614.3 million as shown in Table 3-1 above. A detailed list of expansion projects is shown in Appendix B.

Expansion projects costs are estimated in current 2024 dollars and future costs are reduced by previous loaded budgets, as loaded costs are not included in the WCC cash balance. The net present value (NPV) of assumed future debt financing costs of $109.4 million (representing estimated costs of lifetime interest payments) is added to account for the cash flow timing, offsetting some of the risk PCWA and current ratepayers take on if the expansion capital projects are funded and constructed, but development patterns do not occur as anticipated[3]. Existing debt service within the WCC fund of $33.6 million is added to the cost basis and apportioned solely to treatment and

[3] Per the Manual M1: When a utility issues long-term debt to pay for a growth-related capital project, the associated debt service is generally paid using system development charge [WCC] receipts. In doing so, the utility may be able to better align the cash flows related to the debt service with the timing of the new connections and receipts derived from system development charges.

transmission components. Finally, a transmission credit of $16.3 million for the Cal-Am surcharge is subtracted out, which accounts for a portion of the West Placer Pipeline capacity within the retail system that Cal-Am does not need to pay for in addition to the surcharge. The adjusted total cost basis is $741 million, including the $50.7 million of the Cal-Am Surcharge, applicable to Cal-Am customers only. However, each functional area has a different cost basis identified as not all components are applicable to each type of future service (i.e. retail versus wholesale). The cost basis for each functional area is shown in the right-most column of Table 4-1.

Table 4-1: WCC Cost Basis

Functional Area	2024 Project Costs (Current $)	NPV of Future Debt Financing Costs (Interest Only)	Existing Debt Service	Less Transmission Credit for Cal Am Surcharge	Cost Basis
Treatment	$254,618,720	$52,252,019	$17,737,919	N/A	**$324,608,659**
Transmission	$227,897,646	$46,768,408	$15,876,406	N/A	**$290,542,460**
Storage (retail only)	$67,249,000	N/A	N/A	N/A	**$67,249,000**
Groundwater (retail only)	$11,000,000	N/A	N/A	N/A	**$11,000,000**
Planning (retail only)	$1,705,406	N/A	N/A	N/A	**$1,705,406**
Planning (wholesale only)	$1,049,218	N/A	N/A	N/A	**$1,049,218**
Cal Am Surcharge	$50,761,100	$10,417,027	N/A	($16,298,564)	**$44,879,563**
Total	**$614,281,091**	**$109,437,453**	**$33,614,325**	**($16,298,564)**	**$741,034,305**

The beginning balance of the WCC fund is $55.9 million. Interest income is assumed to be earned each year based on the average of the beginning and ending balance in the WCC fund and an interest rate of two percent (2%). In addition to funding CIP spending, the WCC Fund also pays the annual debt service on outstanding debt issued for growth related projects. The analysis assumes new debt will be issued whenever necessary to fund CIP spending and to maintain a minimum WCC balance of $10 million.

4.2. Equivalent Units and Future Demand

The second step in calculating the WCC is to determine the additional units of capacity provided by the expansion-capital program. Dividing the value of the improvements by the additional capacity provides a unit cost for the WCC. Capacity can be expressed in different units of measure and PCWA uses the term UOC. UOCs relate the relative capacity of individual parcels and service connections of various meter sizes purchased from the system. This approach ensures a fair apportioning of costs relative to the benefit received by a new connection. As defined in the Agency's Rules, Regulations, Rates and Charges Governing the Distribution and Use of Water, a UOC is a unit of measure for the maximum daily demand on the capacity of the Agency's treated water system that is required to serve a customer and is defined as 1,150 gallons per day (gpd) of peak demand (also referred to as maximum day demand (MDD)). To calculate the UOCs that can be served through capital improvements in the planning horizon, the additional capacity developed in MGD is divided by 1,150 gpd. Although the projects in the expansion CIP are related to the expansion of the Ophir Water Treatment Plant and other facilities, a modest amount of capacity remains in the existing system. The UOCs able to be served by this modest remaining capacity is added to the incremental UOCs at 30 MGD of expansion, to be consistent with the previous study methodology and current WCC calculation. Zone 6's remaining and additional capacity and corresponding UOCs is shown below in Table 4-2. MGD is converted to UOCs by multiplying by one million and then dividing by 1,150 gallons per day (gpd), the estimated MDD of one UOC.

Table 4-2: System Capacity Summary

Capacity Summary	MGD	UOCs
Remaining Auburn-Bowman	2.93	2,549
Remaining Foothill-Sunset-Ophir	2.42	2,101
Future Ophir WTP	30.00	26,087
Total Available Capacity	**35.35**	**30,737**

The units by functional area are shown in Table 4-3. Transmission and Treatment are systemwide, and therefore have the most UOCs related to providing future capacity to retail and wholesale UOCs. Storage and Groundwater apply only to retail UOCs based on existing water supply agreements. Planning is divided into retail and wholesale costs, and lastly, specific costs that only apply to future Cal-Am UOCs. These Cal-Am costs relate to additional capacity in transmission pipeline segments oversized specifically to serve the Cal-Am service area.

Table 4-3: Units of Capacity

Functional Area	Available Capacity (UOCs)
Treatment	30,737
Transmission	30,737
Storage (retail only)	13,781
Groundwater (retail only)	13,781
Planning (retail only)	13,781
Planning (wholesale only)	16,957
Cal Am Surcharge	15,440

The timing of when an entity needs water is an important step in determining the cash flow of WCC revenues and project expenditures. Zone 6's future capacity partners and associated allocation are shown in Table 4-4. Values are rounded to the nearest whole unit.

Table 4-4: UOC Absorption

Purchaser	Assumed Program Capacity (UOCs)	Avg UOC's per year
Retail	13,781	440
Wholesale – Lincoln	10,870	350
Wholesale – Cal-Am	6,087	160
Wholesale – Roseville	0	0
Total	**30,737**	**950**

5. Proposed Water Connection Charge

5.1. Incremental Unit Charge

The final step in determining the WCC is to divide the cost basis for each functional category (Column A of Table 5-1) by the relevant UOCs (Column B of Table 5-1). Column C of Table 5-1 shows the incremental fee per UOC by functional area.

Table 5-1: Incremental Charge per UOC, by Functional Category

Functional Category	Cost Basis [A]	Available Capacity (UOC) [B]	Incremental Fee per UOC [C] = [A] / [B]
Treatment	$324,608,659	30,737	**$10,561**
Transmission	$290,542,460	30,737	**$9,452**
Storage (retail only)	$67,249,000	13,781	**$4,880**
Groundwater (retail only)	$11,000,000	13,781	**$798**
Planning (retail only)	$1,705,406	13,781	**$124**
Planning (wholesale only)	$1,049,218	16,957	**$62**
Cal Am Surcharge	$44,879,563	15,440	**$2,907**
Total	$741,034,305		

Table 5-2 shows the build-up calculation of the WCC, by functional category and customer type. The WCC is the summation of the individual functional categories attributable to each class of customer which results in a proposed fee of $25,815 per Retail UOC, $20,075 per Wholesale UOC for the City of Lincoln, and $22,982 per Wholesale UOC for Cal-Am. Appendix D details the dollar and percentage changes for each customer type and by functional category.

Table 5-2: Calculated WCC by Customer Class

Functional Category	Retail	Wholesale: Lincoln	Wholesale: Cal-Am
Treatment	$10,561	$10,561	$10,561
Transmission	$9,452	$9,452	$9,452
Storage	$4,880	N/A	N/A
Groundwater	$798	N/A	N/A
Planning	$124	$62	$62
Cal Am Surcharge	N/A	N/A	$2,907
Total	**$25,815**	**$20,075**	**$22,982**

The dollar and percentage change from the existing WCC, by customer class is summarized in Table 5-3.

Table 5-3: Current vs Proposed WCC by System Area

	Current WCC	Proposed WCC	$ Change	% Change
Retail	$22,821	$25,815	$2,994	13.1%
Wholesale: Lincoln	$18,501	$20,075	$1,574	8.5%
Wholesale: Cal Am	$19,893	$22,982	$3,089	15.5%

The analysis assumes new debt is only issued when needed and appropriately sized to minimize debt service costs. The analysis shows that new money borrowing totals $195 million, which is in three issuances: $60 million in 2026 , $30 million in 2031, and $105 million in 2038. See Appendix D for more information on proposed debt issuances and assumptions.

The debt service is to be shared with all future customers, except through the partner buyin, where the partners pre-pay through the Ophir WTP program. This analysis includes $40 million pursuant to a funding agreement between PCWA and the City of Lincoln, dated June 20, 2023, that provides the City of Lincoln WCC capacity. Per the contract, upon PCWA's award of a construction contract for Ophir WTP, the cash balance of the $40 million, with interest, will be converted to Partner Capacity using the Partner WCC at the time of conversion. This partner funding is in addition to a WCC cash balance of $55.9 million as of January 1, 2024.

5.2. Long Term Escalation

This WCC is based on the value of expansion-related capital improvements as of January 1, 2024. This analysis assumes 3% inflation for both CIP costs and corresponding WCC revenue for the next 20 years. Interest on cash reserves is estimated at 2%. The projects planned here are large-scale, long-term, and the charge will need to increase as construction costs increase to recover sufficient revenue. Since the program is intended to go through 2060, it is anticipated that these inflation rates will differ from actual rates and warrant a periodic revisit of the study.

PCWA reviews and/or adjusts the WCC annually pursuant to the current rules and Regulations (Section 40700). Effective January 1 of each year, the WCC for each drinking water system shall be increased in proportion to any increase in the ENR CCI of San Francisco, that occurred over the twelve-month period from June to June of the preceding year. The proportionate increase will apply to the WCC and to each WCC component. The increase will occur each year without action by the Board. Independently, the Board may approve changes to the existing WCC at any time based upon separate engineering and financial analysis and upon due process for public notification and comment. While PCWA determined the Handy Whitman index for the Pacific Region the best index to adjust cost estimates for this WCC Study, the ENR CCI-SF will remain the annual escalation index at this time.

Raftelis recommends that the need to escalate the WCC should be examined annually with a comprehensive study completed approximately every five years to account for changes in development conditions, project components, financial outlook, or policy developments.

APPENDIX A:
Capital Improvement Plan Map

Appendix A: Capital Improvement Plan Map

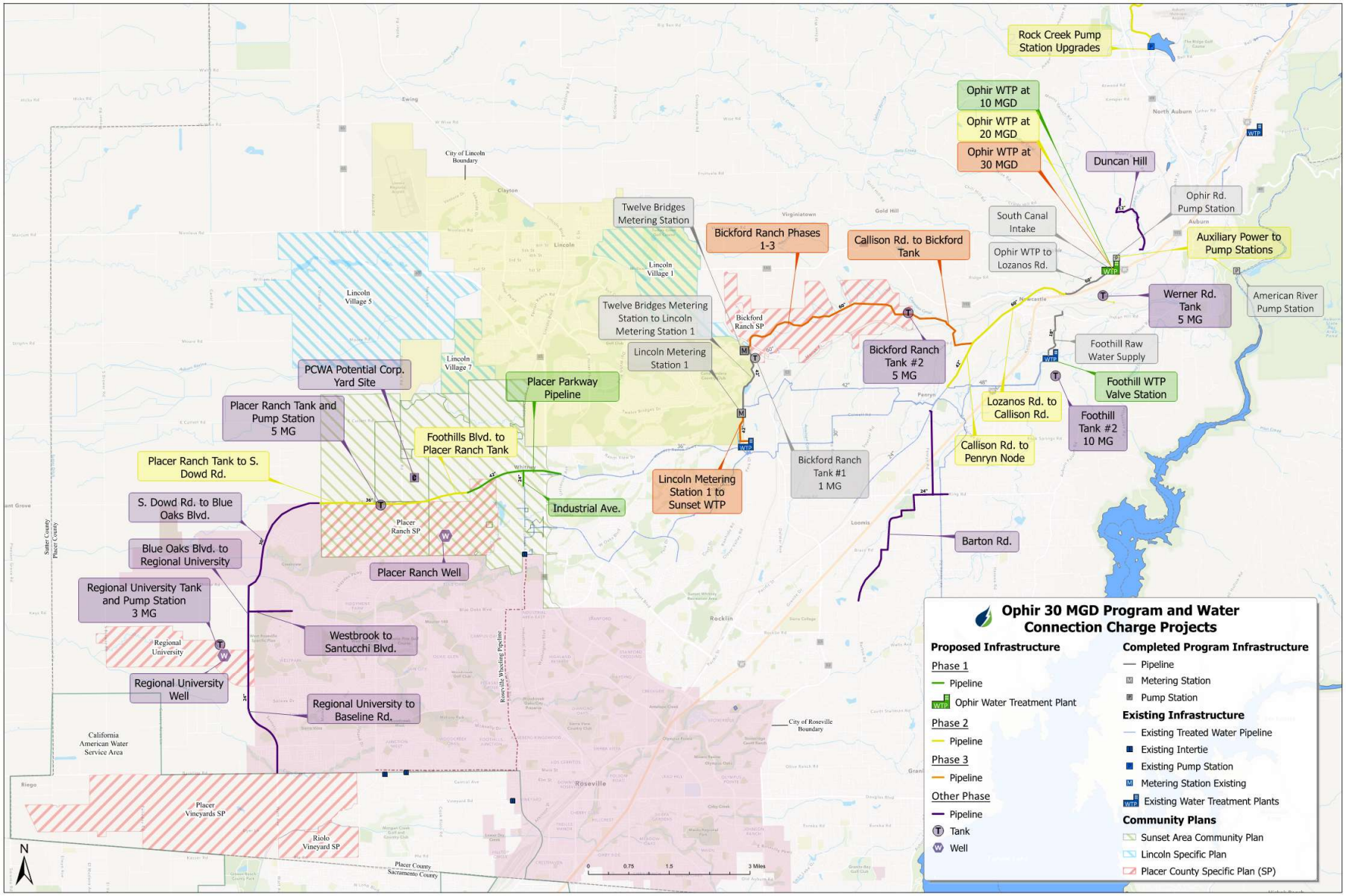

APPENDIX B:
Capital Improvement Plan List

Appendix B: Valuation of Future Capital Improvement Projects

Project ID	Project Name	Scheduled Construction Year Start	Project Type (Functional Area)	2024 Costs and Beyond (2024 Dollars)
1-1	Ophir WTP at 10 MGD	2024	Treatment	$129,179,317
1-2	Foothill WTP Valve Station	2030	Treatment	$1,097,493
1-3	Pipeline - Placer Parkway Pipeline	2025	Transmission	$8,884,145
1-4	Pipeline - Industrial Ave.	2028	Transmission	$1,646,000
2-1	Ophir WTP at 20 MGD	2037	Treatment	$75,930,000
2-2	Pipeline - Lozanos Road to Callison Road	2032	Transmission	$33,785,000
2-3	Pipeline - Callison Road to Penryn Node	2035	Transmission	$17,671,000
2-4	Pipeline - Foothills Blvd to Placer Ranch Tank	2038	Transmission	$15,760,000
2-5	Pipeline - Placer Ranch Tank to S. Dowd Rd	2041	Transmission	$11,691,000
2-6	Auxiliary Power at ARPS and OPS	2037	Treatment	$7,748,910
2-8	Rock Creek PS and Ophir Combie Upsize	2034	Treatment	$4,000,000
3-1	Ophir WTP at 30 MGD	2048	Treatment	$36,663,000
3-2	Pipeline - Callison Road to Bickford Ranch Tank	2043	Transmission	$19,173,000
3-3	Pipeline - Bickford Ranch Phase 1	2052	Transmission	$22,901,000
3-4	Pipeline - Bickford Ranch Phase 2	2056	Transmission	$15,291,000
3-5	Pipeline - Bickford Ranch Phase 3	2057	Transmission	$4,152,000
3-6	Pipeline - Lincoln Metering Station 1 to Sunset WTP	2059	Transmission	$5,882,000
4-1	Pipeline - Barton Road_La Vista to Brace	2022	Transmission	$6,358,882
4-2	Pipeline - Barton Road_Brace to King	2047	Transmission	$11,664,000

Project ID	Project Name	Scheduled Construction Year Start	Project Type (Functional Area)	2024 Costs and Beyond (2024 Dollars)
4-3	Pipeline - Barton Road_King to Penryn Tank	2059	Transmission	$8,002,000
4-4	Pipeline - Duncan Hill	2025	Transmission	$2,833,719
4-5	Pipeline - S. Dowd Rd to Blue Oaks	2044	Transmission	$24,190,000
4-6	Pipeline - Blue Oaks to Regional University	2025	Transmission	$4,650,000
4-7	Pipeline - Westbrook to Santucchi Blvd.	2024	Transmission	$3,088,000
4-8	Miscellaneous Pipelines, Oversizing, and Projects	2024	Transmission	$10,000,000
4-9	Well - Placer Ranch	2047	Groundwater	$5,500,000
4-10	Well - Regional University	2031	Groundwater	$5,500,000
4-11	Werner Road Tank #1	2040	Storage	$12,482,000
4-12	Bickford Ranch Tank #2	2051	Storage	$12,733,000
4-13	Placer Ranch Tank	2050	Storage	$12,482,000
4-14	Placer Ranch Pump Station	2050	Transmission	$10,000,000
4-15	Regional University Tank	2028	Storage	$7,307,000
4-16	Regional University Pump Station	2028	Transmission	$10,000,000
4-17	RiverArc	2020	Planning	$325,000
4-18	Water System Planning/Modeling	2024	Planning	$2,429,624
4-19	Pipeline - Regional University to Baseline Road	2058	Transmission	$11,036,000
4-20	Foothill Tank #2	2030	Storage	$22,245,000
4-21	West Placer Corp Yard	2055	Transmission	$20,000,000
Total of All Projects				**$614,281,091**

APPENDIX C:
Debt Assumptions

Appendix C: Debt Issuance Assumptions

Issuance #1	
Issued Year	2026
Amount Borrowed	$60,000,000
Interest Rate	4.75%
Term	30
Discount Rate	2.25%
NPV Interest Only	**$39,263,253**
Issuance Cost	0.60%
Net Proceeds	**$59,640,000**

Issuance #2	
Issued Year	2031
Amount Borrowed	$30,000,000
Interest Rate	4.75%
Term	30
Discount Rate	2.25%
NPV Interest Only	**$17,564,658**
Issuance Cost	0.60%
Net Proceeds	**$29,820,000**

Issuance #3	
Issued Year	2038
Amount Borrowed	$105,000,000
Interest Rate	4.75%
Term	30
Discount Rate	2.25%
NPV Interest Only	**$52,609,543**
Issuance Cost	0.60%
Net Proceeds	**$104,370,000**

APPENDIX D:
Report Detail Tables

Table D-1: Current vs Proposed WCC – Retail

Functional Category	Current	Proposed	$ Change	% Change
Treatment	$10,572	$10,561	($11)	-0.1%
Transmission	$7,834	$9,452	$1,618	20.7%
Storage	$3,538	$4,880	$1,342	37.9%
Groundwater	$688	$798	$110	16.0%
Planning	$189	$124	($65)	-34.5%
Cal Am Surcharge	N/A	N/A		
Total	**$22,821**	**$25,815**	**$2,994**	**13.1%**

Table D-2: Current vs Proposed WCC – Lincoln

Functional Category	Current	Proposed	$ Change	% Change
Treatment	$10,572	$10,561	($11)	-0.1%
Transmission	$7,834	$9,452	$1,618	20.7%
Storage	N/A	N/A	N/A	N/A
Groundwater	N/A	N/A	N/A	N/A
Planning	$95	$62	($33)	-34.9%
Cal Am Surcharge	N/A	N/A	N/A	N/A
Total	**$18,501**	**$20,075**	**$1,574**	**8.5%**

Table D-3: Current vs Proposed WCC – Cal-Am

Functional Category	Current	Proposed	$ Change	% Change
Treatment	$10,572	$10,561	($11)	-0.1%
Transmission	$7,834	$9,452	$1,618	20.7%
Storage	N/A	N/A	N/A	N/A
Groundwater	N/A	N/A	N/A	N/A
Planning	$95	$62	($33)	-34.9%
Cal Am Surcharge	$1,392	$2,907	$1,515	108.8%
Total	**$19,893**	**$22,982**	**$3,089**	**15.5%**

PLACER COUNTY WATER AGENCY

WATER CONNECTION CHARGE (WCC) LOWER ZONE 6 – 2026 UPDATE

SEPTEMBER 17, 2026

1

PROCESS OVERVIEW

PCWA's Lower Zone 6 has been based upon a model that takes into consideration:

1. Available capacity
2. Water connection demand
   (anticipated connections/absorption)
3. Capital Improvement Program
   (new infrastructure & capacity)
4. Debt issuance to meet cash flow needs
5. Adoption by Board of Directors



2024 Study - Adopted 12/19/24

2

CIP PROGRAM – EXPANSION PROJECTS

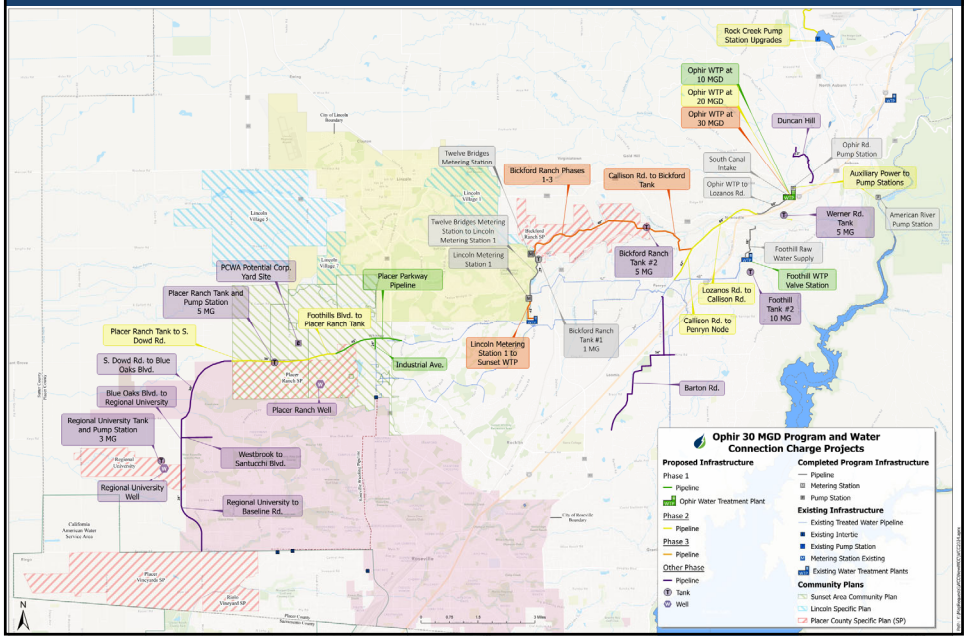

3

Project ID	Year started	Project Name	Diameter (in) or Tank size (MG)	Pipe Length (ft)	Project Type	Future Project Cost - 2024 (Handy Whitman, Avg)
1-1	2024	Ophir WTP at 10 MGD	NA	NA	Treatment	$129,179,317
1-2	2030	Foothill WTP Valve Station	NA	NA	Treatment	$1,097,493
1-3	2025	Pipeline - Placer Parkway Pipeline	24, 36, 42	6,960	Transmission	$8,884,145
1-4	2028	Pipeline - Industrial Ave.	24	1,450	Transmission	$1,646,000
2-1	2037	Ophir WTP at 20 MGD	NA	NA	Treatment	$75,930,000
2-2	2032	Pipeline - Lozanos Road to Callison Road	60	9,100	Transmission	$33,785,000
2-3	2035	Pipeline - Callison Road to Penryn Node	42	6,800	Transmission	$17,671,000
2-4	2038	Pipeline - Foothills Blvd to Placer Ranch Tank	36	12,300	Transmission	$15,760,000
2-5	2041	Pipeline - Placer Ranch Tank to S. Dowd Rd	36	6,600	Transmission	$11,691,000
2-6	2037	Auxiliary Power at ARPS and OPS	NA	NA	Treatment	$7,748,910
2-8	2034	Rock Creek PS and Ophir Combie Upsize	NA	NA	Treatment	$4,000,000
3-1	2048	Ophir WTP at 30 MGD	NA	NA	Treatment	$36,663,000
3-2	2043	Pipeline - Callison Road to Bickford Ranch Tank	60	8,150	Transmission	$19,173,000
3-3	2052	Pipeline - Bickford Ranch Phase 1	60	9,735	Transmission	$22,901,000
3-4	2056	Pipeline - Bickford Ranch Phase 2	60	6,500	Transmission	$15,291,000
3-5	2057	Pipeline - Bickford Ranch Phase 3	60	1,765	Transmission	$4,152,000
3-6	2059	Pipeline - Lincoln Metering Station 1 to Sunset WTP	42	3,500	Transmission	$5,882,000
4-1	2022	Pipeline - Barton Road_La Vista to Brace	24	5,650	Transmission	$6,358,882
4-2	2047	Pipeline - Barton Road_Brace to King	24	10,480	Transmission	$11,664,000
4-3	2059	Pipeline - Barton Road_King to Penryn Tank	24	7,190	Transmission	$8,002,000
4-4	2025	Pipeline - Duncan Hill	12	8,300	Transmission	$2,833,719
4-5	2044	Pipeline - S. Dowd Rd to Blue Oaks	30	16,300	Transmission	$24,190,000
4-6	2025	Pipeline - Blue Oaks to Regional University	30	4,000	Transmission	$4,650,000
4-7	2024	Pipeline - Westbrook to Santucchi Blvd.	18	3,700	Transmission	$3,088,000
4-8	2024	Miscellaneous Pipelines, Oversizing, and Projects	NA	NA	Transmission	$10,000,000
4-9	2047	Well - Placer Ranch	NA	NA	Groundwater	$5,500,000
4-10	2031	Well - Regional University	NA	NA	Groundwater	$5,500,000
4-11	2040	Werner Road Tank #1	5	NA	Storage	$12,482,000
4-12	2051	Bickford Ranch Tank #2	5	NA	Storage	$12,733,000
4-13	2050	Placer Ranch Tank	5	NA	Storage	$12,482,000
4-14	2050	Placer Ranch Pump Station	NA	NA	Transmission	$10,000,000
4-15	2028	Regional University Tank	3	NA	Storage	$7,307,000
4-16	2028	Regional University Pump Station	NA	NA	Transmission	$10,000,000
4-17	2020	RiverArc	NA	NA	Planning	$325,000
4-18	2024	Water System Planning/Modeling	NA	NA	Planning	$2,429,624
4-19	2058	Pipeline - Regional University to Baseline Road	24	11,300	Transmission	$11,036,000
4-20	2030	Foothill Tank #2	10	NA	Storage	$22,245,000
4-21	2055	West Placer Corp Yard	NA	NA	Transmission	$20,000,000
Total of All Projects						**$ 614,281,091**

4

Project ID	Year started	Project Name	or Tank size (MG)	(ft)	Project Type	Future Project Cost - 2024 (Handy Whitman, Avg)
1-1	2024	Ophir WTP at 10 MGD	NA	NA	Treatment	$206,000,000
1-2	2030	Foothill WTP Valve Station	NA	NA	Treatment	$1,545,000
1-3	2025	Pipeline - Placer Parkway Pipeline	24, 36, 42	6,960	Transmission	$8,680,500
1-4	2028	Pipeline - Industrial Ave.	24	1,450	Transmission	$1,646,000
2-1	2037	Ophir WTP at 20 MGD	NA	NA	Treatment	$75,930,000
2-2	2032	Pipeline - Lozanos Road to Callison Road	60	9,100	Transmission	$33,785,000
2-3	2035	Pipeline - Callison Road to Penryn Node	42	6,800	Transmission	$17,671,000
2-4	2038	Pipeline - Foothills Blvd to Placer Ranch Tank	36	12,300	Transmission	$15,760,000
2-5	2041	Pipeline - Placer Ranch Tank to S. Dowd Rd	36	6,600	Transmission	$11,691,000
2-6	2037	Auxiliary Power at ARPS and OPS	NA	NA	Treatment	$5,900,000
2-8	2034	Rock Creek PS and Ophir Combie Upsize	NA	NA	Treatment	$4,000,000
3-1	2048	Ophir WTP at 30 MGD	NA	NA	Treatment	$36,663,000
3-2	2043	Pipeline - Callison Road to Bickford Ranch Tank	60	8,150	Transmission	$19,173,000
3-3	2052	Pipeline - Bickford Ranch Phase 1	60	9,735	Transmission	$22,901,000
3-4	2056	Pipeline - Bickford Ranch Phase 2	60	6,500	Transmission	$15,291,000
3-5	2057	Pipeline - Bickford Ranch Phase 3	60	1,765	Transmission	$4,152,000
3-6	2059	Pipeline - Lincoln Metering Station 1 to Sunset WTP	42	3,500	Transmission	$5,882,000
4-1	2022	Pipeline - Barton Road_La Vista to Brace	24	5,650	Transmission	$6,358,882
4-2	2047	Pipeline - Barton Road_Brace to King	24	10,480	Transmission	$11,664,000
4-3	2059	Pipeline - Barton Road_King to Penryn Tank	24	7,190	Transmission	$8,002,000
4-4	2025	Pipeline - Duncan Hill	12	8,300	Transmission	$2,833,719
4-5	2044	Pipeline - S. Dowd Rd to Blue Oaks	30	16,300	Transmission	$24,190,000
4-6	2025	Pipeline - Blue Oaks to Regional University	30	4,000	Transmission	$4,650,000
4-7	2024	Pipeline - Westbrook to Santucchi Blvd.	18	3,700	Transmission	$3,088,000
4-8	2024	Miscellaneous Pipelines, Oversizing, and Projects	NA	NA	Transmission	$10,000,000
4-9	2047	Well - Placer Ranch	NA	NA	Groundwater	$5,500,000
4-10	2031	Well - Regional University	NA	NA	Groundwater	$5,500,000
4-11	2040	Werner Road Tank #1	5	NA	Storage	$12,482,000
4-14	2051	Bickford Ranch Tank #2	5	NA	Storage	$12,733,000
4-16	2050	Placer Ranch Tank	5	NA	Storage	$12,482,000
4-17	2050	Placer Ranch Pump Station	NA	NA	Transmission	$10,000,000
4-18	2028	Regional University Tank	3	NA	Storage	$7,307,000
4-19	2028	Regional University Pump Station	NA	NA	Transmission	$10,000,000
4-20	2020	RiverArc	NA	NA	Planning	$325,000
4-21	2024	Water System Planning/Modeling	NA	NA	Planning	$2,429,624
4-22	2058	Pipeline - Regional University to Baseline Road	24	11,300	Transmission	$11,036,000
4-23	2030	Foothill Tank #2	10	NA	Storage	$22,245,000
4-24	2055	West Placer Corp Yard	NA	NA	Transmission	$20,000,000
Total of All Projects						**$ 689,496,725**

5

UPDATED PROJECT COSTS LOADED INTO THE WCC FINANCE MODEL

Project	Bid Year	Estimated ($M)	Actual ($M)	Difference ($M)
Ophir WTP – 10 MGD	2026	$129.2	$206.0	$76.8
Foothill WTP Valve Station	2024	$1.1	$1.5	$0.4
ARPS & ORPS Standby Power	2025	$7.7	$5.9	- $1.8
Placer Parkway Pipeline	2026	$8.9	$8.7	- $0.2
Total		**$146.9**	**$222.1**	**$75.2**

UNCHANGED — All other model inputs (same 2024 starting point)

- Capacity: 35.35 MGD
- UOCs: 30,737
- UOC absorption: 950 / year
- Inflation: 3%
- Debt interest: 4.75%
- Retail / wholesale split
- Cash balance: $55.9M
- Debt reserve: $10M
- Existing WCC-related debt: $33.6M
- Cal-Am surcharge credit: $16.3M

WCC Finance Model

Only the four project cost inputs were revised — all other cost-basis inputs remain valid

PCWA

6

CURRENT VS. PROPOSED WCC

WCC Study	CIP Future Program Cost	Debt Financing
2024	~$614M	$195 M • $60 M (2026) • $30 M (2031) • $105 M (2038)
2026 (4 projects updated)	~$689M	$286 M • $136 M (2026) • $45 M (2031) • $105 M (2038)

	Current	Proposed	$ Change	% Change
Retail	$25,815	**$30,052**	+ $4,237	16.4%
Wholesale: Lincoln	$20,075	**$24,312**	+ $4,237	21.1%
Wholesale: Cal-Am	$22,982	**$27,400**	+ $4,418	19.2%

7

RECOMMENDATION

1. Open Public Hearing
2. Adopt Resolution, effective immediately
3. Commence full WCC study update

8

THANK YOU!

9

M E M O R A N D U M

TO: Board of Directors

FROM: Tony Firenzi, Director of Strategic Affairs

DATE: September 17, 2026

RE: California 2025/26 Legislative Session Report

RECOMMENDATION:

Receive a report on California's 2025/26 Legislative Session.

BACKGROUND:

The California 2025/26 Legislative Session functionally ended on September 1, 2026. PCWA staff, consultants, and member trade organizations track certain bills each year that provide opportunities or concerns regarding matters of our jurisdiction. Attached is a Watch List of bills that staff tracked this Legislative Session.

DISCUSSION:

Staff will provide an overview of the California 2025/26 Legislative Session, focusing on critical bills that have been sent to the Governor. Bills must be signed or vetoed by September 30, 2026.

ATTACHMENT(S):
Description
PCWA 2025/26 Legislative Watch List

Placer County Water Agency
2025/26 California Legislative Session Watch List
Updated 9-7-26

Note: Formal positions have been taken only where it is indicated that a letter has been submitted with position indicated, either independently or as part of a coalition.

Bill #	Author	Why it matters:	Status
Assembly Bills			
AB 1436	Avila-Farias (D, Concord)	Would prohibit extension of Advanced Clean Fleet regulations to private fleets.	Failed in Policy
AB 1577	Bauer-Kahan (D, San Ramon)	Would require the Energy Commission to establish a process for the owner of a data center to submit specified information to the commission, including, among other information, the data center's location and size, power usage effectiveness, as defined, water use effectiveness, as defined, and total water consumption, and the quantity of fuel consumed by onsite generators or other fuel-based energy systems, as specified.	Governor's Desk
AB 1881	Ramos (D, Highland)	Would prohibit a governmental agency from substantially burdening a California Indian or California Native American tribe's exercise of religious beliefs or spiritual practices on state land, including their access to and use of sacred sites and objects, and their ability to perform religious ceremonies and rites, even if the burden results from a rule of general applicability.	Governor's Desk

AB 2013	Bennett, (D, Ventura)	Would require a water supplier that services more than 100 customers that are located in a moderate, high, or very high fire hazard severity zone to establish an emergency preparedness plan for response to red flag warnings, extreme weather events, and other major power outages or emergencies that pose a potential threat to providing adequate water service.	Failed in Policy
AB 2026	Aguiar-Curry (D, Winters)	Would make a host of changes to access flood water and permits to advance groundwater recharge. The bill would increase the value of recharge permits through measures that would either reduce the cost of obtaining a permit or increase the ability to divert water for recharge under the permit. This bill was sponsored by RWA and NCWA.	Held in Suspense
AB 2180	Ward (D, San Diego)	Would authorize a local government to demonstrate the proportional cost of the service attributable to the parcel by any method that reasonably allocates the ascertainable cost of providing service to all parcels. The bill would provide that for water or sewer service fee or charge impositions, a local government is not required to provide an exact measure of the cost of the service at each parcel and may instead impose uniform or tiered fees or charges to parcel or customer classes that are defined based on common characteristics. This bill was sponsored by ACWA.	Governor's Desk
AB 2215	Calderon (D, City of Industry)	Would require that the time period for the application of water to beneficial use and for the completion of construction work for specific water right permits held by the Department of Water Resources for the operation of the State Water Project be December 31, 2046. RWA developed proposed amendments that would preserve the water right extensions in the bill and additionally put more specificity on what the Water Board can evaluate as part of a water rights extension. Letter Submitted – Neutral	Failed in Policy

AB 2218	Kalra (D, San Jose)	Would declare that it is the established policy of the state to acknowledge and correct the inequities caused by state-sanctioned acts of termination, removal, and assimilation inflicted upon all California Native American tribes through compensation, legal recognition of rights, or replacement of benefits lost. The bill would require all relevant state agencies, including the Department of Water Resources and the State Water Resources Control Board, to consider and incorporate this policy when revising, adopting, or establishing rights, policies, regulations, permits, or grant criteria to address identified inequities.	Governor's Desk
AB 2366	Avila-Farias (D, Concord)	The bill would require an assessment of the potential for adverse economic impact on cost-of-living impacts on residents of the state in a revision of or a new regulation.	Failed in Policy
AB 2469	Papan (D, San Mateo)	Would prohibit the approval of a data center unless there are certain requirements met related to water use. There are several elements that touch on water agency supply and drought management processes.	Governor's Desk
AB 2521	Papan (D, San Mateo)	Would, on or before January 1, 2028, require the Department of Water Resources, in consultation with the State Water Resources Control Board and the Department of Fish and Wildlife, to select two watersheds that are within, or drain into, the Central Valley to conduct a watershed wide water availability study.	Held in Suspense
AB 2619	Papan (D, San Mateo)	This bill would require a person who owns or operates a data center, prior to applying to a city or a county for an initial business license, equivalent instrument, or permit, to provide its water supplier, under penalty of perjury, an estimate of the expected water use, the anticipated source of water, and the data center's projected water use volume for the maximum day, maximum month, and average year.	Governor's Desk

AB 2630	Bennet (D, Ventura)	Would require that all further regulations adopted by the Water Board pursuant to regulations requiring measurement and reporting of water diversion and use be adopted as emergency regulations and remain in effect until revised by the Water Board and would exempt them from the California Environmental Quality Act.	Failed in Policy
AB 2739	Soria (D, Fresno)	This bill is connected to SB 350 (Durazo, 2025) for Low Income Rate Assistance (LIRA). This is the funding piece that was missing from SB 350. This bill is being develop with environmental justice interests and addresses not just LIRA but also system level cost drivers that impact affordability. See companion Senate Bill 1125.	Governor's Desk
Senate Bills			
SB 601	Allen (D, Santa Monica)	Among other impacts related to NPDES, this bill would provide that Waters of the United States prior to the Sacket decision, May 25, 2023, are to be protected in a manner despite that decision, regardless of federal actions. Letter Submitted – Oppose	Held in Suspense
SB 1036	Grayson (D, Concord)	Would require under the Mitigation Fee Act any fee established, increased, or imposed to be based on the net impact on the need for the public facility being funded by the fee and account for whether the development project is removing or replacing an existing use or a previous use that existed at the time the fee was established, as specified. The bill would require, in this redevelopment scenario, the local agency to provide a fee credit or otherwise reduce the fee in an amount proportionate to the impact caused by the use that is being removed or replaced. The bill was amended to treat water and wastewater differently. Specifically, when a change in the capacity of an existing water or sewer	Signed by the Governor

		connection is proposed, a local agency, in calculating the estimated reasonable cost of a capacity charge, shall only calculate an amount attributable to the change in the capacity. If the existing capacity exceeds the proposed capacity, the bill would prohibit any amount from being refunded, credited, transferred, assigned, or otherwise applied to offset any other charge or fee.	
SB 1085	Durazo (D, Los Angeles)	Would reestablish the requirements for a water supply assessment. As part of the housing CEQA streamlining legislation in June 2025 the requirement for a water supply assessment (WSA) was inadvertently removed for infill projects. This bill is sponsored by EBMUD and would reestablish the WSA.	Governor's Desk
SB 1125	Menjivar (D, San Fernando Valley)	This bill is connected to SB 350 (Durazo, 2025) for Low Income Rate Assistance (LIRA). This is the funding piece that was missing from SB 350. This bill is being develop with environmental justice interests and addresses not just LIRA but also system level cost drivers that impact affordability. See companion Assembly Bill 2739.	Governor's Desk
SB 1153	Caballero (D, Merced)	Would deem the inability of a public water system to maintain water supply or water pressure during a wildfire not a substantial cause of the damages resulting from a wildfire. The bill would also deem the spread of wildfire not an inherent risk presented by the deliberate design, construction, or maintenance of a public water system. This is an ACWA sponsored where Andy Fecko provided testimony. This is an alternative to AB 2013 by Bennett. The bill was amended in Assembly emergency management to include: • A requirement to review disaster preparedness plans at least once every five years and update the plan as necessary. This amendment is in alignment with the federal requirement.	Governor's Desk

		• The inclusion of "offices of emergency services" in the emergency responders list to coordinate with to prepare for a wildfire. • The inclusion of "applicable pipelines" in the assessment of critical infrastructure. • A requirement to assess the risk wildfire poses to the identified critical infrastructure. Letter Submitted – Support	
SB 1370	Stern (D, Sherman Oaks)	Provides a streamline option to comply with the California Environmental Quality Act for state led wildfire fuels reduction projects. Letter Submitted – Support	Governor's Desk