2075 Woodside Road | Redwood City, CA 94061
(650) 260-0005 | peninsulacleanenergy.com

Regular Meeting of the Board of Directors of the Peninsula Clean Energy Authority (PCEA)
AGENDA
Thursday, September 28, 2023
6:30 p.m.

PLEASE NOTE: This meeting will be held in a hybrid format with both in-person and Zoom participation options for members of the public; Board members shall appear in person.

In-Person Meeting Locations:
PCEA Lobby, **2075 Woodside Road, Redwood City, CA 94061**
Los Banos City Hall, **Conference Room A, 520 J Street, Los Banos, CA 93635**

Zoom, **Virtual Meeting Link:** https://pencleanenergy.zoom.us/j/82772843517
Meeting ID: 827-7284-3517 **Passcode:** 2075 **Phone:** +1(669) 444-9171

This meeting of the Board of Directors will be held at the Peninsula Clean Energy Lobby: 2075 Woodside Road, Redwood City, CA 94061 and Los Banos City Hall, Conference Room A, 520 J Street, Los Banos, CA 93635 and by teleconference pursuant to California Assembly Bill 2449 and the Ralph M. Brown Act, CA Gov't Code. Section 54950, et seq. **Members of the Board are expected to attend the meeting in person** and should reach out to Assistant General Counsel for Peninsula Clean Energy, Jennifer Stalzer, with questions or accommodation information (jstalzer@smcgov.org). For information regarding how to participate in the meeting remotely, please refer to the instructions at the end of the agenda. In addition, a video broadcast of the meeting can be viewed at https://www.peninsulacleanenergy.com/board-of-directors following the meeting.

Public Participation

The PCEA Board meeting may be accessed through Zoom online at https://pencleanenergy.zoom.us/j/82772843517. The meeting ID is: 827-7284-3517 and the passcode is 2075. The meeting may also be accessed via telephone by dialing +1(669) 444-9171. Enter the webinar ID: 827-7284-3517, then press #. (Find your local number: https://pencleanenergy.zoom.us/u/kTlH1Ocod). Peninsula Clean Energy uses best efforts to ensure audio and visual clarity and connectivity. However, it cannot guarantee the connection quality.

Members of the public can also attend this meeting physically at the **Peninsula Clean Energy Lobby** at 2075 Woodside Road, Redwood City, CA 94061 or **Los Banos City Hall**, Conference Room A, 520 J Street, Los Banos, CA 93635.

Written public comments may be emailed to PCEA Board Clerk, Nelly Wogberg (nwogberg@peninsulacleanenergy.com) and such written comments should indicate the specific agenda item on which the member of the public is commenting.

Spoken public comments will be accepted during the meeting in the Board Room(s) or remotely through Zoom at the option of the speaker. Please use the "Raise Your Hand" function in the Zoom platform, or press *6 if you phoned into the meeting, to indicate that you would like to provide comment.

ADA Requests

Individuals who require special assistance or a disability related modification or accommodation to participate in this meeting, or who have a disability and wish to request an alternative format for the meeting, should contact Nelly Wogberg, Board Clerk, by 10:00 a.m. on the day before the meeting at (nwogberg@peninsulacleanenergy.com). Notification in advance of the meeting will enable PCEA to make reasonable arrangements to ensure accessibility to this meeting, the materials related to it, and your ability to comment.

Closed Captioning is available for all PCEA Board meetings. While watching the video broadcast in Zoom, please enable captioning.

CALL TO ORDER / ROLL CALL/ APPROVE TELECONFERENCE PARTICIPATION UNDER AB 2449

This item is reserved to approve teleconference participation request for this meeting by Director pursuant to Brown Act revisions of AB 2449 due to an emergency circumstance to be briefly described.

PUBLIC COMMENT

This item is reserved for persons wishing to address the Board on any PCEA-related matters that are not otherwise on this meeting agenda. Public comments on matters listed on the agenda shall be heard at the time the matter is called. Members of the public who wish to address the Board are customarily limited to two minutes per speaker. The Board Chair may increase or decrease the time allotted to each speaker.

ACTION TO SET AGENDA AND TO APPROVE CONSENT AGENDA ITEMS

1. Approval of Peninsula Clean Energy's 2022 Power Source Disclosure Annual Reports and Power Content Label

REGULAR AGENDA

2. Chair Report (Discussion)

3. CEO Report (Discussion)

4. Citizens Advisory Committee Report (Discussion)

5. Approval of $524,500 Contract Extension with CLEAResult to Provide Technical Assistance Services in the EV Ready Program

6. Update on Peninsula Clean Energy's Activities in the 2023-2024 Legislative Session (Discussion)

7. Board Members' Reports (Discussion)

INFORMATIONAL REPORTS

8. Industry Acronyms and Terms

ADJOURNMENT

Public records that relate to any item on the open session agenda are available for public inspection. The records are available at the Peninsula Clean Energy offices or on PCEA's Website at: https://www.peninsulacleanenergy.com.

Instructions for Joining a Zoom Meeting via Computer or Phone

Best Practices:

- Please mute your microphone when you are not speaking to minimize audio feedback
- If possible, utilize headphones or ear buds to minimize audio feedback
- If participating via videoconference, audio quality is often better if you use the dial-in option (Option 2 below) rather than your computer audio

Options for Joining

A. **Videoconference with Computer Audio – see Option 1 below**
B. **Videoconference with Phone Call Audio– see Option 2 below**
C. **Calling in via Telephone/Landline – see Option 3 below**

Videoconference Options:

Prior to the meeting, we recommend that you install the Zoom Meetings application on your computer by clicking here https://zoom.us/download.

If you want full capabilities for videoconferencing (audio, video, screensharing) you must download the Zoom application.

Option 1 Videoconference with Computer Audio:

1. From your computer, click on the following link that is also included in the Meeting Calendar Invitation: https://pencleanenergy.zoom.us/j/82772843517
2. The Zoom application will open on its own or you will be instructed to open Zoom.
3. After the application opens, the pop-up screen below will appear asking you to choose ONE of the audio conference options. Click on the Computer Audio option at the top of the pop-up screen.

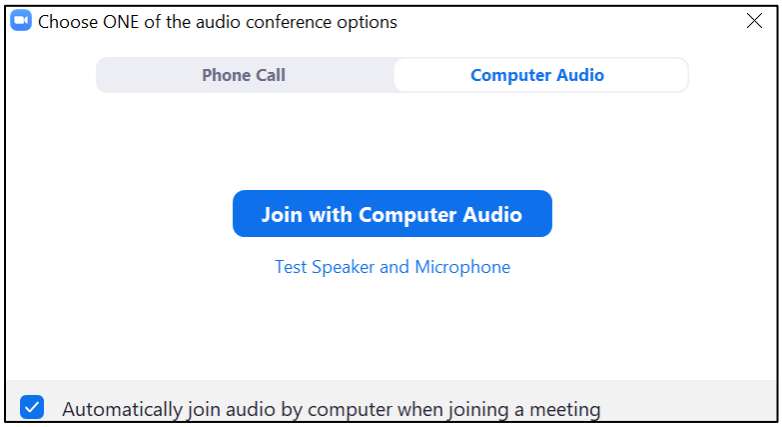

4. Click the blue, “Join with Computer Audio” button.
5. In order to enable video, click on “Start Video” in the bottom left-hand corner of the screen. This menu bar is also where you can mute/unmute your audio.

Option 2 Videoconference with Phone Call Audio:

1. From your computer, click on the following link that is also included in the Meeting Calendar Invitation: https://pencleanenergy.zoom.us/j/82772843517
2. The Zoom Application will open on its own or you will be instructed to Open Zoom.

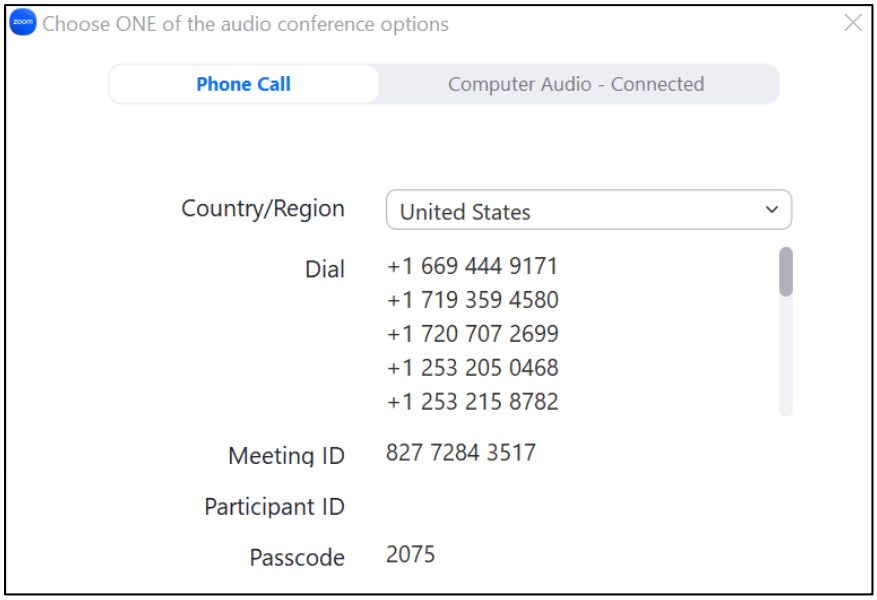

3. After the application opens, the pop-up screen below will appear asking you to choose ONE of the audioconference options. Click on the Phone Call option at the top of the pop-up screen.
4. Please dial +1(669) 444-9171
5. You will be instructed to enter the meeting ID: **827-7284-3517 followed by #**
6. You will be instructed to enter in your participant ID. Your participant ID is unique to you and is what connects your phone number to your Zoom account
7. After a few seconds, your phone audio should be connected to the Zoom application on your computer
8. In order to enable video, click on “Start Video” in the bottom left-hand corner of the screen. This menu bar is also where you can mute/unmute your audio

Audio Only Options:

Please note that if you call in/use the audio only option, you will not be able to see the speakers or any presentation materials in real time.

Option 3: Calling in via Telephone/Landline:

1. Dial +1(669) 444-9171
2. You will be instructed to enter the meeting ID: **827-7284-3517 followed by #**
3. You will be instructed to enter your **Participant ID** followed by #. If you do not have a participant ID or do not know it, you can press # to stay on the line
4. You will be instructed to enter the meeting passcode **2075 followed by #**

PENINSULA CLEAN ENERGY
JPA Board Correspondence

DATE: September 15, 2023
BOARD MEETING DATE: September 28, 2023
SPECIAL NOTICE/HEARING: None
VOTE REQUIRED: Majority Present

TO: Honorable Peninsula Clean Energy Authority Board of Directors

FROM: Roy Xu, Director of Power Resources
Sara Maatta, Power Resources and Compliance Manager
Shayna Barnes, Power Resources Specialist

SUBJECT: Approval of Peninsula Clean Energy's 2022 Power Source Disclosure Annual Reports and Power Content Label

RECOMMENDATION

Approve Resolution Approving Peninsula Clean Energy's 2022 Power Source Disclosure Annual Reports and Power Content Label, Confirming the Accuracy of the Information Provided in the 2022 Power Source Disclosure Reports and Power Content Label and Delegating Authority to the Chief Executive Officer to Submit the Attestation to the California Energy Commission. (Action)

BACKGROUND

The California Public Utilities Code requires all retail sellers of electric energy, including Peninsula Clean Energy, to disclose "accurate, reliable, and simple-to-understand information on the sources of energy" that are delivered to their respective customers. The format for the required communications is highly prescriptive, offering little flexibility to retail sellers when presenting such information to customers. This format has been termed the "Power Content Label" by the California Energy Commission (CEC). Information presented in the Power Content Label includes the proportionate share of total energy supply attributable to various resource types, including both renewable and conventional fuel sources. In 2021, Assembly Bill 242 (Holden, Chapter 228, Statutes of 2021) was adopted, requiring California retail electricity suppliers to post their Power Content Labels on their websites annually by October 1 and in written promotional materials by the end of the first complete billing cycle for the fourth quarter of the year. For 2023, the CEC will consider Power Content Labels posted on websites and provided to the CEC by October 2, 2023 as timely. The CEC will consider Power Content Labels provided to customers in written promotional materials by January 2, 2024 as timely.

Beginning with the 2021 reporting year, retail suppliers are required to calculate the greenhouse gas (GHG) emissions intensity of their electricity portfolios and report the results in the Power Source Disclosure Report and on the Power Content Label. The methodology for calculating the emissions intensity is determined by the CEC, and retail suppliers are required to use the CEC's methodology. Any marketing or retail product claim by a retail supplier related to the GHG emissions intensity of an electricity portfolio must be consistent with the GHG emissions intensity disclosed on the relevant Power Content Label. Retail suppliers may provide additional information to customers describing other actions related to greenhouse gases that are unrelated to the electricity portfolio.

DISCUSSION

During the 2022 calendar year, Peninsula Clean Energy successfully delivered a substantial portion of its electric energy supply from various renewable energy sources, including solar, wind, and small hydroelectricity. For our ECOplus customers, the percentage of supply attributable to renewable energy sources approximated fifty-two percent (51.8%) according to the Power Content Label, and the total supply from carbon-free or renewable resources was one hundred percent (100%)[1]. These amounts meet our targets of fifty percent (50%) renewable and one hundred percent (100%) renewable or carbon-free energy. For our ECO100 customers, the percentage of supply attributable to renewable energy sources comprised one hundred percent (100%). The 2022 calendar year was the first year that Peninsula Clean Energy implemented the Disadvantaged Communities Green Tariff (DAC-GT) program. Peninsula Clean Energy's program for DAC-GT is called Green Access and is represented on the Power Content Label as a separate product, with one hundred percent (100%) of its supply coming from renewable sources.

The 2022 calendar year Power Content Label includes the GHG Emissions Intensity factor calculated per the CEC's methodology. For our ECOplus customers, the GHG Emissions Intensity for 2022 was 9 lbs of carbon dioxide equivalent per megawatt-hour of electricity (CO_2e/MWh). In comparison, the average intensity for California utilities in 2022 was 422 lbs CO_2e/MWh. For our ECO100 and Green Access customers, the GHG Emissions Intensity for 2022 was 0 lbs CO_2e/MWh.

Beginning with reporting for the 2019 calendar year, the CEC requires supplies purchased from Asset Controlling Suppliers (ACS supplies) to be disaggregated in the Power Content Label into distinct fuel types, such as large hydroelectric, nuclear, and unspecified sources of power. Peninsula Clean Energy did not purchase any ACS supplies in 2022.

[1] The percentages on the Power Content Label may not add up exactly due to rounding. The Power Content Label template is provided by the California Energy Commission as a "locked" Excel spreadsheet. The template does not allow us to make any changes to add a decimal place or fix rounding.

Consistent with applicable regulations, Peninsula Clean Energy will post the Power Content Label online by October 2, 2023, provide required documentation to the CEC by October 2, 2023 and complete requisite customer communications in accordance with the January 2, 2024 deadline.

While developing Peninsula Clean Energy's 2022 Power Content Label, staff performed a detailed review of all power purchases completed for the 2022 calendar year. This review included an inventory of all renewable energy transfers within Peninsula Clean Energy's Western Renewable Energy Generation Information System (WREGIS) accounts and pertinent transaction records. Staff developed the Power Source Disclosure Annual Reports (Annual Reports) for the ECOplus, ECO100, and Green Access products and submitted these reports to the CEC by June 1, 2023. In addition, both the ECO100 and Green Access products for 2022 have been certified by Green-e, a process which included an external audit. Based on staff's review of available data, the information presented in the Annual Reports and the Power Content Label was determined to be accurate.

To fulfill its Power Content Label reporting obligation, Peninsula Clean Energy must also provide the CEC with an attestation regarding the veracity of information included in the Power Content Label. In consideration of the aforementioned internal review and applicable regulations, staff requests that the Board accept this determination and attest to the veracity of information included in Peninsula Clean Energy's 2022 Power Content Label, which will soon be distributed to Peninsula Clean Energy customers.

Copies of Peninsula Clean Energy's 2022 Power Source Disclosure Reports are included as Exhibits A, B, and C. A copy of Peninsula Clean Energy's 2022 Power Content Label is reproduced below:

2022 POWER CONTENT LABEL
Peninsula Clean Energy Authority
www.peninsulacleanenergy.com

Greenhouse Gas Emissions Intensity ($lbs\ CO_2e/MWh$)			
ECOplus	ECO100	Green Access	2022 CA Utility Average
9	0	0	422

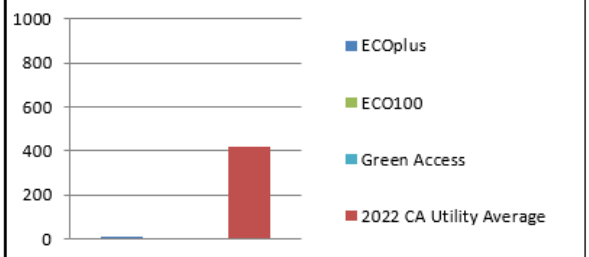

Energy Resources	ECOplus	ECO100	Green Access	2022 CA Power Mix
Eligible Renewable[1]	**51.8%**	**100.0%**	**100.0%**	**35.8%**
Biomass & Biowaste	8.2%	0.0%	0.0%	2.1%
Geothermal	4.9%	0.0%	0.0%	4.7%
Eligible Hydroelectric	0.8%	0.0%	0.0%	1.1%
Solar	18.5%	50.0%	100.0%	17.0%
Wind	19.3%	50.0%	0.0%	10.8%
Coal	**0.0%**	**0.0%**	**0.0%**	**2.1%**
Large Hydroelectric	**48.2%**	**0.0%**	**0.0%**	**9.2%**
Natural Gas	**0.0%**	**0.0%**	**0.0%**	**36.4%**
Nuclear	**0.0%**	**0.0%**	**0.0%**	**9.2%**
Other	**0.0%**	**0.0%**	**0.0%**	**0.1%**
Unspecified Power[2]	**0.0%**	**0.0%**	**0.0%**	**7.1%**
TOTAL	**100.0%**	**100.0%**	**100.0%**	**100.0%**
Percentage of Retail Sales Covered by Retired Unbundled RECs[3]:	**0%**	**0%**	**0%**	

[1]The eligible renewable percentage above does not reflect RPS compliance, which is determined using a different methodology.
[2]Unspecified power is electricity that has been purchased through open market transactions and is not traceable to a specific generation source.
[3]Renewable energy credits (RECs) are tracking instruments issued for renewable generation. Unbundled renewable energy credits (RECs) represent renewable generation that was not delivered to serve retail sales. Unbundled RECs are not reflected in the power mix or GHG emissions intensities above.

For specific information about this electricity portfolio, contact:	**Peninsula Clean Energy Authority** **1-866-966-0110**
For general information about the Power Content Label, visit:	https://www.energy.ca.gov/programs-and-topics/programs/power-source-disclosure-program

STRATEGIC PLAN

The Power Content Label supports the Power Resources Objective C: Operations; Manage power portfolio to ensure performance consistent with contractual requirements, regulatory compliance, and internal strategies and specifically Key Tactic 2: Regulatory Compliance; Ensure all requirements are submitted accurately and on time.

RESOLUTION NO. _____

PENINSULA CLEAN ENERGY AUTHORITY, COUNTY OF SAN MATEO, STATE OF CALIFORNIA

* * * * * *

RESOLUTION CONFIRMING THE ACCURACY OF THE INFORMATION PROVIDED IN PENINSULA CLEAN ENERGY'S 2022 POWER SOURCE DISCLOSURE ANNUAL REPORTS AND POWER CONTENT LABEL AND DELEGATING AUTHORITY TO THE CHIEF EXECUTIVE OFFICER TO EXECUTE ANY REQUIRED DOCUMENTATION

RESOLVED, by the Peninsula Clean Energy Authority of the County of San Mateo, State of California, that

WHEREAS, the Peninsula Clean Energy Authority ("Peninsula Clean Energy" or "PCEA") was formed on February 29, 2016; and

WHEREAS, launch of service for San Mateo County customers occurred in two phases, with Phase I in October 2016, and Phase II in April 2017; and launch of service for City of Los Banos customers occurred in April 2022; and

WHEREAS, the California Public Utilities Code requires all retail sellers of electric energy, including Peninsula Clean Energy, to disclose "accurate, reliable, and simple-to-understand information on the sources of energy" that are delivered to their respective customers; and

WHEREAS, staff completed a detailed review of all power purchases for the 2022 calendar year and developed the 2022 Power Source Disclosure Annual Reports; and

WHEREAS, staff is presenting to the Board for its review the 2022 Power Content Label, which is based on the information in the 2022 Power Source Disclosure Annual Reports; and

WHEREAS, the Board wishes to attest to the veracity of information presented in the 2022 Power Content Label.

NOW, THEREFORE, IT IS HEREBY DETERMINED AND ORDERED by the Board as follows:

SECTION 1: The Board approves the 2022 Power Source Disclosure Annual Reports and 2022 Power Content Label.

SECTION 2: The Board attests to the veracity of information provided in the 2022 Power Source Disclosure Annual Reports and Power Content Label.

SECTION 3: The Board authorizes the Chief Executive Officer, or designee, to execute and submit the attestation of the 2022 Power Source Disclosure Annual Reports and 2022 Power Content Label to the California Energy Commission.

* * * * * *

2022 POWER SOURCE DISCLOSURE ANNUAL REPORT
For the Year Ending December 31, 2022

Retail suppliers are required to use the posted template and are not allowed to make edits to this format. Please complete all requested information.

GENERAL INSTRUCTIONS

RETAIL SUPPLIER NAME
Peninsula Clean Energy Authority

ELECTRICITY PORTFOLIO NAME
ECOplus

CONTACT INFORMATION	
NAME	Roy Xu
TITLE	Director of Power Resources
MAILING ADDRESS	2075 Woodside Road
CITY, STATE, ZIP	Redwood City, CA, 94061
PHONE	650-817-7076
EMAIL	rxu@peninsulacleanenergy.com
WEBSITE URL FOR PCL POSTING	www.peninsulacleanenergy.com

Submit the Annual Report and signed Attestation in PDF format with the Excel version of the Annual Report to PSDprogram@energy.ca.gov. Remember to complete the Retail Supplier Name, Electricity Portfolio Name, and contact information above, and submit separate reports and attestations for each additional portfolio if multiple were offered in the previous year.

NOTE: Information submitted in this report is not automatically held confidential. If your company wishes the information submitted to be considered confidential an authorized representative must submit an application for confidential designation (CEC-13), which can be found on the California Energy Commissions's website at https://www.energy.ca.gov/about/divisions-and-offices/chief-counsels-office.

If you have questions, contact Power Source Disclosure (PSD) staff at PSDprogram@energy.ca.gov or (916) 639-0573.

INTRODUCTION

Retail suppliers are required to submit separate Annual Reports for each electricity portfolio offered to California retail consumers in the previous calendar year. Enter the Retail Supplier Name and Electricity Portfolio Name at the top of Schedule 1, Schedule 2, Schedule 3, and the Attestation.

A complete Annual Report includes the following tabs:

PSD Intro
Instructions
Schedule 1 - Procurements and Retail Sales
Schedule 2 - Retired Unbundled Renewable Energy Credits (RECs)
Schedule 3 - Annual Power Content Label Data
GHG Emissions Factors
Asset-Controlling Supplier (ACS) Procurement Calculator
PSD Attestation

INSTRUCTIONS

Schedule 1: Procurements and Retail Sales

Retail suppliers of electricity must complete this schedule by entering information about all power procurements and generation that served the identified electricity portfolio covered in this filing in the prior year. The schedule is divided into sections: directly delivered renewables, firmed-and-shaped imports, specified non-renewables, and procurements from ACSs. Insert additional rows as needed to report all procurements or generation serving the subject product. Provide the annual retail sales for the subject product in the appropriate space. At the bottom of Schedule 1, provide the retail suppliers' other electricity end-uses that are not retail sales, such as transmission and distribution losses. Retail suppliers shall submit a purchase agreement or ownership arrangement documentation substantiating that any eligible firmed-and-shaped product for which it is claiming an exclusion was executed prior to January 1, 2019. **Any retail supplier that offered multiple electricity portfolios in the prior year must submit separate Annual Reports for each portfolio offered.**

Specified Purchases: A Specified Purchase refers to a transaction in which electricity is traceable to specific generating facilities by any auditable contract trail or equivalent, such as a tradable commodity system, that provides commercial verification that the electricity claimed has been sold once and only once to retail consumers. Do not enter data in the grey fields. For specified purchases, include enter following information for each line item:

Facility Name - Provide the name used to identify the facility.
Fuel Type - Provide the resource type (solar, natural gas, etc.) that this facility uses to generate electricity.
Location - Provide the state or province in which the facility is located.
Identification Numbers - Provide all applicable identification numbers from the Western Renewable Energy Generation Information System (WREGIS), the Energy Information Agency (EIA), and the California Renewables Portfolio Standard (RPS).
Gross Megawatt Hours Procured - Provide the quantity of electricity procured in MWh from the generating facility.
Megawatt Hours Resold - Provide the quantity of electricity resold at wholesale.

Unspecified Power: Unspecified Power refers to electricity that is not traceable to specific generation sources by any auditable contract trail or equivalent, or to power purchases from a transaction that expressly transferred energy only and not the RECs associated from a facility. **Do not enter procurements of unspecified power**. The schedule will calculate unspecified power procurements automatically.

Schedule 2: Retired Unbundled RECs

Complete this schedule by entering information about unbundled REC retirements in the previous calendar year.

Schedule 3: Annual Power Content Label Data

This schedule is provided as an automated worksheet that uses the information from Schedule 1 to calculate the power content and GHG emissions intensity for each electricity portfolio. The percentages calculated on this worksheet should be used for your Power Content Label.

ACS Resource Mix Calculator

Retail suppliers may report specified purchases from ACS system power if the ACS provided its fuel mix of its specified system mix to the Energy Commission. Use the calculator to determine the resource-specific procurement quantities, and transfer them to Schedule 1.

GHG Emissions Factors

This tab will be displayed for informational purposes only; it will not be used by reporting entities, since the emissions factors below auto-populate in the relevant fields on Schedules 1 & 3.

Attestation

This template provides the attestation that must be submitted with the Annual Report to the Energy Commission, stating that the information contained in the applicable schedules is correct and that the power has been sold once and only once to retail consumers. This attestation must be included in the package that is transmitted to the Energy Commission. Please provide the complete Annual Report in Excel format and the complete Annual Report with signed attestation in PDF format as well.

2022 POWER SOURCE DISCLOSURE ANNUAL REPORT
SCHEDULE 1: PROCUREMENTS AND RETAIL SALES
For the Year Ending December 31, 2022
Peninsula Clean Energy Authority
ECOplus

Instructions: Enter information about power procurements underlying this electricity portfolio for which your company is filing the Annual Report. Insert additional rows as needed. All fields in white should be filled out. **Fields in grey auto-populate as needed and should not be filled out.** For EIA IDs for unspecified power or specified system mixes from asset-controlling suppliers, enter "Unspecified Power", "BPA", or "Tacoma Power" as applicable. For specified procurements of ACS power, use the ACS Procurement Calculator to calculate the resource breakdown comprising the ACS system mix. **Procurements of unspecified power must not be entered as line items below; unspecified power will be calculated automatically in cell N9**. Unbundled RECs must not be entered on Schedule 1; these products must be entered on Schedule 2. At the bottom portion of the schedule, provide the other electricity end-uses that are not retail sales including, but not limited to transmission and distribution losses or municipal street lighting. Amounts should be in megawatt-hours.

Retail Sales (MWh)	**3,089,082**
Net Specified Procurement (MWh)	3,130,537
Unspecified Power (MWh)	-
Procurement to be adjusted	41,454
Net Specified Natural Gas	-
Net Specified Coal & Other Fossil Fuels	-
Net Specified Nuclear, Large Hydro, Renewables, and ACS Power	3,130,537
GHG Emissions (excludes grandfathered emissions)	12,744
GHG Emissions Intensity (in MT CO_2e/MWh)	0.0041

DIRECTLY DELIVERED RENEWABLES

Facility Name	Fuel Type	State or Province	WREGIS ID	RPS ID	N/A	EIA ID	Gross MWh Procured	MWh Resold	Net MWh Procured	Adjusted Net MWh Procured	GHG Emissions Factor (in MT CO_2e/MWh)	GHG Emissions (in MT CO_2e)	N/A
Buena Vista Energy Windfarm - Buena Vista Energ	Wind	CA	W165	60124A		56446	12927		12,927	12,756	-	-	
Copper Mountain Solar 4 - Copper Mountain Solar	Solar	NV	W5023	62662A		59814	100		100	99	-	-	
Geysers Power Plant - Calpine Geothermal Unit 14	Geothermal	CA	W122	60026A		286	51,240		51,240	50,561	0.0366	1,852	
Geysers Power Plant - Calpine Geothermal Unit 17	Geothermal	CA	W124	60007A		286	26,040		26,040	25,695	0.0366	941	
Geysers Power Plant - Calpine Geothermal Unit 18	Geothermal	CA	W125	60008A		286	26,040		26,040	25,695	0.0366	941	
Geysers Power Plant - Sonoma/Calpine Geyser	Geothermal	CA	W127	60010A		510	51,275		51,275	50,596	0.0366	1,853	
Mega Hydro #1 (Clover Creek) - Mega Hydro #1 (C	Eligible hydro	CA	W623	60227A		P236	2,648		2,648	2,613	-	-	
Mega Renewables (Bidwell Ditch) - Mega Renewa	Eligible hydro	CA	W625	60165A		10880	11,014		11,014	10,868	-	-	
Mega Renewables (Hatchet Creek) - Mega Renew	Eligible hydro	CA	W626	60166A		10882	9,091		9,091	8,971	-	-	
Mega Renewables (Roaring Creek) - Mega Renew	Eligible hydro	CA	W627	60167A		10881	2,683		2,683	2,647	-	-	
Mustang Two Whirlaway - Mustang Two Whirlawa	Solar	CA	W9615	63730A		62015	239,945		239,945	236,768	-	-	
Shasta - Shasta	Biomass & biowa	CA	W759	60094A		50881	255,866		255,866	252,478	0.0283	7,157	
Shiloh I Wind Project - Shiloh I Wind Project LLC	Wind	CA	W231	60488A		56362	417,868		417,868	412,335	-	-	
Sky RIver Wind Energy Center - Sky River Wind - I	Wind	CA	W530	63763A		50536	64,759		64,759	63,901	-	-	
Sky River Wind Energy Center - Sky River Wind Fe	Wind	CA	W531	63763A		50536	27,729		27,729	27,362	-	-	
Voyager Wind 2 - Voyager Wind 2	Wind	CA	W7267	63686A		61582	81,388		81,388	80,310	-	-	
Wright Solar Park - Wright Solar Park	Solar	CA	W8785	62620A		59525	339,488		339,488	334,993	-	-	

FIRMED-AND-SHAPED IMPORTS

Facility Name	Fuel Type	State or Province	WREGIS ID	RPS ID	EIA ID of REC Source	EIA ID of Substitute Power	Gross MWh Procured	MWh Resold	Net MWh Procured	Adjusted Net MWh Procured	GHG Emissions Factor (in MT CO_2e/MWh)	GHG Emissions (in MT CO_2e)	Eligible for Grandfathered Emissions?
									-	-	#N/A		
									-	-	#N/A		
									-	-	#N/A		
									-	-	#N/A		
									-	-	#N/A		

SPECIFIED NON-RENEWABLE PROCUREMENTS

Facility Name	Fuel Type	State or Province	N/A	N/A	N/A	EIA ID	Gross MWh Procured	MWh Resold	Net MWh Procured	Adjusted Net MWh Procured	GHG Emissions Factor (in MT CO_2e/MWh)	GHG Emissions (in MT CO_2e)	N/A
Balch #1 PH	Large hydro	CA				217	3,233		3,233	3,190	-	-	
Balch #2 PH	Large hydro	CA				218	11,345		11,345	11,194	-	-	
Belden	Large hydro	CA				219	8,133		8,133	8,025	-	-	
Bucks Creek	Large hydro	CA				220	3,523		3,523	3,476	-	-	
Butt Valley	Large hydro	CA				221	3,482		3,482	3,436	-	-	
Caribou 1	Large hydro	CA				222	2,728		2,728	2,692	-	-	
Caribou 2	Large hydro	CA				223	13,560		13,560	13,381	-	-	
Cresta	Large hydro	CA				231	7,921		7,921	7,816	-	-	
Drum #1	Large hydro	CA				235	2,088		2,088	2,061	-	-	
Drum #2	Large hydro	CA				236	13,282		13,282	13,106	-	-	
Electra	Large hydro	CA				239	17,043		17,043	16,817	-	-	
Haas	Large hydro	CA				240	8,274		8,274	8,164	-	-	
James B Black	Large hydro	CA				249	16,420		16,420	16,202	-	-	
Kings River	Large hydro	CA				254	3,776		3,776	3,726	-	-	
Pit 1	Large hydro	CA				265	5,405		5,405	5,333	-	-	

Pit 3	Large hydro	CA				266	5,610		5,610	5,536	-	-	
Pit 4	Large hydro	CA				267	14,108		14,108	13,921	-	-	
Pit 5	Large hydro	CA				268	24,506		24,506	24,182	-	-	
Pit 6	Large hydro	CA				269	10,767		10,767	10,625	-	-	
Pit 7	Large hydro	CA				270	11,351		11,351	11,200	-	-	
Poe	Large hydro	CA				272	17,025		17,025	16,800	-	-	
Rock Creek	Large hydro	CA				275	12,408		12,408	12,243	-	-	
Salt Springs	Large hydro	CA				279	6,339		6,339	6,255	-	-	
Stanislaus	Large hydro	CA				285	10,994		10,994	10,849	-	-	
Tiger Creek	Large hydro	CA				287	11,337		11,337	11,187	-	-	
Chicago Park 1	Large hydro	CA				412	5,195		5,195	5,127	-	-	
Kerckhoff #2 PH	Large hydro	CA				682	15,582		15,582	15,375	-	-	
Rocky Reach	Large hydro	WA				3883	295		295	291	-	-	
Wells	Large hydro	WA				3886	52,022		52,022	51,333	-	-	
Grant County	Large hydro	WA				3887	857,528		857,528	846,172	-	-	
Box Canyon Dam	Large hydro	WA				3891	142,041		142,041	140,160	-	-	
Rock Island	Large hydro	WA				6200	13,205		13,205	13,030	-	-	
Lake Chelan	Large hydro	WA				6424	43,439		43,439	42,864	-	-	
GM Shrum	Large hydro	BC				P206	81,531		81,531	80,451	-	-	
Mica	Large hydro	BC				P210	54,940		54,940	54,212	-	-	
									-	-	#N/A		
									-	-	#N/A		
									-	-	#N/A		

PROCUREMENTS FROM ASSET-CONTROLLING SUPPLIERS

Facility Name	Fuel Type	N/A	N/A	N/A	N/A	EIA ID	Gross MWh Procured	MWh Resold	Net MWh Procured	Adjusted Net MWh Procured	GHG Emissions Factor (in MT CO_2e/MWh)	GHG Emissions (in MT CO_2e)	N/A
										-	#N/A		
										-	#N/A		
										-	#N/A		
										-	#N/A		

END USES OTHER THAN RETAIL SALES	MWh

2022 POWER SOURCE DISCLOSURE ANNUAL REPORT
SCHEDULE 2: RETIRED UNBUNDLED RECS
For the Year Ending December 31, 2022
Peninsula Clean Energy Authority
ECOplus

INSTRUCTIONS: Enter information about retired unbundled RECs associated with this electricity portfolio. Insert additional rows as needed. All fields in white should be filled out. Fields in grey auto-populate as needed and should not be filled out.

Total Retired Unbundled RECs	-

RETIRED UNBUNDLED RECS				
Facility Name	Fuel Type	State or Province	RPS ID	Total Retired (in MWh)

2022 POWER SOURCE DISCLOSURE ANNUAL REPORT
SCHEDULE 3: POWER CONTENT LABEL DATA
For the Year Ending December 31, 2022
Peninsula Clean Energy Authority
ECOplus

Instructions: No data input is needed on this schedule. Retail suppliers should use these auto-populated calculations to fill out their Power Content Labels.

	Adjusted Net Procured (MWh)	Percent of Total Retail Sales
Renewable Procurements	1,598,648	51.8%
Biomass & Biowaste	252,478	8.2%
Geothermal	152,548	4.9%
Eligible Hydroelectric	25,099	0.8%
Solar	571,859	18.5%
Wind	596,664	19.3%
Coal	-	0.0%
Large Hydroelectric	1,490,435	48.2%
Natural gas	-	0.0%
Nuclear	-	0.0%
Other	-	0.0%
Unspecified Power	-	0.0%
Total	**3,089,082**	**100.0%**

Total Retail Sales (MWh)	**3,089,082**

GHG Emissions Intensity (converted to lbs CO_2e/MWh)	**9**

Percentage of Retail Sales Covered by Retired Unbundled RECs	**0.0%**

2022 POWER SOURCE DISCLOSURE ANNUAL REPORT ATTESTATION FORM
For the Year Ending December 31, 2022
Peninsula Clean Energy Authority
ECOplus

I, ____Janis C. Pepper_____,
___Chief Executive Officer_____, declare under penalty of perjury, that the information provided in this report is true and correct and that I, as an authorized agent of, _Peninsula Clean Energy Authority_, have authority to submit this report on the retail supplier's behalf. I further declare that all of the electricity claimed as specified purchases as shown in this report was sold once and only once to retail customers.
Name: _____Janis C. Pepper_____
Representing (Retail Supplier):____Peninsula Clean Energy Authority_____
Signature: Janis C. Pepper
Dated: May 31, 2023
Executed at: Redwood City, CA

2022 POWER SOURCE DISCLOSURE ANNUAL REPORT
For the Year Ending December 31, 2022

Retail suppliers are required to use the posted template and are not allowed to make edits to this format. Please complete all requested information.

GENERAL INSTRUCTIONS

RETAIL SUPPLIER NAME
Peninsula Clean Energy Authority

ELECTRICITY PORTFOLIO NAME
ECO100

CONTACT INFORMATION	
NAME	Roy Xu
TITLE	Director of Power Resources
MAILING ADDRESS	2075 Woodside Road
CITY, STATE, ZIP	Redwood City, CA, 94061
PHONE	650-817-7076
EMAIL	rxu@peninsulacleanenergy.com
WEBSITE URL FOR PCL POSTING	www.peninsulacleanenergy.com

Submit the Annual Report and signed Attestation in PDF format with the Excel version of the Annual Report to PSDprogram@energy.ca.gov. Remember to complete the Retail Supplier Name, Electricity Portfolio Name, and contact information above, and submit separate reports and attestations for each additional portfolio if multiple were offered in the previous year.

NOTE: Information submitted in this report is not automatically held confidential. If your company wishes the information submitted to be considered confidential an authorized representative must submit an application for confidential designation (CEC-13), which can be found on the California Energy Commissions's website at https://www.energy.ca.gov/about/divisions-and-offices/chief-counsels-office.

If you have questions, contact Power Source Disclosure (PSD) staff at PSDprogram@energy.ca.gov or (916) 639-0573.

INTRODUCTION

Retail suppliers are required to submit separate Annual Reports for each electricity portfolio offered to California retail consumers in the previous calendar year. Enter the Retail Supplier Name and Electricity Portfolio Name at the top of Schedule 1, Schedule 2, Schedule 3, and the Attestation.

A complete Annual Report includes the following tabs:

PSD Intro
Instructions
Schedule 1 - Procurements and Retail Sales
Schedule 2 - Retired Unbundled Renewable Energy Credits (RECs)
Schedule 3 - Annual Power Content Label Data
GHG Emissions Factors
Asset-Controlling Supplier (ACS) Procurement Calculator
PSD Attestation

INSTRUCTIONS

Schedule 1: Procurements and Retail Sales

Retail suppliers of electricity must complete this schedule by entering information about all power procurements and generation that served the identified electricity portfolio covered in this filing in the prior year. The schedule is divided into sections: directly delivered renewables, firmed-and-shaped imports, specified non-renewables, and procurements from ACSs. Insert additional rows as needed to report all procurements or generation serving the subject product. Provide the annual retail sales for the subject product in the appropriate space. At the bottom of Schedule 1, provide the retail suppliers' other electricity end-uses that are not retail sales, such as transmission and distribution losses. Retail suppliers shall submit a purchase agreement or ownership arrangement documentation substantiating that any eligible firmed-and-shaped product for which it is claiming an exclusion was executed prior to January 1, 2019. **Any retail supplier that offered multiple electricity portfolios in the prior year must submit separate Annual Reports for each portfolio offered.**

Specified Purchases: A Specified Purchase refers to a transaction in which electricity is traceable to specific generating facilities by any auditable contract trail or equivalent, such as a tradable commodity system, that provides commercial verification that the electricity claimed has been sold once and only once to retail consumers. Do not enter data in the grey fields. For specified purchases, include enter following information for each line item:

Facility Name - Provide the name used to identify the facility.
Fuel Type - Provide the resource type (solar, natural gas, etc.) that this facility uses to generate electricity.
Location - Provide the state or province in which the facility is located.
Identification Numbers - Provide all applicable identification numbers from the Western Renewable Energy Generation Information System (WREGIS), the Energy Information Agency (EIA), and the California Renewables Portfolio Standard (RPS).
Gross Megawatt Hours Procured - Provide the quantity of electricity procured in MWh from the generating facility.
Megawatt Hours Resold - Provide the quantity of electricity resold at wholesale.

Unspecified Power: Unspecified Power refers to electricity that is not traceable to specific generation sources by any auditable contract trail or equivalent, or to power purchases from a transaction that expressly transferred energy only and not the RECs associated from a facility. **Do not enter procurements of unspecified power**. The schedule will calculate unspecified power procurements automatically.

Schedule 2: Retired Unbundled RECs

Complete this schedule by entering information about unbundled REC retirements in the previous calendar year.

Schedule 3: Annual Power Content Label Data

This schedule is provided as an automated worksheet that uses the information from Schedule 1 to calculate the power content and GHG emissions intensity for each electricity portfolio. The percentages calculated on this worksheet should be used for your Power Content Label.

ACS Resource Mix Calculator

Retail suppliers may report specified purchases from ACS system power if the ACS provided its fuel mix of its specified system mix to the Energy Commission. Use the calculator to determine the resource-specific procurement quantities, and transfer them to Schedule 1.

GHG Emissions Factors

This tab will be displayed for informational purposes only; it will not be used by reporting entities, since the emissions factors below auto-populate in the relevant fields on Schedules 1 & 3.

Attestation

This template provides the attestation that must be submitted with the Annual Report to the Energy Commission, stating that the information contained in the applicable schedules is correct and that the power has been sold once and only once to retail consumers. This attestation must be included in the package that is transmitted to the Energy Commission. Please provide the complete Annual Report in Excel format and the complete Annual Report with signed attestation in PDF format as well.

2022 POWER SOURCE DISCLOSURE ANNUAL REPORT
SCHEDULE 1: PROCUREMENTS AND RETAIL SALES
For the Year Ending December 31, 2022
Peninsula Clean Energy Authority
ECO100

Instructions: Enter information about power procurements underlying this electricity portfolio for which your company is filing the Annual Report. Insert additional rows as needed. All fields in white should be filled out. **Fields in grey auto-populate as needed and should not be filled out.** For EIA IDs for unspecified power or specified system mixes from asset-controlling suppliers, enter "Unspecified Power", "BPA", or "Tacoma Power" as applicable. For specified procurements of ACS power, use the ACS Procurement Calculator to calculate the resource breakdown comprising the ACS system mix. **Procurements of unspecified power must not be entered as line items below; unspecified power will be calculated automatically in cell N9**. Unbundled RECs must not be entered on Schedule 1; these products must be entered on Schedule 2. At the bottom portion of the schedule, provide the other electricity end-uses that are not retail sales including, but not limited to transmission and distribution losses or municipal street lighting. Amounts should be in megawatt-hours.

Retail Sales (MWh)	**286,706**
Net Specified Procurement (MWh)	286,707
Unspecified Power (MWh)	-
Procurement to be adjusted	1
Net Specified Natural Gas	-
Net Specified Coal & Other Fossil Fuels	-
Net Specified Nuclear, Large Hydro, Renewables, and ACS Power	286,707
GHG Emissions (excludes grandfathered emissions)	0
GHG Emissions Intensity (in MT CO_2e/MWh)	0.0000

DIRECTLY DELIVERED RENEWABLES

Facility Name	Fuel Type	State or Province	WREGIS ID	RPS ID	N/A	EIA ID	Gross MWh Procured	MWh Resold	Net MWh Procured	Adjusted Net MWh Procured	GHG Emissions Factor (in MT CO_2e/MWh)	GHG Emissions (in MT CO_2e)	N/A
Wright Solar Park	Solar	CA	W8785	62620A		59525	143354		143,354	143,353	-	-	
Voyager Wind II	Wind	CA	W7267	63686A		61582	143,353		143,353	143,353	-	-	
									-	-	#N/A		
									-	-	#N/A		
									-	-	#N/A		
									-	-	#N/A		
									-	-	#N/A		
									-	-	#N/A		
									-	-	#N/A		
									-	-	#N/A		

FIRMED-AND-SHAPED IMPORTS

Facility Name	Fuel Type	State or Province	WREGIS ID	RPS ID	EIA ID of REC Source	EIA ID of Substitute Power	Gross MWh Procured	MWh Resold	Net MWh Procured	Adjusted Net MWh Procured	GHG Emissions Factor (in MT CO_2e/MWh)	GHG Emissions (in MT CO_2e)	Eligible for Grandfathered Emissions?
									-	-	#N/A		
									-	-	#N/A		
									-	-	#N/A		
									-	-	#N/A		
									-	-	#N/A		

SPECIFIED NON-RENEWABLE PROCUREMENTS

Facility Name	Fuel Type	State or Province	N/A	N/A	N/A	EIA ID	Gross MWh Procured	MWh Resold	Net MWh Procured	Adjusted Net MWh Procured	GHG Emissions Factor (in MT CO_2e/MWh)	GHG Emissions (in MT CO_2e)	N/A
									-	-	#N/A		
									-	-	#N/A		
									-	-	#N/A		
									-	-	#N/A		
									-	-	#N/A		
									-	-	#N/A		
									-	-	#N/A		
									-	-	#N/A		
									-	-	#N/A		

PROCUREMENTS FROM ASSET-CONTROLLING SUPPLIERS

Facility Name	Fuel Type	N/A	N/A	N/A	N/A	EIA ID	Gross MWh Procured	MWh Resold	Net MWh Procured	Adjusted Net MWh Procured	GHG Emissions Factor (in MT CO_2e/MWh)	GHG Emissions (in MT CO_2e)	N/A
										-	#N/A		
										-	#N/A		
										-	#N/A		
										-	#N/A		

END USES OTHER THAN RETAIL SALES	MWh

2022 POWER SOURCE DISCLOSURE ANNUAL REPORT
SCHEDULE 2: RETIRED UNBUNDLED RECS
For the Year Ending December 31, 2022
Peninsula Clean Energy Authority
ECO100

INSTRUCTIONS: Enter information about retired unbundled RECs associated with this electricity portfolio. Insert additional rows as needed. All fields in white should be filled out. Fields in grey auto-populate as needed and should not be filled out.

Total Retired Unbundled RECs	-

RETIRED UNBUNDLED RECS				
Facility Name	Fuel Type	State or Province	RPS ID	Total Retired (in MWh)

2022 POWER SOURCE DISCLOSURE ANNUAL REPORT
SCHEDULE 3: POWER CONTENT LABEL DATA
For the Year Ending December 31, 2022
Peninsula Clean Energy Authority
ECO100

Instructions: No data input is needed on this schedule. Retail suppliers should use these auto-populated calculations to fill out their Power Content Labels.

	Adjusted Net Procured (MWh)	Percent of Total Retail Sales
Renewable Procurements	286,706	100.0%
Biomass & Biowaste	-	0.0%
Geothermal	-	0.0%
Eligible Hydroelectric	-	0.0%
Solar	143,353	50.0%
Wind	143,353	50.0%
Coal	-	0.0%
Large Hydroelectric	-	0.0%
Natural gas	-	0.0%
Nuclear	-	0.0%
Other	-	0.0%
Unspecified Power	-	0.0%
Total	**286,706**	**100.0%**

Total Retail Sales (MWh)	**286,706**

GHG Emissions Intensity (converted to lbs CO_2e/MWh)	**-**

Percentage of Retail Sales Covered by Retired Unbundled RECs	**0.0%**

2022 POWER SOURCE DISCLOSURE ANNUAL REPORT
ATTESTATION FORM
For the Year Ending December 31, 2022
Peninsula Clean Energy Authority
ECO100

I, ____Janis C. Pepper_____,
_Chief Executive Officer_____, declare under penalty of perjury, that the information provided in this report is true and correct and that I, as an authorized agent of ,
____Peninsula Clean Energy Authority_____, have authority to submit this report on the retail supplier's behalf. I further declare that all of the electricity claimed as specified purchases as shown in this report was sold once and only once to retail customers.
Name: ____Janis C. Pepper_____
Representing (Retail Supplier):____Peninsula Clean Energy Authority_____
Signature: Janis C. Pepper
Dated: May 31, 2023
Executed at: Redwood City, CA

2022 POWER SOURCE DISCLOSURE ANNUAL REPORT
For the Year Ending December 31, 2022

Retail suppliers are required to use the posted template and are not allowed to make edits to this format. Please complete all requested information.

GENERAL INSTRUCTIONS

RETAIL SUPPLIER NAME
Peninsula Clean Energy Authority

ELECTRICITY PORTFOLIO NAME
Green Access

CONTACT INFORMATION	
NAME	Roy Xu
TITLE	Director of Power Resources
MAILING ADDRESS	2075 Woodside Road
CITY, STATE, ZIP	Redwood City, CA 94061
PHONE	650-817-7076
EMAIL	rxu@peninsulacleanenergy.com
WEBSITE URL FOR PCL POSTING	www.peninsulacleanenergy.com

Submit the Annual Report and signed Attestation in PDF format with the Excel version of the Annual Report to PSDprogram@energy.ca.gov. Remember to complete the Retail Supplier Name, Electricity Portfolio Name, and contact information above, and submit separate reports and attestations for each additional portfolio if multiple were offered in the previous year.

NOTE: Information submitted in this report is not automatically held confidential. If your company wishes the information submitted to be considered confidential an authorized representative must submit an application for confidential designation (CEC-13), which can be found on the California Energy Commissions's website at https://www.energy.ca.gov/about/divisions-and-offices/chief-counsels-office.

If you have questions, contact Power Source Disclosure (PSD) staff at PSDprogram@energy.ca.gov or (916) 639-0573.

INTRODUCTION

Retail suppliers are required to submit separate Annual Reports for each electricity portfolio offered to California retail consumers in the previous calendar year. Enter the Retail Supplier Name and Electricity Portfolio Name at the top of Schedule 1, Schedule 2, Schedule 3, and the Attestation.

A complete Annual Report includes the following tabs:

PSD Intro
Instructions
Schedule 1 - Procurements and Retail Sales
Schedule 2 - Retired Unbundled Renewable Energy Credits (RECs)
Schedule 3 - Annual Power Content Label Data
GHG Emissions Factors
Asset-Controlling Supplier (ACS) Procurement Calculator
PSD Attestation

INSTRUCTIONS

Schedule 1: Procurements and Retail Sales

Retail suppliers of electricity must complete this schedule by entering information about all power procurements and generation that served the identified electricity portfolio covered in this filing in the prior year. The schedule is divided into sections: directly delivered renewables, firmed-and-shaped imports, specified non-renewables, and procurements from ACSs. Insert additional rows as needed to report all procurements or generation serving the subject product. Provide the annual retail sales for the subject product in the appropriate space. At the bottom of Schedule 1, provide the retail suppliers' other electricity end-uses that are not retail sales, such as transmission and distribution losses. Retail suppliers shall submit a purchase agreement or ownership arrangement documentation substantiating that any eligible firmed-and-shaped product for which it is claiming an exclusion was executed prior to January 1, 2019. **Any retail supplier that offered multiple electricity portfolios in the prior year must submit separate Annual Reports for each portfolio offered.**

Specified Purchases: A Specified Purchase refers to a transaction in which electricity is traceable to specific generating facilities by any auditable contract trail or equivalent, such as a tradable commodity system, that provides commercial verification that the electricity claimed has been sold once and only once to retail consumers. Do not enter data in the grey fields. For specified purchases, include enter following information for each line item:

Facility Name - Provide the name used to identify the facility.
Fuel Type - Provide the resource type (solar, natural gas, etc.) that this facility uses to generate electricity.
Location - Provide the state or province in which the facility is located.
Identification Numbers - Provide all applicable identification numbers from the Western Renewable Energy Generation Information System (WREGIS), the Energy Information Agency (EIA), and the California Renewables Portfolio Standard (RPS).
Gross Megawatt Hours Procured - Provide the quantity of electricity procured in MWh from the generating facility.
Megawatt Hours Resold - Provide the quantity of electricity resold at wholesale.

Unspecified Power: Unspecified Power refers to electricity that is not traceable to specific generation sources by any auditable contract trail or equivalent, or to power purchases from a transaction that expressly transferred energy only and not the RECs associated from a facility. **Do not enter procurements of unspecified power**. The schedule will calculate unspecified power procurements automatically.

Schedule 2: Retired Unbundled RECs

Complete this schedule by entering information about unbundled REC retirements in the previous calendar year.

Schedule 3: Annual Power Content Label Data

This schedule is provided as an automated worksheet that uses the information from Schedule 1 to calculate the power content and GHG emissions intensity for each electricity portfolio. The percentages calculated on this worksheet should be used for your Power Content Label.

ACS Resource Mix Calculator

Retail suppliers may report specified purchases from ACS system power if the ACS provided its fuel mix of its specified system mix to the Energy Commission. Use the calculator to determine the resource-specific procurement quantities, and transfer them to Schedule 1.

GHG Emissions Factors

This tab will be displayed for informational purposes only; it will not be used by reporting entities, since the emissions factors below auto-populate in the relevant fields on Schedules 1 & 3.

Attestation

This template provides the attestation that must be submitted with the Annual Report to the Energy Commission, stating that the information contained in the applicable schedules is correct and that the power has been sold once and only once to retail consumers. This attestation must be included in the package that is transmitted to the Energy Commission. Please provide the complete Annual Report in Excel format and the complete Annual Report with signed attestation in PDF format as well.

2022 POWER SOURCE DISCLOSURE ANNUAL REPORT
SCHEDULE 1: PROCUREMENTS AND RETAIL SALES
For the Year Ending December 31, 2022
Peninsula Clean Energy Authority
Green Access

Instructions: Enter information about power procurements underlying this electricity portfolio for which your company is filing the Annual Report. Insert additional rows as needed. All fields in white should be filled out. **Fields in grey auto-populate as needed and should not be filled out.** For EIA IDs for unspecified power or specified system mixes from asset-controlling suppliers, enter "Unspecified Power", "BPA", or "Tacoma Power" as applicable. For specified procurements of ACS power, use the ACS Procurement Calculator to calculate the resource breakdown comprising the ACS system mix. **Procurements of unspecified power must not be entered as line items below; unspecified power will be calculated automatically in cell N9**. Unbundled RECs must not be entered on Schedule 1; these products must be entered on Schedule 2. At the bottom portion of the schedule, provide the other electricity end-uses that are not retail sales including, but not limited to transmission and distribution losses or municipal street lighting. Amounts should be in megawatt-hours.

Retail Sales (MWh)	**6,501**
Net Specified Procurement (MWh)	7,634
Unspecified Power (MWh)	-
Procurement to be adjusted	1,133
Net Specified Natural Gas	-
Net Specified Coal & Other Fossil Fuels	-
Net Specified Nuclear, Large Hydro, Renewables, and ACS Power	7,634
GHG Emissions (excludes grandfathered emissions)	0
GHG Emissions Intensity (in MT CO_2e/MWh)	0.0000

DIRECTLY DELIVERED RENEWABLES

Facility Name	Fuel Type	State or Province	WREGIS ID	RPS ID	N/A	EIA ID	Gross MWh Procured	MWh Resold	Net MWh Procured	Adjusted Net MWh Procured	GHG Emissions Factor (in MT CO_2e/MWh)	GHG Emissions (in MT CO_2e)	N/A
Goose Lake Solar	Solar	CA	W4151	62357A		59086	7634		7,634	6,501	-	-	
									-	-	#N/A		
									-	-	#N/A		
									-	-	#N/A		
									-	-	#N/A		
									-	-	#N/A		
									-	-	#N/A		
									-	-	#N/A		
									-	-	#N/A		
									-	-	#N/A		

FIRMED-AND-SHAPED IMPORTS

Facility Name	Fuel Type	State or Province	WREGIS ID	RPS ID	EIA ID of REC Source	EIA ID of Substitute Power	Gross MWh Procured	MWh Resold	Net MWh Procured	Adjusted Net MWh Procured	GHG Emissions Factor (in MT CO_2e/MWh)	GHG Emissions (in MT CO_2e)	Eligible for Grandfathered Emissions?
									-	-	#N/A		
									-	-	#N/A		
									-	-	#N/A		
									-	-	#N/A		
									-	-	#N/A		

SPECIFIED NON-RENEWABLE PROCUREMENTS

Facility Name	Fuel Type	State or Province	N/A	N/A	N/A	EIA ID	Gross MWh Procured	MWh Resold	Net MWh Procured	Adjusted Net MWh Procured	GHG Emissions Factor (in MT CO_2e/MWh)	GHG Emissions (in MT CO_2e)	N/A
									-	-	#N/A		
									-	-	#N/A		
									-	-	#N/A		
									-	-	#N/A		
									-	-	#N/A		
									-	-	#N/A		
									-	-	#N/A		
									-	-	#N/A		
									-	-	#N/A		

PROCUREMENTS FROM ASSET-CONTROLLING SUPPLIERS

Facility Name	Fuel Type	N/A	N/A	N/A	N/A	EIA ID	Gross MWh Procured	MWh Resold	Net MWh Procured	Adjusted Net MWh Procured	GHG Emissions Factor (in MT CO_2e/MWh)	GHG Emissions (in MT CO_2e)	N/A
										-	#N/A		
										-	#N/A		
										-	#N/A		
										-	#N/A		

END USES OTHER THAN RETAIL SALES	MWh

2022 POWER SOURCE DISCLOSURE ANNUAL REPORT
SCHEDULE 2: RETIRED UNBUNDLED RECS
For the Year Ending December 31, 2022
Peninsula Clean Energy Authority
Green Access

INSTRUCTIONS: Enter information about retired unbundled RECs associated with this electricity portfolio. Insert additional rows as needed. All fields in white should be filled out. Fields in grey auto-populate as needed and should not be filled out.

Total Retired Unbundled RECs	-

RETIRED UNBUNDLED RECS				
Facility Name	Fuel Type	State or Province	RPS ID	Total Retired (in MWh)

2022 POWER SOURCE DISCLOSURE ANNUAL REPORT
SCHEDULE 3: POWER CONTENT LABEL DATA
For the Year Ending December 31, 2022
Peninsula Clean Energy Authority
Green Access

Instructions: No data input is needed on this schedule. Retail suppliers should use these auto-populated calculations to fill out their Power Content Labels.

	Adjusted Net Procured (MWh)	Percent of Total Retail Sales
Renewable Procurements	6,501	100.0%
Biomass & Biowaste	-	0.0%
Geothermal	-	0.0%
Eligible Hydroelectric	-	0.0%
Solar	6,501	100.0%
Wind	-	0.0%
Coal	-	0.0%
Large Hydroelectric	-	0.0%
Natural gas	-	0.0%
Nuclear	-	0.0%
Other	-	0.0%
Unspecified Power	-	0.0%
Total	**6,501**	**100.0%**

Total Retail Sales (MWh)	**6,501**

GHG Emissions Intensity (converted to lbs CO_2e/MWh)	**-**

Percentage of Retail Sales Covered by Retired Unbundled RECs	**0.0%**

2022 POWER SOURCE DISCLOSURE ANNUAL REPORT
ATTESTATION FORM
For the Year Ending December 31, 2022
Peninsula Clean Energy Authority
Green Access

I, ____Janis C. Pepper_____,
__Chief Executive Officer__, declare under penalty of perjury, that the information provided in this report is true and correct and that I, as an authorized agent of __Peninsula Clean Energy Authority_____, have authority to submit this report on the retail supplier's behalf. I further declare that all of the electricity claimed as specified purchases as shown in this report was sold once and only once to retail customers.
Name: _____Janis C. Pepper_____
Representing (Retail Supplier):_____Peninsula Clean Energy Authority___
Signature: Janis C. Pepper
Dated: May 31, 2023
Executed at: Redwood City, CA

PENINSULA CLEAN ENERGY

PENINSULA CLEAN ENERGY AUTHORITY
JPA Board Correspondence

DATE: September 22, 2023
BOARD MEETING DATE: September 28, 2023
SPECIAL NOTICE/HEARING: None
VOTE REQUIRED: None

TO: Honorable Peninsula Clean Energy Authority (PCEA) Board of Directors

FROM: Shawn Marshall, Chief Executive Officer

SUBJECT: CEO Report

REPORT
This report is provided monthly to the Board of Directors and is informational only.

Surplus Funds Ad-Hoc Subcommittee

The Ad-Hoc Surplus Funds Subcommittee held its third meeting on September 8 and made good progress diving further into the topics of PCE reserves/days cash on hand, additional rate discounts and one-time rebates for CARE/FERA customers. The next meeting on September 27 will focus on the two remaining allocation categories – customer programs and local PCE-owned generation. The committee is on track to bring recommendations to the CAC, Executive Committee and Board at their November meetings.

Below is a recap of the proposed timeline and gameplan.

MTGS.	TIMEFRAME	TOPICS/FOCUS
1	July 18	Kick-off; committee purpose, scope, gameplan; guiding principles, PCE background info/staff presentations
2	August 9	Carry over items and staff presentations from meeting 1; discussion of proposed funding categories
3/4	Sept 8 and 27	Evaluative framework; discussion of various funding options across allocation categories including specific impacts and cost estimates
5	Mid-October	Finalize discussions and craft recommendations
Recommendations	November	CAC, Executive Committee, Board for adoption

Thank you to our Interns!

PCE hosted its first cohort of seven college interns this past summer, and by all accounts it was a successful program for PCE and the students. We extend a warm thanks to the PCE departments who hosted interns as well as the students who joined us:

Power Resources – Load Forecasting
Carlos Collado Capell assisted the Power Resources team with focus on three key projects:

- Building Electrification Forecast: Carlos built a sophisticated, long-term hourly forecast of Building Electrification loads using ACS 2019, RASS and EnergySTAR data. The forecast uses assumptions of the expected penetration of electric appliances, including space conditioning, water heating, cooking, and clothes drying.

- Actual vs Forecast Load Divergence Modeling: Carlos investigated a trend we have observed in loads over the past ~12 months, specifically that solar hour load is higher than expected, and evening hour load is lower than expected. Carlos built a model in python (using a random forest algorithm) to assess the contribution of various factors to this load divergence.

- Behind-the-Meter generation Load Disaggregation: Carlos disaggregated our historic load data into consumption and generation portions, based on actual weather data and modeling of likely behind-the-meter generation (using PG&E interconnection data to inform the capacity of behind-the-meter assets online over time).

Energy Programs – EV
Sophia Young performed customer research and a landscape analysis for our Used EV and ebikes programs as part of an internal evaluation process. Overall context for these programs has changed, and her analysis helped us figure out what changes PCE should be making in the future. One critical assignment was her analysis of local used EV price changes over the past year and what that means for the future of our used EV program.

Energy Programs – Building Electrification
Zachary Meyer assisted the BE team with two projects that involved reviewing data from the Appliance Rebate Program:

- Review of gas data in homes that had received a heat pump HVAC rebate as part of a QA process to validate gas furnaces had been fully decommissioned and gas usage decreased as expected.

- Review of Invoice documentation for all rebate projects to document findings, such as discrepancy rate between invoice cost vs. self-reported cost in application and identify trends in what sorts of things are generally included in the installation's cost.

Marketing and Community Relations – Energy Equity
Emilia Groupp assisted the Marketing and Community Relations team in the area of Energy Equity research. She worked on several key projects, including:

- A review of definitions of, and best practices in, implementing energy equity

- Research methods to consider wealth as criteria for program eligibility
- A review of equity decision guidelines in public agencies
- Research best practices for DEAI implementation in general and in similar organizations.

She presented her findings to a larger PCE audience in August.

A Successful Staff Retreat
A big thank you to the Board of Directors for supporting our off-site staff retreat on September 20-21 at Costanoa in Pescadero. With so many new staff members, a new CEO, and a team that works primarily remotely, the opportunity to gather in person to discuss current and future strategy, internal operations and to get to know one another better was invaluable. We look forward to bringing some of our key takeaways and ideas to the Board at its retreat on November 16, 2023.

Industry Events & PCE in the Community

- On September 26-27, the CEO will be attending the annual Cal-CCA Board retreat hosted this year by Sonoma Clean Power.
- CEO attends monthly California Community Power (CCPower) Board meetings.

Friday Office Hours

The new Friday morning office hours are going well and participation is growing. If you would like to schedule a brief virtual meeting to talk about the topic(s) of your choice, please schedule using this link.

Posted Positions - Please help us spread the word!

Chief Operating Officer
Chief Financial Officer / Director of Finance and Administration
Los Banos Community Relations Associate Manager/Manager

PENINSULA CLEAN ENERGY
JPA Board Correspondence

DATE: Sept. 12, 2023
BOARD MEETING DATE: Sept. 28, 2023
SPECIAL NOTICE/HEARING: None
VOTE REQUIRED: Yes

TO: Honorable Peninsula Clean Energy Authority Board of Directors

FROM: Rafael Reyes, Director of Energy Programs
Phillip Kobernick, Senior Programs Manager

SUBJECT: Approval of $524,500 contract extension with CLEAResult to provide technical assistance services in the EV Ready program

RECOMMENDATION

Approval of a three-year, $524,500 contract extension with CLEAResult, for a revised contract total of $2,524,500, to provide technical assistance services to site hosts in the EV Ready program.

BACKGROUND

In December 2018, the Board approved a 4-year, $16 million EV charging infrastructure program intended to accelerate EV adoption in San Mateo County. The funds include $12 million in incentives, technical assistance, workforce development, and other program costs.

In January 2019, Peninsula Clean Energy submitted a joint application to the California Energy Commission (CEC) with Silicon Valley Clean Energy (SVCE), San Jose Clean Energy (SJCE), City of Palo Alto and Silicon Valley Power (SVP) for additional State funding for EV infrastructure through the California Electric Vehicle Incentive Project (CALeVIP). PCE was successful in attracting an additional $12 million to San Mateo County from the CEC through the CALeVIP program – increasing the available incentive pool to $24 million over 4 years.

The incentives for San Mateo County were originally organized into two pools: $20 million in CALeVIP (focused primarily on fast charging, public and workplace), of which $12 million was from the CEC and $8M was from PCE; and an additional $4 million in a dedicated pool administered by PCE to address gaps in the CALeVIP program including multi-family housing, Level 1 charging, new construction, and other segments. The PCE program, called “EV Ready,” launched in fall 2020. In August 2022, Peninsula Clean Energy elected to directly administer the not-yet-approved pool of funds that were

previously administered through CALeVIP, worth approximately $4 million, by adding these funds to the PCE-administered EV Ready pool of funds.

Since these changes were made, the EV Ready program has grown significantly. There are now over 130 active EV charging incentive projects in progress, representing more than 2,000 charging ports. 528 charging ports have already been installed, over half of which are at multi-family properties like apartments and condos, as outlined in the table below. 349 of these chargers have been installed in PCE's directly administered pool of funds for a total of about $803,000 in incentives and 179 chargers have been installed as part of the CALeVIP program for a total of about $1,049,000 in incentives, highlighting PCE's focus on more cost-effective chargers that are quicker to install.

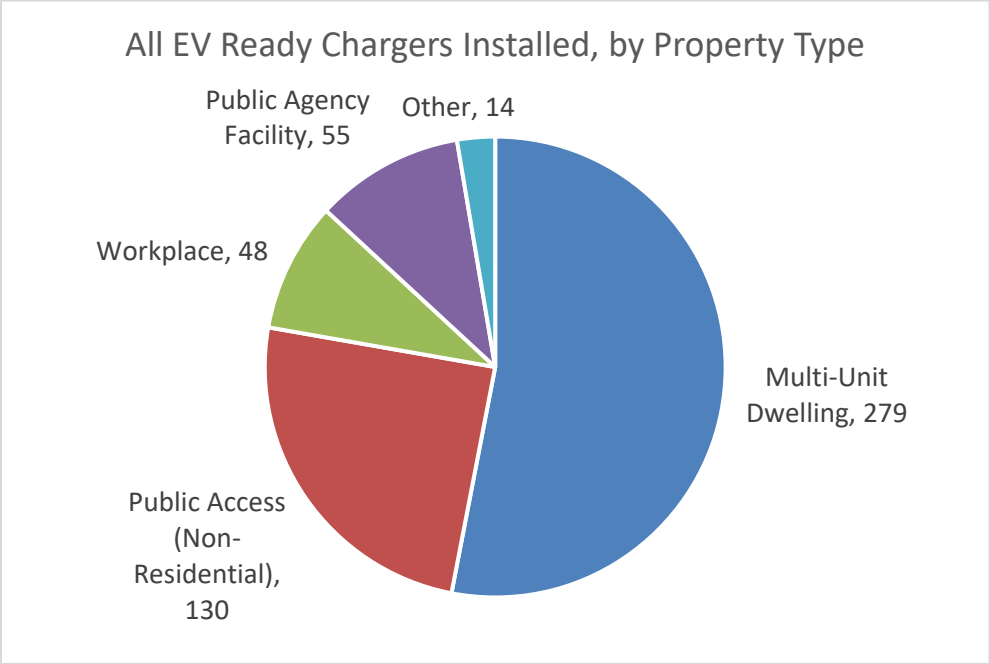

Since the program launch, PCE, through its contract with CLEAResult, has provided optional, but recommended, technical assistance to customers planning to install EV charging. This technical assistance provides customers with education on various EV charging options, including "right-sized" and lower-cost opportunities, project planning guidance, electrical load studies, various site design options, contractor referrals (if requested), and access to negotiated pricing on EV charging equipment. The key deliverable that customers receive is a "Charging Evaluation," which provides three EV charging design options: 1) what the customer initially requested, 2) a larger and more cost-effective project that adds more charging at an average lower cost per charger, and 3) a final design option that maximizes available incentives and/or adds as much charging as is feasible. There are currently 220 properties receiving these technical assistance services, representing a potential of 1,800 charging ports in design.

PCE's right-sizing EV charging strategy, as implemented with customers receiving technical assistance, has demonstrated how to install more cost-effective EV charging that minimizes the need for time-consuming electrical service upgrades from PG&E. This strategy relies upon Level 1 and power-managed Level 2 charging for long-dwell parking

applications like overnight charging at multi-family residential locations. These charging solutions meet the typical daily needs of nearly all EV drivers while allowing for many more chargers to be added to energy-constrained properties than traditional, full-power, Level 2 charging stations. They are also much less expensive. PCE's average costs are $3,500 per charger, 5 times less expensive than PG&E's average costs. Level 1 charging is even more affordable, costing around $2,400 per outlet and enabling some customers to install these chargers with no out-of-pocket costs with PCE's incentives. This strategy has been subsequently adopted by other CCAs and agencies such as Silicon Valley Clean Energy's FutureFit Assist program, the California Energy Commission's Reliable, Equitable, and Accessible Charging for Multi-Family Housing (REACH) program, and PG&E's new Multi-Family and Small Business Direct Install Pilot. Level 1 charging was also first added as a proposed charging option in the upcoming state CALGreen building code cycle.

The technical assistance offering has proved to be a vital component of the EV Ready program by enabling customers to increase the scope of their projects. Customers receiving technical assistance in the EV Ready program have, on average, doubled the number of EV chargers from what they initially requested. Multi-family properties have been a particular focus of the program and these have seen an average increase of two and a half times the initially requested number of ports on average. Empowering multifamily property managers to so significantly expand the scope of their EV charging projects is a priority for ensuring equitable access as residents of these properties have historically adopted EVs at lower rates than residents of single-family homes, due to a lack of home charging options. In addition, 12 Affordable Housing projects with providers such as Mercy Housing, Bridge Housing, and MidPen Housing are currently enrolled in the technical assistance program to provide EV charging for their residents.

The contract with CLEAResult to provide these technical assistance services was originally approved by the Board of Directors in August 2019 and its current term is from December 2019 to December 2023.

DISCUSSION

Peninsula Clean Energy executed a four-year contract with CLEAResult in November 2019 with a total contract value of $2 million. The contract contains three components: 1) Program Administration & Marketing, 2) Charging Evaluations, and 3) a performance incentive when EV chargers are installed, as outlined in the table below. Charging Evaluations are the deliverable that a technical-assistance customer receives, and they include charging installation options for the customer's consideration and selection.

Table 1: Original CLEAResult Contract Payment Structure

Category	Amount	Share	Rate
Program Administration & Marketing	$550,000	31%	
Performance (Charging Evaluations)	$1,150,000	58%	$2,875 per Charging Evaluation
Charging Port Bonus	$215,000	11%	$215 per charging port installed, after 2,500 ports

Total	$2,000,000		

Staff are satisfied with CLEAResult's performance and have negotiated a contract extension that adds additional time and value to the contract and also makes modifications to the payment structure. The changes are reflective of a significantly changed landscape from when the program first launched. For instance, CALeVIP was originally projected to have provided over 2,000 charging ports but will ultimately provide fewer than 800 due to widespread cancellations. As a result, PCE has taken a much more direct role in administering incentives and managing customers. The resulting contract change modifies the Charging Port Bonus to apply to only chargers installed by technical assistance customers and to start sooner (at 250 ports vs 2,500 ports), reflecting the substantial reduction of expected CALeVIP charging ports and the need for PCE to generate new projects.

Another contract modification is the change in the price of Charging Evaluations and Charging Port Bonuses. These changes are intended to put more focus and value on projects that are more likely to result in charger installations. Charging Evaluation costs will be reduced from $2,875 to $1,950 each and Charging Port Bonuses will be increased from $215 each to $480 each, and as mentioned previously, will only apply to chargers installed by technical assistance customers. These modifications are outlined in the table below.

Table 2: Proposed CLEAResult Contract Payment Structure Revision

Category	Amount	Share	Rate
Program Administration & Marketing	$900,000	36%	
Performance (Charging Evaluations)	$1,024,000	41%	Up to 180 Charging Evaluations ($2,875 each) Charging Evaluations 181 to 440 ($1,950 each)
Charging Port Bonus	$600,000	24%	$480 per charging port installed, after 250 ports installed by Technical Assistance customers
Total	$2,524,500		

FISCAL IMPACT

A total $524,500 in additional funding is being proposed to the CLEAResult contract for a modified contract value of $2,524,500. Funding for this project has been included in the Board-approved FY 2024 budget.

STRATEGIC PLAN

Goal 3 – Community Energy Programs:

- Objective A: Develop market momentum for electric transportation

    - Key Tactic 1: Drive personal electrified transportation to majority adoption
- Objective B: Deliver tangible benefits throughout our diverse communities
    - Key Tactic: Expand charging access and equity to low income communities

ATTACHMENTS

- Contract Amendment 2
- Resolution

RESOLUTION NO. _____

PENINSULA CLEAN ENERGY AUTHORITY, COUNTY OF SAN MATEO, STATE OF CALIFORNIA

* * * * * *

RESOLUTION DELEGATING AUTHORITY TO THE CHIEF EXECUTIVE OFFICER TO FINALIZE AND EXECUTE A CONTRACT AMENDMENT WITH CLEARESULT TO INCREASE THE CONTRACT BY $524,500 FOR A TOTAL OF UP TO $2,524,500 AND EXTEND THE CONTRACT THROUGH DECEMBER 31, 2026

RESOLVED, by the Peninsula Clean Energy Authority of the County of San Mateo, State of California, that

WHEREAS, Peninsula Clean Energy was formed on February 29, 2016; and

WHEREAS, Peninsula Clean Energy's Board-approved program roadmap includes expanding access to charging, thereby increasing adoption of electric vehicles to reduce greenhouse gases; and

WHEREAS, in December 2018, the Peninsula Clean Energy Board of Directors approved $16 million in funds for a 4-year EV charging infrastructure program, which came to be called the "EV Ready" program; and

WHEREAS, technical assistance supports electric vehicle charging infrastructure deployment by providing education and technical project support to decrease barriers to install charging; and

WHEREAS, in August 2019, the Peninsula Clean Energy Board of Directors approved a $2 million contract with a Technical Assistance Contractor; and

WHEREAS, CLEAResult was selected as the Technical Assistance Contractor in 2019 as the result of a competitively issued solicitation; and

WHEREAS, CLEAResult has provided satisfactory performance and Peninsula Clean Energy would like CLEAResult to continue to provide technical assistance services; and

WHEREAS, the Board wishes to delegate to the Chief Executive Officer authority to execute the amended agreement with CLEAResult to support customers seeking to install electric vehicle chargers with technical assistance.

NOW, THEREFORE, IT IS HEREBY DETERMINED AND ORDERED that the Board delegates authority to the Chief Executive Officer to finalize and execute the amendment with CLEAResult to increase the contract by $524,500 for a total of up to $2,524,500 and extend the contract through December 31, 2026 in a form approved by the General Counsel.

* * * * * *

AMENDMENT NO. 2 TO AGREEMENT BETWEEN PENINSULA CLEAN ENERGY AUTHORITY AND CLEARESULT CONSULTING INC.

THIS AMENDMENT TO THE AGREEMENT, entered into this XX th day of September, 2023 by and between PENINSULA CLEAN ENERGY AUTHORITY, a California joint powers authority, hereinafter called "PCEA," and CLEAResult Consulting Inc. hereinafter called "Contractor";

W I T N E S S E T H:

WHEREAS, the parties entered into an Agreement on November 20, 2019 for the purpose of implementing the Electrical Vehicle Charging Infrastructure Technical Assistance Consultant Program ("Agreement"); and

WHEREAS, the parties wish to extend the contract termination date from December 31, 2023 to December 31, 2026 and further amend the Agreement as described below.

NOW, THEREFORE, IT IS HEREBY AGREED BY THE PARTIES HERETO AS FOLLOWS:

1. Except as expressly amended herein, all other provisions of the Agreement shall remain in full force and effect.

2. This Amendment No. 2 shall take effect upon the date of execution by both parties.

3. The text of Section 3 "Payments" shall be replaced in its entirety with:

   In consideration of the services provided by Contractor in accordance with all terms, conditions, and specifications set forth in this Agreement and in Exhibit A, PCEA shall make payment to Contractor based on the rates and in the manner specified in Exhibit A. PCEA reserves the right to withhold payment if PCEA determines that the quantity or quality of the work performed is unacceptable, provided PCEA notifies Contractor of the specific issues with the work performed before payment is due. In no event shall PCEA's total fiscal obligation under this Agreement exceed two million, five hundred and twenty-four thousand and five hundred dollars ($2,524,500). In the event that the PCEA makes any advance payments, Contractor agrees to refund any amounts in excess of the amount owed by the PCEA at the time of contract termination or expiration.

4. The text of Section 4 "Term" shall be replaced in its entirety with:

   Subject to compliance with all terms and conditions, the term of this Agreement shall be from December 1, 2019, through December 31, 2026.

5. The text of section 19 "Notices" shall be replaced in its entirety with:

Any notice, request, demand, or other communication required or permitted under this Agreement shall be deemed to be properly given when both: (1) transmitted via facsimile to the telephone number listed below or transmitted via email to the email address listed below; and (2) sent to the physical address listed below by either being deposited in the United States mail, postage prepaid, or deposited for overnight delivery, charges prepaid, with an established overnight courier that provides a tracking number showing confirmation of receipt.

In the case of PCEA, to:

Name/Title: Shawn Marshall, Chief Executive Officer
Address: 2075 Woodside Road, Redwood City, CA 94061
Telephone: 650-260-0100
Email: smarshall@peninsulacleanenergy.com

In the case of Contractor, to:

Name/Title: Legal Department, CLEAResult
Address: 2000 SW First Ave, Suite 220,
Portland, OR 97201
Email: legal@clearesult.com

6. The text of "PCE EV Charging Infrastructure Technical Assistance Consultant SOW: Contract Payment Structure and Schedule" shall be replaced in its entirety with:

6 Contract Payment Structure and Schedule

1. Payment Structure

Payment to Contractor will be based on Time & Materials, Performance payments, and Bonus payments, as outlined below.

The payment structure described herein reflects payments amounts from initial contract execution until the execution of amendment 2 and revised payments amounts from the execution of amendment 2 through the end of the revised contract term.

Payment structure from initial contract execution until execution of amendment 2

Payment Structure

Category	Amount	Share	Applicable Rate
Time & Materials		31%	

Program Management	$555,000		
Marketing	$80,000		
Performance	$1,150,00	58%	$2875/ site assessment
Bonus	$215,000	11%	$215/ port for all ports installed after 2500 ports
Total	$2,000,000		

Time and Materials Schedule

Role	Hourly Rate
Program Director	$206
Operations Manager	$120
Sr. Consultant	$139
Sr. Electrical Engineer	$160
Account Manager	$95
Marketing Manager	$112
Creative Director	$165
Graphic Designer	$80
Copy Editor	$84
Web Developer	$131
IT Developer	$152

Payment structure from execution of amendment 2 through revised contract term

Payment Structure

Category	Amount	Share	Applicable Rate
Program Management & Marketing (Time & Materials)	$900,000	36%	
Performance	$1,024,500	41%	Up to 180@ $2875/ Charging Evaluation, 181 to 440 @ $1950/ Charging Evaluation
Bonus	$600,000	24%	$480/ port for all ports installed after 250 TA ports (see Section 2.c. below)
Total	$2,524,500		

Time and Materials Schedule

Role	Hourly Rate
Program Director	$240

Operations Manager	$143
Sr. Consultant	$162
Sr. Electrical Engineer	$187
Account Manager	$112
Sr. Energy Auditor	$96
Energy Engineer 5	$187
Energy Engineer 2	$135
Marketing Manager	$126
Creative Director	$201
Graphic Designer	$99
Copy Editor	$102
Web Developer	$161
IT Developer	$188

There will be an annual price escalation to the lesser of the two: 12-month employment cost index as reported by the Bureau of Labor Statistics or 7 percent. Annual price escalation is to not be less than 3 percent.

Additional roles and rates may be added to the table with written permission of PCE.

2. Payment Schedule

Payment to consultant shall be scheduled as follows:

a. Program Management and Marketing
   i. Fees shall be billed on a time and materials according to the above Time and Materials Schedule, to be invoiced no more than monthly on a net 30 schedule.
   ii. Total billings may not exceed the above budgeted amounts.

b. Performance
   i. Site assessment (e.g. “Power Parking Assessment” or “Charging Evaluation”) fees may be invoiced with the monthly invoices identified in the Payment Structure table above. Site assessments must have delivered to PCE the tasks outlined in Section 2.6 “Power Parking Assessment.”
   ii. The first 180 Charging Evaluations completed prior to amendment 2 shall be invoiced by Contractor at $2,875

each. Charging Evaluations 181 through 440 shall be invoiced by Contractor at $1,950 each.

iii. Total billings may not exceed the above budgeted amounts.

c. Bonus

i. Bonus fees may be invoiced with the monthly invoices identified in the Payment Structure table above.

ii. Ports counted for the Bonus only include ports that have been installed from a customer that has received a Charging Evaluation from Contractor. The first 250 Bonus ports shall be provided at no cost to PCEA. Ports installed after the first 250 ports shall be invoiced by Contractor at $480 each.

iii. Make Ready Circuits installed per mutually determined design guidelines shall be counted as one half (.5) ports for the purpose of calculating the installation goal.

iv. Total billings may not exceed the above budgeted amounts.

d. Services Schedule

i. Program Management & Marketing and Performance tasks and payments will occur through December 31, 2025.

ii. Bonus payments will occur through the entire revised contract term, to allow for Bonus port payments to occur when customers install ports within the year following the termination of Program Management & Marketing and Performance tasks.

IN WITNESS WHEREOF, the parties hereto have executed this Amendment as set forth below.

PENINSULA CLEAN ENERGY AUTHORITY

By:

Chief Executive Officer, Peninsula Clean Energy Authority

Date:

ATTEST:

By:

Clerk of Said Board

CLEAResult Consulting Inc.

Contractor’s Signature

Date:

PENINSULA CLEAN ENERGY AUTHORITY
Board Correspondence

DATE: September 18, 2023
BOARD MEETING DATE: September 28, 2023
SPECIAL NOTICE/HEARING: None
VOTE REQUIRED: None

TO: Honorable Peninsula Clean Energy Authority Board of Directors

FROM: Marc Hershman, Director of Government Affairs

SUBJECT: Update on Peninsula Clean Energy's Activities in the 2023-2024 Legislative Session

BACKGROUND:

With the conclusion of the 2023 legislative session in Sacramento, Peninsula Clean Energy Government Affairs Director Marc Hershman and our lobbyist Mark Fenstermaker of Pacific Partners, will provide the Board of Directors with an oral report of legislative activities and results.

SACRAMENTO SUMMARY:

On Thursday, September 14, 2023 the legislature completed its business for this year and recessed until January 3, 2024.

Notable recent developments in 2023 included the change in leadership of the state Assembly that occurred on July 1. Assemblymember Robert Rivas (D-Hollister) became the Speaker of the State Assembly, replacing Speaker Anthony Rendon. That change set in motion several other changes in the Assembly. Among them, San Mateo County Assembly Member Diane Papan is now a part of the leadership team.

Additionally, Los Banos's representative in the state Assembly, Esmeralda Soria, is the new chair of the Committee on Agriculture and she was also given a seat on the Appropriations Committee.

The State Senate is also undertaking a change in leadership. Senator Mike McGuire (D-Healdsburg) has been elected as the next Senate Pro Tem. He is set to replace the current Pro Tem, Senator Toni Atkins, sometime in early 2024, and he has many operational CCAs in his District.

PENINSULA CLEAN ENERGY SPONSORED LEGISLATION - BROWN ACT BILL

SB 537, introduced by Senator Josh Becker and sponsored by Peninsula Clean Energy, addresses the ability of board members of multi-jurisdictional bodies, like ours, to attend meetings virtually from remote locations.

SB 537 did not get a vote on the floor of the Assembly before the end of the 2023 session. It is eligible to be taken up in 2024 as a two-year bill. We are most grateful to Senator Josh Becker and his staff for their unwavering efforts to bring SB 537 forward through the legislative process.

We also wish to acknowledge the continuing support of the Bay Area Air Quality Management District for providing lead testimony in each of the legislative hearings.

We greatly appreciate the many letters of support for SB 537 from local jurisdictions and elected officials. These include Atherton, Brisbane, Burlingame, Colma, Menlo Park, San Bruno, San Carlos, San Mateo, South San Francisco, Menlo Park Councilmember Betsy Nash, and Hillsborough Councilmember Leslie Ragsdale.

In addition to local support, letters and official support was also lodged by the Bay Area Air Quality Management District, California Association of Councils of Governments, League of California Cities, CalCCA, Streets for All, Los Angeles County Sanitation Districts, Transportation Agency for Monterey County, and sister CCAs Sonoma Clean Power and San Diego Community Power.

Opposition to the bill has come from the ACLU, California News Publishers, Cal Aware, California Broadcasters Association, California Common Cause, CCNMA: Latino Journalists of California, First Amendment Coalition, Howard Jarvis Taxpayers Association, and the Leadership Council for Justice and Accountability, National Press Photographers Association, Nlgja: Association of LGBTQ+ Journalists, League of Women Voters, Northern California Society of Professional Journalists, Orange County Press Club, Pacific Media Worker Guild, Radio Television Digital News Association, San Diego Pro Chapter of Society of Professional Journalists, Society of Professional Journalists, Greater Los Angeles Chapter.

At the insistence of the Senate Committee on Governance and Finance, several amendments to the bill were made. Of greatest significance, the bill was amended so that virtual participation has been limited to board members who reside more than 40 miles from the venue in which the meeting is being held and the location of the participant must be included in the agenda of the meeting.

One significant amendment that was taken from the Assembly committee will require any person who receives compensation for their service on the eligible board to participate in person.

AB 538 (Holden) – LEGISLATION TO REGIONALIZE THE GRID

AB 538 was a renewed effort by Assemblymember Holden to move California away from the California Independent System Operator (CAISO) as the manager of our state's electric grid and in its place have California join/form a multi-state regional transmission system.

On July 14, the date on which the Legislature began its summer recess, a letter signed by leaders of key regulatory agencies across multiple states (including California, Oregon, Washington, Arizona, & New Mexico) was submitted to the California Energy Commission arguing for the creation of a non-profit forum to enable a multistate regulatory dialogue to further explore the facts and policies surrounding possible regionalization. It appears that Governor Newsom's administration is supportive of this request. Peninsula Clean Energy staff members are tracking this matter to see what comes of the request and whether there is an opportunity for our agency to engage.

FY 2023-24 State Budget / AB 1373 (E. Garcia)

As noted in previous Legislative Updates, the Governor introduced a budget trailer bill earlier this year that has raised significant concerns. In the trailer bill proposal, the Governor seeks to broaden the scope of procurement by enabling the Department of Water Resources to act as a central procurement entity. The trailer bill also adds a capacity payment penalty for Resource Adequacy (RA) deficiencies. Further it seeks to clarify the California Public Utilities Commission's Integrated Resource Plan (IRP) authority over CCAs.

Peninsula Clean Energy and CalCCA have met with legislators, their staff members and Administration officials to try and move this from a budget bill, which would short circuit the hearing process, to a policy bill. We were successful in the Assembly as AB 1373 (E. Garcia) was introduced in April.

In meetings with legislative staff, we expressed our concerns with the substance of AB 1373, and we filed a letter taking the position of "Oppose Unless Amended." Our letter questioned the need for a central procurement entity and highlighted our biggest concerns: interconnection and the transmission system.

Along with the California Municipal Utilities Association, CalCCA provided the lead testimony expressing our concerns with the bill in the Assembly hearing on AB 1373. We also expressed our opposition to the bill's proposal giving the Public Utilities Commission an expanded, ill-defined Integrated Resource Plan jurisdiction over CCA procurement autonomy. And we raised an objection to the bill proposal of a capacity penalty payment for Resource Adequacy deficiencies.

AB 1373 passed the Assembly Committee on Utilities and Energy. It then went to the Committee on Appropriations where it passed on May 18. The bill was then sent to the

floor of the Assembly where on May 26 it passed by a vote of 57-17 with the support of Assembly Members Berman, Papan, Soria and Ting.

We continued to work with local legislators and other stakeholders to refine the bill to address our issues of concern. The Assembly adopted many of the amendments CCAs sought and the version of AB 1373 that was passed off the floor of the Assembly on May 26 was significantly improved. As a result, we then submitted a letter withdrawing our opposition and moving to a neutral position on the legislation.

AB 1373 was heard in the Senate Committee on Energy on September 6. At that time the committee accepted an amendment supported by CalCCA which placed guardrails around the Department of Water Resources as the sole agency responsible for central procurement. We believe that this limitation will mitigate the risk of market disruptions and will protect our ratepayers. Also important, was an amendment inserted that maintains the existing right of CCAs to self-procure diverse resources that are not otherwise procured by the DWR.

With these changes made, Peninsula Clean Energy once again took a neutral position on the legislation. A copy of that correspondence is included with this report.

AB 1373 passed the Legislature late in the evening on September 14, in the final hours of the legislative session, and the bill is now awaiting the Governor's signature or veto.

2024 Climate Bond

Two pieces of legislation, AB 1567 (E.Garcia) in the Assembly and SB 867 (Allen) in the Senate, would have created the basis for a climate bond for the 2024 ballot. Each piece of legislation proposes approximately $15 billion in investment in climate areas, including resilience measures for water, wildfire, flood, drought and the coast, heat mitigation, and support for agriculture and parks. Each also has a clean energy component of approximately $2 billion.

Neither bill came to the floor in 2023. The size of the bond will likely shrink considerably before it comes to the floor for consideration.

Both bills were made 2-year bills, which guarantees that a climate bond will not appear on the March 2023 ballot. Should the Legislature revisit this in 2024 a climate bond could be placed on the November 2024 ballot.

(Public Policy Objective B, Key Tactic 1)

PENINSULA CLEAN ENERGY

San Mateo County | Atherton | Belmont | Brisbane | Burlingame | Colma | Daly City | East Palo Alto | Foster City
Half Moon Bay | Hillsborough | Los Banos | Millbrae | Menlo Park | Pacifica | Portola Valley | Redwood City | San Bruno |
San Carlos San Mateo | South San Francisco | Woodside

September 11, 2023

The Honorable Anthony Portantino
Chair, Senate Appropriations Committee
1021 O Street, Room 7630
Sacramento, CA 95814

Re: AB 1373 (Garcia) – NEUTRAL

Dear Senator Portantino,

On behalf of Peninsula Clean Energy Authority (PCE), a community choice aggregator (CCA) serving roughly 800,000 Californians in San Mateo County and Los Banos in Merced County, I write to convey our neutral position on AB 1373 based on the amendments adopted on September 7, 2024.

Peninsula Clean Energy appreciates AB 1373's tailored approach to central procurement of strategic resources by placing the responsibility solely with the Department of Water Resources (DWR). AB 1373 also establishes important guardrails around DWR as a central procurement entity (CPE) that will mitigate the risk of market disruption and protect ratepayers. We also appreciate the recent amendment to preserve the existing right of CCA's to self-procure diverse resources that are not otherwise procured by the DWR in their central procurement capacity. This amendment strikes the appropriate balance of giving the California Public Utilities Commission (CPUC) the tools necessary to ensure grid reliability while still honoring the long-standing right of CCAs to procure resources on behalf of their customers.

Peninsula Clean Energy recognizes the hard work that went into finding a policy that works for CCAs, the many other stakeholders, and Californians at large and we appreciate Assemblymember Garcia's efforts to this end.

Sincerely,

Shawn Marshall,
Chief Executive Officer

cc: The Honorable Eduardo Garcia
The Honorable Josh Becker

2075 Woodside Road | Redwood City, CA | 94061
(650) 260-0005 | peninsulacleanenergy.com

COMMONLY USED ACRONYMS AND KEY TERMS

AB xx – Assembly Bill xx
ALJ – Administrative Law Judge
AMP- Arrears Management Plans
AQM – Air Quality Management
BAAQMD – Bay Area Air Quality Management District
BLPTA – Buyer Liability Pass Through Agreement
CAC – Citizens Advisory Committee
CAISO – California Independent System Operator
CalCCA – California Community Choice Association
CAM – Cost Allocation Mechanism
CAP – Climate Action Plan
CAPP – California Arrearage Payment Program
CARB – California Air Resources Board, or California ARB
CARE- California Alternative Rates for Energy Program
CBA – California Balancing Authority
3CE- Central Coast Community Energy (Formerly Monterey Bay Community Power-MBCP)
CCA – Community Choice Aggregation (aka Community Choice Programs (CCP) or
CCE – Community Choice Energy (CCE)
CCP – Community Choice Programs
CEC – California Energy Commission
CPP- Critical Peak Pricing
CPSF – Clean Power San Francisco
CPUC – California Public Utility Commission (Regulator for state utilities) (Also PUC)
CSD – California Department of Community Services and Development
CSGT - Community Solar Green Tariff
DA – Direct Access
DAC-GT - Disadvantaged Communities Green Tariff
DER – Distributed Energy Resources
DG – Distributed Generation
DOE – Department of Energy
DR – Demand Response
DRP – Demand Response Provider
DRP/IDER – Distribution Resources Planning / Integrated Distributed Energy Resources
EBCE – East Bay Community Energy
ECOplus – PCE's default electricity product, 50% renewable and 50% carbon-free (in 2021)
ECO100 – PCE's 100% renewable energy product
EDR – Economic Development Rate
EE – Energy Efficiency
EEI – Edison Electric Institute; Standard contract to procure energy & RA
EIR – Environmental Impact Report
ELCC – Effective Load Carrying Capability
ESP – Electric Service Provider

ESS – Energy Storage Systems
ESSA – Energy Storage Services Agreement
ERRA – Energy Resource Recovery Account
EV – Electric Vehicle
EVSE – Electric Vehicle Supply Equipment (Charging Station)
FERA- Family Electric Rate Assistance Program
FERC – Federal Energy Regulatory Commission
FFS – Franchise Fee Surcharge
GHG – Greenhouse gas
GHG-Free – Greenhouse gas free
GTSR – Green Tariff Shared Renewables
GWh – Gigawatt Hours (Energy) = 1000 MWh
IDER – Integrated Distributed Energy Resources
IOU – Investor-Owned Utility (e.g. PG&E, SCE, SDG&E)
IRP – Integrated Resource Plan
IVR – Interactive Voice Response
ITC – Investment Tax Credit (it's a solar tax credit)
JCC – Joint Cost Comparison
JPA – Joint Powers Authority
JRC – Joint Rate Comparison
JRM – Joint Rate Mailer
kW – kilowatt (Power)
kWh – Kilowatt-hour (Energy)
LDS – Long Duration Storage
LDES – Long Duration Energy Storage
LIHEAP- Low Income Home Energy Assistance Program
Load Shaping – changing when grid energy is used
LSE – Load Serving Entity
MCE – Marin Clean Energy
Methane Gas - formerly known as 'natural gas'
Microgrid – building or community energy system
MW – Megawatt (Power) = 1000 kW
MWh – Megawatt-hour (Energy) = 1000 kWh
MUD – Multi-unit Dwelling
NBCs – non-bypassable charges
NEM – Net Energy Metering
NERC – North American Electric Reliability Corporation
NDA – Non-Disclosure Agreement
NG – Natural Gas
OBF – On-bill Financing
OBR – On-bill Repayment
OES – Office of Emergency Services
OIR – Order Instituting Rulemaking
PACE – Property Assessed Clean Energy
PCC – Portfolio Content Category (aka "buckets") – categories for RPS compliance
PCC1 – Portfolio Content Category 1 REC (also called bucket 1 REC)
PCC2 – Portfolio Content Category 2 REC (also called bucket 2 REC)
PCC3 – Portfolio Content Category 3 REC (also called bucket 3 REC or unbundled REC)

PCE – Peninsula Clean Energy Authority
PCIA – Power Charge Indifference Adjustment
PCL – Power Content Label
PLA – Project Labor Agreement
POU – Publicly Owned Utility
PPA – Power Purchase Agreement
PPSA – Project Participation Share Agreement (CC Power)
PSPS – Public Safety Power Shutoff
PV – Photovoltaics (solar panels)
RA – Resource Adequacy
RE – Renewable Energy
REC – Renewable Energy Credit/Certificate
RICAPS - Regionally Integrated Climate Action Planning Suite
RPS – California Renewable Portfolio Standard
SB xx – Senate Bill xx
SCP – Sonoma Clean Power
SJCE – San Jose Clean Energy
SJVAPCD - San Joaquin Valley Air Pollution Control District
SMD – Share My Data, interval meter data
SQMD – Settlement Quality Meter Data
SVCE – Silicon Valley Clean Energy
TEF – Transportation Electrification Framework (CPUC Proceeding)
TNCs – Transportation Network Companies (ridesharing companies)
TOB – Tariff on Bill
TOU RATES – Time of Use Rates
VGI – Vehicle-Grid Integration
V2G – Vehicle-to-Grid
VPP – Virtual Power Plant
WECC – Western Energy Coordinating Council
WREGIS – Western Renewable Energy Generation Information System
WSPP – Western Systems Power Pool; standard contract to procure energy and RA

PENINSULA CLEAN ENERGY AUTHORITY
JPA Board Correspondence

DATE: September 12, 2023
MEETING DATE: September 28, 2023
VOTE REQUIRED: Majority Vote

TO: Honorable Peninsula Clean Energy Authority Board of Directors

FROM: Roy Xu, Director of Power Resources
Sara Maatta, Power Resources and Compliance Manager
Shayna Barnes, Power Resources Specialist

SUBJECT: Approval of Peninsula Clean Energy's 2022 Power Source Disclosure Annual Reports and Power Content Label

RECOMMENDATION

Approve Resolution Approving Peninsula Clean Energy's 2022 Power Source Disclosure Annual Reports and Power Content Label, Confirming the Accuracy of the Information Provided in the 2022 Power Source Disclosure Reports and Power Content Label and Delegating Authority to the Chief Executive Officer to Submit the Attestation to the California Energy Commission

BACKGROUND

The California Public Utilities Code requires all retail sellers of electric energy, including Peninsula Clean Energy, to disclose "accurate, reliable, and simple-to-understand information on the sources of energy" that are delivered to their respective customers. The format for the required communications is highly prescriptive, offering little flexibility to retail sellers when presenting such information to customers. This format has been termed the "Power Content Label" by the California Energy Commission (CEC). Information presented in the Power Content Label includes the proportionate share of total energy supply attributable to various resource types, including both renewable and conventional fuel sources. In 2021, Assembly Bill 242 (Holden, Chapter 228, Statutes of 2021) was adopted, requiring California retail electricity suppliers to post their Power Content Labels on their websites annually by October 1 and in written promotional materials by the end of the first complete billing cycle for the fourth quarter of the year. For 2023, the CEC will consider Power Content Labels posted on websites and provided to the CEC by October 2, 2023 as timely. The CEC will consider Power Content Labels provided to customers in written promotional materials by January 2, 2024 as timely.

Beginning with the 2021 reporting year, retail suppliers are required to calculate the greenhouse gas (GHG) emissions intensity of their electricity portfolios and report the results in the Power Source Disclosure Report and on the Power Content Label. The methodology for

calculating the emissions intensity is determined by the CEC, and retail suppliers are required to use the CEC's methodology. Any marketing or retail product claim by a retail supplier related to the GHG emissions intensity of an electricity portfolio must be consistent with the GHG emissions intensity disclosed on the relevant Power Content Label. Retail suppliers may provide additional information to customers describing other actions related to greenhouse gases that are unrelated to the electricity portfolio.

DISCUSSION

During the 2022 calendar year, Peninsula Clean Energy successfully delivered a substantial portion of its electric energy supply from various renewable energy sources, including solar, wind and small hydroelectricity. For our ECOplus customers, the percentage of supply attributable to renewable energy sources approximated fifty-two percent (51.8%) according to the Power Content Label, and the total supply from carbon-free or renewable resources was one hundred percent (100%). These amounts meet our targets of fifty percent (50%) renewable and one hundred percent (100%) renewable or carbon-free energy. For our ECO100 customers, the percentage of supply attributable to renewable energy sources comprised one hundred percent (100%). The 2022 calendar year was the first year that Peninsula Clean Energy implemented the Disadvantaged Communities Green Tariff (DAC-GT) program. Peninsula Clean Energy's program for DAC-GT is called Green Access, and is represented on the Power Content Label as a separate product, with one hundred percent (100%) of its supply coming from renewable sources.

The 2022 calendar year Power Content Label includes the GHG Emissions Intensity factor calculated per the CEC's methodology. For our ECOplus customers, the GHG Emissions Intensity for 2022 was 9 lbs of carbon dioxide equivalent per megawatt-hour of electricity (CO_2e/MWh). In comparison, the average intensity for California utilities in 2022 was 422 lbs CO_2e/MWh. For our ECO100 and Green Access customers, the GHG Emissions Intensity for 2022 was 0 lbs CO_2e/MWh.

Beginning with reporting for the 2019 calendar year, the CEC requires supplies purchased from Asset Controlling Suppliers (ACS supplies) to be disaggregated in the Power Content Label into distinct fuel types, such as large hydroelectric, nuclear, and unspecified sources of power. Peninsula Clean Energy did not purchase any ACS supplies in 2022.

Consistent with applicable regulations, Peninsula Clean Energy will post the Power Content Label online by October 2, 2023, provide required documentation to the CEC by October 2, 2023 and complete requisite customer communications in accordance with the January 2 , 2024 deadline.

While developing Peninsula Clean Energy's 2022 Power Content Label, staff performed a detailed review of all power purchases completed for the 2022 calendar year. This review included an inventory of all renewable energy transfers within Peninsula Clean Energy's Western Renewable Energy Generation Information System (WREGIS) accounts and pertinent transaction records. Staff developed the Power Source Disclosure Annual Reports (Annual Reports) for the ECOplus, ECO100, and Green Access products and submitted these reports to the CEC by June 1, 2023. In addition, both the ECO100 and Green Access products for 2022 have been certified by Green-e, a process which included an external audit. Based on staff's review of available data, the information presented in the Annual Reports and the Power Content Label was determined to be accurate.

To fulfill its Power Content Label reporting obligation, Peninsula Clean Energy must also provide the CEC with an attestation regarding the veracity of information included in the Power Content Label. In consideration of the aforementioned internal review and applicable regulations, staff requests that the Board accept this determination and attest to the veracity of information included in Peninsula Clean Energy's 2022 Power Content Label, which will soon be distributed to Peninsula Clean Energy customers.

Copies of Peninsula Clean Energy's 2022 Power Source Disclosure Reports are included as Exhibits A, B, and C. A copy of Peninsula Clean Energy's 2022 Power Content Label is reproduced below:

2022 POWER CONTENT LABEL
Peninsula Clean Energy Authority
www.peninsulacleanenergy.com

Greenhouse Gas Emissions Intensity ($lbs\ CO_2e/MWh$)			
ECOplus	ECO100	Green Access	2022 CA Utility Average
9	0	0	422

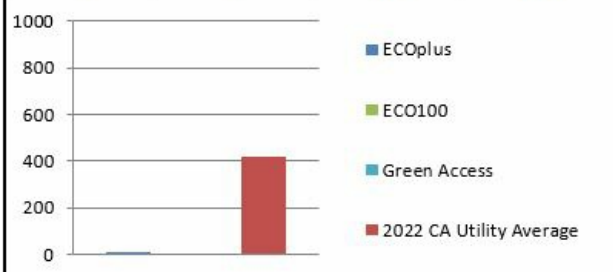

Energy Resources	ECOplus	ECO100	Green Access	2022 CA Power Mix
Eligible Renewable[1]	**51.8%**	**100.0%**	**100.0%**	**35.8%**
Biomass & Biowaste	8.2%	0.0%	0.0%	2.1%
Geothermal	4.9%	0.0%	0.0%	4.7%
Eligible Hydroelectric	0.8%	0.0%	0.0%	1.1%
Solar	18.5%	50.0%	100.0%	17.0%
Wind	19.3%	50.0%	0.0%	10.8%
Coal	**0.0%**	**0.0%**	**0.0%**	**2.1%**
Large Hydroelectric	**48.2%**	**0.0%**	**0.0%**	**9.2%**
Natural Gas	**0.0%**	**0.0%**	**0.0%**	**36.4%**
Nuclear	**0.0%**	**0.0%**	**0.0%**	**9.2%**
Other	**0.0%**	**0.0%**	**0.0%**	**0.1%**
Unspecified Power[2]	**0.0%**	**0.0%**	**0.0%**	**7.1%**
TOTAL	**100.0%**	**100.0%**	**100.0%**	**100.0%**
Percentage of Retail Sales Covered by Retired Unbundled RECs[3]**:**	**0%**	**0%**	**0%**	

[1]The eligible renewable percentage above does not reflect RPS compliance, which is determined using a different methodology.
[2]Unspecified power is electricity that has been purchased through open market transactions and is not traceable to a specific generation source.
[3]Renewable energy credits (RECs) are tracking instruments issued for renewable generation. Unbundled renewable energy credits (RECs) represent renewable generation that was not delivered to serve retail sales. Unbundled RECs are not reflected in the power mix or GHG emissions intensities above.

For specific information about this electricity portfolio, contact:	**Peninsula Clean Energy Authority** **1-866-966-0110**
For general information about the Power Content Label, visit:	https://www.energy.ca.gov/programs-and-topics/programs/power-source-disclosure-program

STRATEGIC PLAN

The Power Content Label supports the Power Resources Objective C: Operations; Manage power portfolio to ensure performance consistent with contractual requirements, regulatory compliance, and internal strategies and specifically Key Tactic 2: Regulatory Compliance; Ensure all requirements are submitted accurately and on time.

ATTACHMENTS:

Exhibit A Final 2022 PSD Annual Report and Attestation_ECOPlus .pdf
Exhibit B Final 2022 PSD Annual Report and Attestation_ECO100.pdf
Exhibit C Final 2022 PSD Annual Report and Attestation_ Green Access .pdf

RESOLUTION NO. _____

PENINSULA CLEAN ENERGY AUTHORITY, COUNTY OF SAN MATEO, STATE OF CALIFORNIA

APPROVAL OF PENINSULA CLEAN ENERGY&RSQUO;S 2022 POWER SOURCE DISCLOSURE ANNUAL REPORTS AND POWER CONTENT LABEL

RESOLVED, by the Peninsula Clean Energy Authority of the County of San Mateo, State of California, that

WHEREAS, the Peninsula Clean Energy Authority ("Peninsula Clean Energy" or "PCEA") was formed on February 29, 2016; and

WHEREAS, launch of service for Phase I occurred in October 2016, and launch of service for Phase II occurred in April 2017; and

WHEREAS, the California Public Utilities Code requires all retail sellers of electric energy, including Peninsula Clean Energy, to disclose "accurate, reliable, and simple-to-understand information on the sources of energy" that are delivered to their respective customers; and

WHEREAS, staff completed a detailed review of all power purchases for the 2022 calendar year and developed the 2022 Power Source Disclosure Annual Reports; and

WHEREAS, staff is presenting to the Board for its review the 2022 Power Content Label, which is based on the information in the 2022 Power Source Disclosure Annual Reports; and

WHEREAS, the Board wishes to attest to the veracity of information presented in the 2022 Power Content Label.

NOW, THEREFORE, IT IS HEREBY DETERMINED AND ORDERED by the Board as follows:

SECTION 1: The Board approves the 2022 Power Source Disclosure Annual Reports and 2022 Power Content Label.

SECTION 2: The Board attests to the veracity of information provided in the 2022 Power Source Disclosure Annual Reports and Power Content Label.

SECTION 3: The Board authorizes the Chief Executive Officer, or designee, to execute and submit the attestation of the 2022 Power Source Disclosure Annual Reports and 2022 Power Content Label to the California Energy Commission.

2022 POWER SOURCE DISCLOSURE ANNUAL REPORT
For the Year Ending December 31, 2022

Retail suppliers are required to use the posted template and are not allowed to make edits to this format. Please complete all requested information.

GENERAL INSTRUCTIONS

RETAIL SUPPLIER NAME
Peninsula Clean Energy Authority

ELECTRICITY PORTFOLIO NAME
ECOplus

CONTACT INFORMATION	
NAME	Roy Xu
TITLE	Director of Power Resources
MAILING ADDRESS	2075 Woodside Road
CITY, STATE, ZIP	Redwood City, CA, 94061
PHONE	650-817-7076
EMAIL	rxu@peninsulacleanenergy.com
WEBSITE URL FOR PCL POSTING	www.peninsulacleanenergy.com

Submit the Annual Report and signed Attestation in PDF format with the Excel version of the Annual Report to PSDprogram@energy.ca.gov. Remember to complete the Retail Supplier Name, Electricity Portfolio Name, and contact information above, and submit separate reports and attestations for each additional portfolio if multiple were offered in the previous year.

NOTE: Information submitted in this report is not automatically held confidential. If your company wishes the information submitted to be considered confidential an authorized representative must submit an application for confidential designation (CEC-13), which can be found on the California Energy Commissions's website at https://www.energy.ca.gov/about/divisions-and-offices/chief-counsels-office.

If you have questions, contact Power Source Disclosure (PSD) staff at PSDprogram@energy.ca.gov or (916) 639-0573.

INTRODUCTION

Retail suppliers are required to submit separate Annual Reports for each electricity portfolio offered to California retail consumers in the previous calendar year. Enter the Retail Supplier Name and Electricity Portfolio Name at the top of Schedule 1, Schedule 2, Schedule 3, and the Attestation.

A complete Annual Report includes the following tabs:

PSD Intro
Instructions
Schedule 1 - Procurements and Retail Sales
Schedule 2 - Retired Unbundled Renewable Energy Credits (RECs)
Schedule 3 - Annual Power Content Label Data
GHG Emissions Factors
Asset-Controlling Supplier (ACS) Procurement Calculator
PSD Attestation

INSTRUCTIONS

Schedule 1: Procurements and Retail Sales

Retail suppliers of electricity must complete this schedule by entering information about all power procurements and generation that served the identified electricity portfolio covered in this filing in the prior year. The schedule is divided into sections: directly delivered renewables, firmed-and-shaped imports, specified non-renewables, and procurements from ACSs. Insert additional rows as needed to report all procurements or generation serving the subject product. Provide the annual retail sales for the subject product in the appropriate space. At the bottom of Schedule 1, provide the retail suppliers' other electricity end-uses that are not retail sales, such as transmission and distribution losses. Retail suppliers shall submit a purchase agreement or ownership arrangement documentation substantiating that any eligible firmed-and-shaped product for which it is claiming an exclusion was executed prior to January 1, 2019. **Any retail supplier that offered multiple electricity portfolios in the prior year must submit separate Annual Reports for each portfolio offered.**

Specified Purchases: A Specified Purchase refers to a transaction in which electricity is traceable to specific generating facilities by any auditable contract trail or equivalent, such as a tradable commodity system, that provides commercial verification that the electricity claimed has been sold once and only once to retail consumers. Do not enter data in the grey fields. For specified purchases, include enter following information for each line item:

Facility Name - Provide the name used to identify the facility.
Fuel Type - Provide the resource type (solar, natural gas, etc.) that this facility uses to generate electricity.
Location - Provide the state or province in which the facility is located.
Identification Numbers - Provide all applicable identification numbers from the Western Renewable Energy Generation Information System (WREGIS), the Energy Information Agency (EIA), and the California Renewables Portfolio Standard (RPS).
Gross Megawatt Hours Procured - Provide the quantity of electricity procured in MWh from the generating facility.
Megawatt Hours Resold - Provide the quantity of electricity resold at wholesale.

Unspecified Power: Unspecified Power refers to electricity that is not traceable to specific generation sources by any auditable contract trail or equivalent, or to power purchases from a transaction that expressly transferred energy only and not the RECs associated from a facility. **Do not enter procurements of unspecified power**. The schedule will calculate unspecified power procurements automatically.

Schedule 2: Retired Unbundled RECs

Complete this schedule by entering information about unbundled REC retirements in the previous calendar year.

Schedule 3: Annual Power Content Label Data

This schedule is provided as an automated worksheet that uses the information from Schedule 1 to calculate the power content and GHG emissions intensity for each electricity portfolio. The percentages calculated on this worksheet should be used for your Power Content Label.

ACS Resource Mix Calculator

Retail suppliers may report specified purchases from ACS system power if the ACS provided its fuel mix of its specified system mix to the Energy Commission. Use the calculator to determine the resource-specific procurement quantities, and transfer them to Schedule 1.

GHG Emissions Factors

This tab will be displayed for informational purposes only; it will not be used by reporting entities, since the emissions factors below auto-populate in the relevant fields on Schedules 1 & 3.

Attestation

This template provides the attestation that must be submitted with the Annual Report to the Energy Commission, stating that the information contained in the applicable schedules is correct and that the power has been sold once and only once to retail consumers. This attestation must be included in the package that is transmitted to the Energy Commission. Please provide the complete Annual Report in Excel format and the complete Annual Report with signed attestation in PDF format as well.

2022 POWER SOURCE DISCLOSURE ANNUAL REPORT
SCHEDULE 1: PROCUREMENTS AND RETAIL SALES
For the Year Ending December 31, 2022
Peninsula Clean Energy Authority
ECOplus

Instructions: Enter information about power procurements underlying this electricity portfolio for which your company is filing the Annual Report. Insert additional rows as needed. All fields in white should be filled out. **Fields in grey auto-populate as needed and should not be filled out.** For EIA IDs for unspecified power or specified system mixes from asset-controlling suppliers, enter "Unspecified Power", "BPA", or "Tacoma Power" as applicable. For specified procurements of ACS power, use the ACS Procurement Calculator to calculate the resource breakdown comprising the ACS system mix. **Procurements of unspecified power must not be entered as line items below; unspecified power will be calculated automatically in cell N9**. Unbundled RECs must not be entered on Schedule 1; these products must be entered on Schedule 2. At the bottom portion of the schedule, provide the other electricity end-uses that are not retail sales including, but not limited to transmission and distribution losses or municipal street lighting. Amounts should be in megawatt-hours.

Retail Sales (MWh)	**3,089,082**
Net Specified Procurement (MWh)	3,130,537
Unspecified Power (MWh)	-
Procurement to be adjusted	41,454
Net Specified Natural Gas	-
Net Specified Coal & Other Fossil Fuels	-
Net Specified Nuclear, Large Hydro, Renewables, and ACS Power	3,130,537
GHG Emissions (excludes grandfathered emissions)	12,744
GHG Emissions Intensity (in MT CO_2e/MWh)	0.0041

DIRECTLY DELIVERED RENEWABLES

Facility Name	Fuel Type	State or Province	WREGIS ID	RPS ID	N/A	EIA ID	Gross MWh Procured	MWh Resold	Net MWh Procured	Adjusted Net MWh Procured	GHG Emissions Factor (in MT CO_2e/MWh)	GHG Emissions (in MT CO_2e)	N/A
Buena Vista Energy Windfarm - Buena Vista Energ	Wind	CA	W165	60124A		56446	12927		12,927	12,756	-	-	
Copper Mountain Solar 4 - Copper Mountain Solar	Solar	NV	W5023	62662A		59814	100		100	99	-	-	
Geysers Power Plant - Calpine Geothermal Unit 14	Geothermal	CA	W122	60026A		286	51,240		51,240	50,561	0.0366	1,852	
Geysers Power Plant - Calpine Geothermal Unit 17	Geothermal	CA	W124	60007A		286	26,040		26,040	25,695	0.0366	941	
Geysers Power Plant - Calpine Geothermal Unit 18	Geothermal	CA	W125	60008A		286	26,040		26,040	25,695	0.0366	941	
Geysers Power Plant - Sonoma/Calpine Geyser	Geothermal	CA	W127	60010A		510	51,275		51,275	50,596	0.0366	1,853	
Mega Hydro #1 (Clover Creek) - Mega Hydro #1 (C	Eligible hydro	CA	W623	60227A		P236	2,648		2,648	2,613	-	-	
Mega Renewables (Bidwell Ditch) - Mega Renewa	Eligible hydro	CA	W625	60165A		10880	11,014		11,014	10,868	-	-	
Mega Renewables (Hatchet Creek) - Mega Renew	Eligible hydro	CA	W626	60166A		10882	9,091		9,091	8,971	-	-	
Mega Renewables (Roaring Creek) - Mega Renew	Eligible hydro	CA	W627	60167A		10881	2,683		2,683	2,647	-	-	
Mustang Two Whirlaway - Mustang Two Whirlawa	Solar	CA	W9615	63730A		62015	239,945		239,945	236,768	-	-	
Shasta - Shasta	Biomass & biowa	CA	W759	60094A		50881	255,866		255,866	252,478	0.0283	7,157	
Shiloh I Wind Project - Shiloh I Wind Project LLC	Wind	CA	W231	60488A		56362	417,868		417,868	412,335	-	-	
Sky RIver Wind Energy Center - Sky River Wind - I	Wind	CA	W530	63763A		50536	64,759		64,759	63,901	-	-	
Sky River Wind Energy Center - Sky River Wind Fe	Wind	CA	W531	63763A		50536	27,729		27,729	27,362	-	-	
Voyager Wind 2 - Voyager Wind 2	Wind	CA	W7267	63686A		61582	81,388		81,388	80,310	-	-	
Wright Solar Park - Wright Solar Park	Solar	CA	W8785	62620A		59525	339,488		339,488	334,993	-	-	

FIRMED-AND-SHAPED IMPORTS

Facility Name	Fuel Type	State or Province	WREGIS ID	RPS ID	EIA ID of REC Source	EIA ID of Substitute Power	Gross MWh Procured	MWh Resold	Net MWh Procured	Adjusted Net MWh Procured	GHG Emissions Factor (in MT CO_2e/MWh)	GHG Emissions (in MT CO_2e)	Eligible for Grandfathered Emissions?
									-	-	#N/A		
									-	-	#N/A		
									-	-	#N/A		
									-	-	#N/A		
									-	-	#N/A		

SPECIFIED NON-RENEWABLE PROCUREMENTS

Facility Name	Fuel Type	State or Province	N/A	N/A	N/A	EIA ID	Gross MWh Procured	MWh Resold	Net MWh Procured	Adjusted Net MWh Procured	GHG Emissions Factor (in MT CO_2e/MWh)	GHG Emissions (in MT CO_2e)	N/A
Balch #1 PH	Large hydro	CA				217	3,233		3,233	3,190	-	-	
Balch #2 PH	Large hydro	CA				218	11,345		11,345	11,194	-	-	
Belden	Large hydro	CA				219	8,133		8,133	8,025	-	-	
Bucks Creek	Large hydro	CA				220	3,523		3,523	3,476	-	-	
Butt Valley	Large hydro	CA				221	3,482		3,482	3,436	-	-	
Caribou 1	Large hydro	CA				222	2,728		2,728	2,692	-	-	
Caribou 2	Large hydro	CA				223	13,560		13,560	13,381	-	-	
Cresta	Large hydro	CA				231	7,921		7,921	7,816	-	-	
Drum #1	Large hydro	CA				235	2,088		2,088	2,061	-	-	
Drum #2	Large hydro	CA				236	13,282		13,282	13,106	-	-	
Electra	Large hydro	CA				239	17,043		17,043	16,817	-	-	
Haas	Large hydro	CA				240	8,274		8,274	8,164	-	-	
James B Black	Large hydro	CA				249	16,420		16,420	16,202	-	-	
Kings River	Large hydro	CA				254	3,776		3,776	3,726	-	-	
Pit 1	Large hydro	CA				265	5,405		5,405	5,333	-	-	

Pit 3	Large hydro	CA				266	5,610		5,610	5,536	-	-	
Pit 4	Large hydro	CA				267	14,108		14,108	13,921	-	-	
Pit 5	Large hydro	CA				268	24,506		24,506	24,182	-	-	
Pit 6	Large hydro	CA				269	10,767		10,767	10,625	-	-	
Pit 7	Large hydro	CA				270	11,351		11,351	11,200	-	-	
Poe	Large hydro	CA				272	17,025		17,025	16,800	-	-	
Rock Creek	Large hydro	CA				275	12,408		12,408	12,243	-	-	
Salt Springs	Large hydro	CA				279	6,339		6,339	6,255	-	-	
Stanislaus	Large hydro	CA				285	10,994		10,994	10,849	-	-	
Tiger Creek	Large hydro	CA				287	11,337		11,337	11,187	-	-	
Chicago Park 1	Large hydro	CA				412	5,195		5,195	5,127	-	-	
Kerckhoff #2 PH	Large hydro	CA				682	15,582		15,582	15,375	-	-	
Rocky Reach	Large hydro	WA				3883	295		295	291	-	-	
Wells	Large hydro	WA				3886	52,022		52,022	51,333	-	-	
Grant County	Large hydro	WA				3887	857,528		857,528	846,172	-	-	
Box Canyon Dam	Large hydro	WA				3891	142,041		142,041	140,160	-	-	
Rock Island	Large hydro	WA				6200	13,205		13,205	13,030	-	-	
Lake Chelan	Large hydro	WA				6424	43,439		43,439	42,864	-	-	
GM Shrum	Large hydro	BC				P206	81,531		81,531	80,451	-	-	
Mica	Large hydro	BC				P210	54,940		54,940	54,212	-	-	
									-	-	#N/A		
									-	-	#N/A		
									-	-	#N/A		

PROCUREMENTS FROM ASSET-CONTROLLING SUPPLIERS

Facility Name	Fuel Type	N/A	N/A	N/A	N/A	EIA ID	Gross MWh Procured	MWh Resold	Net MWh Procured	Adjusted Net MWh Procured	GHG Emissions Factor (in MT CO_2e/MWh)	GHG Emissions (in MT CO_2e)	N/A
										-	#N/A		
										-	#N/A		
										-	#N/A		
										-	#N/A		

END USES OTHER THAN RETAIL SALES	MWh

2022 POWER SOURCE DISCLOSURE ANNUAL REPORT
SCHEDULE 2: RETIRED UNBUNDLED RECS
For the Year Ending December 31, 2022
Peninsula Clean Energy Authority
ECOplus

INSTRUCTIONS: Enter information about retired unbundled RECs associated with this electricity portfolio. Insert additional rows as needed. All fields in white should be filled out. Fields in grey auto-populate as needed and should not be filled out.

Total Retired Unbundled RECs	-

RETIRED UNBUNDLED RECS				
Facility Name	Fuel Type	State or Province	RPS ID	Total Retired (in MWh)

2022 POWER SOURCE DISCLOSURE ANNUAL REPORT
SCHEDULE 3: POWER CONTENT LABEL DATA
For the Year Ending December 31, 2022
Peninsula Clean Energy Authority
ECOplus

Instructions: No data input is needed on this schedule. Retail suppliers should use these auto-populated calculations to fill out their Power Content Labels.

	Adjusted Net Procured (MWh)	Percent of Total Retail Sales
Renewable Procurements	1,598,648	51.8%
Biomass & Biowaste	252,478	8.2%
Geothermal	152,548	4.9%
Eligible Hydroelectric	25,099	0.8%
Solar	571,859	18.5%
Wind	596,664	19.3%
Coal	-	0.0%
Large Hydroelectric	1,490,435	48.2%
Natural gas	-	0.0%
Nuclear	-	0.0%
Other	-	0.0%
Unspecified Power	-	0.0%
Total	**3,089,082**	**100.0%**

Total Retail Sales (MWh)	**3,089,082**

GHG Emissions Intensity (converted to lbs CO_2e/MWh)	**9**

Percentage of Retail Sales Covered by Retired Unbundled RECs	**0.0%**

2022 POWER SOURCE DISCLOSURE ANNUAL REPORT ATTESTATION FORM
For the Year Ending December 31, 2022
Peninsula Clean Energy Authority
ECOplus

I, ____Janis C. Pepper_____,
___Chief Executive Officer_____, declare under penalty of perjury, that the information provided in this report is true and correct and that I, as an authorized agent of, _Peninsula Clean Energy Authority_, have authority to submit this report on the retail supplier's behalf. I further declare that all of the electricity claimed as specified purchases as shown in this report was sold once and only once to retail customers.
Name: _____Janis C. Pepper_____
Representing (Retail Supplier):____Peninsula Clean Energy Authority_____
Signature: Janis C. Pepper
Dated: May 31, 2023
Executed at: Redwood City, CA

2022 POWER SOURCE DISCLOSURE ANNUAL REPORT
For the Year Ending December 31, 2022

Retail suppliers are required to use the posted template and are not allowed to make edits to this format. Please complete all requested information.

GENERAL INSTRUCTIONS

RETAIL SUPPLIER NAME
Peninsula Clean Energy Authority

ELECTRICITY PORTFOLIO NAME
ECO100

CONTACT INFORMATION	
NAME	Roy Xu
TITLE	Director of Power Resources
MAILING ADDRESS	2075 Woodside Road
CITY, STATE, ZIP	Redwood City, CA, 94061
PHONE	650-817-7076
EMAIL	rxu@peninsulacleanenergy.com
WEBSITE URL FOR PCL POSTING	www.peninsulacleanenergy.com

Submit the Annual Report and signed Attestation in PDF format with the Excel version of the Annual Report to PSDprogram@energy.ca.gov. Remember to complete the Retail Supplier Name, Electricity Portfolio Name, and contact information above, and submit separate reports and attestations for each additional portfolio if multiple were offered in the previous year.

NOTE: Information submitted in this report is not automatically held confidential. If your company wishes the information submitted to be considered confidential an authorized representative must submit an application for confidential designation (CEC-13), which can be found on the California Energy Commissions's website at https://www.energy.ca.gov/about/divisions-and-offices/chief-counsels-office.

If you have questions, contact Power Source Disclosure (PSD) staff at PSDprogram@energy.ca.gov or (916) 639-0573.

INTRODUCTION

Retail suppliers are required to submit separate Annual Reports for each electricity portfolio offered to California retail consumers in the previous calendar year. Enter the Retail Supplier Name and Electricity Portfolio Name at the top of Schedule 1, Schedule 2, Schedule 3, and the Attestation.

A complete Annual Report includes the following tabs:

PSD Intro
Instructions
Schedule 1 - Procurements and Retail Sales
Schedule 2 - Retired Unbundled Renewable Energy Credits (RECs)
Schedule 3 - Annual Power Content Label Data
GHG Emissions Factors
Asset-Controlling Supplier (ACS) Procurement Calculator
PSD Attestation

INSTRUCTIONS

Schedule 1: Procurements and Retail Sales

Retail suppliers of electricity must complete this schedule by entering information about all power procurements and generation that served the identified electricity portfolio covered in this filing in the prior year. The schedule is divided into sections: directly delivered renewables, firmed-and-shaped imports, specified non-renewables, and procurements from ACSs. Insert additional rows as needed to report all procurements or generation serving the subject product. Provide the annual retail sales for the subject product in the appropriate space. At the bottom of Schedule 1, provide the retail suppliers' other electricity end-uses that are not retail sales, such as transmission and distribution losses. Retail suppliers shall submit a purchase agreement or ownership arrangement documentation substantiating that any eligible firmed-and-shaped product for which it is claiming an exclusion was executed prior to January 1, 2019. **Any retail supplier that offered multiple electricity portfolios in the prior year must submit separate Annual Reports for each portfolio offered.**

Specified Purchases: A Specified Purchase refers to a transaction in which electricity is traceable to specific generating facilities by any auditable contract trail or equivalent, such as a tradable commodity system, that provides commercial verification that the electricity claimed has been sold once and only once to retail consumers. Do not enter data in the grey fields. For specified purchases, include enter following information for each line item:

Facility Name - Provide the name used to identify the facility.
Fuel Type - Provide the resource type (solar, natural gas, etc.) that this facility uses to generate electricity.
Location - Provide the state or province in which the facility is located.
Identification Numbers - Provide all applicable identification numbers from the Western Renewable Energy Generation Information System (WREGIS), the Energy Information Agency (EIA), and the California Renewables Portfolio Standard (RPS).
Gross Megawatt Hours Procured - Provide the quantity of electricity procured in MWh from the generating facility.
Megawatt Hours Resold - Provide the quantity of electricity resold at wholesale.

Unspecified Power: Unspecified Power refers to electricity that is not traceable to specific generation sources by any auditable contract trail or equivalent, or to power purchases from a transaction that expressly transferred energy only and not the RECs associated from a facility. **Do not enter procurements of unspecified power**. The schedule will calculate unspecified power procurements automatically.

Schedule 2: Retired Unbundled RECs

Complete this schedule by entering information about unbundled REC retirements in the previous calendar year.

Schedule 3: Annual Power Content Label Data

This schedule is provided as an automated worksheet that uses the information from Schedule 1 to calculate the power content and GHG emissions intensity for each electricity portfolio. The percentages calculated on this worksheet should be used for your Power Content Label.

ACS Resource Mix Calculator

Retail suppliers may report specified purchases from ACS system power if the ACS provided its fuel mix of its specified system mix to the Energy Commission. Use the calculator to determine the resource-specific procurement quantities, and transfer them to Schedule 1.

GHG Emissions Factors

This tab will be displayed for informational purposes only; it will not be used by reporting entities, since the emissions factors below auto-populate in the relevant fields on Schedules 1 & 3.

Attestation

This template provides the attestation that must be submitted with the Annual Report to the Energy Commission, stating that the information contained in the applicable schedules is correct and that the power has been sold once and only once to retail consumers. This attestation must be included in the package that is transmitted to the Energy Commission. Please provide the complete Annual Report in Excel format and the complete Annual Report with signed attestation in PDF format as well.

2022 POWER SOURCE DISCLOSURE ANNUAL REPORT
SCHEDULE 1: PROCUREMENTS AND RETAIL SALES
For the Year Ending December 31, 2022
Peninsula Clean Energy Authority
ECO100

Instructions: Enter information about power procurements underlying this electricity portfolio for which your company is filing the Annual Report. Insert additional rows as needed. All fields in white should be filled out. **Fields in grey auto-populate as needed and should not be filled out.** For EIA IDs for unspecified power or specified system mixes from asset-controlling suppliers, enter "Unspecified Power", "BPA", or "Tacoma Power" as applicable. For specified procurements of ACS power, use the ACS Procurement Calculator to calculate the resource breakdown comprising the ACS system mix. **Procurements of unspecified power must not be entered as line items below; unspecified power will be calculated automatically in cell N9**. Unbundled RECs must not be entered on Schedule 1; these products must be entered on Schedule 2. At the bottom portion of the schedule, provide the other electricity end-uses that are not retail sales including, but not limited to transmission and distribution losses or municipal street lighting. Amounts should be in megawatt-hours.

Retail Sales (MWh)	**286,706**
Net Specified Procurement (MWh)	286,707
Unspecified Power (MWh)	-
Procurement to be adjusted	1
Net Specified Natural Gas	-
Net Specified Coal & Other Fossil Fuels	-
Net Specified Nuclear, Large Hydro, Renewables, and ACS Power	286,707
GHG Emissions (excludes grandfathered emissions)	0
GHG Emissions Intensity (in MT CO_2e/MWh)	0.0000

DIRECTLY DELIVERED RENEWABLES

Facility Name	Fuel Type	State or Province	WREGIS ID	RPS ID	N/A	EIA ID	Gross MWh Procured	MWh Resold	Net MWh Procured	Adjusted Net MWh Procured	GHG Emissions Factor (in MT CO_2e/MWh)	GHG Emissions (in MT CO_2e)	N/A
Wright Solar Park	Solar	CA	W8785	62620A		59525	143354		143,354	143,353	-	-	
Voyager Wind II	Wind	CA	W7267	63686A		61582	143,353		143,353	143,353	-	-	
									-	-	#N/A		
									-	-	#N/A		
									-	-	#N/A		
									-	-	#N/A		
									-	-	#N/A		
									-	-	#N/A		
									-	-	#N/A		
									-	-	#N/A		

FIRMED-AND-SHAPED IMPORTS

Facility Name	Fuel Type	State or Province	WREGIS ID	RPS ID	EIA ID of REC Source	EIA ID of Substitute Power	Gross MWh Procured	MWh Resold	Net MWh Procured	Adjusted Net MWh Procured	GHG Emissions Factor (in MT CO_2e/MWh)	GHG Emissions (in MT CO_2e)	Eligible for Grandfathered Emissions?
									-	-	#N/A		
									-	-	#N/A		
									-	-	#N/A		
									-	-	#N/A		
									-	-	#N/A		

SPECIFIED NON-RENEWABLE PROCUREMENTS

Facility Name	Fuel Type	State or Province	N/A	N/A	N/A	EIA ID	Gross MWh Procured	MWh Resold	Net MWh Procured	Adjusted Net MWh Procured	GHG Emissions Factor (in MT CO_2e/MWh)	GHG Emissions (in MT CO_2e)	N/A
									-	-	#N/A		
									-	-	#N/A		
									-	-	#N/A		
									-	-	#N/A		
									-	-	#N/A		
									-	-	#N/A		
									-	-	#N/A		
									-	-	#N/A		
									-	-	#N/A		

PROCUREMENTS FROM ASSET-CONTROLLING SUPPLIERS

Facility Name	Fuel Type	N/A	N/A	N/A	N/A	EIA ID	Gross MWh Procured	MWh Resold	Net MWh Procured	Adjusted Net MWh Procured	GHG Emissions Factor (in MT CO_2e/MWh)	GHG Emissions (in MT CO_2e)	N/A
										-	#N/A		
										-	#N/A		
										-	#N/A		
										-	#N/A		

END USES OTHER THAN RETAIL SALES	MWh

2022 POWER SOURCE DISCLOSURE ANNUAL REPORT
SCHEDULE 2: RETIRED UNBUNDLED RECS
For the Year Ending December 31, 2022
Peninsula Clean Energy Authority
ECO100

INSTRUCTIONS: Enter information about retired unbundled RECs associated with this electricity portfolio. Insert additional rows as needed. All fields in white should be filled out. Fields in grey auto-populate as needed and should not be filled out.

Total Retired Unbundled RECs	-

RETIRED UNBUNDLED RECS				
Facility Name	Fuel Type	State or Province	RPS ID	Total Retired (in MWh)

2022 POWER SOURCE DISCLOSURE ANNUAL REPORT
SCHEDULE 3: POWER CONTENT LABEL DATA
For the Year Ending December 31, 2022
Peninsula Clean Energy Authority
ECO100

Instructions: No data input is needed on this schedule. Retail suppliers should use these auto-populated calculations to fill out their Power Content Labels.

	Adjusted Net Procured (MWh)	Percent of Total Retail Sales
Renewable Procurements	286,706	100.0%
Biomass & Biowaste	-	0.0%
Geothermal	-	0.0%
Eligible Hydroelectric	-	0.0%
Solar	143,353	50.0%
Wind	143,353	50.0%
Coal	-	0.0%
Large Hydroelectric	-	0.0%
Natural gas	-	0.0%
Nuclear	-	0.0%
Other	-	0.0%
Unspecified Power	-	0.0%
Total	**286,706**	**100.0%**

Total Retail Sales (MWh)	**286,706**

GHG Emissions Intensity (converted to lbs CO_2e/MWh)	**-**

Percentage of Retail Sales Covered by Retired Unbundled RECs	**0.0%**

2022 POWER SOURCE DISCLOSURE ANNUAL REPORT
ATTESTATION FORM
For the Year Ending December 31, 2022
Peninsula Clean Energy Authority
ECO100

I, ____Janis C. Pepper_____,
_Chief Executive Officer_____, declare under penalty of perjury, that the information provided in this report is true and correct and that I, as an authorized agent of ,
____Peninsula Clean Energy Authority_____, have authority to submit this report on the retail supplier's behalf. I further declare that all of the electricity claimed as specified purchases as shown in this report was sold once and only once to retail customers.
Name: ____Janis C. Pepper_____
Representing (Retail Supplier):____Peninsula Clean Energy Authority_____
Signature: Janis C. Pepper
Dated: May 31, 2023
Executed at: Redwood City, CA

2022 POWER SOURCE DISCLOSURE ANNUAL REPORT
For the Year Ending December 31, 2022

Retail suppliers are required to use the posted template and are not allowed to make edits to this format. Please complete all requested information.

GENERAL INSTRUCTIONS

RETAIL SUPPLIER NAME
Peninsula Clean Energy Authority

ELECTRICITY PORTFOLIO NAME
Green Access

CONTACT INFORMATION	
NAME	Roy Xu
TITLE	Director of Power Resources
MAILING ADDRESS	2075 Woodside Road
CITY, STATE, ZIP	Redwood City, CA 94061
PHONE	650-817-7076
EMAIL	rxu@peninsulacleanenergy.com
WEBSITE URL FOR PCL POSTING	www.peninsulacleanenergy.com

Submit the Annual Report and signed Attestation in PDF format with the Excel version of the Annual Report to PSDprogram@energy.ca.gov. Remember to complete the Retail Supplier Name, Electricity Portfolio Name, and contact information above, and submit separate reports and attestations for each additional portfolio if multiple were offered in the previous year.

NOTE: Information submitted in this report is not automatically held confidential. If your company wishes the information submitted to be considered confidential an authorized representative must submit an application for confidential designation (CEC-13), which can be found on the California Energy Commissions's website at https://www.energy.ca.gov/about/divisions-and-offices/chief-counsels-office.

If you have questions, contact Power Source Disclosure (PSD) staff at PSDprogram@energy.ca.gov or (916) 639-0573.

INTRODUCTION

Retail suppliers are required to submit separate Annual Reports for each electricity portfolio offered to California retail consumers in the previous calendar year. Enter the Retail Supplier Name and Electricity Portfolio Name at the top of Schedule 1, Schedule 2, Schedule 3, and the Attestation.

A complete Annual Report includes the following tabs:

PSD Intro
Instructions
Schedule 1 - Procurements and Retail Sales
Schedule 2 - Retired Unbundled Renewable Energy Credits (RECs)
Schedule 3 - Annual Power Content Label Data
GHG Emissions Factors
Asset-Controlling Supplier (ACS) Procurement Calculator
PSD Attestation

INSTRUCTIONS

Schedule 1: Procurements and Retail Sales

Retail suppliers of electricity must complete this schedule by entering information about all power procurements and generation that served the identified electricity portfolio covered in this filing in the prior year. The schedule is divided into sections: directly delivered renewables, firmed-and-shaped imports, specified non-renewables, and procurements from ACSs. Insert additional rows as needed to report all procurements or generation serving the subject product. Provide the annual retail sales for the subject product in the appropriate space. At the bottom of Schedule 1, provide the retail suppliers' other electricity end-uses that are not retail sales, such as transmission and distribution losses. Retail suppliers shall submit a purchase agreement or ownership arrangement documentation substantiating that any eligible firmed-and-shaped product for which it is claiming an exclusion was executed prior to January 1, 2019. **Any retail supplier that offered multiple electricity portfolios in the prior year must submit separate Annual Reports for each portfolio offered.**

Specified Purchases: A Specified Purchase refers to a transaction in which electricity is traceable to specific generating facilities by any auditable contract trail or equivalent, such as a tradable commodity system, that provides commercial verification that the electricity claimed has been sold once and only once to retail consumers. Do not enter data in the grey fields. For specified purchases, include enter following information for each line item:

Facility Name - Provide the name used to identify the facility.
Fuel Type - Provide the resource type (solar, natural gas, etc.) that this facility uses to generate electricity.
Location - Provide the state or province in which the facility is located.
Identification Numbers - Provide all applicable identification numbers from the Western Renewable Energy Generation Information System (WREGIS), the Energy Information Agency (EIA), and the California Renewables Portfolio Standard (RPS).
Gross Megawatt Hours Procured - Provide the quantity of electricity procured in MWh from the generating facility.
Megawatt Hours Resold - Provide the quantity of electricity resold at wholesale.

Unspecified Power: Unspecified Power refers to electricity that is not traceable to specific generation sources by any auditable contract trail or equivalent, or to power purchases from a transaction that expressly transferred energy only and not the RECs associated from a facility. **Do not enter procurements of unspecified power**. The schedule will calculate unspecified power procurements automatically.

Schedule 2: Retired Unbundled RECs

Complete this schedule by entering information about unbundled REC retirements in the previous calendar year.

Schedule 3: Annual Power Content Label Data

This schedule is provided as an automated worksheet that uses the information from Schedule 1 to calculate the power content and GHG emissions intensity for each electricity portfolio. The percentages calculated on this worksheet should be used for your Power Content Label.

ACS Resource Mix Calculator

Retail suppliers may report specified purchases from ACS system power if the ACS provided its fuel mix of its specified system mix to the Energy Commission. Use the calculator to determine the resource-specific procurement quantities, and transfer them to Schedule 1.

GHG Emissions Factors

This tab will be displayed for informational purposes only; it will not be used by reporting entities, since the emissions factors below auto-populate in the relevant fields on Schedules 1 & 3.

Attestation

This template provides the attestation that must be submitted with the Annual Report to the Energy Commission, stating that the information contained in the applicable schedules is correct and that the power has been sold once and only once to retail consumers. This attestation must be included in the package that is transmitted to the Energy Commission. Please provide the complete Annual Report in Excel format and the complete Annual Report with signed attestation in PDF format as well.

2022 POWER SOURCE DISCLOSURE ANNUAL REPORT
SCHEDULE 1: PROCUREMENTS AND RETAIL SALES
For the Year Ending December 31, 2022
Peninsula Clean Energy Authority
Green Access

Instructions: Enter information about power procurements underlying this electricity portfolio for which your company is filing the Annual Report. Insert additional rows as needed. All fields in white should be filled out. **Fields in grey auto-populate as needed and should not be filled out.** For EIA IDs for unspecified power or specified system mixes from asset-controlling suppliers, enter "Unspecified Power", "BPA", or "Tacoma Power" as applicable. For specified procurements of ACS power, use the ACS Procurement Calculator to calculate the resource breakdown comprising the ACS system mix. **Procurements of unspecified power must not be entered as line items below; unspecified power will be calculated automatically in cell N9**. Unbundled RECs must not be entered on Schedule 1; these products must be entered on Schedule 2. At the bottom portion of the schedule, provide the other electricity end-uses that are not retail sales including, but not limited to transmission and distribution losses or municipal street lighting. Amounts should be in megawatt-hours.

Retail Sales (MWh)	**6,501**
Net Specified Procurement (MWh)	7,634
Unspecified Power (MWh)	-
Procurement to be adjusted	1,133
Net Specified Natural Gas	-
Net Specified Coal & Other Fossil Fuels	-
Net Specified Nuclear, Large Hydro, Renewables, and ACS Power	7,634
GHG Emissions (excludes grandfathered emissions)	0
GHG Emissions Intensity (in MT CO_2e/MWh)	0.0000

DIRECTLY DELIVERED RENEWABLES

Facility Name	Fuel Type	State or Province	WREGIS ID	RPS ID	N/A	EIA ID	Gross MWh Procured	MWh Resold	Net MWh Procured	Adjusted Net MWh Procured	GHG Emissions Factor (in MT CO_2e/MWh)	GHG Emissions (in MT CO_2e)	N/A
Goose Lake Solar	Solar	CA	W4151	62357A		59086	7634		7,634	6,501	-	-	
									-	-	#N/A		
									-	-	#N/A		
									-	-	#N/A		
									-	-	#N/A		
									-	-	#N/A		
									-	-	#N/A		
									-	-	#N/A		
									-	-	#N/A		
									-	-	#N/A		

FIRMED-AND-SHAPED IMPORTS

Facility Name	Fuel Type	State or Province	WREGIS ID	RPS ID	EIA ID of REC Source	EIA ID of Substitute Power	Gross MWh Procured	MWh Resold	Net MWh Procured	Adjusted Net MWh Procured	GHG Emissions Factor (in MT CO_2e/MWh)	GHG Emissions (in MT CO_2e)	Eligible for Grandfathered Emissions?
									-	-	#N/A		
									-	-	#N/A		
									-	-	#N/A		
									-	-	#N/A		
									-	-	#N/A		

SPECIFIED NON-RENEWABLE PROCUREMENTS

Facility Name	Fuel Type	State or Province	N/A	N/A	N/A	EIA ID	Gross MWh Procured	MWh Resold	Net MWh Procured	Adjusted Net MWh Procured	GHG Emissions Factor (in MT CO_2e/MWh)	GHG Emissions (in MT CO_2e)	N/A
									-	-	#N/A		
									-	-	#N/A		
									-	-	#N/A		
									-	-	#N/A		
									-	-	#N/A		
									-	-	#N/A		
									-	-	#N/A		
									-	-	#N/A		
									-	-	#N/A		

PROCUREMENTS FROM ASSET-CONTROLLING SUPPLIERS

Facility Name	Fuel Type	N/A	N/A	N/A	N/A	EIA ID	Gross MWh Procured	MWh Resold	Net MWh Procured	Adjusted Net MWh Procured	GHG Emissions Factor (in MT CO_2e/MWh)	GHG Emissions (in MT CO_2e)	N/A
										-	#N/A		
										-	#N/A		
										-	#N/A		
										-	#N/A		

END USES OTHER THAN RETAIL SALES	MWh

2022 POWER SOURCE DISCLOSURE ANNUAL REPORT
SCHEDULE 2: RETIRED UNBUNDLED RECS
For the Year Ending December 31, 2022
Peninsula Clean Energy Authority
Green Access

INSTRUCTIONS: Enter information about retired unbundled RECs associated with this electricity portfolio. Insert additional rows as needed. All fields in white should be filled out. Fields in grey auto-populate as needed and should not be filled out.

Total Retired Unbundled RECs	-

RETIRED UNBUNDLED RECS				
Facility Name	Fuel Type	State or Province	RPS ID	Total Retired (in MWh)

2022 POWER SOURCE DISCLOSURE ANNUAL REPORT
SCHEDULE 3: POWER CONTENT LABEL DATA
For the Year Ending December 31, 2022
Peninsula Clean Energy Authority
Green Access

Instructions: No data input is needed on this schedule. Retail suppliers should use these auto-populated calculations to fill out their Power Content Labels.

	Adjusted Net Procured (MWh)	Percent of Total Retail Sales
Renewable Procurements	6,501	100.0%
Biomass & Biowaste	-	0.0%
Geothermal	-	0.0%
Eligible Hydroelectric	-	0.0%
Solar	6,501	100.0%
Wind	-	0.0%
Coal	-	0.0%
Large Hydroelectric	-	0.0%
Natural gas	-	0.0%
Nuclear	-	0.0%
Other	-	0.0%
Unspecified Power	-	0.0%
Total	**6,501**	**100.0%**

Total Retail Sales (MWh)	**6,501**

GHG Emissions Intensity (converted to lbs CO_2e/MWh)	**-**

Percentage of Retail Sales Covered by Retired Unbundled RECs	**0.0%**

2022 POWER SOURCE DISCLOSURE ANNUAL REPORT ATTESTATION FORM
For the Year Ending December 31, 2022
Peninsula Clean Energy Authority
Green Access

I, ____Janis C. Pepper_____,
__Chief Executive Officer__, declare under penalty of perjury, that the information provided in this report is true and correct and that I, as an authorized agent of __Peninsula Clean Energy Authority_____, have authority to submit this report on the retail supplier's behalf. I further declare that all of the electricity claimed as specified purchases as shown in this report was sold once and only once to retail customers.
Name: _____Janis C. Pepper_____
Representing (Retail Supplier):_____Peninsula Clean Energy Authority___
Signature: Janis C. Pepper
Dated: May 31, 2023
Executed at: Redwood City, CA

PENINSULA CLEAN ENERGY AUTHORITY
JPA Board Correspondence

DATE: September 19, 2023
MEETING DATE: September 28, 2023
VOTE REQUIRED: None

TO: Honorable Peninsula Clean Energy Authority Board of Directors

FROM: Marc Hershman, Director of Government Affairs

SUBJECT: Update on Peninsula Clean Energy's Activities in the 2023-2024 Legislative Session

BACKGROUND

With the conclusion of the 2023 legislative session in Sacramento, Peninsula Clean Energy Government Affairs Director Marc Hershman and our lobbyist Mark Fenstermaker of Pacific Partners, will provide the Board of Directors with an oral report of legislative activities.

SACRAMENTO SUMMARY:

On Thursday, September 14, the legislature completed its business for 2023 and recessed until January 3, 2024.

Notable recent developments in 2023 included the change in leadership of the state Assembly hat occurred on July 1. Assemblymember Robert Rivas (D-Hollister) became the Speaker of the state Assembly, replacing Speaker Anthony Rendon. That change set in motion several other changes in the Assembly. San Mateo County Assembly Member Diane Papan is now a part of the leadership team.

Additionally, Los Banos's representative in the state Assembly, Esmeralda Soria, is the new chair of the Committee on Agriculture and she was also given a seat on the Appropriations Committee.

The state Senate is also undertaking a change in leadership. Senator Mike McGuire (D-Healdsburg) has been elected as the next Senate Pro Tem, He is set to replace the current Pro Tem, Senator Toni Atkins, sometime in early 2024.

PENINSULA CLEAN ENERGY SPONSORED LEGISLATION - BROWN ACT BILL

SB 537, introduced by Senator Josh Becker and sponsored by Peninsula Clean Energy, addresses the ability of board members of multijurisdictional bodies, like ours, to attend meetings virtually from remote locations.

SB 537 did not get a vote on the floor of the Assembly before the end of the 2023 session. It is eligible to be taken up in 2024 as a two-year bill.

We are most grateful to Senator Josh Becker and his staff for their unwavering efforts to bring SB 537 forward and through the legislative process.

We wish to acknowledge the continuing support of the Bay Area Air Quality Management District for providing lead testimony in each of the legislative hearings.

We greatly appreciate the many letters of support for SB 537 from local jurisdictions and elected officials. These include Atherton, Brisbane, Burlingame, Colma, Menlo Park, San Bruno, San Carlos, San Mateo, South San Francisco, Menlo Park Councilmember Betsy Nash, and Hillsborough Councilmember Leslie Ragsdale.

In addition to local support, letters and official support was also lodged by the Bay Area Air Quality Management District, California Association of Councils of Governments, League of California Cities, CalCCA, Streets for All, Los Angeles County Sanitation Districts, Transportation Agency for Monterey County, and sister CCAs Sonoma Clean Power and San Diego Community Power.

Opposition to the bill has come from the ACLU, California News Publishers, Cal Aware, California Broadcasters Association, California Common Cause, CCNMA: Latino Journalists of California, First Amendment Coalition, Howard Jarvis Taxpayers Association, and the Leadership Council for Justice and Accountability, National Press Photographers Association, Nlgja: Association of LGBTQ+ Journalists, League of Women Voters, Northern California Society of Professional Journalists, Orange County Press Club, Pacific Media Worker Guild, Radio Television Digital News Association, San Diego Pro Chapter of Society of Professional Journalists, Society of Professional Journalists, Greater Los Angeles Chapter.

At the insistence of the Senate Committee on Governance and Finance, several amendments to the bill were made. Of greatest significance, the bill was amended so that virtual participation has been limited to board members who reside more than 40 miles from the venue in which the meeting is being held and the location of the participant must be included in the agenda of the meeting.

One significant amendment that was taken from the Assembly committee will require any person who receives compensation for their service on the eligible board to participate in person.

AB 538 (Holden) – LEGISLATION TO REGIONALIZE THE GRID

AB 538 was a renewed effort by Assemblymember Holden to move California away from the California Independent System Operator as the manager of our state's electric grid and in its place have California join a multi-state regional transmission system.

On July 14, the date on which the Legislature began its summer recess, a letter signed by leaders of key regulatory agencies across multiple states (including California, Oregon, Washington, Arizona, & New Mexico) was submitted to the California Energy Commission arguing for the creation of a non-profit forum to enable a multistate regulatory dialogue to further explore the facts and politics surrounding possible regionalization. It appears that

Governor Newsom's administration is supportive of this request. Peninsula Clean Energy staff members are tracking this matter to see what comes of the request and whether there is an opportunity for our agency to engage.

FY 2023-24 State Budget / AB 1373 (E. Garcia)

As noted in previous Legislative Updates, the Governor introduced a budget trailer bill earlier this year that has raised significant concerns. In the trailer bill proposal, the Governor seeks to broaden the scope of procurement by enabling the Department of Water Resources to act as a central procurement entity. The trailer bill also adds a capacity payment penalty for Resource Adequacy deficiencies. Further it seeks to clarify the California Public Utilities Commission's Integrated Resource Plan authority over CCAs.

Peninsula Clean Energy and CalCCA have met with legislators, their staff members and Administration officials to try and move this from a budget bill, which would short circuit the hearing process, to a policy bill. We were successful in the Assembly as AB 1373 (E. Garcia) was introduced in April.

In meetings with legislative staff, we expressed our concerns with the substance of AB 1373, and we filed a letter taking the position of "Oppose Unless Amended". Our letter questioned the need for a central procurement entity and highlighted our biggest concerns: interconnection and the transmission system.

Along with the California Municipal Utilities Association, CalCCA provided the lead testimony expressing our concerns with the bill in the Assembly hearing on AB 1373. We also expressed our opposition to the bill's proposal giving the Public Utilities Commission an expanded, ill-defined Integrated Resource Plan jurisdiction over CCA procurement autonomy. And we raised objection to the bill proposal of a capacity penalty payment for Resource Adequacy deficiencies.

AB 1373 passed the Assembly Committee on Utilities and Energy. It then went to the Committee on Appropriations where it passed on May 18. The bill was then sent to the floor of the Assembly where on May 26 it passed by a vote of 57-17 with the support of Assembly Members Berman, Papan, Soria and Ting.

We continued to work with local legislators and other stakeholders to refine the bill to address our issues of concern. The Assembly adopted many of the amendments CCAs sought and the version of AB 1373 that was passed off the floor of the Assembly on May 26 was significantly improved. As a result, we then submitted a letter withdrawing our opposition and moving to a neutral position on the legislation.

AB 1373 was heard in the Senate Committee on Energy on September 6. At that time the committee accepted an amendment supported by CalCCA which placed guardrails around the Department of Water Resources as the sole agency responsible for central procurement. We believe that this limitation will mitigate the risk of market disruptions and will protect our ratepayers. Also important, was an amendment inserted that maintains the existing right of CCAs to self-procure diverse resources that are not otherwise procured by the DWR.

With these changes made, Peninsula Clean Energy once again took a neutral position on the legislation. A copy of that correspondence is included with this report.

AB 1373 passed the Legislature late in the evening on September 14, in the final hours of the legislative session, and the bill is now awaiting the Governor's signature or veto.

2024 Climate Bond

Two pieces of legislation, AB 1567 (E.Garcia) in the Assembly and SB 867 (Allen) in the Senate, would have created the basis for a climate bond for the 2024 ballot. Each piece of legislation proposes approximately $15 billion in investment in climate areas, including resilience measures for water, wildfire, flood, drought and the coast, heat mitigation, and support for agriculture and parks. Each also has a clean energy component of approximately $2 billion.

Neither bill came to the floor in 2023. The size of the bond will likely shrink considerably before it comes to the floor for consideration.

Both bills were made 2-year bills, which guarantees that a climate bond will not appear on the March 2023 ballot. Should the Legislature revisit this in 2024 a climate bond could be placed on the November 2024 ballot.

ATTACHMENTS:

Letter Regarding AB 1373.pdf

PENINSULA CLEAN ENERGY

San Mateo County | Atherton | Belmont | Brisbane | Burlingame | Colma | Daly City | East Palo Alto | Foster City
Half Moon Bay | Hillsborough | Los Banos | Millbrae | Menlo Park | Pacifica | Portola Valley | Redwood City | San Bruno |
San Carlos San Mateo | South San Francisco | Woodside

September 11, 2023

The Honorable Anthony Portantino
Chair, Senate Appropriations Committee
1021 O Street, Room 7630
Sacramento, CA 95814

Re: AB 1373 (Garcia) – NEUTRAL

Dear Senator Portantino,

On behalf of Peninsula Clean Energy Authority (PCE), a community choice aggregator (CCA) serving roughly 800,000 Californians in San Mateo County and Los Banos in Merced County, I write to convey our neutral position on AB 1373 based on the amendments adopted on September 7, 2024.

Peninsula Clean Energy appreciates AB 1373's tailored approach to central procurement of strategic resources by placing the responsibility solely with the Department of Water Resources (DWR). AB 1373 also establishes important guardrails around DWR as a central procurement entity (CPE) that will mitigate the risk of market disruption and protect ratepayers. We also appreciate the recent amendment to preserve the existing right of CCA's to self-procure diverse resources that are not otherwise procured by the DWR in their central procurement capacity. This amendment strikes the appropriate balance of giving the California Public Utilities Commission (CPUC) the tools necessary to ensure grid reliability while still honoring the long-standing right of CCAs to procure resources on behalf of their customers.

Peninsula Clean Energy recognizes the hard work that went into finding a policy that works for CCAs, the many other stakeholders, and Californians at large and we appreciate Assemblymember Garcia's efforts to this end.

Sincerely,

Shawn Marshall,
Chief Executive Officer

cc: The Honorable Eduardo Garcia
The Honorable Josh Becker

2075 Woodside Road | Redwood City, CA | 94061
(650) 260-0005 | peninsulacleanenergy.com

PENINSULA CLEAN ENERGY AUTHORITY
JPA Board Correspondence

DATE: September 19, 2023
MEETING DATE: September 28, 2023
VOTE REQUIRED: Majority Vote

TO: Honorable Peninsula Clean Energy Authority Board of Directors

FROM: Phillip Kobernick, Senior Programs Manager;
Rafael Reyes, Director of Community Energy Programs

SUBJECT: Delegating authority for the Chief Executive Officer to finalize and execute a contract amendment with CLEAResult to increase the contract by $524,500 for a total of up to $2,524,500 and extend the contract through December 31, 2026

RECOMMENDATION

Staff recommends the Board of Directors approve the contract extension with CLEAResult to provide technical assistance services in the EV Ready program.

BACKGROUND

In December 2018, the Board approved a 4-year $16 million EV charging infrastructure program intended to accelerate EV adoption in San Mateo County. The funds include $12 million in incentives, technical assistance, workforce development, and other program costs.

In January 2019, Peninsula Clean Energy submitted a joint application to the California Energy Commission (CEC) with Silicon Valley Clean Energy (SVCE), San Jose Clean Energy (SJCE), City of Palo Alto and Silicon Valley Power (SVP) for additional State funding for EV infrastructure through the California Electric Vehicle Incentive Project (CALeVIP). PCE was successful in attracting an additional $12 million to San Mateo County from the CEC through the CALeVIP program – increasing the available incentive pool to $24 million over 4 years.

The incentives for San Mateo County were originally organized into two pools, $20 million in CALeVIP (focused primarily on fast charging, public and workplace), of which $12 million was from the CEC and $8M was from PCE, and an additional $4 million in a dedicated pool administered by PCE to address gaps in the CALeVIP program including multi-family housing, Level 1 charging, new construction, and other segments. The PCE program, called “EV Ready,” launched in fall 2020. In August 2022, Peninsula Clean Energy elected to directly administer the not yet approved pool of funds that were previously administered through CALeVIP, worth approximately $4 million, adding these funds into the PCE directly administrated pool of funds in EV Ready.

Since these changes were made, the EV Ready program has grown significantly. There are

now over 130 active EV charging incentive projects in progress, representing more than 2,000 charging ports. 528 charging ports have already been installed, over half of which are at multi-family properties like apartments and condos, as outlined in the table below. 349 of these chargers have been installed in PCE's directly administered pool of funds for a total of about $803,000 in incentives and 179 chargers have been installed as part of the CALeVIP program for a total of about $1,049,000 in incentives, highlighting PCE's focus on more cost-effective chargers that are quicker to install.

Since the program launch, PCE, through its contract with CLEAResult, has provided optional, but recommended, technical assistance to customers planning to install EV charging. This technical assistance provides customers with education on various EV charging options, including "right-sized" and lower-cost opportunities, project planning guidance, electrical load studies, various site design options, contractor referrals (if requested), and access to negotiated pricing on EV charging equipment. They key deliverable that customers receive is a "Charging Evaluation," which provides three EV charging design options: what the customer initially requested, a larger and more cost-effective project that adds more charging at an average lower cost per charger, and a final design option that maximizes available incentives and/or adds as much charging as is feasible. There are currently 220 properties receiving these technical assistance services, representing a potential of 1,800 charging ports in design.

PCE's right-sizing EV charging strategy, as implemented with customers receiving technical assistance, has demonstrated how to install more cost-effective EV charging that minimizes the need for time-consuming electrical service upgrades from PG&E. This strategy relies upon Level 1 and power-managed Level 2 charging for long-dwell parking applications like overnight charging at multi-family residential locations. These charging solutions meet the typical daily needs of nearly all EV drivers while allowing for many more chargers to be added to energy-constrained properties than traditional, full-power, Level 2 charging stations. They are also much less expensive. PCE's average costs are $3,500 per charger, 5 times less expensive than PG&E's average costs. Level 1 charging is even more affordable, costing around $2,400 per outlet and enabling some customers to install these chargers with no out of pocket costs with PCE's incentives. This strategy has been subsequently adopted by other CCAs and agencies such as Silicon Valley Clean Energy's FutureFit Assist program, the California Energy Commission's Reliable, Equitable, and Accessible Charging for Multi-Family Housing (REACH) program, and PG&E's new Multi-Family and Small Business Direct Install Pilot. Level 1 charging was also first added as a proposed charging option in the upcoming state CALGreen building code cycle.

The technical assistance offering has proved to be a vital component of the EV Ready program by enabling customers to increase the scope of their projects. Customers receiving technical assistance in the EV Ready program have, on average, doubled the number of EV chargers from what they initially requested. Multi-family properties have been a particular focus of the program and these have seen an average increase of two and a half time the initially requested number of ports on average. Empowering multifamily property managers to so significantly expand the scope of their EV charging projects is a priority for ensuring equitable access as residents of these properties have historically adopted EVs at lower rates than residents of single-family homes, due to a lack of home charging options. In addition, 12 Affordable Housing projects with providers such as Mercy Housing, Bridge Housing, and MidPen Housing, are currently enrolled in the technical assistance program to provide EV charging for their residents.

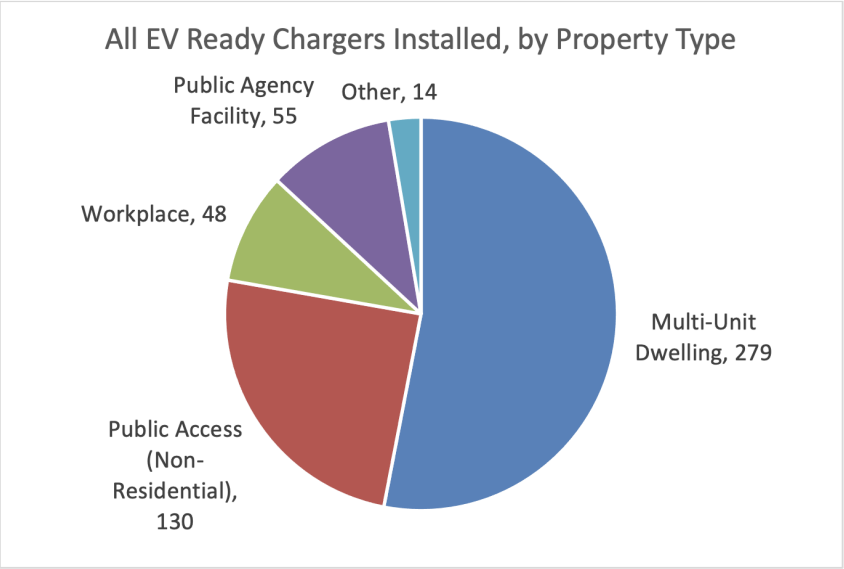

The contract with CLEAResult to provide these technical assistance services was originally approved by the Board of Directors in August 2019 and its current term is from December 2019 to December 2023.

DISCUSSION

Peninsula Clean Energy executed a three-year contract with CLEAResult in November 2019 with a total contract value of $2 million. The contract contains three components: Program Administration & Marketing, Charging Evaluations, and a performance incentive when EV chargers are installed, as outlined in the table below. Charging Evaluations are the deliverable that a technical-assistance customer receives and includes charging installation options for their consideration and selection.

Table 1: Original CLEAResult Contract Payment Structure

Category	Amount	Share	Rate
Program Administration & Marketing	$550,000	31%	
Performance (Charging Evaluations)	$1,150,000	58%	$2,875 per Charging Evaluation
Charging Port Bonus	$215,000	11%	$215 per charging port installed, after 2,500 ports
Total	**$2,000,000**		

Staff are satisfied with CLEAResult's performance and have negotiated a contract extension that adds additional time and value to the contract and also makes modifications to the

payment structure. The changes are reflective of a significantly changed landscape from when the program first launched. For instance, CALeVIP was originally projected to have provided over 2,000 charging ports but will ultimately provide fewer than 800 due to widespread cancellations. As a result, PCE has taken a much more direct role in administering incentives and managing customers. The resulting contract change modifies the Charging Port Bonus to apply to only chargers installed by technical assistance customers and to start sooner (at 250 ports vs 2,500 ports), reflecting the substantial reduction of expected CALeVIP charging ports and the need for PCE to generate new projects.

Another contract modification is the change in the price of Charging Evaluations and Charging Port Bonuses. These changes are intended to put more focus and value on projects that are more likely to result in charger installations. Charging Evaluation costs will be reduced from $2,875 to $1,950 each and Charging Port Bonuses will be increased from $215 each to $480 each, and as mentioned previously, will only apply to chargers installed by technical assistance customers. These modifications are outlined in the table below.

Table 2: Proposed CLEAResult Contract Payment Structure Revision

Category	Amount	Share	Rate
Program Administration & Marketing	$900,000	36%	
Performance (Charging Evaluations)	$1,024,000	41%	Up to 180 Charging Evaluations ($2,875 each) Charging Evaluations 181 to 440 ($1,950 each)
Charging Port Bonus	$600,000	24%	$480 per charging port installed, after 250 ports installed by Technical Assistance customers
Total	**$2,524,500**		

FISCAL IMPACT

A total $524,500 in additional funding is being proposed to the CLEAResult contract for a modified contract value of $2,524,500. Funding for this project has been included in the Board-approved FY 2024 budget.

STRATEGIC PLAN

Goal 3 – Community Energy Programs:

- Objective A: Develop market momentum for electric transportation
    - Key Tactic 1: Drive personal electrified transportation to majority adoption
- Objective B: Deliver tangible benefits throughout our diverse communities
    - Key Tactic: Expand charging access and equity to low income communities

ATTACHMENTS:
2023.09.28 BOD Programs - EV Ready Clearesult Amendment 2 - Contract Extension .docx

RESOLUTION NO. _____

PENINSULA CLEAN ENERGY AUTHORITY, COUNTY OF SAN MATEO, STATE OF CALIFORNIA

DELEGATING AUTHORITY FOR THE CHIEF EXECUTIVE OFFICER TO FINALIZE AND EXECUTE A CONTRACT AMENDMENT WITH CLEARESULT TO INCREASE THE CONTRACT BY $524,500 FOR A TOTAL OF UP TO $2,524,500 AND EXTEND THE CONTRACT THROUGH DECEMBER 31, 2026

RESOLVED, by the Peninsula Clean Energy Authority of the County of San Mateo, State of California, that

WHEREAS, Peninsula Clean Energy was formed on February 29, 2016; and

WHEREAS, expanding access to charging in increases adoption of electric vehicles to reduce greenhouse gasses is part of Peninsula Clean Energy's program roadmap approved by the Board; and

WHEREAS, in December 2018, the Peninsula Clean Energy Board of Directors approved $16 million in funds for a 4-year EV charging infrastructure program, which came to be called the "EV Ready" program; and

WHEREAS, technical assistance supports electric vehicle charging infrastructure deployment by providing education and technical project support to decrease barriers to install charging; and

WHEREAS, in August 2019, the Peninsula Clean Energy Board of Directors approved a $2 million contract with a Technical Assistance Contractor; and

WHEREAS, CLEAResult was selected as the Technical Assistance Contractor in 2019 as the result of a competitively issued solicitation; and

WHEREAS, CLEAResult has provided satisfactory performance and Peninsula Clean Energy would like CLEAResult to continue to provide technical assistance services; and

WHEREAS, the Board wishes to delegate to the Chief Executive Officer authority to execute the amended agreement with CLEAResult to support customers seeking to install electric vehicle chargers with technical assistance.

NOW, THEREFORE, IT IS HEREBY DETERMINED AND ORDERED that the Board delegates authority to the Chief Executive Officer to finalize and execute the amendment with CLEAResult to increase the contract by $524,500 for a total of up to $2,524,500 and extend

the contract through December 31, 2026 in a form approved by the General Counsel.

* * * * * *

AMENDMENT NO. 2 TO AGREEMENT BETWEEN PENINSULA CLEAN ENERGY AUTHORITY AND CLEARESULT CONSULTING INC.

THIS AMENDMENT TO THE AGREEMENT, entered into this XX th day of September, 2023 by and between PENINSULA CLEAN ENERGY AUTHORITY, a California joint powers authority, hereinafter called "PCE," and CLEAResult Consulting Inc. hereinafter called "Contractor";

W I T N E S S E T H:

WHEREAS, the parties entered into an Agreement on November 20, 2019 for the purpose of implementing the Electrical Vehicle Charging Infrastructure Technical Assistance Consultant Program ("Agreement"); and

WHEREAS, the parties wish to extend the contract termination date from December 31, 2023 to December 31, 2026 and further amend the Agreement as described below.

NOW, THEREFORE, IT IS HEREBY AGREED BY THE PARTIES HERETO AS FOLLOWS:

1. Except as expressly amended herein, all other provisions of the Agreement shall remain in full force and effect.

2. This Amendment No. 2 shall take effect upon the date of execution by both parties.

3. The text of Section 3 "Payments" shall be replaced in its entirety with:

   In considera?on of the services provided by Contractor in accordance with all terms, condi?ons, and specifica?ons set forth in this Agreement and in Exhibit A, PCEA shall make payment to Contractor based on the rates and in the manner specified in Exhibit A. PCEA reserves the right to withhold payment if PCEA determines that the quan?ty or quality of the work performed is unacceptable, provided PCEA no?fies Contractor of the specific issues with the work performed before payment is due. In no event shall PCEA's total fiscal obliga?on under this Agreement exceed two million, five hundred and twenty-four thousand and five hundred dollars ($2,524,500). In the event that the PCEA makes any advance payments, Contractor agrees to refund any amounts in excess of the amount owed by the PCEA at the ?me of contract termina?on or expira?on.

4. The text of Section 4 "Term" shall be replaced in its entirety with:

   Subject to compliance with all terms and condi?ons, the term of this Agreement shall be from December 1, 2019, through December 31, 2026.

5. The text of section 19 "Notices" shall be replaced in its entirety with:

Any no?ce, request, demand, or other communica?on required or permi?ed under this Agreement shall be deemed to be properly given when both: (1) transmi?ed via facsimile to the telephone number listed below or transmi?ed via email to the email address listed below; and (2) sent to the physical address listed below by either being deposited in the United States mail, postage prepaid, or deposited for overnight delivery, charges prepaid, with an established overnight courier that provides a tracking number showing confirma?on of receipt.

In the case of PCEA, to:

Name/Title: Shawn Marshall, Chief Execu?ve Officer
Address: 2075 Woodside Road, Redwood City, CA 94061
Telephone: 650-260-0100
Email: smarshall@peninsulacleanenergy.com

In the case of Contractor, to:

Name/Title: Legal Department, CLEAResult
Address: 2000 SW First Ave, Suite 220,
Portland, OR 97201
Email: legal@clearesult.com

6. The text of "PCE EV Charging Infrastructure Technical Assistance Consultant SOW: Contract Payment Structure and Schedule" shall be replaced in its entirety with:

6 Contract Payment Structure and Schedule

1. Payment Structure

Payment to Contractor will be based on Time & Materials, Performance payments, and Bonus payments, as outlined below.

The payment structure described herein reflects payments amounts from initial contract execution until the execution of amendment 2 and revised payments amounts from the execution of amendment 2 through the end of the revised contract term.

Payment structure from initial contract execution until execution of amendment 2

Payment Structure

Category	Amount	Share	Applicable Rate
Time & Materials		31%	

Program Management	$555,000		
Marke?ng	$80,000		
Performance	$1,150,00	58%	$2875/ site assessment
Bonus	$215,000	11%	$215/ port for all ports installed a?er 2500 ports
Total	$2,000,000		

Time and Materials Schedule

Role	Hourly Rate
Program Director	$206
Opera?ons Manager	$120
Sr. Consultant	$139
Sr. Electrical Engineer	$160
Account Manager	$95
Marke?ng Manager	$112
Crea?ve Director	$165
Graphic Designer	$80
Copy Editor	$84
Web Developer	$131
IT Developer	$152

Payment structure from execution of amendment 2 through revised contract term

Payment Structure

Category	Amount	Share	Applicable Rate
Program Management & Marketing (Time & Materials)	$900,000	36%	
Performance	$1,024,500	41%	Up to 180@ $2875/ Charging Evaluation, 181 to 440 @ $1950/ Charging Evaluation
Bonus	$600,000	24%	$480/ port for all ports installed after 250 TA ports (see Section 2.c. below)
Total	$2,524,500		

Time and Materials Schedule

Role	Hourly Rate
Program Director	$240

Operations Manager	$143
Sr. Consultant	$162
Sr. Electrical Engineer	$187
Account Manager	$112
Sr. Energy Auditor	$96
Energy Engineer 5	$187
Energy Engineer 2	$135
Marketing Manager	$126
Creative Director	$201
Graphic Designer	$99
Copy Editor	$102
Web Developer	$161
IT Developer	$188

There will be an annual price escala?on to the lesser of the two: 12-month employment cost index as reported by the Bureau of Labor Sta?s?cs or 7 percent. Annual price escala?on is to not be less than 3 percent.

Addi?onal roles and rates may be added to the table with wri?en permission of PCE.

2. Payment Schedule

Payment to consultant shall be scheduled as follows:

a. Program Management and Marke?ng
    i. Fees shall be billed on a ?me and materials according to the above Time and Materials Schedule, to be invoiced no more than monthly on a net 30 schedule.
    ii. Total billings may not exceed the above budgeted amounts.

b. Performance
    i. Site assessment (e.g. “Power Parking Assessment” or “Charging Evalua?on”) fees may be invoiced with the monthly invoices iden?fied in the Payment Structure table above. Site assessments must have delivered to PCE the tasks outlined in Sec?on 2.6 “Power Parking Assessment.”
    ii. The first 180 Charging Evalua?ons completed prior to amendment 2 shall be invoiced by Contractor at $2,875

each. Charging Evalua?ons 181 through 440 shall be invoiced by Contractor at $1,950 each.

iii. Total billings may not exceed the above budgeted amounts.

c. Bonus

i. Bonus fees may be invoiced with the monthly invoices iden?fied in the Payment Structure table above.

ii. Ports counted for the Bonus only include ports that have been installed from a customer that has received a Charging Evalua?on from Contractor. The first 250 Bonus ports shall be provided at no cost to PCEA. Ports installed a?er the first 250 ports shall be invoiced by Contractor at $480 each.

iii. Make Ready Circuits installed per mutually determined design guidelines shall be counted as one half (.5) ports for the purpose of calcula?ng the installa?on goal.

iv. Total billings may not exceed the above budgeted amounts.

d. Services Schedule

i. Program Management & Marke?ng and Performance tasks and payments will occur through December 31, 2025.

ii. Bonus payments will occur through the en?re revised contract term, to allow for Bonus port payments to occur when customers install ports within the year following the termina?on of Program Management & Marke?ng and Performance tasks.

IN WITNESS WHEREOF, the parties hereto have executed this Amendment as set forth below.

PENINSULA CLEAN ENERGY AUTHORITY

By:

Chief Executive Officer, Peninsula Clean Energy Authority

Date:

ATTEST:

By:

Clerk of Said Board

CLEAResult Consulting Inc.

Contractor's Signature

Date: