Robert S. McKinnell
City Clerk

Kevin A. Larson
City Treasurer

Thomas R. Hatch
Interim City Administrator

Christian L. Bettenhausen
City Attorney

Placentia City Council
Placentia City Council as Successor to the Placentia Redevelopment Agency
Placentia Industrial Commercial Development Authority
Placentia Public Financing Authority

AGENDA
February 18, 2025

Council Chambers
401 E Chapman Ave.
Placentia, CA 92870

Phone: (714) 993-8117
Email: administration@placentia.org
www.placentia.org

KEVIN KIRWIN
Mayor
District 2

CHAD P. WANKE
Mayor Pro Tem
District 4

THOMAS HUMMER
Councilmember
District 1

WARD L. SMITH
Councilmember
District 5

JEREMY B. YAMAGUCHI
Councilmember
District 3

Mission Statement

The City Council is committed to keeping Placentia a pleasant place by providing a safe family atmosphere, superior public services and policies that promote the highest standards of community life.

Vision Statement

The City of Placentia will maintain an open, honest, responsive and innovative government that delivers quality services in a fair and equitable manner while optimizing available resources.

Copies of all agenda materials are available for public review in the Office of the City Clerk, online at www.placentia.org, and at Placentia Library Reference Desk. Persons who have questions concerning any agenda item may call the City Clerk's Office, (714) 993-8231, to make inquiry concerning the nature of the item described on the agenda.

Procedures for Addressing the Council/Board Members

Any person who wishes to speak regarding an item on the agenda or on a subject within the City's jurisdiction during the **"Oral Communications"** portion of the agenda should fill out a **"Speaker Request Form"** and give it to the City Clerk BEFORE that portion of the agenda is called. Testimony for Public Hearings will only be taken at the time of the hearing. Any person who wishes to speak on a Public Hearing item should fill out a **"Speaker Request Form"** and give it to the City Clerk BEFORE the item is called.

The Council and Board members encourage free expression of all points of view. To allow all persons the opportunity to speak, please keep your remarks brief. If others have already expressed your position, you may simply indicate that you agree with a previous speaker. If appropriate, a spokesperson may present the views of an entire group. To encourage all views, the Council and Board discourage clapping, booing or shouts of approval or disagreement from the audience.

PLEASE SILENCE ALL PAGERS, CELL PHONES, AND OTHER ELECTRONIC EQUIPMENT WHILE COUNCIL AND BOARD MEMBERS ARE IN SESSION.

Special Accommodations

In compliance with the Americans with Disabilities Act, if you need special assistance to participate in this meeting, please contact the City Clerk's Office at (714) 993-8231. Notification 48 hours prior to the meeting will generally enable City staff to make reasonable arrangements to ensure accessibility. (28 CFR 35.102.35.104 ADA Title II)

In compliance with California Government Code § 54957.5, any writings or documents provided to a majority of the City Council regarding any item on this agenda that are not exempt from disclosure under the Public Records Act will be made available for public inspection at the City Clerk's Office at City Hall, 401 East Chapman Avenue, Placentia, during normal business hours.

Study Sessions are open to the public and held in the City Council Chambers or City Hall Community Room. Closed Sessions are held in the Council Caucus Room. While the public may be in attendance during oral announcements preceding Closed Sessions, Closed Sessions are not open to the public.

PLACENTIA CITY COUNCIL REGULAR MEETING AGENDA - CLOSED SESSION
February 18, 2025
5:00 p.m. - City Council Chambers
401 E. Chapman Avenue, Placentia, CA

CALL TO ORDER:

ROLL CALL:
Councilmember/Board Member Hummer
Councilmember/Board Member Smith
Councilmember/Board Member Yamaguchi
Mayor Pro Tem/Board Vice Chair Wanke
Mayor/Board Chair Kirwin

ORAL COMMUNICATIONS:
At this time the public may address the City Council and Boards of Directors concerning any items on the Closed Session Agenda only. There is a five (5) minute time limit for each individual addressing the City Council and Boards of Directors. The City Council and Boards of Directors will recess to the City Council Caucus Room for the purpose of conducting their Closed Session proceedings.

CLOSED SESSION PROCEEDINGS:

Pursuant to Government Code Section 54957.6
CONFERENCE WITH LABOR NEGOTIATOR
Agency Designated Representatives: Thomas Hatch, Interim City Administrator
Alice Burnett, Director of Human Resources
Employee Organizations: Placentia City Employees Association (PCEA)
Placentia Firefighters Association (PFA)
Placentia Police and Fire Management Association (PPFMA)
Placentia Police Officers Association (PPOA)
Unrepresented Employees

Pursuant to Government Code Section 54956.9(d)(2)
CONFERENCE WITH LEGAL COUNSEL – Anticipated Litigation
(1 case)

Pursuant to Government Code Section 54957(b)(1):
PUBLIC EMPLOYEE PERFORMANCE EVALUATION
Title: Interim City Administrator

RECESS: The City Council and Boards of Directors will recess to their 7:00 p.m. Regular Meeting.

REGULAR MEETING AGENDA
February 18, 2025
7:00 p.m. - City Council Chambers
401 E. Chapman Avenue, Placentia, CA

CALL TO ORDER:

ROLL CALL:
Councilmember/Board Member Hummer
Councilmember/Board Member Smith
Councilmember/Board Member Yamaguchi
Mayor Pro Tem/Board Vice Chair Wanke
Mayor/Board Chair Kirwin

INVOCATION: Chaplain Kenneth Curry

PLEDGE OF ALLEGIANCE: Brian Peña, 6th Grader from OCSCS

PRESENTATIONS: None

CLOSED SESSION REPORT:

CITY ADMINISTRATOR REPORT:

ORAL COMMUNICATIONS:
At this time the public may address the City Council and Boards of Directors concerning any agenda item, which is not a public hearing item, or on matters within the jurisdiction of the City Council and Boards of Directors. There is a five (5) minute time limit for each individual addressing the City Council and Boards of Directors.

CITY COUNCIL MEMBER COMMENTS:

1. CONSENT CALENDAR (1.a. to 1.c):
All items on the Consent Calendar are considered routine and are enacted by one motion approving the recommended action listed on the Agenda. Any Member of the City Council and Boards of Directors or City Administrator may request an item be removed from the Consent Calendar for discussion. All items removed shall be considered immediately following action on the remaining items.

1.a Consideration to Waive Reading in Full of all Ordinances and Resolutions

Fiscal Impact: None

Recommended Action: It is recommended that the City Council:
Approve.

1.b City Fiscal Year 2024-25 Registers for February 18, 2025
Check Register
Fiscal Impact: $ 1,319,248.12
Electronic Disbursement Register

Fiscal Impact: $ 1,924,528.93

Recommended Action: It is recommended that the City Council:
Receive and file.

1.c Second Reading and Adoption of Ordinance No. O-2025-01, an Ordinance of the City Council of the City of Placentia, California Amending Chapter 10.56 “Graffiti” of Title 10 “Peace, Morals and Safety” of the Placentia Municipal Code Relating to the Prevention, Enforcement, and Abatement of Graffiti, and Recovering Costs Related Thereto

Fiscal Impact: No immediate impact. Potential for increased revenue.

Recommended Action: It is recommended that the City Council take the following action:

1. Waive full reading, by title only, and adopt Ordinance No. O-2025-01, an Ordinance of the City Council of the City of Placentia, California amending Sections 10.56.010, 10.56.020, 10.56.060, and 10.56.070 (Chapter 10.56 “Graffiti” of Title 10 “Peace, Morals and Safety”) relating to the prevention, enforcement, and abatement of graffiti, and recovering costs related thereto

2. PUBLIC HEARING:

2.a Transfer of Unclaimed Payroll and Accounts Payable Checks to the General Fund

Fiscal Impact:
General Fund Revenue: $25,393.67

Recommeded Action: It is recommended that the City Council take the following action:

1. Open the Public Hearing concerning the transfer of unclaimed payroll and accounts payable checks to the General Fund, consider all public testimony, ask questions of staff, and close the public hearing; and
2. Adopt Resolution 2025-05 a Resolution of the City Council of the City of Placentia, California, amending the City’s FY 2024-25 Budget.

3. REGULAR AGENDA:

3.a Fiscal Year 2024-25 Mid-Year Budget Report

Fiscal Impact:

Fund	Revenues	Expenditures
General Fund	1,168,072	1,878,850
Special Revenue	2,048,076	4,023,231
Capital Projects	-	(2,700)
Enterprise Funds	-	(4,700)
Internal Service Fund	125,086	145,686
Total	**3,341,234**	**6,040,367**

Recommended Action: It is recommended that the City Council take the following action:

1. Approve the Mid-Year Budget Report and adopt Resolution No. R-2025-06, amending the City's FY 2024-25 Budget, Position Allocation Plan and Salary Schedule.

3.b Fiscal Year 2025-26 Capital Improvement Program

Fiscal Impact: The fiscal impact will be determined with final adoption of the Fiscal Year 2025-26 CIP Budget.

Recommended Action:
It is recommended that the City Council take the following actions:

1. Provide staff direction for using 40% or 50% of Measure U towards infrastructure; and
2. Confirm use of measure U funding towards staff identified critical projects (Fuel Tank & Golden Ave Bridge); and
3. Direct staff to work with consultant to prioritize street projects and return to Council with recommendations.

CITY COUNCIL MEMBERS REQUESTS:
Council Members may make requests or ask questions of Staff. If a Council Member would like to have formal action taken on a requested matter, it will be placed on a future Council or Board Agenda.

ADJOURNMENT
The City Council/Successor Agency/ICDA/PPFA Board of Directors will adjourn to a regular City Council meeting on March 4, 2025, at 5:30 p.m.

CERTIFICATION OF POSTING
I, Nancy Albitre-Seely, Interim Deputy City Clerk for the City of Placentia and Acting Assistant Secretary of the Industrial Commercial Development Authority, the Successor Agency, and the Placentia Financing Authority hereby certify that the Agenda for the February 18, 2025, meetings of the City Council, Successor Agency, and Industrial Commercial Development Authority, and the Placentia Public Financing Authority was posted on February 13, 2025.

_____
Nancy Albitre-Seely, Interim Deputy City Clerk

PLACENTIA CITY COUNCIL AGENDA REPORT

Meeting Date: February 18, 2025

Submitted by: Nancy Albitre-Seely

From: City Attorney's Office

Subject:

Pursuant to Government Code Section 54957.6

CONFERENCE WITH LABOR NEGOTIATOR

Agency Designated Representatives: Thomas Hatch, Interim City Administrator
Alice Burnett, Director of Human Resources

Employee Organizations: Placentia City Employees Association (PCEA)
Placentia Firefighters Association (PFA)
Placentia Police and Fire Management Association (PPFMA)
Placentia Police Officers Association (PPOA)
Unrepresented Employees

Pursuant to Government Code Section 54956.9(d)(2)

CONFERENCE WITH LEGAL COUNSEL – Anticipated Litigation

(1 case)

Pursuant to Government Code Section 54957(b)(1):

PUBLIC EMPLOYEE PERFORMANCE EVALUATION

Title: Interim City Administrator

Agenda Item No: 1.b

PLACENTIA CITY COUNCIL AGENDA REPORT

Meeting Date: February 18, 2025
Submitted by: Gabriela Calin
From: Finance

Subject:
City Fiscal Year 2024-25 Registers for February 18, 2025
Check Register
Fiscal Impact: $ 1,319,248.12
Electronic Disbursement Register
Fiscal Impact: $ 1,924,528.93

Recommendation:
Recommended Action: It is recommended that the City Council:
Receive and file.

Attachments
Check Register 02.18.2025.pdf
ACH Check Register 02.18.2025.pdf

City of Placentia
Check Register
For 02/18/2025

Type	Vendor Name/ID	Description	Account/Description	Batch ID	Amount	Invoice#	PO #	Check #	Check Date
				Grand Total:	1,319,248.12				

Check Totals by ID	
AP	1,319,248.12
EP	0.00
IP	0.00
OP	0.00

Void Total:	0.00
Check Total:	1,319,248.12

Fund Name	Check Totals by Fund
101-General Fund (0010)	704,322.90
117-Measure U Fund (0079)	64,781.58
205-State Gas Tax (0017)	16,394.00
210-Measure M (0018)	34,885.68
211-PEG Fund (0058)	682.00
215-Air Quality Management (0019)	8,721.42
231-Placentia Reg Nav Cent(0078)	274,205.64
233-Gen Plan Update Fees (0074)	76.00
234-Technology Impact Fees (0075)	47.50
265-Landscape Maintenance (0029)	4,010.38
275-Sewer Maintenance (0048)	3,634.83
280-Misc Grants Fund (0050)	23,786.00
282-CalRecycle Grant (0083)	5,168.50
401-City Capital Projects (0033)	13,294.08
501-Refuse Administration (0037)	16,577.02
601-Employee Health & Wlfre (0039)	968.03
605-Risk Management (0040)	387.84
701-Special Deposits (0044)	147,304.72
Check Total:	1,319,248.12

Funds will be transferred from the Cash Basis Fund as needed to fund the warrants included on this warrant register

City of Placentia
Check Register
For 02/12/2025

Type	Vendor Name/ID	Description	Account/Description	Batch ID	Amount	Invoice#	PO #	Check #	Check Date
MW OH	AIR FLOW BROS V012997	BLDG PERMIT REFUND B25-0069	102532-4166 Heat/Ventilation Air Cond	AP012725	327.00	01222025		00133703	01/29/2025
MW OH	AIR FLOW BROS V012997	BLDG PERMIT REFUND B25-0069	740000-4302 General Plan Update Fee	AP012725	76.00	01222025		00133703	01/29/2025
MW OH	AIR FLOW BROS V012997	BLDG PERMIT REFUND B25-0069	750000-4303 Technology Fee	AP012725	47.50	01222025		00133703	01/29/2025
				Check Total:	**450.50**				
MW OH	AIRGAP LABS LLC V012533	GOMEZ CTR -IT UPGRADE	795508-6850 Building & Facilities	AP012725	12,716.80	213580	P13718	00133704	01/29/2025
				Check Total:	**12,716.80**				
MW OH	AMTECH ELEVATOR V012616	12/22/24 ELEV ENTRAPMENT CALL	103654-6130 Repair & Maint/Facilities	AP012725	2,200.00	DVB21995001	P13506	00133705	01/29/2025
				Check Total:	**2,200.00**				
MW OH	ARAMARK REFRESHMENT V000081	110 S BRADFORD -COFFEE/WATER	109595-6052 Common Area Supplies	AP012725	277.01	1058863821		00133706	01/29/2025
MW OH	ARAMARK REFRESHMENT V000081	1530 VALENCIA -COFFEE/WATER	109595-6052 Common Area Supplies	AP012725	917.27	1058863822		00133706	01/29/2025
MW OH	ARAMARK REFRESHMENT V000081	2999 E LA JOLLA-COFFEE/WATER	109595-6052 Common Area Supplies	AP012725	377.42	1058864321		00133706	01/29/2025
MW OH	ARAMARK REFRESHMENT V000081	110 S BRADFORD -COFFEE/WATER	109595-6052 Common Area Supplies	AP012725	292.20	1058864324		00133706	01/29/2025
MW OH	ARAMARK REFRESHMENT V000081	401 E CHAPMAN-COFFEE/WATER	109595-6052 Common Area Supplies	AP012725	1,096.51	1058864325		00133706	01/29/2025
MW OH	ARAMARK REFRESHMENT V000081	401 E CHAPMAN-COFFEE/WATER	109595-6052 Common Area Supplies	AP012725	542.27	1058864326		00133706	01/29/2025
MW OH	ARAMARK REFRESHMENT V000081	1530 VALENCIA -COFFEE/WATER	109595-6052 Common Area Supplies	AP012725	68.20	1058864327		00133706	01/29/2025
MW OH	ARAMARK REFRESHMENT	120 S BRADFORD -COFFEE/WATER	109595-6052	AP012725	200.41	10588655828		00133706	01/29/2025

City of Placentia
Check Register
For 02/12/2025

Type	Vendor Name/ID	Description	Account/Description	Batch ID	Amount	Invoice#	PO #	Check #	Check Date
	V000081		Common Area Supplies						
MW OH	ARAMARK REFRESHMENT V000081	1530 VALENCIA -COFFEE/WATER	109595-6052 Common Area Supplies	AP012725	443.00	1058865825		00133706	01/29/2025
MW OH	ARAMARK REFRESHMENT V000081	401 E CHAPMAN-COFFEE/WATER	109595-6052 Common Area Supplies	AP012725	585.51	1058865826		00133706	01/29/2025
MW OH	ARAMARK REFRESHMENT V000081	110 S BRADFORD -COFFEE/WATER	109595-6052 Common Area Supplies	AP012725	152.33	1058865827		00133706	01/29/2025
MW OH	ARAMARK REFRESHMENT V000081	900 S MELROSE -COFFEE/WATER	109595-6052 Common Area Supplies	AP012725	78.75	11207306		00133706	01/29/2025
MW OH	ARAMARK REFRESHMENT V000081	143 S BRADFORD -COFFEE/WATER	109595-6052 Common Area Supplies	AP012725	78.75	11207307		00133706	01/29/2025
MW OH	ARAMARK REFRESHMENT V000081	110 S BRADFORD -COFFEE/WATER	109595-6052 Common Area Supplies	AP012725	78.75	11207309		00133706	01/29/2025
MW OH	ARAMARK REFRESHMENT V000081	1530 VALENCIA -COFFEE/WATER	109595-6052 Common Area Supplies	AP012725	78.75	11207310		00133706	01/29/2025
MW OH	ARAMARK REFRESHMENT V000081	2999 E LA JOLLA-COFFEE/WATER	109595-6052 Common Area Supplies	AP012725	78.75	11207331		00133706	01/29/2025
MW OH	ARAMARK REFRESHMENT V000081	120 S BRADFORD -COFFEE/WATER	109595-6052 Common Area Supplies	AP012725	73.50	11207424		00133706	01/29/2025
MW OH	ARAMARK REFRESHMENT V000081	1701 ATWOOD AVE - COFFEE/WATER	109595-6052 Common Area Supplies	AP012725	42.00	11207474		00133706	01/29/2025
MW OH	ARAMARK REFRESHMENT V000081	201 S BRADFORD -COFFEE/WATER	109595-6052 Common Area Supplies	AP012725	42.00	11207475		00133706	01/29/2025
MW OH	ARAMARK REFRESHMENT V000081	401 E CHAPMAN-COFFEE/WATER	109595-6052 Common Area Supplies	AP012725	383.25	11208455		00133706	01/29/2025
MW OH	ARAMARK REFRESHMENT V000081	401 E CHAPMAN-COFFEE/WATER	109595-6052 Common Area Supplies	AP012725	35.00	11208457		00133706	01/29/2025
				Check Total:	**5,921.63**				
MW OH	ARC IMAGING RESOURCES	HP PRINTER PLOTTER	796501-6364	AP012725	16,621.72	959914	P13748	00133707	01/29/2025

City of Placentia
Check Register
For 02/12/2025

Type	Vendor Name/ID	Description	Account/Description	Batch ID	Amount	Invoice#	PO #	Check #	Check Date
	V012981		Computer Hardware						
				Check Total:	**16,621.72**				
MW OH	ARTHOUSE MANUFACTORY V012938	CONFERENCE TABLE FABRICATION	795301-6850 Building & Facilities	AP012725	3,209.25	0080A	P13684	00133708	01/29/2025
				Check Total:	**3,209.25**				
MW OH	AT & T V008736	1/9-2/8 FS2 INTERNET	109595-6215 Telephone/Internet	AP012725	95.59	FS2 JAN 25		00133709	01/29/2025
MW OH	AT & T V008736	1/13-2/12 KOCH PARK INTERNET	109595-6215 Telephone/Internet	AP012725	84.89	KP JAN 25		00133709	01/29/2025
				Check Total:	**180.48**				
MW OH	AT&T V004144	DEC-JAN PHONE CHARGES	109595-6215 Telephone/Internet	AP012725	2,194.15	012225		00133710	01/29/2025
MW OH	AT&T V004144	DEC-JAN PHONE CHARGES	109595-6215 / 21008-6215 Telephone/Internet	AP012725	13.67	012225		00133710	01/29/2025
MW OH	AT&T V004144	DEC-JAN PHONE CHARGES	296561-6215 Telephone/Internet	AP012725	287.68	012225		00133710	01/29/2025
				Check Total:	**2,495.50**				
MW OH	BADGE FRAME INC V010144	PD ORGANIZATION CHART NAMES	103040-6230 Printing & Binding	AP012725	76.00	935214		00133711	01/29/2025
				Check Total:	**76.00**				
MW OH	BIGGS CARDOSA V010461	DEC - ENGINEERING SVS	331801-6740 Infrastructure - Streets	AP012725	13,294.08	92569	P13536	00133712	01/29/2025
				Check Total:	**13,294.08**				
MW OH	BRENNAN ESTIMATING V011259	JAN FIRE ALARM TEST	103654-6127 Alarm Monitoring	AP012725	409.50	13487	P13707	00133713	01/29/2025
				Check Total:	**409.50**				
MW OH	CALIFORNIA YELLOW CAB	OCT -SENIOR TRANSPORTATION SVS	84071-6401	AP012725	23,710.04	10487025	P13626	00133714	01/29/2025

City of Placentia
Check Register
For 02/12/2025

Type	Vendor Name/ID	Description	Account/Description	Batch ID	Amount	Invoice#	PO #	Check #	Check Date
	V003323		Community Programs						
MW OH	CALIFORNIA YELLOW CAB V003323	OCT -SENIOR TRANSPORTATION SVS	94071-6401 Community Programs	AP012725	5,927.51	10487025	P13626	00133714	01/29/2025
MW OH	CALIFORNIA YELLOW CAB V003323	NOV -SENIOR TRANSPORTATION SVS	84071-6401 Community Programs	AP012725	6,223.32	11487024	P13626	00133714	01/29/2025
MW OH	CALIFORNIA YELLOW CAB V003323	NOV -SENIOR TRANSPORTATION SVS	94071-6401 Community Programs	AP012725	1,555.83	11487024	P13626	00133714	01/29/2025
MW OH	CALIFORNIA YELLOW CAB V003323	DEC -SENIOR TRANSPORTATION SVS	84071-6401 Community Programs	AP012725	4,952.32	12487024	P13626	00133714	01/29/2025
MW OH	CALIFORNIA YELLOW CAB V003323	DEC -SENIOR TRANSPORTATION SVS	94071-6401 Community Programs	AP012725	1,238.08	12487024	P13626	00133714	01/29/2025
				Check Total:	**43,607.10**				
MW OH	CITY OF BREA V000125	B. CARDS FOR ELECTED OFFICIALS	101511-6315 Office Supplies	AP012725	98.16	ASR0000402		00133715	01/29/2025
				Check Total:	**98.16**				
MW OH	COMMERCIAL AQUATIC V005203	DEC - CIVIC CTR FOUNTAIN MAINT	103654-6290 Dept. Contract Services	AP012725	408.80	1009767	P13508	00133716	01/29/2025
MW OH	COMMERCIAL AQUATIC V005203	DEC - FOUNTAIN MAINT - LIBRARY	103654-6290 / 21008-6290 Dept. Contract Services	AP012725	291.20	1009767	P13508	00133716	01/29/2025
				Check Total:	**700.00**				
MW OH	COUNTY OF ORANGE V008881	RADIO REPAIR	103041-6137 Repair Maint/Equipment	AP012725	417.00	STTM002534		00133717	01/29/2025
				Check Total:	**417.00**				
MW OH	DENNIS GRUBB & V012137	1/1-15 FIRE PLAN CHECK REVIEW	103066-6290 Dept. Contract Services	AP012725	860.00	002-32441	P13478	00133718	01/29/2025
				Check Total:	**860.00**				
MW OH	FACTORY MOTOR PARTS V010842	PARTS AND SUPPLIES	103658-6134 Vehicle Repair & Maintenance	AP012725	83.24	102-224882	P13535	00133719	01/29/2025

City of Placentia
Check Register
For 02/12/2025

Type	Vendor Name/ID	Description	Account/Description	Batch ID	Amount	Invoice#	PO #	Check #	Check Date
MW OH	FACTORY MOTOR PARTS V010842	PARTS AND SUPPLIES	103658-6134 Vehicle Repair & Maintenance	AP012725	37.93	102-224985	P13535	00133719	01/29/2025
MW OH	FACTORY MOTOR PARTS V010842	PARTS AND SUPPLIES	103658-6134 Vehicle Repair & Maintenance	AP012725	75.09	12-6306645	P13535	00133719	01/29/2025
MW OH	FACTORY MOTOR PARTS V010842	PARTS AND SUPPLIES	103658-6134 Vehicle Repair & Maintenance	AP012725	65.08	12-6309402	P13535	00133719	01/29/2025
MW OH	FACTORY MOTOR PARTS V010842	PARTS AND SUPPLIES	103658-6134 Vehicle Repair & Maintenance	AP012725	92.30	12-6313004	P13535	00133719	01/29/2025
				Check Total:	**353.64**				
MW OH	FAIRWAY FORD V000376	AUTO PARTS	103658-6134 Vehicle Repair & Maintenance	AP012725	216.79	273757		00133720	01/29/2025
				Check Total:	**216.79**				
MW OH	FRANCHISE TAX BOARD V000404	FTB PE1/18 PD1/24	0010-2196 Garnishments W/H	AP012725	7.73	PR2501002		00133721	01/29/2025
				Check Total:	**7.73**				
MW OH	FRANK T. MARCHELLO V012996	EMPL AWARDS - LABEL PINS	109595-6301 Special Department Expenses	AP012725	1,933.51	3601		00133722	01/29/2025
				Check Total:	**1,933.51**				
MW OH	FUTURE PRO INC V011601	CS - PITCHING MOUND COVERS	104055-6840 Machinery & Equipment	AP012725	1,560.00	23808		00133723	01/29/2025
				Check Total:	**1,560.00**				
MW OH	GLASBY MAINT. SUPPLY CO V000445	CSC - TOILET TISSUE DISPENSER	104055-6139 Repair/Maint - Parks & Fields	AP012725	169.71	348834 A		00133724	01/29/2025
				Check Total:	**169.71**				
MW OH	GOLDEN BELL PRODUCTS V005233	ASPHALT MATERIALS	103652-6132 Repair & Maintenance/Streets	AP012725	240.61	19031		00133725	01/29/2025
				Check Total:	**240.61**				
MW OH	GOLDEN STATE WATER	DEC-JAN WATER CHARGES	109595-6335	AP012725	1,713.99	012325		00133726	01/29/2025

City of Placentia
Check Register
For 02/12/2025

Type	Vendor Name/ID	Description	Account/Description	Batch ID	Amount	Invoice#	PO #	Check #	Check Date
	V000928		Water						
MW OH	GOLDEN STATE WATER V000928	DEC-JAN WATER CHARGES	296561-6335 Water	AP012725	275.80	012325		00133726	01/29/2025
				Check Total:	**1,989.79**				
MW OH	GOVERNMENTJOBS.COM INC V012161	2025-26 SUBSCRIPTION	101512-6054 Recruitement Exp	AP012725	9,908.75	INV16806		00133727	01/29/2025
				Check Total:	**9,908.75**				
MW OH	GUERRERO, VICTOR V012998	TRUCK OPERATION - REIMB	103066-6250 Staff Training	AP012725	1,717.00	01/13/25		00133728	01/29/2025
				Check Total:	**1,717.00**				
MW OH	HEALTHPOINTE MEDICAL V010713	PRE-EMPL PHYSICAL - E MARTINEZ	101512-6099 Professional Services	AP012725	452.00	30601-4505604		00133729	01/29/2025
				Check Total:	**452.00**				
MW OH	HIRSCH & ASSOCIATES INC V012854	DEC - LANDSCAPE DESIGN SVS	507313-6760 / 507313-6760 Infrastructure - Parks	AP012725	23,786.00	2421 PB-7	P13601	00133730	01/29/2025
				Check Total:	**23,786.00**				
MW OH	HOUSTON & HARRIS PCS INC V010110	DEC - SEWER LINE CLEANING	484356-6120 R & M/Sewer & Storm Drain	AP012725	3,634.14	24-26425	P13517	00133731	01/29/2025
				Check Total:	**3,634.14**				
MW OH	HOYT ROOFS INC V003476	ROOFING BOND REFUND 30-24-317	0044-2033 Construction & Demo Deposit	AP012725	100.00	B24-2167		00133732	01/29/2025
				Check Total:	**100.00**				
MW OH	HR GREEN PACIFIC INC V010735	DEC -ON-CALL PLAN CHECK SVS	103551-6290 Dept. Contract Services	AP012725	5,050.00	183328	P13490	00133733	01/29/2025
				Check Total:	**5,050.00**				
MW OH	IMPERIAL SPRINKLER V006506	SPRINKLER SUPPLIES	104055-6139 Repair/Maint - Parks & Fields	AP012725	459.15	0019013895-001	P13479	00133734	01/29/2025

City of Placentia
Check Register
For 02/12/2025

Type	Vendor Name/ID	Description	Account/Description	Batch ID	Amount	Invoice#	PO #	Check #	Check Date
MW OH	IMPERIAL SPRINKLER V006506	SPRINKLER SUPPLIES	104055-6139 Repair/Maint - Parks & Fields	AP012725	58.18	0019038207-001	P13479	00133734	01/29/2025
				Check Total:	**517.33**				
MW OH	JIS & ASSOCIATES SECURITY V012995	BL APP 930008062 - REFUND	100000-4101 Business License Fees	AP012725	116.00	012225		00133735	01/29/2025
MW OH	JIS & ASSOCIATES SECURITY V012995	BL APP 930008062 - REFUND	0044-2032 SB 1186 BL State Fee	AP012725	4.00	012225		00133735	01/29/2025
				Check Total:	**120.00**				
MW OH	JP CONTRACTORS INC V009035	ROOFING BOND REFUND 30-24-339	0044-2033 Construction & Demo Deposit	AP012725	100.00	B24-2301		00133736	01/29/2025
				Check Total:	**100.00**				
MW OH	KOLB, CIMINO V011873	RIO/CEET EXAMINATION - REFUND	103066-6250 Staff Training	AP012725	235.64	4042046		00133737	01/29/2025
				Check Total:	**235.64**				
MW OH	LN CURTIS & SONS V011267	PD UNIFORMS - VIP TETZLAFF	103041-6360 Uniforms	AP012725	383.58	INV905444	P13512	00133738	01/29/2025
				Check Total:	**383.58**				
MW OH	LONG BEACH BMW V011294	PD MOTORCYCLE REPAIR	103658-6134 Vehicle Repair & Maintenance	AP012725	453.38	50666A		00133739	01/29/2025
				Check Total:	**453.38**				
MW OH	LOS ALTOS TROPHY CO V000584	EMPLOYEE PLAQUES - AWARDS	101512-6053 City Events	AP012725	334.86	96955		00133740	01/29/2025
MW OH	LOS ALTOS TROPHY CO V000584	EMPLOYEE PLAQUES - AWARDS	101512-6053 City Events	AP012725	579.34	96956		00133740	01/29/2025
				Check Total:	**914.20**				
MW OH	MARTIN, ARMANDO V011735	DEC - DEAD ANIMAL REMOVAL SVS	103652-6290 Dept. Contract Services	AP012725	600.00	0002958	P13534	00133741	01/29/2025

City of Placentia
Check Register
For 02/12/2025

Type	Vendor Name/ID	Description	Account/Description	Batch ID	Amount	Invoice#	PO #	Check #	Check Date
				Check Total:	**600.00**				
MW OH	MC FADDEN-DALE V000635	PW FLEET SUPPLIES	103658-6134 Vehicle Repair & Maintenance	AP012725	74.99	565524/5		00133742	01/29/2025
MW OH	MC FADDEN-DALE V000635	PW FLEET SUPPLIES	103658-6134 Vehicle Repair & Maintenance	AP012725	15.40	565835/5		00133742	01/29/2025
MW OH	MC FADDEN-DALE V000635	PW FLEET SUPPLIES	103658-6134 Vehicle Repair & Maintenance	AP012725	46.94	565971/5		00133742	01/29/2025
				Check Total:	**137.33**				
MW OH	NORTH NET TRAINING V012187	OCT-DEC FIRE TRAIN FACILITY	103066-6250 Staff Training	AP012725	1,647.00	2479	P13620	00133743	01/29/2025
				Check Total:	**1,647.00**				
MW OH	ORACLE AMERICA INC V012900	IMPLEMENTATION - NETSUITE	796507-6099 Professional Services	AP012725	16,885.50	101606926	P13571	00133744	01/29/2025
				Check Total:	**16,885.50**				
MW OH	ORANGE COUNTY V000699	OCEA PE1/18 PD1/24	0010-2176 PCEA/OCEA Assoc Dues	AP012725	511.27	PR2501002		00133745	01/29/2025
MW OH	ORANGE COUNTY V000699	OCEA PE1/18 PD1/24	0029-2176 PCEA/OCEA Assoc Dues	AP012725	0.34	PR2501002		00133745	01/29/2025
MW OH	ORANGE COUNTY V000699	OCEA PE1/18 PD1/24	0037-2176 PCEA/OCEA Assoc Dues	AP012725	0.25	PR2501002		00133745	01/29/2025
MW OH	ORANGE COUNTY V000699	OCEA PE1/18 PD1/24	0048-2176 PCEA/OCEA Assoc Dues	AP012725	0.64	PR2501002		00133745	01/29/2025
				Check Total:	**512.50**				
MW OH	ORANGE COUNTY V011002	DEC CAPACITY FACILITY CHARGE	102532-4364 Sanitation Collect Fees	AP012725	-7,271.84	01202025		00133746	01/29/2025
MW OH	ORANGE COUNTY V011002	DEC CAPACITY FACILITY CHARGE	0044-2037 County Sanitation Dist Fee	AP012725	145,436.72	01202025		00133746	01/29/2025
				Check Total:	**138,164.88**				

City of Placentia
Check Register
For 02/12/2025

Type	Vendor Name/ID	Description	Account/Description	Batch ID	Amount	Invoice#	PO #	Check #	Check Date
MW OH	PARS V006999	JUL ARS/PARS FEES	395083-6025 Third Party Administration	AP012725	471.03	56350		00133747	01/29/2025
MW OH	PARS V006999	AUG ARS/PARS FEES	395083-6025 Third Party Administration	AP012725	492.00	56542		00133747	01/29/2025
				Check Total:	**963.03**				
MW OH	PCEA C/O NORTH ORANGE CO V000679	PCEA PE1/18 PD1/24	0010-2176 PCEA/OCEA Assoc Dues	AP012725	44.18	PR2501002		00133748	01/29/2025
MW OH	PCEA C/O NORTH ORANGE CO V000679	PCEA PE1/18 PD1/24	0029-2176 PCEA/OCEA Assoc Dues	AP012725	0.03	PR2501002		00133748	01/29/2025
MW OH	PCEA C/O NORTH ORANGE CO V000679	PCEA PE1/18 PD1/24	0037-2176 PCEA/OCEA Assoc Dues	AP012725	0.02	PR2501002		00133748	01/29/2025
MW OH	PCEA C/O NORTH ORANGE CO V000679	PCEA PE1/18 PD1/24	0048-2176 PCEA/OCEA Assoc Dues	AP012725	0.05	PR2501002		00133748	01/29/2025
				Check Total:	**44.28**				
MW OH	PLACENTIA YORBA LINDA V000794	ENVELOPES	109595-6315 Office Supplies	AP012725	815.63	82UI0568		00133749	01/29/2025
				Check Total:	**815.63**				
MW OH	PRIORITY DISPATCH CORP V011406	EMD TRAINING - S. LEMUS	101515-6250 Staff Training	AP012725	425.00	SIN394613		00133750	01/29/2025
				Check Total:	**425.00**				
MW OH	PROFORCE 1 PROTECTION V012910	FIRE WATCH - FINAL PAYMENT	103654-6130 Repair & Maint/Facilities	AP012725	4,070.00	0004	P13641	00133751	01/29/2025
				Check Total:	**4,070.00**				
MW OH	PRUDENTIAL OVERALL V000836	WK7/10 UNIFORM CLEANING SVS	103652-6360 Uniforms	AP012725	40.59	62927356	P13636	00133752	01/29/2025
MW OH	PRUDENTIAL OVERALL V000836	WK7/10 UNIFORM CLEANING SVS	103654-6360 Uniforms	AP012725	64.46	62927356	P13636	00133752	01/29/2025
MW OH	PRUDENTIAL OVERALL	WK7/10 UNIFORM CLEANING SVS	103658-6360	AP012725	31.02	62927356	P13636	00133752	01/29/2025

City of Placentia
Check Register
For 02/12/2025

Type	Vendor Name/ID	Description	Account/Description	Batch ID	Amount	Invoice#	PO #	Check #	Check Date
	V000836		Uniforms						
MW OH	PRUDENTIAL OVERALL V000836	WK7/10 UNIFORM CLEANING SVS	104055-6360 Uniforms	AP012725	32.20	62927356	P13636	00133752	01/29/2025
MW OH	PRUDENTIAL OVERALL V000836	WK7/10 UNIFORM CLEANING SVS	103654-6147 Janitorial Supplies	AP012725	18.20	62927356	P13636	00133752	01/29/2025
				Check Total:	**186.47**				
MW OH	QUADIENT INC V012611	JAN - PARCEL PENDING	103654-6290 Dept. Contract Services	AP012725	136.86	61545444		00133753	01/29/2025
MW OH	QUADIENT INC V012611	FEB - PARCEL PENDING	103654-6290 Dept. Contract Services	AP012725	136.86	61623984		00133753	01/29/2025
				Check Total:	**273.72**				
MW OH	RED 88 MEDIA LLC V012180	JAN - BROADCASTING SVS	581573-6290 Dept. Contract Services	AP012725	682.00	25-1025-0033	P13553	00133754	01/29/2025
				Check Total:	**682.00**				
MW OH	ROOFTEK & V012917	ROOFING BOND REFUND B30-24-306	0044-2033 Construction & Demo Deposit	AP012725	100.00	B24-2118		00133755	01/29/2025
				Check Total:	**100.00**				
MW OH	RUSS BASSETT V005646	DISPATCH CONSOLES	105213-6850 / 105213-6850 Building & Facilities	AP012725	188,398.65	94116	P13774	00133756	01/29/2025
				Check Total:	**188,398.65**				
MW OH	SANTA ANA (CENTRAL) CIVIL V012818	30-2011-00456217-CL-UD-NJC	0010-2196 Garnishments W/H	AP012725	407.56	PR2501002		00133757	01/29/2025
				Check Total:	**407.56**				
MW OH	SANTA ANA RIVER FLOOD V000943	ANNUAL MEMBERSHIP DUE	101001-6255 Dues & Memberships	AP012725	1,300.00	011425		00133758	01/29/2025
				Check Total:	**1,300.00**				
MW OH	SCA OF CA LLC	OCT - STREET SWEEPING SVS	374386-6290	AP012725	14,608.00	2512538DS	P13529	00133759	01/29/2025

City of Placentia
Check Register
For 02/12/2025

Type	Vendor Name/ID	Description	Account/Description	Batch ID	Amount	Invoice#	PO #	Check #	Check Date
	V012501		Dept. Contract Services						
				Check Total:	**14,608.00**				
MW OH	SDI PRESENCE LLC V012776	DEC - IT MASTER PLAN	109402-6770 Infrastructure - Major Studies	AP012725	555.00	18037		00133760	01/29/2025
				Check Total:	**555.00**				
MW OH	SO CAL GAS V000909	DEC-JAN GAS CHARGES	109595-6340 Natural Gas	AP012725	322.33	011425		00133761	01/29/2025
MW OH	SO CAL GAS V000909	DEC-JAN GAS CHARGES	109595-6340 Natural Gas	AP012725	811.13	012325		00133761	01/29/2025
				Check Total:	**1,133.46**				
MW OH	SOUTHERN CALIF. EDISON V001411	DUPLICATE CHARGE - REFUND	103551-4155 Encroachment Permits	AP012725	2,143.00	012225		00133762	01/29/2025
				Check Total:	**2,143.00**				
MW OH	SOUTHERN CALIFORNIA V000910	DEC-JAN ELECTRIC CHARGES	109595-6330 Electricity	AP012725	5,274.42	012325		00133763	01/29/2025
MW OH	SOUTHERN CALIFORNIA V000910	DEC-JAN ELECTRIC CHARGES	296561-6330 Electricity	AP012725	2,866.10	012325		00133763	01/29/2025
				Check Total:	**8,140.52**				
MW OH	STATE FIRE TRAINING V012198	CHIEF FIRE OFFICER CERT	103065-6250 Staff Training	AP012725	150.00	012425		00133764	01/29/2025
				Check Total:	**150.00**				
MW OH	STERICYCLE V000905	NOV - PAPER SHREDDING SVS	374386-6099 Professional Services	AP012725	1,968.75	8009214568	P13557	00133765	01/29/2025
				Check Total:	**1,968.75**				
MW OH	T-MOBILE USA V009215	GPS LOCATE DR23-03784	103042-6290 Dept. Contract Services	AP012725	115.00	9591782798		00133766	01/29/2025
				Check Total:	**115.00**				

City of Placentia
Check Register
For 02/12/2025

Type	Vendor Name/ID	Description	Account/Description	Batch ID	Amount	Invoice#	PO #	Check #	Check Date
MW OH	TALX UC eXpress V002944	12/1/24-2/28/25 UNEMPL CLAIMS	404581-6025 Third Party Administration	AP012725	387.84	2063238408		00133767	01/29/2025
				Check Total:	**387.84**				
MW OH	THE SALVATION ARMY V012946	AUG 24 - NAV CTR MANAGEMENT	784070-6290 Dept. Contract Services	AP012725	274,205.64	22246	P13702	00133768	01/29/2025
				Check Total:	**274,205.64**				
MW OH	THINKSUPPLIES.COM V007047	OFFICE SUPPLIES	103040-6315 Office Supplies	AP012725	36.56	70872		00133769	01/29/2025
				Check Total:	**36.56**				
MW OH	TOTUM CORP V010229	DEC - CONSTRUCTION INSP SVS	105213-6850 / 105213-6850 Building & Facilities	AP012725	10,030.00	206705	P13585	00133770	01/29/2025
				Check Total:	**10,030.00**				
MW OH	TOWNSEND PUBLIC AFFAIRS V004165	JAN - CONSULTING SVS	101001-6001 Management Consulting Servics	AP012725	6,000.00	22697	P13459	00133771	01/29/2025
				Check Total:	**6,000.00**				
MW OH	TRUIST GOVERNMENTAL V012073	FIRE LOAN PRINCIPAL	105525-6905 Principal/Bonds/COP's/Leases	AP012725	185,384.00	99050003460000		00133772	01/29/2025
MW OH	TRUIST GOVERNMENTAL V012073	INTEREST	105525-6915 Interest/Bonds/COP's/Leases	AP012725	20,911.98	99050003460000		00133772	01/29/2025
MW OH	TRUIST GOVERNMENTAL V012073	INTEREST	105525-6915 Interest/Bonds/COP's/Leases	AP012725	10,794.56	99050003460000		00133772	01/29/2025
MW OH	TRUIST GOVERNMENTAL V012073	FIRE LOAN PRINCIPAL	105525-6905 Principal/Bonds/COP's/Leases	AP012725	97,206.06	99050003460000		00133772	01/29/2025
				Check Total:	**314,296.60**				
MW OH	UNITED HEALTHCARE V012993	FEB - MED COBRA - D. ARRULA	101511-5161 Health Insurance Premiums	AP012725	2,005.66	FEB 2025		00133773	01/29/2025
MW OH	UNITED HEALTHCARE V012993	JAN - MED COBRA - D. ARRULA	101511-5161 Health Insurance Premiums	AP012725	2,005.66	JAN 2025		00133773	01/29/2025

City of Placentia
Check Register
For 02/12/2025

Type	Vendor Name/ID	Description	Account/Description	Batch ID	Amount	Invoice#	PO #	Check #	Check Date
				Check Total:	**4,011.32**				
MW OH	US BANK PARS #6746022400 V008781	PARS PR EE/ER PE1/18 PD1/24	0010-2131 Employer PARS/ARS Payable	AP012725	1,718.21	PR2501002		00133774	01/29/2025
MW OH	US BANK PARS #6746022400 V008781	PARS PR EE/ER PE1/18 PD1/24	0010-2126 Employee PARS/ARS W/H	AP012725	1,718.21	PR2501002		00133774	01/29/2025
				Check Total:	**3,436.42**				
MW OH	VERDIN, LYDIA V010478	DAMAGE DEPOSIT REFUND R3819	104071-4385 Facility Rental	AP012725	166.00	2004325.00		00133775	01/29/2025
				Check Total:	**166.00**				
MW OH	VERIZON WIRELESS V008735	11/21-12/20 IPAD CHARGES	109595-6215 Telephone/Internet	AP012725	84.39	6101631072		00133776	01/29/2025
				Check Total:	**84.39**				
MW OH	WEINERT, API V012994	12/11-12 PER DIEM EXPENSES	103065-6250 Staff Training	AP012725	230.00	121824		00133777	01/29/2025
				Check Total:	**230.00**				
MW OH	YORBA REGIONAL ANIMAL V008472	K9 MEDICAL SVS - ENZO	103041-6148 K9 Expenses	AP012725	399.93	5438721760		00133778	01/29/2025
				Check Total:	**399.93**				
MW OH	AIRGAP LABS LLC V012533	GOMEZ CTR - CABLING SUPPLIES	795508-6850 Building & Facilities	AP020425	924.49	213581		00133779	02/06/2025
				Check Total:	**924.49**				
MW OH	ALLDATA V005990	ALLDATA REP - SUBSCR RENEWAL	103658-6136 Software Maintenance	AP020425	1,500.00	101600725-		00133780	02/06/2025
				Check Total:	**1,500.00**				
MW OH	AMAZON CAPITAL SERVICES V012336	OFFICE SUPPLIES	101002-6299 Other Purchased Services	AP020425	110.01	16PL-W69H-		00133781	02/06/2025
MW OH	AMAZON CAPITAL SERVICES	COMPUTER ACCESSORIES	101523-6368	AP020425	676.11	16PL-W69H-		00133781	02/06/2025

City of Placentia
Check Register
For 02/12/2025

Type	Vendor Name/ID	Description	Account/Description	Batch ID	Amount	Invoice#	PO #	Check #	Check Date
	V012336		Computer Peripheral/Accessory						
				Check Total:	**786.12**				
MW OH	AMTECH ELEVATOR V012616	DEC - ELEVATOR MAINTENANCE	103654-6290 Dept. Contract Services	AP020425	356.00	151401808298	P13506	00133782	02/06/2025
				Check Total:	**356.00**				
MW OH	ANAHEIM FULLERTON V006631	11/6 TOWING SVS - FRONT LOADER	103658-6134 Vehicle Repair & Maintenance	AP020425	375.00	24-1106-44512		00133783	02/06/2025
				Check Total:	**375.00**				
MW OH	ANTHEM LIFE INSURANCE V000046	FEB - SMITH, WARD LIFE INS	395083-5163 Life Insurance Premiums	AP020425	5.00	FEBRUARY		00133784	02/06/2025
				Check Total:	**5.00**				
MW OH	ARAMARK REFRESHMENT V000081	401 E CHAPMAN-COFFEE/WATER	109595-6052 Common Area Supplies	AP020425	41.50	1048844822		00133785	02/06/2025
MW OH	ARAMARK REFRESHMENT V000081	900 S MELROSE -COFFEE/WATER	109595-6052 Common Area Supplies	AP020425	78.75	11490542		00133785	02/06/2025
MW OH	ARAMARK REFRESHMENT V000081	143 S BRADFORD -COFFEE/WATER	109595-6052 Common Area Supplies	AP020425	78.75	11490544		00133785	02/06/2025
MW OH	ARAMARK REFRESHMENT V000081	110 S BRADFORD -COFFEE/WATER	109595-6052 Common Area Supplies	AP020425	78.75	11490546		00133785	02/06/2025
MW OH	ARAMARK REFRESHMENT V000081	1530 VALENCIA -COFFEE/WATER	109595-6052 Common Area Supplies	AP020425	78.75	11490548		00133785	02/06/2025
MW OH	ARAMARK REFRESHMENT V000081	2999 E LA JOLLA-COFFEE/WATER	109595-6052 Common Area Supplies	AP020425	78.75	11490550		00133785	02/06/2025
MW OH	ARAMARK REFRESHMENT V000081	120 S BRADFORD -COFFEE/WATER	109595-6052 Common Area Supplies	AP020425	73.50	11490608		00133785	02/06/2025
MW OH	ARAMARK REFRESHMENT V000081	1701 ATWOOD AVE - COFFEE/WATER	109595-6052 Common Area Supplies	AP020425	42.00	11490655		00133785	02/06/2025
MW OH	ARAMARK REFRESHMENT	201 S BRADFORD -COFFEE/WATER	109595-6052	AP020425	42.00	11490657		00133785	02/06/2025

City of Placentia
Check Register
For 02/12/2025

Type	Vendor Name/ID	Description	Account/Description	Batch ID	Amount	Invoice#	PO #	Check #	Check Date
	V000081		Common Area Supplies						
MW OH	ARAMARK REFRESHMENT V000081	401 E CHAPMAN-COFFEE/WATER	109595-6052 Common Area Supplies	AP020425	383.25	11492173		00133785	02/06/2025
MW OH	ARAMARK REFRESHMENT V000081	401 E CHAPMAN-COFFEE/WATER	109595-6052 Common Area Supplies	AP020425	35.00	11492178		00133785	02/06/2025
				Check Total:	**1,011.00**				
MW OH	AT & T MOBILITY V008709	1/8-2/7 IPAD CHARGES	109595-6215 Telephone/Internet	AP020425	554.23	X01152025		00133786	02/06/2025
				Check Total:	**554.23**				
MW OH	AT&T V004144	DEC-JAN PHONE CHARGES	109595-6215 Telephone/Internet	AP020425	2,225.68	012225A		00133787	02/06/2025
MW OH	AT&T V004144	DEC-JAN PHONE CHARGES	109595-6215 / 21008-6215 Telephone/Internet	AP020425	13.67	012225A		00133787	02/06/2025
MW OH	AT&T V004144	DEC-JAN PHONE CHARGES	296561-6215 Telephone/Internet	AP020425	287.68	012225A		00133787	02/06/2025
				Check Total:	**2,527.03**				
MW OH	BUTTS, BRAD V002941	JAN - FASTRAK REIMBURSEMENT	103040-6051 Toll Roads Expense	AP020425	507.20	JANUARY 25		00133788	02/06/2025
				Check Total:	**507.20**				
MW OH	CALIFORNIA BUILDING V010984	OCT-DEC CBSC FEES	0044-2036 CBSC State Fee	AP020425	564.00	01302025		00133789	02/06/2025
MW OH	CALIFORNIA BUILDING V010984	OCT-DEC CBSC FEES	102532-4160 Building Permits	AP020425	-56.40	01302025		00133789	02/06/2025
				Check Total:	**507.60**				
MW OH	CALMAT CO. V010007	PAVING MATERIALS	103652-6132 Repair & Maintenance/Streets	AP020425	473.22	2576559	P13514	00133790	02/06/2025
MW OH	CALMAT CO. V010007	PAVING MATERIALS	103652-6132 Repair & Maintenance/Streets	AP020425	469.78	2577090	P13514	00133790	02/06/2025

City of Placentia
Check Register
For 02/12/2025

Type	Vendor Name/ID	Description	Account/Description	Batch ID	Amount	Invoice#	PO #	Check #	Check Date
MW OH	CALMAT CO. V010007	PAVING MATERIALS	103652-6132 Repair & Maintenance/Streets	AP020425	470.93	2577120	P13514	00133790	02/06/2025
MW OH	CALMAT CO. V010007	PAVING MATERIALS	103652-6132 Repair & Maintenance/Streets	AP020425	475.52	2597760	P13514	00133790	02/06/2025
MW OH	CALMAT CO. V010007	PAVING MATERIALS	103652-6132 Repair & Maintenance/Streets	AP020425	469.78	2614801	P13514	00133790	02/06/2025
MW OH	CALMAT CO. V010007	PAVING MATERIALS	103652-6132 Repair & Maintenance/Streets	AP020425	469.78	2614833	P13514	00133790	02/06/2025
				Check Total:	**2,829.01**				
MW OH	CELLEBRITE USA INC V008838	4PC ULTIMATE - SUBSCRIPTION	103042-6290 Dept. Contract Services	AP020425	7,993.13	INVUS279894		00133791	02/06/2025
				Check Total:	**7,993.13**				
MW OH	CENTURY BUSINESS V010180	7/28-10/27 PRINTER/COPIER SVS	109595-6175 Office Equipment Rental	AP020425	6,755.02	AR61141-CEN	P13779	00133792	02/06/2025
MW OH	CENTURY BUSINESS V010180	10/28-11-27 PRINTER/COPIER SVS	109595-6175 Office Equipment Rental	AP020425	4,047.39	AR61152-CEN	P13779	00133792	02/06/2025
				Check Total:	**10,802.41**				
MW OH	CITY OF ANAHEIM V010186	12-16-1/17 SHARED TS ELEC COST	109595-6330 Electricity	AP020425	77.96	013025		00133793	02/06/2025
				Check Total:	**77.96**				
MW OH	CLIFTONLARSONALLEN LLP V012348	FINANCE AUDIT FY24/25	102020-6010 Accounting & Auditing Service	AP020425	5,422.00	L251033590	P13582	00133794	02/06/2025
				Check Total:	**5,422.00**				
MW OH	CRAFCO INC. V009329	ADHESIVE MATERIALS	103652-6132 Repair & Maintenance/Streets	AP020425	172.23	9403374819		00133795	02/06/2025
				Check Total:	**172.23**				
MW OH	CURTIS TOOLS FOR HEROES V012532	PPE INSP/CLEANING	103066-6361 Personal Protection Equipment	AP020425	10,436.10	INV861594	P13776	00133796	02/06/2025

City of Placentia
Check Register
For 02/12/2025

Type	Vendor Name/ID	Description	Account/Description	Batch ID	Amount	Invoice#	PO #	Check #	Check Date
				Check Total:	**10,436.10**				
MW OH	DAY & NITE DOOR SERVICE V001616	BATTERIES FOR AUTOMATIC DOOR	104055-6130 Repair & Maint/Facilities	AP020425	433.53	OC-97167		00133797	02/06/2025
				Check Total:	**433.53**				
MW OH	DEROTIC EMERGENCY V011295	REPAIRS & MAINTENANCE	103066-6134 Vehicle Repair & Maintenance	AP020425	7,577.61	SO-4668	P13540	00133798	02/06/2025
MW OH	DEROTIC EMERGENCY V011295	REPAIRS & MAINTENANCE	103066-6134 Vehicle Repair & Maintenance	AP020425	2,614.70	SO-4993	P13540	00133798	02/06/2025
				Check Total:	**10,192.31**				
MW OH	DOBINE, JASON V012882	12/11-12 PER DIEM EXPENSES	103065-6250 Staff Training	AP020425	230.00	121824		00133799	02/06/2025
				Check Total:	**230.00**				
MW OH	DUNN-EDWARDS CORP V000307	PAINT	103654-6146 Paint Supplies	AP020425	301.31	2058A29197		00133800	02/06/2025
				Check Total:	**301.31**				
MW OH	EILEY, TIFFANY V009544	PD TRAINING MEALS/MILEAGE	103041-6250 Staff Training	AP020425	29.44	EILEY12925		00133801	02/06/2025
				Check Total:	**29.44**				
MW OH	FACTORY MOTOR PARTS V010842	PARTS AND SUPPLIES	103658-6134 Vehicle Repair & Maintenance	AP020425	60.12	102-226201	P13535	00133802	02/06/2025
MW OH	FACTORY MOTOR PARTS V010842	PARTS AND SUPPLIES	103658-6134 Vehicle Repair & Maintenance	AP020425	129.26	102-226392	P13535	00133802	02/06/2025
MW OH	FACTORY MOTOR PARTS V010842	PARTS AND SUPPLIES	103658-6134 Vehicle Repair & Maintenance	AP020425	203.67	102-226494	P13535	00133802	02/06/2025
MW OH	FACTORY MOTOR PARTS V010842	PARTS AND SUPPLIES	103658-6134 Vehicle Repair & Maintenance	AP020425	80.96	102-226604	P13535	00133802	02/06/2025
MW OH	FACTORY MOTOR PARTS V010842	PARTS AND SUPPLIES	103658-6134 Vehicle Repair & Maintenance	AP020425	39.98	12-6348536	P13535	00133802	02/06/2025

City of Placentia
Check Register
For 02/12/2025

Type	Vendor Name/ID	Description	Account/Description	Batch ID	Amount	Invoice#	PO #	Check #	Check Date
MW OH	FACTORY MOTOR PARTS V010842	PARTS AND SUPPLIES	103658-6134 Vehicle Repair & Maintenance	AP020425	32.52	12-6353054	P13535	00133802	02/06/2025
				Check Total:	**546.51**				
MW OH	FAIRWAY FORD V000376	VEHICLE REPAIR/PARTS	103658-6134 Vehicle Repair & Maintenance	AP020425	65.86	293824		00133803	02/06/2025
MW OH	FAIRWAY FORD V000376	VEHICLE REPAIR/PARTS	103658-6134 Vehicle Repair & Maintenance	AP020425	29.87	293852		00133803	02/06/2025
MW OH	FAIRWAY FORD V000376	VEHICLE REPAIR/PARTS	103658-6134 Vehicle Repair & Maintenance	AP020425	1.59	293934		00133803	02/06/2025
MW OH	FAIRWAY FORD V000376	VEHICLE REPAIR/PARTS	103658-6134 Vehicle Repair & Maintenance	AP020425	576.26	C30123		00133803	02/06/2025
				Check Total:	**673.58**				
MW OH	GOLDEN STATE WATER V000928	DEC-JAN WATER CHARGES	109595-6335 Water	AP020425	1,077.81	013025		00133804	02/06/2025
MW OH	GOLDEN STATE WATER V000928	DEC-JAN WATER CHARGES	296561-6335 Water	AP020425	292.75	013025		00133804	02/06/2025
				Check Total:	**1,370.56**				
MW OH	GONZALEZ, SANDRA V010618	LANDSCAPE PLAN CHECK	102531-6047 Landscape Review Expense	AP020425	450.00	025-11	P13576	00133805	02/06/2025
				Check Total:	**450.00**				
MW OH	HALO CONFIDENTIAL V011712	JAN - PD TRAINING MGMT	103040-6290 Dept. Contract Services	AP020425	1,706.23	0245T	P13460	00133806	02/06/2025
				Check Total:	**1,706.23**				
MW OH	HDL COREN & CONE V001564	JAN-MAR PROPERTY TAX MGMT SVS	102020-6099 Professional Services	AP020425	1,772.86	SIN046989	P13513	00133807	02/06/2025
				Check Total:	**1,772.86**				
MW OH	HELPING OUR PETS V012275	11/25-30 K9 BOARDING - ENZO	103041-6148 K9 Expenses	AP020425	425.00	49648		00133808	02/06/2025

City of Placentia
Check Register
For 02/12/2025

Type	Vendor Name/ID	Description	Account/Description	Batch ID	Amount	Invoice#	PO #	Check #	Check Date
MW OH	HELPING OUR PETS V012275	12/6-8 K9 BOARDING - CHAMP	103041-6148 K9 Expenses	AP020425	170.00	50599		00133808	02/06/2025
MW OH	HELPING OUR PETS V012275	12/23-27 K9 BOARDING - CHAMP	103041-6148 K9 Expenses	AP020425	340.00	50600		00133808	02/06/2025
				Check Total:	**935.00**				
MW OH	HF&H CONSULTANTS LLC V010575	DEC - SB1383 CONSULTING SVS	833593-6099 Professional Services	AP020425	5,168.50	9721818	P13738	00133809	02/06/2025
				Check Total:	**5,168.50**				
MW OH	HI-WAY SAFETY RENTALS V000459	TRAFFIC SUPPLIES	103652-6310 Street Signs	AP020425	657.11	167002		00133810	02/06/2025
				Check Total:	**657.11**				
MW OH	IMPERIAL SPRINKLER V006506	SPRINKLER SUPPLIES	104055-6139 Repair/Maint - Parks & Fields	AP020425	384.14	0018751769-001	P13479	00133811	02/06/2025
MW OH	IMPERIAL SPRINKLER V006506	SPRINKLER SUPPLIES	104055-6139 Repair/Maint - Parks & Fields	AP020425	168.28	0019127906-001	P13479	00133811	02/06/2025
MW OH	IMPERIAL SPRINKLER V006506	IRRIGATION SUPPLIES	103655-6130 Repair & Maint/Facilities	AP020425	3.00	0018615392-001	P13560	00133811	02/06/2025
MW OH	IMPERIAL SPRINKLER V006506	IRRIGATION SUPPLIES	103655-6130 Repair & Maint/Facilities	AP020425	1,172.62	0019103364-002	P13560	00133811	02/06/2025
				Check Total:	**1,728.04**				
MW OH	JARVIS FAY LLP V012984	DEC - LEGAL SERVICES	101005-6005 Legal Services	AP020425	646.00	19866		00133812	02/06/2025
				Check Total:	**646.00**				
MW OH	JP CONTRACTORS INC V009035	ROOFING BOND REFUND 30-24-272	0044-2033 Construction & Demo Deposit	AP020425	1,000.00	B24-1952		00133813	02/06/2025
				Check Total:	**1,000.00**				
MW OH	JV PLUMBING V011345	FS2 - PLUMBING SVS	103654-6130 Repair & Maint/Facilities	AP020425	184.25	5078		00133814	02/06/2025

City of Placentia
Check Register
For 02/12/2025

Type	Vendor Name/ID	Description	Account/Description	Batch ID	Amount	Invoice#	PO #	Check #	Check Date
				Check Total:	**184.25**				
MW OH	KENT AUTOMOTIVE V012924	SHOP SUPPLIES	103658-6137 Repair Maint/Equipment	AP020425	172.78	9312162863		00133815	02/06/2025
MW OH	KENT AUTOMOTIVE V012924	SHOP SUPPLIES	103658-6137 Repair Maint/Equipment	AP020425	393.37	9312162864		00133815	02/06/2025
				Check Total:	**566.15**				
MW OH	LEAGUE OF CALIFORNIA V000573	2025 MEMBERSHIP	101001-6255 Dues & Memberships	AP020425	300.00	2308		00133816	02/06/2025
				Check Total:	**300.00**				
MW OH	LIEBERT CASSIDY V000597	DEC - PROFESSIONAL SVS	101512-6099 Professional Services	AP020425	187.50	284378		00133817	02/06/2025
				Check Total:	**187.50**				
MW OH	LN CURTIS & SONS V011267	PD UNIFORMS - NAVARRO	103041-6360 Uniforms	AP020425	78.68	INV906416	P13512	00133818	02/06/2025
MW OH	LN CURTIS & SONS V011267	PD UNIFORMS - LEMUS	103041-6360 Uniforms	AP020425	152.62	INV906723	P13512	00133818	02/06/2025
MW OH	LN CURTIS & SONS V011267	PD UNIFORMS - GARCIA	103041-6360 Uniforms	AP020425	1,013.43	INV906767	P13512	00133818	02/06/2025
MW OH	LN CURTIS & SONS V011267	PD UNIFORMS - TREJO	103041-6360 Uniforms	AP020425	698.14	INV906797	P13512	00133818	02/06/2025
MW OH	LN CURTIS & SONS V011267	PD UNIFORMS - NAMETAPE	103041-6360 Uniforms	AP020425	179.01	INV906799	P13512	00133818	02/06/2025
MW OH	LN CURTIS & SONS V011267	PD UNIFORMS - GARCIA	103041-6360 Uniforms	AP020425	41.72	INV907811	P13512	00133818	02/06/2025
				Check Total:	**2,163.60**				
MW OH	MC FADDEN-DALE V000635	PW FLEET SUPPLIES	103658-6134 Vehicle Repair & Maintenance	AP020425	200.25	566815.5		00133819	02/06/2025
MW OH	MC FADDEN-DALE	PW FACILITY SUPPLIES	103654-6130	AP020425	117.99	567085/5		00133819	02/06/2025

City of Placentia
Check Register
For 02/12/2025

Type	Vendor Name/ID	Description	Account/Description	Batch ID	Amount	Invoice#	PO #	Check #	Check Date
	V000635		Repair & Maint/Facilities						
MW OH	MC FADDEN-DALE V000635	PW FACILITY SUPPLIES	103654-6130 Repair & Maint/Facilities	AP020425	42.85	567087/5		00133819	02/06/2025
MW OH	MC FADDEN-DALE V000635	PW FACILITY SUPPLIES	103654-6130 Repair & Maint/Facilities	AP020425	55.49	567386.5		00133819	02/06/2025
				Check Total:	**416.58**				
MW OH	NAPA AUTO PARTS V011456	VEHICLE PARTS	103658-6134 Vehicle Repair & Maintenance	AP020425	53.12	141564		00133820	02/06/2025
MW OH	NAPA AUTO PARTS V011456	VEHICLE PARTS	103658-6134 Vehicle Repair & Maintenance	AP020425	248.58	143145		00133820	02/06/2025
MW OH	NAPA AUTO PARTS V011456	VEHICLE PARTS	103658-6134 Vehicle Repair & Maintenance	AP020425	180.64	143233		00133820	02/06/2025
				Check Total:	**482.34**				
MW OH	NETWORK ZEN V012944	FD2 - NETWORK ENCL BOX	796502-6780 Infrastructure- Network/Server	AP020425	7,661.82	4944	P13690	00133821	02/06/2025
				Check Total:	**7,661.82**				
MW OH	ORACLE AMERICA INC V012900	IMPLEMENTATION - NETSUITE	796507-6099 Professional Services	AP020425	6,762.00	101753341	P13571	00133822	02/06/2025
				Check Total:	**6,762.00**				
MW OH	PACIFIC COMPLIANCE V009292	1/21-6/30 FUEL TANK INSP	103658-6257 Licenses & Permits	AP020425	1,280.00	7858		00133823	02/06/2025
				Check Total:	**1,280.00**				
MW OH	PERIMETER PROTECTION V011153	JAN -PROTECTION/SEC MONITORING	01523-6128 Video Monitoring	AP020425	2,880.00	1283	P13747	00133824	02/06/2025
				Check Total:	**2,880.00**				
MW OH	POWER PLUS V006730	JAN BUTLER BLDG - TEMP POWER	105213-6850 / 105213-6850 Building & Facilities	AP020425	470.00	322874P0125	P13493	00133825	02/06/2025

City of Placentia
Check Register
For 02/12/2025

Type	Vendor Name/ID	Description	Account/Description	Batch ID	Amount	Invoice#	PO #	Check #	Check Date
				Check Total:	**470.00**				
MW OH	POWERSTRIDE BATTERY CO V000785	BATTERY REPAIRS	103658-6134 Vehicle Repair & Maintenance	AP020425	115.32	C69730		00133826	02/06/2025
				Check Total:	**115.32**				
MW OH	PRUDENTIAL OVERALL V000836	WK1/8 UNIFORM CLEANING SVS	103652-6360 Uniforms	AP020425	37.07	62972844	P13636	00133827	02/06/2025
MW OH	PRUDENTIAL OVERALL V000836	WK1/8 UNIFORM CLEANING SVS	103654-6360 Uniforms	AP020425	46.75	62972844	P13636	00133827	02/06/2025
MW OH	PRUDENTIAL OVERALL V000836	WK1/8 UNIFORM CLEANING SVS	103658-6360 Uniforms	AP020425	27.94	62972844	P13636	00133827	02/06/2025
MW OH	PRUDENTIAL OVERALL V000836	WK1/8 UNIFORM CLEANING SVS	104055-6360 Uniforms	AP020425	24.64	62972844	P13636	00133827	02/06/2025
MW OH	PRUDENTIAL OVERALL V000836	WK1/8 UNIFORM CLEANING SVS	103654-6147 Janitorial Supplies	AP020425	19.70	62972844	P13636	00133827	02/06/2025
MW OH	PRUDENTIAL OVERALL V000836	WK1/15 UNIFORM CLEANING SVS	103654-6147 Janitorial Supplies	AP020425	19.70	62974847	P13636	00133827	02/06/2025
MW OH	PRUDENTIAL OVERALL V000836	WK1/15 UNIFORM CLEANING SVS	103652-6360 Uniforms	AP020425	37.07	62974847	P13636	00133827	02/06/2025
MW OH	PRUDENTIAL OVERALL V000836	WK1/15 UNIFORM CLEANING SVS	103654-6360 Uniforms	AP020425	46.75	62974847	P13636	00133827	02/06/2025
MW OH	PRUDENTIAL OVERALL V000836	WK1/15 UNIFORM CLEANING SVS	103658-6360 Uniforms	AP020425	27.94	62974847	P13636	00133827	02/06/2025
MW OH	PRUDENTIAL OVERALL V000836	WK1/15 UNIFORM CLEANING SVS	104055-6360 Uniforms	AP020425	24.64	62974847	P13636	00133827	02/06/2025
MW OH	PRUDENTIAL OVERALL V000836	WK1/22 UNIFORM CLEANING SVS	103652-6360 Uniforms	AP020425	37.07	62976487	P13636	00133827	02/06/2025
MW OH	PRUDENTIAL OVERALL V000836	WK1/22 UNIFORM CLEANING SVS	103658-6360 Uniforms	AP020425	27.94	62976487	P13636	00133827	02/06/2025
MW OH	PRUDENTIAL OVERALL	WK1/22 UNIFORM CLEANING SVS	104055-6360	AP020425	24.64	62976487	P13636	00133827	02/06/2025

City of Placentia
Check Register
For 02/12/2025

Type	Vendor Name/ID	Description	Account/Description	Batch ID	Amount	Invoice#	PO #	Check #	Check Date
	V000836		Uniforms						
MW OH	PRUDENTIAL OVERALL V000836	WK1/22 UNIFORM CLEANING SVS	103654-6360 Uniforms	AP020425	46.75	62976487	P13636	00133827	02/06/2025
MW OH	PRUDENTIAL OVERALL V000836	WK1/22 UNIFORM CLEANING SVS	103654-6147 Janitorial Supplies	AP020425	19.70	62976487	P13636	00133827	02/06/2025
				Check Total:	**468.30**				
MW OH	QUADIENT FINANCE USA INC V011439	ADD POSTAGE - MAILING MACHINE	109595-6325 Postage	AP020425	122.03	1/19/2025		00133828	02/06/2025
				Check Total:	**122.03**				
MW OH	QUADIENT LEASING USA INC V011416	1/23-2/22 MAIL MACHINE LEASE	109595-6175 Office Equipment Rental	AP020425	1,736.43	Q1694077	P13709	00133829	02/06/2025
				Check Total:	**1,736.43**				
MW OH	QUALITY AUTO GLASS V002245	WINDSHIELD REPLACEMENT	103658-6134 Vehicle Repair & Maintenance	AP020425	723.80	17002		00133830	02/06/2025
				Check Total:	**723.80**				
MW OH	REALM CALIFORNIA LLC V013001	PERMIT EXTENSION - REFUND	102531-4305 Planning Division Fees	AP020425	2,112.09	011525		00133831	02/06/2025
				Check Total:	**2,112.09**				
MW OH	SC FUELS V012766	1/1-15 FUEL	103658-6345 Gasoline & Diesel Fuel	AP020425	10,483.97	0994156	P13489	00133832	02/06/2025
				Check Total:	**10,483.97**				
MW OH	SECO ELECTRIC & LIGHTING V010182	GOMEZ POOL - ELECTRICAL REP	104055-6130 Repair & Maint/Facilities	AP020425	337.50	8800		00133833	02/06/2025
MW OH	SECO ELECTRIC & LIGHTING V010182	LIGHT BULBS	104055-6130 Repair & Maint/Facilities	AP020425	268.88	8902		00133833	02/06/2025
				Check Total:	**606.38**				
MW OH	SO CAL GAS	DEC-JAN GAS CHARGES	109595-6340	AP020425	31.36	013025		00133834	02/06/2025

City of Placentia
Check Register
For 02/12/2025

Type	Vendor Name/ID	Description	Account/Description	Batch ID	Amount	Invoice#	PO #	Check #	Check Date
	V000909		Natural Gas						
				Check Total:	**31.36**				
MW OH	SOUTH COAST AQMD V001190	EMISSION FEES	103654-6257 Licenses & Permits	AP020425	165.96	4471563		00133835	02/06/2025
				Check Total:	**165.96**				
MW OH	SOUTH COAST AQMD V001190	ICE EM ELEC GEN-DIESEL FEE	103654-6257 Licenses & Permits	AP020425	541.04	4469900		00133836	02/06/2025
				Check Total:	**541.04**				
MW OH	SOUTHERN CALIFORNIA V000910	DEC-JAN ELECTRIC CHARGES	109595-6330 Electricity	AP020425	2,396.60	013025		00133837	02/06/2025
				Check Total:	**2,396.60**				
MW OH	TAIT ENVIRONMENTAL V012524	FUEL FILTERING/TANK CLEANING	103658-6137 Repair Maint/Equipment	AP020425	2,295.00	961910		00133838	02/06/2025
				Check Total:	**2,295.00**				
MW OH	TEAM ONE MANAGEMENT V010070	JAN-PARK RESTROOMS JANITORIAL	104055-6290 Dept. Contract Services	AP020425	7,274.75	105	P13532	00133839	02/06/2025
				Check Total:	**7,274.75**				
MW OH	THINKSUPPLIES.COM V007047	PAPER	109595-6315 Office Supplies	AP020425	217.46	70873		00133840	02/06/2025
				Check Total:	**217.46**				
MW OH	TRAFFIC MANAGEMENT V008463	STREET SIGN SUPPLIES	103652-6310 Street Signs	AP020425	278.00	06-112855		00133841	02/06/2025
MW OH	TRAFFIC MANAGEMENT V008463	STREET SIGN SUPPLIES	103652-6310 Street Signs	AP020425	1,273.67	06-112869		00133841	02/06/2025
MW OH	TRAFFIC MANAGEMENT V008463	STREET SIGN SUPPLIES	103652-6146 Paint Supplies	AP020425	943.31	06-112953		00133841	02/06/2025
				Check Total:	**2,494.98**				

City of Placentia
Check Register
For 02/12/2025

Type	Vendor Name/ID	Description	Account/Description	Batch ID	Amount	Invoice#	PO #	Check #	Check Date
MW OH	UNIQUE PRINTING V010259	BUSINESS CARDS- EILEY, GILLIS	103040-6230 Printing & Binding	AP020425	69.06	46418		00133842	02/06/2025
				Check Total:	**69.06**				
MW OH	WEST COAST ARBORISTS INC V001124	1/1-15 TREE TRIMMING SVS	103655-6116 Tree Maintenance	AP020425	9,312.00	222234	P13622	00133843	02/06/2025
MW OH	WEST COAST ARBORISTS INC V001124	1/1-15 TREE TRIMMING SVS	173555-6116 Tree Maintenance	AP020425	9,312.00	222234	P13622	00133843	02/06/2025
MW OH	WEST COAST ARBORISTS INC V001124	2/1-15 TREE TRIMMING SVS	103655-6116 Tree Maintenance	AP020425	1,570.00	223215	P13622	00133843	02/06/2025
MW OH	WEST COAST ARBORISTS INC V001124	2/1-15 TREE TRIMMING SVS	173555-6116 Tree Maintenance	AP020425	1,570.00	223215	P13622	00133843	02/06/2025
MW OH	WEST COAST ARBORISTS INC V001124	2/1-15 TREE TRIMMING SVS	103655-6116 Tree Maintenance	AP020425	2,605.00	223341	P13622	00133843	02/06/2025
MW OH	WEST COAST ARBORISTS INC V001124	2/1-15 TREE TRIMMING SVS	173555-6116 Tree Maintenance	AP020425	2,605.00	223341	P13622	00133843	02/06/2025
MW OH	WEST COAST ARBORISTS INC V001124	2/16-31 TREE TRIMMING SVS	103655-6116 Tree Maintenance	AP020425	1,365.00	223977	P13622	00133843	02/06/2025
MW OH	WEST COAST ARBORISTS INC V001124	2/16-31 TREE TRIMMING SVS	173555-6116 Tree Maintenance	AP020425	1,365.00	223977	P13622	00133843	02/06/2025
MW OH	WEST COAST ARBORISTS INC V001124	1/1-15 TREE TRIMMING SVS	103655-6116 Tree Maintenance	AP020425	1,542.00	224420	P13622	00133843	02/06/2025
MW OH	WEST COAST ARBORISTS INC V001124	1/1-15 TREE TRIMMING SVS	173555-6116 Tree Maintenance	AP020425	1,542.00	224420	P13622	00133843	02/06/2025
				Check Total:	**32,788.00**				
MW OH	YORBA LINDA WATER V001148	DEC-JAN WATER CHARGES	109595-6335 Water	AP020425	1,810.36	013025		00133844	02/06/2025
				Check Total:	**1,810.36**				
				Type Total:	**1,319,248.12**				

City of Placentia
Check Register
For 02/12/2025

Type	Vendor Name/ID	Description	Account/Description	Batch ID	Amount	Invoice#	PO #	Check #	Check Date
				Check Total:	1,319,248.12				

City of Placentia

ACH Check Register
For 02/18/2025

Type	Vendor Name/ID	Description	Account/Description	Batch ID	Amount	Invoice#	PO #	Check #	Check Date
				Grand Total:	1,271,379.27				

Check Totals by ID	
AP	1,271,379.27
EP	0.00
IP	0.00
OP	0.00

Void Total:	0.00
Check Total:	1,271,379.27

Fund Name	Check Totals by Fund
101-General Fund (0010)	807,606.03
231-Placentia Reg Nav Cent(0078)	1,105.79
265-Landscape Maintenance (0029)	51.93
270-CDBG Fund (0030)	292.83
275-Sewer Maintenance (0048)	562.43
401-City Capital Projects (0033)	11,017.38
501-Refuse Administration (0037)	385,372.83
601-Employee Health & Wlfre (0039)	57,199.27
605-Risk Management (0040)	8,170.78
Check Total:	1,271,379.27

ACH Payroll Direct Deposit for 02/07/2025: 653,149.66

Electronic Disbursement Total: 1,924,528.93

Funds will be transferred from the Cash Basis Fund as needed to fund the warrants included on this warrant register

City of Placentia
Check Register
For 02/12/2025

Type	Vendor Name/ID	Description	Account/Description	Batch ID	Amount	Invoice#	PO #	Check #	Check Date
MW OH	INFRASTRUCTURE V012903	9/9-10/31 - CM SERVICES	331801-6740 Infrastructure - Streets	EFT012825	10,296.00	462439	P13617	00019522	01/29/2025
				Check Total:	**10,296.00**				
MW OH	PLACENTIA FIREFIGHTERS V011878	PFFA PE1/18 PD1/24	0010-2189 Fire Association Dues	EFT012825	1,000.00	PR2501002		00019523	01/29/2025
				Check Total:	**1,000.00**				
MW OH	PLACENTIA POLICE V000839	PPFMA PE1/18 PD1/24	0010-2180 Police Mgmt Assn Dues	EFT012825	1,312.58	PR2501002		00019524	01/29/2025
				Check Total:	**1,312.58**				
MW OH	PLACENTIA POLICE V003519	PPOA PE1/18 PD1/24	0010-2178 Placentia Police Assoc Dues	EFT012825	3,220.14	PR2501002		00019525	01/29/2025
MW OH	PLACENTIA POLICE V003519	PPOA PE1/18 PD1/24	0078-2178 Placentia Police Assoc Dues	EFT012825	9.92	PR2501002		00019525	01/29/2025
				Check Total:	**3,230.06**				
MW OH	REPUBLIC WASTE SERVICES V007205	DEC - REFUSE COLLECTION SVS	374386-6101 Disposal	EFT012825	384,923.36	676-005827954	P13623	00019526	01/29/2025
				Check Total:	**384,923.36**				
MW OH	ALDWIR, MAMOUN E000113	FEB MED INS REIMBURSEMENT	395083-5161 Health Insurance Premiums	RETFEB25	869.44	FEB-25		00019527	01/29/2025
				Check Total:	**869.44**				
MW OH	ANDERSON, MARLA E000071	FEB MED INS REIMBURSEMENT	395083-5161 Health Insurance Premiums	RETFEB25	526.78	FEB-25		00019528	01/29/2025
				Check Total:	**526.78**				
MW OH	ARMSTRONG, JOHN T E000046	FEB MED INS REIMBURSEMENT	395083-5161 Health Insurance Premiums	RETFEB25	1,136.00	FEB-25		00019529	01/29/2025
				Check Total:	**1,136.00**				
MW OH	AUDISS, JAY SCOTT	FEB MED INS REIMBURSEMENT	395083-5161	RETFEB25	2,255.00	FEB-25		00019530	01/29/2025

City of Placentia
Check Register
For 02/12/2025

Type	Vendor Name/ID	Description	Account/Description	Batch ID	Amount	Invoice#	PO #	Check #	Check Date
	E000125		Health Insurance Premiums						
				Check Total:	**2,255.00**				
MW OH	BABCOCK, CHARLES A E000015	FEB MED INS REIMBURSEMENT	395083-5161 Health Insurance Premiums	RETFEB25	349.00	FEB-25		00019531	01/29/2025
				Check Total:	**349.00**				
MW OH	BEALS, SHARLENE E000076	FEB MED INS REIMBURSEMENT	395083-5161 Health Insurance Premiums	RETFEB25	184.39	FEB-25		00019532	01/29/2025
				Check Total:	**184.39**				
MW OH	BERMUDEZ, ALBERT E000124	FEB MED INS REIMBURSEMENT	395083-5161 Health Insurance Premiums	RETFEB25	564.00	FEB-25		00019533	01/29/2025
				Check Total:	**564.00**				
MW OH	BUNNELL, DONALD E000062	FEB MED INS REIMBURSEMENT	395083-5161 Health Insurance Premiums	RETFEB25	526.78	FEB-25		00019534	01/29/2025
				Check Total:	**526.78**				
MW OH	BURGNER, ARTHUR E000074	FEB MED INS REIMBURSEMENT	395083-5161 Health Insurance Premiums	RETFEB25	526.78	FEB-25		00019535	01/29/2025
				Check Total:	**526.78**				
MW OH	BUSSE, MICHAEL E000131	FEB MED INS REIMBURSEMENT	395083-5161 Health Insurance Premiums	RETFEB25	564.70	FEB-25		00019536	01/29/2025
				Check Total:	**564.70**				
MW OH	CHANDLER, JOHN P E000109	FEB MED INS REIMBURSEMENT	395083-5161 Health Insurance Premiums	RETFEB25	1,878.80	FEB-25		00019537	01/29/2025
				Check Total:	**1,878.80**				
MW OH	CHANG, ROBERT E000107	FEB MED INS REIMBURSEMENT	395083-5161 Health Insurance Premiums	RETFEB25	866.44	FEB-25		00019538	01/29/2025
				Check Total:	**866.44**				
MW OH	COBBETT, GEOFFREY	FEB MED INS REIMBURSEMENT	395083-5161	RETFEB25	526.78	FEB-25		00019539	01/29/2025

City of Placentia
Check Register
For 02/12/2025

Type	Vendor Name/ID	Description	Account/Description	Batch ID	Amount	Invoice#	PO #	Check #	Check Date
	E000007		Health Insurance Premiums						
				Check Total:	**526.78**				
MW OH	COOK, ARLENE M E000018	FEB MED INS REIMBURSEMENT	395083-5161 Health Insurance Premiums	RETFEB25	526.78	FEB-25		00019540	01/29/2025
				Check Total:	**526.78**				
MW OH	D'AMATO, ROBERT E000056	FEB MED INS REIMBURSEMENT	395083-5161 Health Insurance Premiums	RETFEB25	184.39	FEB-25		00019541	01/29/2025
				Check Total:	**184.39**				
MW OH	DAVID, PRESTON E000112	FEB MED INS REIMBURSEMENT	395083-5161 Health Insurance Premiums	RETFEB25	526.78	FEB-25		00019542	01/29/2025
				Check Total:	**526.78**				
MW OH	DAVIS, CAROLYN E000005	FEB MED INS REIMBURSEMENT	395083-5161 Health Insurance Premiums	RETFEB25	184.39	FEB-25		00019543	01/29/2025
				Check Total:	**184.39**				
MW OH	DEAN, ANDREW E000135	FEB MED INS REIMBURSEMENT	395083-5161 Health Insurance Premiums	RETFEB25	1,814.00	FEB-25		00019544	01/29/2025
				Check Total:	**1,814.00**				
MW OH	DELOS SANTOS, JAMIE E000045	FEB MED INS REIMBURSEMENT	395083-5161 Health Insurance Premiums	RETFEB25	250.31	FEB-25		00019545	01/29/2025
				Check Total:	**250.31**				
MW OH	DICKSON, ROBERTA JO E000011	FEB MED INS REIMBURSEMENT	395083-5161 Health Insurance Premiums	RETFEB25	184.39	FEB-25		00019546	01/29/2025
				Check Total:	**184.39**				
MW OH	DOWNEY, CAROL E000082	FEB MED INS REIMBURSEMENT	395083-5161 Health Insurance Premiums	RETFEB25	526.78	FEB-25		00019547	01/29/2025
				Check Total:	**526.78**				
MW OH	ECKENRODE, NORMAN	FEB MED INS REIMBURSEMENT	395083-5161	RETFEB25	526.78	FEB-25		00019548	01/29/2025

City of Placentia
Check Register
For 02/12/2025

Type	Vendor Name/ID	Description	Account/Description	Batch ID	Amount	Invoice#	PO #	Check #	Check Date
	E000029		Health Insurance Premiums						
				Check Total:	**526.78**				
MW OH	ESCOBOSA, LILLIAN E000055	FEB MED INS REIMBURSEMENT	395083-5161 Health Insurance Premiums	RETFEB25	426.70	FEB-25		00019549	01/29/2025
				Check Total:	**426.70**				
MW OH	ESPINOZA, ROSALINDA E000016	FEB MED INS REIMBURSEMENT	395083-5161 Health Insurance Premiums	RETFEB25	564.00	FEB-25		00019550	01/29/2025
				Check Total:	**564.00**				
MW OH	FRICKE, JUERGEN E000075	FEB MED INS REIMBURSEMENT	395083-5161 Health Insurance Premiums	RETFEB25	965.00	FEB-25		00019551	01/29/2025
				Check Total:	**965.00**				
MW OH	FULLER, GLENN H E000081	FEB MED INS REIMBURSEMENT	395083-5161 Health Insurance Premiums	RETFEB25	965.00	FEB-25		00019552	01/29/2025
				Check Total:	**965.00**				
MW OH	GALLANT, KAREN E000008	FEB MED INS REIMBURSEMENT	395083-5161 Health Insurance Premiums	RETFEB25	526.78	FEB-25		00019553	01/29/2025
				Check Total:	**526.78**				
MW OH	GARNER, JO ANN E000047	FEB MED INS REIMBURSEMENT	395083-5161 Health Insurance Premiums	RETFEB25	184.39	FEB-25		00019554	01/29/2025
				Check Total:	**184.39**				
MW OH	GARNER, KITTY E000080	FEB MED INS REIMBURSEMENT	395083-5161 Health Insurance Premiums	RETFEB25	869.44	FEB-25		00019555	01/29/2025
				Check Total:	**869.44**				
MW OH	GRIMM, DENNIS L E000042	FEB MED INS REIMBURSEMENT	395083-5161 Health Insurance Premiums	RETFEB25	349.00	FEB-25		00019556	01/29/2025
				Check Total:	**349.00**				
MW OH	HOLTSCLAW, KATHERINE	FEB MED INS REIMBURSEMENT	395083-5161	RETFEB25	564.00	FEB-25		00019557	01/29/2025

City of Placentia
Check Register
For 02/12/2025

Type	Vendor Name/ID	Description	Account/Description	Batch ID	Amount	Invoice#	PO #	Check #	Check Date
	E000121		Health Insurance Premiums						
				Check Total:	**564.00**				
MW OH	IRVINE, SUZETTE E000019	FEB MED INS REIMBURSEMENT	395083-5161 Health Insurance Premiums	RETFEB25	526.78	FEB-25		00019558	01/29/2025
				Check Total:	**526.78**				
MW OH	JENKINS, ROBERT E000084	FEB MED INS REIMBURSEMENT	395083-5161 Health Insurance Premiums	RETFEB25	1,011.40	FEB-25		00019559	01/29/2025
				Check Total:	**1,011.40**				
MW OH	JOHNSON, SHARON E000099	FEB MED INS REIMBURSEMENT	395083-5161 Health Insurance Premiums	RETFEB25	184.39	FEB-25		00019560	01/29/2025
				Check Total:	**184.39**				
MW OH	JONES, ROBERT E000053	FEB MED INS REIMBURSEMENT	395083-5161 Health Insurance Premiums	RETFEB25	284.25	FEB-25		00019561	01/29/2025
				Check Total:	**284.25**				
MW OH	JUAREZ, JANET E000134	FEB MED INS REIMBURSEMENT	395083-5161 Health Insurance Premiums	RETFEB25	184.39	FEB-25		00019562	01/29/2025
				Check Total:	**184.39**				
MW OH	JUDD, TERRELL E000115	FEB MED INS REIMBURSEMENT	395083-5161 Health Insurance Premiums	RETFEB25	869.44	FEB-25		00019563	01/29/2025
				Check Total:	**869.44**				
MW OH	KIRKLAND, RICHARD L E000110	FEB MED INS REIMBURSEMENT	395083-5161 Health Insurance Premiums	RETFEB25	184.39	FEB-25		00019564	01/29/2025
				Check Total:	**184.39**				
MW OH	LITTLE, DIANE M E000098	FEB MED INS REIMBURSEMENT	395083-5161 Health Insurance Premiums	RETFEB25	426.70	FEB-25		00019565	01/29/2025
				Check Total:	**426.70**				
MW OH	LOOMIS, CORINNE	FEB MED INS REIMBURSEMENT	395083-5161	RETFEB25	564.00	FEB-25		00019566	01/29/2025

City of Placentia
Check Register
For 02/12/2025

Type	Vendor Name/ID	Description	Account/Description	Batch ID	Amount	Invoice#	PO #	Check #	Check Date
	E000122		Health Insurance Premiums						
				Check Total:	**564.00**				
MW OH	LOWREY, B J E000041	FEB MED INS REIMBURSEMENT	395083-5161 Health Insurance Premiums	RETFEB25	349.00	FEB-25		00019567	01/29/2025
				Check Total:	**349.00**				
MW OH	MAERTZWEILER, MICHAEL E E000032	FEB MED INS REIMBURSEMENT	395083-5161 Health Insurance Premiums	RETFEB25	526.78	FEB-25		00019568	01/29/2025
				Check Total:	**526.78**				
MW OH	MILANO, JAMES E000054	FEB MED INS REIMBURSEMENT	395083-5161 Health Insurance Premiums	RETFEB25	526.78	FEB-25		00019569	01/29/2025
				Check Total:	**526.78**				
MW OH	MILLER, RICHARD E000106	FEB MED INS REIMBURSEMENT	395083-5161 Health Insurance Premiums	RETFEB25	965.00	FEB-25		00019570	01/29/2025
				Check Total:	**965.00**				
MW OH	NAJERA, JOSEPH D. E000136	FEB MED INS REIMBURSEMENT	395083-5161 Health Insurance Premiums	RETFEB25	564.00	FEB-25		00019571	01/29/2025
				Check Total:	**564.00**				
MW OH	OLEA, ARLENE J E000014	FEB MED INS REIMBURSEMENT	395083-5161 Health Insurance Premiums	RETFEB25	526.78	FEB-25		00019572	01/29/2025
				Check Total:	**526.78**				
MW OH	PALMER, GEORGE E000094	FEB MED INS REIMBURSEMENT	395083-5161 Health Insurance Premiums	RETFEB25	965.00	FEB-25		00019573	01/29/2025
				Check Total:	**965.00**				
MW OH	PASCARELLA, RICHARD E000129	FEB MED INS REIMBURSEMENT	395083-5161 Health Insurance Premiums	RETFEB25	2,094.45	FEB-25		00019574	01/29/2025
				Check Total:	**2,094.45**				
MW OH	PASCUA, RAYNALD	FEB MED INS REIMBURSEMENT	395083-5161	RETFEB25	869.44	FEB-25		00019575	01/29/2025

City of Placentia
Check Register
For 02/12/2025

Type	Vendor Name/ID	Description	Account/Description	Batch ID	Amount	Invoice#	PO #	Check #	Check Date
	E000114		Health Insurance Premiums						
				Check Total:	**869.44**				
MW OH	PASPALL, MIHAJLO E000085	FEB MED INS REIMBURSEMENT	395083-5161 Health Insurance Premiums	RETFEB25	526.78	FEB-25		00019576	01/29/2025
				Check Total:	**526.78**				
MW OH	PEREZ, ROBERT E000111	FEB MED INS REIMBURSEMENT	395083-5161 Health Insurance Premiums	RETFEB25	184.39	FEB-25		00019577	01/29/2025
				Check Total:	**184.39**				
MW OH	PICHON, WALTER E000103	FEB MED INS REIMBURSEMENT	395083-5161 Health Insurance Premiums	RETFEB25	426.70	FEB-25		00019578	01/29/2025
				Check Total:	**426.70**				
MW OH	PINEDA, MATEO E000127	FEB MED INS REIMBURSEMENT	395083-5161 Health Insurance Premiums	RETFEB25	526.78	FEB-25		00019579	01/29/2025
				Check Total:	**526.78**				
MW OH	PISCHEL, STEPHEN E000130	FEB MED INS REIMBURSEMENT	395083-5161 Health Insurance Premiums	RETFEB25	869.44	FEB-25		00019580	01/29/2025
				Check Total:	**869.44**				
MW OH	POINT, ERIC E000133	FEB MED INS REIMBURSEMENT	395083-5161 Health Insurance Premiums	RETFEB25	2,369.95	FEB-25		00019581	01/29/2025
				Check Total:	**2,369.95**				
MW OH	REDIFER, KIM R E000022	FEB MED INS REIMBURSEMENT	395083-5161 Health Insurance Premiums	RETFEB25	965.00	FEB-25		00019582	01/29/2025
				Check Total:	**965.00**				
MW OH	RENDEN, BRIAN E000083	FEB MED INS REIMBURSEMENT	395083-5161 Health Insurance Premiums	RETFEB25	726.50	FEB-25		00019583	01/29/2025
				Check Total:	**726.50**				
MW OH	REYES, ROGER T	FEB MED INS REIMBURSEMENT	395083-5161	RETFEB25	526.78	FEB-25		00019584	01/29/2025

City of Placentia
Check Register
For 02/12/2025

Type	Vendor Name/ID	Description	Account/Description	Batch ID	Amount	Invoice#	PO #	Check #	Check Date
	E000024		Health Insurance Premiums						
				Check Total:	**526.78**				
MW OH	REYNOLDS, MATTHEW E000132	FEB MED INS REIMBURSEMENT	395083-5161 Health Insurance Premiums	RETFEB25	564.00	FEB-25		00019585	01/29/2025
				Check Total:	**564.00**				
MW OH	RICE, RUSSELL J E000059	FEB MED INS REIMBURSEMENT	395083-5161 Health Insurance Premiums	RETFEB25	1,384.00	FEB-25		00019586	01/29/2025
				Check Total:	**1,384.00**				
MW OH	RIVERA, AIDA E000026	FEB MED INS REIMBURSEMENT	395083-5161 Health Insurance Premiums	RETFEB25	184.39	FEB-25		00019587	01/29/2025
				Check Total:	**184.39**				
MW OH	ROACH, MICHAEL E000105	FEB MED INS REIMBURSEMENT	395083-5161 Health Insurance Premiums	RETFEB25	820.50	FEB-25		00019588	01/29/2025
				Check Total:	**820.50**				
MW OH	ROBB, SANDRA E000043	FEB MED INS REIMBURSEMENT	395083-5161 Health Insurance Premiums	RETFEB25	184.39	FEB-25		00019589	01/29/2025
				Check Total:	**184.39**				
MW OH	ROSE, RICHARD D E000050	FEB MED INS REIMBURSEMENT	395083-5161 Health Insurance Premiums	RETFEB25	869.44	FEB-25		00019590	01/29/2025
				Check Total:	**869.44**				
MW OH	RUIZ, ARNULFO E000138	FEB MED INS REIMBURSEMENT	395083-5161 Health Insurance Premiums	RETFEB25	1,286.00	FEB-25		00019591	01/29/2025
				Check Total:	**1,286.00**				
MW OH	SALE, LEE R E000031	FEB MED INS REIMBURSEMENT	395083-5161 Health Insurance Premiums	RETFEB25	526.78	FEB-25		00019592	01/29/2025
				Check Total:	**526.78**				
MW OH	SANCHEZ, LAURA	FEB MED INS REIMBURSEMENT	395083-5161	RETFEB25	184.39	FEB-25		00019593	01/29/2025

City of Placentia
Check Register
For 02/12/2025

Type	Vendor Name/ID	Description	Account/Description	Batch ID	Amount	Invoice#	PO #	Check #	Check Date
	E000058		Health Insurance Premiums						
				Check Total:	**184.39**				
MW OH	SCHLIEDER, BEVERLY E000120	FEB MED INS REIMBURSEMENT	395083-5161 Health Insurance Premiums	RETFEB25	869.44	FEB-25		00019594	01/29/2025
				Check Total:	**869.44**				
MW OH	SMITH, WARD E000128	FEB MED INS REIMBURSEMENT	395083-5161 Health Insurance Premiums	RETFEB25	283.75	FEB-25		00019595	01/29/2025
				Check Total:	**283.75**				
MW OH	SOTO, PHILIP J E000052	FEB MED INS REIMBURSEMENT	395083-5161 Health Insurance Premiums	RETFEB25	526.78	FEB-25		00019596	01/29/2025
				Check Total:	**526.78**				
MW OH	SPRAGUE, GARY A E000064	FEB MED INS REIMBURSEMENT	395083-5161 Health Insurance Premiums	RETFEB25	965.00	FEB-25		00019597	01/29/2025
				Check Total:	**965.00**				
MW OH	STEPHEN, JEFFREY E000119	FEB MED INS REIMBURSEMENT	395083-5161 Health Insurance Premiums	RETFEB25	869.44	FEB-25		00019598	01/29/2025
				Check Total:	**869.44**				
MW OH	TAYLOR, DAVID M E000088	FEB MED INS REIMBURSEMENT	395083-5161 Health Insurance Premiums	RETFEB25	577.00	FEB-25		00019599	01/29/2025
				Check Total:	**577.00**				
MW OH	TAYLOR, LINDA E000126	FEB MED INS REIMBURSEMENT	395083-5161 Health Insurance Premiums	RETFEB25	564.00	FEB-25		00019600	01/29/2025
				Check Total:	**564.00**				
MW OH	THOMANN, DARYLL L E000101	FEB MED INS REIMBURSEMENT	395083-5161 Health Insurance Premiums	RETFEB25	326.62	FEB-25		00019601	01/29/2025
MW OH	THOMANN, DARYLL L E000101	FEB MED INS REIMBURSEMENT	395083-5161 Health Insurance Premiums	RETFEB25	853.40	FEB-25		00019601	01/29/2025

City of Placentia
Check Register
For 02/12/2025

Type	Vendor Name/ID	Description	Account/Description	Batch ID	Amount	Invoice#	PO #	Check #	Check Date
				Check Total:	**1,180.02**				
MW OH	TRIFOS, WILLIAM E000104	FEB MED INS REIMBURSEMENT	395083-5161 Health Insurance Premiums	RETFEB25	965.00	FEB-25		00019602	01/29/2025
				Check Total:	**965.00**				
MW OH	VALENTINE, THOMAS E000118	FEB MED INS REIMBURSEMENT	395083-5161 Health Insurance Premiums	RETFEB25	1,878.80	FEB-25		00019603	01/29/2025
				Check Total:	**1,878.80**				
MW OH	VERSTYNEN, WILLIAM E000092	FEB MED INS REIMBURSEMENT	395083-5161 Health Insurance Premiums	RETFEB25	184.39	FEB-25		00019604	01/29/2025
				Check Total:	**184.39**				
MW OH	WAHL, KATHLEEN A E000030	FEB MED INS REIMBURSEMENT	395083-5161 Health Insurance Premiums	RETFEB25	184.39	FEB-25		00019605	01/29/2025
				Check Total:	**184.39**				
MW OH	WIEST, STEPHEN E000079	FEB MED INS REIMBURSEMENT	395083-5161 Health Insurance Premiums	RETFEB25	526.78	FEB-25		00019606	01/29/2025
				Check Total:	**526.78**				
MW OH	WORDEN, LARRY M E000116	FEB MED INS REIMBURSEMENT	395083-5161 Health Insurance Premiums	RETFEB25	577.00	FEB-25		00019607	01/29/2025
				Check Total:	**577.00**				
MW OH	YAMAGUCHI, BRIAN E000123	FEB MED INS REIMBURSEMENT	395083-5161 Health Insurance Premiums	RETFEB25	820.50	FEB-25		00019608	01/29/2025
				Check Total:	**820.50**				
MW OH	ZINN, JOHN E000009	FEB MED INS REIMBURSEMENT	395083-5161 Health Insurance Premiums	RETFEB25	564.00	FEB-25		00019609	01/29/2025
				Check Total:	**564.00**				
MW OH	INFRASTRUCTURE V011245	NOV - BLDG & SAFETY PLAN CHECK	102532-6290 Dept. Contract Services	EFT020525	15,927.50	463114	P13579	00019610	02/06/2025

City of Placentia
Check Register
For 02/12/2025

Type	Vendor Name/ID	Description	Account/Description	Batch ID	Amount	Invoice#	PO #	Check #	Check Date
				Check Total:	**15,927.50**				
MW OH	CALIFORNIA PUBLIC V010053	PERS PE9/28 PD10/4	0040-2150 Survivor Benefit Package	ACH012825	0.93	PR2401023		00019611	02/06/2025
MW OH	CALIFORNIA PUBLIC V010053	PERS PE9/28 PD10/4	0048-2145 Employee PERS Payback W/H	ACH012825	0.42	PR2401023		00019611	02/06/2025
MW OH	CALIFORNIA PUBLIC V010053	PERS PE9/28 PD10/4	0048-2150 Survivor Benefit Package	ACH012825	0.19	PR2401023		00019611	02/06/2025
MW OH	CALIFORNIA PUBLIC V010053	PERS PE9/28 PD10/4	0010-2145 Employee PERS Payback W/H	ACH012825	256.35	PR2401023		00019611	02/06/2025
MW OH	CALIFORNIA PUBLIC V010053	PERS PE9/28 PD10/4	0078-2150 Survivor Benefit Package	ACH012825	0.13	PR2401023		00019611	02/06/2025
MW OH	CALIFORNIA PUBLIC V010053	PERS PE9/28 PD10/4	0010-2150 Survivor Benefit Package	ACH012825	153.83	PR2401023		00019611	02/06/2025
MW OH	CALIFORNIA PUBLIC V010053	PERS PE9/28 PD10/4	0033-2150 Survivor Benefit Package	ACH012825	0.10	PR2401023		00019611	02/06/2025
MW OH	CALIFORNIA PUBLIC V010053	PERS PE9/28 PD10/4	0037-2150 Survivor Benefit Package	ACH012825	0.11	PR2401023		00019611	02/06/2025
MW OH	CALIFORNIA PUBLIC V010053	PERS PE9/28 PD10/4	0029-2150 Survivor Benefit Package	ACH012825	0.02	PR2401023		00019611	02/06/2025
MW OH	CALIFORNIA PUBLIC V010053	PERS PE9/28 PD10/4	0048-2140 Employee PERS W/H	ACH012825	131.72	PR2401023		00019611	02/06/2025
MW OH	CALIFORNIA PUBLIC V010053	PERS PE9/28 PD10/4	0010-2140 Employee PERS W/H	ACH012825	149,311.64	PR2401023		00019611	02/06/2025
MW OH	CALIFORNIA PUBLIC V010053	PERS PE9/28 PD10/4	0078-2140 Employee PERS W/H	ACH012825	224.08	PR2401023		00019611	02/06/2025
MW OH	CALIFORNIA PUBLIC V010053	PERS PE9/28 PD10/4	0040-2140 Employee PERS W/H	ACH012825	880.58	PR2401023		00019611	02/06/2025
MW OH	CALIFORNIA PUBLIC V010053	PERS PE9/28 PD10/4	0037-2140 Employee PERS W/H	ACH012825	86.11	PR2401023		00019611	02/06/2025

City of Placentia
Check Register
For 02/12/2025

Type	Vendor Name/ID	Description	Account/Description	Batch ID	Amount	Invoice#	PO #	Check #	Check Date
MW OH	CALIFORNIA PUBLIC V010053	PERS PE9/28 PD10/4	0033-2140 Employee PERS W/H	ACH012825	118.55	PR2401023		00019611	02/06/2025
MW OH	CALIFORNIA PUBLIC V010053	PERS PE9/28 PD10/4	0029-2140 Employee PERS W/H	ACH012825	10.40	PR2401023		00019611	02/06/2025
MW OH	CALIFORNIA PUBLIC V010053	PERS PE9/28 PD10/4	0029-2145 Employee PERS Payback W/H	ACH012825	0.25	PR2401023		00019611	02/06/2025
MW OH	CALIFORNIA PUBLIC V010053	PERS PE9/28 PD10/4	0037-2145 Employee PERS Payback W/H	ACH012825	1.73	PR2401023		00019611	02/06/2025
MW OH	CALIFORNIA PUBLIC V010053	PERS PE1/4 PD1/10	0037-2145 Employee PERS Payback W/H	ACH012825	1.74	PR2501001		00019611	02/06/2025
MW OH	CALIFORNIA PUBLIC V010053	PERS PE1/4 PD1/10	0010-2145 Employee PERS Payback W/H	ACH012825	256.34	PR2501001		00019611	02/06/2025
MW OH	CALIFORNIA PUBLIC V010053	PERS PE1/4 PD1/10	0040-2140 Employee PERS W/H	ACH012825	924.69	PR2501001		00019611	02/06/2025
MW OH	CALIFORNIA PUBLIC V010053	PERS PE1/4 PD1/10	0037-2140 Employee PERS W/H	ACH012825	84.45	PR2501001		00019611	02/06/2025
MW OH	CALIFORNIA PUBLIC V010053	PERS PE1/4 PD1/10	0010-2140 Employee PERS W/H	ACH012825	147,282.34	PR2501001		00019611	02/06/2025
MW OH	CALIFORNIA PUBLIC V010053	PERS PE1/4 PD1/10	0048-2140 Employee PERS W/H	ACH012825	109.73	PR2501001		00019611	02/06/2025
MW OH	CALIFORNIA PUBLIC V010053	PERS PE1/4 PD1/10	0029-2140 Employee PERS W/H	ACH012825	12.81	PR2501001		00019611	02/06/2025
MW OH	CALIFORNIA PUBLIC V010053	PERS PE1/4 PD1/10	0033-2140 Employee PERS W/H	ACH012825	119.00	PR2501001		00019611	02/06/2025
MW OH	CALIFORNIA PUBLIC V010053	PERS PE1/4 PD1/10	0033-2150 Survivor Benefit Package	ACH012825	0.10	PR2501001		00019611	02/06/2025
MW OH	CALIFORNIA PUBLIC V010053	PERS PE1/4 PD1/10	0048-2150 Survivor Benefit Package	ACH012825	0.14	PR2501001		00019611	02/06/2025
MW OH	CALIFORNIA PUBLIC	PERS PE1/4 PD1/10	0078-2150	ACH012825	0.13	PR2501001		00019611	02/06/2025

City of Placentia
Check Register
For 02/12/2025

Type	Vendor Name/ID	Description	Account/Description	Batch ID	Amount	Invoice#	PO #	Check #	Check Date
	V010053		Survivor Benefit Package						
MW OH	CALIFORNIA PUBLIC V010053	PERS PE1/4 PD1/10	0048-2145 Employee PERS Payback W/H	ACH012825	0.42	PR2501001		00019611	02/06/2025
MW OH	CALIFORNIA PUBLIC V010053	PERS PE1/4 PD1/10	0029-2145 Employee PERS Payback W/H	ACH012825	0.25	PR2501001		00019611	02/06/2025
MW OH	CALIFORNIA PUBLIC V010053	PERS PE1/4 PD1/10	0010-2150 Survivor Benefit Package	ACH012825	155.38	PR2501001		00019611	02/06/2025
MW OH	CALIFORNIA PUBLIC V010053	PERS PE1/4 PD1/10	0040-2150 Survivor Benefit Package	ACH012825	0.93	PR2501001		00019611	02/06/2025
MW OH	CALIFORNIA PUBLIC V010053	PERS PE1/4 PD1/10	0029-2150 Survivor Benefit Package	ACH012825	0.02	PR2501001		00019611	02/06/2025
MW OH	CALIFORNIA PUBLIC V010053	PERS PE1/4 PD1/10	0037-2150 Survivor Benefit Package	ACH012825	0.10	PR2501001		00019611	02/06/2025
MW OH	CALIFORNIA PUBLIC V010053	PERS PE1/4 PD1/10	0078-2140 Employee PERS W/H	ACH012825	220.88	PR2501001		00019611	02/06/2025
MW OH	CALIFORNIA PUBLIC V010053	PERS PE1/18 PD1/24	0037-2150 Survivor Benefit Package	ACH012825	0.11	PR2501002		00019611	02/06/2025
MW OH	CALIFORNIA PUBLIC V010053	PERS PE1/18 PD1/24	0010-2150 Survivor Benefit Package	ACH012825	143.54	PR2501002		00019611	02/06/2025
MW OH	CALIFORNIA PUBLIC V010053	PERS PE1/18 PD1/24	0033-2150 Survivor Benefit Package	ACH012825	0.10	PR2501002		00019611	02/06/2025
MW OH	CALIFORNIA PUBLIC V010053	PERS PE1/18 PD1/24	0078-2150 Survivor Benefit Package	ACH012825	0.18	PR2501002		00019611	02/06/2025
MW OH	CALIFORNIA PUBLIC V010053	PERS PE1/18 PD1/24	0029-2150 Survivor Benefit Package	ACH012825	0.02	PR2501002		00019611	02/06/2025
MW OH	CALIFORNIA PUBLIC V010053	PERS PE1/18 PD1/24	0030-2150 Survivor Benefit Package	ACH012825	0.06	PR2501002		00019611	02/06/2025
MW OH	CALIFORNIA PUBLIC V010053	PERS PE1/18 PD1/24	0010-2145 Employee PERS Payback W/H	ACH012825	256.34	PR2501002		00019611	02/06/2025

City of Placentia
Check Register
For 02/12/2025

Type	Vendor Name/ID	Description	Account/Description	Batch ID	Amount	Invoice#	PO #	Check #	Check Date
MW OH	CALIFORNIA PUBLIC V010053	PERS PE1/18 PD1/24	0029-2145 Employee PERS Payback W/H	ACH012825	0.25	PR2501002		00019611	02/06/2025
MW OH	CALIFORNIA PUBLIC V010053	PERS PE1/18 PD1/24	0048-2150 Survivor Benefit Package	ACH012825	0.14	PR2501002		00019611	02/06/2025
MW OH	CALIFORNIA PUBLIC V010053	PERS PE1/18 PD1/24	0040-2150 Survivor Benefit Package	ACH012825	0.93	PR2501002		00019611	02/06/2025
MW OH	CALIFORNIA PUBLIC V010053	PERS PE1/18 PD1/24	0029-2140 Employee PERS W/H	ACH012825	14.42	PR2501002		00019611	02/06/2025
MW OH	CALIFORNIA PUBLIC V010053	PERS PE1/18 PD1/24	0030-2140 Employee PERS W/H	ACH012825	40.11	PR2501002		00019611	02/06/2025
MW OH	CALIFORNIA PUBLIC V010053	PERS PE1/18 PD1/24	0010-2140 Employee PERS W/H	ACH012825	148,123.47	PR2501002		00019611	02/06/2025
MW OH	CALIFORNIA PUBLIC V010053	PERS PE1/18 PD1/24	0078-2140 Employee PERS W/H	ACH012825	254.22	PR2501002		00019611	02/06/2025
MW OH	CALIFORNIA PUBLIC V010053	PERS PE1/18 PD1/24	0033-2140 Employee PERS W/H	ACH012825	119.00	PR2501002		00019611	02/06/2025
MW OH	CALIFORNIA PUBLIC V010053	PERS PE1/18 PD1/24	0037-2140 Employee PERS W/H	ACH012825	90.08	PR2501002		00019611	02/06/2025
MW OH	CALIFORNIA PUBLIC V010053	PERS PE1/18 PD1/24	0040-2140 Employee PERS W/H	ACH012825	924.69	PR2501002		00019611	02/06/2025
MW OH	CALIFORNIA PUBLIC V010053	PERS PE1/18 PD1/24	0037-2145 Employee PERS Payback W/H	ACH012825	1.74	PR2501002		00019611	02/06/2025
MW OH	CALIFORNIA PUBLIC V010053	PERS PE1/18 PD1/24	0048-2140 Employee PERS W/H	ACH012825	109.21	PR2501002		00019611	02/06/2025
MW OH	CALIFORNIA PUBLIC V010053	PERS PE1/18 PD1/24	0048-2145 Employee PERS Payback W/H	ACH012825	0.42	PR2501002		00019611	02/06/2025
				Check Total:	**450,425.62**				
MW OH	CALIFORNIA STATE V004813	CA CHILD SUPP PE1/18 PD1/24	0010-2196 Garnishments W/H	ACH012825	1,812.44	PR2501002		00019612	02/06/2025

City of Placentia
Check Register
For 02/12/2025

Type	Vendor Name/ID	Description	Account/Description	Batch ID	Amount	Invoice#	PO #	Check #	Check Date
				Check Total:	**1,812.44**				
MW OH	EMPLOYMENT V010052	PE1/18 PD1/24	0033-2135 Calif Income Tax W/H	ACH012825	57.43	PR2501002		00019613	02/06/2025
MW OH	EMPLOYMENT V010052	PE1/18 PD1/24	0030-2135 Calif Income Tax W/H	ACH012825	26.88	PR2501002		00019613	02/06/2025
MW OH	EMPLOYMENT V010052	PE1/18 PD1/24	0029-2135 Calif Income Tax W/H	ACH012825	2.89	PR2501002		00019613	02/06/2025
MW OH	EMPLOYMENT V010052	PE1/18 PD1/24	0010-2135 Calif Income Tax W/H	ACH012825	38,765.99	PR2501002		00019613	02/06/2025
MW OH	EMPLOYMENT V010052	PE1/18 PD1/24	0078-2135 Calif Income Tax W/H	ACH012825	46.60	PR2501002		00019613	02/06/2025
MW OH	EMPLOYMENT V010052	PE1/18 PD1/24	0048-2135 Calif Income Tax W/H	ACH012825	32.19	PR2501002		00019613	02/06/2025
MW OH	EMPLOYMENT V010052	PE1/18 PD1/24	0040-2135 Calif Income Tax W/H	ACH012825	1,327.40	PR2501002		00019613	02/06/2025
MW OH	EMPLOYMENT V010052	PE1/18 PD1/24	0037-2135 Calif Income Tax W/H	ACH012825	27.15	PR2501002		00019613	02/06/2025
				Check Total:	**40,286.53**				
MW OH	INTERNAL REVENUE V010054	IRS NOTICE #CP134B	104071-5135 Medicare	ACH012825	27.47	2024 Q3		00019614	02/06/2025
MW OH	INTERNAL REVENUE V010054	FED TAX PE11/23 PD11/29	0078-2120 Employer Medicare Payable	ACH012825	9.81	PR2401024B		00019614	02/06/2025
MW OH	INTERNAL REVENUE V010054	FED TAX PE11/23 PD11/29	0010-2110 Federal Income Tax W/H	ACH012825	97,116.29	PR2401024B		00019614	02/06/2025
MW OH	INTERNAL REVENUE V010054	FED TAX PE11/23 PD11/29	0048-2110 Federal Income Tax W/H	ACH012825	42.26	PR2401024B		00019614	02/06/2025
MW OH	INTERNAL REVENUE V010054	FED TAX PE11/23 PD11/29	0037-2110 Federal Income Tax W/H	ACH012825	26.73	PR2401024B		00019614	02/06/2025
MW OH	INTERNAL REVENUE	FED TAX PE11/23 PD11/29	0040-2110	ACH012825	508.38	PR2401024B		00019614	02/06/2025

City of Placentia
Check Register
For 02/12/2025

Type	Vendor Name/ID	Description	Account/Description	Batch ID	Amount	Invoice#	PO #	Check #	Check Date
	V010054		Federal Income Tax W/H						
MW OH	INTERNAL REVENUE V010054	FED TAX PE11/23 PD11/29	0029-2110 Federal Income Tax W/H	ACH012825	1.70	PR2401024B		00019614	02/06/2025
MW OH	INTERNAL REVENUE V010054	FED TAX PE11/23 PD11/29	0033-2110 Federal Income Tax W/H	ACH012825	72.26	PR2401024B		00019614	02/06/2025
MW OH	INTERNAL REVENUE V010054	FED TAX PE11/23 PD11/29	0078-2110 Federal Income Tax W/H	ACH012825	141.66	PR2401024B		00019614	02/06/2025
MW OH	INTERNAL REVENUE V010054	FED TAX PE11/23 PD11/29	0048-2115 Employee Medicare W/H	ACH012825	5.29	PR2401024B		00019614	02/06/2025
MW OH	INTERNAL REVENUE V010054	FED TAX PE11/23 PD11/29	0033-2115 Employee Medicare W/H	ACH012825	5.07	PR2401024B		00019614	02/06/2025
MW OH	INTERNAL REVENUE V010054	FED TAX PE11/23 PD11/29	0078-2115 Employee Medicare W/H	ACH012825	9.81	PR2401024B		00019614	02/06/2025
MW OH	INTERNAL REVENUE V010054	FED TAX PE11/23 PD11/29	0029-2115 Employee Medicare W/H	ACH012825	0.18	PR2401024B		00019614	02/06/2025
MW OH	INTERNAL REVENUE V010054	FED TAX PE11/23 PD11/29	0040-2115 Employee Medicare W/H	ACH012825	85.89	PR2401024B		00019614	02/06/2025
MW OH	INTERNAL REVENUE V010054	FED TAX PE11/23 PD11/29	0037-2115 Employee Medicare W/H	ACH012825	3.32	PR2401024B		00019614	02/06/2025
MW OH	INTERNAL REVENUE V010054	FED TAX PE11/23 PD11/29	0010-2115 Employee Medicare W/H	ACH012825	13,787.71	PR2401024B		00019614	02/06/2025
MW OH	INTERNAL REVENUE V010054	FED TAX PE11/23 PD11/29	0010-2120 Employer Medicare Payable	ACH012825	13,226.92	PR2401024B		00019614	02/06/2025
MW OH	INTERNAL REVENUE V010054	FED TAX PE11/23 PD11/29	0037-2120 Employer Medicare Payable	ACH012825	3.02	PR2401024B		00019614	02/06/2025
MW OH	INTERNAL REVENUE V010054	FED TAX PE11/23 PD11/29	0040-2120 Employer Medicare Payable	ACH012825	85.89	PR2401024B		00019614	02/06/2025
MW OH	INTERNAL REVENUE V010054	FED TAX PE11/23 PD11/29	0029-2120 Employer Medicare Payable	ACH012825	0.14	PR2401024B		00019614	02/06/2025

City of Placentia
Check Register
For 02/12/2025

Type	Vendor Name/ID	Description	Account/Description	Batch ID	Amount	Invoice#	PO #	Check #	Check Date
MW OH	INTERNAL REVENUE V010054	FED TAX PE11/23 PD11/29	0033-2120 Employer Medicare Payable	ACH012825	5.07	PR2401024B		00019614	02/06/2025
MW OH	INTERNAL REVENUE V010054	FED TAX PE11/23 PD11/29	0048-2120 Employer Medicare Payable	ACH012825	5.22	PR2401024B		00019614	02/06/2025
MW OH	INTERNAL REVENUE V010054	FED TAX PE1/18 PD1/24	0040-2120 Employer Medicare Payable	ACH012825	224.13	PR2501002		00019614	02/06/2025
MW OH	INTERNAL REVENUE V010054	FED TAX PE1/18 PD1/24	0037-2120 Employer Medicare Payable	ACH012825	8.02	PR2501002		00019614	02/06/2025
MW OH	INTERNAL REVENUE V010054	FED TAX PE1/18 PD1/24	0048-2120 Employer Medicare Payable	ACH012825	9.60	PR2501002		00019614	02/06/2025
MW OH	INTERNAL REVENUE V010054	FED TAX PE1/18 PD1/24	0033-2120 Employer Medicare Payable	ACH012825	11.91	PR2501002		00019614	02/06/2025
MW OH	INTERNAL REVENUE V010054	FED TAX PE1/18 PD1/24	0029-2120 Employer Medicare Payable	ACH012825	1.35	PR2501002		00019614	02/06/2025
MW OH	INTERNAL REVENUE V010054	FED TAX PE1/18 PD1/24	0010-2120 Employer Medicare Payable	ACH012825	13,026.33	PR2501002		00019614	02/06/2025
MW OH	INTERNAL REVENUE V010054	FED TAX PE1/18 PD1/24	0030-2120 Employer Medicare Payable	ACH012825	53.87	PR2501002		00019614	02/06/2025
MW OH	INTERNAL REVENUE V010054	FED TAX PE1/18 PD1/24	0030-2115 Employee Medicare W/H	ACH012825	53.87	PR2501002		00019614	02/06/2025
MW OH	INTERNAL REVENUE V010054	FED TAX PE1/18 PD1/24	0010-2115 Employee Medicare W/H	ACH012825	13,026.33	PR2501002		00019614	02/06/2025
MW OH	INTERNAL REVENUE V010054	FED TAX PE1/18 PD1/24	0033-2115 Employee Medicare W/H	ACH012825	11.91	PR2501002		00019614	02/06/2025
MW OH	INTERNAL REVENUE V010054	FED TAX PE1/18 PD1/24	0037-2115 Employee Medicare W/H	ACH012825	8.02	PR2501002		00019614	02/06/2025
MW OH	INTERNAL REVENUE V010054	FED TAX PE1/18 PD1/24	0048-2115 Employee Medicare W/H	ACH012825	9.60	PR2501002		00019614	02/06/2025
MW OH	INTERNAL REVENUE	FED TAX PE1/18 PD1/24	0040-2115	ACH012825	224.13	PR2501002		00019614	02/06/2025

City of Placentia
Check Register
For 02/12/2025

Type	Vendor Name/ID	Description	Account/Description	Batch ID	Amount	Invoice#	PO #	Check #	Check Date
	V010054		Employee Medicare W/H						
MW OH	INTERNAL REVENUE V010054	FED TAX PE1/18 PD1/24	0078-2115 Employee Medicare W/H	ACH012825	13.06	PR2501002		00019614	02/06/2025
MW OH	INTERNAL REVENUE V010054	FED TAX PE1/18 PD1/24	0029-2115 Employee Medicare W/H	ACH012825	1.35	PR2501002		00019614	02/06/2025
MW OH	INTERNAL REVENUE V010054	FED TAX PE1/18 PD1/24	0040-2110 Federal Income Tax W/H	ACH012825	2,682.21	PR2501002		00019614	02/06/2025
MW OH	INTERNAL REVENUE V010054	FED TAX PE1/18 PD1/24	0048-2110 Federal Income Tax W/H	ACH012825	79.28	PR2501002		00019614	02/06/2025
MW OH	INTERNAL REVENUE V010054	FED TAX PE1/18 PD1/24	0037-2110 Federal Income Tax W/H	ACH012825	66.13	PR2501002		00019614	02/06/2025
MW OH	INTERNAL REVENUE V010054	FED TAX PE1/18 PD1/24	0029-2110 Federal Income Tax W/H	ACH012825	3.29	PR2501002		00019614	02/06/2025
MW OH	INTERNAL REVENUE V010054	FED TAX PE1/18 PD1/24	0078-2110 Federal Income Tax W/H	ACH012825	149.82	PR2501002		00019614	02/06/2025
MW OH	INTERNAL REVENUE V010054	FED TAX PE1/18 PD1/24	0030-2110 Federal Income Tax W/H	ACH012825	118.04	PR2501002		00019614	02/06/2025
MW OH	INTERNAL REVENUE V010054	FED TAX PE1/18 PD1/24	0033-2110 Federal Income Tax W/H	ACH012825	170.34	PR2501002		00019614	02/06/2025
MW OH	INTERNAL REVENUE V010054	FED TAX PE1/18 PD1/24	0010-2110 Federal Income Tax W/H	ACH012825	99,582.35	PR2501002		00019614	02/06/2025
MW OH	INTERNAL REVENUE V010054	FED TAX PE1/18 PD1/24	0078-2120 Employer Medicare Payable	ACH012825	13.06	PR2501002		00019614	02/06/2025
				Check Total:	**254,718.09**				
MW OH	MISSION SQUARE 100091 V012393	401A PE1/18 PD1/24	0010-2170 Deferred Comp Payable - ICMA	ACH012825	11,321.54	PR2501002		00019615	02/06/2025
MW OH	MISSION SQUARE 100091 V012393	401A PE1/18 PD1/24	0010-2170 Deferred Comp Payable - ICMA	ACH012825	2,426.62	PR2501002B		00019615	02/06/2025
MW OH	MISSION SQUARE 100091	401A PE1/18 PD1/24	0029-2170	ACH012825	1.32	PR2501002B		00019615	02/06/2025

City of Placentia
Check Register
For 02/12/2025

Type	Vendor Name/ID	Description	Account/Description	Batch ID	Amount	Invoice#	PO #	Check #	Check Date
	V012393		Deferred Comp Payable - ICMA						
MW OH	MISSION SQUARE 100091 V012393	401A PE1/18 PD1/24	0033-2170 Deferred Comp Payable - ICMA	ACH012825	30.45	PR2501002B		00019615	02/06/2025
MW OH	MISSION SQUARE 100091 V012393	401A PE1/18 PD1/24	0037-2170 Deferred Comp Payable - ICMA	ACH012825	24.80	PR2501002B		00019615	02/06/2025
MW OH	MISSION SQUARE 100091 V012393	401A PE1/18 PD1/24	0048-2170 Deferred Comp Payable - ICMA	ACH012825	13.43	PR2501002B		00019615	02/06/2025
				Check Total:	**13,818.16**				
MW OH	MISSION SQUARE 301387 V012394	EE/ER CONTR, EE LOANS PE1/18 P	0010-2170 Deferred Comp Payable - ICMA	ACH012825	35,263.50	301387-PY2502		00019616	02/06/2025
MW OH	MISSION SQUARE 301387 V012394	EE/ER CONTR, EE LOANS PE1/18 P	0029-2170 Deferred Comp Payable - ICMA	ACH012825	1.27	301387-PY2502		00019616	02/06/2025
MW OH	MISSION SQUARE 301387 V012394	EE/ER CONTR, EE LOANS PE1/18 P	0033-2170 Deferred Comp Payable - ICMA	ACH012825	0.09	301387-PY2502		00019616	02/06/2025
MW OH	MISSION SQUARE 301387 V012394	EE/ER CONTR, EE LOANS PE1/18 P	0037-2170 Deferred Comp Payable - ICMA	ACH012825	16.11	301387-PY2502		00019616	02/06/2025
MW OH	MISSION SQUARE 301387 V012394	EE/ER CONTR, EE LOANS PE1/18 P	0040-2170 Deferred Comp Payable - ICMA	ACH012825	300.00	301387-PY2502		00019616	02/06/2025
MW OH	MISSION SQUARE 301387 V012394	EE/ER CONTR, EE LOANS PE1/18 P	0048-2170 Deferred Comp Payable - ICMA	ACH012825	13.17	301387-PY2502		00019616	02/06/2025
MW OH	MISSION SQUARE 301387 V012394	EE/ER CONTR, EE LOANS PE1/18 P	0078-2170 Deferred Comp Payable - ICMA	ACH012825	12.43	301387-PY2502		00019616	02/06/2025
				Check Total:	**35,606.57**				
MW OH	WASHINGTON STATE V011597	WA CHILD SUPP PE1/18 PD1/24	0010-2196 Garnishments W/H	ACH012825	823.09	PR2501002		00019617	02/06/2025
				Check Total:	**823.09**				
				Type Total:	**1,271,379.27**				
				Check Total:	**1,271,379.27**				

Agenda Item No: 1.c

PLACENTIA CITY COUNCIL AGENDA REPORT

Meeting Date: February 18, 2025

Submitted by: Joe Lambert

From: Development Services

Subject:
Second Reading and Adoption of Ordinance No. O-2025-01, an Ordinance of the City Council of the City of Placentia, California Amending Chapter 10.56 “Graffiti” of Title 10 “Peace, Morals and Safety” of the Placentia Municipal Code Relating to the Prevention, Enforcement, and Abatement of Graffiti, and Recovering Costs Related Thereto

Financial Impact:
Fiscal Impact: No immediate impact. Potential for increased revenue.

Summary:
This Ordinance would amend Placentia Municipal Code (PMC) Chapter 10.56 (“Graffiti”) to add additional language to Section 10.56.010 “Intent and purpose”, to add definitions of “Minor” and “Responsible Party” to Section 10.56.020, to add requirements to Section 10.56.060 to store graffiti (implements) only in areas where general public can only access with employee assistance; to add enforcement tools for recovering the City’s cost of abating graffiti Section 10.56.070; to add language encouraging and/or requiring the use of graffiti-resistant coatings, faux or live landscaping or other techniques approved by the Development Services Director or designee to Standard Conditions of Approval for new developments. Based on City Council direction during the February 4, 2025 Public Hearing, Staff amended Sections 10.56.070(c)(3)(A) and10.56.070(c)(3)(E) to include language to allow other security measures and/or deterrents to reduce graffiti.

Recommendation:
Recommended Action: It is recommended that the City Council take the following action:

1. Waive full reading, by title only, and adopt Ordinance No. O-2025-01, an Ordinance of the City Council of the City of Placentia, California amending Sections 10.56.010, 10.56.020, 10.56.060, and 10.56.070 (Chapter 10.56 “Graffiti” of Title 10 “Peace, Morals and Safety”) relating to the prevention, enforcement, and abatement of graffiti, and recovering costs related thereto

Strategic Plan Statement:
This item is consistent with the City Council approved 5-Year Strategic Goal No. 4, to Increase Community Engagement, specifically Objective No.4.7 Police, which is to Conduct Community Oriented Policing and Proactive Policing (i.e. Neighborhood Watch, Community Watch, etc.) This agenda item utilizes proactive policies for Policing and Code Enforcement.

Discussion:
The City desires to provide notice to all persons that the City intends to strictly enforce local and state laws pertaining to the vandalism of property by graffiti. This includes, but is not limited to, California Penal Code Sections 594, 594.1, 640.5 and 640.6, California Vehicle Code Section 13202.6, and Chapter 10.56 of the Municipal Code.

The additional language in the "Intent and Purpose" section explains why proactive enforcement is important. Graffiti has been found to be associated with criminal activity and delinquency. It is also a means of identification and intimidation utilized by gangs and its presence may further illegal gang-related activities.

The acts of graffiti vandalism are most often committed by persons under the age of 18, using aerosol spray paint and other implements that are often stolen from retail stores. To make these graffiti implements less accessible to minors and to provide retail stores greater protection from theft of these items, the City will require additional steps to prevent easy theft of implements most commonly used in committing graffiti related crimes.

In an effort to make theft of these graffiti implements more difficult, the Ordinance seeks to place them in enclosures behind the counter or in locked cabinets rather than open display shelving. To aid in the enforcement against graffiti vandalism by minors, the Ordinance holds jointly responsible the parents or guardians of the minors who commit these crimes, with escalating consequences for repeat offenses within certain time frames. The Ordinance provides for possible treble damages, civil litigation, and/or criminal prosecution as enforcement options.

Background:
The presence of graffiti creates fear within the community and blight upon the landscape and detracts from a sense of community enjoyed by the residents of the City of Placentia. The detrimental effects of graffiti go beyond the cost of clean-up and removal and there is currently no mechanism within the ordinance to hold parents or legal guardians accountable for violations committed by persons under 18 years of age, nor can the City recover the costs of graffiti removal after such violations committed by minors.

While the City desires to provide mechanisms for the easy removal of graffiti in the future for property identified to be prone to repeated graffiti defacement, the City also desires to provide for the ability to enforce our regulations against these minor persons committing acts of graffiti within the City and to recover the costs incurred by the City in the abatement thereof. Additionally, the City would require future developments to incorporate a mechanism to deter graffiti by using graffiti-resistant coatings, faux landscaping affixed to the vertical surface, live landscaping or other techniques approved by the Development Services Director or designee.

Based on City Council direction during the February 4, 2025 Public Hearing, Staff amended Sections 10.56.070(c)(3)(A) and10.56.070(c)(3)(E) to include language to allow other security measures and/or deterrents to reduce graffiti.

Fiscal Impact Summary:
Fiscal Impact: No immediate impact. Potential for increased revenue.

Attachments
Placentia_Ordinance_Graffiti_Amend_Ch_10_56_FINAL CLEAN.docx

ORDINANCE NO. O-2025-01

AN ORDINANCE OF THE CITY COUNCIL OF THE CITY OF PLACENTIA, CALIFORNIA AMENDING SECTIONS 10.56.010, 10.56.020, 10.56.060, and 10.56.070 (CHAPTER 10.56 "GRAFFITI" OF TITLE 10 "PEACE, MORALS AND SAFETY") RELATING TO THE PREVENTION, ENFORCEMENT, AND ABATEMENT OF GRAFFITI, AND RECOVERING COSTS RELATED THERETO.

City Attorney Summary

This Ordinance would amend Chapter 10.56 ("Graffiti") to add additional language to Section 10.56.010 "Intent and purpose", to add definitions of "Minor" and "Responsible Party" to Section 10.56.020, to add requirements to Section 10.56.060 to store graffiti implements only in areas where the general public can only access with employee assistance; to add enforcement tools for recovering the City's cost of abating graffiti to Section 10.56.070.

A. Recitals

(i) Chapter 10.56 "Graffiti" was added to the Placentia Municipal Code in 1993 and amended from time to time thereafter.

(ii) Acts of graffiti are destructive of the rights and values of private property owners as well as of the entire community.

(iii) The presence of graffiti creates fear within the community and blights upon the landscape and detracts from a sense of community enjoyed by the residents of the City of Placentia ("City").

(iv) The detrimental effects of graffiti go beyond the cost of clean-up or removal.

(v) There currently is no mechanism within the ordinance to hold accountable the parents or legal guardians for violations committed by persons under 18 years of age or recover the costs of graffiti removal after such violation by minors.

(vi) The City desires to provide for the ability to enforce the ordinance against these minor persons committing acts of graffiti within the City and to recover costs incurred by the city in the abatement thereof.

(vii) The City desires to provide mechanisms for the easy removal of graffiti in the future for property identified to be prone to repeated graffiti defacement.

B. Ordinance

NOW, THEREFORE, the City Council of the City of Placentia does hereby find, determine, and ordain as follows:

SECTION 1. Section 10.56.010 of Chapter 10.56 (Graffiti) of Title 10 (Peace, Morals and Safety) is hereby amended as follows:

§ 10.56.010. Intent and purpose.
It is the intent and purpose of the city council, ~~of the city~~ through the adoption of this chapter, to provide additional enforcement tools beyond those set forth in Chapter 8.06 of the Placentia Municipal Code to protect public and private property from the acts of vandalism and defacement especially, but not limited to graffiti on privately and publicly owned walls, which are inimical and destructive of the rights and values of private property owners as well as the total community.

It is further the intent of the city council, through the adoption of this chapter, to give notice to all who disregard the property rights of others that the city will strictly enforce all laws prohibiting graffiti, including but not limited to *California Penal Code* Sections 594, 594.1, 640.5 and 640.6, *California Vehicle Code* Section 13202.6, and the provisions of this chapter.

Graffiti has been found to be associated with criminal activity and delinquency. It is also a means of identification and intimidation utilized by gangs and its presence may further gang-related activities.

The power of graffiti to create fear within the community and blight upon the landscape, devaluing property and detracting from the sense of community enjoyed by the residents of Placentia, goes beyond the cost of clean-up or removal and is such that the city council finds it necessary to enact regulations for the display, sale and possession of graffiti implements and to provide for a reward, under certain circumstances, for information leading to the arrest and conviction of any person for violation of this chapter.

Not only is graffiti a criminal act of vandalism, but it is also a social crime upon the quality of life and freedom from intimidation that residents desire in their neighborhoods.

Acts of graffiti are most often committed by persons under the age of 18 years using aerosol containers of spray paint or felt-tip markers, or both. These implements of graffiti are frequently stolen from retail stores by minors, and, as such, retail stores that display or sell these implements should be required to take reasonable steps to prevent their theft.

California Government Code Section 53069.3 authorizes the City, under certain circumstances, to provide for the removal of graffiti and other inscribed materials from private as well as public property. Unless the City causes graffiti to be removed from

public and private property, it tends to remain. Other properties then become the target of graffiti with the result that the entire neighborhood is affected and becomes a less desirable place in which to be.

SECTION 2. Section 10.56.020 of Chapter 10.56 (Graffiti) of Title 10 (Peace, Morals and Safety) is hereby amended to add the following:

"Minor" means any person under 18 years of age.

"Responsible party" means any person who owns, possesses, occupies, or otherwise has responsibility for the repair or maintenance of personal or real property on which there exists graffiti. Responsible party shall also include any minor (or parent or guardian of a minor) or other person who causes or permits the application of graffiti or other inscribed material. Responsible party shall also include the City within the scope and meaning of Subsection (k)(5) of *California Penal Code* Section 1202.4 when the graffiti occurs on the City's property or when the graffiti occurs on public or private property that is not owned by the City and the City, after notice to the property owner, undertakes to clean up the graffiti on private property

SECTION 3. Section 10.56.060 of Chapter 10.56 (Graffiti) of Title 10 (Peace, Morals and Safety) is hereby amended to read as follows:

§ 10.56.060. Storage or display of aerosol paint containers and marking pens.

It shall be unlawful and a misdemeanor for any person or business engaged in a commercial enterprise to display for sale, trade, loan, or exchange any graffiti implement except in an area from which the public shall be securely precluded from entering without employee assistance. Two such acceptable methods for displaying graffiti implements for sale shall be by containment in (1) a completely enclosed cabinet or other storage device which shall be permanently affixed to a building or structure, and which shall, at all times except during access by authorized representatives, remain securely locked; or (2) in an enclosed area behind a sales or service counter from which the public is precluded from entry.

Nothing herein shall relieve such person or business entity from, at all times, complying with the requirements of the *California Penal Code* Section 594.1(c) by posting signs as described therein

It is the intent of this section to permit, but not to require viewability of aerosol paint containers and felt-tip markers or marking pens, where they are stored or displayed, pending retail sale.

SECTION 4. Section 10.56.070 of Chapter 10.56 (Graffiti) of Title 10 (Peace, Morals and Safety) is hereby amended to add the following:

(c) Ease of Removal Provisions.

(3) Conditions on Discretionary Approvals. In imposing conditions upon use permits, variances, building permits to the extent permitted by this code, or other similar land use entitlements or development or design applications, the city may impose graffiti removal requirements or any or all of the following conditions, or other similar or related conditions:

(A) Use of Anti-Graffiti Material. The applicant shall apply an anti-graffiti material of a type and nature that is acceptable to the city to those publicly viewable surfaces to be constructed on the site deemed by the city to be likely to attract graffiti (graffiti attracting surfaces)~~.~~; To enhance the visual appearance of the structure while discouraging vandalism, any new or modified block wall or building with unobstructed access which abuts the public right-of-way, watershed channel, railway, or public alley must incorporate a mechanism to deter graffiti, which may be one or more of the following methods: graffiti-resistant coatings, faux landscaping affixed to the vertical surface, live landscaping, security measures and/or deterrents, or another technique approved by the Development Services Director or designee.

(B) Right of Access to Remove Graffiti. The applicant, as a condition of approval, shall grant, in writing, the right of entry over and access to such parcels, upon 48 hours posted notice, by authorized city employees or agents, for the purpose of removing or painting over graffiti on graffiti attracting surfaces previously designated by the city. Such grant shall be made an express condition of approval and shall be deemed to run with the land and shall include provisions for reimbursement of costs and expenses incurred by the city in such abatement activities~~.~~;

(C) Supply City With Graffiti-Removal Material. The applicant, and any and all successors in interest, shall, for a specified period of years after approval, provide the city with sufficient matching paint and/or anti- graffiti material on demand for use in the painting over or removal of designated graffiti attracting surfaces~~.~~;

(D) Immediate Removal of Graffiti. Persons applying for subdivision or parcel maps shall, as part of any conditions, covenants and restrictions, covenant, which covenant shall run with the land, in a form satisfactory to the city, that the owners of the lots shall immediately remove any publicly viewable graffiti to the city's satisfaction.

(E) Repeat Graffiti Locations. For private property structures that a Code Enforcement Officer or Police Officer has identified as being prone to repeated graffiti, the property owner must utilize graffiti-resistance coatings, faux landscaping affixed to the vertical surface, live landscaping, security measures and/or deterrents, or another technique approved by the Development Services Director or their designee in order to enhance the visual appearance of the structure while discouraging vandalism.

(d) Pursuant to *California Civil Code* Section 1714.1(b) and *Government Code* Sections 38772, 38773.2, and 38773.6, the city council hereby makes the expense of abatement of graffiti violations of law committed by minor a personal obligation of both the minor causing the graffiti nuisance and the parent(s) or legal guardian(s) having custody and control of the minor (who shall be jointly and severally liable with the minor), and an assessment against the property of the minor or an assessment against the property of the parent(s) or legal guardian(s) having custody and control of the minor.

Pursuant to *California Civil Code* Section 1714.1(b) and *Government Code* Sections 38772, 38773.2, and 38773.6, each parent or legal guardian having custody and control of a minor who places graffiti on any public or privately owned structure, building, or property, including natural and manmade objects within the City, shall be jointly and severally liable with such minor for any and all costs incurred in connection with the removal of any graffiti caused by the minor, including all abatement costs, attorney's fees, court costs, removal costs, costs of repair and/or replacement, and the law enforcement costs incurred by the City in identifying and apprehending the minor.

Pursuant to Government Code Section 38773.7, upon a second or subsequent civil or criminal judgment within a two-year period, the city may find that the minor causing the graffiti nuisance and the parent(s) or legal guardian(s) having custody and control of the minor is responsible for the graffiti and request the court to impose treble damages.

Such liability shall be a personal obligation of each parent or guardian and shall constitute a lien or special assessment on property owned by each parent or guardian pursuant to Section 10.56.110 of this chapter. The City is authorized to initiate legal action to enforce this section, or to recover these costs by any other means provided by law.

The liability of each parent or guardian shall not exceed $37,000, or any future amount set by the California Judicial Council in accordance with *California Civil Code* Section 1714.1(c).

Disposition of criminal prosecution relating to placement of graffiti does not preclude the City from seeking full cost recovery as provided herein.

SECTION 5. Environmental Compliance: Pursuant to the provisions of the California Environmental Quality Act ("CEQA") (California Public Resources Code Sections 21000 et seq.) and State CEQA guidelines (Sections 15000 et seq.) the ordinance is not a "project" and further, that it can be seen with certainty that there is no possibility that the ordinance in question may have a significant effect on the environment, either directly or indirectly, and that therefore no environmental review under the CEQA is required, pursuant to CEQA Guidelines Section 15061 (b)(3).

SECTION 6. Severability: If any section, paragraph, sentence, clause, phrase or portion of this ordinance is held invalid or unconstitutional by any court of competent jurisdiction, such portion shall be deemed severable and such holding shall not affect the validity of the remaining portions hereof. The Mayor and City Council of the City of Placentia hereby declares that it would have adopted this ordinance irrespective of the invalidity of any particular portion thereof and intends that the invalid portions should be severed, and the balance of the ordinance be enforced.

SECTION 7. The Mayor shall sign and the City Clerk shall certify to the passage and adoption of this Ordinance and shall cause the same, or the summary thereof, to be published and posted pursuant to the provisions of law and this Ordinance shall take effect thirty (30) days after passage.

INTRODUCED at a regular meeting of the City Council of the City of Placentia held on the 4th day of February 2025.

PASSED, APPROVED AND ADOPTED this 18th day of February 2025.

_____
Kevin Kirwin, Mayor

ATTEST:

_____
Robert S. McKinnell, City Clerk

CERTIFICATION

STATE OF CALIFORNIA COUNTY OF ORANGE I, Robert S. McKinnell, City Clerk of the City of Placentia, do hereby certify that the foregoing Ordinance was introduced at a regular meeting of the City Council of the City of Placentia, held on the 4th day of February 2025 and adopted at a regular meeting of the City Council of the City of Placentia, held on the 18th day of February 2025 by the following vote:

AYES: Councilmembers:
NOES: Councilmembers:
ABSENT: Councilmembers:
ABSTAIN: Councilmembers:

ATTEST:

_____
Robert S. McKinnell, City Clerk

APPROVED AS TO FORM:

_____
Christian L. Bettenhausen, City Attorney

Agenda Item No: 2.a

PLACENTIA CITY COUNCIL AGENDA REPORT

Meeting Date: February 18, 2025
Submitted by: Jennifer Lampman
From: Finance

Subject:
Transfer of Unclaimed Payroll and Accounts Payable Checks to the General Fund

Financial Impact:
Fiscal Impact:
General Fund Revenue: $25,393.67

Summary:
Unclaimed payroll and accounts payable checks that remain unclaimed after three (3) years may become property of a local agency per Government Code Section 50050 following the requisite noticing. Noticing requirements include publishing the list of unclaimed checks in a newspaper of general circulation published in the local agency once a week for two successive weeks. The City published the list in the Orange County Register on December 15, 2024 and December 22, 2024.

In addition, the notice must include the amount of money, the fund in which it has been held and that it is proposed that the money will become the property of the local agency on a designated date not less than forty-five (45) days after the first publication of the notice.

The City's Policy No. 447 Unclaimed Payroll and Accounts Payable Checks describes the process to be used and closely follows the requirements of the government code. The City has not completed this process in at least ten (10) years, with checks dating back to 2014.

Recommendation:
Recommeded Action: It is recommended that the City Council take the following action:

1. Open the Public Hearing concerning the transfer of unclaimed payroll and accounts payable checks to the General Fund, consider all public testimony, ask questions of staff, and close the public hearing; and
2. Adopt Resolution 2025-05 a Resolution of the City Council of the City of Placentia, California, amending the City's FY 2024-25 Budget.

Strategic Plan Statement:
This item is consistent with the City Council approved 5-Year Strategic Goal to Ensure Long-Term Fiscal Sustainability, under Objective #1.6 Update the existing 10-Year Financial Plan.

Discussion:
Unclaimed payroll and accounts payable checks that remain unclaimed after three (3) years may become property of a local agency per Government Code Section 50050 following the requisite noticing. Noticing requirements include publishing the list of unclaimed checks in a newspaper of general circulation published in the local agency once a week for two successive weeks. The City published the list in the Orange County Register on December 15, 2024 and December 22, 2024.

In addition, the notice must include the amount of money, the fund in which its been held and that it is proposed that the money will become the property of the local agency on a designated date not less than forty-five (45) days after the first publication of the notice.

The City's Policy No. 447 Unclaimed Payroll and Accounts Payable Checks follows the requirements of the government code, including outlining the process for which a claimant to submit a claim to the City Treasurer for the unclaimed check. Recently, the City posted a listing of all unclaimed checks on the City's website, including instructions and a claim form to submit to the City Treasurer for review, with a check to be reissued if approved. In addition, the Finance department reached out individually to current employees whose name appeared on the list and successfully reissued checks to them.

Policy No. 447 goes beyond the requirements of the government code and recommends conducting a public hearing to give owners of the unclaimed checks a final chance to be heard before the City acquires the funds.

The City has not completed this process in at least ten (10) years with unclaimed checks dated from 2014. No claimants have come forward since publication of the City's intent to acquire the funds pursuant to Government Code Sections 50050-50052.

Fiscal Impact Summary:
Fiscal Impact:
General Fund Revenue: $25,393.67

Attachments
PM 447 Unclaimed Payroll and Accounts Payable Checks Policy 7-3-16.docx
Unclaimed Checks Oct 24.pdf
Attachment_1_-_Resolution_R-2025-05_Unclaimed_Property.docx

UNCLAIMED PAYROLL AND ACCOUNTS PAYABLE CHECKS

Purpose

To establish procedures for unclaimed payroll and accounts payable checks.

To insure that unclaimed payroll and accounts payable checks are not susceptible to fraudulent claims.

Definition of Terms

A payroll or accounts payable check which has been outstanding for more than ninety days is an unclaimed check.

Policy

The City of Placentia's policy is to hold unclaimed payroll and accounts payable rather than escheating the unclaimed funds to the State of California.

Guidelines for unclaimed payroll and accounts payable checks are as follows:

a. Within the first week of every quarter, any payroll or accounts payable check that has been unclaimed for ninety days will be identified. Every means available will be made, by the Finance Division, to locate the payee including sending notice to the payee's last known address, if available. After all efforts have been exhausted, the unclaimed check will be added to the Unclaimed Check Listing and the funds will be set aside an account for Unclaimed Checks and listed on a subsidiary ledger.

b. After three years from the check date, if the check remains unclaimed, the check may become the property of the City, after notice is given to potential claimants (Gov. Code Section 50050). Any time after three years, the City's Treasurer may publish a notice once a week for two successive weeks in a local Placentia newspaper of general circulation. Notice must state the amount of money, the fund in which it is held, and that it is proposed that the money will become the property of the City on a designated date between forty-five (45) and sixty (60) days after the first publication of the notice(Gov. Code Section 50051).

c. Before or after the notice, and before the date the unclaimed money becomes the City's property, any interested party may file a claim for the money with the City's Treasurer (Gov. Code Section 50052). The claim must include the claimant's name, address, amount of the claim, the grounds on which the claim is founded, and any other information that the Treasurer requires.

d. The Treasurer may either accept or reject the claim. However, even if the procedures listed above are not followed, the Treasurer has the discretion, upon submission of satisfactory proof to the Treasurer, to release unclaimed money to the depositor of the unclaimed money or their heirs, beneficiaries, or duly appointed representatives, if the money is claimed before it becomes the City's property (Gov. Code Section 50052.5).

e. If the Treasurer rejects the claim, the claimant may file a verified complaint in an Orange County Court seeking to recover all or a dedicated part of the money (Gov. Code Section 50052). A copy of that complaint must be served on the City Treasurer within thirty (30) days of receiving notice that the claim was rejected. When a complaint has been filed, the Treasurer must withhold the release of the portion of unclaimed money until a court renders its decision.

f. When the funds become the property of the City (see Section 3.1 2.), the City Council may transfer the money to the General Fund (Gov. Code Section 50053).

g. Although it is not required by statue, it is advisable for the City to notice a public hearing before the City Council before acquiring the unclaimed checks. This will give the owners of the funds one final opportunity to be heard before the City acquires the funds.

Attachment 1 - Claim For Property Held Unclaimed

Attachment 1

City of Placentia

Claim For Property Held Unclaimed

Name of Claimant: _____(print name)

Claimant's Address: _____
(Number) (Street Name)

_____
(City) (State) (Zip Code)

Amount Being Claimed: $_____

Grounds on which the claim is founded:

_____

_____

_____

Other information that may be relevant to this claim:

_____

_____

_____

I certify that the information stated on this form is true and correct:

_____
(Signature of Claimant)

_____
(Dated Signed)

Approved / Rejected (Circle One) By City Treasurer: _____
(Signature)

_Kevin Larson_____
(Print Name)

Check Number Issued:_____ Check Dated:_____

(Form revised: July 3, 2016)

CITY OF PLACENITA
UNCLAIMED CHECKS
For the Month of October 2024

DATE ISSUED	CHECK NUMBER	PAYEE	CHECK AMOUNT
6/30/2014	1926866	CALDERON, ERIC	121.34
6/30/2014	1926877	OSBORN, BRANDON	1,260.93
6/30/2014	1926888	WINFIELD, BENNET	35.83
7/15/2015	1927269	KUHSE, JENNIFER	836.87
9/30/2015	1927355	AVILA, GARRET	22.89
2/1/2018	100395	ZACH KING	8.00
3/1/2018	100750	CLEAR CHOICE LIEN SALES INC	257.50
5/31/2018	1928348	STABILE, SIERRA	976.83
6/30/2018	1928404	STUBER, CHRISTOPHER J	32.28
11/1/2018	99657	LA SERNA HIGH SCHOOL BAND REVIEW	75.00
4/1/2019	101046	ORANGE COUNTY GANG INVESTIGATORS ASSOCIATION	25.00
5/1/2019	101257	JOSHUA SHERIDAN	25.00
6/1/2019	101504	HOYT ROOFS INC	100.00
7/2/2019	1928643	REINKER, MARIA	213.01
7/3/2019	1928658	PETRELLA, ASHLEY	420.20
8/1/2019	102153	PACSUN	629.63
9/1/2019	102358	AYSO 1398	375.00
11/1/2019	102936	ORANGE COUNTY SHERIFF'S DEPT	15.00
11/1/2019	102942	MARIA REINKER	426.24
12/1/2019	103185	JEFFREY IRVINE	47.20
12/1/2019	103195	MAC PROS & SALES INSTALLATION INC	100.00
12/1/2019	103218	KRISTIAN RAMIREZ	47.20
12/1/2019	103219	MARIA REINKER	157.08
12/1/2019	103338	VALENCIA HIGH SCHOOL	200.00
1/9/2020	103356	JOHN ADGER	165.00
2/4/2020	103631	PCEA C/O NORTH ORANGE CO	39.00
2/6/2020	103692	SARAH SHIRVANY	28.76
2/27/2020	103878	RIVERSIDE COUNTY SHERIFF/BEN CLARK TRAINING CENTER	369.00
3/26/2020	104121	KIRAN RATHOD	125.00
4/30/2020	104357	JAMES C DOWER	100.00
6/5/2020	104601	ALTURA'S HOA	420.00
6/5/2020	104612	EMANUEL COLOSO	150.00
6/19/2020	1928910	DE PEREZ, BRANDON	227.00
7/23/2020	105063	MARIA GOMEZ	170.00
7/24/2020	105202	LEGAL SERVICE BUREAU	4,000.00
8/21/2020	105486	MISSION LINEN SUPPLY	193.00
9/18/2020	105679	RUDY ELIZARRARAS	10.00
10/13/2020	105901	BENITO RAMIREZ	35.00
10/13/2020	105905	RIVERSIDE COUNTY SHERIFF/BEN CLARK TRAINING CENTER	252.00
10/29/2020	106095	HOTSY OF SOUTHERN CALIFORNIA	211.65
1/20/2021	106671	CENTURY BUSINESS SERVICES INC	3,315.92
1/29/2021	1929087	ORTEGA, QUINTILIANO	388.58
2/3/2021	106804	ALEJANDRA CONTRERAS	34.69
3/5/2021	107136	STEPHAN TANG	100.00
4/6/2021	107453	EMILY CONSUELO ALATORRE	43.00
4/6/2021	107459	KIM BENNETT	43.00
4/6/2021	107469	ROSA ISELA ESCATELAMADOR	86.00
4/6/2021	107475	NESTOR GENUINO	43.00
4/6/2021	107486	ROLAND DANIEL LOPEZ	43.00
4/6/2021	107488	JENNIFER LY	43.00
4/6/2021	107489	KELLYE ERIN MACLEOD	43.00

CITY OF PLACENITA
UNCLAIMED CHECKS
For the Month of October 2024

DATE ISSUED	CHECK NUMBER	PAYEE	CHECK AMOUNT
4/6/2021	107501	CHANELLE JOYCE NATIVIDAD	43.00
4/6/2021	107504	STANLEY J NELSON	43.00
4/6/2021	107524	JORGE LUIS STREMBERT	43.00
4/6/2021	107527	ISSAC SALVADOR VALENZUELA	43.00
4/6/2021	107532	ANGEL VILLASENOR	43.00
4/30/2021	107774	SPARKLETTS	5,710.35
5/20/2021	107888	YOLANDA GONZALEZ	100.00
6/18/2021	108212	LIFE WATER POOLS	1,122.25
7/30/2021	1929181	LEGARRETA, PAUL	98.55
9/28/2021	109019	AMERICAN MARTIAL ARTS ACADEMY	731.25
10/8/2021	1929245	ROBIDEAU, CONNOR	24.64
11/5/2021	109391	MARTIN JARSON	150.00
11/19/2021	109512	ACD CORP INC	155.00
		Total	25,393.67

DATE ISSUED	CHECK NUMBER	PAYEE	CHECK AMOUNT
12/31/2021	1929321	GILLIS, JOSEPH	8.41
1/14/2022	109982	FORTIN LAW GROUP	328.25
2/4/2022	110179	AMERICAN SUPREME ROOFING	100.00
2/4/2022	110203	FORTIN LAW GROUP	45.00
2/25/2022	110463	TINT PLUS	270.00
3/11/2022	110538	BNSF RAILWAY COMPANY	3,700.00
3/11/2022	110563	KOSMONT COMPANIES	951.60
4/1/2022	110777	MICHAEL MACCUBBIN	209.29
4/15/2022	110911	ARMANDO MARTIN	600.00
4/22/2022	110992	KARINA ORTIZ	100.00
5/13/2022	111227	FABIAN VALDEZ	62.87
6/3/2022	111430	U.S. SPRINT COMMUNICATIONS CO/SPRINT	444.40
6/30/2022	111638	ADAMSON POLICE PRODUCTS	457.94
8/5/2022	124225	CHAD P. WANKE	180.00
8/19/2022	124329	MAACO COLLISION REPAIR & AUTO PAINTING	2,433.46
8/26/2022	124448	DANIEL MILES	29.75
9/23/2022	124660	AMERICAN OFFICE FURNITURE	408.34
9/23/2022	1929589	CONLON, ISABELLA L.	291.49
10/7/2022	124864	SHEILA RODRIGUEZ	9.99
11/4/2022	125137	HYUN CHUNG	41.75
11/4/2022	1929621	SARUWATARI, RYAN Y.	49.27
11/10/2022	125254	TUFFREE MIDDLE SCHOOL VOCAL ENSEMBLE	100.00
11/10/2022	125256	YORBA LINDA MIDDLE SCHOOL VOCAL ENSEMBLE	100.00
12/2/2022	125442	RIO HONDO COLLEGE	75.00
2/14/2023	126159	CALPERS	326.40
3/23/2023	126525	JASON ALCALA	26.78
3/24/2023	1929698	SODEN, JONATHAN J	49.27
3/30/2023	126608	MATTHEW BRAND	349.89
4/20/2023	126880	YORBA LINDA WATER DISTRICT	251.91
5/25/2023	127223	GOLDEN STATE WATER COMPANY	910.48
7/20/2023	127849	CAREN CAMBRE	185.00

CITY OF PLACENITA
UNCLAIMED CHECKS
For the Month of October 2024

DATE ISSUED	CHECK NUMBER	PAYEE	CHECK AMOUNT
9/7/2023	128352	CREATIVE BRAIN LEARNING	682.50
9/21/2023	128499	PRINCIPAL LIFE	4,365.90
10/5/2023	128714	ITT INDUSTRIES HOLDINGS INC	91.00
10/12/2023	128852	RTORREZ FINANCIAL CONSULTING SERVICES CORP	1,125.00
11/2/2023	129118	TUFFREE MIDDLE SCHOOL VOCAL ENSEMBLE	100.00
11/2/2023	129121	YORBA LINDA MIDDLE SCHOOL VOCAL ENSEMBLE	100.00
11/15/2023	129245	MCFADDEN ACCESSORIES	19.61
12/13/2023	129609	THE SHERWIN WILLIAMS COMPANY	430.18
1/25/2024	129946	TESLA ENERGY OPERATIONS INC	1,433.73
2/22/2024	130219	RHA LANDSCAPE ARCHITECTS-PLANNERS INC	1,145.00
3/21/2024	130499	MAGIC JUMP RENTALS ORANGE COUNTY LLC	735.35
4/4/2024	130606	CREATIVE BRAIN LEARNING	364.00
4/11/2024	130700	PACIFIC ARCHITECTURAL WOODWORKING INC	1,242.00
4/11/2024	130705	PRESTIGE COLLISION AUTO BODY	2,453.42
6/6/2024	131306	JOE BACKFLOW CO.	80.00
6/20/2024	131406	JACE EVERTSEN	81.93
6/27/2024	131523	UNA ESTRELLA EN EL CAMINO	72.00
7/11/2024	131609	CHARTER COMMUNICATIONS	1,352.08
7/18/2024	131786	TAYLOR REVARD	36.00
7/25/2024	131835	ELEANA ARRIZON	158.00
7/25/2024	131854	MAKE IT FIT	67.00
7/25/2024	131867	RIO HONDO COLLEGE	75.00
8/1/2024	131897	MAKE IT FIT	10.00
8/1/2024	131906	STANLEY PEST CONTROL	76.00

RESOLUTION NO. R-2025-05

A RESOLUTION OF THE CITY COUNCIL OF THE CITY OF PLACENTIA, CALIFORNIA AUTHORIZING A BUDGET AMENDMENT IN FISCAL YEAR 2024-25 IN COMPLIANCE WITH CITY CHARTER OF THE CITY OF PLACENTIA SECTION 1206 PERTAINING TO APPROPRIATIONS FOR ACTUAL EXPENDITURES

A. Recitals.

(i). The adopted budget for the 2024-25 Fiscal Year sets out estimated appropriations for City expenses throughout the year.

(ii). From time to time the adopted budget must be adjusted when precise revenues and/or expenditures are finally determined, when estimated expenditures exceed projected costs allocated and/or when unanticipated revenues are received.

(iii). City Charter of the City of Placentia § 1206 authorizes the City Council to amend or supplement the budget by motion adopted by the affirmative votes of at least three members so as to authorize the transfer of unused balances appropriated for one purpose to another purpose, or to appropriate available revenues not included in the budget. All other legal prerequisites to the adoption of this Resolution have occurred.

B. Resolution.

NOW, THEREFORE, THE CITY COUNCIL OF THE CITY OF PLACENTIA DOES HEREBY FIND, DETERMINE AND RESOLVE AS FOLLOWS:

1. In all respects as set forth in the Recitals, Part A., of this Resolution.

2. The adopted budget for Fiscal Year 2024-25, Resolution No. R-2024-38, is hereby amended to reflect the change in the account listed below.

Fund	Description	Department	GL Account	Amount	Type
101	Unclaimed Checks	N/A	100000-4710	$25,393.67	Revenue

4. The Mayor shall sign this resolution, and the City Clerk shall attest and certify to the passage and adoption thereof.

PASSED, ADOPTED AND APPROVED THIS 18th DAY OF FEBRUARY 2025.

_____
Kevin Kirwin, Mayor

ATTEST:

_____
Robert S. McKinnell, City Clerk

STATE OF CALIFORNIA
COUNTY OF ORANGE

I, Robert S. McKinnell, City Clerk of the City of Placentia, do hereby certify that the foregoing resolution was adopted at a regular meeting of the City Council of the City of Placentia held on the 18th day of February 2025 by the following vote:

AYES: Councilmembers:
NOES: Councilmembers:
ABSENT: Councilmembers:
ABSTAIN: Councilmembers:

_____
Robert S. McKinnell, City Clerk

APPROVED AS TO FORM:

_____
Christian Bettenhausen, City Attorney

Agenda Item No: 3.a

PLACENTIA CITY COUNCIL AGENDA REPORT

Meeting Date: February 18, 2025
Submitted by: Jennifer Lampman
From: Finance

Subject:
Fiscal Year 2024-25 Mid-Year Budget Report

Financial Impact:
Fiscal Impact:

Fund	Revenues	Expenditures
General Fund	1,168,072	1,878,850
Special Revenue	2,048,076	4,023,231
Capital Projects	-	(2,700)
Enterprise Funds	-	(4,700)
Internal Service Fund	125,086	145,686
Total	**3,341,234**	**6,040,367**

Summary:
The City's Operating Budget is reviewed and presented to the City Council quarterly for recommended amendments and to provide current information on the financial activities of the City. Additionally, these types of quarterly reports assist City departments in communicating their financial operations throughout the fiscal year including any program changes and significant impacts to their annual budgets, as well as ensuring spending and revenues received throughout the year closely align with the adopted budget. This report includes requested departmental budget adjustments through the second quarter of fiscal year 2024-25, covering the period through December 2024.

Recommendation:
Recommended Action: It is recommended that the City Council take the following action:

1. Approve the Mid-Year Budget Report and adopt Resolution No. R-2025-06, amending the City's FY 2024-25 Budget, Position Allocation Plan and Salary Schedule.

Strategic Plan Statement:
This item is consistent with the City Council approved 5-Year Strategic Goal to Ensure Long-Term Fiscal Sustainability, under Objective #1.6 Update the existing 10-Year Financial Plan.

Attachments
Attachment 3-Placentia Property Tax Newsletter 24.25.pdf

Attachment 2- Placentia 3Q24 Newsletter.pdf
Attachment 4-2024-Q3-HdL-Economic-Forecast.pdf
Attachment 1- Resolution with exhibits.pdf
FY24.25 MID YEAR PRESENTATION.pptx
Staff Report - FY24.25 Mid Year Budget Report.pdf

THE CITY OF PLACENTIA
PROPERTY TAX NEWSLETTER
TAX YEAR 2024/25

TAXABLE ASSESSED VALUE
$9.5 BILLION

+5.7%
PLACENTIA

+5.4%
COUNTY

HISTORY OF VALUE CHANGES BY CAUSE
INCLUDING TOTAL ASSESSED VALUE

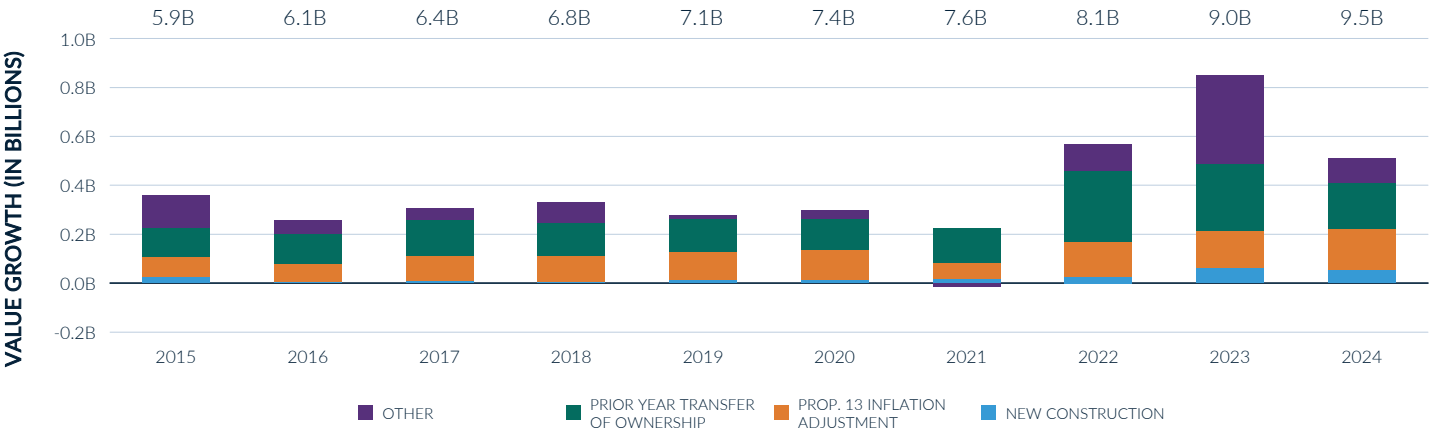

The Other change category may include effects of assessment appeals, multi parcel sales, and changes to secured exemptions, personal property, or utility-owned property values

PROPERTY HIGHLIGHTS

The largest increase in secured assessed value was 1500 Cherry Street which increase $13.8 million primarily as a result of change of ownership.

The second largest increase in secured assessed value was 550 W Crowther Avenue which increased by $11.3 million as a result of change of ownership.

The third largest increase was 1314 N Angelina Drive which increased by $10.7 million as a result of a dropped exemption.

The fourth largest increase was 172 E La Jolla Street which increased by $5.8 million as a result of change of ownership.

TOP 10 OWNERS
WITH PRIMARY USE CATEGORY, TOTAL VALUE AND % OF ALL VALUE

1	310 S JEFFERSON STREET GROUND OWNER LP	RESIDENTIAL	$184 MILLION	1.94%
2	MG HERALD APARTMENTS LLC	RESIDENTIAL	$137 MILLION	1.44%
3	JEFFERSON CENTERPOINT LLC	RESIDENTIAL	$71.7 MILLION	0.76%
4	PLACENTIA 422	RESIDENTIAL	$64.4 MILLION	0.68%
5	GELT CHERRY STREET FEE OWNER LLC	RESIDENTIAL	$63.2 MILLION	0.67%
6	VILLA ANGELINA APARTMENT FUND LIMITED	RESIDENTIAL	$61.3 MILLION	0.65%
7	GRI VILLAGE CENTER LLC	COMMERCIAL	$60.6 MILLION	0.64%
8	HP BRADFORD TERRACE LLC	RESIDENTIAL	$45.8 MILLION	0.48%
9	NMC PLACENTIA LLC	COMMERCIAL	$42.3 MILLION	0.45%
10	SEDONA-PLACENTIA OWNER LLC	RESIDENTIAL	$42.1 MILLION	0.44%
TOP 10 TOTAL			**$773 MILLION**	**8.14 %**

ESTIMATED VALUE GROWTH FROM SALE TRANSFERS AS A PERCENTAGE OF TAXABLE VALUE BY COUNTY

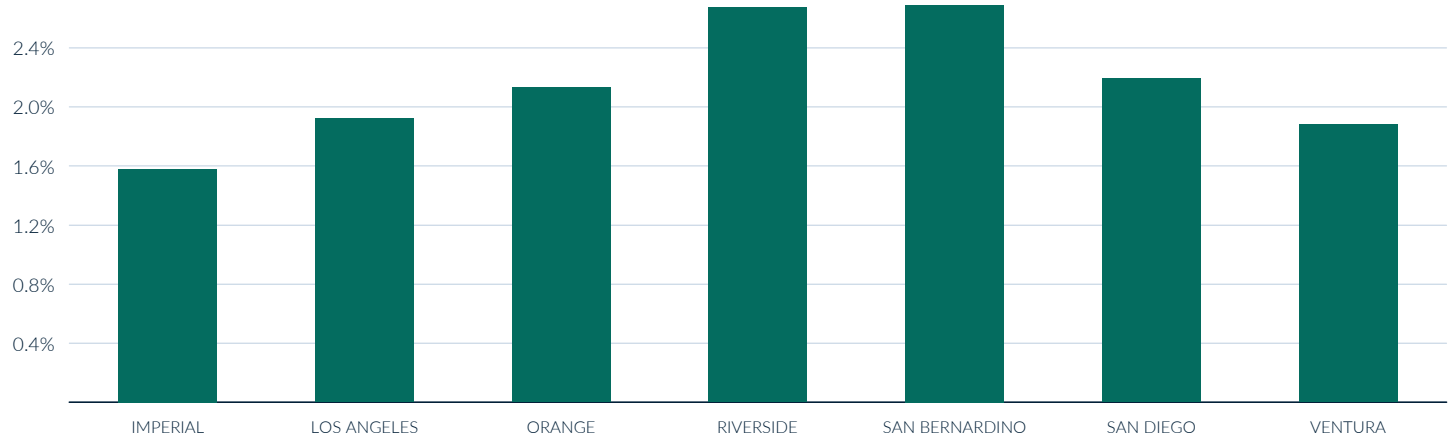

PROPERTY TAX FACTS

- In 2024, 15,393 City parcels were taxable.
- 82.9% of the City's 2024 assessed values are residential use, from 85.9% of the parcels.
- Taxable values are enrolled Jan. 2024 (reflecting 2023 activity). Tax billing starts Sept./Oct. 2024. Revenue is remitted to agencies from late 2024 through mid-2025.

DETACHED SINGLE-FAMILY HOMES MEDIAN SALE PRICE HISTORY

YEAR	SALES	MEDIAN PRICE	CHG %
2015	436	$608,000	7.6%
2016	442	$640,000	5.3%
2017	429	$660,000	3.1%
2018	412	$690,000	4.5%
2019	406	$705,000	2.2%
2020	399	$745,000	5.7%
2021	490	$865,000	16.1%
2022	379	$930,000	7.5%
2023	269	$980,000	5.4%
2024*	187	$1,050,000	7.1%

** Year-to-Date (through July 2024)*

REAL ESTATE TRENDS

Through the first half of the 2024 calendar year, counties are still experiencing declines in the number of recorded sales from 2023. Home sales pulled back in June as interest rates remained high through the end of the second quarter. All major California regions experienced a moderate increase in their median sale prices from a year ago in June. The Central Coast posted the biggest sales jump on a year-over-year basis, increasing 8.9% from a year ago. The Far North (7.6%) and Southern California (7.4%) were a close second and third, respectively, and were followed by the San Francisco Bay Area (5.8%) and the Central Valley (4.8%). The median sale price of Placentia detached single-family homes from January through July 2024 was $1,050,000, an increase of $70,000 (7.1%) from 2023's median sale price.

ASSESSED VALUE-BASED REVENUE HISTORY BY COMPONENT

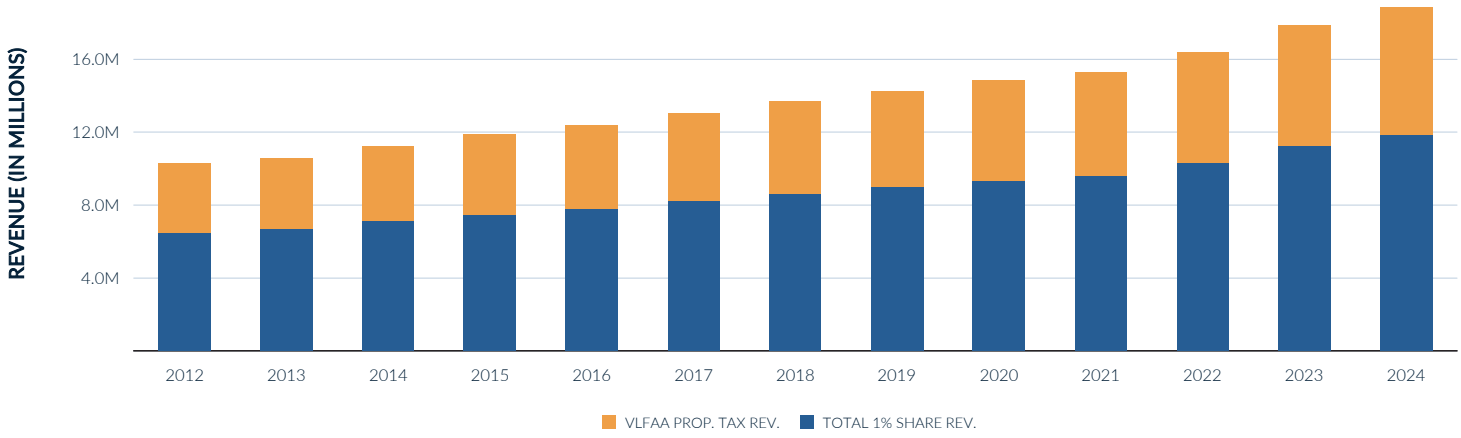

CITY OF PLACENTIA
SALES TAX UPDATE
3Q 2024 (JULY - SEPTEMBER)

PLACENTIA	-1.9%	-2.3%	-2.3%
TOTAL: $ 1,893,722	3Q2024	COUNTY	STATE

*Allocation aberrations have been adjusted to reflect sales activity



Measure U
TOTAL: $2,127,771
-2.6%

CITY OF PLACENTIA HIGHLIGHTS

Placentia's receipts from July through September were 6.7% below the third sales period in 2023. Excluding reporting aberrations, actual sales were down 1.9%.

Consumers continue to be cautious in spending on non-essential products and projects. The Feds have now begun to slowly reduce the fed rate.

Business-industry was an active sector with significant movement upward, as well as new outlets, pushing it up 14.2%. Building-construction, which has been down statewide, benefited from new outlets and a stronger outlook on home improvements.

Fuel-service stations were down 19.3%, which was more than the statewide reduction of 14.0%, as fuel and oil pricing dropped during the quarter. Autos-transportation was impacted by closures and a continuing softness in auto sales. Restaurants-hotels were negatively affected by the higher menu pricing due to labor and food costs.

Measure U generated 112.8% of the Bradley-Burns tax, with general consumer goods and autos contributing the most to the allocations.

Net of aberrations, taxable sales for all of Orange County declined 2.3% over the comparable time period; the Southern California region was down 2.3%.

TOP 25 PRODUCERS

76
Adamson Police Products
Arco AM PM
Audi Leasing Ltd Bentley Leasing
Audi North Oc
Beacon Sales Acquisition
Bejac
Chevron
CTS Appliance
CVS Pharmacy
Facility Solutions Group
Fairway Ford Sales
Lx Hausys America
Mason West
Marshalls
Nickey Petroleum
Petroleum Marketing Equipment
Prosource of North Orange County
Ralphs
Roofing Wholesale
Ross
Schorr Metals
Stater Bros
Suburban Propane
TMG

STATEWIDE RESULTS

California's local one cent sales and use tax receipts during the months of July through September were 2.3% lower than the same quarter one year ago after adjusting for accounting anomalies. The calendar year third quarter traditionally is noted for pleasant weather and statewide tourism; however, taxes fell when compared to a year ago. As such, it also means a weak start of the 2024-25 fiscal year for many California agencies.

Once again, autos-transportation receipts took a hit and declined 4.8%. This period marks the seventh consecutive quarter of downturn for the sector. While used autos returns and leasing activity have improved, revenues from new car sales struggled due to sustained high interest rates, tightened credit standards, and increased cost of auto insurance. As such, inventories for many dealers remain elevated, applying downward pressure on prices and growth into 2025.

The summer season is usually an advantageous time for home repairs and construction work, however, this industry is also struggling with high consumer interest rates and limited access to equity for homeowners. New projects remain sidelined as developers await more favorable investment conditions.

Brick-and-mortar general consumer retailers pulled back 3.8% - worsened by lower gas prices. Consumers appear more interested in lower priced/discounted items vs higher priced/luxury goods, forcing merchants to again consider inventory needs. Additionally, competition from online merchants is as fierce as ever, as shoppers look for greater value. With holiday shopping around the corner, local store expectations remain soft.

Fuel generating taxpayers had a rough quarter; a combination of consumption declines and falling fuel prices thrust comparisons down by 13%. Further contraction of national drug store locations coupled with the steady fall from cannabis merchants dating back to 2021, caused a decrease of 2.8% in the food-drugs category. Expect similar percentage declines for the upcoming end of 2024 quarter.

Although statewide tourism appears to have improved over 2023, revenue from restaurants experienced only a modest gain of 0.7%, which included a dramatic drop from fine dining establishments – consistent with spending trends in other sectors. State mandated minimum wage requirements remained a challenge, with higher menu prices reducing patron visits.

These sluggish results solidify 2024 as a down year. Recent reductions to the Fed Funds Rate aren't considered to help until later in 2025. Agencies should expect fiscal year 2024-25 sales taxes to stay flat or decline slightly as sluggish economic conditions leave consumers cautious in their spending patterns, especially for big ticket items and discretionary products.

SALES PER CAPITA*

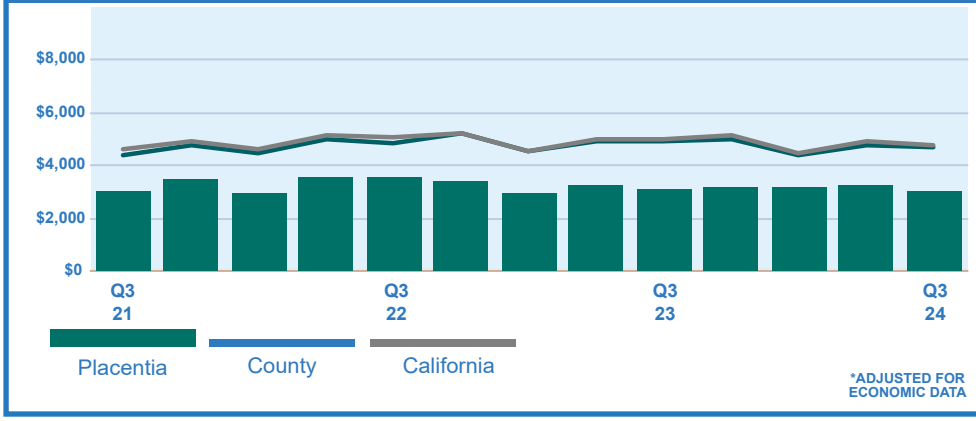

TOP NON-CONFIDENTIAL BUSINESS TYPES

Placentia Business Type	Q3 '24*	Change	County Change	HdL State Change
Service Stations	193.7	-18.1%	-13.3%	-12.8%
Quick-Service Restaurants	119.8	-4.1%	2.0%	1.1%
Casual Dining	114.7	-6.8%	0.4%	1.1%
Building Materials	114.1	41.0%	-1.7%	-4.2%
Heavy Industrial	60.1	18.2%	2.9%	-0.4%
Family Apparel	58.6	4.7%	1.2%	-0.2%
Grocery Stores	50.6	4.0%	1.5%	1.3%
Light Industrial/Printers	41.2	13.3%	0.2%	-0.5%
Contractors	41.1	-7.0%	4.7%	-1.9%
Specialty Stores	40.7	59.4%	-0.4%	-2.9%

*Allocation aberrations have been adjusted to reflect sales activity

*In thousands of dollars

Sales Tax Trends & Economic Drivers

California Forecast

January 2025

HdL Companies

Introductions



Ken Nordhoff



Ken Brown



Tracy Vesely

HdL Companies

ABOUT HdL COMPANIES

PROUD
TO SERVE
CITIES, COUNTIES & SPECIAL DISTRICTS FOR
40+ YEARS

100%
EMPLOYEE
OWNED



TRIFECTA
Superior service
Increased revenue
Decreased costs



COMPLIANCE
HdL helps clients reduce risk by keeping current with ever-changing legislation



RESULTS
Average city growth rates are ~3%, HdL clients are 2x that!

800+
Municipal Clients

$3billion+
Recovered revenue

99.6%
Avg. Client Retention

HdL Companies

3rd Quarter 2024 Statewide Results

Major Industry Group	3Q 2024
Autos & Transportation	-4.8%
Building & Construction	-3.2%
Business & Industry	-0.1%
Food & Drugs	-2.8%
Fuel & Service Stations	-13.0%
General Consumer Goods	-3.8%
Restaurants & Hotels	0.7%
Pools	3.1%
Total	**-2.3%**
Sept. Projection	*-1.7%*

Region	3Q 2024
Sierras	-5.9%
Far North	-4.3%
San Joaquin Valley	-2.9%
Central Coast	-2.8%
Southern California	-2.3%
Bay Area	-1.9%
Sacramento Region	-1.1%

Considerations

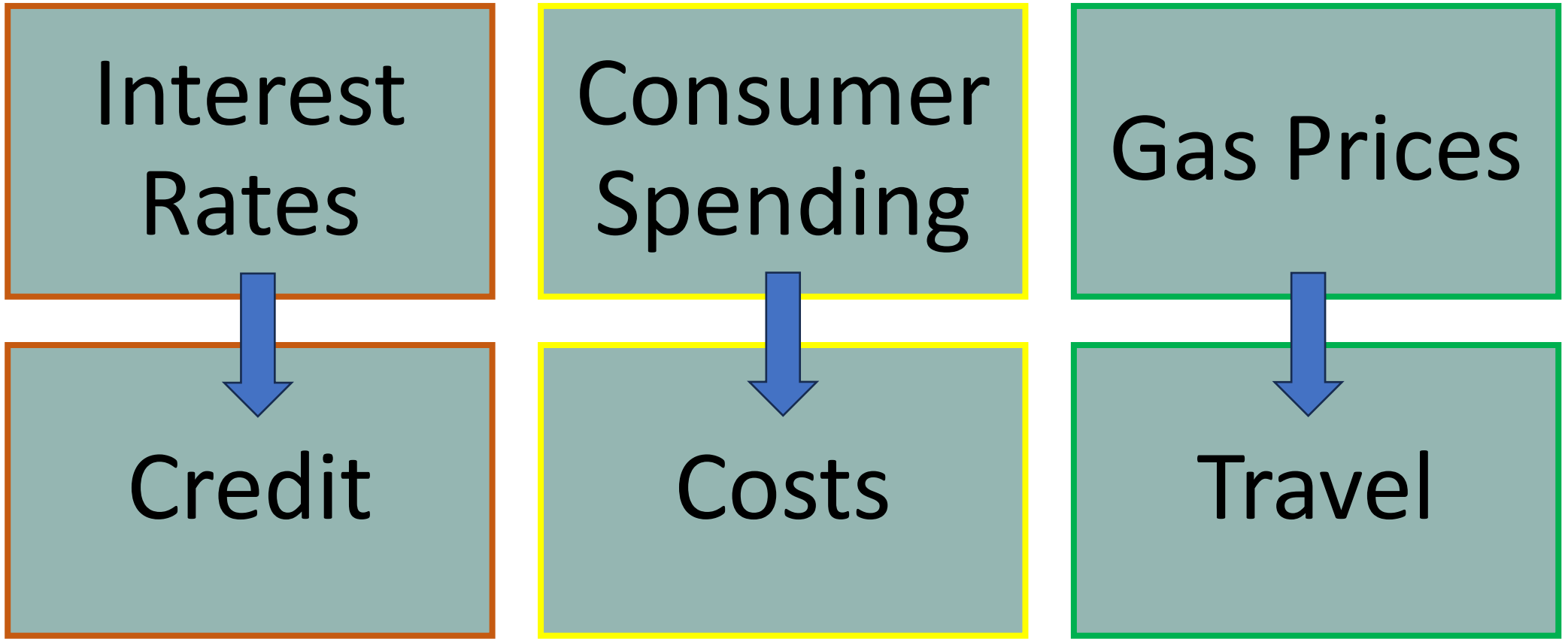

Interest Rates

Federal Reserve reduced federal funds rate by 100 bps in 2024

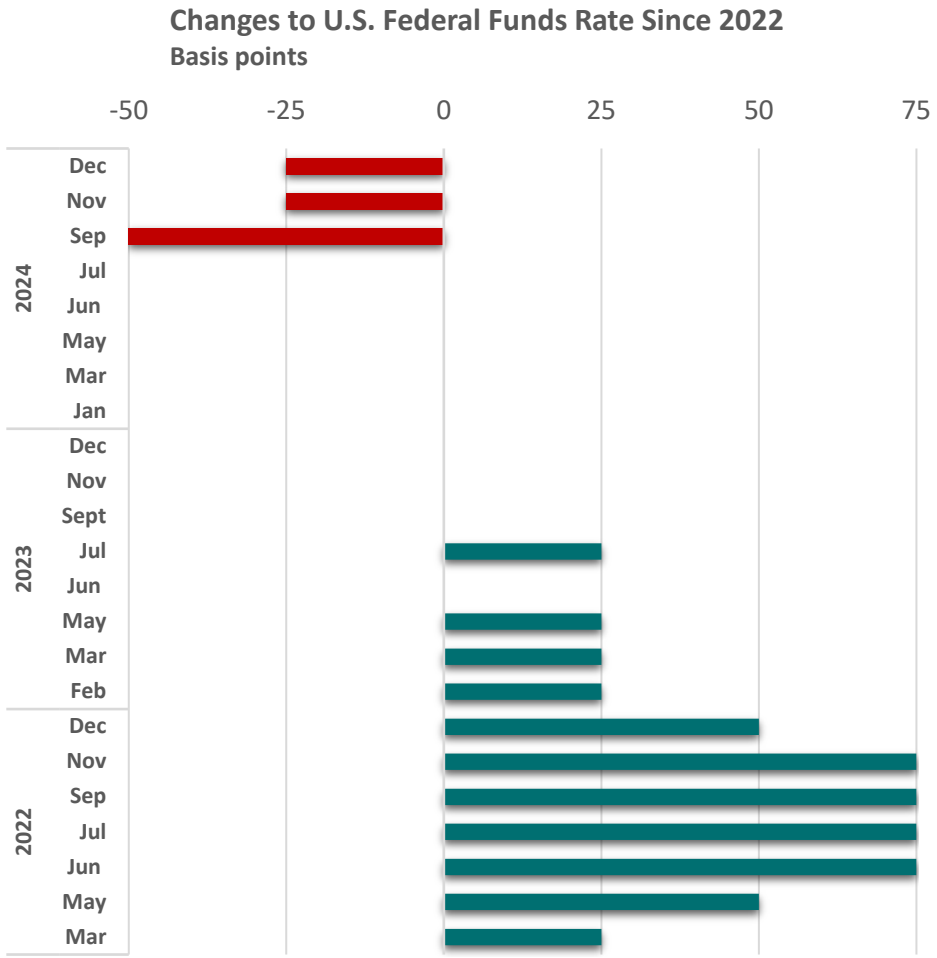

- December's cut moved benchmark rates down by a full percentage point since September.
- Chairman Powell indicated going forward the Fed would move slower.
- Fed indicated only two cuts in 2025

Income vs Spending

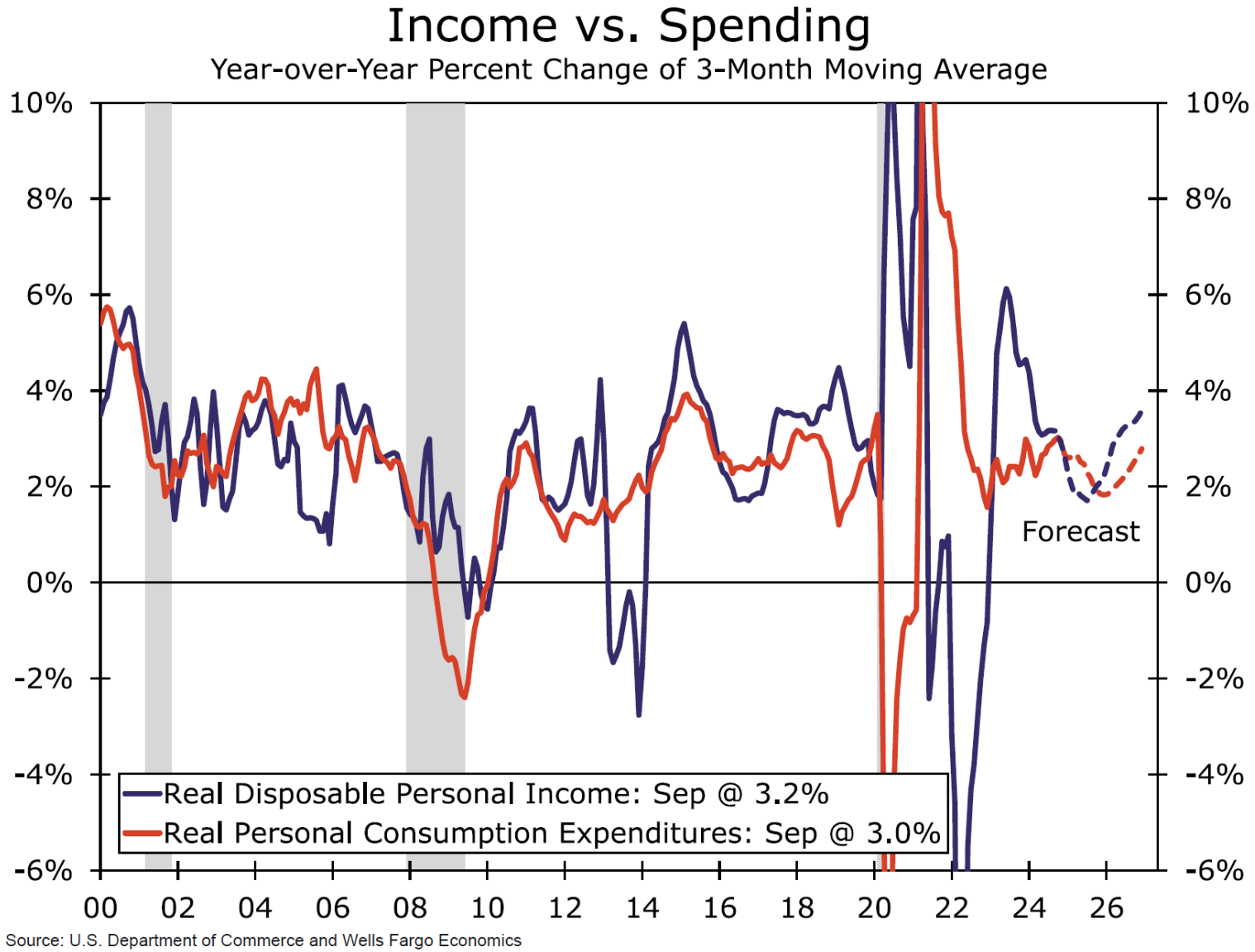

Source: U.S. Department of Commerce and Wells Fargo Economics

Savings & Disposable Income

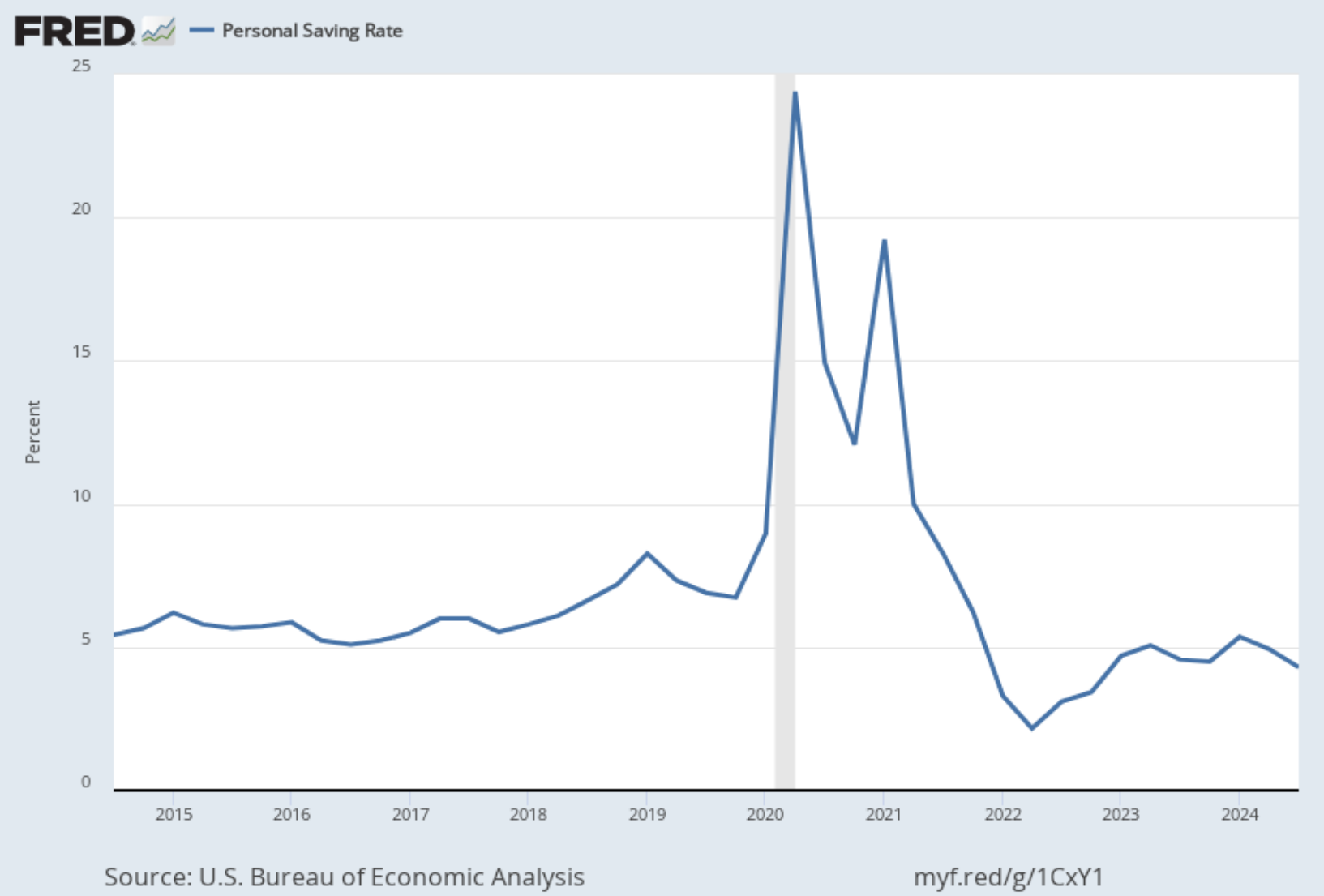

Personal Savings Rate

- **Q3 2024: 4.3%**
- Q2 2024: 4.9%
- Q1 2024: 5.4%
- Q4 2023: 4.5%
- Q3 2023: 4.6%
- Q2 2023: 5.1%

Goods vs Services

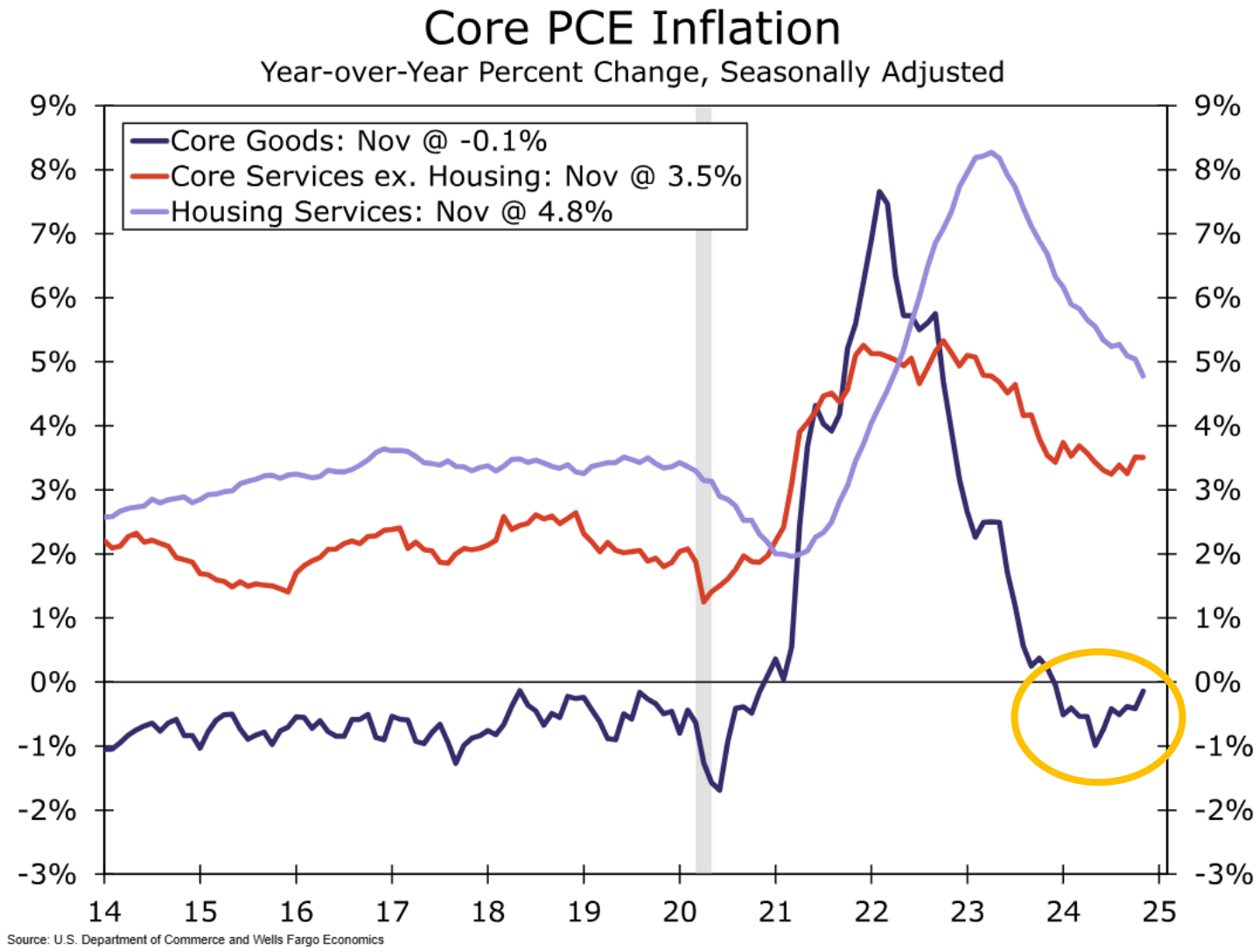

Credit Card Spending

Exhibit 5: Services spending and retail transaction (trx) growth is healthy compared to 2023, up 3%, while retail spending growth lagged

Spending and transaction per household growth by category, Bank of America card data (monthly, index 2023 = 100, SA)

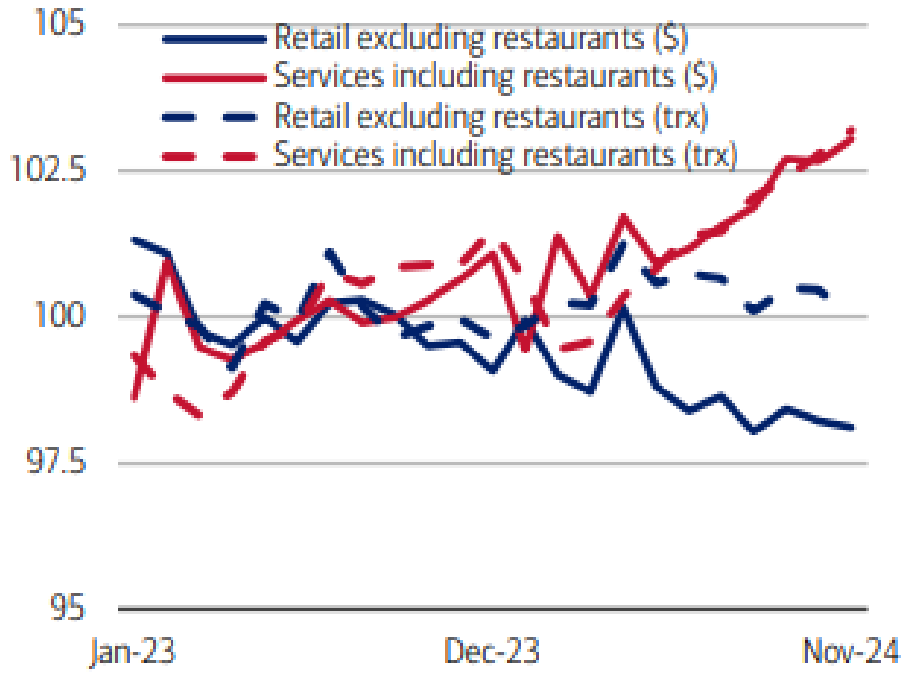

Source: Bank of America internal data

BANK OF AMERICA INSTITUTE

- Bank of America card data suggests consumers are making about the same number of transactions as last year but **spending fewer dollars.**
- Lower gas prices and savings from "trading down" is moving those savings towards experiences, which you can see growing.

Household Debt

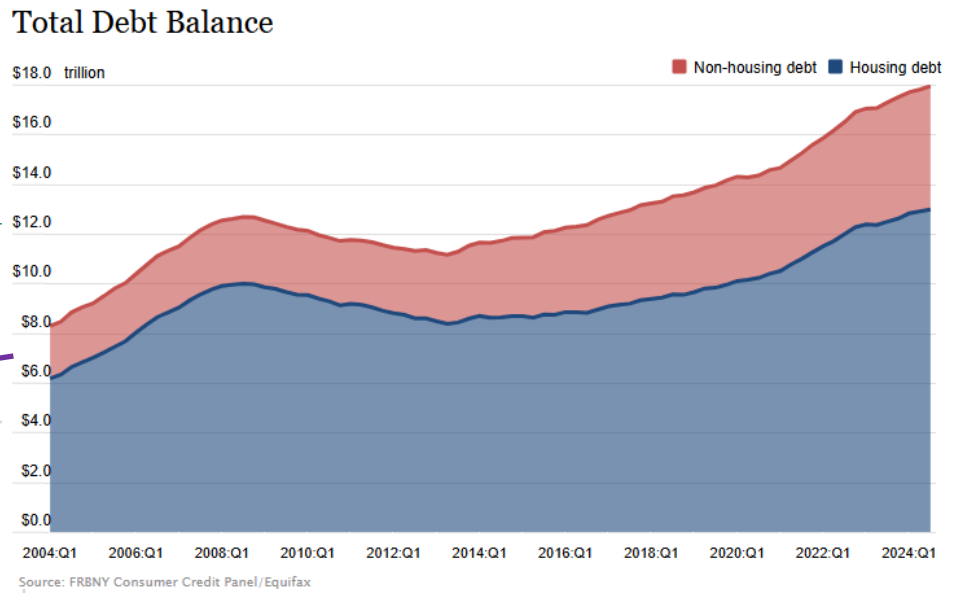

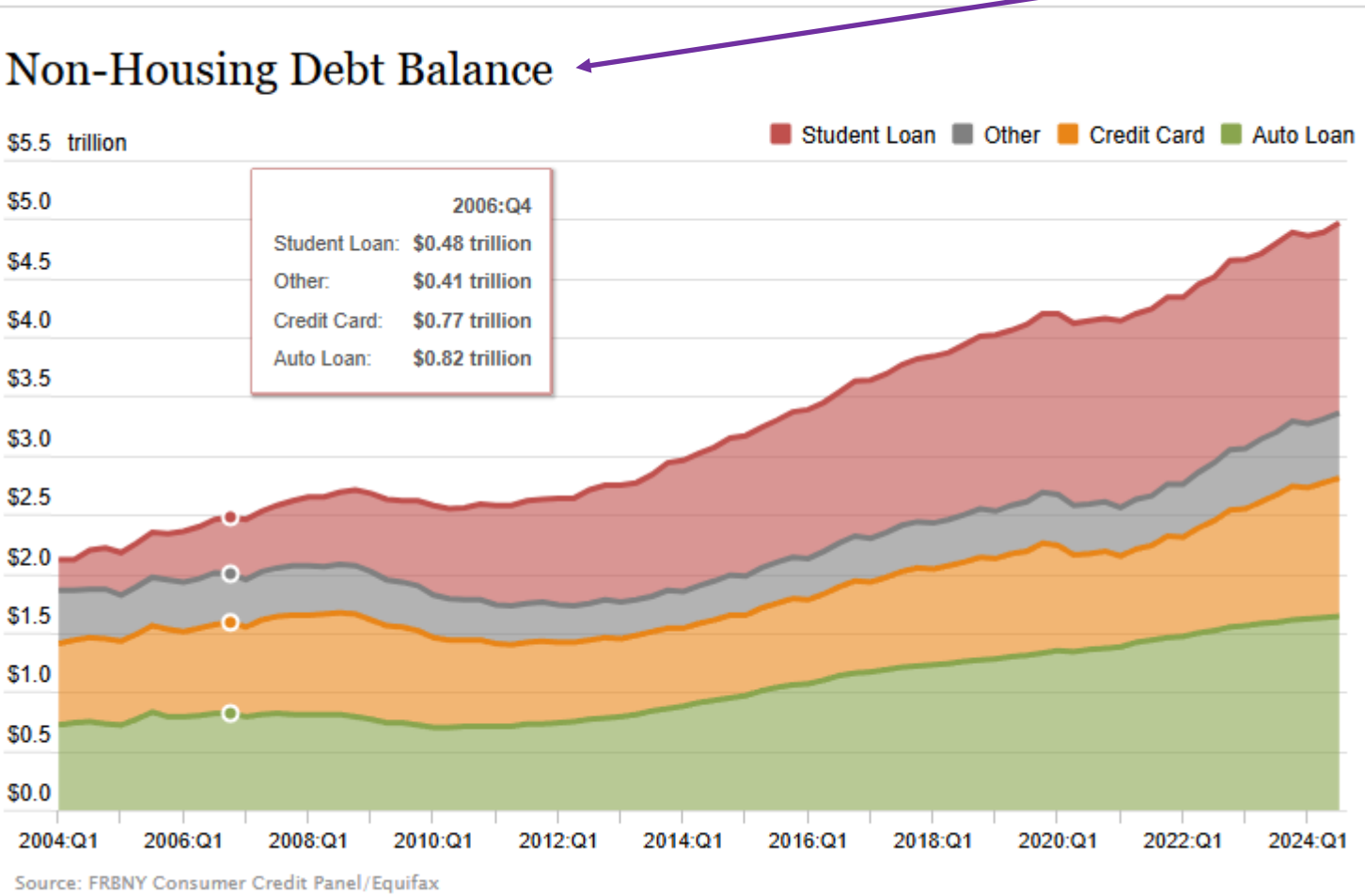

- People taking on larger student debts
- Credit card balances 3Q24 grew to $1.17 trillion, a record high
- Auto financing rates, cost of vehicles impacted growth in these types of loans

HdL Companies

County Trends: Local Sales Tax

3Q-2024

-2.3%

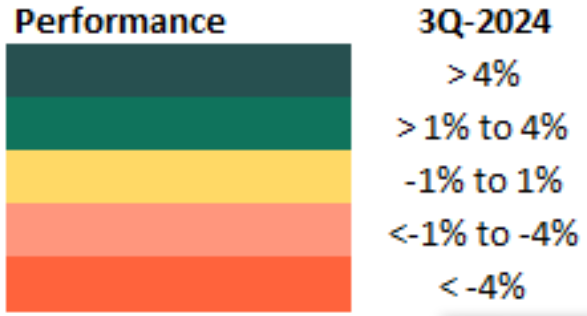

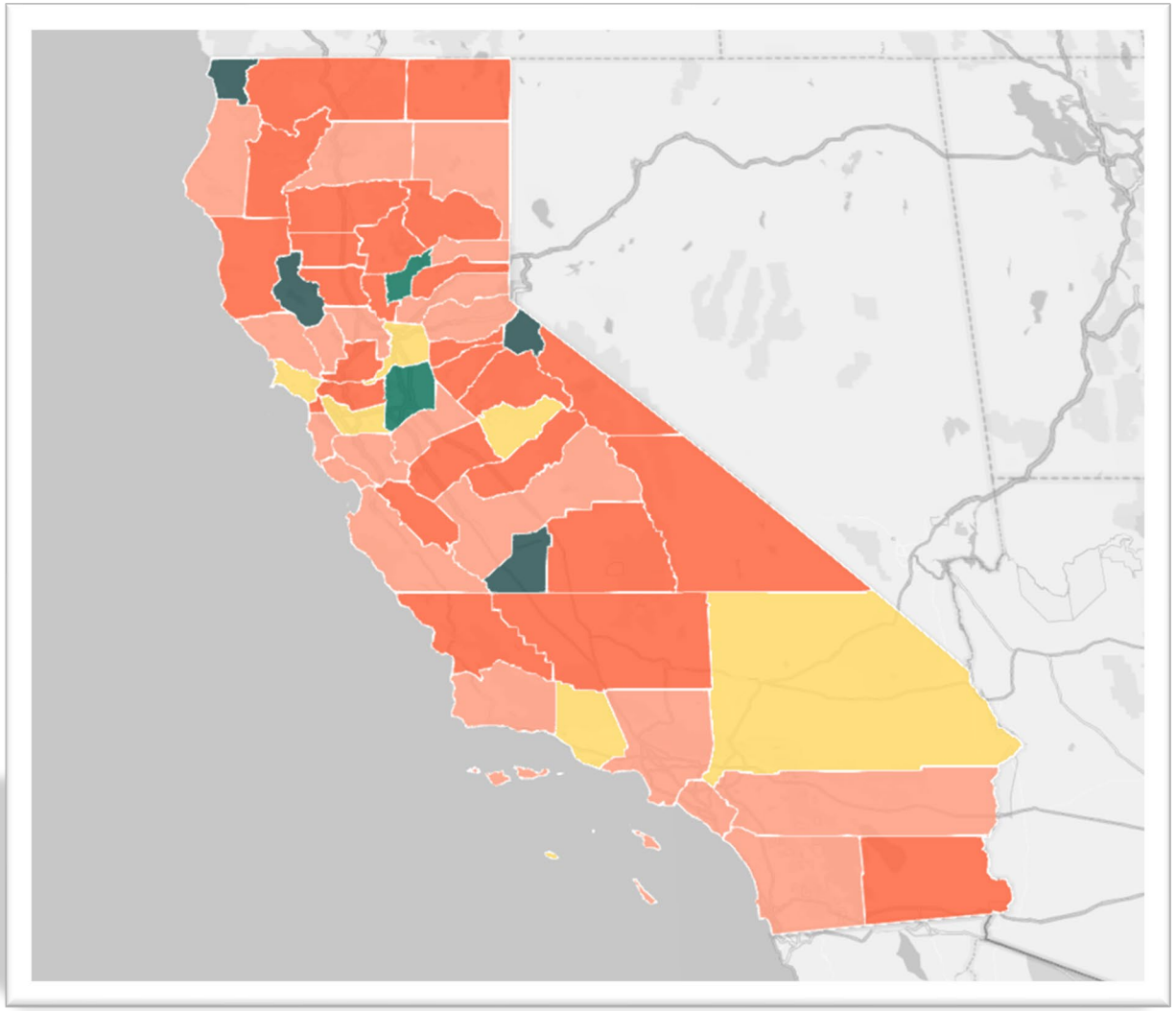

HdL Statewide Trend

% Change YoY	3Q22	4Q22	1Q23	2Q23	3Q23	4Q23	1Q24	2Q24	3Q24	4Q24	1Q25	2Q25	3Q25	4Q25	1Q26	2Q26
	8.2%	5.0%	-1.3%	-3.1%	-1.5%	-2.0%	-0.6%	-0.8%	-2.3%	-1.6%	0.3%	0.5%	2.0%	2.6%	2.9%	3.0%
Fiscal Year Change	**2.1%**				**-1.3%**				**-0.8%**				**2.6%**			

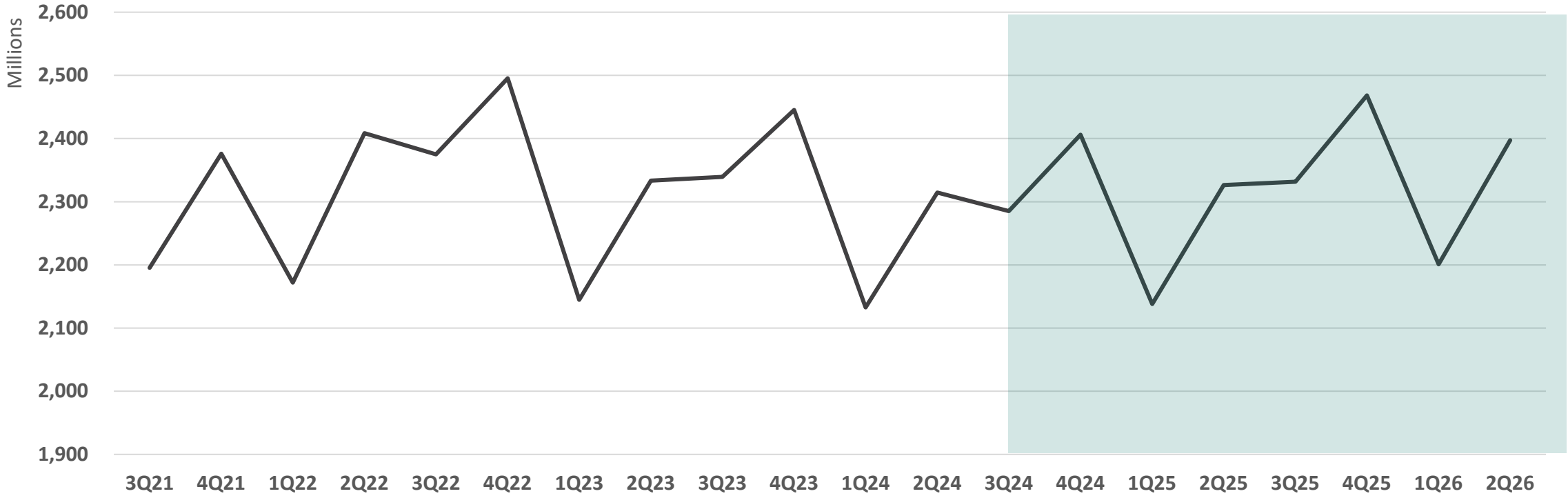

Autos and Transportation Factors

Positive

- Interest rates declining
- Record age of vehicle will require replacement
- Car sales reported to have jumped to 3.5 year high in November, boosted by bigger incentives
- Threat of tariffs may boost sales in the short-term
- Animal spirits unleashed post election?

Negative

- Interest rate declines may take time to filter further into auto loan rates, and future declines may be limited
- Interest rate cuts may also pause for several months after December reduction
- Recent increase in car sales offset by price declines/incentives?
- Consumers stressed, switching to smaller, less expensive vehicles
- Risk of tariffs may hurt sales in the long-term

New Vehicle Pricing

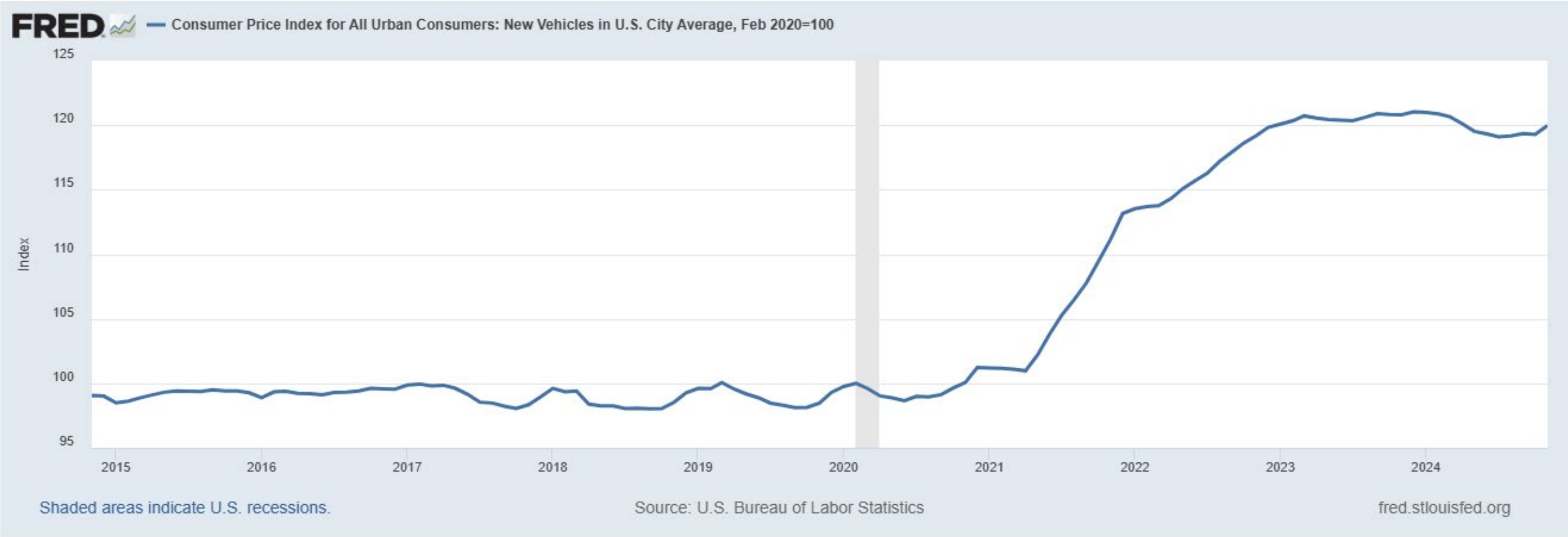

Analysis of Auto Growth Trend

Actual Results Compared to a Steady 4% Annual Growth Rate Target Since 2014

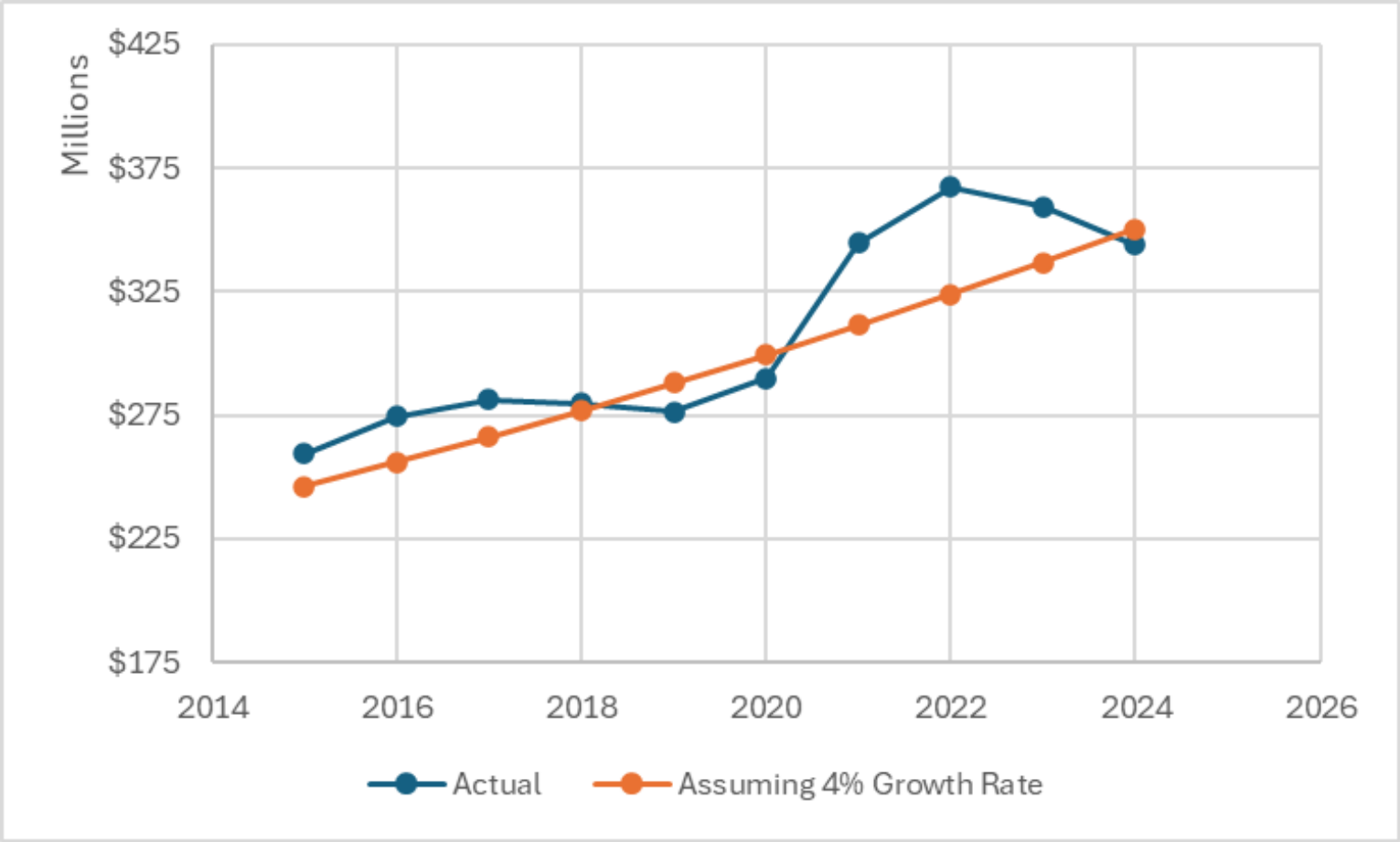

Auto Financing

Credit Availability Index

All Auto Loans Index (Jan2019 = 100)

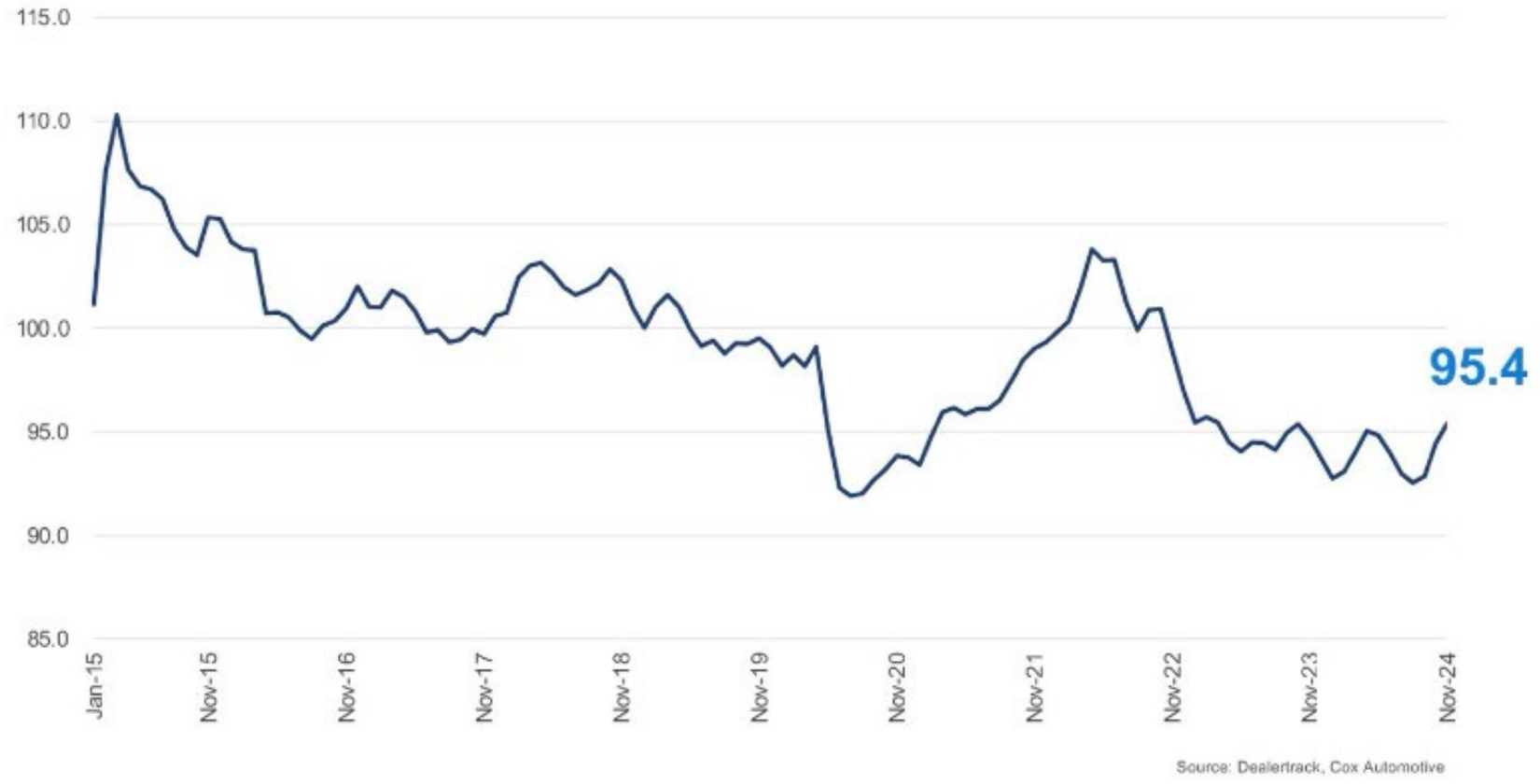

Shift in Sales

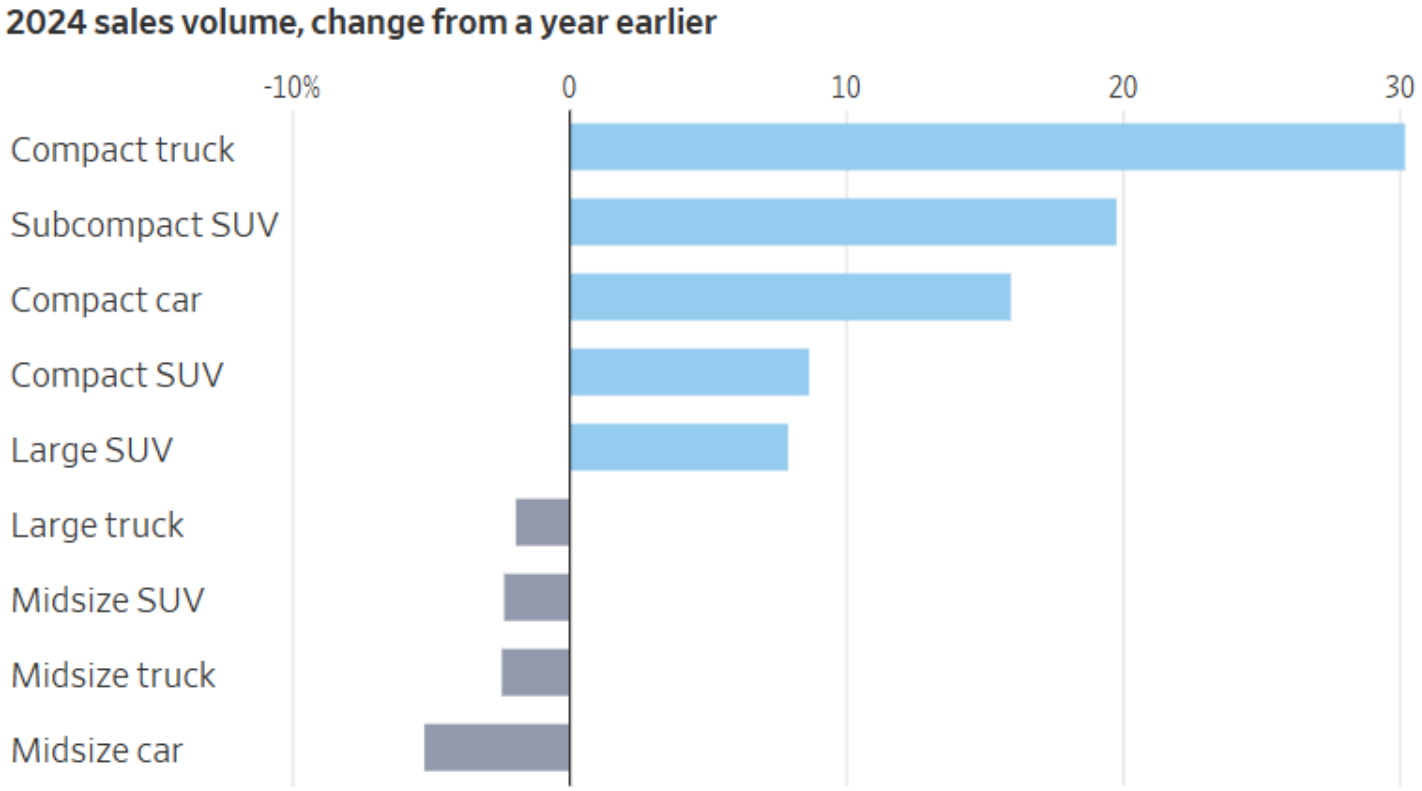

Note: Change in the number of vehicles sold from January through November of each year. Sales of large cars, which aren't shown, declined 47%.
Source: Edmunds

The Wall Street Journal. (2024, December 23). *After years of going big, American car buyers are downsizing.* Retrieved from https://www.wsj.com/business/autos/after-years-of-going-big-american-car-buyers-are-downsizing-801a81b8

Tax Receipts by Market Segment

Luxury	3Q22	4Q22	1Q23	2Q23	3Q23	4Q23	1Q24	2Q24	3Q24
Tax	$11.1	$11.1	$10.3	$10.5	$9.9	$10.2	$9.1	$9.5	**$9.1**
% YOY Change	22%	10%	-1%	-5%	-11%	-8%	-11%	-9%	**-8%**

Value	3Q22	4Q22	1Q23	2Q23	3Q23	4Q23	1Q24	2Q24	3Q24
Tax	$11.9	$12.0	$11.5	$12.7	$13.0	$12.1	$11.6	$12.1	**$11.9**
% YOY Change	-3%	+8%	-7%	0%	9%	1%	1%	-4%	**-8%**

Domestic	3Q22	4Q22	1Q23	2Q23	3Q23	4Q23	1Q24	2Q24	3Q24
Tax	$8.8	$9.0	$8.6	$9.0	$9.0	$8.6	$8.2	$9.0	**$8.8**
% YOY Change	11%	8%	5%	0%	2%	-4%	-5%	0%	**-3%**

Source: Large sampling of dealerships statewide by market segment

Autos & Transportation Forecast

	3Q22	4Q22	1Q23	2Q23	3Q23	4Q23	1Q24	2Q24	3Q24	4Q24	1Q25	2Q25	3Q25	4Q25	1Q26	2Q26
% Change YoY	6.3%	6.1%	-1.1%	-2.2%	-2.8%	-6.0%	-7.4%	-6.5%	-4.8%	-2.0%	1.5%	2.0%	2.5%	3.5%	4.0%	4.0%
Fiscal Year Change	**2.2%**				**-5.7%**				**-0.9%**				**3.5%**			

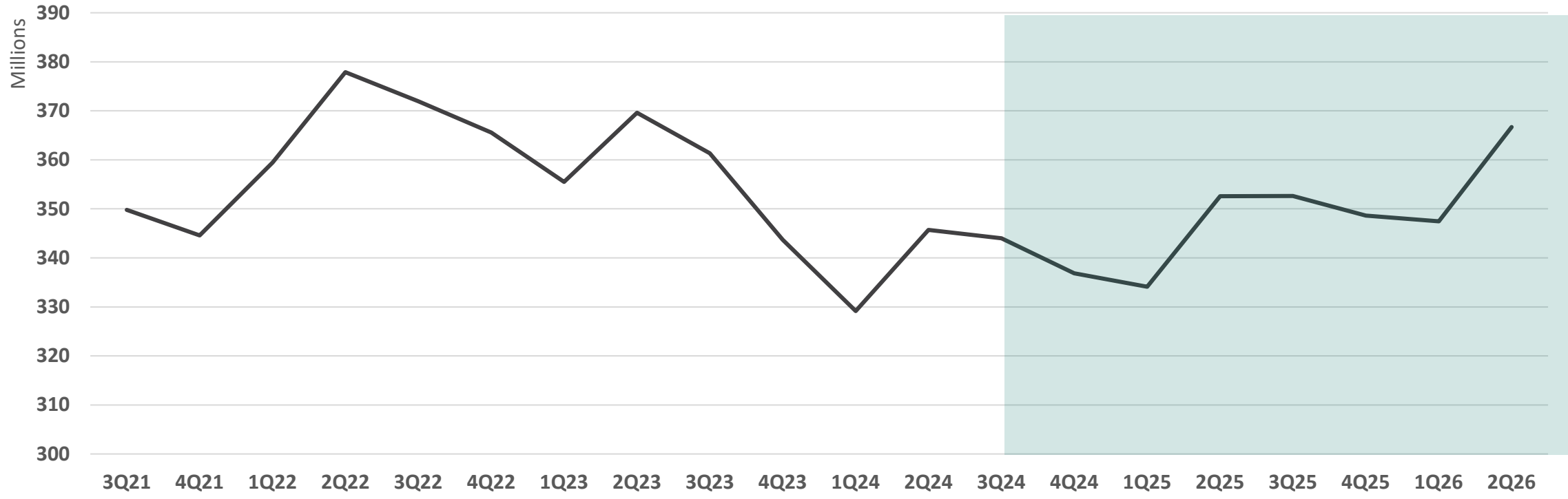

Fuel and Service Stations Indicators

Fuel Prices Significantly Down	Oil Barrel Prices Down	CA Regulations	Worldwide Events
CA Consumption Down	CA Holiday Demand up	Fed Reserve Int. Rate Cuts	World Supply OPEC holding on cuts

Gas Prices

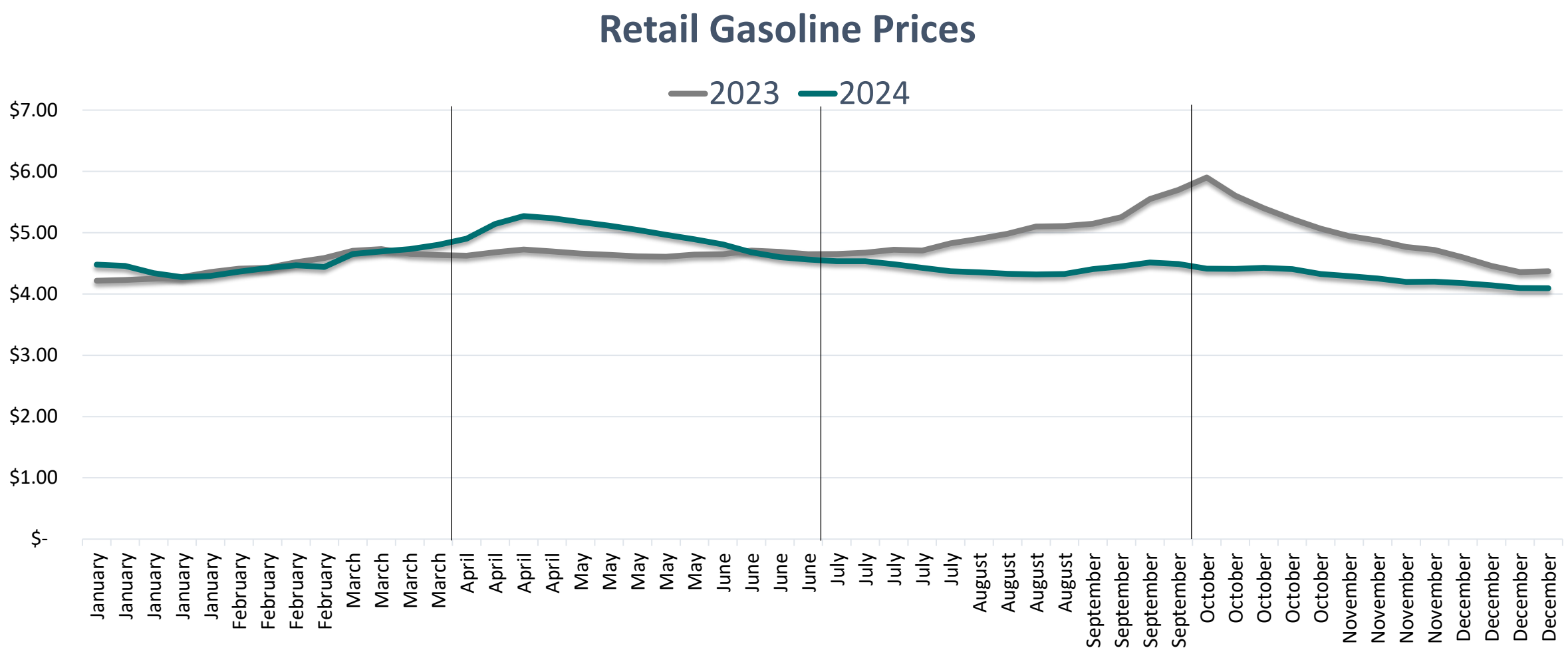

Source: Energy Information Administration (EIA)

CA Fuel Consumption

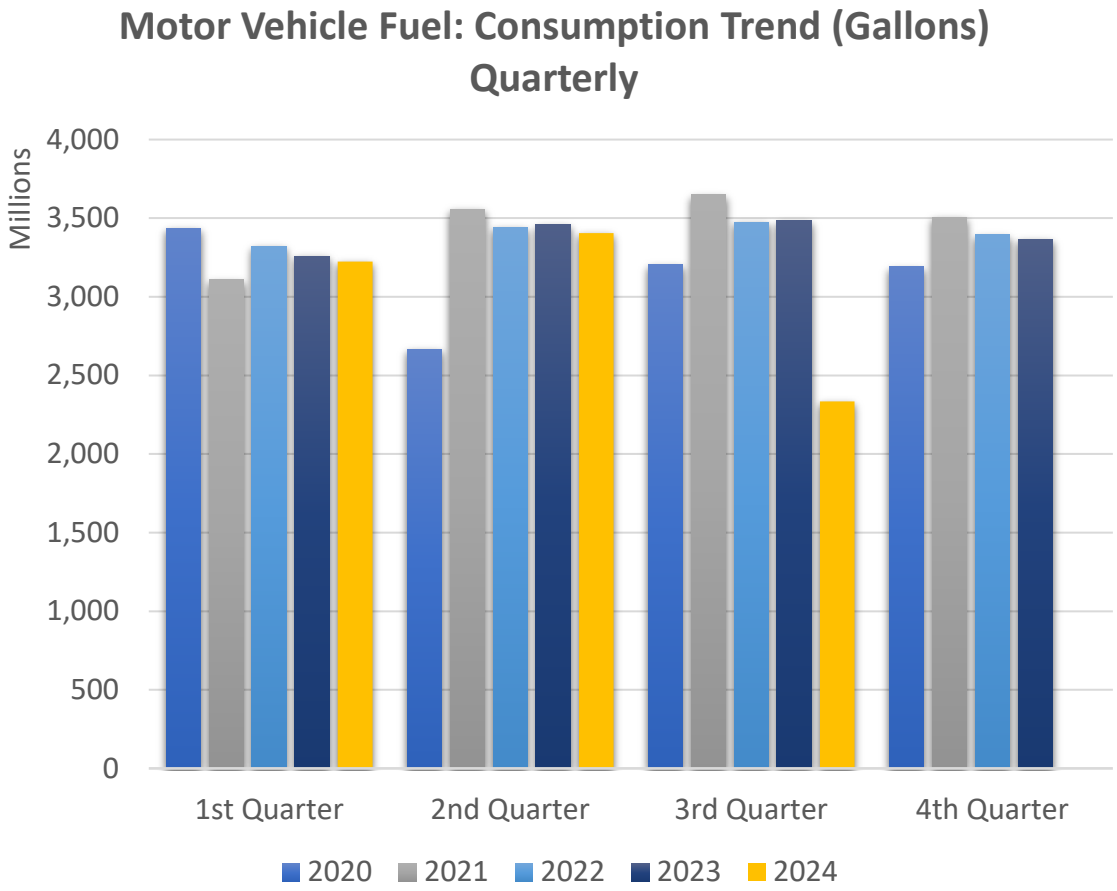

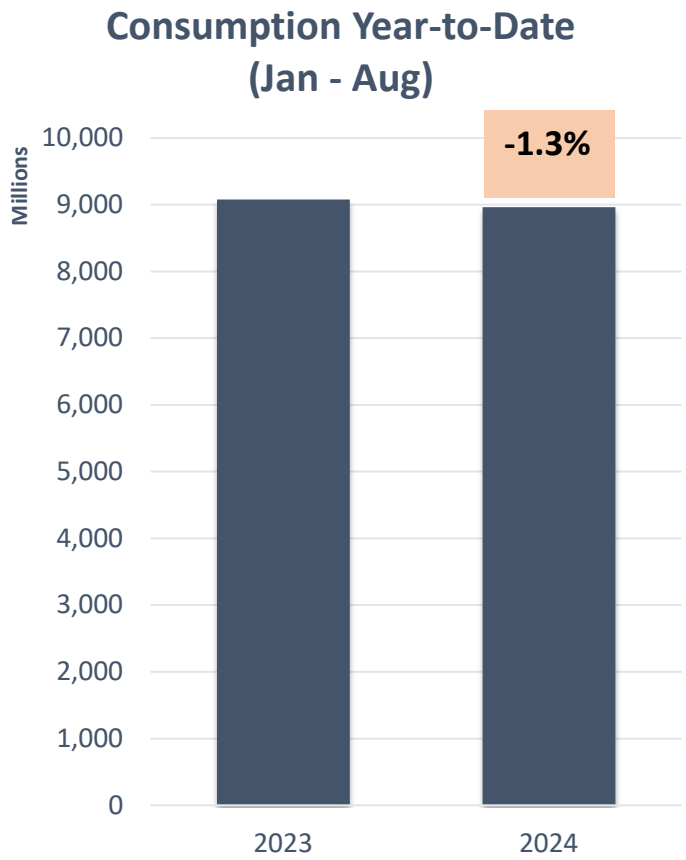

*3Q-2024 is partial (2/3) period

Fuel & Service Stations Forecast

	3Q22	4Q22	1Q23	2Q23	3Q23	4Q23	1Q24	2Q24	3Q24	4Q24	1Q25	2Q25	3Q25	4Q25	1Q26	2Q26
% Change YoY	22.6%	10.8%	-8.5%	-21.3%	-6.8%	-4.5%	-1.9%	2.3%	-13.0%	-13.0%	-2.0%	-4.0%	3.0%	4.0%	4.0%	4.0%
Fiscal Year Change	-0.7%				-3.0%				-8.3%				3.7%			

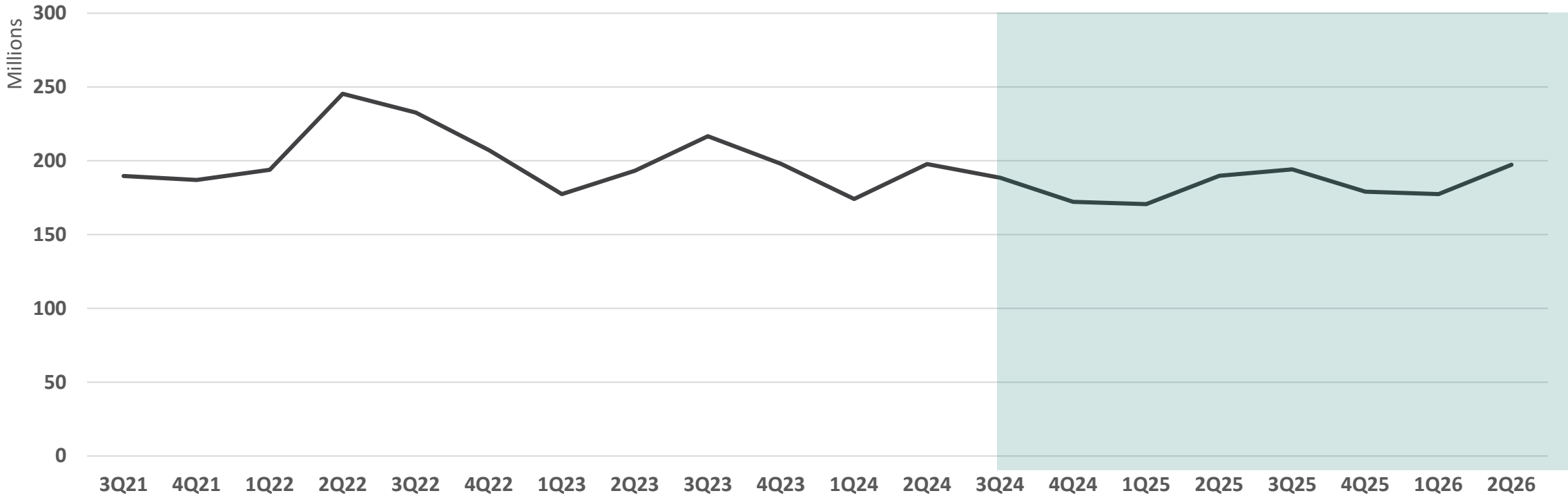

Construction Factors



Positives

- Residential category upturn in October
- Lower interest rates and hopes for more beneficial monetary policy
- Data center, manufacturing and power projects showing resilience
- Lumber and concrete prices increasing could boost tax receipts if demand is sustained



Negatives

- Nonresidential construction pulled back in October
- Reduced credit access and high financing costs are weighing on project starts
- Steel prices significantly deflated

Lumber Prices

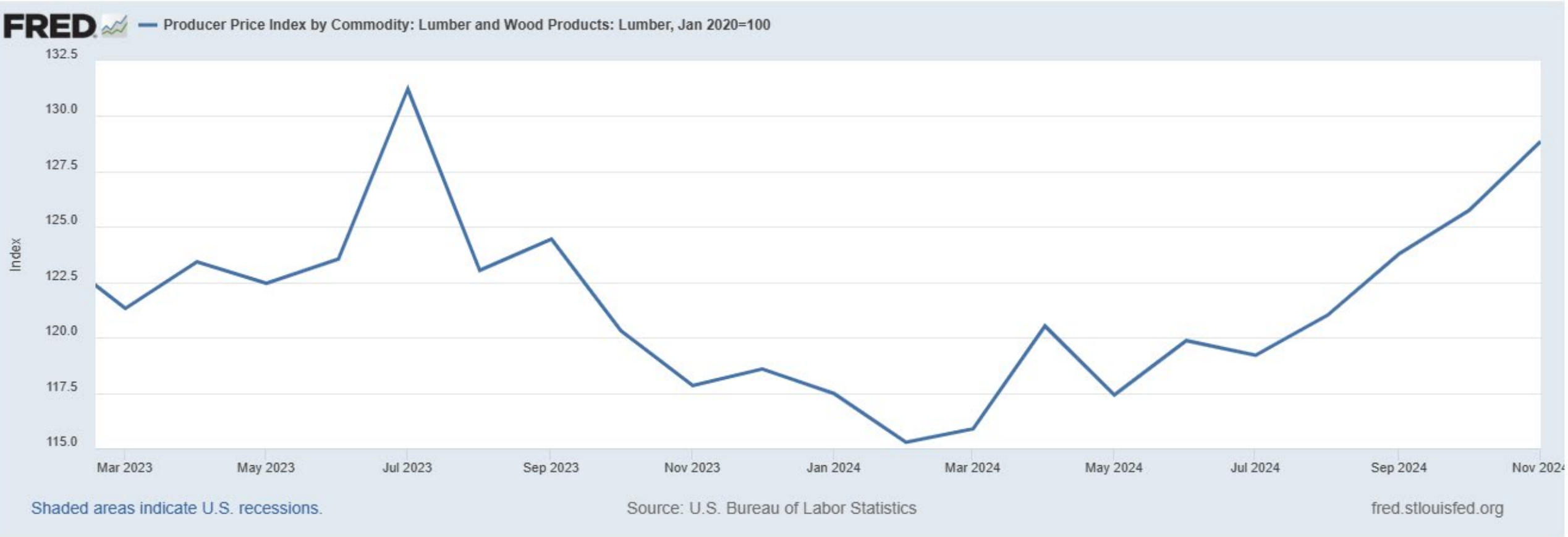

Ready-Mix Concrete Price



Building & Construction Forecast

	3Q22	4Q22	1Q23	2Q23	3Q23	4Q23	1Q24	2Q24	3Q24	4Q24	1Q25	2Q25	3Q25	4Q25	1Q26	2Q26
% Change YoY	8.4%	6.3%	-9.8%	-5.5%	-2.6%	-1.6%	-0.4%	-2.7%	-3.2%	-2.9%	-1.0%	0.0%	1.3%	2.0%	3.0%	4.0%
Fiscal Year Change	-0.3%				-1.9%				-1.8%				2.6%			

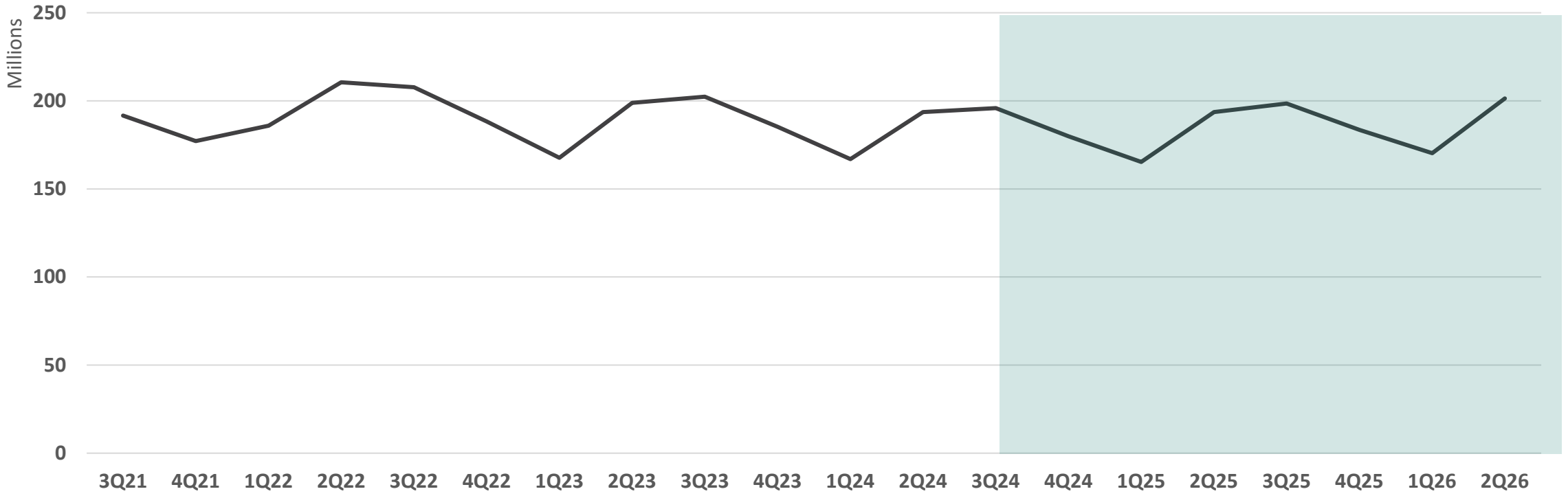

Cannabis Sales Tax Revenue

FY 2023-24: -9%

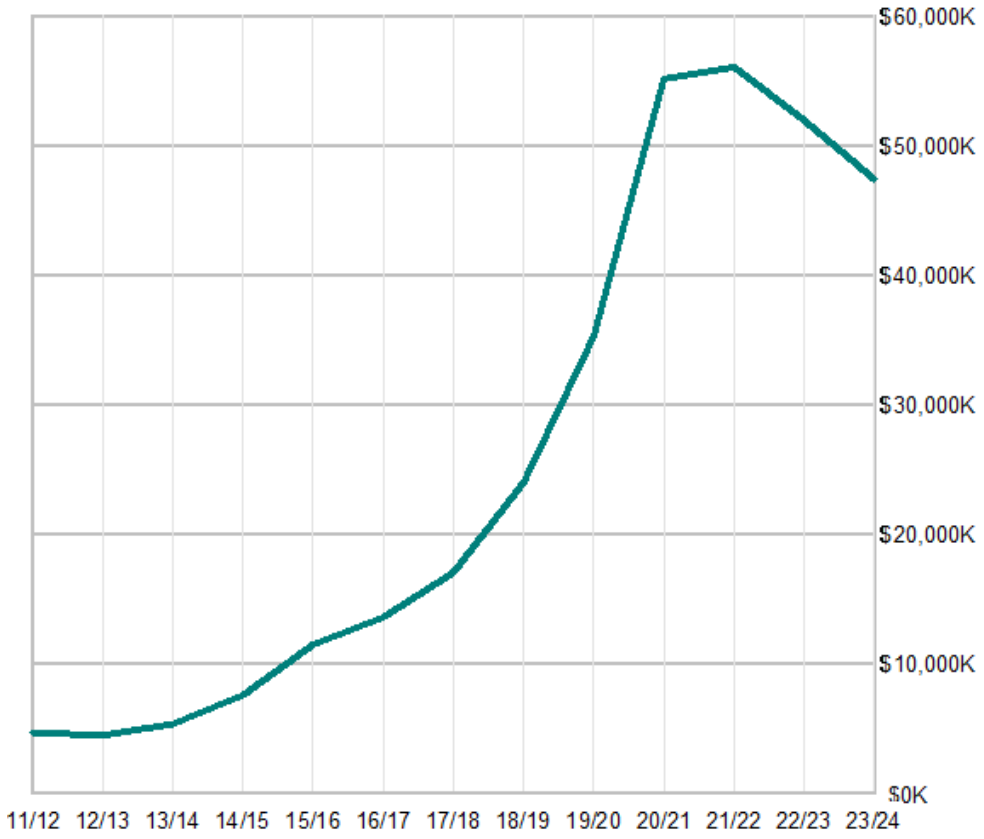

3Q-2024: -12%

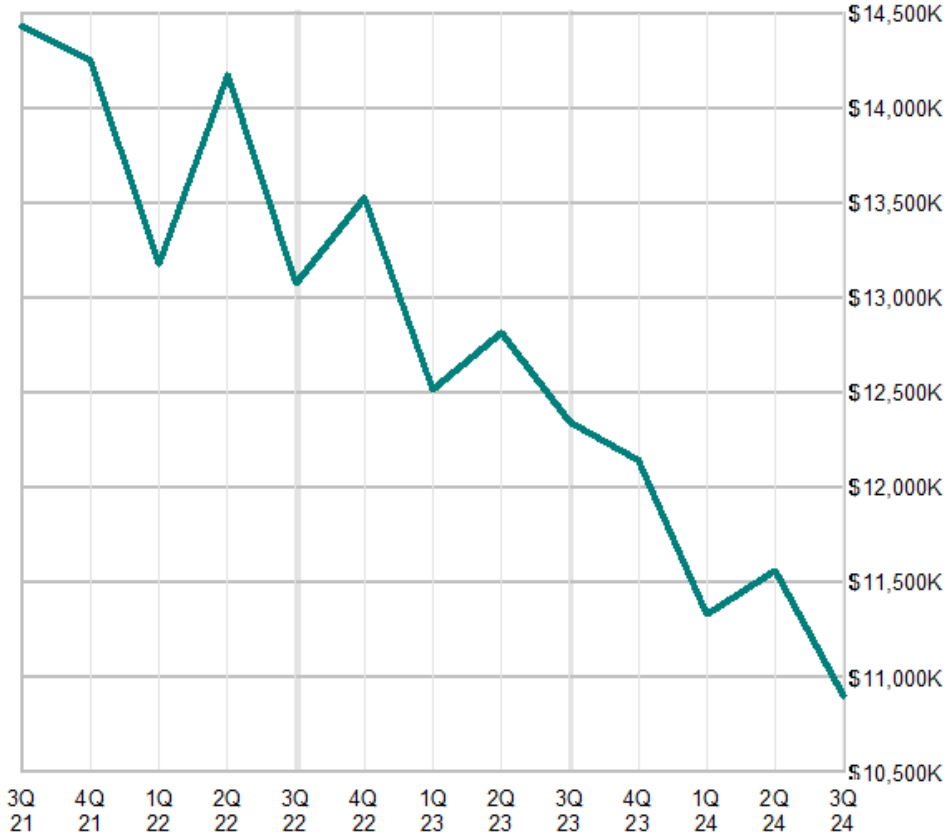

Food & Drugs Forecast

	3Q22	4Q22	1Q23	2Q23	3Q23	4Q23	1Q24	2Q24	3Q24	4Q24	1Q25	2Q25	3Q25	4Q25	1Q26	2Q26
% Change YoY	0.8%	3.2%	1.0%	-1.4%	-1.3%	-5.6%	-1.0%	-2.2%	-2.8%	-2.3%	-1.4%	-0.8%	-0.4%	0.4%	0.8%	0.9%
Fiscal Year Change	**0.9%**				**-2.6%**				**-1.8%**				**0.4%**			

Grocery Store sales +1.4%

- Accounts for >50% of the group

Convenience / Liquor Store sales -2.3%

- Accounts for 24% of the group

Drug store: -11.3%

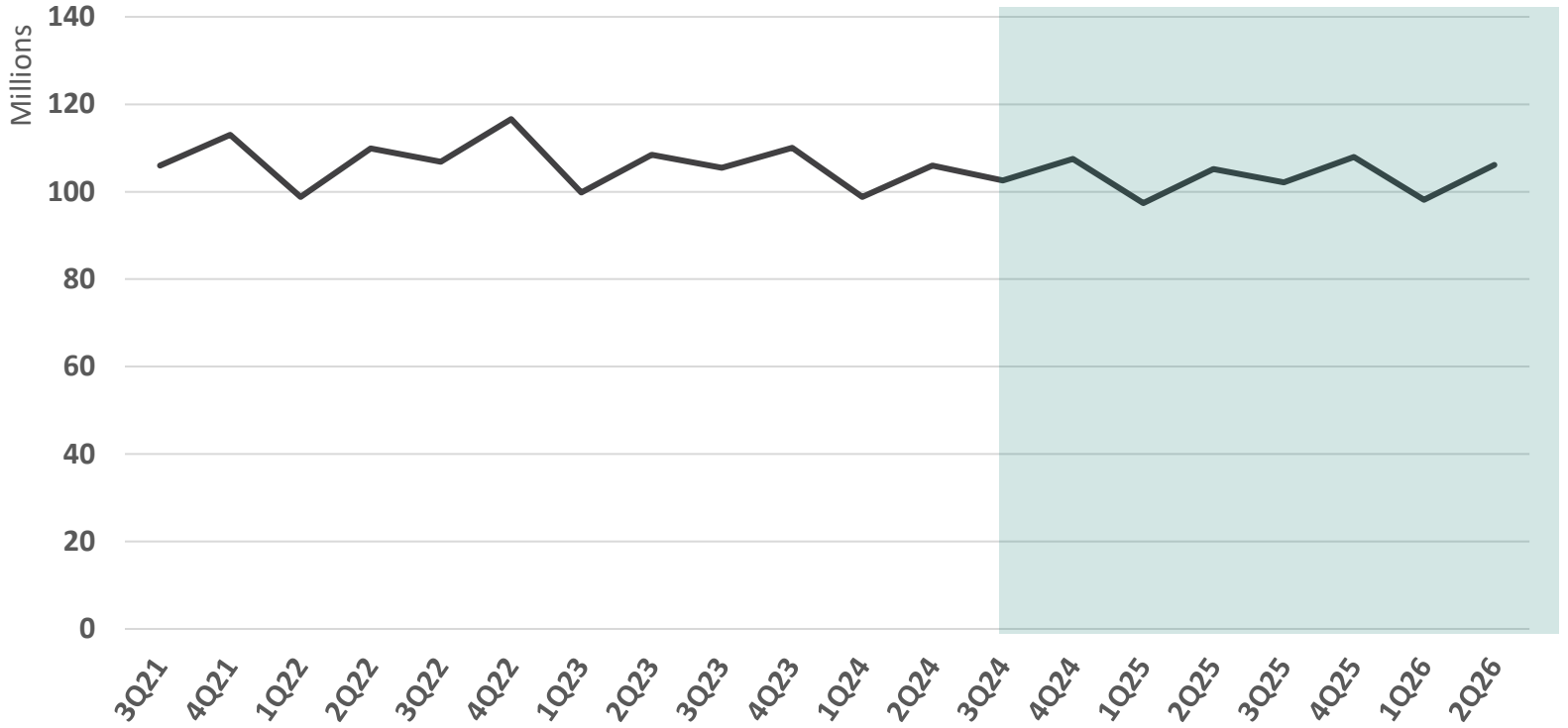

General Consumer Goods

Where are they allocated?

Brick & Mortar

- Direct Allocations
- Physical Stores
- 100% of GCG

General Consumer Goods

Online
Out of State

- Indirect Allocations
- Out-of-State merchandise
- **57%** of Online Sales

Pools

Online
In State

- Direct Allocations to agency where fulfillment center is located.
- **43%** of Online Sales

Business & Industry

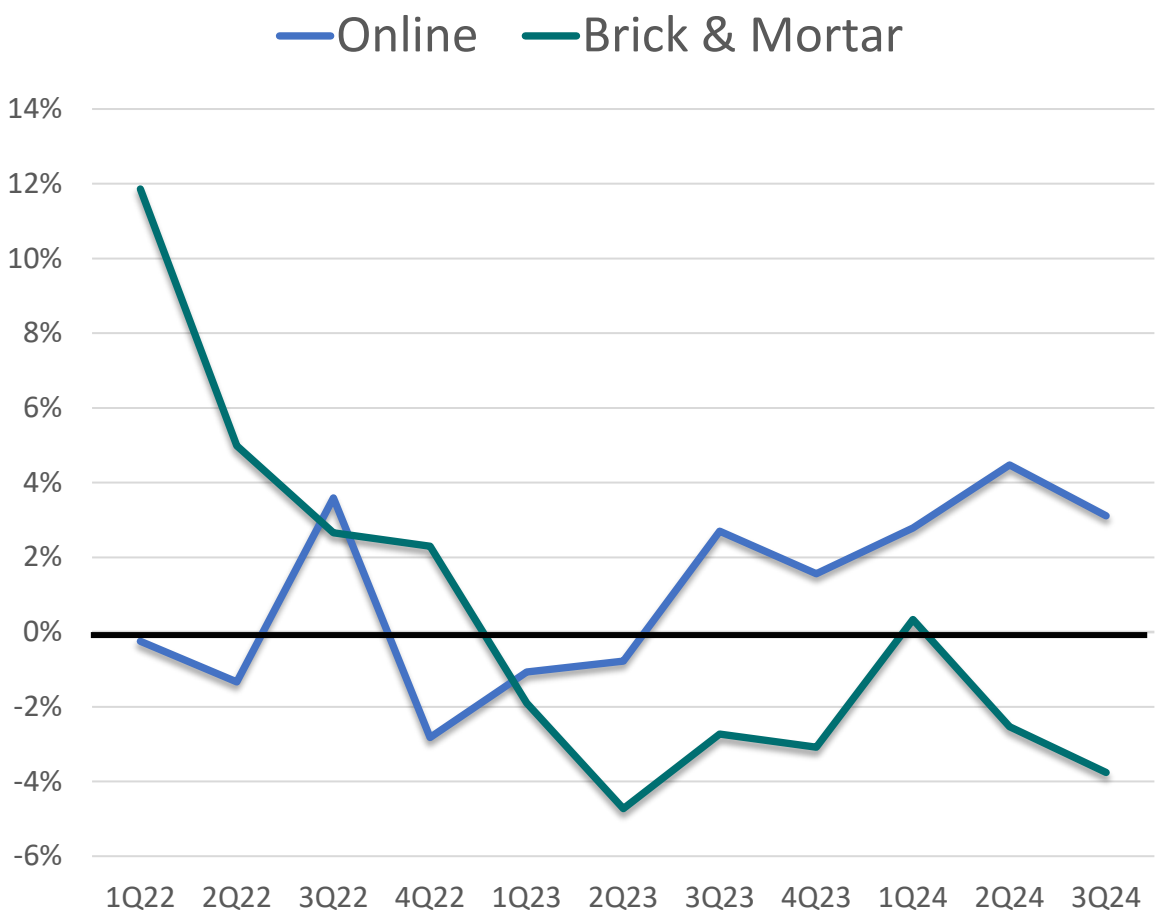

BoA Consumer Checkpoint: Online v. Brick & Mortar

Exhibit 10: Online card spending for retail excluding food and gas has been growing much faster than B&M retail excluding food and gas spending over the past year. In October 2024 the gap was four percentage points

Average credit and debit card retail spending excluding groceries, restaurants, and gas by online and in-person (28-day moving average, YoY%)

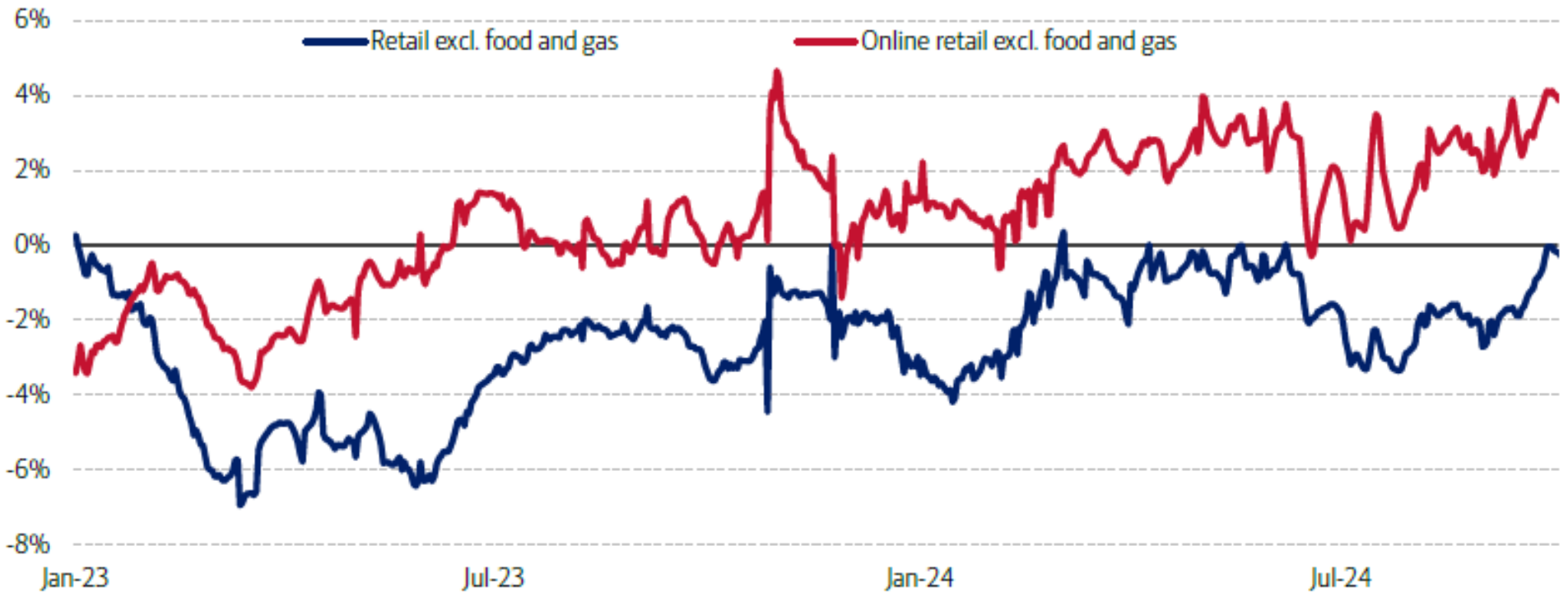

Source: Bank of America Internal data

BANK OF AMERICA INSTITUTE

General Consumer Goods: 3Q24

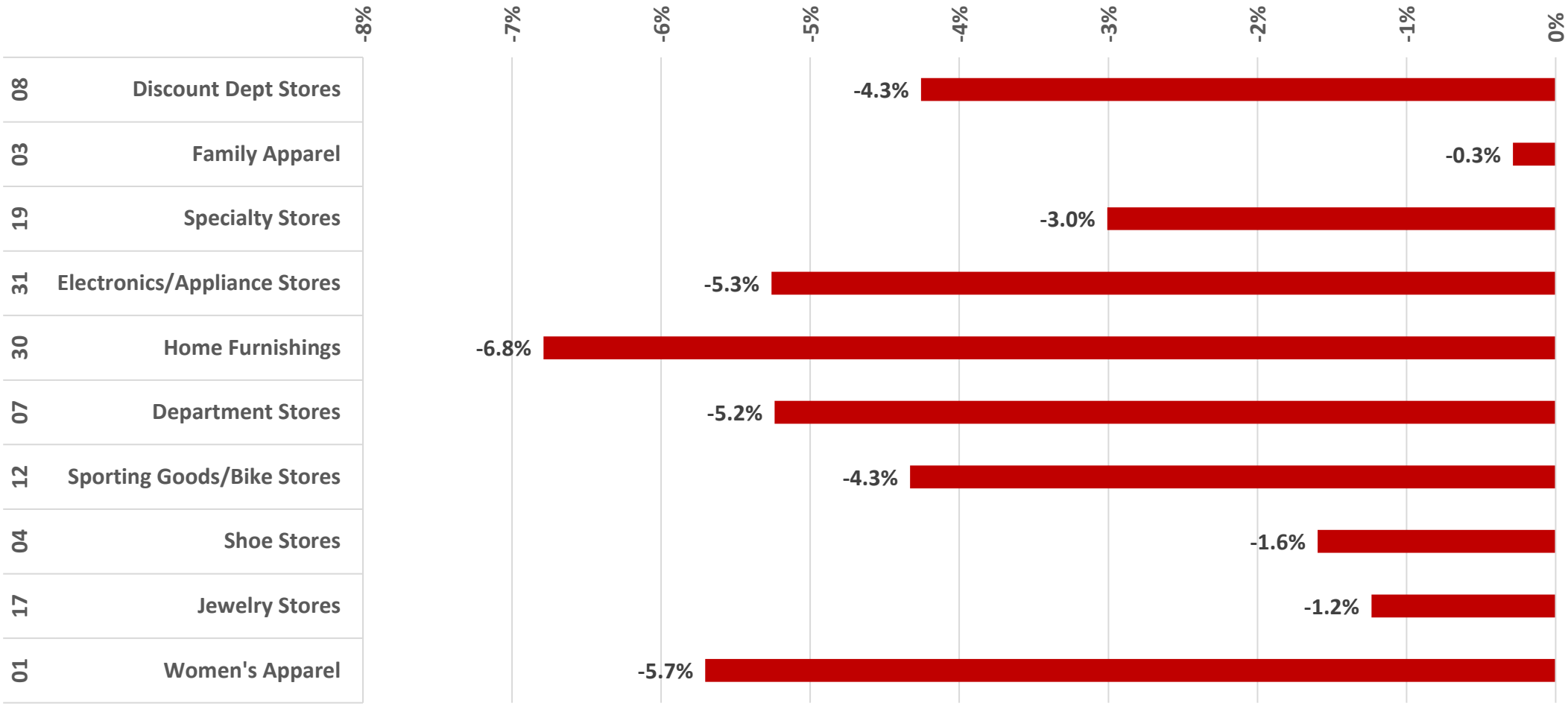

CPI YoY: Select Categories

Category	Oct 2023 – Oct 2024 Change
Furniture & Bedding	-2.7%
Bedroom Furniture	-2.3%
Living room, kitchen, and dining room furniture	-1.2%
Other Furniture	-8.6%
Appliances	-2.3%
Apparel	+0.3%
Footwear	+0.8%
Sporting Goods	-3.1%
Computers	-5.4%
Computer Software & Accessories	-0.6%
Smartphones	-9.9%
Cosmetics	-0.9%

Retailer Guidance

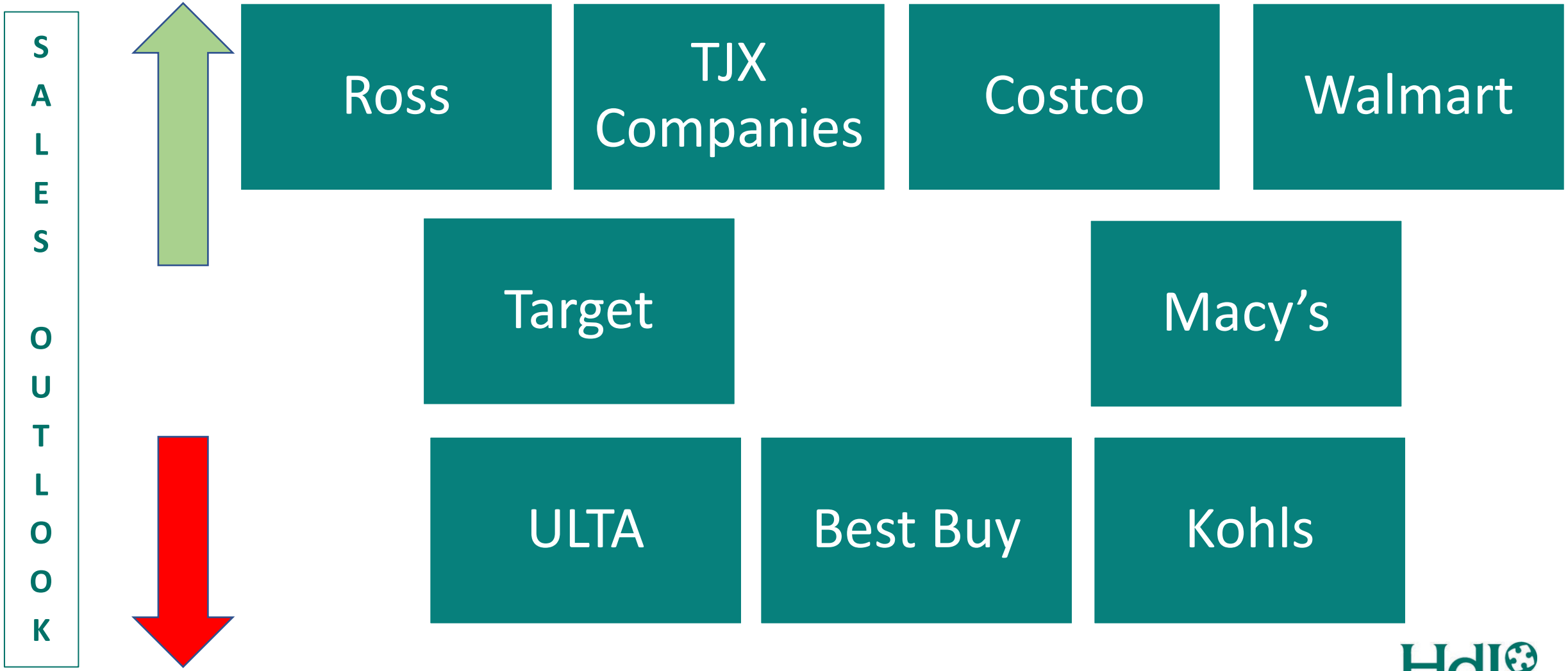

General Consumer Goods Forecast

	3Q22	4Q22	1Q23	2Q23	3Q23	4Q23	1Q24	2Q24	3Q24	4Q24	1Q25	2Q25	3Q25	4Q25	1Q26	2Q26
% Change YoY	2.7%	2.3%	-1.9%	-4.7%	-2.7%	-3.1%	0.3%	-2.5%	-3.8%	-2.2%	-1.5%	0.0%	1.4%	1.4%	1.3%	1.3%
Fiscal Year Change	**-0.3%**				**-2.2%**				**-1.9%**				**1.4%**			

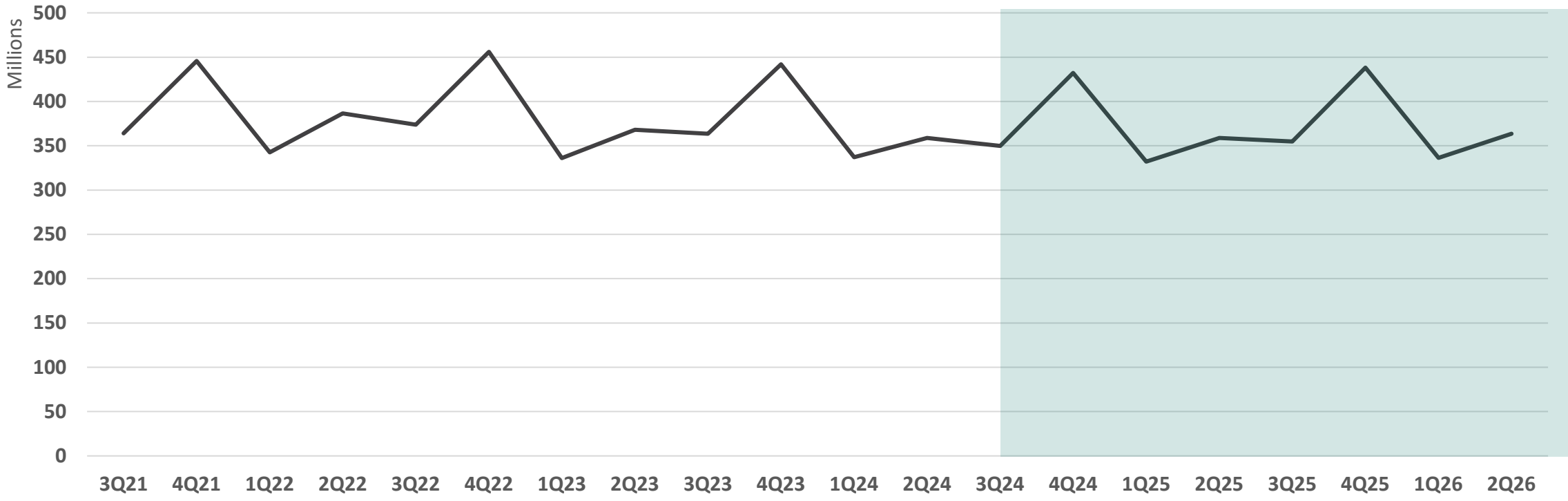

County Pools

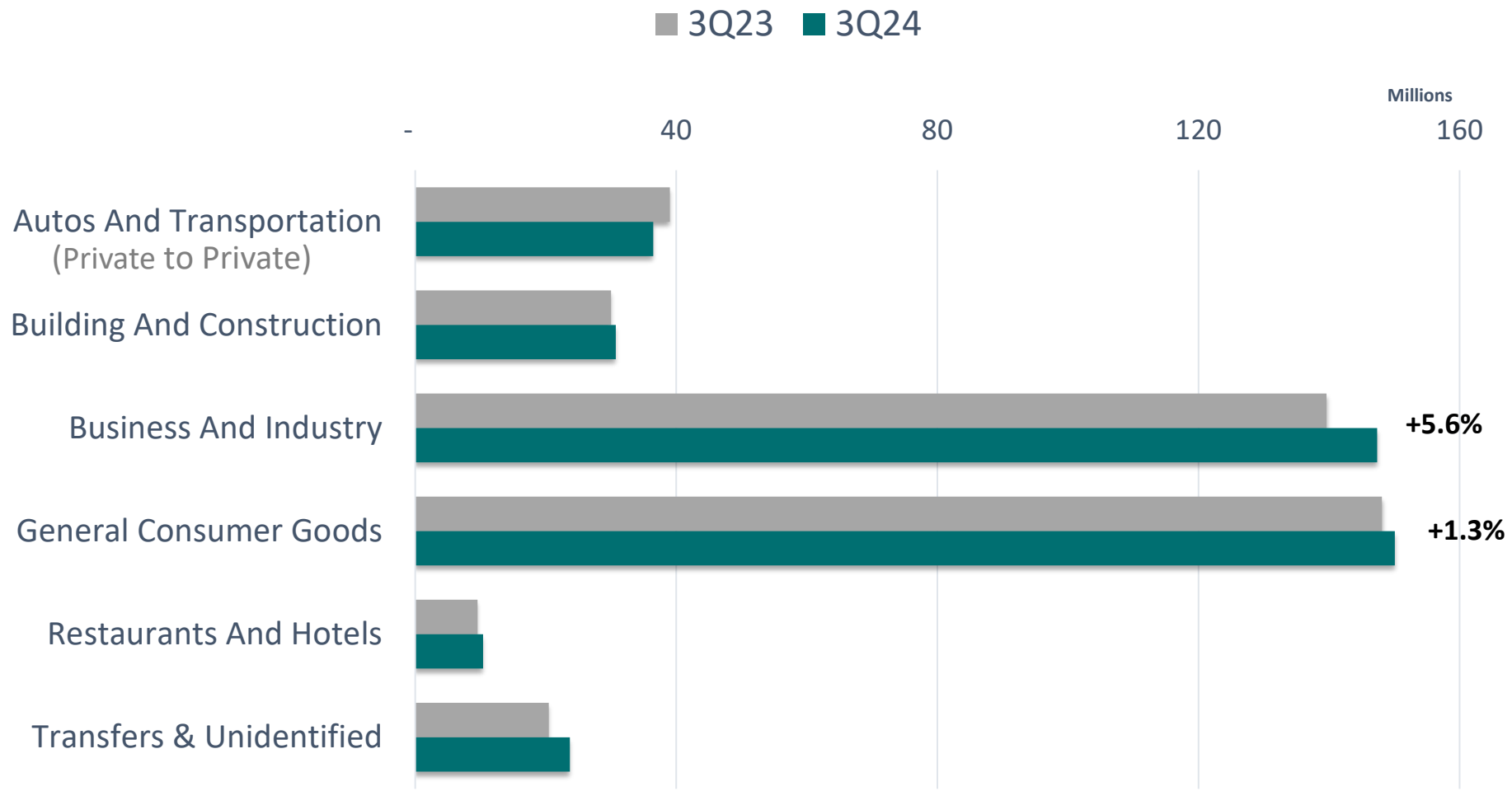

County Pool Trends

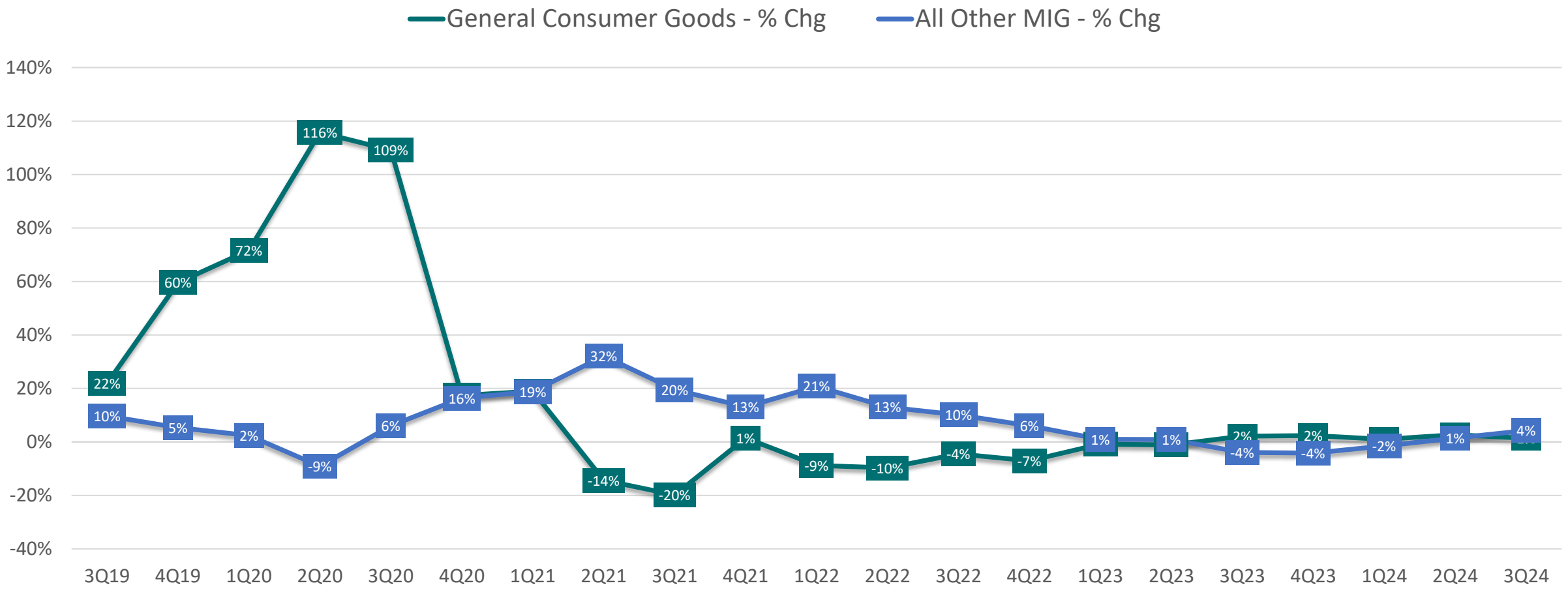

Online Sales Allocations - % of Total

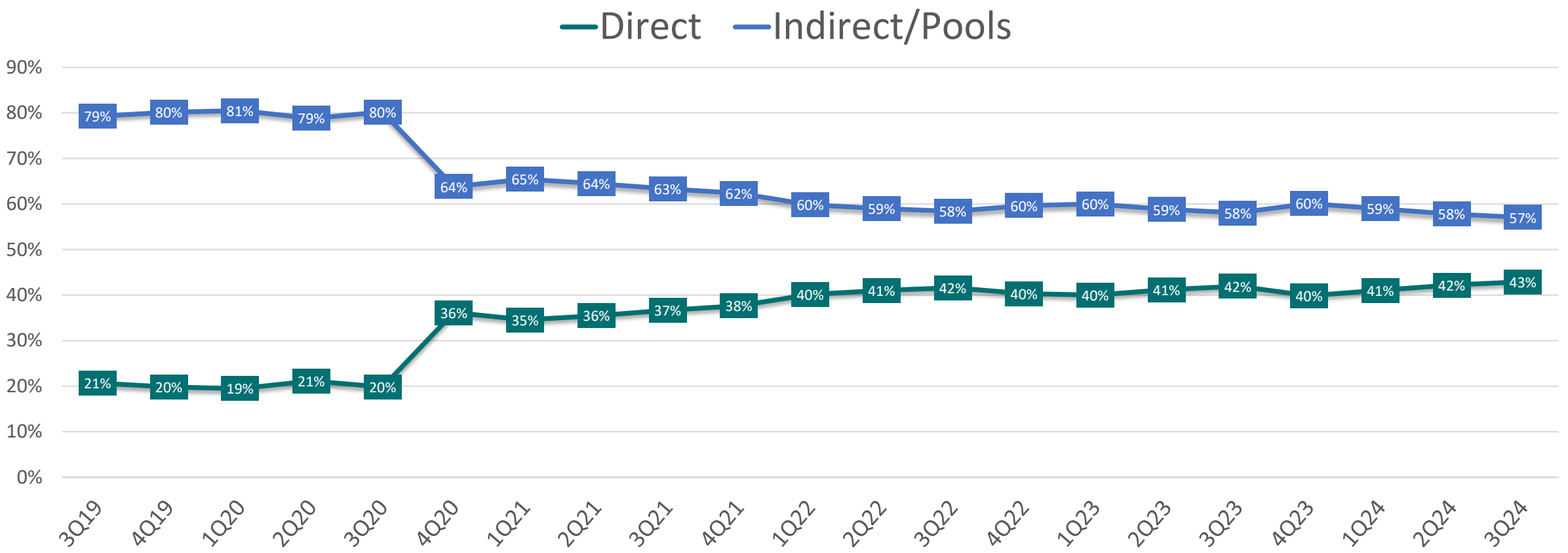

Direct = Local tax allocations from identified fulfillment centers
Indirect = Local tax allocations from General Consumer Goods through the County Pools

County Pools Forecast

	3Q22	4Q22	1Q23	2Q23	3Q23	4Q23	1Q24	2Q24	3Q24	4Q24	1Q25	2Q25	3Q25	4Q25	1Q26	2Q26
% Change YoY	4.4%	0.3%	0.1%	0.5%	-1.7%	-1.4%	-0.7%	2.1%	3.1%	3.0%	3.0%	3.0%	4.0%	4.0%	3.0%	3.0%
Fiscal Year Change	**1.3%**				**-0.5%**				**3.0%**				**3.5%**			

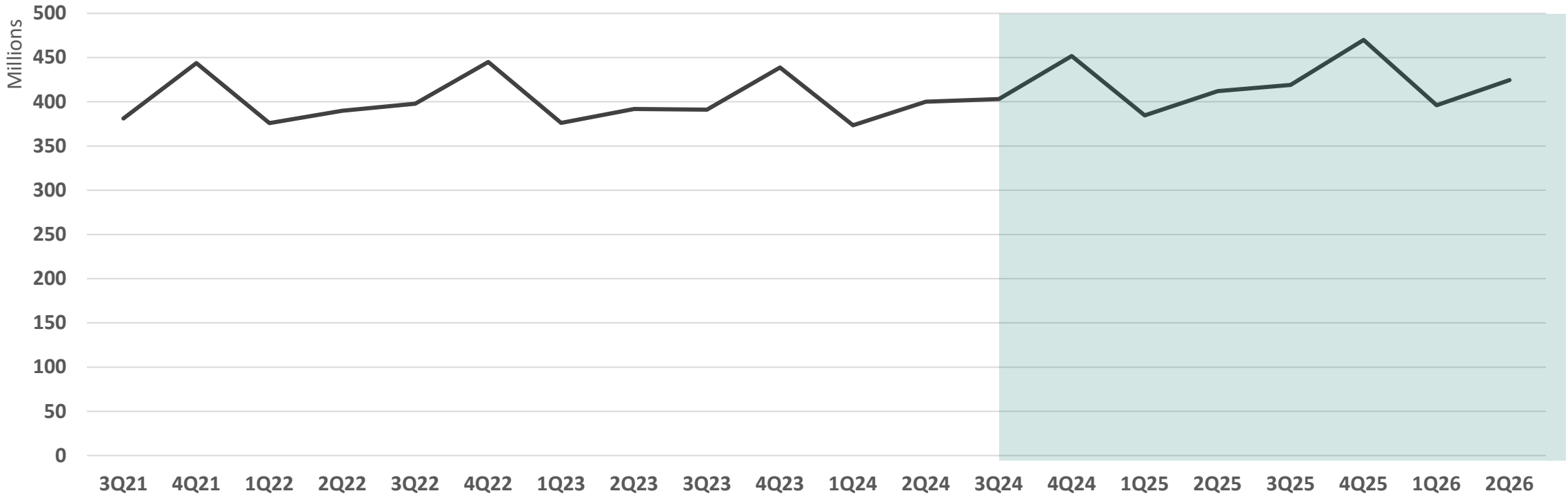

Business & Industry: Fulfillment Centers

Place-of-Sale direct allocations to local agencies

4Q19 – 3Q20: Growth from AB147, marketplace facilitators, pandemic behavior shifts

4Q20 - 3Q21 & 4Q22-3Q23: Shifts of some local tax from indirect to direct reporting

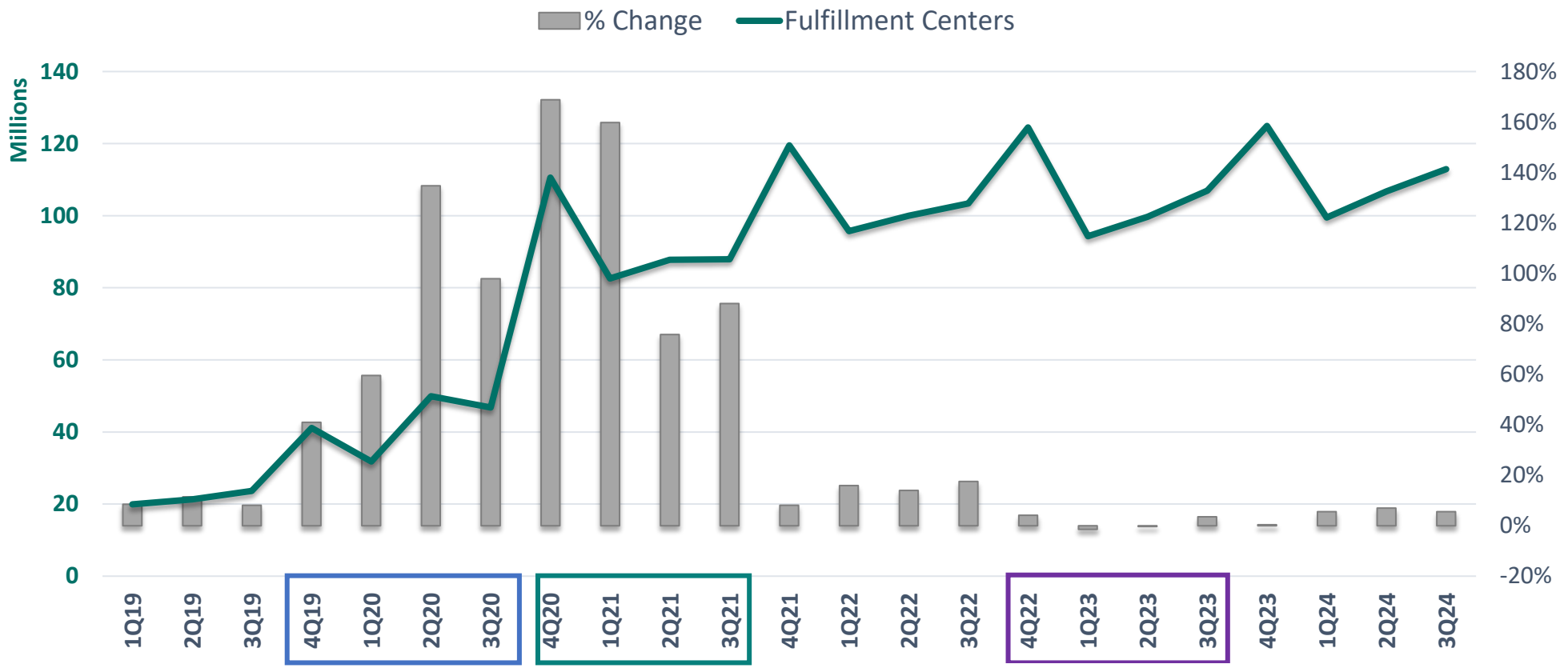

Business & Industry: Top BT's

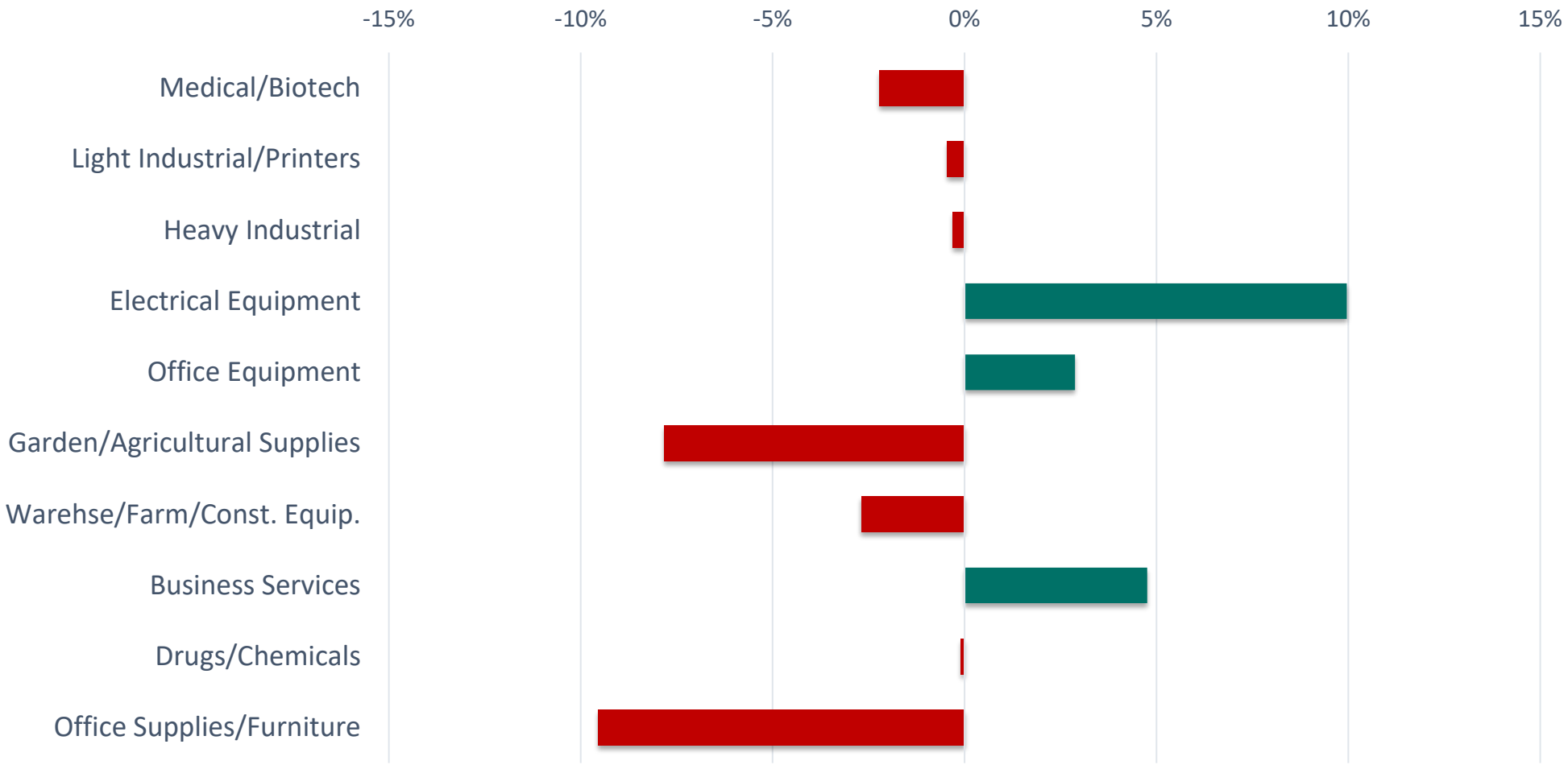

Industry Trends



CA Fulfillment Centers

Accounted for 29% of Business & Industry

Growth

+5.3% in 3Q24



Industry

Manufacturing contracting

Tariff stress is real

Rates hurting capital investment

Inventories improving-orders up



Medical/Biotech outlook

AI drug discovery market developing

R&D in pharma growing

Investment outlet is slow and steady into 2025



Agriculture

Labor: UC Merced Study estimated 50% of farm workers are undocumented

Retaliatory trade practices on US agriculture a potential headwind

Increased AI (ag-tech)

equipment sales slump

Business & Industry Forecast

	3Q22	4Q22	1Q23	2Q23	3Q23	4Q23	1Q24	2Q24	3Q24	4Q24	1Q25	2Q25	3Q25	4Q25	1Q26	2Q26
% Change YoY	11.6%	6.5%	-2.7%	0.2%	0.9%	0.8%	3.7%	1.4%	-0.1%	0.2%	0.2%	-0.1%	1.1%	0.8%	2.6%	2.7%
Fiscal Year Change	**3.8%**				**1.7%**				**0.0%**				**1.8%**			

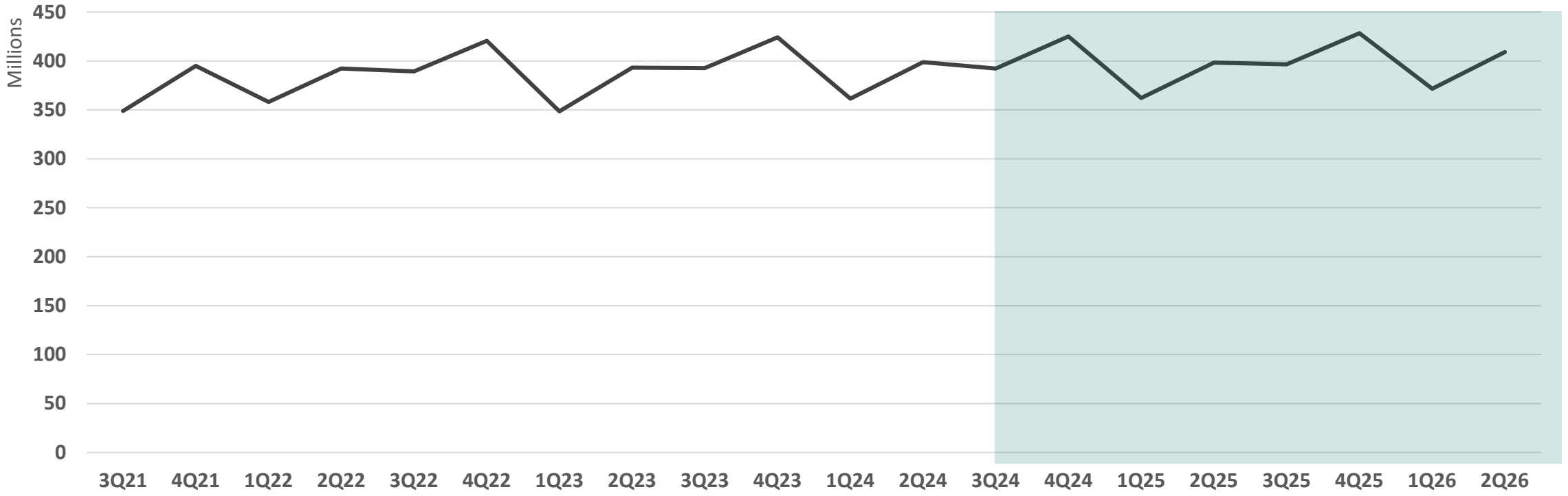

Restaurants & Hotels: Industry Trends

Menu Prices/Foot Traffic

- By June, average price of a fast-food meal in CA rose by **7.5%** (YoY), compared to the national average increase of 3.1%

Consumer behavior

- Value menus/options are making headlines. Diners are also opting for casual dining restaurants as the price between full-service and fast-food narrows.

Visitation

- Visit California forecasts 6% growth in travel spending in 2025. This follows a downwardly revised 2024 projection of 4% to 3% spending growth from domestic and international travel.

AB 1228

										AB 1228	
Restaurant Type	1Q22	2Q22	3Q22	4Q22	1Q23	2Q23	3Q23	4Q23	1Q24	2Q24	3Q24
Quick Service	9.7%	6.2%	5.1%	6.5%	5.9%	4.5%	3.3%	1.0%	2.9%	1.1%	1.0%
Fast-Casual	14.2%	9.7%	8.3%	8.2%	8.5%	5.8%	4.7%	2.5%	3.6%	3.2%	1.8%

Comparing California private fast food restaurant employment to U.S. private fast food restaurant employment, September 2023 – present

	California	U.S.
Sep 2023	570,909	4,610,236
Oct 2023	568,736	4,585,710
Nov 2023	567,292	4,584,906
Dec 2023	566,469	4,597,768
Jan 2024	564,008	4,525,201
Feb 2024	563,744	4,541,245
Mar 2024	564,337	4,591,397
Apr 2024	568,999	4,637,205
May 2024	570,127	4,693,024
Jun 2024	564,743	4,684,563
Sep 23-Jun 24	**-6,166**	**+74,327**
	-1.1%	**+1.6%**

Bureau of Labor Statistics Quarterly Census of Employment and Wages via the Employment Policies Institute

MENU PRICE INFLATION IN APRIL 2024 (VS. PRIOR MONTH)

	California	All Other States
Sonic Drive-In	11.73%	0.27%
Chick-fil-A	11.09%	0.00%
Blaze Pizza	8.14%	0.19%
Arby's	11.77%	4.12%
Raising Cane's	7.22%	0.00%
Chipotle	6.07%	0.00%
Jimmy John's	6.11%	0.14%
Shake Shack	7.43%	2.41%

HdL Companies

Foot Traffic

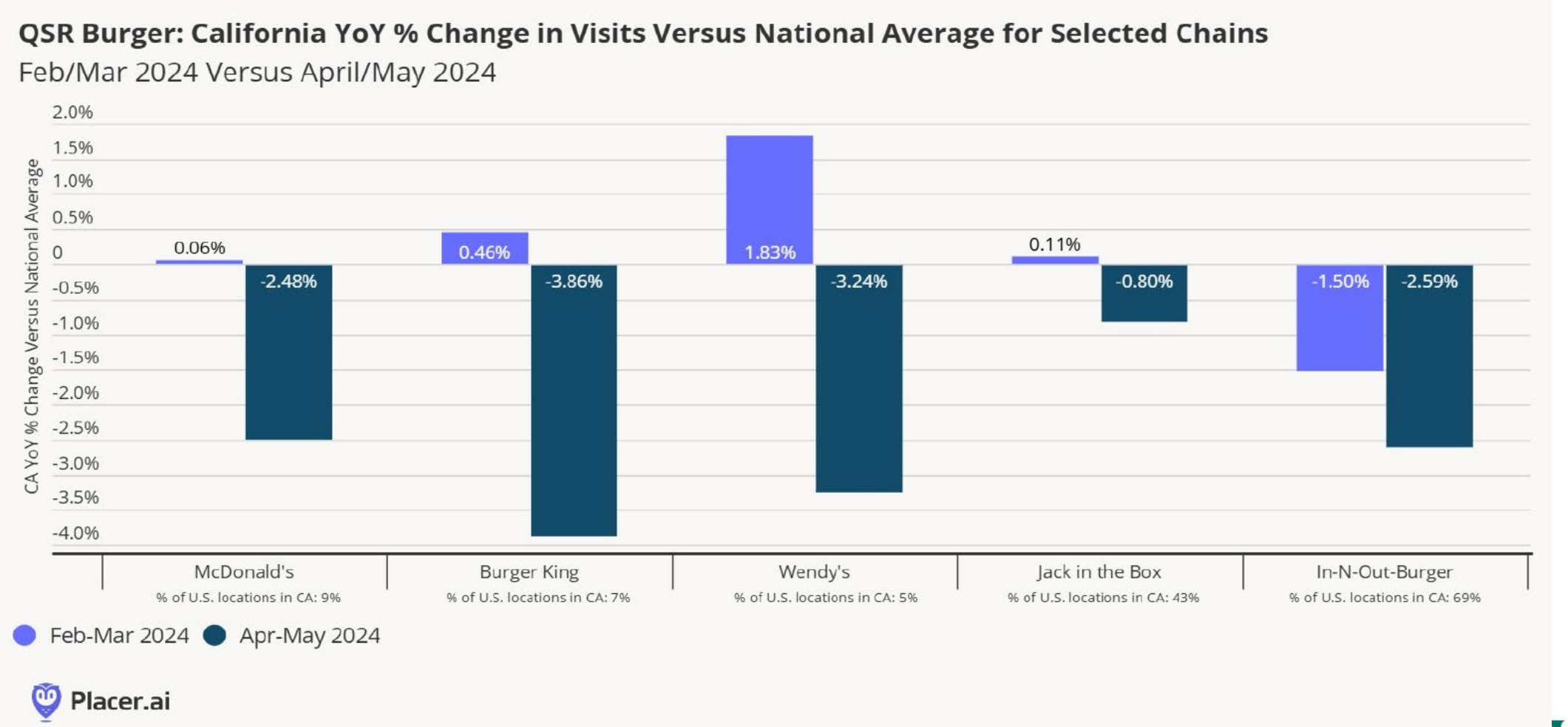

Restaurants & Hotels Forecast

	3Q22	4Q22	1Q23	2Q23	3Q23	4Q23	1Q24	2Q24	3Q24	4Q24	1Q25	2Q25	3Q25	4Q25	1Q26	2Q26
% Change YoY	11.9%	10.1%	10.4%	4.9%	3.7%	2.0%	2.7%	0.8%	0.7%	1.0%	1.0%	2.0%	3.0%	4.0%	4.0%	4.0%
Fiscal Year Change	**9.2%**				**2.2%**				**1.2%**				**3.7%**			

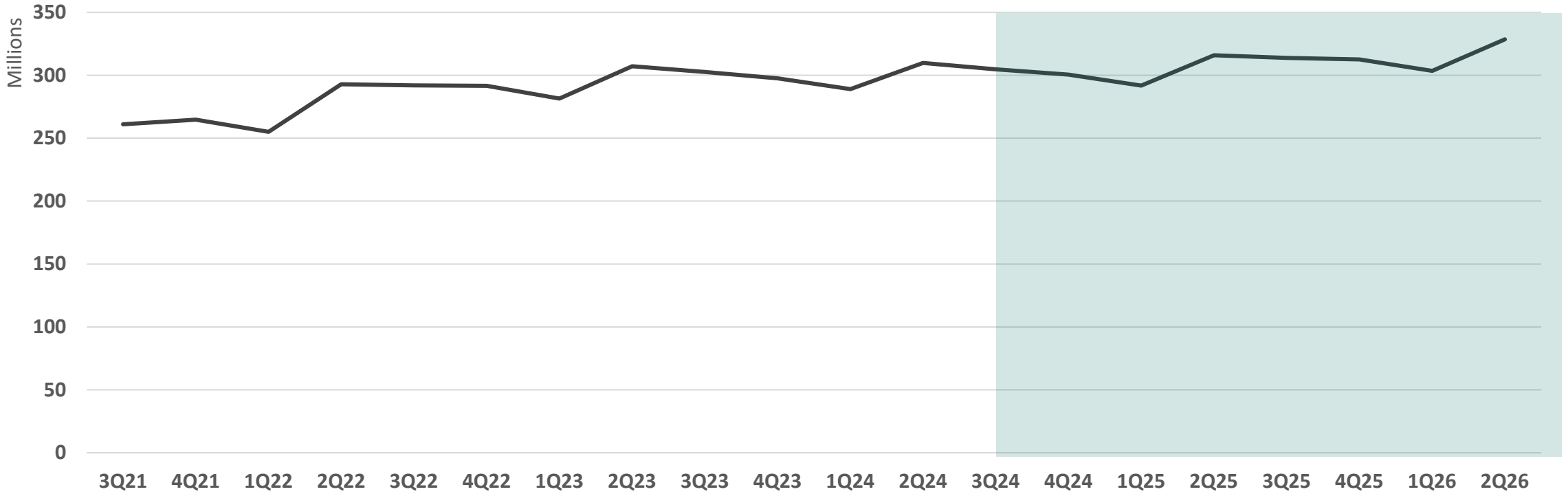

HdL Statewide Trend – Annual Outlook

% Change YoY	17/18	18/19	19/20	20/21	21/22	22/23	23/24	24/25	25/26	26/27	27/28	28/29	29/30
	5.6%	4.6%	-1.9%	11.6%	16.1%	2.1%	-1.3%	-0.8%	2.6%	3.1%	3.3%	3.2%	3.3%

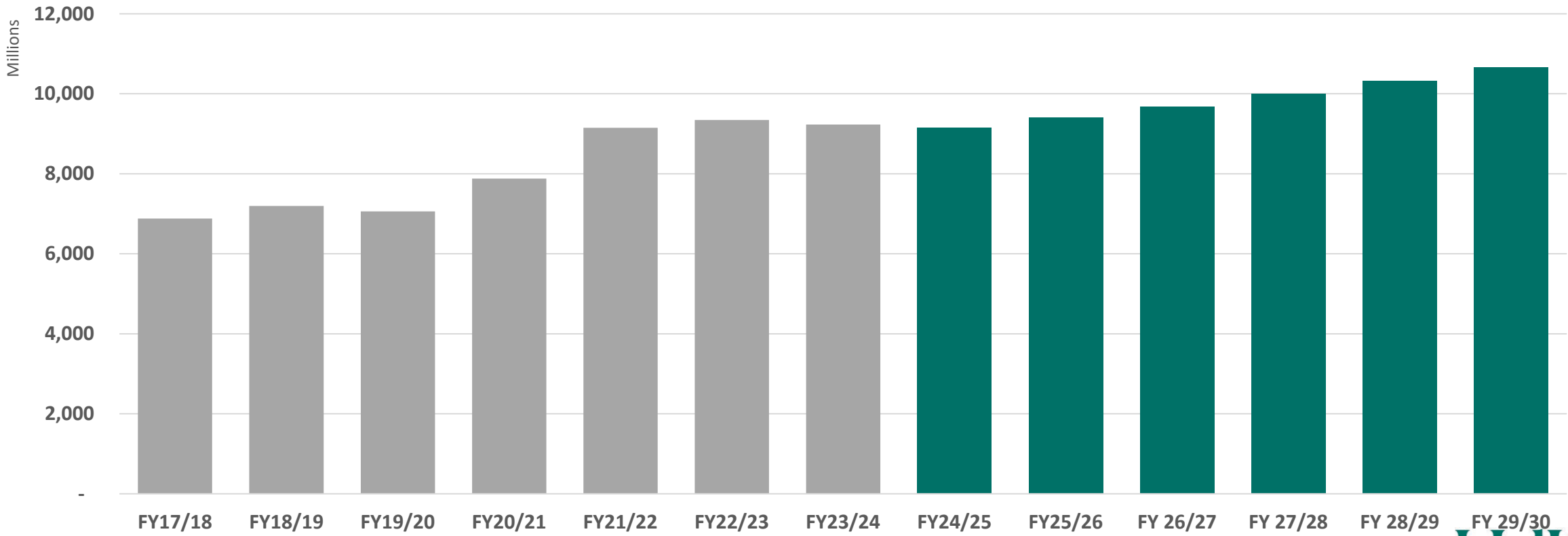

Takeaways

Most agencies won't capture Bradley Burns 1% sales taxes gains until fiscal year 2025-26
Recent interest rate reductions have a token effect on tax growth in the short term; policy changes and other economic factors influence revenue generation
Tax receipts from service stations continue to have strong downward pressure on revenues in the first half of fiscal year 2024-25
Value and deals remain a focus for consumers whether it pertains to spending on food or goods
Ecommerce strength tests endurance of some brick and mortar stores. Retail closures and empty spaces provide a challenge but also opportunity

Tax Sharing Reporting – AB 2854

AB 2854 passed last Legislative Cycle. R & T Code 7213

MORE INFORMATION:

HdL Companies - Understanding California's AB 2854: A Guide for Local Agencies on Compliance and Reporting

- Requires local agencies to annually provide specified information to CDTFA relating to each agreement resulting in the direct or indirect payment, transfer, diversion, or rebate of Bradley-Burns local tax revenues (sales tax sharing agreement(s)).
- Additionally, agencies are required to publish this information on their internet website
- Penalties for enforcement
- *CDTFA still working out details on process, forms*

Subscribe & Stay Informed!

We deliver legislative updates, economic forecasts, industry headlines, and more straight to your inbox.



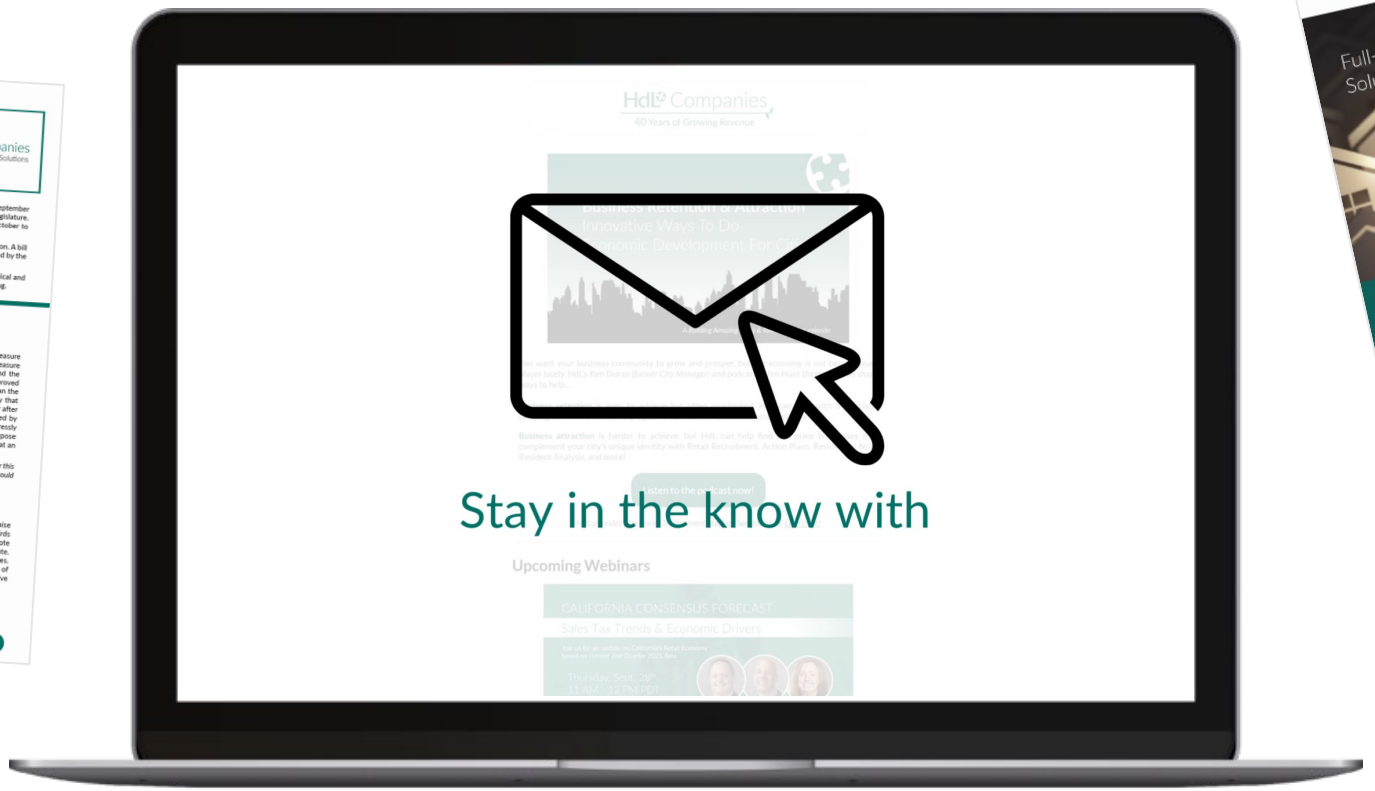



HdL Companies

Q & A

HdL Companies

Ken Nordhoff
knordhoff@hdlcompanies.com

Ken Brown
kbrown@hdlcompanies.com

Tracy Vesely
tvesely@hdlcompanies.com

888.861.0220
www.hdlcompanies.com
Brea | Fresno

HdL Companies

Thank you!

RESOLUTION NO. R-2025-06

A RESOLUTION OF THE CITY COUNCIL OF THE CITY OF PLACENTIA, CALIFORNIA AUTHORIZING A BUDGET AMENDMENT IN FISCAL YEAR 2024-25 IN COMPLIANCE WITH CITY CHARTER OF THE CITY OF PLACENTIA SECTION 1206 PERTAINING TO APPROPRIATIONS FOR ACTUAL EXPENDITURES

A. Recitals.

(i). The adopted budget for the 2024-25 Fiscal Year sets out estimated appropriations for City expenses throughout the year.

(ii). From time to time the adopted budget must be adjusted when precise expenditures are finally determined or when estimated expenditures exceed projected costs allocated.

(iii). City Charter of the City of Placentia § 1206 authorizes the City Council to amend or supplement the budget by motion adopted by the affirmative votes of at least three members so as to authorize the transfer of unused balances appropriated for one purpose to another purpose, or to appropriate available revenues not included in the budget. All other legal prerequisites to the adoption of this Resolution have occurred.

(iv). The City Council desires to amend said Position Allocation Plan and Compensation Plan in accordance with the provisions of the Fiscal Year 2024-25 Budget, effective July 1, 2024.

(v). The City Council desires to create the job classification of Building Supervisor.

B. Resolution.

NOW, THEREFORE, THE CITY COUNCIL OF THE CITY OF PLACENTIA DOES HEREBY FIND, DETERMINE AND RESOLVE AS FOLLOWS:

1. In all respects as set forth in the Recitals, Part A., of this Resolution.

2. The adopted budget for Fiscal Year 2024-25, Resolution No. R-2024-38, is hereby amended to reflect the following changes to the appropriations in the Account(s) specified:

Fund	Description	Department	GL Account	Amount	Type
See Exhibit A					

4. The Mayor shall sign this resolution, and the City Clerk shall attest and certify to the passage and adoption thereof.

PASSED, ADOPTED AND APPROVED THIS 18th DAY OF FEBRUARY 2025.

_____
Kevn Kirwin, Mayor

ATTEST:

_____
Robert S. McKinnell, City Clerk

STATE OF CALIFORNIACOUNTY OF ORANGE

I, Robert S. McKinnell, City Clerk of the City of Placentia, do hereby certify that the foregoing resolution was adopted at a regular meeting of the City Council of the City of Placentia held on the 18th day of February 2025 by the following vote:

AYES: Councilmembers:
NOES: Councilmembers:
ABSENT: Councilmembers:
ABSTAIN: Councilmembers:

_____
Robert S. McKinnell, City Clerk

APPROVED AS TO FORM:

_____
Christian Bettenhausen, City Attorney

FY24-25 Midyear Budget Adjustments

Budget Division	Fund Description	Object Description	Midyear
General Fund/General Revenues	General Fund (0010)	Utility User Tax	300,000.00
General Fund/General Revenues	General Fund (0010)	General Sales & Use Taxes	(75,000.00)
General Fund/General Revenues	General Fund (0010)	Franchise Taxes	200,000.00
Traffic	General Fund (0010)	Bicycle Licenses	3.00
Building & Safety	General Fund (0010)	Plumbing Permits	20,000.00
Community Risk Reduction	General Fund (0010)	Fire Plan Check/Permit	20,000.00
Building & Safety	General Fund (0010)	Electrical Permits	75,000.00
Building & Safety	General Fund (0010)	Heat/Ventilation Air Cond	100,000.00
General Fund/General Revenues	General Fund (0010)	Federal Grants	57,758.26
Police Administration	General Fund (0010)	Federal Grants	10,920.00
Police Field Services	General Fund (0010)	Federal Grants	3,599.71
Planning	General Fund (0010)	Planning Division Fees	14,500.00
General Fund/General Revenues	General Fund (0010)	Developmt Impact Fee Admin Chg	30,000.00
Police Support Services	General Fund (0010)	Special Police Services	6,433.61
Traffic	General Fund (0010)	Special Police Services	10,000.00
Traffic	General Fund (0010)	DUI Vehicle Release Fee	25,060.00
Comm Svc/Recreation Svc	General Fund (0010)	Recreation Programs	(10,000.00)
Summer Programs	General Fund (0010)	Recreation Programs	(36,000.00)
Economic Development/Marketin	General Fund (0010)	Special Events	2,100.00
Comm Svc/Recreation Svc	General Fund (0010)	Special Events	500.00
Tamale Festival	General Fund (0010)	Special Events	(30,000.00)
Community Special Events	General Fund (0010)	Special Events	29,610.00
Tamale Festival	General Fund (0010)	Festival Revenue	(15,000.00)
Comm Svc/Recreation Svc	General Fund (0010)	Facility Rental	(15,000.00)
Gen Fund Public Works Revenue	General Fund (0010)	Other Charges for Service	175.00
Traffic	General Fund (0010)	City Ord Fines (Parking)	75,000.00
Code Enforcement	General Fund (0010)	Administrative Citations	15,000.00
Police Administration	General Fund (0010)	Donations & Contributions	6,215.38
Police Investigation	General Fund (0010)	Donations & Contributions	200.00
Comm Svc/Recreation Svc	General Fund (0010)	Donations & Contributions	(5,000.00)
Neighborhood Services	General Fund (0010)	Donations & Contributions	5,000.00
Senior Services	General Fund (0010)	Donations & Contributions	1,000.00
Public Safety Communications	General Fund (0010)	Reimbursements/Other Revenue	5,000.00
Police Administration	General Fund (0010)	Reimbursements/Other Revenue	86.16
Police Support Services	General Fund (0010)	Reimbursements/Other Revenue	74.00
Public Works Tranportation	General Fund (0010)	Reimbursements/Other Revenue	2,080.00
Maint Svcs Fleet Operations	General Fund (0010)	Reimbursements/Other Revenue	385.47
General Government	General Fund (0010)	Reimbursements/Other Revenue	1,832.66
General Fund/General Revenues	General Fund (0010)	Cell Tower Lease Revenue	20,000.00
General Fund/General Revenues	General Fund (0010)	Restitution Revenue	90,120.81
Fire Operations	General Fund (0010)	Reimbursement - Strike Team	216,417.79
General Fund/General Revenues	General Fund (0010)	Transfer In From SLESF	10,000.00
		Total General Fund Midyear Revenues	**1,168,071.85**

FY24-25 Midyear Budget Adjustments

Budget Division	Fund Description	Object Description	Midyear
Legal Services	General Fund (0010)	Special Investigations	100,000.00
Administrative Services Admin	General Fund (0010)	Alternative H&W Payout	6,725.20
City Administrator	General Fund (0010)	Salaries/Full-Time Regular	350,000.00
City Administrator	General Fund (0010)	Salaries/Part-Time	138,038.40
City Administrator	General Fund (0010)	Alternative H&W Payout	21,537.40
City Administrator	General Fund (0010)	Leave Buyback	(27,200.00)
Human Resources	General Fund (0010)	Alternative H&W Payout	(1,800.00)
Human Resources	General Fund (0010)	Advertising/Promotional	8,000.00
Disaster Preparedness	General Fund (0010)	Alternative H&W Payout	(50.00)
Public Safety Communications	General Fund (0010)	Alternative H&W Payout	(4,250.00)
Public Safety Communications	General Fund (0010)	Staff Training	5,000.00
Information Technology	General Fund (0010)	Alternative H&W Payout	(2,050.00)
Information Technology	General Fund (0010)	Professional Services	30,500.00
Economic Development/Marketin	General Fund (0010)	Alternative H&W Payout	(1,550.00)
Finance Administration	General Fund (0010)	Alternative H&W Payout	1,150.00
Development Services Admin	General Fund (0010)	Alternative H&W Payout	1,500.00
Planning	General Fund (0010)	Alternative H&W Payout	(3,500.00)
Building & Safety	General Fund (0010)	Alternative H&W Payout	(2,050.00)
Building & Safety	General Fund (0010)	Dept. Contract Services	158,000.00
Code Enforcement	General Fund (0010)	Alternative H&W Payout	(1,000.00)
Police Administration	General Fund (0010)	Overtime	15,000.00
Police Administration	General Fund (0010)	Alternative H&W Payout	(4,000.00)
Police Field Services	General Fund (0010)	Alternative H&W Payout	1,223.04
Police Field Services	General Fund (0010)	Staff Training	20,000.00
Police Field Services	General Fund (0010)	Uniforms	25,000.00
Police Investigation	General Fund (0010)	Overtime	38,000.00
Police Investigation	General Fund (0010)	Alternative H&W Payout	(1,500.00)
Police Support Services	General Fund (0010)	Jail Supplies	10,000.00
Traffic	General Fund (0010)	Alternative H&W Payout	(2,000.00)
Fire Administration	General Fund (0010)	Alternative H&W Payout	(1,050.00)
Fire Administration	General Fund (0010)	Special Department Expenses	3,000.00
Fire Operations	General Fund (0010)	Overtime	216,417.79
Fire Operations	General Fund (0010)	Alternative H&W Payout	(6,300.00)
Fire Operations	General Fund (0010)	Vehicle Repair & Maintenance	50,000.00
Community Risk Reduction	General Fund (0010)	Alternative H&W Payout	(2,500.00)
Public Works Administration	General Fund (0010)	Alternative H&W Payout	350.00
Public Works Administration	General Fund (0010)	Printing & Binding	5,000.00
Public Works Engineering	General Fund (0010)	Alternative H&W Payout	2,100.00
Public Works Tranportation	General Fund (0010)	Alternative H&W Payout	(1,050.00)
Maintenance Services Admin	General Fund (0010)	Alternative H&W Payout	(1,150.00)
Maint Svcs Street Maint	General Fund (0010)	Salaries/Part-Time	50,000.00
Maint Svcs Street Maint	General Fund (0010)	Alternative H&W Payout	(600.00)
Maint Svcs Facilities Maint	General Fund (0010)	Salaries/Part-Time	30,000.00
Maint Svcs Facilities Maint	General Fund (0010)	Alternative H&W Payout	(250.00)
Maint Svcs Facilities Maint	General Fund (0010)	Repair & Maint/Facilities	50,545.00
Maint Svcs Facilities Maint	General Fund (0010)	Dept. Contract Services	144,413.00
Park Maintenance	General Fund (0010)	Alternative H&W Payout	(1,050.00)
Comm Svc Administration	General Fund (0010)	Alternative H&W Payout	350.00
Comm Svc/Recreation Svc	General Fund (0010)	Alternative H&W Payout	(2,050.00)
Neighborhood Services	General Fund (0010)	Alternative H&W Payout	(1,050.00)
General Government	General Fund (0010)	Leave Accrual Payout	310,500.00
General Government	General Fund (0010)	Salary Savings	(145,500.00)
General Government	General Fund (0010)	Electricity	100,000.00
General Government	General Fund (0010)	Water	200,000.00
		Total General Fund Expenditures	**1,878,849.83**

FY24-25 Midyear Budget Adjustments

Budget Division	Fund Description	Object Description	Midyear
State Gas Tax Fund/Revenue	State Gas Tax (0017)	State Gas Tax (2103)	17,023.00
State Gas Tax Fund/Revenue	State Gas Tax (0017)	State Gas Tax (2105)	3,907.00
State Gas Tax Fund/Revenue	State Gas Tax (0017)	State Gas Tax (2106)	3,442.00
State Gas Tax Fund/Revenue	State Gas Tax (0017)	State Gas Tax (2107)	4,620.00
NOC-Pub Sfty Gt-Police	NOC-Public Safety Grant(0061)	State Grants	239,000.00
Suppl Law Enforc Fund	Suppl Law Enfrcmnt (0022)	State Grants	10,000.00
Public Safety Grants	Misc Grants Fund (0050)	State Grants	32,295.80
National Opioids Settlment	Opiods Settlement Fund (0091)	Other Intergovernmental Rev	174,387.26
CW Park Rec Impact Fee	Parks & Rec Impact Fees (0063)	Development Impact Fees	247,695.43
Citywide Sewer Impact Fee	Citywide Sewer ImpactFee(0064)	Development Impact Fees	122,217.48
CW Traffic Impact Fee	City Traffic Impct Fees (0065)	Development Impact Fees	151,427.55
CW Stormdr Impact Fee	CW Stormdr Impact Fee (0066)	Development Impact Fees	7,607.06
CW Pub Sft Impact Fee	City Pub Sfty Impct Fee (0067)	Development Impact Fees	91,205.96
CW Quimby In Lieu Prg	City Quimby In Lieu Fee (0069)	Development Impact Fees	371,061.11
CW AfordHouse Impact Fee	CW Aford House ImpactFee(0068)	Development Impact Fees	549,792.78
Fire Impact Fee	Fire Impact Fee (0089)	Development Impact Fees	21,901.80
Animal Shelter Impact Fee	Animal Shelter ImpactFee(0090)	Development Impact Fees	491.40
		Total Special Funds Revenue	**2,048,075.63**

Budget Division	Fund Description	Object Description	Midyear
Risk Mgt/Workers' Comp	Risk Management (0040)	Reimbursements/Other Revenue	125,085.90
		Total Internal Service Fund Revenue	**125,085.90**

Budget Division	Fund Description	Object Description	Midyear
NOC-Pub Sfty Gt-Police	NOC-Public Safety Grant(0061)	Salaries/Full-Time Regular	239,000.00
Navigation Center CS	Placentia Reg Nav Cent(0078)	Alternative H&W Payout	(800.00)
Landscape Maint District	Landscape Maintenance (0029)	Alternative H&W Payout	(600.00)
Public Safety Grants	Misc Grants Fund (0050)	Special Department Expenses	9,390.27
Landscape Maint District	Landscape Maintenance (0029)	Water	120,000.00
Measure M - Comm Svc	Measure M (0018)	Community Programs	129,220.84
CEQA Updates	Gen Plan Update Fees (0074)	Infrastructure - Major Studies	50,000.00
Housing Element Update 2025	Gen Plan Update Fees (0074)	Infrastructure - Major Studies	100,000.00
2020A LRB Bond	Public Financing Autho(0082)	Interfund Transfers Out	3,367,020.26
Suppl Law Enforc Fund	Suppl Law Enfrcmnt (0022)	Transfer Out to GF	10,000.00
		Total Special Revenue Funds Expenditures	**4,023,231.37**

Budget Division	Fund Description	Object Description	Midyear
Capital Projects Engineering	City Capital Projects (0033)	Alternative H&W Payout	(2,700.00)
		Total Capital Project Fund Expenditures	**(2,700.00)**

Budget Division	Fund Description	Object Description	Midyear
Envrn Svcs Swr Maint Fnd-Swrs	Sewer Maintenance (0048)	Alternative H&W Payout	(2,100.00)
Environmental Svcs Sewer Maint	Sewer Maintenance (0048)	Alternative H&W Payout	(1,300.00)
Environmental Svcs Refuse Mgt	Refuse Administration (0037)	Alternative H&W Payout	(1,300.00)
		Total Enterprise Funds Expenditures	**(4,700.00)**

Budget Division	Fund Description	Object Description	Midyear
Risk Management Fund Revenue	Risk Management (0040)	Alternative H&W Payout	(50.00)
Risk Mgt/Workers' Comp	Risk Management (0040)	Workers' Comp Premiums	30,736.30
Risk Mgt/Liability	Risk Management (0040)	Liability Insurance Premiums	115,000.00
		Total Internal Service Funds Expenditures	**145,686.30**

CITY OF PLACENTIA
POSITION ALLOCATION PLAN
FISCAL YEAR 2024-25

	Amended 23-24	Adopted 24-25	Amended 24-25	Midyear 24-25
ELECTED				
MAYOR	1	1	1	1
CITY COUNCIL	4	4	4	4
CITY CLERK	1	1	1	1
CITY TREASURER	1	1	1	1
TOTALS	**7**	**7**	**7**	**7**

	Amended 23-24	Adopted 24-25	Amended 24-25	Midyear 24-25
APPOINTED (DOES NOT INCLUDE ALTERNATES)				
CITIZENS' OVERSIGHT COMMITTEE	3	3	3	3
FINANCIAL AUDIT OVERSIGHT COMMITTEE	5	5	5	5
HERITAGE COMMITTEE	8	8	8	8
HISTORICAL COMMITTEE	9	9	9	9
PARKS ARTS AND RECREATION COMMISSION (PARC)	5	5	5	5
PLANNING COMMISSION	7	7	7	7
SENIOR ADVISORY COMMITTEE	7	7	7	7
SENIOR/COMMUNITY CENTER BLUE RIBBON COMMITTEE	9	9	9	9
STREETSCAPE AND TRANSPORTATION ADVISORY COMMISSION	6	6	6	6
VETERANS ADVISORY COMMITTEE	10	10	10	10
TOTALS	**69**	**69**	**69**	**69**

	Amended 23-24	Adopted 24-25	Amended 24-25	Midyear 24-25
CITY ADMINISTRATOR				
ASSISTANT TO THE CA/ECONOMIC DEVELOPMENT MANAGER	0	0	0	0
CITY ADMINISTRATOR	1	1	1	1
COMMUNICATIONS & MARKETING MANAGER	1	1	1	1
DIGITAL MEDIA ANALYST	1	1	1	1
EXECUTIVE ADMINISTRATIVE ASSISTANT TO THE CA	1	1	1	1
SENIOR MANAGEMENT ANALYST	1	1	1	1
TOTALS	**5**	**5**	**5**	**5**

	Amended 23-24	Adopted 24-25	Amended 24-25	Midyear 24-25
ADMINISTRATIVE SERVICES				
ADMINISTRATIVE ASSISTANT	1	1	1	1
ADMINISTRATIVE SPECIALIST	1	1	1	1
DEPUTY CITY ADMINISTRATOR	1	1	1	1
DEPUTY CITY CLERK	1	1	1	1
DEPUTY DIRECTOR OF ADMINISTRATIVE SERVICES	1	1	1	1
DIRECTOR OF HUMAN RESOURCES	1	1	1	1
HUMAN RESOURCES ANALYST	1	1	1	1

CITY OF PLACENTIA
POSITION ALLOCATION PLAN
FISCAL YEAR 2024-25

	Amended 23-24	Adopted 24-25	Amended 24-25	Midyear 24-25
ADMINISTRATIVE SERVICES (CONTINUED)				
HUMAN RESOURCES OFFICE CLERK	1	1	1	1
INFORMATION TECHNOLOGY MANAGER	1	1	1	1
INFORMATION TECHNOLOGY SPECIALIST	1	1	1	1
INFORMATION TECHNOLOGY TECHNICIAN	1	1	1	1
PUBLIC SAFETY COMMUNICATIONS MANAGER	1	1	1	1
PUBLIC SAFETY COMMUNICATIONS SUPERVISOR	3	3	3	3
PUBLIC SAFETY DISPATCHER (1 OVERHIRE)	13	13	13	13
RISK MANAGER	1	1	1	1
SENIOR HUMAN RESOURCES ANALYST	1	1	1	1
SENIOR HUMAN RESOURCES TECHNICIAN	1	1	1	1
SENIOR MANAGEMENT ANALYST	1	1	1	1
TOTALS	**32**	**32**	**32**	**32**

	Amended 23-24	Adopted 24-25	Amended 24-25	Midyear 24-25
FINANCE				
ACCOUNT CLERK	0	0	0	0
ACCOUNTING TECHNICIAN	4	4	4	4
DIRECTOR OF FINANCE	1	1	1	1
FINANCE MANAGER	1	1	1	1
SENIOR ACCOUNTANT	1	1	1	1
SENIOR ACCOUNTING TECHNICIAN	1	1	1	1
SENIOR FINANCIAL ANALYST	1	1	1	1
TOTALS	**9**	**9**	**9**	**9**

	Amended 23-24	Adopted 24-25	Amended 24-25	Midyear 24-25
DEVELOPMENT SERVICES				
ADMINISTRATIVE ASSISTANT	1	1	1	1
ASSISTANT TO THE CA/ECONOMIC DEVELOPMENT MANAGER	0	0	0	0
ASSOCIATE PLANNER	1	1	1	1
BUILDING INSPECTOR	1	1	1	1
BUILDING PERMIT TECHNICIAN	2	2	2	2
BUILDING SUPERVISIOR	0	0	0	1
CODE ENFORCEMENT OFFICER	1	1	1	1
CODE ENFORCEMENT SUPERVISOR	1	1	1	1
DIGITAL MEDIA ANALYST	0	0	0	0
DIRECTOR OF DEVELOPMENT SERVICES	1	1	1	1
GIS TECHNICIAN	1	1	1	1
MANAGEMENT ANALYST	0	0	0	0
PLANNING MANAGER	1	1	1	1
PLANNING TECHNICIAN	1	1	1	1
PLANS EXAMINER	1	1	1	0
SENIOR PLANNER	0	0	0	0
SR. CODE ENFORCEMENT OFFICER	0	0	0	0
TOTALS	**12**	**12**	**12**	**12**

CITY OF PLACENTIA
POSITION ALLOCATION PLAN
FISCAL YEAR 2024-25

	Amended 23-24	Adopted 24-25	Amended 24-25	Midyear 24-25
PUBLIC SAFETY - POLICE				
CAPTAIN	2	2	2	2
CHIEF OF POLICE	1	1	1	1
COMMUNITY SERVICES OFFICER	2	2	2	2
CRIME ANALYST	1	1	1	1
IT SERGEANT	1	1	1	1
LIEUTENANT	3	3	3	3
MANAGEMENT ANALYST	1	1	1	1
OFFICE SPECIALIST - RECORDS	3	3	3	3
PARKING CONTROL OFFICER	2	2	2	2
POLICE ACADEMY TRAINEE	1	1	1	1
POLICE CIVILIAN INVESTIGATOR	3	3	3	3
POLICE OFFICER (3 OVERHIRE)	39	39	39	39
POLICE SERVICES OFFICER	2	2	2	2
POLICE SERVICES SUPERVISOR	3	3	3	3
PROPERTY TECHNICIAN	1	1	1	1
SERGEANT	10	10	10	10
SR. ADMINISTRATIVE ASSISTANT	1	1	1	1
SR. MANAGEMENT ANALYST	0	0	0	0
TOTALS	**76**	**76**	**76**	**76**

	Amended 23-24	Adopted 24-25	Amended 24-25	Midyear 24-25
FIRE & LIFE SAFETY				
ADMINISTRATIVE ASSISTANT	1	1	1	1
BATTALION CHIEF	3	3	3	3
DEPUTY FIRE CHIEF	1	1	1	1
FIRE CAPTAIN	6	6	6	6
FIRE CHIEF	1	1	1	1
FIRE ENGINEER	6	6	6	6
FIRE MARSHAL	1	1	1	1
FIRE PREVENTION SPECIALIST	1	1	1	1
FIREFIGHTER	9	9	9	9
OFFICE ASSISTANT	0	0	0	0
PATROL ENGINEER	0	0	0	0
SENIOR MANAGEMENT ANALYST	1	1	1	1
TRAINING OFFICER	0	0	0	0
TOTALS	**30**	**30**	**30**	**30**

CITY OF PLACENTIA
POSITION ALLOCATION PLAN
FISCAL YEAR 2024-25

	Amended 23-24	Adopted 24-25	Amended 24-25	Midyear 24-25
PUBLIC WORKS				
ADMINISTRATIVE ASSISTANT	1	1	1	1
ASSOCIATE CIVIL ENGINEER (SEWER)	1	1	1	1
CITY ENGINEER	1	1	1	1
CUSTODIAN	1	1	1	1
DEPUTY CITY ADMINISTRATOR	1	1	1	1
ENGINEERING AIDE	1	1	1	1
ENVIRONMENTAL SERVICES COORDINATOR	1	1	1	1
FACILITY MAINTENANCE TECHNICIAN	2	2	2	2
MAINTENANCE WORKER	8	8	8	8
MANAGEMENT ASSISTANT	1	1	1	1
MECHANIC	2	2	2	2
PUBLIC WORKS INSPECTOR	1	1	1	1
PUBLIC WORKS MANAGER	1	1	1	1
PUBLIC WORKS SUPERINTENDENT	1	1	1	1
PUBLIC WORKS SUPERVISOR	2	2	2	2
SENIOR CIVIL ENGINEER	1	1	1	1
SENIOR CUSTODIAN	1	1	1	1
SENIOR MANAGEMENT ANALYST	1	1	1	1
TRANSPORTATION MANAGER	1	1	1	1
TOTALS	**29**	**29**	**29**	**29**

	Amended 23-24	Adopted 24-25	Amended 24-25	Midyear 24-25
COMMUNITY SERVICES				
ADMINISTRATIVE ASSISTANT	1	1	1	1
COMMUNITY SERVICES COORDINATOR	4	4	4	4
COMMUNITY SERVICES SUPERVISOR	0	0	0	3
DEPUTY DIRECTOR OF COMMUNITY SERVICES	1	1	1	0
DIRECTOR OF COMMUNITY SERVICES	1	1	1	1
FACILITY MAINTENANCE TECHNICIAN	3	3	3	3
MAINTENANCE WORKER	0	0	0	0
MANAGEMENT ANALYST	1	1	1	0
OFFICE ASSISTANT	0	0	0	0
TOTALS	**11**	**11**	**11**	**12**

SUMMARY				
FULL-TIME FUNDED PERSONNEL	200	200	200	201
UNFUNDED OVERHIRES	4	4	4	4
ELECTED & APPOINTED PERSONNEL	76	76	76	76
GRAND TOTAL	280	280	280	281

*Overhires are not funded

Master Salary Schedule
Job Class and Annual Salary Schedule
Effective February 18, 2025

	A			B			C			D			E		
	STEP A			STEP B			STEP C			STEP D			STEP E		
JOB CLASS	Hr.	Monthly	Annual	Hr.	Monthly	Annual	Hr.	Monthly	Annual	Hr.	Monthly	Annual	Hr.	Monthly	Annual
ACCOUNT CLERK	21.69	3,759.60	45,115.20	22.86	3,962.40	47,548.80	24.09	4,175.60	50,107.20	25.39	4,400.93	52,811.20	26.77	4,640.13	55,681.60
ACCOUNTANT	36.20	6,274.67	75,296.00	38.01	6,588.40	79,060.80	39.91	6,917.73	83,012.80	41.91	7,264.40	87,172.80	44.00	7,626.67	91,520.00
ACCOUNTING TECHNICIAN	25.48	4,416.53	52,998.40	26.85	4,654.00	55,848.00	28.30	4,905.33	58,864.00	29.84	5,172.27	62,067.20	31.44	5,449.60	65,395.20
ADMINISTRATIVE ASSISTANT	25.34	4,392.27	52,707.20	26.71	4,629.73	55,556.80	28.16	4,881.07	58,572.80	29.68	5,144.53	61,734.40	31.27	5,420.13	65,041.60
ADMINISTRATIVE SPECIALIST	27.13	4,702.53	56,430.40	28.59	4,955.60	59,467.20	30.13	5,222.53	62,670.40	31.76	5,505.07	66,060.80	33.47	5,801.47	69,617.60
ASSISTANT CITY ADMINISTRATOR	84.70	14,681.33	176,176.00	88.94	15,416.27	184,995.20	93.38	16,185.87	194,230.40	98.05	16,995.33	203,944.00	102.95	17,844.67	214,136.00
ASSISTANT PLANNER	30.79	5,336.93	64,043.20	32.46	5,626.40	67,516.80	34.21	5,929.73	71,156.80	36.05	6,248.67	74,984.00	38.00	6,586.67	79,040.00
ASSISTANT TO CA / ECONOMIC DEVELOPMENT MANAGER	58.55	10,148.67	121,784.00	61.48	10,656.53	127,878.40	64.55	11,188.67	134,264.00	67.78	11,748.53	140,982.40	71.16	12,334.40	148,012.80
ASSOCIATE CIVIL ENGINEER	45.80	7,938.67	95,264.00	48.08	8,333.87	100,006.40	50.49	8,751.60	105,019.20	53.01	9,188.40	110,260.80	55.67	9,649.47	115,793.60
ASSOCIATE PLANNER	39.72	6,884.80	82,617.60	41.71	7,229.73	86,756.80	43.80	7,592.00	91,104.00	45.98	7,969.87	95,638.40	48.28	8,368.53	100,422.40
BUILDING INSPECTOR	32.34	5,605.60	67,267.20	34.10	5,910.67	70,928.00	35.94	6,229.60	74,755.20	37.88	6,565.87	78,790.40	39.92	6,919.47	83,033.60
BUILDING PERMIT TECHNICIAN	25.48	4,416.53	52,998.40	26.85	4,654.00	55,848.00	28.30	4,905.33	58,864.00	29.84	5,172.27	62,067.20	31.44	5,449.60	65,395.20
BUILDING SUPERVISOR	44.51	7,715.07	92,580.80	46.73	8,099.87	97,198.40	49.07	8,505.47	102,065.60	51.52	8,930.13	107,161.60	54.10	9,377.33	112,528.00
CHIEF BUILDING OFFICIAL	55.02	9,536.80	114,441.60	57.78	10,015.20	120,182.40	60.67	10,516.13	126,193.60	63.69	11,039.60	132,475.20	66.88	11,592.53	139,110.40
CHIEF DEPUTY CITY CLERK	44.89	7,780.93	93,371.20	47.14	8,170.93	98,051.20	49.49	8,578.27	102,939.20	51.96	9,006.40	108,076.80	54.56	9,457.07	113,484.80
CITY ADMINISTRATOR	105.21	18,236.00	218,832.00	Range based on qualifications									143.88	24,939.67	299,276.00
CITY CLERK SPECIALIST	27.13	4,702.53	56,430.40	28.59	4,955.60	59,467.20	30.13	5,222.53	62,670.40	31.76	5,505.07	66,060.80	33.47	5,801.47	69,617.60
CITY ENGINEER/DEPUTY DIRECTOR OF PUBLIC WORKS	66.07	11,452.13	137,425.60	69.36	12,022.40	144,268.80	72.84	12,625.60	151,507.20	76.48	13,256.53	159,078.40	80.29	13,916.93	167,003.20
CODE ENFORCEMENT MANAGER	45.18	7,831.20	93,974.40	47.44	8,222.93	98,675.20	49.81	8,633.73	151,507.20	52.31	9,067.07	108,804.80	54.92	9,519.47	114,233.60
CODE ENFORCEMENT OFFICER	29.65	5,139.33	61,672.00	31.24	5,414.93	64,979.20	32.93	5,707.87	68,494.40	34.71	6,016.40	72,196.80	36.59	6,342.27	76,107.20
CODE ENFORCEMENT SUPERVISOR	38.51	6,675.07	80,100.80	40.43	7,007.87	84,094.40	42.45	7,358.00	88,296.00	44.57	7,725.47	92,705.60	46.80	8,112.00	97,344.00
COMMUNICATIONS & MARKETING MANAGER	45.18	7,831.20	93,974.40	47.44	8,222.93	98,675.20	49.81	8,633.73	103,604.80	52.31	9,067.07	108,804.80	54.92	9,519.47	114,233.60
COMMUNITY SERVICES COORDINATOR	27.13	4,702.53	56,430.40	28.59	4,955.60	59,467.20	30.13	5,222.53	62,670.40	31.76	5,505.07	66,060.80	33.47	5,801.47	69,617.60
COMMUNITY SERVICES OFFICER	24.22	4,198.13	50,377.60	25.52	4,423.47	53,081.60	26.90	4,662.67	55,952.00	28.35	4,914.00	58,968.00	29.88	5,179.20	62,150.40
COMMUNITY SERVICES SUPERVISOR	38.51	6,675.07	80,100.80	40.43	7,007.87	84,094.40	42.45	7,358.00	88,296.00	44.57	7,725.47	92,705.60	46.80	8,112.00	97,344.00
CRIME ANALYST	38.51	6,675.07	80,100.80	40.43	7,007.87	84,094.40	42.45	7,358.00	88,296.00	44.57	7,725.47	92,705.60	46.80	8,112.00	97,344.00
CRIME PREVENTION OFFICER	24.85	4,307.33	51,688.00	26.19	4,539.60	54,475.20	27.60	4,784.00	57,408.00	29.09	5,042.27	60,507.20	30.66	5,314.40	63,772.80
CUSTODIAN	20.96	3,633.07	43,596.80	22.09	3,828.93	45,947.20	23.28	4,035.20	48,422.40	24.54	4,253.60	51,043.20	25.87	4,484.13	53,809.60
CUSTODIAN - Y RATED	28.45	4,931.33	59,176.00												
DEPUTY CHIEF OF POLICE	86.16	14,934.40	179,212.80	90.47	15,681.47	188,177.60	94.99	16,464.93	197,579.20	99.74	17,288.27	207,459.20	104.73	18,153.20	217,838.40
DEPUTY CITY ADMINISTRATOR	100.48	17,416.53	208,998.40	105.51	18,288.40	219,460.80	110.78	19,201.87	230,422.40	116.31	20,160.40	241,924.80	122.13	21,169.20	254,030.40
DEPUTY CITY CLERK	35.08	6,080.53	72,966.40	36.84	6,385.60	76,627.20	38.68	6,704.53	80,454.40	40.62	7,040.80	84,489.60	42.64	7,390.93	88,691.20
DEPUTY DIRECTOR OF ADMINISTRATIVE SERVICES	72.14	12,504.27	150,051.20	75.75	13,130.00	157,560.00	79.53	13,785.20	165,422.40	83.52	14,476.80	173,721.60	87.69	15,199.60	182,395.20
DEPUTY DIRECTOR OF COMMUNITY SERVICES	50.56	8,763.73	105,164.80	53.09	9,202.27	110,427.20	55.74	9,661.60	115,939.20	58.53	10,145.20	121,742.40	61.45	10,651.33	127,816.00
DEVELOPMENT SERVICES COORDINATOR	29.65	5,139.33	61,672.00	31.24	5,414.93	64,979.20	32.93	5,707.87	68,494.40	34.71	6,016.40	72,196.80	36.59	6,342.27	76,107.20
DIGITAL MEDIA ANALYST	38.51	6,675.07	80,100.80	40.43	7,007.87	84,094.40	42.45	7,358.00	88,296.00	44.57	7,725.47	92,705.60	46.80	8,112.00	97,344.00
DIRECTOR OF ADMINISTRATIVE SERVICES	80.70	13,988.00	167,856.00	84.73	14,686.53	176,238.40	88.97	15,421.47	185,057.60	93.42	16,192.80	194,313.60	98.08	17,000.53	204,006.40
DIRECTOR OF COMMUNITY SERVICE	80.70	13,988.00	167,856.00	84.73	14,686.53	176,238.40	88.97	15,421.47	185,057.60	93.42	16,192.80	194,313.60	98.08	17,000.53	204,006.40
DIRECTOR OF DEVELOPMENT SVCS	80.70	13,988.00	167,856.00	84.73	14,686.53	176,238.40	88.97	15,421.47	185,057.60	93.42	16,192.80	194,313.60	98.08	17,000.53	204,006.40
DIRECTOR OF FINANCE	80.70	13,988.00	167,856.00	84.73	14,686.53	176,238.40	88.97	15,421.47	185,057.60	93.42	16,192.80	194,313.60	98.08	17,000.53	204,006.40
DIRECTOR OF HUMAN RESOURCES	76.67	13,289.47	159,473.60	80.50	13,953.33	167,440.00	84.52	14,650.13	175,801.60	88.75	15,383.33	184,600.00	93.18	16,151.20	193,814.40
DIRECTOR OF PUBLIC WORKS	80.70	13,988.00	167,856.00	84.73	14,686.53	176,238.40	88.97	15,421.47	185,057.60	93.42	16,192.80	194,313.60	98.08	17,000.53	204,006.40
ECONOMIC DEVELOPMENT MANAGER	45.18	7,831.20	93,974.40	47.44	8,222.93	98,675.20	49.81	8,633.73	103,604.80	52.31	9,067.07	108,804.80	54.92	9,519.47	114,233.60
ENGINEERING AIDE	20.09	3,482.27	41,787.20	21.18	3,671.20	44,054.40	22.33	3,870.53	46,446.40	23.52	4,076.80	48,921.60	24.80	4,298.67	51,584.00
ENVIRONMENTAL COMPLIANCE OFFICER	30.40	5,269.33	63,232.00	32.04	5,553.60	66,643.20	33.77	5,853.47	70,241.60	35.60	6,170.67	74,048.00	37.52	6,503.47	78,041.60
EQUIPMENT MECHANIC	27.40	4,749.33	56,992.00	28.88	5,005.87	60,070.40	30.43	5,274.53	63,294.40	32.08	5,560.53	66,726.40	33.81	5,860.40	70,324.80
EXECUTIVE ASSISTANT TO CITY ADMINISTRATOR	31.02	5,376.80	64,521.60	32.69	5,666.27	67,995.20	34.46	5,973.07	71,676.80	36.31	6,293.73	75,524.80	38.28	6,635.20	79,622.40
FACILITIES MAINTENANCE TECH	27.24	4,721.60	56,659.20	28.71	4,976.40	59,716.80	30.27	5,246.80	62,961.60	31.89	5,527.60	66,331.20	33.62	5,827.47	69,929.60
FACILITIES MAINTENANCE TECH II	28.77	4,986.80	59,841.60	30.33	5,257.20	63,086.40	31.97	5,541.47	66,497.60	33.69	5,839.60	70,075.20	35.51	6,155.07	73,860.80
FINANCE MANAGER	52.82	9,155.47	109,865.60	55.46	9,613.07	115,356.80	58.22	10,091.47	121,097.60	61.14	10,597.60	127,171.20	64.19	11,126.27	133,515.20
FIRE BATTALION CHIEF	44.80	10,871.47	130,457.60	47.22	11,458.72	137,504.64	49.77	12,077.52	144,930.24	52.46	12,730.29	152,763.52	55.29	13,417.04	161,004.48
FIRE CAPTAIN	31.88	7,736.21	92,834.56	33.60	8,153.60	97,843.20	35.42	8,595.25	103,143.04	37.33	9,058.75	108,704.96	39.34	9,546.51	114,558.08

Master Salary Schedule
Job Class and Annual Salary Schedule
Effective February 18, 2025

	A			B			C			D			E		
	STEP A			STEP B			STEP C			STEP D			STEP E		
JOB CLASS	**Hr.**	**Monthly**	**Annual**	**Hr.**	**Monthly**	**Annual**	**Hr.**	**Monthly**	**Annual**	**Hr.**	**Monthly**	**Annual**	**Hr.**	**Monthly**	**Annual**
FIRE CHIEF	80.70	13,988.00	167,856.00	84.73	14,686.53	176,238.40	88.97	15,421.47	185,057.60	93.42	16,192.80	194,313.60	98.08	17,000.53	204,006.40
FIRE DEPUTY CHIEF	72.14	12,504.27	150,051.20	75.75	13,130.00	157,560.00	79.53	13,785.20	165,422.40	83.52	14,476.80	173,721.60	87.69	15,199.60	182,395.20
FIRE ENGINEER	27.36	6,639.36	79,672.32	28.83	6,996.08	83,952.96	30.39	7,374.64	88,495.68	32.04	7,775.04	93,300.48	33.76	8,192.43	98,309.12
FIRE FIGHTER	24.05	5,836.13	70,033.60	25.34	6,149.17	73,790.08	26.71	6,481.63	77,779.52	28.16	6,833.49	82,001.92	29.68	7,202.35	86,428.16
FIRE MARSHAL	62.12	10,767.47	129,209.60	65.47	11,348.13	136,177.60	69.01	11,961.73	143,540.80	72.74	12,608.27	151,299.20	76.66	13,287.73	159,452.80
FIRE PATROL ENGINEER	31.91	6,637.28	79,647.36	33.64	6,997.12	83,965.44	35.46	7,375.68	88,508.16	37.37	7,772.96	93,275.52	39.39	8,193.12	98,317.44
FIRE PREVENTION SPECIALIST	38.51	6,675.07	80,100.80	40.43	7,007.87	84,094.40	42.45	7,358.00	88,296.00	44.57	7,725.47	92,705.60	46.80	8,112.00	97,344.00
GIS SPECIALIST	25.34	4,392.27	52,707.20	26.71	4,629.73	55,556.80	28.16	4,881.07	58,572.80	29.68	5,144.53	61,734.40	31.27	5,420.13	65,041.60
GIS TECHNICIAN	28.55	4,948.67	59,384.00	30.09	5,215.60	62,587.20	31.71	5,496.40	65,956.80	33.43	5,794.53	69,534.40	35.23	6,106.53	73,278.40
HUMAN RESOURCE ANALYST	38.51	6,675.07	80,100.80	40.43	7,007.87	84,094.40	42.45	7,358.00	88,296.00	44.57	7,725.47	92,705.60	46.80	8,112.00	97,344.00
HUMAN RESOURCE TECHNICIAN	28.55	4,948.67	59,384.00	30.09	5,215.60	62,587.20	31.71	5,496.40	65,956.80	33.43	5,794.53	69,534.40	35.23	6,106.53	73,278.40
HUMAN RESOURCES MANAGER	45.18	7,831.20	93,974.40	47.44	8,222.93	98,675.20	49.81	8,633.73	103,604.80	52.31	9,067.07	108,804.80	54.92	9,519.47	114,233.60
INFORMATION TECHNOLOGY MANAGER	60.30	10,452.00	125,424.00	63.32	10,975.47	131,705.60	66.48	11,523.20	138,278.40	69.81	12,100.40	145,204.80	73.30	12,705.33	152,464.00
INFORMATION TECHNOLOGY SPECIALIST	38.51	6,675.07	80,100.80	40.43	7,007.87	84,094.40	42.45	7,358.00	88,296.00	44.57	7,725.47	92,705.60	46.80	8,112.00	97,344.00
INFORMATION TECHNOLOGY TECH	32.34	5,605.60	67,267.20	34.10	5,910.67	70,928.00	35.94	6,229.60	74,755.20	37.88	6,565.87	78,790.40	39.92	6,919.47	83,033.60
IT POLICE SERGEANT	57.94	10,042.93	120,515.20	61.07	10,585.47	127,025.60	64.37	11,157.47	133,889.60	67.85	11,760.67	141,128.00	71.50	12,393.33	148,720.00
MAINTENANCE CREW LEADER	27.96	4,846.40	58,156.80	29.47	5,108.13	61,297.60	31.05	5,382.00	64,584.00	32.73	5,673.20	68,078.40	34.50	5,980.00	71,760.00
MAINTENANCE WORKER	24.85	4,307.33	51,688.00	26.19	4,539.60	54,475.20	27.60	4,784.00	57,408.00	29.09	5,042.27	60,507.20	30.66	5,314.40	63,772.80
MAINTENANCE WORKER - Y RATED	30.66	5,314.40	63,772.80												
MANAGEMENT ANALYST	38.51	6,675.07	80,100.80	40.43	7,007.87	84,094.40	42.45	7,358.00	88,296.00	44.57	7,725.47	92,705.60	46.80	8,112.00	97,344.00
MANAGEMENT ASSISTANT	28.55	4,948.67	59,384.00	30.09	5,215.60	62,587.20	31.71	5,496.40	65,956.80	33.43	5,794.53	69,534.40	35.23	6,106.53	73,278.40
MEDIA SERVICES SPECIALIST	29.65	5,139.33	61,672.00	31.24	5,414.93	64,979.20	32.93	5,707.87	68,494.40	34.71	6,016.40	72,196.80	36.59	6,342.27	76,107.20
NEIGHBORHOOD SERVICES MANAGER	45.18	7,831.20	93,974.40	47.44	8,222.93	98,675.20	49.81	8,633.73	103,604.80	52.31	9,067.07	108,804.80	54.92	9,519.47	114,233.60
OFFICE ASSISTANT	19.58	3,393.87	40,726.40	20.63	3,575.87	42,910.40	21.74	3,768.27	45,219.20	22.92	3,972.80	47,673.60	24.15	4,186.00	50,232.00
OFFICE CLERK	21.69	3,759.60	45,115.20	22.86	3,962.40	47,548.80	24.09	4,175.60	50,107.20	25.39	4,400.93	52,811.20	26.77	4,640.13	55,681.60
OFFICE SPECIALIST	23.10	4,004.00	48,048.00	24.35	4,220.67	50,648.00	25.67	4,449.47	53,393.60	27.05	4,688.67	56,264.00	28.51	4,941.73	59,300.80
PARKING CONTROL OFFICER	20.96	3,633.07	43,596.80	22.09	3,828.93	45,947.20	23.28	4,035.20	48,422.40	24.54	4,253.60	51,043.20	25.87	4,484.13	53,809.60
PLANNING AIDE	20.09	3,482.27	41,787.20	21.18	3,671.20	44,054.40	22.33	3,870.53	46,446.40	23.52	4,076.80	48,921.60	24.80	4,298.67	51,584.00
PLANNING MANAGER	60.05	10,408.67	124,904.00	63.06	10,930.40	131,164.80	66.21	11,476.40	137,716.80	69.52	12,050.13	144,601.60	72.99	12,651.60	151,819.20
PLANNING TECH	25.48	4,416.53	52,998.40	26.85	4,654.00	55,848.00	28.30	4,905.33	58,864.00	29.84	5,172.27	62,067.20	31.44	5,449.60	65,395.20
PLANS EXAMINER	44.51	7,715.07	92,580.80	46.73	8,099.87	97,198.40	49.07	8,505.47	102,065.60	51.52	8,930.13	107,161.60	54.10	9,377.33	112,528.00
POLICE ACADEMY TRAINEE	41.37	7,170.80	86,049.60												
POLICE CAPTAIN	77.60	13,450.67	161,408.00	81.80	14,178.67	170,144.00	86.21	14,943.07	179,316.80	90.87	15,750.80	189,009.60	95.77	16,600.13	199,201.60
POLICE CHIEF	90.08	15,613.87	187,366.40	94.58	16,393.87	196,726.40	99.32	17,215.47	206,585.60	104.28	18,075.20	216,902.40	109.49	18,978.27	227,739.20
POLICE CIVILIAN INVESTIGATOR	33.55	5,815.33	69,784.00	35.37	6,130.80	73,569.60	37.28	6,461.87	77,542.40	39.29	6,810.27	81,723.20	41.41	7,177.73	86,132.80
POLICE LIEUTENANT	66.23	11,479.87	137,758.40	69.80	12,098.67	145,184.00	73.58	12,753.87	153,046.40	77.54	13,440.27	161,283.20	81.73	14,166.53	169,998.40
POLICE OFFICER	43.55	7,548.67	90,584.00	45.90	7,956.00	95,472.00	48.37	8,384.13	100,609.60	50.99	8,838.27	106,059.20	53.74	9,314.93	111,779.20
POLICE PROPERTY TECHNICIAN	29.96	5,193.07	62,316.80	31.58	5,473.87	65,686.40	33.28	5,768.53	69,222.40	35.09	6,082.27	72,987.20	36.98	6,409.87	76,918.40
POLICE SERGEANT	54.97	9,528.13	114,337.60	57.94	10,042.93	120,515.20	61.07	10,585.47	127,025.60	64.37	11,157.47	133,889.60	67.85	11,760.67	141,128.00
POLICE SERVICE OFFICER	24.22	4,198.13	50,377.60	25.52	4,423.47	53,081.60	26.90	4,662.67	55,952.00	28.35	4,914.00	58,968.00	29.88	5,179.20	62,150.40
POLICE SERVICES SUPERVISOR	35.23	6,106.53	73,278.40	37.14	6,437.60	77,251.20	39.15	6,786.00	81,432.00	41.26	7,151.73	85,820.80	43.49	7,538.27	90,459.20
PUBLIC SAFETY COMMUNICATION MANAGER	60.30	10,452.00	125,424.00	63.32	10,975.47	131,705.60	66.48	11,523.20	138,278.40	69.81	12,100.40	145,204.80	73.30	12,705.33	152,464.00
PUBLIC SAFETY COMMUNICATION SUPERVISOR - DISPATCH	45.75	7,930.00	95,160.00	48.22	8,358.13	100,297.60	50.82	8,808.80	105,705.60	53.57	9,285.47	111,425.60	56.45	9,784.67	117,416.00
PUBLIC SAFETY DISPATCHER	32.93	5,707.87	68,494.40	34.71	6,016.40	72,196.80	36.59	6,342.27	76,107.20	38.56	6,683.73	80,204.80	40.64	7,044.27	84,531.20
PUBLIC WORKS INSPECTOR	31.92	5,532.80	66,393.60	33.65	5,832.67	69,992.00	35.46	6,146.40	73,756.80	37.38	6,479.20	77,750.40	39.40	6,829.33	81,952.00
PUBLIC WORKS MANAGER	60.05	10,408.67	124,904.00	63.06	10,930.40	131,164.80	66.21	11,476.40	137,716.80	69.52	12,050.13	144,601.60	72.99	12,651.60	151,819.20
PUBLIC WORKS SUPERINTENDENT	45.18	7,831.20	93,974.40	47.44	8,222.93	98,675.20	49.81	8,633.73	103,604.80	52.31	9,067.07	108,804.80	54.92	9,519.47	114,233.60
PUBLIC WORKS SUPERVISOR	36.20	6,274.67	75,296.00	38.01	6,588.40	79,060.80	39.91	6,917.73	83,012.80	41.91	7,264.40	87,172.80	44.00	7,626.67	91,520.00
RISK MANAGER	60.30	10,452.00	125,424.00	63.32	10,975.47	131,705.60	66.48	11,523.20	138,278.40	69.81	12,100.40	145,204.80	73.30	12,705.33	152,464.00
SENIOR ACCOUNTANT	44.51	7,715.07	92,580.80	46.73	8,099.87	97,198.40	49.07	8,505.47	102,065.60	51.52	8,930.13	107,161.60	54.10	9,377.33	112,528.00
SENIOR ACCOUNTANT II	50.56	8,763.73	105,164.80	53.09	9,202.27	110,427.20	55.74	9,661.60	115,939.20	58.53	10,145.20	121,742.40	61.45	10,651.33	127,816.00
SENIOR ACCOUNTING TECHNICIAN	28.55	4,948.67	59,384.00	30.09	5,215.60	62,587.20	31.71	5,496.40	65,956.80	33.43	5,794.53	69,534.40	35.23	6,106.53	73,278.40

Master Salary Schedule
Job Class and Annual Salary Schedule
Effective February 18, 2025

	A			B			C			D			E		
	STEP A			STEP B			STEP C			STEP D			STEP E		
JOB CLASS	Hr.	Monthly	Annual	Hr.	Monthly	Annual	Hr.	Monthly	Annual	Hr.	Monthly	Annual	Hr.	Monthly	Annual
SENIOR ADMINISTRATIVE ASSISTANT	29.65	5,139.33	61,672.00	31.24	5,414.93	64,979.20	32.93	5,707.87	68,494.40	34.71	6,016.40	72,196.80	36.59	6,342.27	76,107.20
SENIOR BUILDING INSPECTOR	32.71	5,669.73	68,036.80	34.49	5,978.27	71,739.20	36.35	6,300.67	75,608.00	38.31	6,640.40	79,684.80	40.38	6,999.20	83,990.40
SENIOR CIVIL ENGINEER	58.55	10,148.67	121,784.00	61.48	10,656.53	127,878.40	64.55	11,188.67	134,264.00	67.78	11,748.53	140,982.40	71.16	12,334.40	148,012.80
SENIOR CODE ENFORCEMENT OFFICER	32.34	5,605.60	67,267.20	34.10	5,910.67	70,928.00	35.94	6,229.60	74,755.20	37.88	6,565.87	78,790.40	39.92	6,919.47	83,033.60
SENIOR CUSTODIAN	25.59	4,435.60	53,227.20	26.98	4,676.53	56,118.40	28.43	4,927.87	59,134.40	29.96	5,193.07	62,316.80	31.59	5,475.60	65,707.20
SENIOR ENGINEERING AIDE	28.77	4,986.80	59,841.60	30.33	5,257.20	63,086.40	31.97	5,541.47	66,497.60	33.69	5,839.60	70,075.20	35.51	6,155.07	73,860.80
SENIOR FINANCIAL ANALYST	44.89	7,780.93	93,371.20	47.14	8,170.93	98,051.20	49.49	8,578.27	102,939.20	51.96	9,006.40	108,076.80	54.56	9,457.07	113,484.80
SENIOR HUMAN RESOURCE ANALYST	44.89	7,780.93	93,371.20	47.14	8,170.93	98,051.20	49.49	8,578.27	102,939.20	51.96	9,006.40	108,076.80	54.56	9,457.07	113,484.80
SENIOR HUMAN RESOURCE TECHNICIAN	29.96	5,193.07	62,316.80	31.58	5,473.87	65,686.40	33.28	5,768.53	69,222.40	35.09	6,082.27	72,987.20	36.98	6,409.87	76,918.40
SENIOR MANAGEMENT ANALYST	44.89	7,780.93	93,371.20	47.14	8,170.93	98,051.20	49.49	8,578.27	102,939.20	51.96	9,006.40	108,076.80	54.56	9,457.07	113,484.80
SENIOR PLANNER	50.56	8,763.73	105,164.80	53.09	9,202.27	110,427.20	55.74	9,661.60	115,939.20	58.53	10,145.20	121,742.40	61.45	10,651.33	127,816.00
TRAFFIC ENGINEER	55.02	9,536.80	114,441.60	57.78	10,015.20	120,182.40	60.67	10,516.13	126,193.60	63.69	11,039.60	132,475.20	66.88	11,592.53	139,110.40
TRANSPORTATION MANAGER	55.02	9,536.80	114,441.60	57.78	10,015.20	120,182.40	60.67	10,516.13	126,193.60	63.69	11,039.60	132,475.20	66.88	11,592.53	139,110.40

PART TIME

	STEP A	STEP B	STEPC	STEP D
JOB CLASS	Hr.	Hr.	Hr.	Hr.
ADMINISTRATIVE INTERN				16.71
CLERICAL AIDE	18.54	18.91	19.29	19.67
COMMUNITY SERVICES LEADER				16.50
COMMUNITY SERVICES SPECIALIST	17.57	17.93	18.28	18.64
INSTRUCTOR GUARD	17.57	17.93	18.28	18.64
LIFEGUARD			16.89	17.23
MAINTENANCE AIDE				16.71
POLICE CADET				16.71
POLICE RESERVE OFFICER - LEVEL 1	21.43	22.82	24.21	25.71
POOL MANAGER	20.82	21.24	21.65	22.09
PRODUCTION ASSISTANT				16.00
PRODUCTION COORDINATOR	19.50	19.89	20.29	20.69
PROGRAM COORDINATOR	21.00	21.42	21.85	22.29
SENIOR COMMUNITY SERVICES LEADER			16.89	17.23
SENIOR COMMUNITY SERVICES SPECIALIST	19.03	19.41	19.80	20.20
SENIOR INSTRUCTOR GUARD	19.69	20.09	20.49	20.90

ELECTED

JOB CLASS	SALARY MONTHLY
MAYOR/COUNCILMEMBERS	150
CITY CLERK	150
CITY TREASURER	50

Building Supervisor

Department/Division:	Development Services
Reports To:	Building Official and/or Director of Development Services
Provides Direction To:	Part-time, Full-time and contract Building Inspectors, Building Permit Technicians, and others as assigned
Exemption Status:	Exempt
Date Prepared:	February 13, 2025
Approved by City Council	

GENERAL PURPOSE

Under general direction, plans, schedules, assigns, and reviews the work of building division staff; supervises, plans, and coordinates a comprehensive building inspection program and/or performs routine to complex combination inspections of residential, commercial, and industrial building sites to enforce building, plumbing, mechanical, electrical, housing, and environmental codes, and other governing laws and ordinances, including zoning, grading, fire, and safety regulations; ensures conformance with approved plans, specifications, standards, permits, and licensing; provides complex staff assistance to departmental management staff in areas of expertise; and performs related work as required.

CLASS CHARACTERISTICS

This is the full supervisory-level class in the Building Inspector series. Incumbents are responsible for planning, organizing, supervising, reviewing, and evaluating the work of building staff. Incumbents are also expected to perform the full range of building inspection duties. Performance of the work requires the use of considerable independence, initiative, and discretion within established guidelines.

ESSENTIAL FUNCTIONS

The duties listed below are intended only as illustrations of the various types of work that may be performed. The omission of specific statements of duties does not exclude them from the position if the work is similar, related or a logical assignment to this position.

1. Plans, organizes, assigns, supervises, and reviews the work of building division staff; trains staff in work procedures; evaluates employee performance, counsels employees, and effectively recommends initial disciplinary action; assists in selection and promotion.

ESSENTIAL FUNCTIONS (CONTINUED)

2. Monitors activities of the building work unit; recommends improvements and modifications and prepares various reports on activities and projects; recommends and assists in the implementation of goals and objectives; implements policies and procedures.
3. Determines and recommends staffing needs for assigned activities and projects; participates in the annual budget preparation; prepares detailed cost estimates with appropriate justifications, as required; maintains a variety of records and prepares routine reports of work performance.
4. Answers questions and provides information to the public; investigates complaints; recommends corrective actions to resolve issues.
5. Supervises and performs field inspections of new and existing residential, commercial, and industrial properties for conformance to codes, regulations, plans, specifications, and standards related to foundations, framing, electrical, mechanical, plumbing, housing, soil testing, access, life safety, and other functional elements.
6. Confers with and provides information to developers, engineers, architects, property owners, contractors, and others regarding code requirements and alternatives; attends pre-construction meetings.
7. Oversees and participates in investigating complaints regarding substandard housing, existing buildings, and new construction to buildings to determine if code violations or problem conditions exist.
8. Oversees the preparation of notices of violation or noncompliance and citations according to applicable codes and regulations; issues letters to property owners notifying them of violations.
9. Writes "stop work" orders for work being done without permits or in an unsafe manner.
10. Supervises and conducts follow-up investigations to ensure compliance with applicable codes and ordinances; establishes and maintains accurate and complete case files; prepares documents and evidence for court proceedings and testifies in hearings and court proceedings, as necessary.
11. Prepares and maintains a variety of correspondence, reports, correction notices, and other written materials.
12. Represents the City in meetings with members of other public and private organizations, community groups, contractors, developers, and the public.
13. Provides technical and administrative assistance to the Chief Building Official and/or Director of Development Services; develops, prepares, and presents reports, surveys, and performs other administrative activities; recommends and assists in drafting building and related code changes within City guidelines.
14. Performs other duties as assigned.

QUALIFICATIONS GUIDELINES

Knowledge of:

- Basic principles of supervision and training.
- Principles, practices, methods, materials, techniques, and safety standards of building construction, building inspection, and structural design for commercial, industrial, and residential buildings.
- Building, plumbing, electrical, mechanical, life safety, energy, and related codes, with an emphasis on one of the building trades, depending on assignment.
- Concepts and practices of non-structural plan review.
- Applicable Federal, State, and local laws, codes, regulations, and departmental policies governing the construction of assigned projects.
- Occupational hazards and standard safety practices necessary in the area of building inspection and construction.
- Safety equipment and practices related to the work, including safe driving rules and practices.
- Mathematical principles including algebra, geometry, and trigonometry.
- Record keeping principles and procedures.
- Modern office practices, methods, computer equipment and computer applications.
- English usage, grammar, spelling, vocabulary, and punctuation.
- Techniques for effectively representing the City in contacts with governmental agencies, community groups, various business, professional, educational, and regulatory organizations and with property owners, developers, contractors, and the public.
- Techniques for providing a high level of customer service by effectively dealing with the public, vendors, contractors and City staff.

Ability to:

- Plan, schedule, assign, and oversee activities of staff; train others in work procedures.
- Analyze, interpret, apply, and enforce applicable Federal, State, and local policies, procedures, laws, regulations, codes, and departmental policies governing the construction and inspection of buildings.
- Review, understand, interpret, and analyze construction blueprints, plans, specifications, architect and engineering drawings, and maps for conformance with City standards and policies.
- Detect faulty materials and workmanship and determine the stage of construction during which defects are most easily found and remedied.

QUALIFICATIONS GUIDELINES (continued)

- Coordinate and deal with contractors, engineers, and property owners, as well as investigate building code violations and respond to inquiries and complaints in a fair, tactful, and timely manner.
- Perform the entire range of combined building inspection activities with a minimum of supervision with a special emphasis on one of the building trades.
- Prepare clear, effective, and accurate reports, correspondence, and other written materials.
- Effectively represent the department and the City in meetings with other departments, public and private organizations, and individuals.
- Maintain accurate and precise records.
- Make accurate mathematic computations.
- Understand and carry out oral and written instructions.
- Make sound, independent decisions within established policy and procedural guidelines.
- Organize and prioritize a variety of projects and multiple tasks in an effective and timely manner; organize own work, set priorities and meet critical time deadlines.
- Use English effectively to communicate in person, over the telephone, and in writing.
- Use tact, initiative, prudence, and independent judgment within general policy, procedural, and legal guidelines.
- Establish, maintain, and foster positive and harmonious working relationships with those contacted in the course of work.

Education/Training/Experience:

Any combination of training and experience, which would provide the required knowledge, skills, and abilities is qualifying. A typical way to obtain the required qualifications would be:

Equivalent to the completion of the twelfth (12th) grade supplemented by college-level coursework or technical training in construction technology, building inspection, or a related field, and four (4) years of responsible experience inspecting residential, commercial, or industrial buildings, with an emphasis in one of the building trades.

Special Requirements and Licenses:

- The City reasonably expects driving to be one of the job functions for the position, and the City reasonably believes that using an alternative form of transportation would not be comparable in travel time or cost to the City.
- Valid California class C driver's license with satisfactory driving record and automobile insurance.

- Certification as a Building or Combination Inspector by the International Conference of Building Officials or the International Code Council.

PHYSICAL AND MENTAL DEMANDS

The physical and mental demands described here are representative of those that must be met by employees to successfully perform the essential functions of this class. Reasonable accommodations may be made to enable individuals with disabilities to perform the essential functions.

Physical Demands

While performing the duties of this job, the employee is regularly required to use hands to finger, handle, feel or operate objects, tools, or controls and reach with hands and arms. The employee frequently is required to talk or hear. The employee is frequently required to stand, walk and sit; climb or balance; stoop, kneel, crouch, or crawl. Inspection activities require frequent walking and standing as well as bending, squatting, kneeling and occasional crawling. The employee climbs stairs and ladders to access rooftops and elevated inspection areas. The employee lifts and carries inspection tools, records, or electronic devices that typically weigh less than 20 pounds. Specific vision abilities required by this job include close vision, color vision, and the ability to adjust focus.

Mental Demands

While performing the duties of this class, the incumbent is regularly required to use written and oral communication skills; read and interpret blueprints, documents, and other types of information; analyze and solve complex problems; use math and mathematical reasoning; perform highly detailed work under changing, intensive deadlines, on multiple concurrent tasks; work with constant interruptions; and interact with officials and the public, including dissatisfied or quarrelsome individuals.

WORK ENVIRONMENT

The employee constantly works outdoors in conducting inspections and is exposed to variable weather conditions as well as heat, humidity, and wetness. The employee conducts inspections from elevated surfaces and in confined spaces. The employee is exposed to traffic, fumes or airborne particles, and the risk of shock during electrical inspections. The noise level is frequently loud at construction sites. Administrative and record keeping functions are typically completed within an office environment where the noise level is quiet or moderately quiet.


City of Placentia
FY 2024/25
MID-YEAR BUDGET PRESENTATION
February 18, 2025
PLACENTIA CIVIC CENTER

Presentation Overview

- Budget Process
- Adopted FY24/25 Budget- Where we started
- Projected FY24/25 Budget- Where we now think we'll be
- Proposed Budget Modifications
- Next Steps- Where we are going
- Long Term Fiscal Sustainability

Annual Budget Process

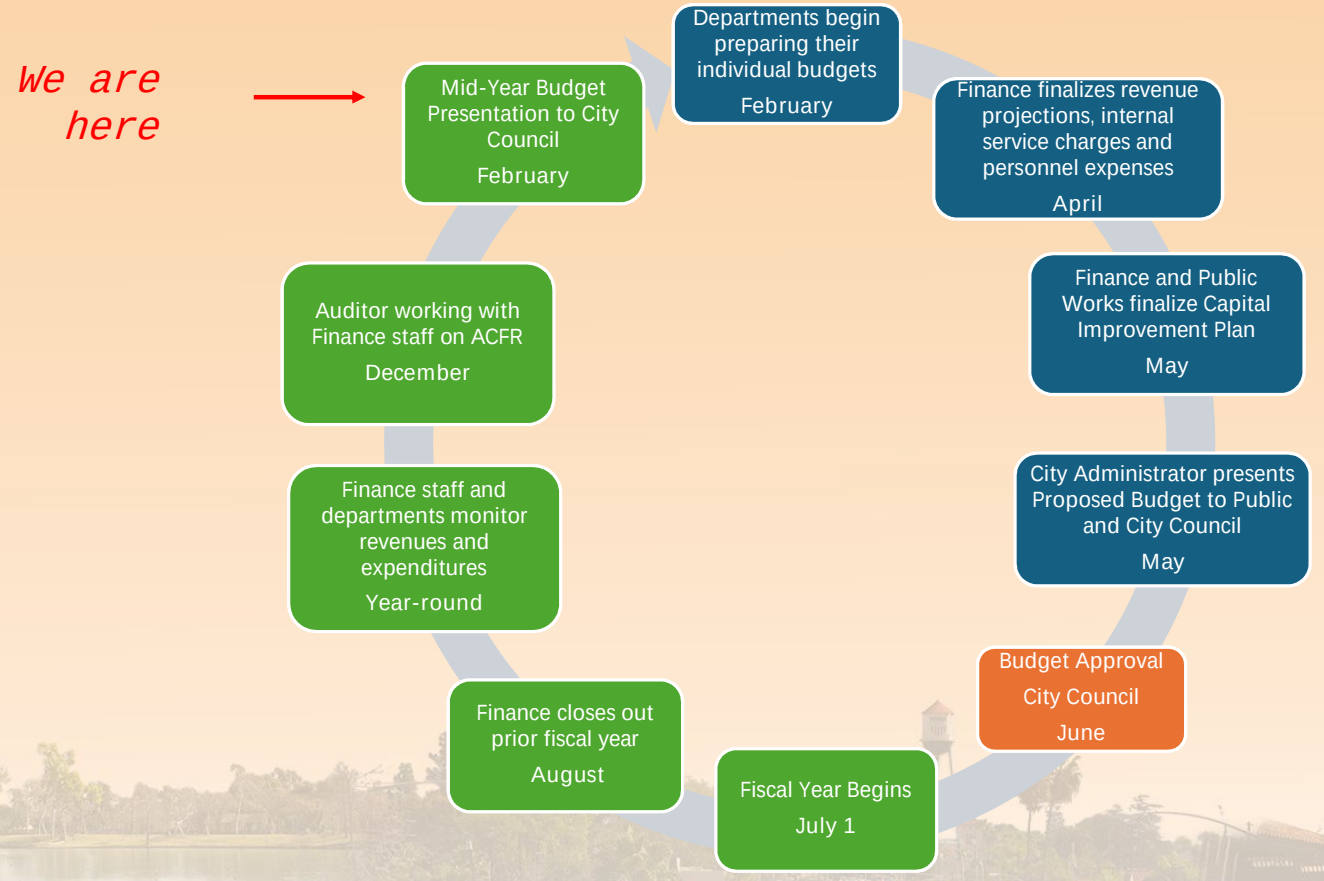

Adopted FY 2024/25 Budget All Funds

Total Adopted Revenues-
$95,329,478
Total Adopted Expenditures-
$99,225,368

Total Budget

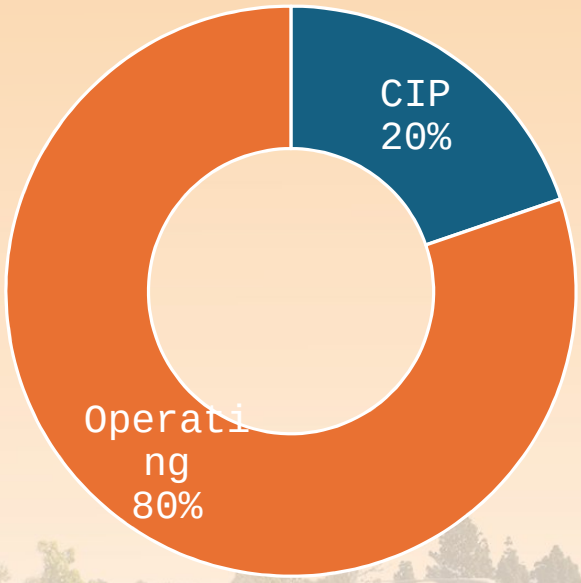

Operating Budget

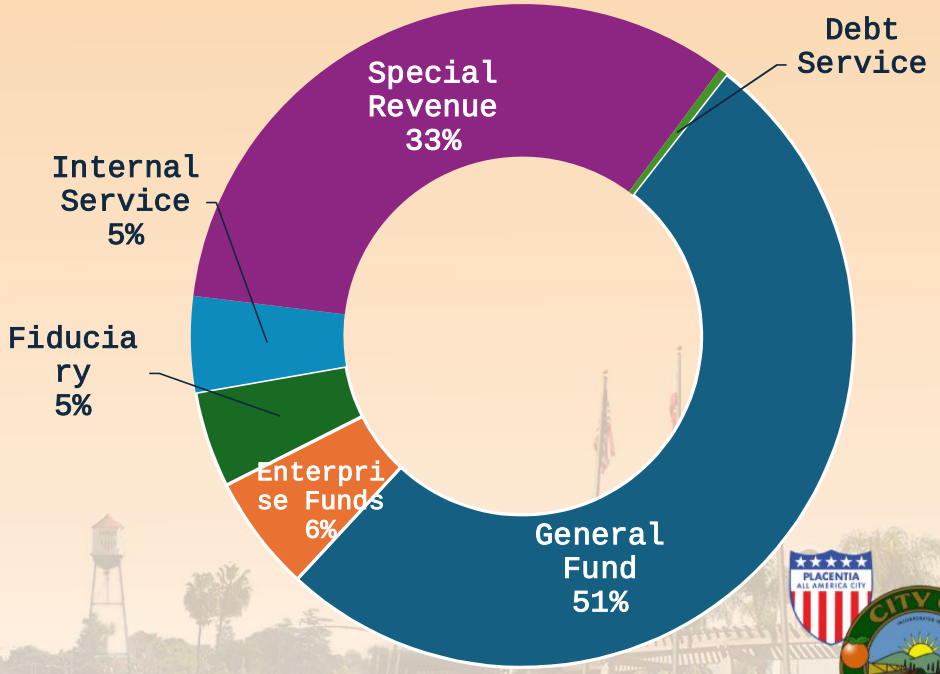

Adopted FY 2024/25 Budget
General Fund Expenditures- $50,925,940

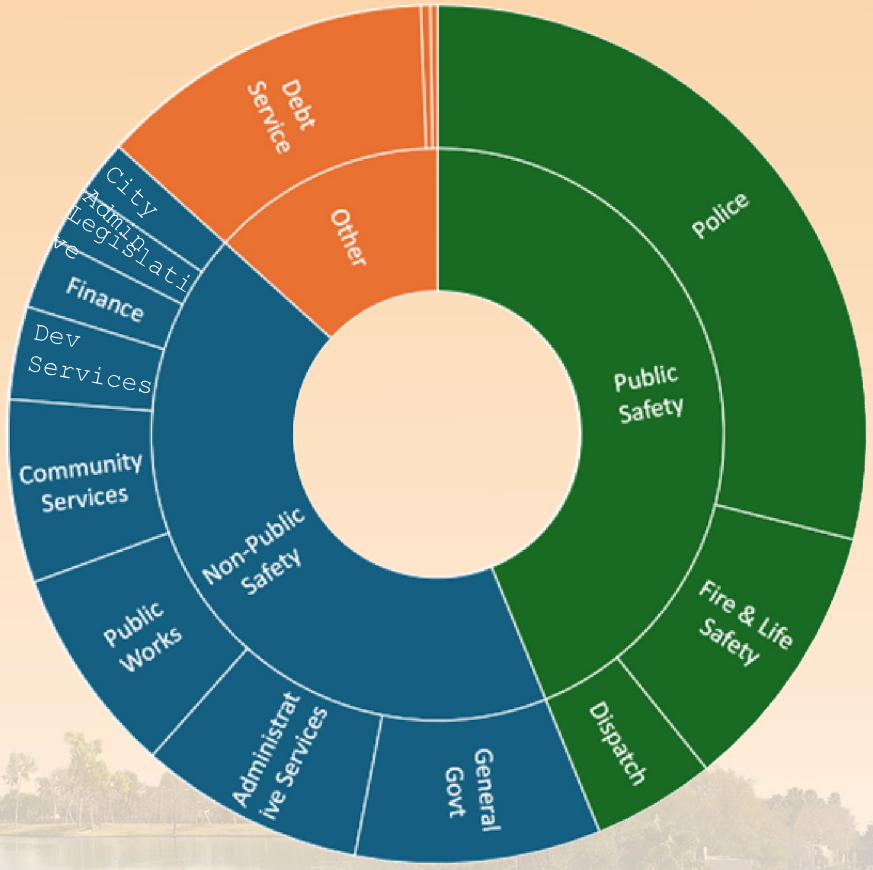

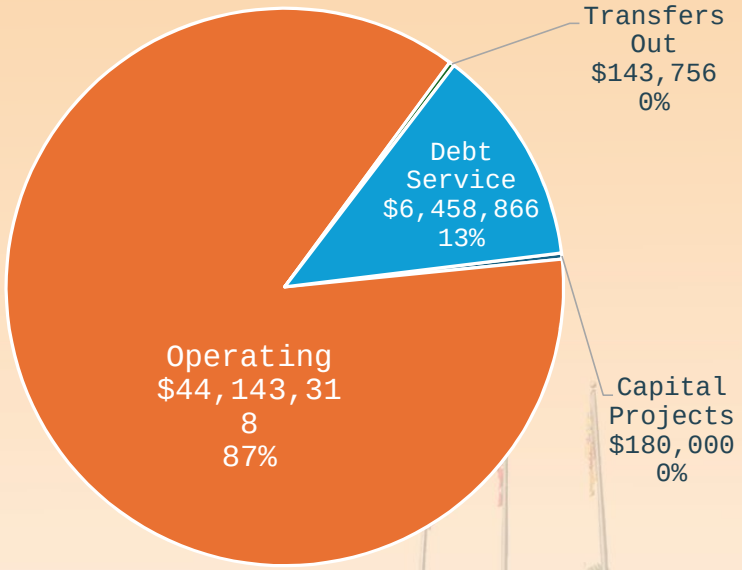

Adopted FY 2024/25 Budget
General Fund Revenues- $50,430,128

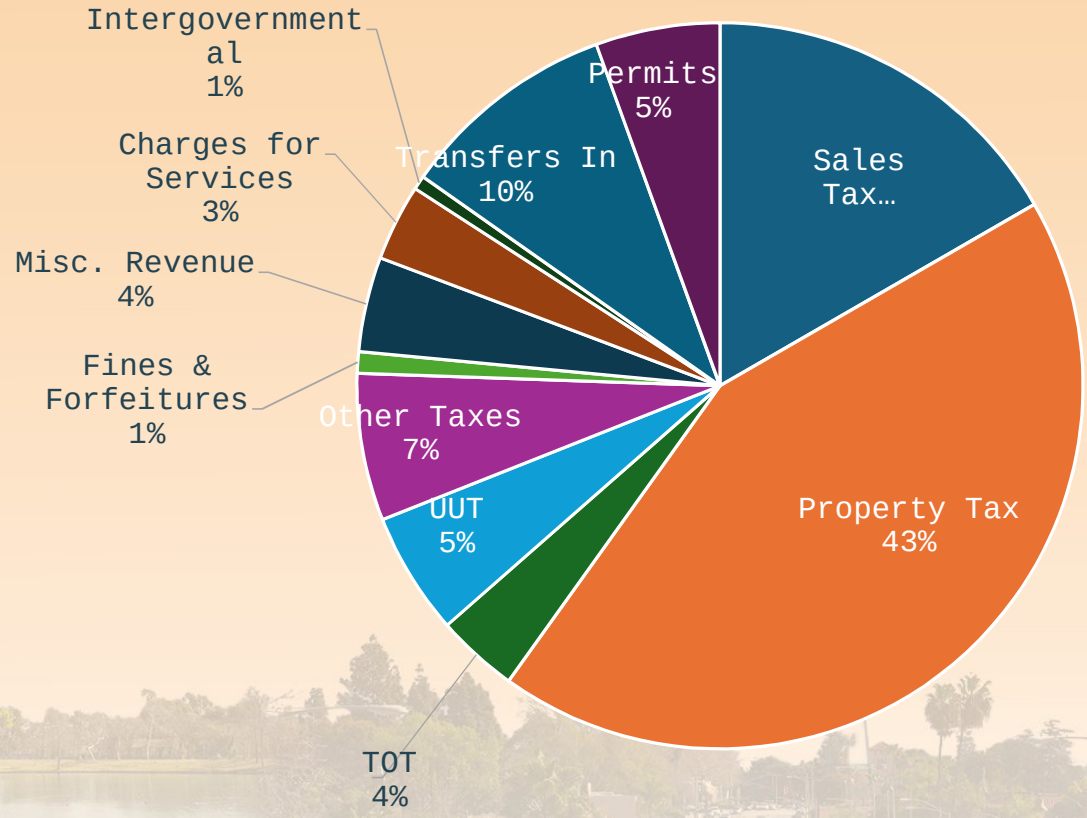

Economy & Inflation Impacts

- Tax receipts from service stations continue to have strong downward pressure on revenues in the first half of fiscal year 2024-25
  - Placentia's third quarter tax receipts from fuel stations was down (19.3%)
  - 6 of City's top 25 sales tax generators are fuel stations
- Price increases at restaurants altering behavior of consumers
- Sustained high interest rates

MENU PRICE INFLATION IN APRIL 2024 (VS. PRIOR MONTH)

	California	All Other States
Sonic Drive-In	11.73%	0.27%
Chick-fil-A	11.09%	0.00%
Blaze Pizza	8.14%	0.19%
Arby's	11.77%	4.12%
Raising Cane's	7.22%	0.00%
Chipotle	6.07%	0.00%
Jimmy John's	6.11%	0.14%
Shake Shack	7.43%	2.41%

Economy & Inflation Impacts

- Announcement of closing of Walgreens in March
- Prolonged vacancy at former CVS at Kraemer & Bastanchury
- Hesitancy to invest due to federal tariffs, interest rate uncertainty
- National chains continue to close stores
  - Denny’s
  - Joann’s



- New businesses have opened such as Ace Hardware, Primecut Taqueria, Adamson Police Products, Dollar Tree, Ape Coffee



Projected FY 2024/25 General Fund Revenues

Revenue Type	FY 2024/25 Adopted Budget	FY 2024/25 Projected Budget	Variance to FY24/25 Adopted Budget
Property Taxes	$21,796,023	$21,796,023	0.0%
Sales & Use Taxes	8,408,000	8,333,000	(0.9%)
Other Taxes	7,896,040	8,396,040	6.3%
Permits/Licenses	2,788,900	3,003,903	7.7%
Fines & Forfeitures	485,000	575,000	18.6%
Intergovernmental	312,000	384,278	23.2%
Charges for Services	1,716,990	1,945,611	13.3%
Miscellaneous	2,129,075	2,253,777	5.9%
Total Operating Revenues	$45,532,028	$46,687,632	2.5%
Transfers In	455,100	465,100	2.2%
Measure U Transfers In			
Employee Retention	2,665,800	2,665,800	0.0%
Measure U Reserve	888,600	888,600	0.0%
OPEB	888,600	888,600	0.0%
Total Transfers In	$4,898,100	$4,019,500	0.2%
Capital Projects Revenues	-	7,150,174	-
Total Resources	$50,430,128	$58,745,906	16.5%

Projected FY 2024/25 General Fund Revenues

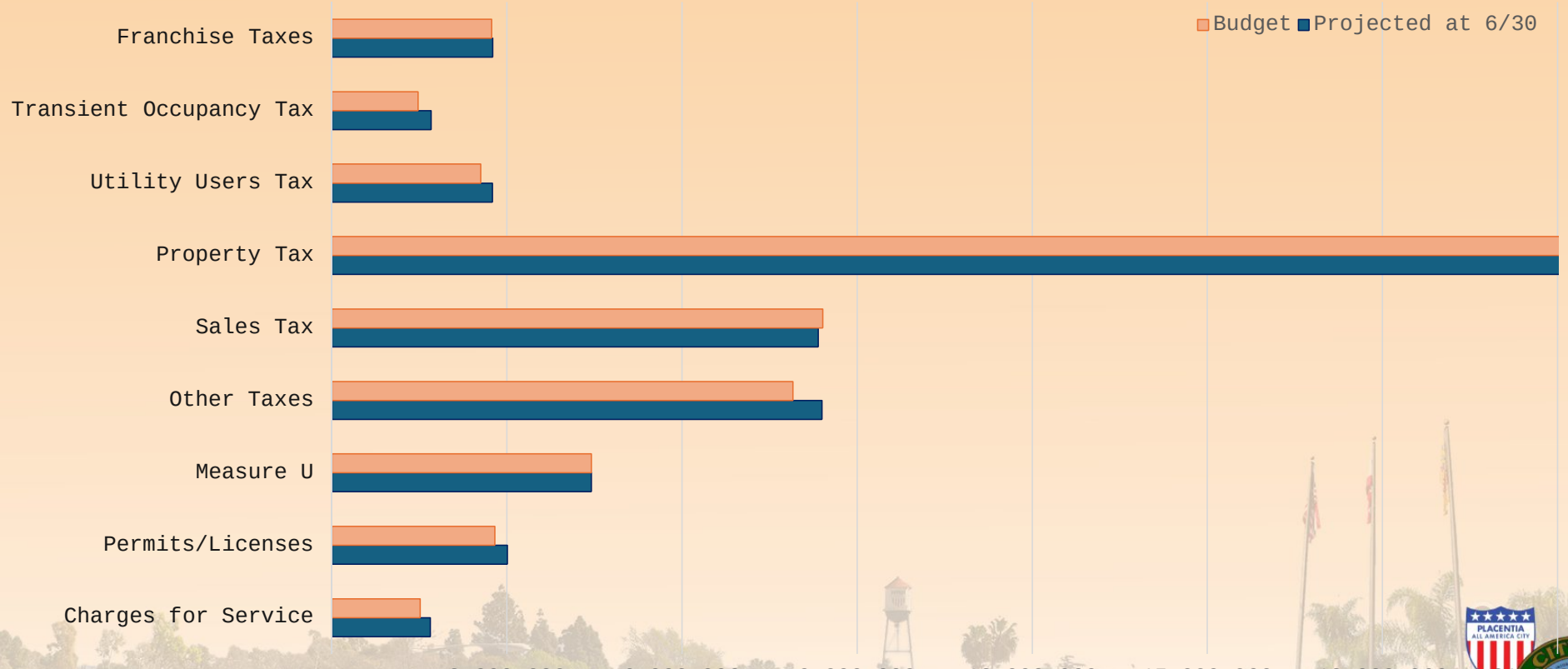

Notable Proposed Mid-Year Adjustments

- ***Legal Services-* $100,000**
  - Due to contract rate increases, legal services relating to labor negotiations and special projects administered by City Attorney

- ***City Administrator- $480,000***
  - Unforeseen expenses relating to separation of former City Administrator

- ***Administrative Services-$30,500***
  - Increase in Information Technology (IT) professional services to support after-hour calls, network and system engineering required for current projects

- ***Development Services- $152,950***
  - Needed to support contract inspection services due to staff turnover and sustained high demand for inspections. Increase offset by revenue.

Notable Proposed Mid-Year Adjustments

- **Police- $85,000**
  - Needed to cover anticipated overtime in the detective unit due to a homicide investigation and uniform expenses due to a higher-than-normal number of uniforms needed for department personnel

- **Fire & Life Safety- $266,400**
  - $216,000 is needed to support overtime incurred when staff were dispatched on strike team(s). This expense is offset by revenue in the same amount that is reimbursed by CalOES.
  - $50,000 is needed for repairs to the ladder truck

- **Public Works- $275,500**
  - $145,000 is needed to fund both phase 1 and 2 of repairs needed to the City Hall alarm and security system.
  - $50,545 is needed to cover the cost of fire watch services October thru December 2024
  - $80,000 is needed in part-time salaries due to several employees out on long term leaves of absence

Notable Proposed Mid-Year Adjustments

- **General Government**
  - $200,000 for water
  - $100,000 for electricity
  - $310,500 for leave accrual payouts resulting from upcoming retirements



Proposed Staffing Changes

- **Community Services- ($5,800 annual cost)**
  - Eliminate Deputy Director of Community Services and create two Community Services Supervisor positions
  - Reclassification of a Management Analyst to a Community Services Supervisor
    - Actions will eliminate gaps in oversight and succession planning and allow site coordinators to dedicate more effort to program development

- **Development Services- *No Cost***
  - Reclassify Plans Examiner to Building Supervisor
    - Sustained need for inspections, staff turnover and unsuccessful recruitments for Plans Examiner position.
    - Reduce contract inspection services expenses

Mid Year Summary
General Fund Net Operating Balance

Estimated Beginning Fund Balance 7/1/2024	**$15,153,051**
Projected Change in Fund Balance	(4,623,710)
Projected Ending Fund Balance at 6/30/25	10,529,341
Fund Balance Designations	
Non-Spendable	1,766,691
General Fund Reserve	4,838,121
Contingency Reserve	6,768,578
Unassigned Fund Balance	(2,844,049)

Estimated Ending Fund Balance 6/30/25	**$10,529,341**
Projected Operating Expenditures	46,426,796
25% FB Target	11,606,699
General Fund Operating Reserve %	18.87%

Potential Impacts on City Finances

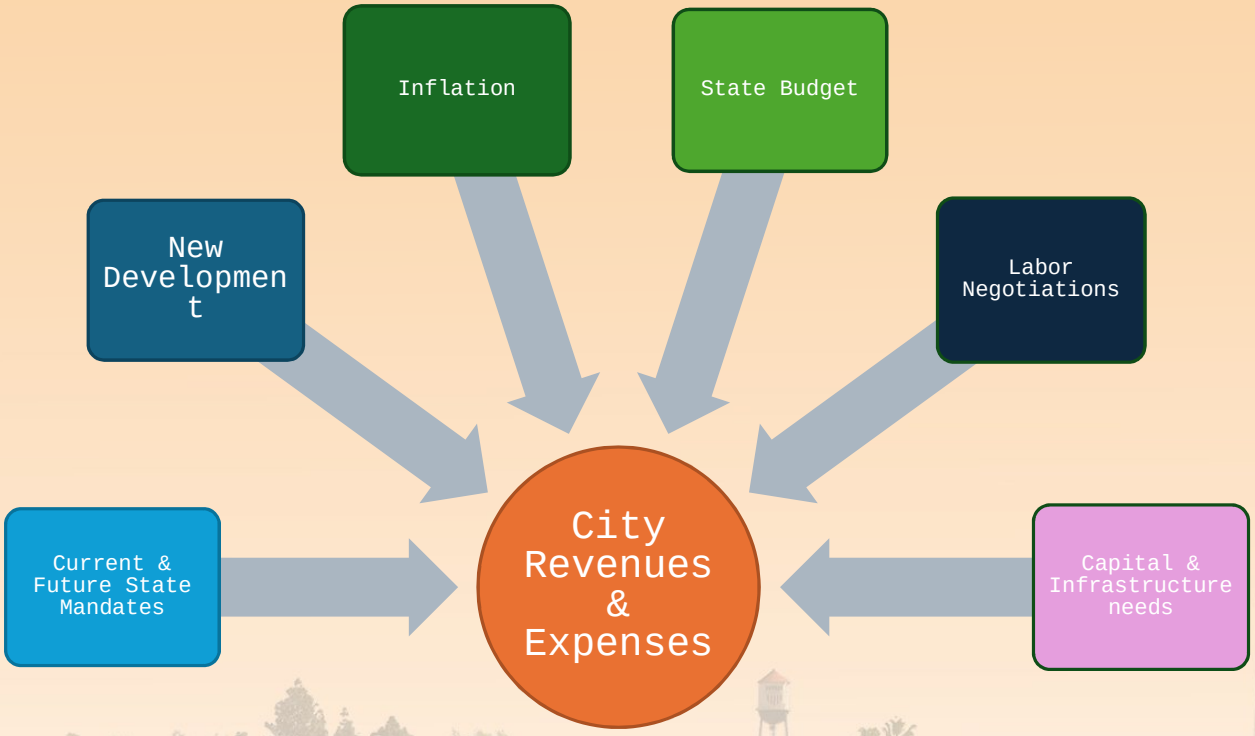

FY 2025-26 Budget – Known Challenges

- Anticipated Unfunded Actuarial Liability (UAL) of $918,000 based on CalPERS returns- *$471,000 increase over FY24/25*
- Increased contract costs
- Unknown fiscal impacts of labor negotiations
- Funding needed for capital projects, facility maintenance, ADA improvements, Sewer and Storm Drain upgrades identified in various studies
- Placentia Centennial Celebration
- Moderate revenue increases

Next Steps

- Q3 Budget Review
  - April 2025
- Proposed FY 2025/26 Budget Presentation
  - May 20, 2025
- Proposed FY 2025/26 Budget Adoption
  - June 3, 2025

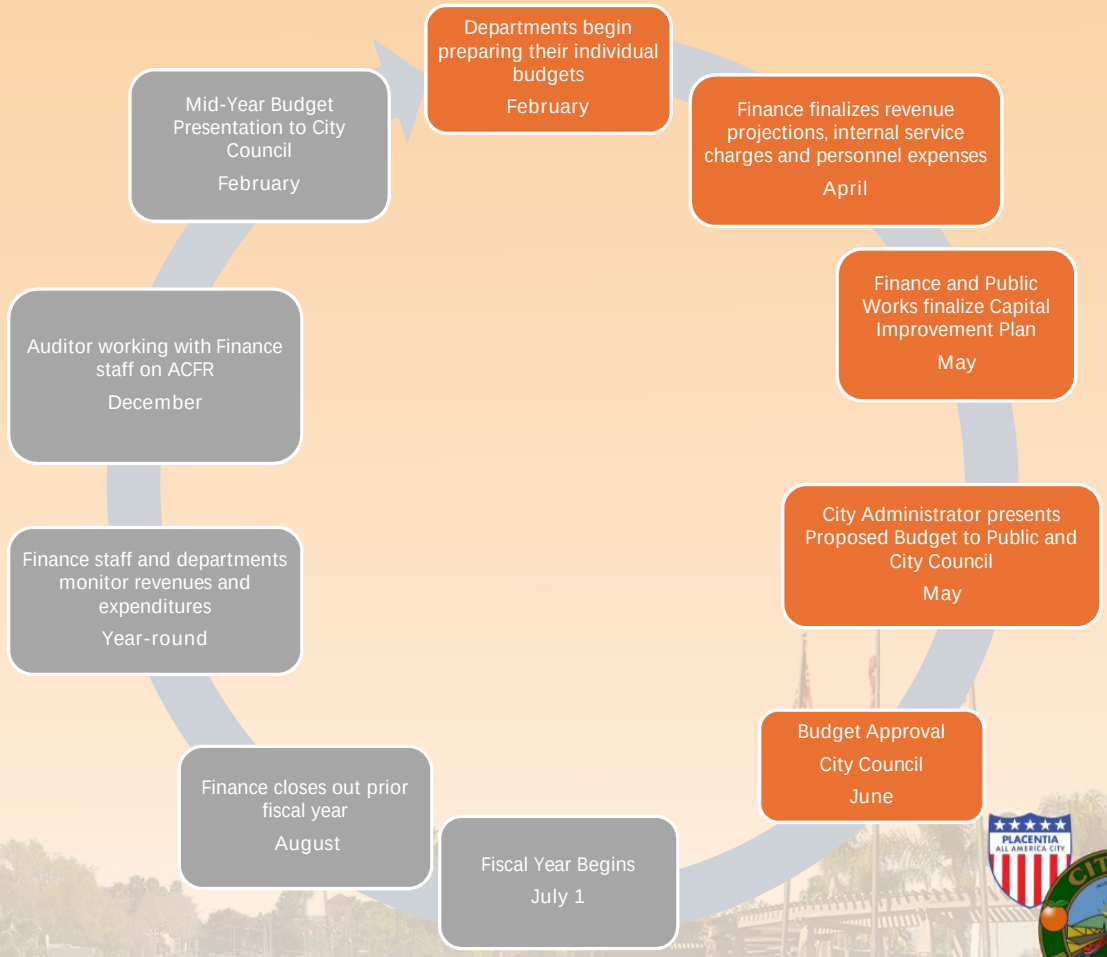

Long Term Fiscal Sustainability- Strategies in Motion

- City Council directed staff to review options for long term fiscal sustainability
  - No interest in pursuing additional Transactions & Use Tax
- Actions already in progress:
  - Annual update to Comprehensive Fee Study- April 2025
  - Annual update to Development Impact Fees- April 2025
  - Sewer rate study- March 2025
  - Nexus study underway for new Development Impact Fees (DIFs)
    - Americans with Disabilities Act (ADA)
    - Information Technology
    - Citywide facilities
    - New Community Facilities District (CFD) for public safety
  - Negotiations in progress for additional hotel(s) and potential billboard
  - Analyze service delivery to maximize cost recovery

Long Term Fiscal Sustainability- Options

- Landscape Maintenance District (LMD)
  - City has one LMD established in 1992 with no inflation escalator
  - General Fund has had to support maintenance costs originally included in the LMD due to insufficient resources
  - New LMD, with a CPI adjustment included, could support landscape maintenance, irrigation, utility costs for area within the LMD including Champions Sports Park
    - Would require voter approval
    - Would be in addition to existing LMD assessment
    - Nexus study required to calculate rates needed to support maintenance costs

Long Term Fiscal Sustainability- Options

- Transient Occupancy Tax (TOT)
  - City's current TOT rate is 10%, charged to guests of hotels and short-term rentals
  - City currently receives approximately $1.8 million in TOT annually
  - Majority voter approval required

Additional Tax Rate	Projected Revenue (Annual)
1.0%	$184,000
2.0%	$368,000
5.0%	$920,000

Long Term Fiscal Sustainability- Options

Current Orange County TOT rates

City	TOT Tax Rate
Anaheim	15.0%
Buena Park	15.0%
Seal Beach	15.0%
Garden Grove	14.5%
Tustin	13.0%
La Palma	12.0%
Laguna Beach	12.0%
Stanton	12.0%
Santa Ana	11.0%
Brea	10.0%
Cypress	10.0%
Dana Point	10.0%
Fullerton	10.0%
Huntington Beach	10.0%
Laguna Hills	10.0%
Laguna Woods	10.0%

City	TOT Tax Rate
Lake Forest	10.0%
Newport Beach	10.0%
Orange	10.0%
Placentia	10.0%
San Clemente	10.0%
San Juan Capistrano	10.0%
Yorba Linda	10.0%
Irvine	10.0%
Fountain Valley	9.0%
Costa Mesa	8.0%
Laguna Niguel	8.0%
Los Alamitos	8.0%
Mission Viejo	8.0%
Westminster	8.0%
Aliso Viejo	0.0%
La Habra	0.0%
Rancho Santa Margarita	0.0%
Villa Park	0.0%

Long Term Fiscal Sustainability- Options

- Reduce expenses
  - Departments will be asked to reduce budgets for FY25/26, second year in a row
  - Review all vacant positions and/ or reallocate staff resources
  - Analyze and prioritize programs and services currently provided

Questions & Comments



Placentia City Council
AGENDA REPORT

TO: CITY COUNCIL

VIA: CITY ADMINISTRATOR

FROM: DIRECTOR OF FINANCE

DATE: FEBRUARY 18, 2025

SUBJECT: **FY 2024-25 MID-YEAR BUDGET REPORT**

FISCAL IMPACT:

Fund	**Revenues** (Including Transfers-In)	**Appropriations** (Including Capital & Transfers-Out)
General Fund	1,168,072	1,878,850
Special Revenue	2,048,076	4,023,231
Capital Projects	-	(2,700)
Enterprise Funds	-	(4,700)
Internal Service Fund	125,086	145,686
Total	**3,341,234**	**6,040,367**

SUMMARY:

The City's Operating Budget is reviewed and presented to the City Council quarterly for recommended amendments and to provide current information on the financial activities of the City. Additionally, these types of quarterly reports assist City departments in communicating their financial operations throughout the fiscal year including any program changes and significant impacts to their annual budgets, as well as ensuring spending and revenues received throughout the year closely align with the adopted budget. This report includes requested departmental budget adjustments through the second quarter of fiscal year 2024-25, covering the period through December 2024.

RECOMMENDATION:

It is recommended that the City Council take the following action:

1. Approve the Mid-Year Budget Report and adopt Resolution No. R-2025-06, amending the City's FY 2024-25 Budget, Position Allocation Plan and Salary Schedule.

STRATEGIC PLAN STATEMENT:

This item is consistent with the City Council approved 5-Year Strategic Goal to Ensure Long-Term Fiscal Sustainability, under Objective #1.6 Update the existing 10-Year Financial Plan.

DISCUSSION:

At the June 4, 2024 City Council meeting, the City Council approved the FY 2024-25 budget which included $99.2 million in expenditures supported by $95.3 million in revenues, with the difference supported by the use of one-time monies in various funds to address capital improvement projects.

The City conducts a thorough mid-year analysis of its budget after completion of the first two quarters and makes adjustments as needed to both the revenues and the expenditures in order to ensure sufficient funding through June 30th.

General Fund: The General Fund FY 2024-25 Amended Budget, inclusive of proposed mid-year adjustments includes total revenues of $58.7 million and expenditures of $63.4 million. The proposed budget adjustments in the FY 2024-25 Mid-Year Budget Report include a net increase to revenues of approximately $1,166,000 and a net increase in expenditures of approximately $1,879,000.

General Fund Revenue

Changes to revenue are based on year-end projections based on current year activity. While there are minor adjustments in several revenue line items, the largest changes are occurring to property, sales and utility users' taxes (UUT) as well as charges for service.

- ***Property tax*** – The city receives the majority of its property tax revenue over 3-4 months each fiscal year clustered around the property tax due dates of December 10th and April 10th. As a result, the City does not receive its first payments until November, with the bulk of the first installment payments received at the end of December, making it difficult to compare revenue received to the budget until the mid-year budget review.

  Properties are assessed every January 1, with payments based on that assessment due the following December and subsequent April creating a significant lag between the assessment of the property and the payment of the property tax. If a property changes ownership, or is reassessed after January 1, the City will not receive the increased property tax for up to 18 months making it difficult to predict significant increases. For the tax year 2024-25, the City's overall assessed value increased by 5.7%, compared to 5.4% for the County and was bolstered by a few significant property reassessments due to construction improvements as well as changes in ownership.

  The City is anticipating the loss of approximately $38,000-$50,000 annually in property tax due to the sale of the Placentia Linda Hospital to UC Irvine Health in 2024 as the UC Regents who own UC Irvine Health are exempt from paying property taxes in the State of

California.

Based on property tax received year-to-date, staff is projecting no change to the FY 2024-25 budget across all property tax categories.

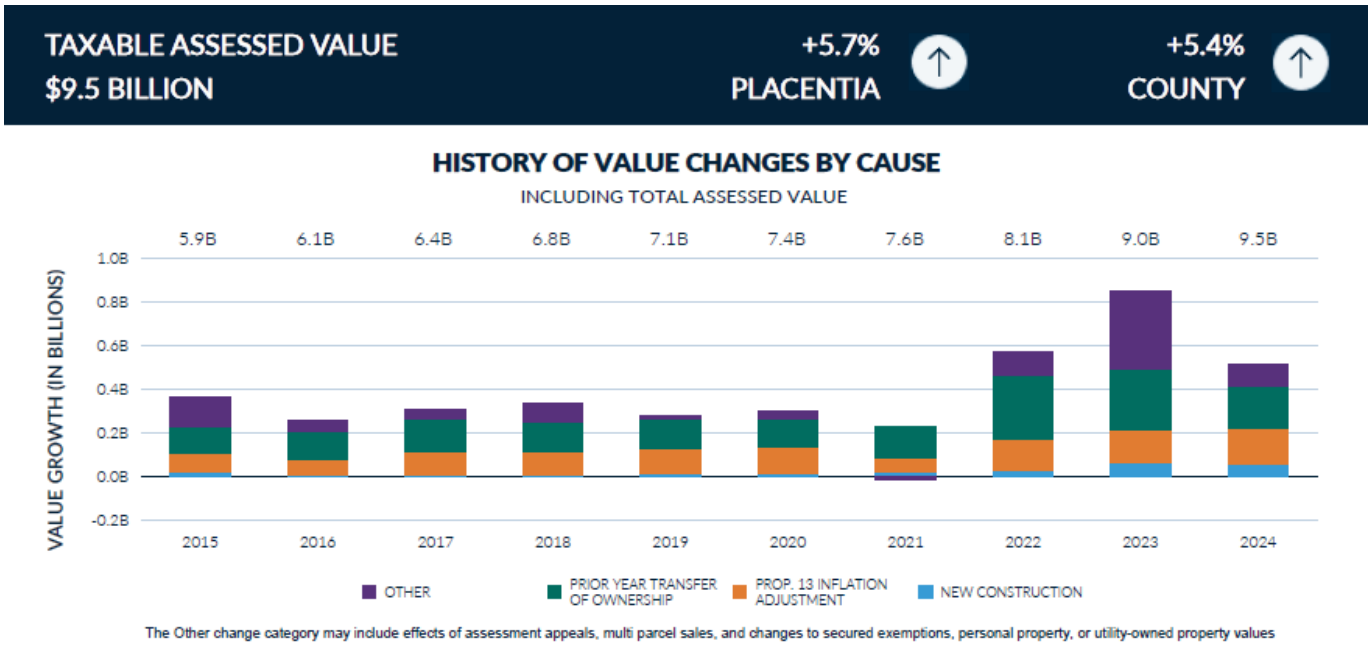

- ***Sales Tax***- Thru January, receipts for sales tax have been approximately 4.7% lower in FY 2024-25 compared to the prior fiscal year, with the most recent quarter's (July-September 2024) information showing gross receipts down 1.9% compared to the same quarter in 2023. In anticipation of this decrease, the City budgeted lower sales tax in FY 2024-25 than the prior fiscal year, however we are currently projecting to receive $75,000 less than the budgeted amount by June 30, 2025. As new businesses have taken over locations that shuttered in 2024, the City should have more information in the next quarter regarding the impact of those businesses on the City's sales tax base.

  Working with our sales tax consultant, HdL, some of the reasons behind the decreases include lower fuel prices, the impact of prolonged higher interest rates on purchases of new automobiles, a decrease in nonresidential construction, and the change in consumer behavior as people eat out less often due to higher menu prices and service charges. More information regarding sales tax is included in the HdL quarterly sales tax update and economic forecast attached to this staff report.

- ***Utility Users' Tax (UUT)*** revenues are included in the "Other taxes" category and are trending approximately $300,000 higher than budgeted, for a total projected revenue of $3,050,000 for the current fiscal year.

- ***Franchise Tax Revenues*** are projected to increase by $200,000 due to increased refuse fees.

- ***Permits & Licenses*** revenue is increasing due to year-to-date activity for heat/air conditioning permits ($100,000), electrical permits ($35,000), plumbing permits ($11,550), administrative citations ($15,000) and fire inspections ($100,000).

- ***Charges for Services*** adjustments include a reimbursement of $216,000 from CalOES for strike teams deployed by our Fire and Life Safety Department. This revenue is offset by a corresponding increase of the same amount for overtime expenses.

	FY 24/25 Amended (Current)	FY 24/25 Mid-Year Adjustments	FY 24/25 Amended (Proposed)
Revenue			
Property Taxes	21,796,023	-	21,796,023
Sales & Use Taxes	8,408,000	(75,000)	8,333,000
Other Taxes	7,896,040	500,000	8,396,040
Permits/ Licenses	2,788,900	215,003	3,003,903
Fines & Forfeitures	485,000	90,000	575,000
Intergovernmental	312,000	72,278	384,278
Charges for Service	1,716,990	228,621	1,945,611
Misc. Revenue	2,129,075	124,702	2,253,777
Subtotal Revenues	**45,532,028**	**1,155,604**	**46,687,632**
Operating Transfers-In	455,100	10,000	465,100
Measure U Transfer In:			
Employee Retention	2,665,800	-	2,665,800
OPEB	888,600	-	888,600
Measure U Reserve	888,600	-	888,600
Subtotal Transfers-In	**4,898,100**	**10,000**	**4,908,100**
Total Operating Resources	**50,430,128**	**1,165,604**	**51,595,732**
Capital Improvement Projects Revenue	7,150,174	-	7,150,174
Total Resources	**57,580,302**	**1,165,604**	**58,745,906**

General Fund Expenditures

As outlined in the table below, the mid-year forecast for General Fund operating expenses is $46.4 million for FY 2024-25, with total General Fund expenditures projected at $63.4 million, a net increase of $1,879,000 over the revised budget.

	FY 2024-25 Amended (Current)	FY 24/25 Proposed Adjustments	FY 24/25 Amended (Proposed)
Operating Expenditures			
Legislative	1,075,316	100,000	1,175,316
City Administrator	1,055,675	480,826	1,536,501
Administrative Services	5,724,969	35,875	5,760,844
Human Resources	962,500	6,200	968,700
Finance	1,370,550	1,150	1,371,700
Development Services	1,782,450	152,950	1,935,400
Public Safety-Police	14,533,585	101,723	14,635,308
Fire & Life Safety	5,233,350	259,568	5,492,918
Public Works	4,486,501	279,358	4,765,859
Community Services	3,513,350	(3,800)	3,509,550
General Government	4,809,700	465,000	5,274,700
Subtotal Operating Expenditures	**44,547,946**	**1,878,850**	**46,426,796**
Non-Operating Expenditures			
Interfund Transfers Out	143,756	-	143,756
GF Debt Service	6,458,866	-	6,458,866
Subtotal Non-Operating Expenditures	**6,602,622**	**-**	**6,602,622**
Capital Improvement Program	10,340,199	-	10,340,199
Total Expenditures	**61,490,767**	**1,878,850**	**63,369,617**

Notable General Fund expenditure budget adjustment requests include the following:

- ***Legislative-*** Projected increases of $100,000 in Legal Services due to a combination of rate increases per the City Attorney contract, outside legal services needed to assist in finalizing a bargaining agreement, as well as various special projects administered by the City Attorney's office.

- ***City Administrator's office-*** Unforeseen expenses in the City Administrator's office include the costs associated with the separation agreement with the City's former City Administrator and the subsequent hiring of an Interim City Administrator.

- ***Administrative Services-*** Proposed increases include $30,500 in professional services in the Information Technology (IT) division. This assistance is necessary as in-house IT staff do not have the capacity to service all the after-hours calls, network and system engineering that is required for current projects.

- ***Development Services-*** Due to unsuccessful recruitments and staff turnover, the City has continued to need to rely on outside contractors for inspection services. Staff is requesting $158,000 for contract inspection and plan-check services, which is offset by a corresponding increase in revenues for permits.

- ***Police-*** The Police department is requesting an increase of $60,000 in overtime expenses relating to a homicide investigation that will require the entire detective unit to work overtime. In addition, the department in requesting $25,000 in uniform expenses due to the need to purchase a higher-than-normal number of uniforms for department personnel including cadets, volunteers and Police Officer Trainees in the academy.

- ***Fire & Life Safety-*** The Fire & Life Safety department's budget is increasing to reflect an increase in overtime equal to the reimbursement from CalOES of $216,000 for their strike team response(s). An additional $50,000 is requested for needed repairs to the ladder truck.

- ***Public Works-*** The Public Works department is requesting adjustment to their operating budget to cover unforeseen expenses at the City Hall including:

    - $145,000 for both phase 1 and phase 2 repairs to the City Hall fire and security alarm system. An additional $50,545 is requested to cover the cost of fire watch services between the months of October through December 2024.

    - $80,000 in part-time salaries to cover increased costs incurred due to several employees being out on long-term leaves of absence.

- ***General Government-*** The General Government department covers expenses that support all citywide departments such as insurance, postage and electricity and are often outside the City's control. After reviewing these accounts, the following adjustments are requested for the remainder of the fiscal year.

    - Electricity- $100,000
    - Water - $200,000
    - Leave Accrual Payouts (upcoming retirements) - $310,500

Staffing Changes

The Community Services department is recommending a minor reorganization to more appropriately structure their department to address current gaps and enhance organizational efficiency. Proposed adjustments are projected to cost $5,800 annually and include:

- Elimination of the Deputy Director of Community Services position and subsequent creation of two Community Services Supervisors. The current structure places significant gaps in oversight and succession planning. Replacing the Deputy Director position with two supervisors will create focused leadership for core operations and address workload distribution, ensuring direct supervision across key functions.

- Reclassification of a Management Analyst to a Community Services Supervisor. The Management Analyst position was created in FY22/23 with fifty percent (50%) funded by the North Service Planning Area (NSPA) to support the City's efforts to

address homelessness. Reclassifying this position is anticipated to focus oversight on programs serving specialty populations such as the Navigation Center, Neighborhood Services Center and Senior Center and allow site coordinators to dedicate more effort to program development and execution. There is no fiscal impact resulting from this action as the pay grade is the same for both positions, and the position would still serve the NSPA fifty percent (50%) of their time.

In FY 2024-25 the Development Services Department transitioned several previously contracted positions in-house. The City has had repeated unsuccessful recruitments for the position of Plans Examiner and turnover in the Building Inspector position while simultaneously experiencing a sustained increase in the need for contracted inspection services.

Staff is proposing the following adjustment to better serve the needs of the department and the community:

- Reclassify the Plans Examiner position to a new classification, Building Supervisor. The pay grades for the two positions are the same so there is no fiscal impact to this action.

These proposed staff modifications are included in the exhibits to the attached resolution.

Special Revenue Funds

The Special Revenue Funds FY 2024-25 Amended Budget includes revenues of $51.2 million and expenditures of $57.7 million, with the difference being the use of existing fund balance in respective funds for capital projects. The proposed budget adjustments in FY 2024-25 Mid-Year Budget Report include an increase in revenues of $2,173,162 for the following areas:

- $239,000 increase in North Orange County public safety grant.
- $29,000 increase to gas tax to reflect updated projections.
- $174,400 in Opioids Settlement Fund to reflect receipts year to date.
- $1,563,400 in various development impact fee funds to reflect receipts year to date.

Notable expenditure adjustments include:

- $239,000 in public safety salaries equal to the revenue received from the North Orange County public safety grant.
- Transfers of $3,367,020 in bond proceeds from the Public Financing Authority to the General fund for reimbursement for public safety building construction costs.
- $120,000 in the Landscape Maintenance District for water based on usage year to date.
- $150,000 in the General Plan Update Fund for General Plan and code amendments related to housing element compliance and/or compliance with other state laws.

- Appropriation of $129,200 from existing Measure M fund balance for the Senior Mobility Program to support transportation through June 30, 2025.

Internal Service Funds: The Internal Service Fund FY 2024-25 Amended budget includes revenues of $4.3 million and expenditures of $3.8 million. Notable adjustments include:

- Increase of $115,000 for property insurance due to the addition of the public safety building as well as Wagner, Santa Fe and La Placita park which were previously omitted from the City's property schedule.

- Increase revenues by $125,086 to reflect a refund from our insurance carrier. These funds were netted against the amount requested to pay current fiscal year premiums; this action is administrative cleanup to recognize revenues in the general ledger.

Section 115 Trust

The City has taken a proactive approach to its pension liability funding strategy, issuing lease revenue bonds in 2020 to address the City's unfunded actuarial liability (UAL) with CalPERS, establishing a Section 115 Trust to mitigate against CalPERS investment losses and pre-fund Other Post-Employment Benefits (OPEB) obligations.

The FY24/25 budget included the use of $750,000, or 75% of the annual cost, from the trust to fund retiree health benefits, as well as $447,000 to fund the annual UAL payment to CalPERS.

The balances of the Section 115 trust through December 31, 2024 are:

- OPEB- $1,945,945 (2 months of 9 months budgeted from Section 115 trust for retiree health payments ($114,280) made this fiscal year).

- Pension Stabilization- $1,245,781 (UAL Payment of $447,154 already made this fiscal year).

Fiscal Year 2025-26 Budget

The City is currently in the beginning stages of developing it's FY 2025-26 budget, however staff has already identified fiscal challenges including:

- Modest revenue increases in property and sales tax, including Measure U.

- Increases in personnel costs both directly and indirectly related to memorandums of understanding with various labor groups, as well as the ongoing classification and compensation study which is anticipated to be finalized in Spring, 2025.

- An increase in the City's Unfunded Actuarial Liability (UAL) with CalPERS due to their lower-than-expected rates of return in recent years from $447,000 to $918,000. This liability

is in addition to the City's debt service obligation created with the issuance of bonds to pay off the CalPERS UAL in 2020.

- Increased cost of our Advanced Life Support (ALS) contract.
- Anticipated increases in insurance premiums resulting from the recent fires in Los Angeles.
- Per Policy 460, a decrease in contribution to infrastructure from Measure U from 50% to 40%, with a corresponding increase in reserve contribution from 10% to 20%.

Staff will return to the City Council in May to present the Proposed FY 2025-26 Annual Budget and Capital Improvement Plan (CIP).

FISCAL IMPACT:

The fiscal impact associated with the approval of this item is summarized below with the detailed budget adjustments as listed in Exhibit A.

Fund	**Revenues** (Including Transfers-In)	**Appropriations** (Including Capital & Transfers-Out)
General Fund	1,168,072	1,878,850
Special Revenue	2,048,076	4,023,231
Capital Projects	-	(2,700)
Enterprise Funds	-	(4,700)
Internal Service Fund	125,086	145,686
Total	**3,341,234**	**6,040,367**

Based upon preliminary FY 2024-25 projections, which reflect an increase in revenues of $1,165,605, an increase in expenses of $1,878,850, for a net decrease of $713,245 to fund balance, it is anticipated that the General Fund fund balance, inclusive of the Measure U and General Fund reserves, Unassigned Fund Balance and Nonspendable monies will be $10,529,341 at June 30, 2025.

Prepared by:

_____
Jennifer Lampman
Director of Finance

Reviewed and approved:

_____
Tom Hatch
Interim City Administrator

Attachments:

1. Resolution R-2025-06 – Authorizing a Budget Amendment in Fiscal Year 2024-25
    a. Exhibit A – Detailed Budget Adjustments
    b. Exhibit B – Position Allocation Plan and Salary Schedule
    c. Exhibit C – Building Supervisor Job Specification
2. HDL 3rd Quarter Sales Tax Update
3. HDL Property Tax newsletter
4. Beacon Economics Report

Agenda Item No: 3.b

PLACENTIA CITY COUNCIL AGENDA REPORT

Meeting Date: February 18, 2025

Submitted by: Gabriel Guerrero-Gabany

From: Public Works

Subject:
Fiscal Year 2025-26 Capital Improvement Program

Financial Impact:
Fiscal Impact: The fiscal impact will be determined with final adoption of the Fiscal Year 2025-26 CIP Budget.

Summary:
The Capital Improvement Program (CIP) represents a critical part of the City's long-term planning and budgeting efforts. The CIP includes planned investments in our infrastructure, which includes streets, facilities, parks, fleet, technology and other longer-term capital assets necessary to maintain and improve the quality of life for our community. These projects proposed in the CIP are typically significant in the scope and cost and often require several years to complete. This Study Session serves as an opportunity for the City Council to review and discuss the proposed projects and funding, evaluate priorities, and provide guidance to staff.

Recommendation:
Recommended Action:
It is recommended that the City Council take the following actions:

1. Provide staff direction for using 40% or 50% of Measure U towards infrastructure; and
2. Confirm use of measure U funding towards staff identified critical projects (Fuel Tank & Golden Ave Bridge); and
3. Direct staff to work with consultant to prioritize street projects and return to Council with recommendations.

Strategic Plan Statement:
This item conforms to multiple Strategic Plan Goals by ensuring long-term fiscal sustainability, ensuring that public safety continues to be a high priority, and implementing public infrastructure to meet community needs.

Discussion:
The City's Capital Improvement Program (CIP) identifies major public improvements to the City’s infrastructure over the next several years and includes new projects, upgrades to existing facilities, park upgrades, rehabilitation of streets and roadways, as well as other infrastructure needs. Funding for proposed projects for FY 2025-26 are included in the future

budget, with the majority of the scheduled projects funded by Measure U, Gas Tax, Enhanced Infrastructure Financing District (EIFD), Development Impact Fees (DIFs), grants and other reimbursements.

The total requested CIP for FY 2025-26 includes 36 new projects/capital purchases for a combined total of $35,525,781 (Attachment 1). The table in the presentation summarizes the types and amounts of projects by category, the requested amounts, and the amount being requested by Measure U. Major proposed projects include street improvements, replacing the Golden Avenue Bridge, sewer improvements, removing an underground storage tank at the City Yard, fire station maintenance and safety upgrades.

Recognizing the large number of projects requesting Measure U funds and the limited funding available, Staff underwent a project prioritization process. Projects were ranked on a scale from 0 (least priority) to 110 (highest priority) during an inter-department meeting. Prioritization criteria can be found in Attachment 2.

Additionally, Staff understands the City Council's and the community's concerns on completing the remainder of its streets as shown in the attached pavement rehab schedule (Attachment 3). There are four more years left to complete the remainder of the City. Since 2018, the City has made a concerted effort to improve City Streets. As a result of this effort the Pavement Condition Index (PCI) score increased from a 67.0 to now a 79.7. Following completion of the annual paving project that is currently under construction and is expected to be completed this summer, the City's PCI will be at approximately 81. A PCI score between 79-81 is the ideal range for cities to be in. In order to maintain a score of 80 over the next four years, a total of $31M is needed with $9.02M needed this coming fiscal year.

This Study Session serves as an opportunity for the City Council to review and discuss the proposed projects and funding, evaluate priorities, and provide guidance to staff.

Fiscal Impact Summary:
Fiscal Impact: The fiscal impact will be determined with final adoption of the FY 2025-26 CIP Budget.

Attachments
Attachment 1 - FY 2025-26 CIP Project List.pdf
Attachment 2 - CIP Prioritization Criteria.pdf
Attachment 3 - Pavement Priority Areas Map.pdf

FY 2025/26 CAPITAL IMPROVEMENT PROJECTS

Carryover/ New Project or Funding	Project Type	Project	Priority Score (Measure U Projects)	Funding Source	Total Amount	General Fund (0010)	Measure U (0079)	Other Funding Source Amount
N	Streets & Streetscapes	Old Town Streetscape Improvements (EIFD)	100	Measure U & EIFD	$ 10,150,000		$ 150,000	$ 10,000,000
N	Streets & Streetscapes	Citywide CDBG ADA Improvements	N/A (Other Funding Source)	CDBG	$ 175,000			$ 175,000
N	Streets & Streetscapes	FY 25-26 Annual Sidewalk and Curb Ramp Repairs	100	Measure U	$ 300,000		$ 300,000	
N	Streets & Streetscapes	Golden Avenue Bridge Replacement Project	110	Measure U	$ 3,300,000		$ 3,300,000	
N	Streets & Streetscapes	FY 25-26 Annual Tree Planting	70	Measure U	$ 30,000		$ 30,000	
N	Streets & Streetscapes	Orangethorpe Median Restoration	35	Measure U	$ 100,000		$ 100,000	
N	Streets & Streetscapes	LMD Median Restoration Project	35	Measure U	$ 100,000		$ 100,000	
N	Streets & Streetscapes	FY 24-25 Arterial Street Rehabilitation	100	Measure U, SB1, Gas Tax, Measure M	$ 4,970,000		$ 3,510,510	$ 1,459,490
N	Streets & Streetscapes	FY 24-25 Residential Slurry Seal	100	Measure U, SB1, Gas Tax, Measure M	$ 4,050,000		$ 2,875,760	$ 1,174,240
N	Streets & Streetscapes	FY 25-26 Arterial Street Rehabilitation Design	100	Measure U	$ 200,000		$ 200,000.00	
	Total Streets & Streetscapes				***$ 23,375,000***		***$ 10,566,270***	***$ 12,808,730***
N	Traffic and Transportation Ops	Citywide Signal Hardware Upgrades	70	Measure U & Traffic DIF	$ 250,000		$ 95,152	$ 154,848
	Total Traffic and Transportation Ops				***$ 250,000***		***$ 95,152***	***$ 154,848***
N	Sewer	Old Town Sewer Rehabilitation	95	Measure U & Sewer DIF	$ 1,750,000		$ 1,586,564	$ 163,436
	Total Sewer				***$ 1,750,000***		***$ 1,586,564***	***$ 163,436***
N	Storm Drain	Kevin Way Storm Drain Improvements	85	Measure U & Storm Drain DIF	$ 250,000		$ 241,235	$ 8,765
	Total Storm Drain				***$ 250,000***		***$ 241,235***	***$ 8,765***
N	City Buildings & Facilities	PD Women's Locker Room	65	Measure U	$ 1,700,000		$ 1,700,000	
N	City Buildings & Facilities	Fuel Tank Replacement	110	Measure U	$ 1,036,800		$ 1,036,800	
N	City Buildings & Facilities	Whitten Center Kitchen Renovation	N/A (Other Funding Source)	Quimby-in-Leiu	$ 30,000			
N	City Buildings & Facilities	Aguirre Building Renovation	N/A (Other Funding Source)	Quimby-in-Leiu	$ 40,000			
N	City Buildings & Facilities	City Yard Repaving	80	Measure U	$ 200,000		$ 200,000	
N	City Buildings & Facilities	Fire Station 1 Maintenance and Safety Upgrades	95	Measure U & Fire Impact Fee	$ 58,000		$ 30,984	$ 27,016
N	City Buildings & Facilities	Powell Building Improvement Project	N/A (Other Funding Source)	Misc. Grants	$ 112,350			$ 112,350
	Total City Buildings and Facilities				***$ 3,177,150***		***$ 2,967,784***	***$ 139,366***
N	Technology	Desktop Computer Replacement Program	N/A (Other Funding Source)	Tech. Impact Fee	$ 75,000			$ 75,000
N	Technology	Enterprise Camera and Security Upgrades	80	Tech. Impact Fee & Measure U	$ 100,000		$ 4,465	$ 95,535
N	Technology	2FA / Single Sign-On Implementation	75	Measure U	$ 25,000		$ 25,000	
N	Technology	Software Additions, Upgrades & IT Operations	70	Measure U	$ 75,000		$ 75,000	
N	Technology	Public Safety Operations Hardware Upgrades	N/A (Other Funding Source)	Tech. Impact Fee	$ 75,000			$ 75,000
N	Technology	City Facilities Server/Network Upgrades	N/A (Other Funding Source)	Tech. Impact Fee	$ 50,000			$ 50,000
	Total Technology				***$ 400,000***		***$ 104,465***	***$ 295,535***
N	Parks	Tynes Gym Roof Replacement	N/A (Other Funding Source)	Parks & Rec DIF	$ 255,000			$ 255,000
N	Parks	Samp and Los Vaqueros Park Playground Renovations	N/A (Other Funding Source)	Misc. Grants	$ 600,000			$ 600,000
N	Parks	Replace Park Benches	N/A (Other Funding Source)	Quimby-in-Leiu	$ 60,000			$ 60,000
N	Parks	Gomez Pool Deck Repair	N/A (Other Funding Source)	Quimby-in-Leiu	$ 30,000			$ 30,000
N	Parks	Los Vaqueros Storm Drain	N/A (Other Funding Source)	Parks & Rec DIF	$ 150,000			$ 150,000
	Total Parks				***$ 1,095,000***		***$ -***	***$ 1,095,000***
N	Vehicles and Equipment	Public Works Ford Ranger Replacements (3)	60	Measure U	$ 150,000		$ 150,000	
N	Vehicles and Equipment	Fleet Lift Replacement	N/A (Other Funding Source)	Equip. Replacement	$ 35,000			$ 35,000
N	Vehicles and Equipment	Custodial Cargo Van	35	Measure U	$ 60,000		$ 60,000	
N	Vehicles and Equipment	Backhoe Replacement	65	Equip. Replacement & Measure U	$ 175,000		$ 99,648	$ 75,352
N	Vehicles and Equipment	Fire Department Equipment	N/A (Other Funding Source)	Public Safety Impact Fee	$ 17,200			$ 17,200
	Total Vehicles and Equipment				***$ 437,200***		***$ 309,648***	***$ 127,552***
	Total Major Studies				***$ -***		***$ -***	***$ -***
	Total New Projects				***$ 30,734,350***	***$ -***	***$ 15,871,118***	***$ 14,793,232***
	Projected Available Funding						***$ 3,466,183***	

Capital Improvement Program (CIP)
Project Prioritization Methodology

Purpose:

This methodology establishes a standardized framework for evaluating and ranking proposed Capital Improvement Program (CIP) projects across all City Departments. The objective is to ensure that projects addressing public health and safety receive the highest priority, followed by those driven by regulatory compliance, master plans, and strategic goals.

Prioritization Criteria:

Projects will be ranked using a weighted scoring system, with the highest total score indicating the highest priority. Each criterion will be assigned a score based on its alignment with City objectives.

Scoring Breakdown:

1. **Public Health and Safety (30 points max):**

    - Projects that directly mitigate risks to public health and safety (e.g., road repairs, fire/life safety improvements, flood control) - **30 points**
    - Projects that enhance but do not immediately mitigate health and safety risks - **20 points**
    - Indirect contributions to public health and safety - **15 points**

2. **Regulatory Compliance (20 points max):**

    - Projects mandated by federal, state, or regional regulations or to correct code violations - **20 points**
    - Projects addressing anticipated future regulatory changes - **15 points**
    - Projects that enhance compliance but are not required - **10 points**

3. **Strategic Plan Alignment (15 points max):**

    - Projects that directly support objectives outlined in the City's Strategic Plan - **15 points**
    - Projects indirectly supporting strategic goals - **10 points**

4. **Deferred Maintenance (15 points max):**

    - Projects that address critical deferred maintenance that poses a risk to safety or infrastructure integrity - **15 points**
    - Projects addressing moderate deferred maintenance that may lead to higher costs if delayed - **10 points**
    - Projects addressing low-priority deferred maintenance - **5 points**

5. **Adopted Master Plans (10 points max):**

    - Projects identified and aligned with a City Council-adopted Master Plan - **10 points**
    - Projects supporting the objectives of a Master Plan but not explicitly listed - **5 points**

6. **Bonus Criteria (20 points max):**

- **Critical Projects (20 points)**
  Projects deemed critical to staff that may incur additional cost to the City if not completed.
- **Grant or External Funding Secured (5 points):**
  Projects with partial or full funding from grants or external sources.
- **Operational Cost Savings (5 points):**
  Projects projected to reduce operational or maintenance costs over time.
- **Sustainability and Environmental Impact (5 points):**
  Projects that promote sustainability, energy efficiency, or environmental protection.
- **Community Enhancement and Engagement (5 points):**
  Projects that foster community engagement, improve aesthetics, or enhance public amenities.

Scoring Example:

Project Name	Public Health (Max 30)	Regulatory (Max 20)	Strategic Plan (Max 15)	Deferred Maint. (Max 15)	Master Plan (Max 10)	Bonus (Max 20)	Total Score
Road Safety Improvements	30	20	10	15	5	10	90
Park Expansion Project	20	10	15	10	10	5	70

Implementation:

Each department will submit proposed projects for review and scoring by the Public Works Department. The scored projects will be used to develop a *CIP Project List*, which will be considered by staff based on available funding and staff resources. The final *CIP Project List* will be presented to the City Council for approval as part of the annual budget process.

This methodology ensures that the City focuses resources on projects that protect public well-being, adhere to regulatory frameworks, and align with long-term strategic goals.

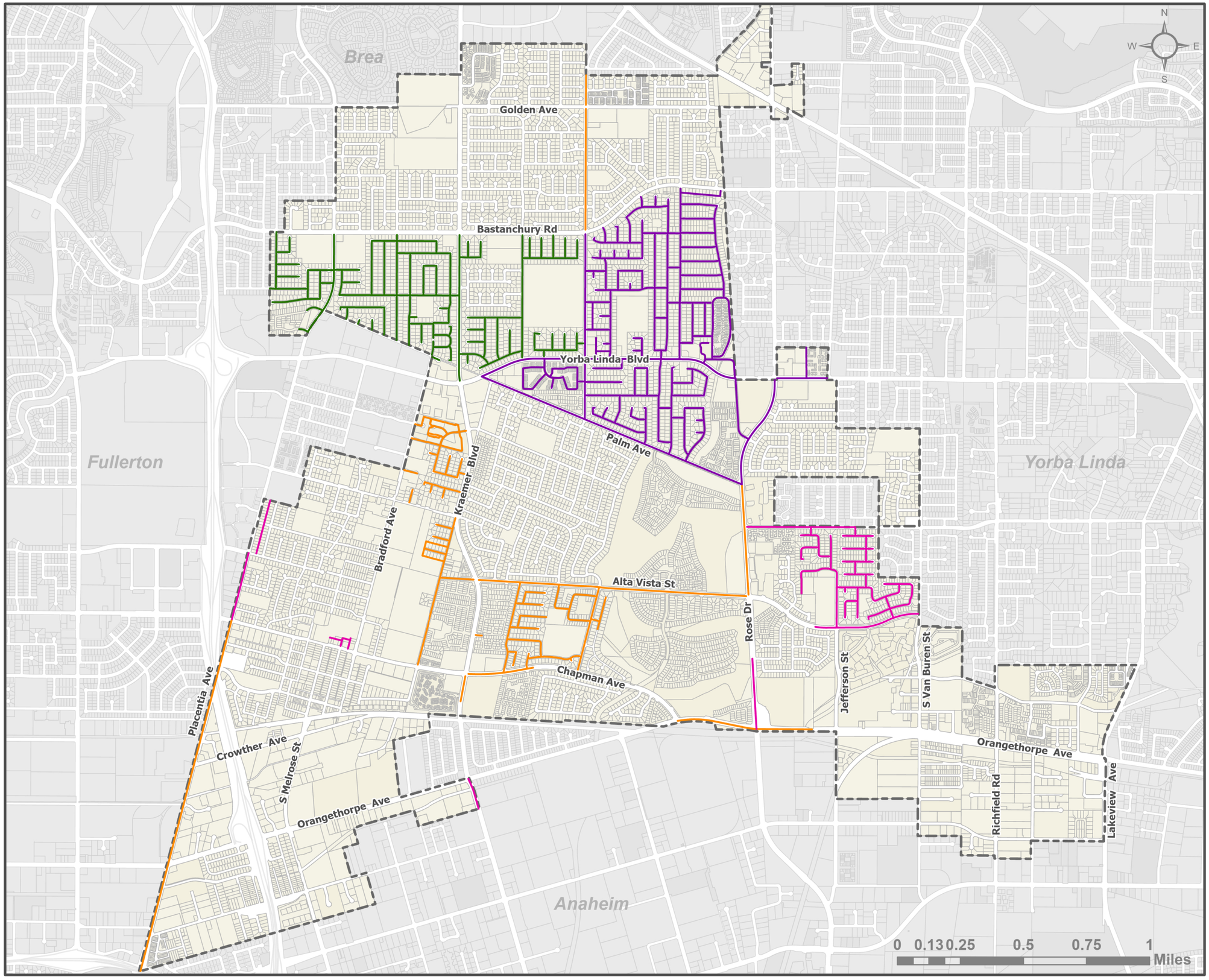

PAVEMENT REHABILITATION & MAINTENANCE PRIORITY AREAS

" No Street Left Behind"

Public Works Department

Updated on February 13, 2025

Pavement Priority Areas

- Priority Area 1
- Priority Area 2
- Priority Area 3
- Priority Area 4

MEASURE U Placentia's Tax Dollars At Work

SB1 Rebuilding California

OCGO Local Tax Dollars at Work

This map is for general reference only and may not reflect recent changes or improvements. The Public Works staff should be consulted for the most current information.

Development Services Department, Planning Division, GIS