CITY COUNCIL REGULAR MEETING

~ AGENDA ~

REGULAR MEETING

312 South Mildred St
Ranson, WV 25438
www.ransonwv.gov

September 17, 2024 | 7:00 P.M. | Council Chamber

MEETING REGISTRATION:

https://ransonwv.gov/yourgovernment/agendas-and-minutes/

PLEDGE OF ALLEGIANCE/MOMENT OF SILENCE

I. CALL TO ORDER

II. APPROVAL OF MINUTES

1. Minutes- September 3, 2024
   Council Minutes 932024.pdf

III. CITIZEN'S PRESENTATIONS/PETITIONS

IV. CITY MANAGER/STAFF REPORTS

1. Police Chief Status Report- August
   August 24 Stats- PD.xlsx
2. Public Works Status Report - August
   Public Works Status Report- August.pdf
3. Finance Status Report- August
   August 2024 AP Council Report.pdf
   August 2024 General Fund Budget Report.pdf
   August 2024 Capital Fund Budget Report.pdf
4. Community Development Status Report - August
   August 2024 CDD Report.docx
   August 2024 Permits Issued Report.pdf
5. Ranson Convention and Visitor Bureau Status Report - August
   CVB September Directors Report.docx
6. Ranson Parks and Recreation Status Report - August
   Parks and recreation status report - August.docx

7. City Manager Report

8. Ward Redistricting - Population Analysis Report & Recommendations
   2024-09-06_City of Ranson_Election Ward Options Memorandum 962024.pdf
   Future Zoning 962024.pdf

V. COMMUNICATIONS FROM THE MAYOR

1. Proclamation- Constitution Week
   Proclamation- Constitution Week 9172024.docx

VI. COUNCIL/COMMITTEE ANNOUNCEMENTS

VII. COUNCIL BUSINESS

1. Discussion of an Ordinance Amending and Reenacting Chapter 2 - Administration, Article II. Council Meetings of the Ranson City Code
   ARTICLE II, Council Meetings - Proposed Edits 2024 - Redline with Comments.pdf

2. Resolution 2024-19: FY2025 General Fund Budget Revision #2
   FY 25 General Funds Budget Revision #2 Resolution 2024-19.pdf
   General Fund Budget Revision #2 Worksheet FY25 9-17-2024.pdf
   FY25 General Fund Budget Revision #2 9-17-2024.pdf

3. City of Ranson Banner Policy
   Banner Application and Guidelines_201401291638079216.pdf

4. 2023 Ranson Community Distribution Program/ARPA Interest/Opioid Settlement Funds
   Opiod Settlement.pdf

5. Resolution 2024-20 - A Resolution of the City Council of Ranson Setting a Day and Time for Halloween Trick-or-Treating
   A RESOLUTION OF THE CITY OF RANSON CITY COUNCIL ADOPTING DESIGNATION OF TRICK.docx

VIII. ADJOURNMENT

IX. INFORMATION ONLY

AGENDA ITEM II.1

City Council Regular Meeting Request for Action

TO:

FROM: Darla Armstrong

ITEM TYPE: APPROVAL OF MINUTES

AGENDA SECTION: **APPROVAL OF MINUTES**

SUBJECT:

ATTACHMENTS:

Council Minutes 932024.pdf

CITY COUNCIL REGULAR MEETING

RANSON
AT THE CENTER OF OPPORTUNITY

~ AGENDA ~

REGULAR MEETING

312 South Mildred St
Ranson, WV 25438
www.ransonwv.gov

September 3, 2024 | 7:00 P.M. | Council Chamber

I. CALL TO ORDER

Keith D. Pierson, Mayor	**Absent**
Ken Suits	**Present**
Tommy Custer	**Present**
Amanda Stroud	**Present**
Andy Colandrea	**Present**
Herbie McDaniel	**Present**
Mike Anderson	**Present**

II. APPROVAL OF MINUTES

1. Minutes August 19, 2024

Keith D. Pierson, Mayor	**Absent**
Ken Suits	**Abstain**
Tommy Custer	**Yes**
Amanda Stroud	**Yes**
Andy Colandrea	**Yes**
Herbie McDaniel	**Yes**
Mike Anderson	**Yes**

III. CITIZEN'S PRESENTATIONS/PETITIONS

Pastor Sam Snow expressed his gratitude to the Council and the community of Ranson for the opportunity to hold a tent revival at Crane Lanes. He thanked everyone for their support.

Chrissy Wimer addressed the Council regarding Ordinance 2024-361, which amends and reenacts Section 2, Administration, Article II of the Ranson City Code concerning Council meetings. Dr. Wimer raised concerns about some of the language in the Ordinance and requested the Council to consider her proposed changes.

1. **Resolution 2024-18 - Designating September as Library Card Sign-Up Month**

Keith D. Pierson, Mayor	**Absent**
Ken Suits	**Abstain**
Tommy Custer	**Yes**
Amanda Stroud	**Second**
Andy Colandrea	**Yes**
Herbie McDaniel	**Yes**
Mike Anderson	**Motion**

2. **Presentation - Loving Our Community Program, WVU Medicine**

Spoke to the Council about Loving our Community Program of how it helps the communities and Family needs as in filling out applications for medical, housing, and food programs. Work with a variety of churches and groups to have events for food, socializing, Narcan and some other things as well, this month event is September 20, 2024 5:00 PM to 7:00 PM at Saint Thomas Evangelical Lutheran Church, 111 S. Seminary Street, Charles Town WV 25414.

IV. CITY MANAGER/STAFF REPORTS

1. **Police Chief Status Report – August**
   No action at this time

2. **City Manager Report**

City Manager Todd Wilt informed the Council about Jefferson County Community Ministries receiving federal funds and exploring options for improving the barns located on Racetrack Street. Mr. Wilt indicated that the City of Ranson may be asked to be a responsible party for assisting with recording or providing backup for some recordings. While this is not expected to incur a cost to the city, the Council will be kept updated as more information becomes available.

Additionally, Mr. Wilt is still finalizing the Parks and Recreation position and will provide further details at the next Council meeting scheduled for September 17, 2024.

COMMUNICATIONS FROM THE MAYOR

VI. COUNCIL/COMMITTEE ANNOUNCEMENTS

Council member Stroud provided an update regarding the event held on August 21, 2024, at the community gardens behind the Ranson Civic Center. The event was organized by Community Garden and Community Market Inc. (CMI). Council member Stroud reported there were 78 households supplied with food boxes. Plenty of Ice Cream and gave a special Thank you to Council Member Andy Colandrea for providing the Pizza's.

VII. COUNCIL BUSINESS

3. Ordinance 2024-361 - First Reading of an Ordinance Amending and Reenacting Chapter 2 - Administration, Article II. Council Meetings of the Ranson City Code

Table: The Council discussed proposed changes to the language. Staff were instructed to make the necessary revisions and present the updated language at the next meeting scheduled for September 17, 2024.

Mayor, Keith D. Pierson	**Absent**
Ken Suits	**Abstain**
Andy Colandrea	**Yes**
Amanda Stroud	**Motion**
Mike Anderson	**Yes**
Tommy Custer	**Second**
Herbie McDaniel	**Yes**

2. Creating a Welcome Package for New Ranson Residents

Council Member Tommy Custer has proposed that we consider redesigning our Welcome package and updating the information it contains. This is an excellent opportunity for us to enhance the way we greet and inform new residents about our community. The council discussed ideas of how to get the information to the residents.

3. Consideration of the Acquisition of 3.81 Acres on North Mildred Street, Ranson - Potential Executive Session

The Council went into Executive Session. The motion to enter Executive Session was made by Council Member Andy Colandrea and seconded by Council Member Tommy Custer.

Keith D. Pierson, Mayor	**Absent**
Ken Suits	**Abstain**
Andy Colandrea	**Second**
Herbie McDaniel	**Motion**
Amanda Stroud	**Yes**
Tommy Custer	**Yes**
Mike Anderson	**Yes**

The council came out of Executive Session with no action taken. The council then requested a motion to authorize the City Manager to enter into negotiations for the acquisition of 3.81 acres of property located on North Mildred Street.

1- Absent
1- Abstain
5-0 YES

Keith D. Pierson, Mayor	**Absent**
Ken Suits	**Abstain**
Andy Colandrea	**Motion**
Herbie McDaniel	**Yes**
Amanda Stroud	**Yes**
Tommy Custer	**Second**
Mike Anderson	**Yes**

VIII. ADJOURNMENT

Adjournment at 7:38 P.M. Motion was made by Council Member Amanda Stroud 2nd by Council member Herbie McDaniel. Next Ranson Council meeting will be held September 17, 2024. Ranson Council Chamber 312 South Midred Street, Ranson WV 25438.

IX. INFORMATION ONLY

_____
Keith D. Pierson, Mayor

_____
Darla Armstrong, City Clerk

AGENDA ITEM IV.1

City Council Regular Meeting Request for Action

TO:

FROM: Darla Armstrong

ITEM TYPE: CITY MANAGER/STAFF REPORT

AGENDA SECTION: **CITY MANAGER/STAFF REPORTS**

SUBJECT:

ATTACHMENTS:

August 24 Stats- PD.xlsx

Ranson Police Department
August 2024 Stats

August 2024	Calls for Service	Reports	Arrest	Citations	Warnings	Accidents
Chief Roberts	42	0	5	8	12	0
Capt. Lutman	62	0	1	5	6	0
Lt. Norris	0	0	0	0	0	0
Sgt. Sigulinsky	43	0	0	9	3	1
Sgt. McBride	21	1	2	10	5	0
Cpl. Watson	174	3	2	104	21	2
Cpl. Lynch	60	2	0	13	5	0
Cpl. Meacham	78	4	24	16	29	1
Ptlm. Hosby-Brown	36	1	3	13	6	0
Ptlm. Custer	3	0	0	0	0	0
Ptlm. Swartz	80	5	0	11	4	3
Ptlm. Black	91	2	1	24	10	3
Ptlm. Hutcherson	74	1	1	32	11	3
Ptlm. Hood	78	3	2	11	6	1
Ptlm. Portner	62	1	4	12	19	1
Ptlm. Jenkins	79	2	8	12	30	0
Ptlm. Palmer	71	1	1	14	10	0
Ptlm. Lancaster	0	0	0	0	0	0
Ptlm. Wheat	76	4	3	12	12	0
Walk Ins	220	0	0	0	0	0
TOTAL:	1350	30	57	306	189	15

Drone Call Outs: None

Capt. Todd D. Lutman Sr.

Ranson Police Department
August 2024 Stats

AGENDA ITEM IV.2

City Council Regular Meeting Request for Action

TO:

FROM: Darla Armstrong

ITEM TYPE: PRESENTATION

AGENDA SECTION: **CITY MANAGER/STAFF REPORTS**

SUBJECT:

ATTACHMENTS:

Public Works Status Report- August.pdf

Work Order Summary List

City of Ranson

Selected Date Range for Request Dates:8/15/2024 - 9/12/2024 Order By Status, Location

WOID	Location	Bldg./Unit	Deferred By	Request Date	Target Completion Date	Labor Hours	Total Costs
Priority	Assigned To	Area Description	Reason	WO Age	Actual Completion Date		
Craft		Area Number	Deferred Until	Created Date/Time	Last Status Change Date		
Description			Action Taken				
Requester Name							
Status:	**Complete**						
5457	PD VEHICLE	PD UNIT #20 2020		8/21/2024			$0.00
Medium	Robert Hawkins			14	9/4/2024		
				8/21/2024 5:53:17 AM	9/4/2024		
oil change on Car #20			oil change complete at 43,810. next oil change at 48,810				
Robbie Roberts							
5458	PD VEHICLE	PD UNIT #7 2019 Ford		8/21/2024			$0.00
Medium	Robert Hawkins			21	9/11/2024		
				8/21/2024 5:55:24 AM	9/11/2024		
Oil change and slow leak rear drivers side tire							
Robbie Roberts							
5459	PD VEHICLE	PD UNIT #23 2022		8/21/2024			$0.00
Medium	Robert Hawkins			1	8/22/2024		
				8/21/2024 7:03:30 AM	8/22/2024		
Slow leak drivers side rear tire							
Robbie Roberts							
5464	Civic Center	RESTROOM MEN		8/24/2024			$0.00
Medium	Chris Silveous			16	9/9/2024		
Restrooms				8/24/2024 10:13:28 PM	9/9/2024		
the third sink from the door broke. where the pvc pipe meets the wall so water is gushing out.			Replaced elbow and reinstalled sink				
Joyce Moler							
5491	Visitors Center - Nancy	Storage area - 2nd		9/2/2024			$0.00
Medium	Randy Cook			7	9/9/2024		
Equipment				9/2/2024 9:49:36 PM	9/9/2024		
I need someone to help put the totes up on the shelves on the 2nd floor in the storage area.							
Debbie McClure							
5496	PW VEHICLE	Truck#32 Ford F650		9/9/2024			$0.00
Medium	Robert Hawkins				9/9/2024		
				9/9/2024 9:15:21 AM	9/9/2024		
brakes not working			Replaced both front brake lines and calipers on truck. new brake pads				
Robert Hawkins							
5498	PW VEHICLE			9/11/2024			$0.00
Medium	Robert Hawkins				9/11/2024		
				9/11/2024 9:31:09 AM	9/12/2024		
#35 ford f-550 needs oil change			OIL CHANGE COMPLETE AT 892. NEXT SERVICE 3,892.				
Robert Hawkins							
5499	Visitors Center - Nancy	Storage area - 2nd		9/12/2024		1	$35.00
Medium	Randy Cook				9/12/2024		
Heating/Ventilation /Air				9/12/2024 7:32:20 AM	9/12/2024		
Need A/c installed in window			Installed A/C in window				
Debbie McClure							

Work Order Summary List

City of Ranson

Selected Date Range for Request Dates:8/15/2024 - 9/12/2024 Order By Status, Location

WOID	Location	Bldg./Unit	Deferred By	Request Date	Target Completion Date	Labor Hours	Total Costs
Priority	Assigned To	Area Description	Reason	WO Age	Actual Completion Date		
Craft		Area Number	Deferred Until	Created Date/Time	Last Status Change Date		
Description			Action Taken				
Requester Name							
5500	Streets	E. Sixth Ave.		9/12/2024		4	$127.00
Medium	Randy Cook				9/12/2024		
Signage				9/12/2024	9/12/2024		
Need to replace pole and stop sign on East Sixth Ave. and Reymann Street			Installed new pole and new stop sign.	7:37:35 AM			
Randy Cook							
5501	Streets	N. Reymann St.		9/12/2024		42	$1,190.00
Medium	Randy Cook				9/12/2024		
Tree Services				9/12/2024	9/12/2024		
Needed trimmed trees back off of road way			Cut trees back and hauled 4 loads out	7:45:16 AM			
Randy Cook							
5502	Streets	S. Samuel St		9/12/2024		1	$35.00
Medium	Randy Cook				9/12/2024		
Signage				9/12/2024	9/12/2024		
Need to repair sign			Repair sign	7:54:26 AM			
Randy Cook							
5503	Streets			9/12/2024		6	$150.00
Medium	Randy Cook				9/12/2024		
Sidewalk/Walkway				9/12/2024	9/12/2024		
Need to clean landscaping stone off sidewalks			Cleaned sidewalks after storm	8:00:00 AM			
Randy Cook							
5504	Streets	N. Mildred St.		9/12/2024		1	$25.00
Medium	Randy Cook				9/12/2024		
Sidewalk/Walkway				9/12/2024	9/12/2024		
Need to clean much and stones from sidewalk beside carwash			Sweep side walk	8:06:10 AM			
Randy Cook							
5505	Streets	Fairfax Blvd.		9/12/2024		4	$100.00
Medium	White Curtis				9/12/2024		
Grass Cutting				9/12/2024	9/12/2024		
Need to cut grass on corner of Fairfax and Seventh Ave.			Had to brush hog and weed eat	8:15:15 AM			
Randy Cook							
5506	Streets	Fairfax Blvd.		9/12/2024		1	$35.00
High	Randy Cook				9/12/2024		
				9/12/2024	9/12/2024		
Need to remove dead deer beside pond			Removed dead deer off road way	8:33:48 AM			
Randy Cook							
5507	Streets	N. Marshall St.		9/12/2024		32	$1,131.24
Medium	Randy Cook				9/12/2024		
Roads/Streets				9/12/2024	9/12/2024		
Need to repair side of the road between Sixth and Seventh Ave. on Marshall Street			Had to build up road side by adding dirt and reseeding grass	8:41:22 AM			
Randy Cook							

Work Order Summary List

City of Ranson

Selected Date Range for Request Dates:8/15/2024 - 9/12/2024 Order By Status, Location

WOID	Location	Bldg./Unit	Deferred By	Request Date	Target Completion Date	Labor Hours	Total Costs
Priority	Assigned To	Area Description	Reason	WO Age	Actual Completion Date		
Craft		Area Number	Deferred Until	Created Date/Time	Last Status Change Date		
Description			Action Taken				
Requester Name							
5508	Streets	N. Reymann St.		9/12/2024		16	$661.24
Medium	Randy Cook				9/12/2024		
Grounds				9/12/2024	9/12/2024		
Need to straw and seed between Sixth an Fairfax				8:53:06 AM			
Randy Cook			Straw an seed beside walkway on Reymenn Street.				
5510	PW VEHICLE	TK#16 CHEVY K1500		9/12/2024			$0.00
Medium	Robert Hawkins				9/12/2024		
				9/12/2024	9/12/2024		
NEEDS OIL CHANGE				9:10:21 AM			
Robert Hawkins			SERVICE COMPLETE AT 127,265. NEXT SERVICE AT 132,265. 5WX30 OIL				
5511	Streets			9/12/2024		8	$2,348.00
Medium	Randy Cook				9/12/2024		
Sidewalk/Walkway				9/12/2024	9/12/2024		
Need replace thermoplastic cross walk on West Third an Fairfax Lancaster circle and Mildred Street an West Fourth Ave. an Mildred Street East Sixth Ave. an Mildred Street an Beltline an Mildred Street				9:38:41 AM			
Randy Cook			Replaced thermoplastic on crosswalks				
5512	City Alley			9/12/2024		16	$440.00
Medium	Randy Cook				9/12/2024		
Grounds				9/12/2024	9/12/2024		
Need to clean alleyway #868				9:52:17 AM			
Randy Cook			Weed eat and spray alley way and cut trees back out of alley				
5513	City Alley			9/12/2024		25	$625.00
Medium	Randy Cook				9/12/2024		
Grounds				9/12/2024	9/12/2024		
Need to clean alley #869				9:58:09 AM			
Randy Cook			Cleaned alley out cut trees plus cleaned fence row				
5514	Streets	Fairfax Blvd.		9/12/2024		4	$120.00
Medium	Randy Cook				9/12/2024		
Tree Services				9/12/2024	9/12/2024		
Need to cut back trees on Fairfax in front of Rocs				10:36:21 AM			
Randy Cook			Cut tree back off road way				
5515	Street Lights			9/12/2024		10	$7,239.95
Medium	Tim Costello				9/12/2024		
Lighting (Outdoor)				9/12/2024	9/12/2024		
Need to replace light pole and heads				10:40:26 AM			
Randy Cook			Installed new light pole and heads				
5516	Streets			9/12/2024		19	$505.00
Medium	Randy Cook				9/12/2024		
Grounds				9/12/2024	9/12/2024		
Need to cleaned right way behind Ranson Estates				10:48:29 AM			
Randy Cook			Cut trees back and clean up trash out of right way				
Count: 24 Work Orders		**Avg. Age of WO's 2**			**Total for Complete**	**190**	**$14,767.43**

Work Order Summary List

Selected Date Range for Request Dates:8/15/2024 - 9/12/2024 Order By Status, Location

WOID	Location	Bldg./Unit	Deferred By	Request Date	Target Completion Date	Labor Hours	Total Costs
Priority	Assigned To	Area Description	Reason	WO Age	Actual Completion Date		
Craft		Area Number	Deferred Until	Created Date/Time	Last Status Change Date		
Description			Action Taken				
Requester Name							
Status:	**Pending**						
5454	Park - Briar Run			8/17/2024	8/20/2024		$0.00
Medium	tony dix			26			
Parks				8/17/2024 12:16:12 AM	8/17/2024		
Daily - PM Schedule created on 6/26/2023 - Refer to PM schedule details.							
Tim Costello							
5456	Streets			8/20/2024	8/24/2024		$0.00
Medium	tony dix			23			
Trash Removal				8/20/2024 12:37:54 AM	8/20/2024		
Weekly - PM Schedule created on 6/26/2023 - Refer to PM schedule details.							
Tim Costello							
5460	Park - Briar Run			8/22/2024	8/25/2024		$0.00
Medium	tony dix			21			
Parks				8/22/2024 12:28:11 AM	8/22/2024		
Daily - PM Schedule created on 6/26/2023 - Refer to PM schedule details.							
Tim Costello							
5461	City Hall			8/23/2024	8/26/2024		$0.00
Medium	Robert Hawkins			20			
Fire Extinguishers				8/23/2024 12:25:18 AM	8/23/2024		
Monthly - Fire Extinguisher Inspection-City Hall - Refer to PM schedule details.							
Tim Costello							
5462	Visitors Center - Nancy			8/23/2024	8/26/2024		$0.00
Medium	Robert Hawkins			20			
Fire Extinguishers				8/23/2024 12:25:18 AM	8/23/2024		
Monthly - Fire Extinguishers Inspection - Refer to PM schedule details.							
Tim Costello							
5463	Streets			8/23/2024	8/27/2024		$0.00
Medium	tony dix			20			
Trash Removal				8/23/2024 12:25:19 AM	8/23/2024		
Weekly - PM Schedule created on 6/26/2023 - Refer to PM schedule details.							
Tim Costello							
5465	Streets			8/27/2024	8/30/2024		$0.00
Medium	Randy Cook			16			
Grounds				8/27/2024 12:39:29 AM	8/27/2024		
Weekly - PM Schedule created on 6/14/2023 - Refer to PM schedule details.							
Tim Costello							

Work Order Summary List

Selected Date Range for Request Dates:8/15/2024 - 9/12/2024 Order By Status, Location

WOID	Location	Bldg./Unit	Deferred By	Request Date	Target Completion Date	Labor Hours	Total Costs
Priority	Assigned To	Area Description	Reason	WO Age	Actual Completion Date		
Craft		Area Number	Deferred Until	Created Date/Time	Last Status Change Date		
Description			Action Taken				
Requester Name							
5466	Park - Briar Run			8/27/2024	8/30/2024		$0.00
Medium	tony dix			16			
Parks				8/27/2024 12:39:29 AM	8/27/2024		
Daily - PM Schedule created on 6/26/2023 - Refer to PM schedule details.							
Tim Costello							
5468	PW VEHICLE	Truck #15 Ford F350		8/29/2024	9/1/2024		$0.00
Medium	Robert Hawkins			14			
Inspections				8/29/2024 12:33:12 AM	8/29/2024		
Yearly - PM Schedule created on 9/3/2020 - Refer to PM schedule details.							
Tim Costello							
5469	PW VEHICLE	Truck # 6 2017 Ford		8/29/2024	9/1/2024		$0.00
Medium	Robert Hawkins			14			
Inspections				8/29/2024 12:33:13 AM	8/29/2024		
Yearly - PM Schedule created on 9/3/2020 - Refer to PM schedule details.							
Tim Costello							
5470	PW VEHICLE	Unit # 2 2007 Dodge		8/29/2024	9/1/2024		$0.00
Medium	Robert Hawkins			14			
Inspections				8/29/2024 12:33:13 AM	8/29/2024		
Yearly - PM Schedule created on 9/3/2020 - Refer to PM schedule details.							
Tim Costello							
5471	CH VEHICLE	#19 2007 Jeep		8/29/2024	9/1/2024		$0.00
Medium	Robert Hawkins			14			
Inspections				8/29/2024 12:33:13 AM	8/29/2024		
Yearly - PM Schedule created on 9/3/2020 - Refer to PM schedule details.							
Tim Costello							
5472	PR Vehicle			8/29/2024	9/1/2024		$0.00
Medium	Robert Hawkins			14			
Inspections				8/29/2024 12:33:14 AM	8/29/2024		
Yearly - PM Schedule created on 9/3/2020 - Refer to PM schedule details.							
Tim Costello							
5473	PW VEHICLE	# 14 Ford F250 super		8/29/2024	9/1/2024		$0.00
Medium	Robert Hawkins			14			
Inspections				8/29/2024 12:33:14 AM	8/29/2024		
Yearly - PM Schedule created on 9/3/2020 - Refer to PM schedule details.							
Tim Costello							

Work Order Summary List

Selected Date Range for Request Dates:8/15/2024 - 9/12/2024 Order By Status, Location

WOID	Location	Bldg./Unit	Deferred By	Request Date	Target Completion Date	Labor Hours	Total Costs
Priority	Assigned To	Area Description	Reason	WO Age	Actual Completion Date		
Craft		Area Number	Deferred Until	Created Date/Time	Last Status Change Date		
Description			Action Taken				
Requester Name							
5474	PW VEHICLE	# 14 Ford F250 super		8/29/2024	9/1/2024		$0.00
Medium	Robert Hawkins			14			
Inspections				8/29/2024 12:33:14 AM	8/29/2024		
Yearly - PM Schedule created on 9/3/2020 - Refer to PM schedule details.							
Tim Costello							
5475	PW VEHICLE	TK#26 205 FORD F-		8/29/2024	9/1/2024		$0.00
Medium	Robert Hawkins			14			
Inspections				8/29/2024 12:33:15 AM	8/29/2024		
Yearly - PM Schedule created on 9/3/2020 - Refer to PM schedule details.							
Tim Costello							
5476	PW VEHICLE	TK#33 ISUZU		8/29/2024	9/1/2024		$0.00
Medium	Robert Hawkins			14			
Inspections				8/29/2024 12:33:15 AM	8/29/2024		
Yearly - PM Schedule created on 9/3/2020 - Refer to PM schedule details.							
Tim Costello							
5477	PW VEHICLE	TK#13 2002 FORD F-		8/29/2024	9/1/2024		$0.00
Medium	Robert Hawkins			14			
Inspections				8/29/2024 12:33:16 AM	8/29/2024		
Yearly - PM Schedule created on 9/3/2020 - Refer to PM schedule details.							
Tim Costello							
5478	PW VEHICLE	TK#16 CHEVY K1500		8/29/2024	9/1/2024		$0.00
Medium	Robert Hawkins			14			
Inspections				8/29/2024 12:33:16 AM	8/29/2024		
Yearly - PM Schedule created on 9/3/2020 - Refer to PM schedule details.							
Tim Costello							
5479	PW VEHICLE	E350 VAN		8/29/2024	9/1/2024		$0.00
Medium	Robert Hawkins			14			
Inspections				8/29/2024 12:33:16 AM	8/29/2024		
Yearly - PM Schedule created on 9/3/2020 - Refer to PM schedule details.							
Tim Costello							
5480	PW VEHICLE	TK10 CHEVY 350 ZZ		8/29/2024	9/1/2024		$0.00
Medium	Robert Hawkins			14			
Inspections				8/29/2024 12:33:17 AM	8/29/2024		
Yearly - PM Schedule created on 9/4/2020 - Refer to PM schedule details.							
Tim Costello							

Work Order Summary List

Selected Date Range for Request Dates:8/15/2024 - 9/12/2024 Order By Status, Location

WOID	Location	Bldg./Unit	Deferred By	Request Date	Target Completion Date	Labor Hours	Total Costs
Priority	Assigned To	Area Description	Reason	WO Age	Actual Completion Date		
Craft		Area Number	Deferred Until	Created Date/Time	Last Status Change Date		
Description			Action Taken				
Requester Name							
5481	PW VEHICLE	TK# 30 GMC 6500		8/29/2024	9/1/2024		$0.00
Medium	Robert Hawkins			14			
Inspections				8/29/2024 12:33:17 AM	8/29/2024		
Yearly - PM Schedule created on 9/4/2020 - Refer to PM schedule details.							
Tim Costello							
5482	CH VEHICLE	#22 2020 Ford Escape		8/29/2024	9/1/2024		$0.00
Medium	Robert Hawkins			14			
Inspections				8/29/2024 12:33:17 AM	8/29/2024		
Yearly - PM Schedule created on 9/4/2020 - Refer to PM schedule details.							
Tim Costello							
5483	CH VEHICLE	Unit 18 2017 ford		8/29/2024	9/1/2024		$0.00
Medium	Robert Hawkins			14			
Inspections				8/29/2024 12:33:18 AM	8/29/2024		
Yearly - PM Schedule created on 9/4/2020 - Refer to PM schedule details.							
Tim Costello							
5484	CVB Vehicle	#17 Ford Escape		8/29/2024	9/1/2024		$0.00
Medium	Robert Hawkins			14			
Inspections				8/29/2024 12:33:18 AM	8/29/2024		
Yearly - PM Schedule created on 9/4/2020 - Refer to PM schedule details.							
Tim Costello							
5485	CH VEHICLE	#21 2020 Ford Escape		8/29/2024	9/1/2024		$0.00
Medium	Robert Hawkins			14			
Inspections				8/29/2024 12:33:19 AM	8/29/2024		
Yearly - PM Schedule created on 9/4/2020 - Refer to PM schedule details.							
Tim Costello							
5486	CH VEHICLE	#20 JEEP		8/29/2024	9/1/2024		$0.00
Medium	Robert Hawkins			14			
Inspections				8/29/2024 12:33:19 AM	8/29/2024		
Yearly - PM Schedule created on 9/4/2020 - Refer to PM schedule details.							
Tim Costello							
5487	PW VEHICLE	TK #4 FORD F-350		8/29/2024	9/1/2024		$0.00
Medium	Robert Hawkins			14			
Inspections				8/29/2024 12:33:19 AM	8/29/2024		
Yearly - PM Schedule created on 9/4/2020 - Refer to PM schedule details.							
Tim Costello							

Work Order Summary List

Selected Date Range for Request Dates:8/15/2024 - 9/12/2024 Order By Status, Location

WOID	Location	Bldg./Unit	Deferred By	Request Date	Target Completion Date	Labor Hours	Total Costs
Priority	Assigned To	Area Description	Reason	WO Age	Actual Completion Date		
Craft		Area Number	Deferred Until	Created Date/Time	Last Status Change Date		
Description			Action Taken				
Requester Name							
5488	Streets			8/30/2024	9/2/2024		$0.00
Medium	Randy Cook			13			
Grounds				8/30/2024 12:28:53 AM	8/30/2024		
Weekly - PM Schedule created on 6/14/2023 - Refer to PM schedule details.							
Tim Costello							
5489	Streets			9/1/2024	9/4/2024		$0.00
Medium	Randy Cook			11			
Grounds				9/1/2024 1:20:04 AM	9/1/2024		
Weekly - PM Schedule created on 6/14/2023 - Refer to PM schedule details.							
Tim Costello							
5490	Park - Briar Run			9/1/2024	9/4/2024		$0.00
Medium	tony dix			11			
Parks				9/1/2024 1:20:04 AM	9/1/2024		
Daily - PM Schedule created on 6/26/2023 - Refer to PM schedule details.							
Tim Costello							
5492	Streets			9/3/2024	9/7/2024		$0.00
Medium	tony dix			9			
Trash Removal				9/3/2024 12:39:59 AM	9/3/2024		
Weekly - PM Schedule created on 6/26/2023 - Refer to PM schedule details.							
Tim Costello							
5494	Streets			9/6/2024	9/10/2024		$0.00
Medium	tony dix			6			
Trash Removal				9/6/2024 12:26:50 AM	9/6/2024		
Weekly - PM Schedule created on 6/26/2023 - Refer to PM schedule details.							
Tim Costello							
5495	Park - Briar Run			9/6/2024	9/9/2024		$0.00
Medium	tony dix			6			
Parks				9/6/2024 12:26:50 AM	9/6/2024		
Daily - PM Schedule created on 6/26/2023 - Refer to PM schedule details.							
Tim Costello							
5497	Park - Briar Run			9/11/2024	9/14/2024		$0.00
Medium	tony dix			1			
Parks				9/11/2024 12:29:34 AM	9/11/2024		
Daily - PM Schedule created on 6/26/2023 - Refer to PM schedule details.							
Tim Costello							

Count: 35 Work Orders **Avg. Age of WO's 14** **Total for Pending 0 $0.00**

Work Order Summary List

Selected Date Range for Request Dates:8/15/2024 - 9/12/2024 Order By Status, Location

WOID	Location	Bldg./Unit	Deferred By	Request Date	Target Completion Date	Labor Hours	Total Costs
Priority	Assigned To	Area Description	Reason	WO Age	Actual Completion Date		
Craft		Area Number	Deferred Until	Created Date/Time	Last Status Change Date		
Description			Action Taken				
Requester Name							
Status:	**Void**						
5453	PD VEHICLE	PD UNIT #21 2021		8/16/2024			$0.00
Medium	Robert Hawkins				8/16/2024		
				8/16/2024 9:21:00 AM	8/16/2024		
state inspection			state inspection complete				
Count: 1 Work Orders		**Avg. Age of WO's**			**Total for Void**	**0**	**$0.00**
Status:	**Work In Progress**						
5455	Civic Center	RESTROOM WOMEN		8/19/2024			$0.00
Medium	Chris Silveous			24			
Carpentry				8/19/2024 11:13:53 AM	8/19/2024		
Install baby changing table							
Bob Anderson							
5467	PD VEHICLE	PD UNIT #6 2013		8/28/2024			$0.00
Medium	Robert Hawkins			15			
				8/28/2024 5:34:46 AM	8/28/2024		
Due for an oil change							
Robbie Roberts							
5493	PD. STATION			9/4/2024			$0.00
Medium	Keith Pierson			8			
				9/4/2024 12:22:58 PM	9/6/2024		
Need shelving installed in new building so item can be moved from old building.							
Robbie Roberts							
5509	Streets			9/12/2024			$0.00
Medium	Randy Cook						
				9/12/2024 8:58:51 AM	9/12/2024		
Need to replace street sign blades at 4th and Preston St. across from hospital entrance. Signs are really faded							
Bill Silveous							
5517	Streets	Oak Lee Drive		9/12/2024			$0.00
Medium	Randy Cook						
Roads/Streets				9/12/2024 10:54:35 AM	9/12/2024		
Need to repaint line on road							
Randy Cook							
Count: 5 Work Orders		**Avg. Age of WO's**	**9**		**Total for Work In Progress**	**0**	**$0.00**
Count: 65 Work Orders		**Avg. Age of WO's**	9		**Grand Total**	190	$14,767.43

AGENDA ITEM IV.3

City Council Regular Meeting Request for Action

TO:

FROM: Darla Armstrong

ITEM TYPE: PRESENTATION

AGENDA SECTION: **CITY MANAGER/STAFF REPORTS**

SUBJECT:

Staff is providing the following items for your review:

· Accounts Payable Council Report for August 2024

· General Fund Budget Report through August 2024

· Capital Improvement Fund Budget Report through August 2024

Please note that the August 2024 purchase card expenses are not reflected in these reports, as Finance Department staff are still processing the monthly statement reconciliations.

Should there be any questions or concerns regarding the data provided, please reach out directly to the Finance Director.

ATTACHMENTS:

August 2024 AP Council Report.pdf
August 2024 General Fund Budget Report.pdf
August 2024 Capital Fund Budget Report.pdf

VENDOR SORT KEY	DATE	DESCRIPTION	FUND	DEPARTMENT	AMOUNT
7-ELEVEN	8/15/24	MEACHAM FUEL 7/20-28/24	GENERAL FUND	POLICE DEPARTMENT	108.03
	8/15/24	JENKINS FUEL 7/2-28/24	GENERAL FUND	POLICE DEPARTMENT	336.58
	8/28/24	HUTCHERSON FUEL 8/28/24	GENERAL FUND	POLICE DEPARTMENT	27.70
	8/28/24	JENKINS FUEL 8/12-25/24	GENERAL FUND	POLICE DEPARTMENT	125.65
	8/28/24	LYNCH FUEL 8/3-25/24	GENERAL FUND	POLICE DEPARTMENT	119.50
	8/28/24	MEACHAM FUEL 8/4-23/24	GENERAL FUND	POLICE DEPARTMENT	269.65
	8/28/24	BLACK FUEL 8/18/24	GENERAL FUND	POLICE DEPARTMENT	30.32
	8/15/24	COOK FUEL 7/3-30/24	GENERAL FUND	STREETS & TRANSPORT	281.46
	8/28/24	COSTELLO FUEL 8/21/24	GENERAL FUND	STREETS & TRANSPORT	25.12
	8/28/24	T COOK FUEL 8/7-20/24	GENERAL FUND	STREETS & TRANSPORT	180.39
	8/15/24	CC WATERX6/ ICE 10LBS X8	PARKS & RECREATION	Parks & Recreation	38.94
	8/15/24	CC WATERX6/ ICE 10LBS X8	PARKS & RECREATION	Parks & Recreation	35.92
	8/28/24	NAACP AM FEST 24 ICE X15BA	PARKS & RECREATION	Parks & Recreation	53.88
				TOTAL:	1,633.14
84 LUMBER	8/15/24	MF DECK TRIM X3	CAPITAL IMPROVEMEN	PARKS & REC CAPITAL EX	358.26
	8/15/24	MF DECK TRIM X11	CAPITAL IMPROVEMEN	PARKS & REC CAPITAL EX	333.30
	8/15/24	MF DECK TRIM X11	CAPITAL IMPROVEMEN	PARKS & REC CAPITAL EX	485.05
	8/15/24	MF DECK TRIM X11	CAPITAL IMPROVEMEN	PARKS & REC CAPITAL EX	192.96
	8/15/24	MF DECK TRIM RETURN	CAPITAL IMPROVEMEN	PARKS & REC CAPITAL EX	194.02-
				TOTAL:	1,175.55
8X8, INC	8/14/24	PHONES JUL 24	GENERAL FUND	CITY HALL	573.60
				TOTAL:	573.60
990 ONLINE	8/15/24	FY23 P&R 990 FILE	PARKS & RECREATION	Parks & Recreation	41.00
	8/15/24	FY23 CVB 990 FILE	CONVENTION & VISIT	Convention Visitor Bur	41.00
				TOTAL:	82.00
AC&T CO INC	8/15/24	P&R PT CRANES LN 6/24/24	PARKS & RECREATION	Parks & Recreation	176.00
	8/15/24	P&R LANCE SLUSHER PT 5/27/	PARKS & RECREATION	Parks & Recreation	176.00
	8/28/24	P&R PT LANCE SLUSCHER 6/24	PARKS & RECREATION	Parks & Recreation	176.00
	8/15/24	P&R PT MF WEST END PK 6/24	PARKS & RECREATION	Parks & Recreation	176.00
				TOTAL:	704.00
AFLAC	8/13/24	AFLAC AT	GENERAL FUND	NON-DEPARTMENTAL	11.34
	8/13/24	AFLAC AT	GENERAL FUND	NON-DEPARTMENTAL	11.34
	8/28/24	AFLAC AT	GENERAL FUND	NON-DEPARTMENTAL	11.34
	8/13/24	AFLAC Payable B4	GENERAL FUND	NON-DEPARTMENTAL	628.20
	8/13/24	AFLAC Payable B4	GENERAL FUND	NON-DEPARTMENTAL	628.20
	8/28/24	AFLAC Payable B4	GENERAL FUND	NON-DEPARTMENTAL	628.20
				TOTAL:	1,918.62
ALERT 3650 ALARM CONNECTIONS	8/15/24	CH FIRE MONT 7/1-9/30/24	GENERAL FUND	CITY HALL	90.00
	8/15/24	CH CELL MONT 7/1-9/30/24	GENERAL FUND	CITY HALL	94.50
	8/15/24	CH CELL MONT 4/1-6/30/24	GENERAL FUND	CITY HALL	94.50
	8/15/24	CVB CELL MONT 7/1-9/30/24	CONVENTION & VISIT	Convention Visitor Bur	94.50
				TOTAL:	373.50
ALI'S CUISINE	8/15/24	LANCASTER ACDMY FOOD 7/7/2	GENERAL FUND	POLICE DEPARTMENT	16.04
				TOTAL:	16.04
ALTEC INDUSTRIES	8/28/24	TAX REFUND	GENERAL FUND	STREETS & TRANSPORT	24.92-
	8/15/24	PW BACKHOE REPAIRS	GENERAL FUND	STREETS & TRANSPORT	52.76
	8/15/24	PW BACKHOE REPAIRS	GENERAL FUND	STREETS & TRANSPORT	16.76
	8/15/24	PW BACKHOE REPAIRS	GENERAL FUND	STREETS & TRANSPORT	311.40

VENDOR SORT KEY	DATE	DESCRIPTION	FUND	DEPARTMENT	AMOUNT
				TOTAL:	356.00
AMANDA STROUD	8/16/24	2023 COMMUNITY DISTR AWAR	GENERAL FUND	CONT TO COMMISSIONS	7,298.00
				TOTAL:	7,298.00
AMAZON.COM	8/15/24	P&Z LAMINATING ROLLS X2	GENERAL FUND	PLANNING & ZONING	69.42
	8/15/24	CH ENVELOPE FOLDER	GENERAL FUND	CITY HALL	795.00
	8/15/24	1&3 FLR COPY PAPER X2	GENERAL FUND	CITY HALL	121.34
	8/15/24	3RD FLR BANKER BOXES/LABLE	GENERAL FUND	CITY HALL	23.23
	8/15/24	3RD FLR BANKER BOXES/LABLE	GENERAL FUND	CITY HALL	6.67
	8/15/24	2NDFLR SUGAR/3RD FLR SEALS	GENERAL FUND	CITY HALL	20.89
	8/15/24	2NDFLR SUGAR/3RD FLR SEALS	GENERAL FUND	CITY HALL	14.84
	8/15/24	3RD FLR COPY PAPERX5000	GENERAL FUND	CITY HALL	60.67
	8/15/24	FIN CALCULATOR	GENERAL FUND	CITY HALL	23.50
	8/15/24	3RD FLR COFFEE X6	GENERAL FUND	CITY HALL	128.95
	8/15/24	TURNER STAPLER	GENERAL FUND	CITY HALL	53.49
	8/15/24	BANK DEPOSIT STAMP X1	GENERAL FUND	CITY HALL	17.10
	8/15/24	TURNER PROCESSED STAMP X1	GENERAL FUND	CITY HALL	19.24
	8/28/24	BLACK TONER X2	GENERAL FUND	CITY HALL	40.65
	8/28/24	STICKY NOTES X1500	GENERAL FUND	CITY HALL	6.99
	8/28/24	LEGAL PADS X12	GENERAL FUND	CITY HALL	13.07
	8/28/24	STICKY NOTES X2880	GENERAL FUND	CITY HALL	27.72
	8/28/24	TT TONER RETURN REFUND	GENERAL FUND	CITY HALL	47.93-
	8/28/24	TT BLACK TONER X1	GENERAL FUND	CITY HALL	88.80
	8/28/24	1&2 FLR COPY PAPER X2	GENERAL FUND	CITY HALL	86.20
	8/28/24	1&2 FLR COPY PAPER	GENERAL FUND	CITY HALL	123.98
	8/28/24	CH 1ST FLR LYSOL X9	GENERAL FUND	CITY HALL	38.91
	8/28/24	CH 2 FLR LYSOL X2	GENERAL FUND	CITY HALL	13.47
	8/28/24	CH 2 FLR AA BATTERIES X24	GENERAL FUND	CITY HALL	13.03
	8/28/24	1&2 FLR PAPER TOWELS X2 CA	GENERAL FUND	CITY HALL	85.96
	8/28/24	3RD FLR OFFICE CHAIR	GENERAL FUND	CITY HALL	279.99
	8/28/24	CH 3RD FLR PAPER CLIPSX700	GENERAL FUND	CITY HALL	9.89
	8/28/24	CH 3RD FLR BINDER CLIP X36	GENERAL FUND	CITY HALL	9.59
	8/15/24	PD LEGAL PADS X1 PACK	GENERAL FUND	POLICE DEPARTMENT	18.99
	8/15/24	PD XL INK CARTRIDGE X1	GENERAL FUND	POLICE DEPARTMENT	25.99
	8/15/24	PD COPIER PAPER X4 CASES	GENERAL FUND	POLICE DEPARTMENT	198.16
	8/15/24	PD 5X8 PADS X24/FOLDERS X2	GENERAL FUND	POLICE DEPARTMENT	40.00
	8/15/24	PD 5X8 PADS X24/FOLDERS X2	GENERAL FUND	POLICE DEPARTMENT	41.14
	8/15/24	WHEAT ACDMY PANTS/ SHIRT	GENERAL FUND	POLICE DEPARTMENT	44.99
	8/15/24	WHEAT ACDMY PANTS/ SHIRT	GENERAL FUND	POLICE DEPARTMENT	52.51
	8/28/24	PD COFFEE POT	GENERAL FUND	POLICE DEPARTMENT	99.95
	8/28/24	ROBERTS 2025 PLANNER	GENERAL FUND	POLICE DEPARTMENT	18.69
	8/28/24	PD DESK CALENDARS X13	GENERAL FUND	POLICE DEPARTMENT	110.76
	8/28/24	PW CREAMER X3	GENERAL FUND	STREETS & TRANSPORT	22.79
	8/28/24	PW CREAMER X4	GENERAL FUND	STREETS & TRANSPORT	21.55
	8/28/24	PW PLASTIC SPOONS X100	GENERAL FUND	STREETS & TRANSPORT	6.99
	8/28/24	PW SUGAR X3	GENERAL FUND	STREETS & TRANSPORT	20.89
	8/28/24	PW COFFEE X2	GENERAL FUND	STREETS & TRANSPORT	57.99
	8/28/24	PW BATTERY 90V X12	GENERAL FUND	STREETS & TRANSPORT	16.55
	8/28/24	PW PAPER TOWELS X1 CASE	GENERAL FUND	STREETS & TRANSPORT	42.98
	8/15/24	P&R WATER FILTERS X4	PARKS & RECREATION	Parks & Recreation	199.98
	8/15/24	PT, TP, TRASH BAGS	PARKS & RECREATION	Parks & Recreation	65.92
	8/15/24	PT, TP, TRASH BAGS	PARKS & RECREATION	Parks & Recreation	60.54
	8/15/24	PT, TP, TRASH BAGS	PARKS & RECREATION	Parks & Recreation	47.99
	8/28/24	P&R TOILET PAPER X12 ROLLS	PARKS & RECREATION	Parks & Recreation	29.63
				TOTAL:	3,389.64

VENDOR SORT KEY	DATE	DESCRIPTION	FUND	DEPARTMENT	AMOUNT
AMERICAN EXPRESS - MERCH FEES	8/05/24	JULY2024 AMEX TRANSACTION	GENERAL FUND	CITY HALL	8.24
				TOTAL:	8.24
ANA ABARCA	8/14/24	BLD PMT 24-697 REFUND	GENERAL FUND	NON-DEPARTMENTAL	5.45
				TOTAL:	5.45
ANDERSON TRUCK EQUIPMENT	8/08/24	PW 24 F350 DRW 4X4	CAPITAL IMPROVEMEN	STREETS - PUBLIC WORKS	58,000.00
				TOTAL:	58,000.00
APPLE VALLEY TIRE LLC.	8/28/24	PW #1 TIRE REPAIR	GENERAL FUND	STREETS & TRANSPORT	28.25
	8/28/24	PW #5 BALANCE TIRES	GENERAL FUND	STREETS & TRANSPORT	60.00
				TOTAL:	88.25
APPLE VALLEY WASTE	8/15/24	PW WASTE PU JUN 24	GENERAL FUND	STREETS & TRANSPORT	994.07
	8/28/24	PW YARD P/UAUG 24	GENERAL FUND	STREETS & TRANSPORT	579.38
				TOTAL:	1,573.45
ARDEN EQUIPMENT	8/15/24	PW Z-TURN OIL/AXEL/HOOK BO	GENERAL FUND	STREETS & TRANSPORT	21.00
	8/15/24	PW Z-TURN OIL/AXEL/HOOK BO	GENERAL FUND	STREETS & TRANSPORT	27.31
	8/15/24	PW Z-TURN OIL/AXEL/HOOK BO	GENERAL FUND	STREETS & TRANSPORT	31.22
				TOTAL:	79.53
AUTO ZONE	8/15/24	PD #7 WIPER BLADES X2	GENERAL FUND	POLICE DEPARTMENT	59.48
	8/28/24	PD #4 WASHER NOZZLES X1	GENERAL FUND	POLICE DEPARTMENT	21.99
	8/28/24	PD #7 IGNITION COIL X1	GENERAL FUND	POLICE DEPARTMENT	41.57
	8/28/24	PW BRAKE FLUID X2	GENERAL FUND	STREETS & TRANSPORT	15.34
	8/28/24	PW FUEL FILTER X1	GENERAL FUND	STREETS & TRANSPORT	4.50
	8/28/24	PW 9 WIRE SPARK GAP X1	GENERAL FUND	STREETS & TRANSPORT	3.59
	8/28/24	PW #14 CONNECTOR X1	GENERAL FUND	STREETS & TRANSPORT	15.51
	8/28/24	PW #14 MOUNTING BRACKET X1	GENERAL FUND	STREETS & TRANSPORT	12.60
	8/28/24	PW #25 OIL X4	GENERAL FUND	STREETS & TRANSPORT	91.67
				TOTAL:	266.25
BACKYARD OUTFITTERS	8/28/24	PD METAL GARAGE 12X24	CAPITAL IMPROVEMEN	PUBLIC SAFETY	7,416.00
				TOTAL:	7,416.00
BCN TELECOM INC	8/20/24	INTERNET AUG 24	GENERAL FUND	CITY HALL	524.24
	8/20/24	INTERNET AUG 24	GENERAL FUND	POLICE DEPARTMENT	161.90
	8/20/24	INTERNET AUG 24	GENERAL FUND	STREETS & TRANSPORT	149.40
	8/20/24	INTERNET AUG 24	PARKS & RECREATION	Parks & Recreation	190.90
	8/20/24	INTERNET AUG 24	CONVENTION & VISIT	Convention Visitor Bur	149.40
				TOTAL:	1,175.84
BEST CHECKS	8/15/24	GF/CVB/P&R CHECKS	GENERAL FUND	CITY HALL	204.57
	8/15/24	GF/CVB/P&R CHECKS	GENERAL FUND	CITY HALL	133.81
	8/15/24	GF/CVB/P&R CHECKS	GENERAL FUND	CITY HALL	133.81
				TOTAL:	472.19
BFS FOODS	8/15/24	WHEAT FUEL 7/12-19/24	GENERAL FUND	POLICE DEPARTMENT	88.50
	8/15/24	LANCASTER FUEL 7/12/24	GENERAL FUND	POLICE DEPARTMENT	63.02
	8/28/24	LANCASTER FUEL 8/25/24	GENERAL FUND	POLICE DEPARTMENT	64.73
				TOTAL:	216.25
BP	8/15/24	SWARTZ FUEL 6/28-7/26/24	GENERAL FUND	POLICE DEPARTMENT	168.95
	8/15/24	WATSON FUEL 7/8-26/24	GENERAL FUND	POLICE DEPARTMENT	308.10
	8/15/24	HOSBY-BROWN FUEL 6/29-7/26	GENERAL FUND	POLICE DEPARTMENT	333.24

VENDOR SORT KEY	DATE	DESCRIPTION	FUND	DEPARTMENT	AMOUNT
	8/15/24	LUTMAN FUEL 7/5-19/24	GENERAL FUND	POLICE DEPARTMENT	100.64
	8/15/24	PALMER FUEL 6/28-7/12/24	GENERAL FUND	POLICE DEPARTMENT	253.27
	8/15/24	MEACHAM FUEL 6/28-7/11/24	GENERAL FUND	POLICE DEPARTMENT	211.18
	8/15/24	MCBRIDE FUEL 7/4-25/24	GENERAL FUND	POLICE DEPARTMENT	103.27
	8/15/24	BLACK FUEL 6/30-7/27/24	GENERAL FUND	POLICE DEPARTMENT	266.65
	8/15/24	PORTNER FUEL 7/8-29/24	GENERAL FUND	POLICE DEPARTMENT	303.00
	8/15/24	WHEAT FUEL 6/28-7/27/24	GENERAL FUND	POLICE DEPARTMENT	179.78
	8/28/24	PORTNER FUEL 8/4-28/24	GENERAL FUND	POLICE DEPARTMENT	305.56
	8/28/24	SWARTZ FUEL 8/1-24/24	GENERAL FUND	POLICE DEPARTMENT	263.62
	8/28/24	WATSON FUEL 8/1-26/24	GENERAL FUND	POLICE DEPARTMENT	285.27
	8/28/24	HOSBY-BROWN FUEL 8/1-24/24	GENERAL FUND	POLICE DEPARTMENT	193.43
	8/28/24	MCBRIDE FUEL 8/18-20/24	GENERAL FUND	POLICE DEPARTMENT	74.33
	8/28/24	BLACK FUEL 8/3-27/24	GENERAL FUND	POLICE DEPARTMENT	388.52
	8/28/24	WHEAT FUEL 7/31-8/24/24	GENERAL FUND	POLICE DEPARTMENT	235.62
	8/28/24	LANCASTER FUEL 8/11/24	GENERAL FUND	POLICE DEPARTMENT	37.31
	8/28/24	HARDER FUEL 8/5/24	GENERAL FUND	STREETS & TRANSPORT	130.82
	8/15/24	MCCLURE FUEL 7/18/24	CONVENTION & VISIT	Convention Visitor Bur	40.92
				TOTAL:	4,183.48
BREEZY HR INC	8/15/24	HR CONSULTING 7/20-8/20/24	GENERAL FUND	CITY ADMINISTRATION	189.00
				TOTAL:	189.00
BUREAU FOR CHILD SUPPORT ENFORCEMENT	8/02/24	# 438446	GENERAL FUND	NON-DEPARTMENTAL	164.77
	8/16/24	# 438446	GENERAL FUND	NON-DEPARTMENTAL	164.77
	8/30/24	# 438446	GENERAL FUND	NON-DEPARTMENTAL	164.77
	8/28/24	# 438446	GENERAL FUND	NON-DEPARTMENTAL	164.77
	8/02/24	CASE ID #455252	GENERAL FUND	NON-DEPARTMENTAL	198.00
	8/16/24	CASE ID #455252	GENERAL FUND	NON-DEPARTMENTAL	198.00
	8/30/24	CASE ID #455252	GENERAL FUND	NON-DEPARTMENTAL	198.00
	8/28/24	CASE ID #455252	GENERAL FUND	NON-DEPARTMENTAL	198.00
				TOTAL:	1,451.08
BURGER KING	8/28/24	ROBERTS FOOD TRAINING 8/21	GENERAL FUND	POLICE DEPARTMENT	10.59
				TOTAL:	10.59
BURR PARK LIBERTY	8/15/24	LYNCH FUEL 7/1-7/28/24	GENERAL FUND	POLICE DEPARTMENT	159.93
	8/15/24	ROBETS 7/11-7/29/24	GENERAL FUND	POLICE DEPARTMENT	172.01
	8/15/24	HOOD FUEL 7/18/24	GENERAL FUND	POLICE DEPARTMENT	41.73
	8/15/24	PORTNER FUEL 6/27/24	GENERAL FUND	POLICE DEPARTMENT	56.52
	8/15/24	JENKINS FUEL 7/10-17/24	GENERAL FUND	POLICE DEPARTMENT	110.94
	8/28/24	LUTMAN FUEL 8/7/24	GENERAL FUND	POLICE DEPARTMENT	50.60
	8/28/24	JENKINS FUEL 8/13-18/24	GENERAL FUND	POLICE DEPARTMENT	142.38
	8/28/24	LYNCH FUEL 8/11-25/24	GENERAL FUND	POLICE DEPARTMENT	100.89
	8/28/24	R ROBERTS FUEL 7/31-8/27/2	GENERAL FUND	POLICE DEPARTMENT	150.03
				TOTAL:	985.03
CAMP DAWSON	8/28/24	ROBERTS TRNG HOTEL 8/18/24	GENERAL FUND	POLICE DEPARTMENT	75.00
	8/28/24	CUSTER CMP DWSN HOTEL 8/18	GENERAL FUND	POLICE DEPARTMENT	75.00
	8/28/24	SIGULINSKY HOTEL 8/18/24	GENERAL FUND	POLICE DEPARTMENT	75.00
	8/28/24	MCBRIDE HOTEL 8/18/24 C DA	GENERAL FUND	POLICE DEPARTMENT	75.00
				TOTAL:	300.00
CARPARRTS.COM	8/15/24	PD #4 HEADLIGHT	GENERAL FUND	POLICE DEPARTMENT	73.27
	8/15/24	PD #4 HEADLIGHT	GENERAL FUND	POLICE DEPARTMENT	73.30
				TOTAL:	146.57

VENDOR SORT KEY	DATE	DESCRIPTION	FUND	DEPARTMENT	AMOUNT
CHARLES TOWN UTILITIES GENERAL FUND	8/15/24	WATER 5/15-6/15/24	GENERAL FUND	CITY HALL	163.37
	8/28/24	CH WATER 6/15-7/15/24	GENERAL FUND	CITY HALL	163.37
	8/15/24	WATER 5/15-6/15/24	GENERAL FUND	POLICE DEPARTMENT	56.16
	8/28/24	PD WATER 6/15-7/15/24	GENERAL FUND	POLICE DEPARTMENT	75.65
	8/15/24	WATER 5/15-6/15/24	GENERAL FUND	STREETS & TRANSPORT	307.46
	8/15/24	WATER 5/15-6/15/24	GENERAL FUND	STREETS & TRANSPORT	56.16
	8/28/24	MAINT SHOP WATER 6/15-7/15	GENERAL FUND	STREETS & TRANSPORT	238.28
	8/28/24	PW WATER 6/15-7/15/24	GENERAL FUND	STREETS & TRANSPORT	56.16
	8/15/24	WATER 5/15-6/15/24	GENERAL FUND	STREET LIGHTS	56.16
	8/28/24	ST LGHT WATER 6/15-7/15/24	GENERAL FUND	STREET LIGHTS	56.16
	8/15/24	P&R WATER 5/15-6/15/24	PARKS & RECREATION	Parks & Recreation	312.07
	8/15/24	P&R WATER 5/15-6/15/24	PARKS & RECREATION	Parks & Recreation	56.16
	8/15/24	MF SEWER 5/25-6/30/24	PARKS & RECREATION	Parks & Recreation	30.48
	8/28/24	P&R WATER 6/15-7/15/24	PARKS & RECREATION	Parks & Recreation	265.95
	8/28/24	LANCE SLUS WATER 6/15-7/15	PARKS & RECREATION	Parks & Recreation	56.16
	8/15/24	CVB WATER 5/15-6/15/24	CONVENTION & VISIT	Convention Visitor Bur	56.16
	8/28/24	CVB WATER 6/15-7/15/24	CONVENTION & VISIT	Convention Visitor Bur	56.16
				TOTAL:	2,062.07
CHATGPT SUBSCRIPTION	8/28/24	WILT OPEN AT AUB 8/24	GENERAL FUND	CITY ADMINISTRATION	21.40
	8/15/24	WILT OPEN AI SUB 7/24	GENERAL FUND	CITY ADMINISTRATION	21.40
				TOTAL:	42.80
CHICK-FIL-A	8/15/24	LANCASTER ACDMY FOOD 7/12/	GENERAL FUND	POLICE DEPARTMENT	20.09
	8/15/24	LANCASTER ACDMY FOOD 7/19/	GENERAL FUND	POLICE DEPARTMENT	17.37
	8/28/24	LANCASTER PD ACDMY MEAL 8/	GENERAL FUND	POLICE DEPARTMENT	13.73
				TOTAL:	51.19
CITGO	8/15/24	WATSON FUEL 7/15/24	GENERAL FUND	POLICE DEPARTMENT	46.78
	8/28/24	JENKINS FUEL 8/18/24	GENERAL FUND	POLICE DEPARTMENT	56.64
	8/28/24	LANCASTER FUEL 8/4/24	GENERAL FUND	POLICE DEPARTMENT	56.17
				TOTAL:	159.59
COLD SPOT	8/15/24	WHEAT ACDMY FOOD 7/11/24	GENERAL FUND	POLICE DEPARTMENT	22.75
				TOTAL:	22.75
COMPLETE DOCUMENT SOLUTIONS, CENTRAL P	8/15/24	CH CONT 7/24/OVG 6/24	GENERAL FUND	CITY HALL	33.08
	8/15/24	CH CONT 7/24/OVG 6/24	GENERAL FUND	CITY HALL	560.81
	8/28/24	PD COPY OVRGS 6/30-7/30/24	GENERAL FUND	POLICE DEPARTMENT	12.53
	8/15/24	PW COPIER OVERAGES 6/1-30/	GENERAL FUND	STREETS & TRANSPORT	19.74
	8/28/24	PW COPY OVGS 7/1-31/24	GENERAL FUND	STREETS & TRANSPORT	9.10
	8/15/24	P&R COPY CONT 7/24/OVGS 6/	PARKS & RECREATION	Parks & Recreation	16.54
	8/15/24	P&R COPY CONT 7/24/OVGS 6/	PARKS & RECREATION	Parks & Recreation	34.22
	8/15/24	CVB COPY CONT 7/24/OVG 6/2	CONVENTION & VISIT	Convention Visitor Bur	13.23
	8/15/24	CVB COPY CONT 7/24/OVG 6/2	CONVENTION & VISIT	Convention Visitor Bur	157.77
	8/28/24	CVB CONTRACT 7/30-8/29/24	CONVENTION & VISIT	Convention Visitor Bur	13.23
	8/28/24	CVB OVRGS 6/30-7/29/24	CONVENTION & VISIT	Convention Visitor Bur	41.41
				TOTAL:	911.66
COMPTROLLER OF MARYLAND	8/28/24	MD Withholding	GENERAL FUND	NON-DEPARTMENTAL	139.76
				TOTAL:	139.76
COMSTOCK PLUMBING	8/15/24	TRIFECTA '24 BACK FLOW TE	GENERAL FUND	CITY HALL	180.00
				TOTAL:	180.00
CONSTANT CONTACT	8/28/24	EMAIL ADS JULY 24	CONVENTION & VISIT	Convention Visitor Bur	110.00

VENDOR SORT KEY	DATE	DESCRIPTION	FUND	DEPARTMENT	AMOUNT
	8/28/24	EMAIL ADS AUG 24	CONVENTION & VISIT	Convention Visitor Bur	110.00
				TOTAL:	220.00
COPQUEST	8/15/24	CORP/SERGNT UNF STRIPES(24	GENERAL FUND	POLICE DEPARTMENT	38.76
	8/15/24	CORP/SERGNT UNF STRIPES(24	GENERAL FUND	POLICE DEPARTMENT	50.26
				TOTAL:	89.02
CORE & MAIN	8/15/24	FF CIR DRAIN PIPE X40	GENERAL FUND	STREETS & TRANSPORT	1,308.03
				TOTAL:	1,308.03
CORPORATION OF RANSON	8/22/24	FY24 Q4 REIMB/FY17-FY23 O	CAPITAL IMPROVEMEN	NON-DEPARTMENTAL	51,984.75
	8/22/24	FY24 Q4 REIMB/FY17-FY23 O	CAPITAL IMPROVEMEN	NON-DEPARTMENTAL	63,296.57
				TOTAL:	115,281.32
CREAMERS TIRE & AUTO SERVICE CENTER	8/15/24	P&Z #21 MOUNT TIRES X4	GENERAL FUND	PLANNING & ZONING	154.40
				TOTAL:	154.40
DEPARTMENT OF TAX & REVENUE	8/30/24	WV State Withholding	GENERAL FUND	NON-DEPARTMENTAL	4,267.00
	8/30/24	WV State Withholding	GENERAL FUND	NON-DEPARTMENTAL	210.00
	8/30/24	WV State Withholding	GENERAL FUND	NON-DEPARTMENTAL	64.00
	8/30/24	WV State Withholding	GENERAL FUND	NON-DEPARTMENTAL	5,040.00
	8/30/24	WV State Withholding	GENERAL FUND	NON-DEPARTMENTAL	7.00
	8/30/24	WV State Withholding	GENERAL FUND	NON-DEPARTMENTAL	4,287.00
	8/28/24	WV State Withholding	GENERAL FUND	NON-DEPARTMENTAL	1,114.00
	8/28/24	WV State Withholding	GENERAL FUND	NON-DEPARTMENTAL	4,097.00
				TOTAL:	19,086.00
DL MORGAN JR INC	8/28/24	REYMANN ST SIDEWALK CONCRE	CAPITAL IMPROVEMEN	STREETS - PUBLIC WORKS	3,848.50
	8/28/24	REYMANN ST SIDEWALK CONCRE	CAPITAL IMPROVEMEN	STREETS - PUBLIC WORKS	2,595.50
	8/28/24	REYMANN ST SIDEWALK CONCRE	CAPITAL IMPROVEMEN	STREETS - PUBLIC WORKS	5,191.00
				TOTAL:	11,635.00
DOLLAR GENERAL STORE	8/15/24	PD BLACK SPRAY PAINT X1	GENERAL FUND	POLICE DEPARTMENT	6.26
				TOTAL:	6.26
EASTERN LIFT TRUCK CO., INC	8/23/24	ELE SCISSOR LIFT	CAPITAL IMPROVEMEN	PARKS & REC CAPITAL EX	22,900.00
				TOTAL:	22,900.00
ELEPHANT THAI RESTAURANT	8/28/24	LANCASTER PD ACDMY MEAL 8/	GENERAL FUND	POLICE DEPARTMENT	17.12
				TOTAL:	17.12
ETS CORPORATION	8/01/24	JULY2024 MERCH FEES CITY C	GENERAL FUND	CITY HALL	169.13
	8/01/24	JULY2024 MERCH FEES - MGO	GENERAL FUND	CITY HALL	2,426.27
				TOTAL:	2,595.40
EXECUTIVE EMERGENCY LIGHTING LLC	8/15/24	PD #3 LPR WIRING	CAPITAL IMPROVEMEN	PUBLIC SAFETY	209.75
	8/28/24	PD #25, 26, 27 LIGHTING	CAPITAL IMPROVEMEN	PUBLIC SAFETY	47,114.37
				TOTAL:	47,324.12
EXXON	8/15/24	LANCASTER FUEL 7/14/24	GENERAL FUND	POLICE DEPARTMENT	88.47
				TOTAL:	88.47
FACEBOOK	8/15/24	RF/CS AD 5/30-5/31/24	CONVENTION & VISIT	Convention Visitor Bur	2.60
				TOTAL:	2.60
FAT PATTY'S	8/15/24	WHEAT ACDMY FOOD 7/18/24	GENERAL FUND	POLICE DEPARTMENT	17.28

VENDOR SORT KEY	DATE	DESCRIPTION	FUND	DEPARTMENT	AMOUNT
				TOTAL:	17.28
FISHER AUTO PARTS INC	8/15/24	PD #10 BRK PAD SET/DISC RO	GENERAL FUND	POLICE DEPARTMENT	72.37
	8/15/24	PD #10 BRK PAD SET/DISC RO	GENERAL FUND	POLICE DEPARTMENT	104.98
	8/15/24	P&R #18 AIR FILTERS X1	PARKS & RECREATION	Parks & Recreation	10.17
				TOTAL:	187.52
FRONTIER	8/14/24	ELEVATOR LINE AUG 24	GENERAL FUND	CITY HALL	79.72
	8/14/24	CH FAX LINE AUG 24	GENERAL FUND	CITY HALL	119.16
	8/14/24	CH FIRE ALARM AUG 24	GENERAL FUND	CITY HALL	118.00
	8/20/24	TRIFECTA ALARM AUG 24	GENERAL FUND	CITY HALL	149.47
	8/23/24	PD FAX LINE AUG 24	GENERAL FUND	POLICE DEPARTMENT	164.50
				TOTAL:	630.85
GALLS INC	8/28/24	PD SVG SINCE LETTERS X1	GENERAL FUND	POLICE DEPARTMENT	24.83
	8/28/24	PD BELT KEEPER X2	GENERAL FUND	POLICE DEPARTMENT	44.16
	8/28/24	PD BELT BUCKLE X1	GENERAL FUND	POLICE DEPARTMENT	9.76
	8/28/24	PD OUTER CARRIER VEST X1	GENERAL FUND	POLICE DEPARTMENT	96.94
				TOTAL:	175.69
GO-MART	8/15/24	LANCASTER FUEL 7/19/24	GENERAL FUND	POLICE DEPARTMENT	56.81
	8/28/24	LANCASTER FUEL 8/9-23/24	GENERAL FUND	POLICE DEPARTMENT	110.32
				TOTAL:	167.13
GOOGLE	8/15/24	CVB CITY ADVERTISING JUL 2	CONVENTION & VISIT	Convention Visitor Bur	271.12
				TOTAL:	271.12
HARBOR FREIGHT TOOLS	8/15/24	26PC MAG SKT SET/TRNFR PUM	GENERAL FUND	STREETS & TRANSPORT	33.98
	8/15/24	26PC MAG SKT SET/TRNFR PUM	GENERAL FUND	STREETS & TRANSPORT	12.99
	8/15/24	26PC MAG SKT SET/TRNFR PUM	GENERAL FUND	STREETS & TRANSPORT	19.99
	8/15/24	BAT TESTER/BATTERY TOOL SE	GENERAL FUND	STREETS & TRANSPORT	39.99
	8/15/24	BAT TESTER/BATTERY TOOL SE	GENERAL FUND	STREETS & TRANSPORT	3.49
	8/15/24	BAT TESTER/BATTERY TOOL SE	GENERAL FUND	STREETS & TRANSPORT	21.98
				TOTAL:	132.42
HARRIS TREE REMOVAL & SERVICES	8/22/24	2ND&SAMUEL ST TREE RMVL	CAPITAL IMPROVEMEN	STREETS - PUBLIC WORKS	1,500.00
				TOTAL:	1,500.00
HOLIDAY EXPRESS MORGANTOWN WV	8/15/24	WHEAT ACDMY HOTEL 7/14-19/	GENERAL FUND	POLICE DEPARTMENT	625.00
				TOTAL:	625.00
HOLIDAY INN	8/15/24	WHEAT ACDMY HOTEL 7/7-12/2	GENERAL FUND	POLICE DEPARTMENT	250.00
	8/15/24	WHEAT ACDMY HOTEL 7/7-12/2	GENERAL FUND	POLICE DEPARTMENT	375.00
				TOTAL:	625.00
HOME DEPOT	8/15/24	PD TOILET SUPPLY LINE	GENERAL FUND	POLICE DEPARTMENT	7.83
	8/15/24	PW WOOD BRINE TANK	GENERAL FUND	STREETS & TRANSPORT	296.67
	8/15/24	PW ANTI OX CMPD/MF POST SK	GENERAL FUND	STREETS & TRANSPORT	9.88
	8/15/24	PW PRUNER X1/ SHOVEL X2	GENERAL FUND	STREETS & TRANSPORT	12.98
	8/15/24	PW PRUNER X1/ SHOVEL X2	GENERAL FUND	STREETS & TRANSPORT	29.98
	8/15/24	PW PRUNER X1/ SHOVEL X2	GENERAL FUND	STREETS & TRANSPORT	29.98
	8/15/24	PW TOILET REPAIR KIT X2	GENERAL FUND	STREETS & TRANSPORT	34.96
	8/15/24	PW DRL HMR, CORD, STAKES X	GENERAL FUND	STREETS & TRANSPORT	21.97
	8/15/24	PW DRL HMR, CORD, STAKES X	GENERAL FUND	STREETS & TRANSPORT	6.88
	8/15/24	PW DRL HMR, CORD, STAKES X	GENERAL FUND	STREETS & TRANSPORT	16.90
	8/15/24	PW 1 1/2 SHACKLE	GENERAL FUND	STREETS & TRANSPORT	36.78

VENDOR SORT KEY	DATE	DESCRIPTION	FUND	DEPARTMENT	AMOUNT
	8/15/24	PW TIRE PLUG KIT/TIRE DRIL	GENERAL FUND	STREETS & TRANSPORT	24.68
	8/15/24	PW TIRE PLUG KIT/TIRE DRIL	GENERAL FUND	STREETS & TRANSPORT	12.98
	8/15/24	PW SHOP TOOLS	GENERAL FUND	STREETS & TRANSPORT	11.97
	8/15/24	PW SHOP TOOLS	GENERAL FUND	STREETS & TRANSPORT	12.97
	8/15/24	PW SHOP TOOLS	GENERAL FUND	STREETS & TRANSPORT	17.97
	8/15/24	PW SHOP TOOLS	GENERAL FUND	STREETS & TRANSPORT	29.97
	8/15/24	PW SHOP TOOLS	GENERAL FUND	STREETS & TRANSPORT	59.97
	8/15/24	PW SHOP TOOLS	GENERAL FUND	STREETS & TRANSPORT	6.74
	8/15/24	MF DECK POST SLEEVES	GENERAL FUND	STREETS & TRANSPORT	27.97
	8/15/24	MF DECK SAW BLADE/ HANGERS	GENERAL FUND	STREETS & TRANSPORT	54.97
	8/15/24	MF DK RAIL KIT/IMPACT BIT	GENERAL FUND	STREETS & TRANSPORT	9.97
	8/15/24	PW PVC PLUG/REINF CABLE 6F	GENERAL FUND	STREETS & TRANSPORT	21.35
	8/15/24	SIDEWALK PAINT/LOCTITE/STR	GENERAL FUND	STREETS & TRANSPORT	19.96
	8/15/24	SIDEWALK PAINT/LOCTITE/STR	GENERAL FUND	STREETS & TRANSPORT	21.54
	8/15/24	SIDEWALK PAINT/LOCTITE/STR	GENERAL FUND	STREETS & TRANSPORT	25.94
	8/15/24	SIDEWALK STAKES X2/ LEVEL	GENERAL FUND	STREETS & TRANSPORT	149.00
	8/15/24	SIDEWALK STAKES X2/ LEVEL	GENERAL FUND	STREETS & TRANSPORT	11.96
	8/15/24	FLEX HD MECH SET/LOCK NUT	GENERAL FUND	STREETS & TRANSPORT	2.50
	8/15/24	FLEX HD MECH SET/LOCK NUT	GENERAL FUND	STREETS & TRANSPORT	65.97
	8/28/24	PW SHOP SCREWS X88	GENERAL FUND	STREETS & TRANSPORT	5.50
	8/28/24	PW SHOP WASHERS X4	GENERAL FUND	STREETS & TRANSPORT	1.25
	8/28/24	PW SHOP HEX NUTS X2	GENERAL FUND	STREETS & TRANSPORT	2.50
	8/28/24	PW SHOP HOLE SAW KIT	GENERAL FUND	STREETS & TRANSPORT	64.97
	8/28/24	PW SHOP SCRUB CLOTHES X80	GENERAL FUND	STREETS & TRANSPORT	15.58
	8/28/24	PW BIT SET X1	GENERAL FUND	STREETS & TRANSPORT	19.97
	8/28/24	PW WRENCH SET X1	GENERAL FUND	STREETS & TRANSPORT	19.06
	8/28/24	PW 3 WIRE PLUG X1	GENERAL FUND	STREETS & TRANSPORT	7.34
	8/28/24	PW LOPPER X2	GENERAL FUND	STREETS & TRANSPORT	59.96
	8/28/24	PW ROLLER FRAME X1	GENERAL FUND	STREETS & TRANSPORT	9.84
	8/28/24	PW PAINT TRAY X2	GENERAL FUND	STREETS & TRANSPORT	7.96
	8/28/24	PW PAINT ROLLERS X4	GENERAL FUND	STREETS & TRANSPORT	19.62
	8/28/24	PW EXTENSION POLE X2	GENERAL FUND	STREETS & TRANSPORT	21.94
	8/28/24	PW TRASH BAGS X5	GENERAL FUND	STREETS & TRANSPORT	139.85
	8/28/24	PW PUSH BROOM	GENERAL FUND	STREETS & TRANSPORT	16.47
	8/28/24	PW CONCRETE	GENERAL FUND	STREETS & TRANSPORT	13.72
	8/15/24	PW CORDLESS ANGLE GRINDER	GENERAL FUND	STREETS & TRANSPORT	348.00
	8/28/24	LITHIUM-ION CRDL 1/4RATCHE	GENERAL FUND	STREETS & TRANSPORT	149.00
	8/15/24	MF LATTICE X6/ SCREWS 3LBS	CAPITAL IMPROVEMEN	PARKS & REC CAPITAL EX	62.94
	8/15/24	MF LATTICE X6/ SCREWS 3LBS	CAPITAL IMPROVEMEN	PARKS & REC CAPITAL EX	29.04
	8/15/24	PW ANTI OX CMPD/MF POST SK	CAPITAL IMPROVEMEN	PARKS & REC CAPITAL EX	4.57
	8/15/24	MF DECK SUPPLIES	CAPITAL IMPROVEMEN	PARKS & REC CAPITAL EX	2.39
	8/15/24	MF DECK SUPPLIES	CAPITAL IMPROVEMEN	PARKS & REC CAPITAL EX	11.23
	8/15/24	MF DECK SUPPLIES	CAPITAL IMPROVEMEN	PARKS & REC CAPITAL EX	12.98
	8/15/24	MF DECK SUPPLIES	CAPITAL IMPROVEMEN	PARKS & REC CAPITAL EX	44.78
	8/15/24	MF DECK SUPPLIES	CAPITAL IMPROVEMEN	PARKS & REC CAPITAL EX	153.90
	8/15/24	MF DECK SUPPLIES	CAPITAL IMPROVEMEN	PARKS & REC CAPITAL EX	1.96
	8/15/24	MF DECK SUPPLIES	CAPITAL IMPROVEMEN	PARKS & REC CAPITAL EX	9.38
	8/15/24	MF DECK POST SLEEVES	CAPITAL IMPROVEMEN	PARKS & REC CAPITAL EX	629.64
	8/15/24	MF DECK POST SLEEVES	CAPITAL IMPROVEMEN	PARKS & REC CAPITAL EX	82.26
	8/15/24	MF DECK POST SLEEVES	CAPITAL IMPROVEMEN	PARKS & REC CAPITAL EX	104.70
	8/15/24	MF DECK POST SLEEVES	CAPITAL IMPROVEMEN	PARKS & REC CAPITAL EX	18.52
	8/15/24	MF DECK SUPPLIES	CAPITAL IMPROVEMEN	PARKS & REC CAPITAL EX	62.46
	8/15/24	MF DECK SUPPLIES	CAPITAL IMPROVEMEN	PARKS & REC CAPITAL EX	11.76
	8/15/24	MF DECK SAW BLADE/ HANGERS	CAPITAL IMPROVEMEN	PARKS & REC CAPITAL EX	6.41
	8/15/24	MF DK RAIL KIT/IMPACT BIT	CAPITAL IMPROVEMEN	PARKS & REC CAPITAL EX	6.58
	8/15/24	MF DK RAIL KIT/IMPACT BIT	CAPITAL IMPROVEMEN	PARKS & REC CAPITAL EX	53.94

VENDOR SORT KEY	DATE	DESCRIPTION	FUND	DEPARTMENT	AMOUNT
	8/15/24	MF LATTICE X2/POST CAP X4	CAPITAL IMPROVEMEN	PARKS & REC CAPITAL EX	9.68
	8/15/24	MF LATTICE X2/POST CAP X4	CAPITAL IMPROVEMEN	PARKS & REC CAPITAL EX	27.92
	8/15/24	MF DECK PVC TRIM/HOSE RP K	CAPITAL IMPROVEMEN	PARKS & REC CAPITAL EX	21.68
	8/15/24	MF DECK PVC TRIM/HOSE RP K	CAPITAL IMPROVEMEN	PARKS & REC CAPITAL EX	5.98
	8/15/24	MF DECK CONCRETE X3	CAPITAL IMPROVEMEN	PARKS & REC CAPITAL EX	20.58
	8/15/24	MF DECK FLEX PASTE/POST SK	CAPITAL IMPROVEMEN	PARKS & REC CAPITAL EX	14.98
	8/15/24	MF DECK FLEX PASTE/POST SK	CAPITAL IMPROVEMEN	PARKS & REC CAPITAL EX	4.57
				TOTAL:	3,430.55
HOME TEAM PEST DEFENSE	8/15/24	CH PEST CONTROL JUL 24	GENERAL FUND	CITY HALL	248.90
	8/15/24	PW PEST CONTROL JUL 24	GENERAL FUND	STREETS & TRANSPORT	72.20
				TOTAL:	321.10
HP.COM	8/28/24	PLOTTER INK X4	GENERAL FUND	PLANNING & ZONING	457.96
				TOTAL:	457.96
HUSSON'S PIZZA	8/15/24	WHEAT ACDMY FOOD 7/15/24	GENERAL FUND	POLICE DEPARTMENT	29.99
				TOTAL:	29.99
INTERNAL REVENUE SERVICE	8/02/24	Federal Withholding	GENERAL FUND	NON-DEPARTMENTAL	10,955.34
	8/02/24	Federal Withholding	GENERAL FUND	NON-DEPARTMENTAL	70.38
	8/16/24	Federal Withholding	GENERAL FUND	NON-DEPARTMENTAL	11,784.30
	8/30/24	Federal Withholding	GENERAL FUND	NON-DEPARTMENTAL	10,950.91
	8/28/24	Federal Withholding	GENERAL FUND	NON-DEPARTMENTAL	10,313.41
	8/02/24	Social Security Payable	GENERAL FUND	NON-DEPARTMENTAL	7,614.24
	8/02/24	Social Security Payable	GENERAL FUND	NON-DEPARTMENTAL	149.73
	8/16/24	Social Security Payable	GENERAL FUND	NON-DEPARTMENTAL	8,008.09
	8/16/24	Social Security Payable	GENERAL FUND	NON-DEPARTMENTAL	37.89
	8/30/24	Social Security Payable	GENERAL FUND	NON-DEPARTMENTAL	7,646.84
	8/28/24	Social Security Payable	GENERAL FUND	NON-DEPARTMENTAL	7,405.27
	8/02/24	Medicare Payable	GENERAL FUND	NON-DEPARTMENTAL	1,780.71
	8/02/24	Medicare Payable	GENERAL FUND	NON-DEPARTMENTAL	35.01
	8/16/24	Medicare Payable	GENERAL FUND	NON-DEPARTMENTAL	1,872.81
	8/16/24	Medicare Payable	GENERAL FUND	NON-DEPARTMENTAL	8.86
	8/30/24	Medicare Payable	GENERAL FUND	NON-DEPARTMENTAL	1,788.35
	8/28/24	Medicare Payable	GENERAL FUND	NON-DEPARTMENTAL	1,731.88
	8/16/24	Social Security Payable	GENERAL FUND	MAYOR'S OFFICE	62.00
	8/16/24	Medicare Payable	GENERAL FUND	MAYOR'S OFFICE	14.50
	8/16/24	Social Security Payable	GENERAL FUND	CITY COUNCIL	310.02
	8/16/24	Medicare Payable	GENERAL FUND	CITY COUNCIL	72.48
	8/02/24	Social Security Payable	GENERAL FUND	CITY ADMINISTRATION	579.20
	8/16/24	Social Security Payable	GENERAL FUND	CITY ADMINISTRATION	579.88
	8/30/24	Social Security Payable	GENERAL FUND	CITY ADMINISTRATION	579.54
	8/28/24	Social Security Payable	GENERAL FUND	CITY ADMINISTRATION	579.20
	8/02/24	Medicare Payable	GENERAL FUND	CITY ADMINISTRATION	135.46
	8/16/24	Medicare Payable	GENERAL FUND	CITY ADMINISTRATION	135.62
	8/30/24	Medicare Payable	GENERAL FUND	CITY ADMINISTRATION	135.54
	8/28/24	Medicare Payable	GENERAL FUND	CITY ADMINISTRATION	135.46
	8/16/24	Social Security Payable	GENERAL FUND	POLICE JUDGE'S OFFICE	117.80
	8/16/24	Medicare Payable	GENERAL FUND	POLICE JUDGE'S OFFICE	27.55
	8/02/24	Social Security Payable	GENERAL FUND	PLANNING & ZONING	924.71
	8/16/24	Social Security Payable	GENERAL FUND	PLANNING & ZONING	910.84
	8/30/24	Social Security Payable	GENERAL FUND	PLANNING & ZONING	909.40
	8/28/24	Social Security Payable	GENERAL FUND	PLANNING & ZONING	884.40
	8/02/24	Medicare Payable	GENERAL FUND	PLANNING & ZONING	216.26
	8/16/24	Medicare Payable	GENERAL FUND	PLANNING & ZONING	213.02

VENDOR SORT KEY	DATE	DESCRIPTION	FUND	DEPARTMENT	AMOUNT
	8/30/24	Medicare Payable	GENERAL FUND	PLANNING & ZONING	212.68
	8/28/24	Medicare Payable	GENERAL FUND	PLANNING & ZONING	206.84
	8/02/24	Social Security Payable	GENERAL FUND	CITY HALL	616.26
	8/16/24	Social Security Payable	GENERAL FUND	CITY HALL	621.00
	8/30/24	Social Security Payable	GENERAL FUND	CITY HALL	627.33
	8/28/24	Social Security Payable	GENERAL FUND	CITY HALL	615.99
	8/02/24	Medicare Payable	GENERAL FUND	CITY HALL	144.12
	8/16/24	Medicare Payable	GENERAL FUND	CITY HALL	145.23
	8/30/24	Medicare Payable	GENERAL FUND	CITY HALL	146.71
	8/28/24	Medicare Payable	GENERAL FUND	CITY HALL	144.05
	8/02/24	Social Security Payable	GENERAL FUND	POLICE DEPARTMENT	4,011.71
	8/02/24	Social Security Payable	GENERAL FUND	POLICE DEPARTMENT	149.73
	8/16/24	Social Security Payable	GENERAL FUND	POLICE DEPARTMENT	3,968.48
	8/16/24	Social Security Payable	GENERAL FUND	POLICE DEPARTMENT	37.89
	8/30/24	Social Security Payable	GENERAL FUND	POLICE DEPARTMENT	4,090.43
	8/28/24	Social Security Payable	GENERAL FUND	POLICE DEPARTMENT	3,847.85
	8/02/24	Medicare Payable	GENERAL FUND	POLICE DEPARTMENT	938.19
	8/02/24	Medicare Payable	GENERAL FUND	POLICE DEPARTMENT	35.01
	8/16/24	Medicare Payable	GENERAL FUND	POLICE DEPARTMENT	928.09
	8/16/24	Medicare Payable	GENERAL FUND	POLICE DEPARTMENT	8.86
	8/30/24	Medicare Payable	GENERAL FUND	POLICE DEPARTMENT	956.61
	8/28/24	Medicare Payable	GENERAL FUND	POLICE DEPARTMENT	899.89
	8/28/24	Social Security Payable	GENERAL FUND	POLICE SPECIAL DUTY	61.23
	8/28/24	Medicare Payable	GENERAL FUND	POLICE SPECIAL DUTY	14.33
	8/02/24	Social Security Payable	GENERAL FUND	STREETS & TRANSPORT	1,482.36
	8/16/24	Social Security Payable	GENERAL FUND	STREETS & TRANSPORT	1,438.07
	8/30/24	Social Security Payable	GENERAL FUND	STREETS & TRANSPORT	1,440.14
	8/28/24	Social Security Payable	GENERAL FUND	STREETS & TRANSPORT	1,416.60
	8/02/24	Medicare Payable	GENERAL FUND	STREETS & TRANSPORT	346.68
	8/16/24	Medicare Payable	GENERAL FUND	STREETS & TRANSPORT	336.32
	8/30/24	Medicare Payable	GENERAL FUND	STREETS & TRANSPORT	336.81
	8/28/24	Medicare Payable	GENERAL FUND	STREETS & TRANSPORT	331.31
				TOTAL:	120,233.70
INTERNATIONAL CODE COUNCIL	8/15/24	STANLEY MNGMT MODULE EXAM	GENERAL FUND	PLANNING & ZONING	160.00
	8/15/24	K HAWKINS OSHA DEMO/MOLD T	GENERAL FUND	PLANNING & ZONING	39.00
	8/15/24	K HAWKINS OSHA DEMO/MOLD T	GENERAL FUND	PLANNING & ZONING	40.00
	8/15/24	K HAWKINS OSHA DEMO/MOLD T	GENERAL FUND	PLANNING & ZONING	40.00
	8/15/24	K HAWKINS OSHA DEMO/MOLD T	GENERAL FUND	PLANNING & ZONING	40.00
	8/15/24	APPROVED INSP STICKERS X25	GENERAL FUND	PLANNING & ZONING	91.00
	8/15/24	K HAWKINS CERT RENEWAL	GENERAL FUND	PLANNING & ZONING	100.00
	8/28/24	RS MM MNGT TESTING	GENERAL FUND	PLANNING & ZONING	160.00
	8/28/24	STANLEY MM MNGMT TESTING	GENERAL FUND	PLANNING & ZONING	160.00
				TOTAL:	830.00
INWOOD QUARRY, INC..	8/08/24	CRUSHED STONE 7/26/24	CAPITAL IMPROVEMEN	STREETS - PUBLIC WORKS	2,646.62
	8/20/24	CRUSHED STONE 8/2/24	CAPITAL IMPROVEMEN	STREETS - PUBLIC WORKS	1,512.42
	8/20/24	CRUSHED STONE 8/15/24	CAPITAL IMPROVEMEN	STREETS - PUBLIC WORKS	1,476.96
				TOTAL:	5,636.00
J&K PRECISION	8/28/24	PD #9 ORANGE COOLANT X2.5	GENERAL FUND	POLICE DEPARTMENT	67.48
	8/28/24	PD #9 VALVE GASKET COVER X	GENERAL FUND	POLICE DEPARTMENT	99.95
	8/28/24	PD #9 TIMING CVR GASKET X1	GENERAL FUND	POLICE DEPARTMENT	24.54
	8/28/24	PD #9 WATER PUMP	GENERAL FUND	POLICE DEPARTMENT	1,375.00
	8/28/24	PD #9 ENG LIGHT CHECK	GENERAL FUND	POLICE DEPARTMENT	62.50
	8/28/24	PD #9 SHOP SUPPLIES	GENERAL FUND	POLICE DEPARTMENT	30.00

VENDOR SORT KEY	DATE	DESCRIPTION	FUND	DEPARTMENT	AMOUNT
				TOTAL:	1,659.47
JACKSON CONCRETE CORP	8/22/24	REYMAN ST SIDEWALKS LABOR	CAPITAL IMPROVEMEN	STREETS - PUBLIC WORKS	26,000.00
	8/22/24	410 S SAMUEL ST SIDEWALK	CAPITAL IMPROVEMEN	STREETS - PUBLIC WORKS	5,000.00
				TOTAL:	31,000.00
JACQUELINE C SHADLE, COUNTY CLERK	8/14/24	P&Z DEED/PLAT BK JUL 24	GENERAL FUND	PLANNING & ZONING	2.50
	8/14/24	P&Z DEED/PLAT BK JUL 24	GENERAL FUND	PLANNING & ZONING	11.50
	8/14/24	P&Z DEED/PLAT BK JUL 24	GENERAL FUND	PLANNING & ZONING	9.50
	8/14/24	P&Z DEED/PLAT BK JUL 24	GENERAL FUND	PLANNING & ZONING	1.50
	8/28/24	P&Z PLAN COMM RECORDINGS	GENERAL FUND	PLANNING & ZONING	185.00
	8/28/24	P&Z PLAN COMM RECORDINGS	GENERAL FUND	PLANNING & ZONING	4.53
				TOTAL:	214.53
JEFFERSON COUNTY CHAMBER OF COMMERCE,	8/15/24	RA 24 NEW TEACHER BRKFT SP	GENERAL FUND	PLANNING & ZONING	51.00
				TOTAL:	51.00
JEFFERSON COUNTY EMERGENCY COMMUNICATI	8/07/24	CAD/MOBILE 4/6-5/5/24	GENERAL FUND	POLICE DEPARTMENT	353.36
				TOTAL:	353.36
JEFFERSON COUNTY SOLID WASTE AUTHORITY	8/07/24	WASTE JUL 24	GENERAL FUND	STREETS & TRANSPORT	60.94
				TOTAL:	60.94
JEFFERSON PUBLISHING CO. INC	8/15/24	NPH JEFF ORCHARDS REZONE 6	GENERAL FUND	PLANNING & ZONING	41.94
	8/28/24	NPH BND RED HNTWL W P1A 7/	GENERAL FUND	PLANNING & ZONING	41.94
	8/28/24	NPH BND RED HNTWL W P1B 7/	GENERAL FUND	PLANNING & ZONING	40.30
	8/28/24	NPH SP VALLEY HEALTH 7/17/	GENERAL FUND	PLANNING & ZONING	48.50
	8/28/24	NPH FP PROP RED CLOVER 7/1	GENERAL FUND	PLANNING & ZONING	43.58
	8/28/24	NPH FP PROP RED CLOVER 7/1	GENERAL FUND	PLANNING & ZONING	43.58
	8/28/24	NPH LD DEV PLN/PLT PTC 7/3	GENERAL FUND	PLANNING & ZONING	56.70
	8/28/24	PN MINI GRANT APP 6/12/24	GENERAL FUND	CITY HALL	25.54
	8/28/24	NPH AMD CP20, P&R COMM 7/2	PARKS & RECREATION	Parks & Recreation	46.86
				TOTAL:	388.94
JEFFERSON RENTALS	8/28/24	PW STIHL CARBURETOR	GENERAL FUND	STREETS & TRANSPORT	63.49
	8/15/24	PW TRENCHER RENTAL 7/15/24	GENERAL FUND	STREETS & TRANSPORT	177.64
	8/28/24	PW WEED EATER CORD X1	GENERAL FUND	STREETS & TRANSPORT	40.99
	8/14/24	HYDRAULIC BRK RENTAL	CAPITAL IMPROVEMEN	STREETS - PUBLIC WORKS	242.02
	8/28/24	NAACP AA FEST 24 CC BLUE R	PARKS & RECREATION	Parks & Recreation	12.95
	8/28/24	NAACP AA FEST 24 CC VANILL	PARKS & RECREATION	Parks & Recreation	12.95
	8/28/24	NAACP AA FEST 24 CC STICKS	PARKS & RECREATION	Parks & Recreation	14.75
				TOTAL:	564.79
JEFFERSON SECURITY BANK	8/02/24	Christmas Club	GENERAL FUND	NON-DEPARTMENTAL	690.00
	8/16/24	Christmas Club	GENERAL FUND	NON-DEPARTMENTAL	690.00
	8/30/24	Christmas Club	GENERAL FUND	NON-DEPARTMENTAL	690.00
	8/28/24	Christmas Club	GENERAL FUND	NON-DEPARTMENTAL	690.00
				TOTAL:	2,760.00
JOHN HANCOCK	8/02/24	457b payment	GENERAL FUND	NON-DEPARTMENTAL	9,289.72
	8/16/24	457b payment	GENERAL FUND	NON-DEPARTMENTAL	9,292.30
	8/30/24	457b payment	GENERAL FUND	NON-DEPARTMENTAL	9,292.44
	8/28/24	457b payment	GENERAL FUND	NON-DEPARTMENTAL	8,791.67
	8/02/24	Ret OVT Contribution	GENERAL FUND	NON-DEPARTMENTAL	235.97
	8/16/24	Ret OVT Contribution	GENERAL FUND	NON-DEPARTMENTAL	144.03
	8/30/24	Ret OVT Contribution	GENERAL FUND	NON-DEPARTMENTAL	318.72

VENDOR SORT KEY	DATE	DESCRIPTION	FUND	DEPARTMENT	AMOUNT
	8/28/24	Ret OVT Contribution	GENERAL FUND	NON-DEPARTMENTAL	173.62
	8/02/24	ROTH 457b Payment	GENERAL FUND	NON-DEPARTMENTAL	656.18
	8/16/24	ROTH 457b Payment	GENERAL FUND	NON-DEPARTMENTAL	656.18
	8/30/24	ROTH 457b Payment	GENERAL FUND	NON-DEPARTMENTAL	656.18
	8/28/24	ROTH 457b Payment	GENERAL FUND	NON-DEPARTMENTAL	656.18
	8/02/24	401a Payment	GENERAL FUND	CITY ADMINISTRATION	447.00
	8/16/24	401a Payment	GENERAL FUND	CITY ADMINISTRATION	447.52
	8/30/24	401a Payment	GENERAL FUND	CITY ADMINISTRATION	447.26
	8/28/24	401a Payment	GENERAL FUND	CITY ADMINISTRATION	447.00
	8/02/24	457b payment	GENERAL FUND	CITY ADMINISTRATION	447.00
	8/16/24	457b payment	GENERAL FUND	CITY ADMINISTRATION	447.52
	8/30/24	457b payment	GENERAL FUND	CITY ADMINISTRATION	447.26
	8/28/24	457b payment	GENERAL FUND	CITY ADMINISTRATION	447.00
	8/02/24	401a Payment	GENERAL FUND	PLANNING & ZONING	672.38
	8/16/24	401a Payment	GENERAL FUND	PLANNING & ZONING	672.38
	8/30/24	401a Payment	GENERAL FUND	PLANNING & ZONING	672.38
	8/28/24	401a Payment	GENERAL FUND	PLANNING & ZONING	676.04
	8/02/24	457b payment	GENERAL FUND	PLANNING & ZONING	523.15
	8/16/24	457b payment	GENERAL FUND	PLANNING & ZONING	523.15
	8/30/24	457b payment	GENERAL FUND	PLANNING & ZONING	523.15
	8/28/24	457b payment	GENERAL FUND	PLANNING & ZONING	526.81
	8/02/24	401a Payment	GENERAL FUND	CITY HALL	478.20
	8/16/24	401a Payment	GENERAL FUND	CITY HALL	478.20
	8/30/24	401a Payment	GENERAL FUND	CITY HALL	478.20
	8/28/24	401a Payment	GENERAL FUND	CITY HALL	477.56
	8/02/24	457b payment	GENERAL FUND	CITY HALL	375.58
	8/16/24	457b payment	GENERAL FUND	CITY HALL	375.58
	8/30/24	457b payment	GENERAL FUND	CITY HALL	375.58
	8/28/24	457b payment	GENERAL FUND	CITY HALL	375.58
	8/02/24	401a Payment	GENERAL FUND	POLICE DEPARTMENT	2,926.68
	8/16/24	401a Payment	GENERAL FUND	POLICE DEPARTMENT	2,929.38
	8/30/24	401a Payment	GENERAL FUND	POLICE DEPARTMENT	2,929.38
	8/28/24	401a Payment	GENERAL FUND	POLICE DEPARTMENT	2,840.51
	8/02/24	457b payment	GENERAL FUND	POLICE DEPARTMENT	2,673.04
	8/16/24	457b payment	GENERAL FUND	POLICE DEPARTMENT	2,675.74
	8/30/24	457b payment	GENERAL FUND	POLICE DEPARTMENT	2,675.74
	8/28/24	457b payment	GENERAL FUND	POLICE DEPARTMENT	2,586.87
	8/02/24	401a Payment	GENERAL FUND	STREETS & TRANSPORT	1,132.98
	8/16/24	401a Payment	GENERAL FUND	STREETS & TRANSPORT	1,131.92
	8/30/24	401a Payment	GENERAL FUND	STREETS & TRANSPORT	1,132.58
	8/28/24	401a Payment	GENERAL FUND	STREETS & TRANSPORT	1,115.70
	8/02/24	457b payment	GENERAL FUND	STREETS & TRANSPORT	962.60
	8/16/24	457b payment	GENERAL FUND	STREETS & TRANSPORT	961.96
	8/30/24	457b payment	GENERAL FUND	STREETS & TRANSPORT	962.36
	8/28/24	457b payment	GENERAL FUND	STREETS & TRANSPORT	952.23
				TOTAL:	82,534.34
JOHNSON & JOHNSON HEATING AND A/C	8/15/24	CC #2 FAN FUSES/ WIRING RE	PARKS & RECREATION	Parks & Recreation	572.00
	8/15/24	CC #2 FAN FUSES/ WIRING RE	PARKS & RECREATION	Parks & Recreation	603.52
	8/15/24	CC#2 FAN CIRCUT REPLACED	PARKS & RECREATION	Parks & Recreation	2,332.43
				TOTAL:	3,507.95
KENT PARSONS FORD	8/15/24	PW #14 BRAKE LINE	GENERAL FUND	STREETS & TRANSPORT	120.00
				TOTAL:	120.00
KEVIN LANCASTER	8/16/24	GAS PURCHASED W/PER CARD	GENERAL FUND	POLICE DEPARTMENT	78.80

VENDOR SORT KEY	DATE	DESCRIPTION	FUND	DEPARTMENT	AMOUNT
				TOTAL:	78.80
KFC	8/28/24	LANCASTER PD ACDMY MEAL 8/	GENERAL FUND	POLICE DEPARTMENT	9.20
				TOTAL:	9.20
KIMLEY - HORN AND ASSOCIATES INC.	8/23/24	P&Z FY25 GEN SVC JUL 24	GENERAL FUND	PLANNING & ZONING	7,929.20
	8/23/24	CITY WARD MAP JUL 24	GENERAL FUND	ELECTIONS	7,247.90
	8/08/24	MILDRED DESIGN MAY 24	CAPITAL IMPROVEMEN	STREETS - PUBLIC WORKS	11,279.05
	8/08/24	MILDRED DESIGN JUN 24	CAPITAL IMPROVEMEN	STREETS - PUBLIC WORKS	26,820.51
	8/08/24	MILDRED DESIGN JUL 24	CAPITAL IMPROVEMEN	STREETS - PUBLIC WORKS	22,057.64
	8/22/24	FS TRAIL JUL 24	CAPITAL IMPROVEMEN	PARKS & REC CAPITAL EX	6,762.50
				TOTAL:	82,096.80
LEAF	8/01/24	P&Z COPIER JUL 24	GENERAL FUND	CITY HALL	129.00
	8/16/24	1&3 FLR COPIER AUG 24	GENERAL FUND	CITY HALL	223.00
	8/20/24	1&3 FLR COPY PAYOFF	GENERAL FUND	CITY HALL	446.00
	8/14/24	PW COPIER JUL 24	GENERAL FUND	STREETS & TRANSPORT	123.00
				TOTAL:	921.00
LIBERTY	8/15/24	WHITE FUEL 7/15-26/24	GENERAL FUND	STREETS & TRANSPORT	143.81
				TOTAL:	143.81
LINCOLN FINANCIAL GROUP	8/01/24	AUGUST 2024 LIFE INS PREMI	GENERAL FUND	NON-DEPARTMENTAL	36.92
	8/01/24	AUGUST 2024 LIFE INS PREMI	GENERAL FUND	NON-DEPARTMENTAL	23.30
	8/01/24	Life Insurance	GENERAL FUND	NON-DEPARTMENTAL	139.71
	8/01/24	Life Insurance	GENERAL FUND	NON-DEPARTMENTAL	139.71
	8/28/24	Life Insurance	GENERAL FUND	NON-DEPARTMENTAL	139.71
	8/01/24	AUGUST 2024 LIFE INS PREMI	GENERAL FUND	CITY ADMINISTRATION	219.87
	8/01/24	AUGUST 2024 LIFE INS PREMI	GENERAL FUND	PLANNING & ZONING	324.17
	8/01/24	AUGUST 2024 LIFE INS PREMI	GENERAL FUND	CITY HALL	249.80
	8/01/24	AUGUST 2024 LIFE INS PREMI	GENERAL FUND	POLICE DEPARTMENT	1,414.55
	8/01/24	AUGUST 2024 LIFE INS PREMI	GENERAL FUND	STREETS & TRANSPORT	536.48
	8/01/24	AUGUST 2024 LIFE INS PREMI	PARKS & RECREATION	Parks & Recreation	33.57
	8/01/24	AUGUST 2024 LIFE INS PREMI	CONVENTION & VISIT	Convention Visitor Bur	64.83
				TOTAL:	3,322.62
LOWE'S	8/15/24	MF RAILX7/STAIRRAIL X7	CAPITAL IMPROVEMEN	PARKS & REC CAPITAL EX	833.00
	8/15/24	MF RAILX7/STAIRRAIL X7	CAPITAL IMPROVEMEN	PARKS & REC CAPITAL EX	903.00
	8/15/24	CC 42' INDUST FAN X3	PARKS & RECREATION	Parks & Recreation	1,263.57
				TOTAL:	2,999.57
MARATHON PETRO	8/15/24	WHEAT FUEL 7/7-19/24	GENERAL FUND	POLICE DEPARTMENT	165.26
				TOTAL:	165.26
MARTIN'S FUEL	8/15/24	MEACHAM FUEL 7/18/24	GENERAL FUND	POLICE DEPARTMENT	53.71
				TOTAL:	53.71
MARTINS FOOD STORE	8/15/24	ALL STAFF MTG 7/24/24 DOUG	GENERAL FUND	CITY HALL	20.00
				TOTAL:	20.00
MATTHEW W. ANDERSON, PE, PLLC	8/15/24	P&Z SITE INSP 7/1-3/24	GENERAL FUND	PLANNING & ZONING	6,350.00
	8/01/24	CODE INSP 7/22-26/24	GENERAL FUND	PLANNING & ZONING	5,975.00
	8/07/24	CODE INSP 7/29-7/31/24	GENERAL FUND	PLANNING & ZONING	3,675.00
	8/28/24	CODE INSPECTION 8/1-2/24	GENERAL FUND	PLANNING & ZONING	2,500.00
	8/20/24	SITE INSPEC 8/12-16/2	GENERAL FUND	PLANNING & ZONING	6,825.00
				TOTAL:	25,325.00

VENDOR SORT KEY	DATE	DESCRIPTION	FUND	DEPARTMENT	AMOUNT
METLIFE	8/01/24	AUG2024 DENTAL INS PREMIUM	GENERAL FUND	CITY ADMINISTRATION	330.87
	8/01/24	AUG2024 DENTAL INS PREMIUM	GENERAL FUND	PLANNING & ZONING	312.04
	8/01/24	AUG2024 DENTAL INS PREMIUM	GENERAL FUND	CITY HALL	91.46
	8/01/24	AUG2024 DENTAL INS PREMIUM	GENERAL FUND	POLICE DEPARTMENT	1,740.45
	8/01/24	AUG2024 DENTAL INS PREMIUM	GENERAL FUND	STREETS & TRANSPORT	784.14
	8/01/24	AUG2024 DENTAL INS PREMIUM	PARKS & RECREATION	Parks & Recreation	141.23
	8/01/24	AUG2024 DENTAL INS PREMIUM	CONVENTION & VISIT	Convention Visitor Bur	30.94
				TOTAL:	3,431.13
MIDDLEWAY MARKET	8/28/24	LANCASTER PD ACDMY MEAL 8/	GENERAL FUND	POLICE DEPARTMENT	10.32
				TOTAL:	10.32
MIDJOURNEY INC	8/15/24	WILT AI SUB 7/9-8/9/24	GENERAL FUND	CITY ADMINISTRATION	10.00
				TOTAL:	10.00
MILLERS SUPPLIES AT WORK	8/15/24	CH BOTTLE DEP X11	GENERAL FUND	CITY HALL	88.00-
	8/15/24	CH WATER X16 5/16/24	GENERAL FUND	CITY HALL	239.20
	8/15/24	CH WATER 7/17/24 X10	GENERAL FUND	CITY HALL	149.50
	8/15/24	PD BOTTLE DEP X9	GENERAL FUND	POLICE DEPARTMENT	72.00-
	8/15/24	PD WATER X12 3/25/24	GENERAL FUND	POLICE DEPARTMENT	179.40
	8/15/24	PD WATER 7/17/24 X9	GENERAL FUND	POLICE DEPARTMENT	134.55
	8/15/24	PW BOTTLE DEP X8	GENERAL FUND	STREETS & TRANSPORT	64.00-
	8/15/24	PW WATER 7/17/24 X5	GENERAL FUND	STREETS & TRANSPORT	74.75
				TOTAL:	553.40
NAPA AUTO PARTS	8/15/24	PW #35 BKT TRK BACK UP ALA	GENERAL FUND	STREETS & TRANSPORT	48.99
	8/15/24	PW #35 AW22 HYRDO OIL 5GAL	GENERAL FUND	STREETS & TRANSPORT	84.99
	8/28/24	PW SHOP 5W20 SYNTHEIC OIL	GENERAL FUND	STREETS & TRANSPORT	83.24
	8/28/24	PW #32 FW OUTER BEARING X2	GENERAL FUND	STREETS & TRANSPORT	64.66
	8/28/24	PW #32 FW INNER BEARING X2	GENERAL FUND	STREETS & TRANSPORT	172.46
				TOTAL:	454.34
NORTHERN TOOLS & EQUIPMENT	8/15/24	PW SKID STEET FORK LIFT EX	GENERAL FUND	STREETS & TRANSPORT	604.97
				TOTAL:	604.97
ORACLE ELEVATOR HOLDCO, INC	8/07/24	ELEVATOR MAINT AUG 24	GENERAL FUND	CITY HALL	155.35
				TOTAL:	155.35
PAYMENTECH - MERCH FEES	8/02/24	JULY2024 TYLER CITY CC FEE	GENERAL FUND	CITY HALL	388.31
				TOTAL:	388.31
PEIA	8/06/24	AUG2024 HEALTH INS PREMIUM	GENERAL FUND	CITY ADMINISTRATION	4,378.48
	8/06/24	AUG2024 HEALTH INS PREMIUM	GENERAL FUND	PLANNING & ZONING	5,358.90
	8/06/24	AUG2024 HEALTH INS PREMIUM	GENERAL FUND	CITY HALL	3,040.92
	8/06/24	AUG2024 HEALTH INS PREMIUM	GENERAL FUND	POLICE DEPARTMENT	25,823.58
	8/06/24	AUG2024 HEALTH INS PREMIUM	GENERAL FUND	STREETS & TRANSPORT	12,268.82
	8/06/24	AUG2024 HEALTH INS PREMIUM	PARKS & RECREATION	Parks & Recreation	716.98
	8/06/24	AUG2024 HEALTH INS PREMIUM	CONVENTION & VISIT	Convention Visitor Bur	716.98
				TOTAL:	52,304.66
PILOT	8/15/24	LANCASTER ACDMY FOOD 7/26/	GENERAL FUND	POLICE DEPARTMENT	15.44
	8/28/24	LANCASTER FUEL 8/2-25/24	GENERAL FUND	POLICE DEPARTMENT	68.48
	8/28/24	LANCASTER PD ACDMY MEAL 8/	GENERAL FUND	POLICE DEPARTMENT	13.32
	8/28/24	LANCASTER PD ACDMY MEAL 8/	GENERAL FUND	POLICE DEPARTMENT	15.43
				TOTAL:	112.67

VENDOR SORT KEY	DATE	DESCRIPTION	FUND	DEPARTMENT	AMOUNT
PIZZA CITY II	8/28/24	PD NAT NIGHT OUT HOT DOGS	GENERAL FUND	POLICE DEPARTMENT	178.76
				TOTAL:	178.76
POTOMAC EDISON	8/07/24	ELE JULY 24	GENERAL FUND	CITY HALL	1,024.09
	8/07/24	ELE JULY 24	GENERAL FUND	POLICE DEPARTMENT	494.60
	8/07/24	ELE JULY 24	GENERAL FUND	STREETS & TRANSPORT	219.36
	8/07/24	ELE JULY 24	GENERAL FUND	STREET LIGHTS	8,953.93
	8/07/24	N FF BLVDIII ELE JUL 24	GENERAL FUND	STREET LIGHTS	94.05
	8/07/24	ELE JULY 24	PARKS & RECREATION	Parks & Recreation	2,849.22
	8/07/24	ELE JULY 24	CONVENTION & VISIT	Convention Visitor Bur	106.75
				TOTAL:	13,742.00
POWER EQUIPMENT WAREHOUSE	8/15/24	PW BLADE GRINDER/GRIT COLL	GENERAL FUND	STREETS & TRANSPORT	48.24
	8/15/24	PW BLADE GRINDER/GRIT COLL	GENERAL FUND	STREETS & TRANSPORT	85.14
				TOTAL:	133.38
PROGRESSIVE SOLUTIONS INC	8/23/24	PSI SFTWR LIC 7/24-6/25	GENERAL FUND	CITY HALL	8,500.00
	8/23/24	PSI SFTWR LIC 7/24-6/25	GENERAL FUND	CITY HALL	4,600.00
				TOTAL:	13,100.00
R&L LANDSCAPES, INC.	8/07/24	LANDSPACE AUG 24	GENERAL FUND	POLICE DEPARTMENT	166.66
	8/07/24	BRIAR RUN PND MOW 7/10/24	GENERAL FUND	STREETS & TRANSPORT	200.00
	8/07/24	LANDSPACE AUG 24	GENERAL FUND	STREETS & TRANSPORT	8,120.43
	8/07/24	LANDSPACE AUG 24	PARKS & RECREATION	Parks & Recreation	1,475.00
	8/07/24	LANDSPACE AUG 24	CONVENTION & VISIT	Convention Visitor Bur	291.66
				TOTAL:	10,253.75
RANSON ELEMENTARY SCHOOL	8/08/24	MOBILE AG LAB CONTRIBUTIO	GENERAL FUND	CONT TO COMMISSIONS	1,600.00
				TOTAL:	1,600.00
RANSON POST OFFICE	8/15/24	941 MAILING 2024 Q2	GENERAL FUND	CITY HALL	8.48
	8/15/24	PD MAIL PROMO TEST WV DOP	GENERAL FUND	POLICE DEPARTMENT	18.40
	8/28/24	PD RADARS MAILED 8/16/24	GENERAL FUND	POLICE DEPARTMENT	16.05
	8/28/24	MAILED CERT WV DEPT TOURIS	CONVENTION & VISIT	Convention Visitor Bur	9.85
				TOTAL:	52.78
RCS SECURITY	8/28/24	CH SV TKT 112543 8/7 BATTE	GENERAL FUND	CITY HALL	99.95
	8/28/24	P&R SV TKT FIRE SYSTEM 7/	PARKS & RECREATION	Parks & Recreation	142.50
				TOTAL:	242.45
REDNAO GOMEZ PALACIO	8/15/24	WILT-PDF BUILDER/WEB	GENERAL FUND	CITY ADMINISTRATION	49.99
				TOTAL:	49.99
RUCKMAN ENGINEERING PLC	8/07/24	PRMT RV 6/10-14/24	GENERAL FUND	PLANNING & ZONING	2,650.00
	8/07/24	PRMT RV 6/24-28/24	GENERAL FUND	PLANNING & ZONING	4,125.00
	8/01/24	PERMIT RVW 7/22-26/24	GENERAL FUND	PLANNING & ZONING	2,625.00
	8/16/24	PRMT RV 8/5-7/24	GENERAL FUND	PLANNING & ZONING	2,175.00
				TOTAL:	11,575.00
RUTTER'S FARM STORES	8/15/24	SIGULINSKY FUEL 7/22/24 FR	GENERAL FUND	POLICE DEPARTMENT	149.46
	8/28/24	FRAUD CHARGE CREDIT	GENERAL FUND	POLICE DEPARTMENT	149.46-
	8/28/24	LANCASTER FUEL 8/18/24	GENERAL FUND	POLICE DEPARTMENT	37.80
				TOTAL:	37.80
SCPDC	8/14/24	MY GOV JUL 24	GENERAL FUND	PLANNING & ZONING	540.42
				TOTAL:	540.42

VENDOR SORT KEY	DATE	DESCRIPTION	FUND	DEPARTMENT	AMOUNT
SERGIO'S CUCINA INTALIANA & STEAKS	8/15/24	WHEAT ACDMY FOOD 7/10/24	GENERAL FUND	POLICE DEPARTMENT	38.00
				TOTAL:	38.00
SERVICE VALUE GUARANTEED LLC	8/15/24	CH/PD/PW MAR&APR 24 CLEANI	GENERAL FUND	CITY HALL	2,872.36
	8/15/24	CH/PD/PW MAR&APR 24 CLEANI	GENERAL FUND	CITY HALL	3,231.45
	8/15/24	CH/PD/PW MAR&APR 24 CLEANI	GENERAL FUND	POLICE DEPARTMENT	765.54
	8/15/24	CH/PD/PW MAR&APR 24 CLEANI	GENERAL FUND	POLICE DEPARTMENT	680.48
	8/15/24	CH/PD/PW MAR&APR 24 CLEANI	GENERAL FUND	STREETS & TRANSPORT	370.20
	8/15/24	CH/PD/PW MAR&APR 24 CLEANI	GENERAL FUND	STREETS & TRANSPORT	370.20
	8/15/24	P&R MAR 24 & APR 24 CLEANI	PARKS & RECREATION	Parks & Recreation	1,294.48
	8/15/24	P&R MAR 24 & APR 24 CLEANI	PARKS & RECREATION	Parks & Recreation	1,456.29
	8/15/24	CVB MAR 24 & APR 24 CLEANI	CONVENTION & VISIT	Convention Visitor Bur	296.72
	8/15/24	CVB MAR 24 & APR 24 CLEANI	CONVENTION & VISIT	Convention Visitor Bur	296.72
				TOTAL:	11,634.44
SHARE CORPORATION	8/28/24	PW BLUE SHOP TOWELS X3	GENERAL FUND	STREETS & TRANSPORT	215.02
				TOTAL:	215.02
SHEETZ	8/15/24	COULTER FUEL 7/10-24/24	GENERAL FUND	PLANNING & ZONING	102.51
	8/28/24	COULTER FUEL 8/7-21/24	GENERAL FUND	PLANNING & ZONING	95.32
	8/28/24	STANLEY FUEL 8/16/24	GENERAL FUND	PLANNING & ZONING	42.51
	8/15/24	LYNCH FUEL 7/16/24	GENERAL FUND	POLICE DEPARTMENT	42.62
	8/15/24	SIGULINSKY FUEL 7/24/24	GENERAL FUND	POLICE DEPARTMENT	70.25
	8/15/24	PALMER FUEL 7/6-24/24	GENERAL FUND	POLICE DEPARTMENT	205.09
	8/15/24	MEACHAM FUEL 7/25/24	GENERAL FUND	POLICE DEPARTMENT	47.93
	8/15/24	HUTCHERSON FUEL 6/29-7/29/	GENERAL FUND	POLICE DEPARTMENT	627.15
	8/15/24	BLACK FUEL 7/21-29/24	GENERAL FUND	POLICE DEPARTMENT	124.62
	8/15/24	ROBERTS 6/28-7/3/24	GENERAL FUND	POLICE DEPARTMENT	60.00
	8/15/24	PORTNER FUEL 7/2/24	GENERAL FUND	POLICE DEPARTMENT	59.51
	8/15/24	JENKINS FUEL 7/3-23/24	GENERAL FUND	POLICE DEPARTMENT	202.33
	8/15/24	WHEAT FUEL 7/14/24	GENERAL FUND	POLICE DEPARTMENT	34.09
	8/15/24	LANCASTER FUEL 7/7-28/24	GENERAL FUND	POLICE DEPARTMENT	83.28
	8/15/24	LANCASTER ACDMY FOOD 6/30/	GENERAL FUND	POLICE DEPARTMENT	14.12
	8/15/24	LANCASTER ACDMY FOOD 7/14/	GENERAL FUND	POLICE DEPARTMENT	8.27
	8/15/24	LANCASTER ACDMY FOOD 7/28/	GENERAL FUND	POLICE DEPARTMENT	17.43
	8/28/24	HUTCHERSON FUEL 7/30/24-8/	GENERAL FUND	POLICE DEPARTMENT	506.88
	8/28/24	LUTMAN FUEL 8/20/24	GENERAL FUND	POLICE DEPARTMENT	48.72
	8/28/24	HOOD FUEL 8/21/24	GENERAL FUND	POLICE DEPARTMENT	41.24
	8/28/24	JENKINS FUEL 8/10-27/24	GENERAL FUND	POLICE DEPARTMENT	142.85
	8/28/24	MCBRIDE FUEL 7/31/24	GENERAL FUND	POLICE DEPARTMENT	13.00
	8/28/24	MEACHAM FUEL 8/17/24	GENERAL FUND	POLICE DEPARTMENT	54.66
	8/28/24	PALMER FUEL 7/31-88/4/24	GENERAL FUND	POLICE DEPARTMENT	135.78
	8/28/24	R ROBERTS FUEL 8/19/24	GENERAL FUND	POLICE DEPARTMENT	75.00
	8/28/24	LANCASTER FUEL 8/11-23/24	GENERAL FUND	POLICE DEPARTMENT	99.11
	8/28/24	LANCASTER PD ACDMY MEAL 8/	GENERAL FUND	POLICE DEPARTMENT	12.74
	8/15/24	DIX FUEL 7/2-22/24	GENERAL FUND	STREETS & TRANSPORT	330.07
	8/15/24	PIERSON FUEL 7/17-24/24	GENERAL FUND	STREETS & TRANSPORT	230.79
	8/15/24	HARDER FUEL 6/28-7/26/24	GENERAL FUND	STREETS & TRANSPORT	485.56
	8/15/24	COSTELLO FUEL 7/11-24/24	GENERAL FUND	STREETS & TRANSPORT	151.60
	8/15/24	W SILVEOUS FUEL 7/9-23/24	GENERAL FUND	STREETS & TRANSPORT	220.38
	8/15/24	R HAWKINS FUEL 6/28/24	GENERAL FUND	STREETS & TRANSPORT	82.31
	8/15/24	C SILVEOUS FUEL 7/1-23/24	GENERAL FUND	STREETS & TRANSPORT	353.80
	8/28/24	HARDER FUEL 7/31-8/28/24	GENERAL FUND	STREETS & TRANSPORT	349.05
	8/28/24	DIX FUEL 8/5-26/24	GENERAL FUND	STREETS & TRANSPORT	316.00
	8/28/24	PIERSON FUEL 7/31-8/20/24	GENERAL FUND	STREETS & TRANSPORT	164.00
	8/28/24	COSTELLO FUEL 8/6-23/24	GENERAL FUND	STREETS & TRANSPORT	264.20

VENDOR SORT KEY	DATE	DESCRIPTION	FUND	DEPARTMENT	AMOUNT
	8/28/24	W SILVEOUS FUEL 8/2-14/24	GENERAL FUND	STREETS & TRANSPORT	206.64
	8/28/24	R HAWKINS FUEL 8/19/24	GENERAL FUND	STREETS & TRANSPORT	62.88
	8/28/24	T COOK FUEL 8/27/24	GENERAL FUND	STREETS & TRANSPORT	138.01
				TOTAL:	6,322.30
SOUTHERN STATES	8/15/24	HEDGER CARBUTR, SPK PLUG,F	GENERAL FUND	STREETS & TRANSPORT	5.99
	8/15/24	HEDGER CARBUTR, SPK PLUG,F	GENERAL FUND	STREETS & TRANSPORT	39.99
	8/15/24	HEDGER CARBUTR, SPK PLUG,F	GENERAL FUND	STREETS & TRANSPORT	2.49
	8/15/24	HEDGER CARBUTR, SPK PLUG,F	GENERAL FUND	STREETS & TRANSPORT	40.00
	8/15/24	FF BLVD STRAW BALES X4	GENERAL FUND	STREETS & TRANSPORT	35.00
	8/28/24	PW #2 SPARK PLUG X2	GENERAL FUND	STREETS & TRANSPORT	17.98
	8/28/24	PW STRAW BALES X6	GENERAL FUND	STREETS & TRANSPORT	52.50
	8/28/24	PW GRASS SEED 50LBS	GENERAL FUND	STREETS & TRANSPORT	89.99
	8/28/24	PW STRAW X10	GENERAL FUND	STREETS & TRANSPORT	87.50
				TOTAL:	371.44
SPECIALTY BUSINESS SUPPLIES	8/15/24	T TURNER BUS CARDS X250	GENERAL FUND	CITY HALL	51.00
				TOTAL:	51.00
SUNOCO	8/15/24	PALMER FUEL 7/27/24	GENERAL FUND	POLICE DEPARTMENT	46.57
	8/15/24	HOOD FUEL 7/4-10/24	GENERAL FUND	POLICE DEPARTMENT	89.21
	8/28/24	HOOD FUEL 8/9-24/24	GENERAL FUND	POLICE DEPARTMENT	74.82
	8/28/24	PALMER FUEL 8/9-28/24	GENERAL FUND	POLICE DEPARTMENT	375.18
	8/15/24	WHITE FUEL 7/1-23/24	GENERAL FUND	STREETS & TRANSPORT	184.70
	8/28/24	WHITE FUEL 8/8-29/24	GENERAL FUND	STREETS & TRANSPORT	222.00
	8/28/24	R HAWKINS FUEL 8/8-21/24	GENERAL FUND	STREETS & TRANSPORT	198.34
	8/15/24	ANDERSON FUEL 7/29/24	PARKS & RECREATION	Parks & Recreation	69.51
				TOTAL:	1,260.33
SUPERIOR LAUNDRIES INC.	8/16/24	PD&PW MATS 7/3/24	GENERAL FUND	POLICE DEPARTMENT	20.38
	8/16/24	PD&PW MATS 7/10/24	GENERAL FUND	POLICE DEPARTMENT	20.38
	8/16/24	PD&PW MATS 7/10/24	GENERAL FUND	POLICE DEPARTMENT	20.38
	8/16/24	PD&PW MATS 7/24/24	GENERAL FUND	POLICE DEPARTMENT	20.38
	8/16/24	PD&PW MATS 7/31/24	GENERAL FUND	POLICE DEPARTMENT	20.38
	8/16/24	PD&PW MATS 7/3/24	GENERAL FUND	STREETS & TRANSPORT	13.87
	8/16/24	PD&PW MATS 7/10/24	GENERAL FUND	STREETS & TRANSPORT	13.87
	8/16/24	PD&PW MATS 7/10/24	GENERAL FUND	STREETS & TRANSPORT	13.87
	8/16/24	PD&PW MATS 7/24/24	GENERAL FUND	STREETS & TRANSPORT	13.87
	8/16/24	PD&PW MATS 7/31/24	GENERAL FUND	STREETS & TRANSPORT	13.87
				TOTAL:	171.25
TACO BELL	8/28/24	LANCASTER PD ACDMY MEAL 8/	GENERAL FUND	POLICE DEPARTMENT	13.79
				TOTAL:	13.79
TEK ADVISORS LLC	8/08/24	COMP MAINT JUL 24	GENERAL FUND	CITY HALL	6,725.75
	8/08/24	COMP MAINT JUL 24	GENERAL FUND	CITY HALL	109.94
	8/08/24	COMP MAINT JUL 24	GENERAL FUND	POLICE DEPARTMENT	285.00
	8/08/24	COMP MAINT JUL 24	CONVENTION & VISIT	Convention Visitor Bur	118.75
				TOTAL:	7,239.44
TEXAS ROADHOUSE	8/15/24	WHEAT ACDMY FOOD 7/9/24	GENERAL FUND	POLICE DEPARTMENT	33.17
	8/15/24	WHEAT ACDMY FOOD 7/18/24	GENERAL FUND	POLICE DEPARTMENT	25.18
				TOTAL:	58.35
THE BUCKET	8/15/24	WHEAT ACDMY FOOD 7/8/24	GENERAL FUND	POLICE DEPARTMENT	26.88
	8/15/24	WHEAT ACDMY FOOD 7/16/24	GENERAL FUND	POLICE DEPARTMENT	30.03

VENDOR SORT KEY	DATE	DESCRIPTION	FUND	DEPARTMENT	AMOUNT
				TOTAL:	56.91
THE NEHER GROUP INC	8/14/24	BLD PMT 24-696 REFUND	GENERAL FUND	NON-DEPARTMENTAL	17.47
				TOTAL:	17.47
THE TIRE SHOP	8/15/24	PW #4 MOUNT TIRE X1	GENERAL FUND	STREETS & TRANSPORT	42.60
				TOTAL:	42.60
THYME BISTRO	8/15/24	LANCASTER ACDMY FOOD 7/4/2	GENERAL FUND	POLICE DEPARTMENT	21.40
				TOTAL:	21.40
TIMOTHY P. STRANKO, ESQ	8/08/24	LEGAL RETAINER AUG 24	GENERAL FUND	CITY HALL	4,500.00
				TOTAL:	4,500.00
TOTAL RESTROOM	8/28/24	P&R CHANGING TABLE X1	PARKS & RECREATION	Parks & Recreation	276.04
				TOTAL:	276.04
TRACTOR SUPPLY	8/15/24	PW BRINE TANK FITTINGS	GENERAL FUND	STREETS & TRANSPORT	95.34
	8/15/24	PW TRAILER HITCH AND PINS	GENERAL FUND	STREETS & TRANSPORT	64.94
	8/15/24	P WATER X6 CASES	GENERAL FUND	STREETS & TRANSPORT	32.94
	8/15/24	PW WEED KILLER X 4	GENERAL FUND	STREETS & TRANSPORT	159.96
	8/15/24	PW WATER X4 CASES	GENERAL FUND	STREETS & TRANSPORT	21.96
	8/15/24	PW #33 D-RINGS X8/MALE NIP	GENERAL FUND	STREETS & TRANSPORT	54.32
	8/15/24	PW #33 D-RINGS X8/MALE NIP	GENERAL FUND	STREETS & TRANSPORT	4.49
	8/15/24	PW BRINE TANK PLUGS X3	GENERAL FUND	STREETS & TRANSPORT	33.46
	8/15/24	#33ELBOW, NYLON NUTS, COUP	GENERAL FUND	STREETS & TRANSPORT	74.23
	8/28/24	PW ALUM STICK ELECTRODES X	GENERAL FUND	STREETS & TRANSPORT	22.99
	8/28/24	PW LIQUID PAINT MARKER X1	GENERAL FUND	STREETS & TRANSPORT	7.99
	8/28/24	PW ALUM WIRE X1	GENERAL FUND	STREETS & TRANSPORT	24.99
	8/28/24	PW ALUM SHEET X1	GENERAL FUND	STREETS & TRANSPORT	13.99
	8/28/24	PW SHOP SCREW X75	GENERAL FUND	STREETS & TRANSPORT	2.49
	8/28/24	PW SHOP HEXCAPS X100	GENERAL FUND	STREETS & TRANSPORT	3.19
	8/28/24	PW SHOPEZ FLOW STICK X1	GENERAL FUND	STREETS & TRANSPORT	21.99
	8/28/24	PW PC HEAT SHRINK SET X1	GENERAL FUND	STREETS & TRANSPORT	15.98
	8/28/24	PW DEF FLUID GAL	GENERAL FUND	STREETS & TRANSPORT	17.99
	8/28/24	PW SCREW	GENERAL FUND	STREETS & TRANSPORT	2.19
	8/28/24	PW BOLT	GENERAL FUND	STREETS & TRANSPORT	4.99
				TOTAL:	680.42
TROPHIES "R" US, INC.	8/15/24	PD PLAQUE NAME PLATES X2	GENERAL FUND	POLICE DEPARTMENT	19.90
	8/28/24	P&R VOLLEYBALL TROPHY X1	PARKS & RECREATION	Parks & Recreation	38.95
	8/28/24	P&R VOLLEYBALL GOLD STARS	PARKS & RECREATION	Parks & Recreation	30.00
				TOTAL:	88.85
TRUIST MERCHANT SERVICES	8/15/24	JULY2024 PD OFFLINE CC FEE	GENERAL FUND	CITY HALL	312.54
				TOTAL:	312.54
UNITED WAY OF THE EASTERN PANHANDLE	8/08/24	JULY 24 TEEN COURT FEES	GENERAL FUND	POLICE DEPARTMENT	597.06
				TOTAL:	597.06
US BANK	8/15/24	JUL 2024 P-CARD STMT PYMT	GENERAL FUND	NON-DEPARTMENTAL	56,387.20
				TOTAL:	56,387.20
VE MAUCK PLUMBING SUPPLY	8/15/24	CC SINK HANGER X1	PARKS & RECREATION	Parks & Recreation	8.80
				TOTAL:	8.80

VENDOR SORT KEY	DATE	DESCRIPTION	FUND	DEPARTMENT	AMOUNT
VISION SERVICE PLAN	8/01/24	AUG2024 VISION INS PREMIUM	GENERAL FUND	CITY ADMINISTRATION	58.69
	8/01/24	AUG2024 VISION INS PREMIUM	GENERAL FUND	PLANNING & ZONING	66.49
	8/01/24	AUG2024 VISION INS PREMIUM	GENERAL FUND	CITY HALL	29.77
	8/01/24	AUG2024 VISION INS PREMIUM	GENERAL FUND	POLICE DEPARTMENT	367.18
	8/01/24	AUG2024 VISION INS PREMIUM	GENERAL FUND	STREETS & TRANSPORT	164.17
	8/01/24	AUG2024 VISION INS PREMIUM	PARKS & RECREATION	Parks & Recreation	30.48
	8/01/24	AUG2024 VISION INS PREMIUM	CONVENTION & VISIT	Convention Visitor Bur	8.08
				TOTAL:	724.86
WALMART	8/15/24	PD CUPS, FLATWARE	GENERAL FUND	POLICE DEPARTMENT	52.02
	8/15/24	PD COFFEE, TRASH BAGS, CRE	GENERAL FUND	POLICE DEPARTMENT	108.63
	8/28/24	PD PT, UTENSILS, SUGAR	GENERAL FUND	POLICE DEPARTMENT	21.71
	8/28/24	PD COFFEE X96	GENERAL FUND	POLICE DEPARTMENT	24.33
	8/28/24	PD KLEENEX X1	GENERAL FUND	POLICE DEPARTMENT	1.98
	8/28/24	PD PAPER TOWELS X5	GENERAL FUND	POLICE DEPARTMENT	30.70
				TOTAL:	239.37
WEEDU TSHIRTS AND CHAIR RENTAL	8/28/24	P&R VOLLEYBALL TSHIRTS X10	PARKS & RECREATION	Parks & Recreation	220.00
				TOTAL:	220.00
WEIS	8/15/24	SIGULINSKY FUEL 7/1-7/15/2	GENERAL FUND	POLICE DEPARTMENT	180.00
	8/28/24	HOOD FUEL 7/31-8/28/24	GENERAL FUND	POLICE DEPARTMENT	109.90
	8/28/24	LYNCH FUEL 8/12/24	GENERAL FUND	POLICE DEPARTMENT	70.51
	8/28/24	SIGULINSKY FUEL 8/14-29/24	GENERAL FUND	POLICE DEPARTMENT	245.29
				TOTAL:	605.70
WEPM-AM	8/15/24	RF/CS '24 RADIO AD 5/18-31	CONVENTION & VISIT	Convention Visitor Bur	899.50
				TOTAL:	899.50
WEST VIRGINIA AMERICAN WATER	8/15/24	MF IRRIGATION WATER 6/6-7/	PARKS & RECREATION	Parks & Recreation	304.45
	8/28/24	MF WATER 6/6-7/3/24	PARKS & RECREATION	Parks & Recreation	137.76
				TOTAL:	442.21
WICL-FM	8/15/24	RF/CS '24 RADIO AD 5/18-31	CONVENTION & VISIT	Convention Visitor Bur	899.50
				TOTAL:	899.50
WINCHESTER STAR	8/15/24	RF/CS '24 AD 5/26-6/1/24	CONVENTION & VISIT	Convention Visitor Bur	249.53
				TOTAL:	249.53
WISE GUYS POLICE TRAINING AND SERVICES	8/16/24	MPH PYTHON RADAR X3	CAPITAL IMPROVEMEN	PUBLIC SAFETY	7,500.00
				TOTAL:	7,500.00
WLTF-FM	8/15/24	RF/CS '24 RADIO AD 5/18-31	CONVENTION & VISIT	Convention Visitor Bur	899.50
				TOTAL:	899.50
WV STATE TREASURER'S OFFICE	8/06/24	JULY2024 COURT FEE REMIT	GENERAL FUND	POLICE DEPARTMENT	4,601.94
				TOTAL:	4,601.94
WVCOA	8/14/24	COULTER WVCOA FALL 24	GENERAL FUND	PLANNING & ZONING	150.00
				TOTAL:	150.00
WXDC-FM	8/15/24	RF/CS '24 RADIO AD 5/17-31	CONVENTION & VISIT	Convention Visitor Bur	899.50
				TOTAL:	899.50

VENDOR SORT KEY	DATE	DESCRIPTION	FUND	DEPARTMENT	AMOUNT
**PAYROLL EXPENSES	8/01/2024 - 8/31/2024		GENERAL FUND	MAYOR'S OFFICE	1,000.00
			GENERAL FUND	CITY COUNCIL	5,000.04
			GENERAL FUND	CITY ADMINISTRATION	26,835.09
			GENERAL FUND	POLICE JUDGE'S OFFICE	1,900.00
			GENERAL FUND	PLANNING & ZONING	42,999.33
			GENERAL FUND	CITY HALL	28,947.49
			GENERAL FUND	POLICE DEPARTMENT	187,474.90
			GENERAL FUND	STREETS & TRANSPORT	68,697.48
			PARKS & RECREATION	Parks & Recreation	16,020.04
			CONVENTION & VISIT	Convention Visitor Bur	8,505.63
				TOTAL:	387,380.00

========== FUND TOTALS ==========

001	GENERAL FUND	870,107.73
201	CAPITAL IMPROVEMENT	379,680.54
900	PARKS & RECREATION	32,354.78
901	CONVENTION & VISITORS	15,451.94
	GRAND TOTAL:	1,297,594.99

TOTAL PAGES: 20

SELECTION CRITERIA

SELECTION OPTIONS

VENDOR SET: 01-City of Ranson, WV
VENDOR: All
CLASSIFICATION: All
BANK CODE: All
ITEM DATE: 0/00/0000 THRU 99/99/9999
ITEM AMOUNT: 99,999,999.00CR THRU 99,999,999.00
GL POST DATE: 0/00/0000 THRU 99/99/9999
CHECK DATE: 8/01/2024 THRU 8/31/2024

PAYROLL SELECTION

PAYROLL EXPENSES: YES
EXPENSE TYPE: GROSS
CHECK DATE: 8/01/2024 THRU 8/31/2024

PRINT OPTIONS

PRINT DATE: Check Date
SEQUENCE: By Vendor Sort
DESCRIPTION: Item
GL ACCTS: NO
REPORT TITLE: C O U N C I L R E P O R T
SIGNATURE LINES: 0

PACKET OPTIONS

INCLUDE REFUNDS: YES
INCLUDE OPEN ITEM:YES

FY 2025
General Fund Budget
August 2024 Financials

17% through Budget Year

	Current Budget FY2025	Year to Date	Budget Balance	% of Budget Received
FY24 Carryover Fund Balance	*3,709,347*	*3,709,347*	-	100%
Revenue Summary				
Taxes	4,576,480	158,241	(4,418,239)	3%
Fines & Forfeitures	425,000	62,760	(362,240)	15%
Licenses & Permits	601,000	185,887	(415,113)	31%
Charges for Services	-	-	-	-
Intergovernmental	1,230,000	-	(1,230,000)	0%
Miscellaneous	52,500	14,001	(38,499)	27%
Total Revenues	***10,594,327***	***4,130,236***	***(6,464,091)***	***39%***
Expenditure Summary				
Mayor's Office	16,560	2,153	14,407	13%
City Council	67,800	10,765	57,035	16%
City Administrator	434,000	71,298	362,702	16%
Police Judge's Office	34,300	4,091	30,209	12%
Contribution to Commissions	183,887	8,898	174,989	5%
Regional Development Authority	5,150	5,107	43	99%
Planning & Zoning	948,875	145,123	803,752	15%
Elections	27,750	14,513	13,237	52%
City Hall	1,266,000	169,953	1,096,047	13%
Contribution/Transfer	1,815,133	-	1,815,133	0%
Contingency	1,059,432	-	1,059,432	0%
Police Department	2,731,200	460,081	2,271,120	17%
Police Special Duty	20,690	-	20,690	0%
Streets Department	1,358,550	187,461	1,171,089	14%
Street Lights	125,000	18,632	106,368	15%
Parks & Recreation	300,000	-	300,000	0%
Convention & Visitor's Bureau	200,000	-	200,000	0%
975 General Government Capital Outlay	-	-	-	
Total Expenditures	***10,594,327***	***1,098,074***	***9,496,253***	***10%***
Revenue Over Expenses		***3,032,162***		

FY 2025 General Fund Budget Revenues

Account Number	*Description*	*Current FY25 Budget as of 7/16/2024*	*Jul-24*	*Aug-24*	*Year to Date*	*Budget Balance*	*% of Budget Received*
	FY24 Carryover Fund Balance	**3,709,347**	3,709,347		3,709,347	-	*100%*
001.301.100	Ad Valorem Tax Current Year	1,620,230	-	85,460	85,460	1,534,770	*5%*
001.303.100	Gas and Oil Severance Tax Current Year	55,000	-	-	-	55,000	*0%*
001.304.100	Utility Tax	220,000	1	22,439	22,440	197,560	*10%*
001.305.100	B&O Tax	2,200,000	-	-	-	2,200,000	*0%*
001.306.100	Wine and Liquor Tax	80,000	-	-	-	80,000	*0%*
001.307.100	Animal Tax	1,250	-	562	562	688	*45%*
001.308.100	Hotel/Motel Tax	400,000	-	49,779	49,779	350,221	*12%*
001.320.100	Fines, Fees, and Court Costs	425,000	21,585	41,120	62,705	362,295	*15%*
001.321.100	Parking Tickets	-	15	40	55	(55)	*N/A*
001.325.100	Business Licenses	20,000	7,149	2,879	10,028	9,972	*50%*
001.326.100	Building Permits	450,000	135,886	30,994	166,880	283,120	*37%*
001.328.100	Franchise Tax	45,000	-	-	-	45,000	*0%*
001.329.100	Rental Registration	1,000	60	100	160	840	*16%*
001.330.100	IRP Fees	85,000	8,820	-	8,820	76,180	*10%*
001.369.100	Contributions from Other Funds (Sales Tax)	1,200,000	-	-	-	1,200,000	*0%*
001.374.100	Payroll Reimbursement	30,000	-	-	-	30,000	*0%*
001.380.100	Interest Gained on Investments	30,000	3,176	3,478	6,654	23,346	*22%*
001.382.100	Refunds & Rebates	15,000	102	-	102	14,898	*1%*
001.383.100	Sale of Fixed Asset	1,000	-	-	-	1,000	*0%*
001.386.100	Insurance Claim	-	4,490	1,825	6,315	(6,315)	*N/A*
001.389.100	Accident Reports	5,000	301	495	796	4,204	*16%*
001.399.100.	Miscellaneous	1,000	-	-	-	1,000	*0%*
001.399.102	Yard Sale Fees	250	25	45	70	180	*28%*
001.399.103	Fingerprint Fee	250	40	25	65	185	*26%*
	Total Revenues	***10,594,327***	***3,890,997***	***239,240***	***4,130,236***	***6,464,091***	***39%***

FY 2025 General Fund Budget Expenditures

Account Number	Description	Current FY25 Budget as of 7/16/2024	Jul-24	Aug-24	Year-to-date	Budget Balance	Percent of Budget Expended
409 - Mayor's Office							
001.409.101	Mayor Salary	12,000	1,000	1,000	2,000	10,000	17%
001.409.104	Mayor FICA	960	77	77	153	807	16%
001.409.214	Mayor Travel	2,000	-	-	-	2,000	0%
001.409.226	Mayor Insurance Bonds	100	-	-	-	100	0%
001.409.230	Mayor Contracted Services	500	-	-	-	500	0%
001.409.341	Mayor Departmental Supplies	500		-	-	500	0%
001.409.568	Mayor Contributions	500	-	-	-	500	0%
	Total	**16,560**	**1,077**	***1,077***	***2,153***	***14,407***	***13%***
410 - City Council							
001.410.101	City Council Salary	60,000	5,000	5,000	10,000	50,000	17%
001.410.104	City Council FICA	4,800	383	383	765	4,035	16%
001.410.214	City Council Travel	2,000	-	-	-	2,000	0%
001.410.230	City Council Contracted Services	500	-	-	-	500	0%
001.410.341	City Council Departmental Supplies	500	-	-	-	500	0%
	Total	**67,800**	**5,383**	**5,383**	**10,765**	**57,035**	**16%**
412 - City Administration Office							
001.412.103	City Administration Salary (3 FT employees)	243,000	14,387	26,835	41,222	201,778	17%
001.412.104	City Administration FICA	19,000	1,149	2,145	3,294	15,706	17%
001.412.105	City Administration Insurance	60,500	5,138	4,988	10,126	50,374	17%
001.412.106	City Administration Retirement	29,500	1,439	2,684	4,122	25,378	14%
001.412.211	City Administration Phone	1,250	-	-	-	1,250	0%
001.412.214	City Administration Travel	2,500	-	-	-	2,500	0%
001.412.220	City Administration Ads/Legal Publications	2,500	-	-	-	2,500	0%
001.412.221	City Administration Training	2,500	-	-	-	2,500	0%
001.412.222	City Administration Dues and Subscriptions	3,500	31	-	31	3,469	1%
001.412.223	City Administration Professional Services	25,000	189	-	189	24,811	1%
001.412.226	City Administration Insurance and Bonds	250	-		-	250	0%
001.412.230	City Administration Contracted Services	5,000	-		-	5,000	0%
001.412.341	City Adminstration Supplies and Materials	5,000	-		-	5,000	0%
001.412.343	City Administration Gas Oil Tires	500	-		-	500	0%
001.412.345	City Administration Uniforms	1,500	-	238	238	1,262	16%
001.412.353	City Administration Computer Software	32,500	10,477	1,598	12,076	20,424	37%
	Total	**434,000**	**32,810**	**38,488**	***71,298***	***362,702***	***16%***
416 - Police Judge's Office							
001.416.103	Police Judge Salary (2 Mags; 1 Prosecutor)	25,000	1,900	1,900	3,800	21,200	15%
001.416.104	Police Judge FICA	2,000	145	145	291	1,709	15%
001.416.223	Police Judge Professional Services	7,000	-	-	-	7,000	0%

FY 2025 General Fund Budget Expenditures

Account Number	*Description*	*Current FY25 Budget as of 7/16/2024*	*Jul-24*	*Aug-24*	*Year-to-date*	*Budget Balance*	*Percent of Budget Expended*
001.416.226	Police Judge Insurance and Bonds	300	-	-	-	300	0%
	Total	**34,300**	**2,045**	***2,045***	***4,091***	***30,209***	***12%***
424 - Contributions							
001.424.568	Contributions - Dispersed		-	-	-		
	PANTRAN	15,000	-	-	-	15,000	0%
	Independent Fire Dept	19,000	-	-	-	19,000	0%
	Citizen Fire Dept.	14,000	-	-	-	14,000	0%
	Charles Town Library	5,000	-	-	-	5,000	0%
	Jefferson County P&R - Fireworks	5,000	-	-	-	5,000	0%
	Mini-Grant Program	50,000	-	-	-	50,000	0%
	2023 Ranson Community Distribution Program	70,887	-	7,298	7,298	63,589	10%
	Community Sponsorship	5,000	-	1,600	1,600	3,400	32%
	Total	**183,887**	**-**	***8,898***	***8,898***	***174,989***	***5%***
435 - Regional Development Authority							
001.435.222	Region 9 Planning & Development Council	**5,150**	5,107	-	5,107	43	99%
437 - Planning and Zoning							
001.437.103	Planning & Zoning Salary (5 FT employees)	354,000	25,426	40,343	65,768	288,232	19%
001.437.104	Planning and Zoning FICA	27,500	2,042	3,151	5,193	22,307	19%
001.437.105	Planning and Zoning Insurance	73,500	6,312	6,062	12,373	61,127	17%
001.437.106	Planning and Zoning Retirement	42,500	2,260	3,587	5,847	36,653	14%
001.437.108	Planning and Zoning Overtime/Extra Help	5,000	480	10	489	4,511	10%
001.437.110	Planning and Zoning Fringe Benefits	250	-	-	-	250	0%
001.437.211	Planning and Zoning Telephone	2,000	-	-	-	2,000	0%
001.437.214	Planning and Zoning Travel	2,000	-	-	-	2,000	0%
001.437.217	Planning and Zoning Vehicle Repair	500	-		-	500	0%
001.437.218	Planning and Zoning Postage	1,000	-	-	-	1,000	0%
001.437.220	Planning and Zoning Legal Publications	4,000	42	-	42	3,958	1%
001.437.221	Planning and Zoning Training	7,500	370	150	520	6,980	7%
001.437.222	Planning and Zoning Dues and Subscriptions	1,500	100	-	100	1,400	7%
001.437.223	Planning and Zoning Professional Services	400,000	41,379	11,887	53,266	346,734	13%
001.437.226	Planning and Zoning Insurance & Bonds	125	-	-	-	125	0%
001.437.230	Planning and Zoning Contracted Services	1,000	25	-	25	975	3%
001.437.341	Planning and Zoning Supplies and Materials	8,500	160	-	160	8,340	2%
001.437.343	Planning and Zoning Gas, Oil, Tires	2,500	257	-	257	2,243	10%
001.437.345	Planning and Zoning Uniforms	2,500	-	-	-	2,500	0%
001.437.353	Planning and Zoning Computer Software	13,000	540	540	1,081	11,919	8%

FY 2025 General Fund Budget Expenditures

Account Number	*Description*	*Current FY25 Budget as of 7/16/2024*	*Jul-24*	*Aug-24*	*Year-to-date*	*Budget Balance*	*Percent of Budget Expended*
	Total	**948,875**	**79,394**	***65,729***	***145,123***	***803,752***	***15%***
438 - Elections							
001.438.220	Elections Advertising	750	-	-	-	750	0%
001.438.230	Elections Contracted Services (Poll workers)	25,250	14,513	-	14,513	10,737	57%
001.438.341	Elections Supplies and Materials	1,750	-	-	-	1,750	0%
	Total	**27,750**	**14,513**	**-**	**14,513**	**13,237**	**52%**
440 - City Hall							
001.440.103	City Hall Salary (4 FT employees)	270,000	17,305	28,692	45,997	224,003	17%
001.440.104	City Hall FICA	21,500	1,374	2,301	3,675	17,825	17%
001.440.105	City Hall Insurance	50,500	2,532	3,412	5,944	44,556	12%
001.440.106	City Hall Retirement	32,500	1,271	2,561	3,833	28,667	12%
001.440.108	City Hall Overtime / Extra Help	5,000	119	255	374	4,626	7%
001.440.211	City Hall Telephone	25,000	1,229	1,564	2,793	22,207	11%
001.440.212	City Hall Printing	7,500	-	-	-	7,500	0%
001.440.213	City Hall Utilities	20,000	1,187	1,244	2,431	17,569	12%
001.440.214	City Hall Travel	1,500	-	-	-	1,500	0%
001.440.215	City Hall Maintenance / Repair Building	10,000	-	-	-	10,000	0%
001.440.216	City Hall Maintenance / Repair Equipment	500	-	-	-	500	0%
001.440.217	City Hall Vehicle Repair	500	-	-	-	500	0%
001.440.218	City Hall Postage / Meter	8,000	582	-	582	7,418	7%
001.440.219	City Hall Building and Equipment Rents	11,000	1,392	352	1,744	9,256	16%
001.440.220	City Hall Advertising / Legal Publications	5,000	-	-	-	5,000	0%
001.440.221	City Hall Training	5,500	-	-	-	5,500	0%
001.440.222	City Hall Dues and Subscriptions	10,000	1,956	-	1,956	8,044	20%
001.440.223	City Hall Professional Services	125,000	4,750	4,500	9,250	115,750	7%
001.440.224	City Hall Audit Costs	50,000	9,241	-	9,241	40,759	18%
001.440.226	City Hall Insurance and Bonds (Travelers)	291,500	36,235	-	36,235	255,265	12%
001.440.230	City Hall Contracted Services	141,500	14,271	6,991	21,262	120,238	15%
001.440.232	City Hall Bank Charges	47,500	5,741	3,531	9,273	38,227	20%
001.440.341	City Hall Supplies and Materials	22,500	2,129	-	2,129	20,371	9%
001.440.343	City Hall Oil, Gas & Tires	500	-	-	-	500	0%
001.440.345	City Hall Uniforms	2,000	-	-	-	2,000	0%
001.440.353	City Hall Computer Software	99,500	13,235	-	13,235	86,265	13%
001.440.570	City Hall Miscellaneous Fees	2,000	-	-	-	2,000	0%

FY 2025 General Fund Budget Expenditures

Account Number	*Description*	*Current FY25 Budget as of 7/16/2024*	*Jul-24*	*Aug-24*	*Year-to-date*	*Budget Balance*	*Percent of Budget Expended*
	Total	**1,266,000**	**114,549**	***55,404***	***169,953***	***1,096,047***	***13%***
444 - Contributions to Other Funds							
1.444.566	Contributions to Others Funds						
	Municipal Capital Improvement	1,535,087	-	-	-	1,535,087	0%
	Municipal Stabilization	280,046	-	-	-	280,046	0%
	Total	1,815,133	***-***	***-***	***-***	***1,815,133***	***0%***
699 - Contingencies							
1.699.000	Contingencies	1,059,432	-	-	-	1,059,432	0%
	Total	1,059,432	***-***	***-***	***-***	***1,059,432***	***0%***
700 - Police							
001.700.103	Police Salary (19 FT Officers & 2 FT Admin)	1,549,950	119,824	176,320	296,144	1,253,806	19%
001.700.104	Police FICA	121,050	10,713	15,125	25,838	95,212	21%
001.700.105	Police Insurance	352,500	29,776	29,346	59,121	293,379	17%
001.700.106	Police Retirement	179,250	10,372	16,810	27,182	152,068	15%
001.700.108	Police Overtime / Extra Help	175,000	17,508	11,155	28,663	146,337	16%
001.700.110	Police Fringe Benefits	4,750	-	-	-	4,750	0%
001.700.211	Police Telephone	7,500	329	326	655	6,845	9%
001.700.212	Police Printing	500	-	-	-	500	0%
001.700.213	Police Utilities	17,500	551	603	1,153	16,347	7%
001.700.214	Police Travel	7,500	1,603	-	1,603	5,897	21%
001.700.215	Police Maintenance / Repair Building	2,500	8	-	8	2,492	0%
001.700.216	Police Maintenance / Repair Equipment	1,500	-	-	-	1,500	0%
001.700.217	Police Vehicle Maintenance	20,000	383	-	383	19,617	2%
001.700.218	Police Postage	1,000	18	-	18	982	2%
001.700.219	Police Building and Equipment Rents	4,750	382	382	764	3,986	16%
001.700.220	Police Advertising / Legal Publication	750	-	-	-	750	0%
001.700.221	Police Training	10,000	2,250	-	2,250	7,750	23%
001.700.222	Police Dues and Subscriptions	1,500	100	-	100	1,400	7%
001.700.223	Police Professional Services	5,000	1,173	-	1,173	3,828	23%
001.700.226	Police Insurance and Bonds	200	-	-	-	200	0%
001.700.230	Police Contracted Services	35,500	1,714	582	2,296	33,204	6%
001.700.233	Police Investigation Fees	1,000	-	-	-	1,000	0%
001.700.235	Police Remittance of Fees Collected	102,000	5,315	597	5,912	96,088	6%
001.700.236	Police Refunds	1,000	-	-	-	1,000	0%
001.700.341	Police Supplies and Materials	30,000	753	-	753	29,247	3%
001.700.343	Police Gas Oil Tires	57,500	5,877	-	5,877	51,623	10%
001.700.345	Police Uniforms	10,500	187	-	187	10,313	2%

FY 2025 General Fund Budget Expenditures

Account Number	Description	Current FY25 Budget as of 7/16/2024	Jul-24	Aug-24	Year-to-date	Budget Balance	Percent of Budget Expended
001.700.353	Police Software	31,000	-	-	-	31,000	0%
	Total	**2,731,200**	**208,835**	**251,246**	***460,081***	***2,271,120***	***17%***
704 - Crossing Guards							
001.704.103	Crossing Guards Salary (5 PT Employees)	19,125	-	-	-	19,125	0%
001.704.104	Crossing Guards FICA	1,465	-	-	-	1,465	0%
001.704.570	Crossing Guards Misc	100	-	-	-	100	0%
	Total	**20,690**	**-**	**-**	**-**	***20,690***	***0%***
750 - Streets							
001.750.103	Streets Salary (10 FT employees)	653,000	42,894	67,949	110,843	542,157	17%
001.750.104	Streets FICA	52,000	3,361	5,380	8,742	43,258	17%
001.750.105	Streets Insurance	187,000	14,204	13,754	27,957	159,043	15%
001.750.106	Streets Retirement	78,500	3,967	6,284	10,252	68,248	13%
001.750.108	Streets Overtime / Extra Help	15,000	57	749	806	14,194	5%
001.750.110	Streets Fringe Benefits	2,500	-	-	-	2,500	0%
001.750.211	Streets Telephone	6,750	149	149	299	6,451	4%
001.750.213	Streets Utilities	10,000	583	275	858	9,142	9%
001.750.214	Streets Travel	2,500	-	-	-	2,500	0%
001.750.215	Streets Maintenance / Repair Building	3,000	35	-	35	2,965	1%
001.750.216	Streets Maintenance / Repair Equipment	15,000	1,323	-	1,323	13,677	9%
001.750.217	Streets Maintenance / Repair Vehicles	22,500	252	-	252	22,248	1%
001.750.219	Streets Building and Equipment Rents	5,000	20	123	143	4,857	3%
001.750.221	Streets Training	2,500	-	-	-	2,500	0%
001.750.222	Streets Dues	500	-	-	-	500	0%
001.750.223	Streets Professional Services	500	-	-	-	500	0%
001.750.226	Streets Insurance and Bonds	300	-	-	-	300	0%
001.750.230	Streets Contracted Services	200,000	10,214	8,409	18,624	181,376	9%
001.750.341	Streets Supplies and Materials	60,000	3,307	-	3,307	56,693	6%
001.750.343	Streets Gas Oil Tires	30,000	2,592	-	2,592	27,408	9%
001.750.345	Streets Uniforms	5,000	-	-	-	5,000	0%
001.750.353	Streets Software	7,000	1,428	-	1,428	5,572	20%
	Total	**1,358,550**	**84,388**	***103,073***	***187,461***	***1,171,089***	***14%***
751 - Street Lights							
001.751.213	Street Lights - Utilities	125,000	9,104	9,528	18,632	106,368	15%
	Total	**125,000**	**9,104**	**9,528**	***18,632***	***106,368***	***15%***
900 - Parks & Recreation		-					
001.900.568	Parks & Recreation Pass through Hotel Tax	200,000	-	-	-	200,000	0%
001.900.568.001	Parks & Recreation Operational Contribution	100,000	-	-	-	100,000	0%
	Total	***300,000***	**-**	**-**	**-**	***300,000***	***0%***

FY 2025 General Fund Budget Expenditures

Account Number	*Description*	*Current FY25 Budget as of 7/16/2024*	*Jul-24*	*Aug-24*	*Year-to-date*	*Budget Balance*	*Percent of Budget Expended*
901 - Convention & Visitors Bureau (CVB)		-					
001.901.568	CVB Pass through Hotel Tax	200,000	-	-	-	200,000	0%
	Total	**200,000**	**-**	**-**	**-**	***200,000***	***0%***
	Total Expenses	***10,594,327***	***557,205***	***540,869***	***1,098,074***	***9,496,253***	***10%***
	Revenue Over Expenses	***-***	***3,333,792***	***(301,630)***	***3,032,162***		

CITY OF RANSON
CAPITAL FUND BUDGET
FY2025 - August 31, 2024
17% through Budget Year

	FY2025 REVISED BUDGET 08-06-2024	*JULY 2024*	*AUGUST 2024*	*YEAR TO DATE*	*Budget Balance*
Carryover Balance	8,488,226	8,488,226	-	8,488,226	-
201.348.100 Special Assessments - Sidewalk Funds	-	-	-	-	-
201.350.100 City Service Fees	150,000	35,000	23,000	58,000	92,000
201.365.100 Grants	29,000	-	-	-	29,000
201.369.100 Contributions from Other Funds	1,535,087	-	-	-	1,535,087
201.376.000 Table Games Income	190,000	-	14,384	14,384	175,616
201.380.100 Interest Income	80,000	9,086	7,409	16,496	63,504
201.397.100 Video Lottery Income	600,000	-	1,082	1,082	598,918
TOTAL REVENUES	***11,072,313***	***8,532,312***	***45,876***	***8,578,188***	***2,494,125***
EXPENDITURES					
201 Misc Fees					
Bank Charges	175	16	18	33	142
201.975.459 GENERAL GOVERNMENT CAPITAL EXPENSES					
Computer Replacement Program (201-975.459.001)	100,000	-	-	-	100,000
Condemnation of Properties (201-975.459.002)	25,000	-	-	-	25,000
Replacement Vehicle (201-975.459.003)	70,000	-	-	-	70,000
Total - General Government	*195,175*	*16*	*18*	*33*	*195,142*
201.976.459 PUBLIC SAFETY CAPITAL EXPENSES					
3 Patrol Vehicles (201-976.459.001)	135,000	127,224	-	127,224	7,776
Equipment for Patrol Vehicles (201-976.459.002)	75,000	210	-	210	74,790
Two In-Car Camera Systems (201-976.459.002)	20,000	-	-	-	20,000
Three CAD units (201-976.459.002)	10,000	-	-	-	10,000
E-Ticketing (201-976.459.003)	8,000	-	-	-	8,000
Radios (201-976.459.003)	15,000	-	-	-	15,000
Radars (201-976.459.003)	7,500	-	7,500	7,500	-

CITY OF RANSON
CAPITAL FUND BUDGET
FY2025 - August 31, 2024
17% through Budget Year

	FY2025 REVISED BUDGET 08-06-2024	*JULY 2024*	*AUGUST 2024*	*YEAR TO DATE*	*Budget Balance*
Tasers (201-976.459.003)	15,000	-	-	-	15,000
Electronic Fingerprint Machine (201-976.459.004)	30,000	10,200	-	10,200	
Crash Reconstructor Equipment (201-976.459.004)	29,500	29,250	-	29,250	250
Exterior Storage Building at PD (201-976.459.005)	10,000	-	7,416	7,416	2,584
New Police Department Building (201-976.459.005)	750,000	18,954	-	18,954	731,046
Total - Public Safety	*1,105,000*	*185,838*	*14,916*	*200,754*	*904,246*
201.977.459 STREET & TRANSPORTATION CAPITAL EXPENSES					
Street Construction & Repairs					
5th Avenue Streetscape (201-977.459.016)	1,300,000	-	-	-	1,300,000
Stormwater Engineering/Repairs					
SWM/Engineering & Construction	50,000	-	-	-	50,000
Stormwater Management/Engineering (Mildred) - Design (201-977.459.012)	200,000	22,058	-	22,058	177,942
Stormwater Management/Engineering (Mildred) Phase 1 (201-977.459.012)	1,000,000	-	-	-	1,000,000
Stormwater Management/Engineering (Mildred) Phase 2 (201-977.459.012)	250,000	-	-	-	250,000
Miscellaneous Other Capital Projects					
City Hall Roof (201-977.459.011)	20,000	-	-	-	20,000
Trifecta Place (201-977.459.013)	500,000	-	-	-	500,000
PW Capital Budget Items					
Street Preservation (Asphalt Overlay) (201-977.459.001)	350,000	-	-	-	350,000
Alley Construction & Preservation (201-977.459.002)	100,000	1,600	1,500	3,100	96,900
Sidewalk & Curb Replacement (201-977.459.003)	75,000	-	38,278	*38,278*	36,723
Street Design/Engineering (201-977.459.004)	50,000	-	-	-	50,000
Street Light Replacement (201-977.459.005)	75,000	-	6,990	6,990	68,010

CITY OF RANSON
CAPITAL FUND BUDGET
FY2025 - August 31, 2024
17% through Budget Year

	FY2025 REVISED BUDGET 08-06-2024	*JULY 2024*	*AUGUST 2024*	*YEAR TO DATE*	*Budget Balance*
F350 Truck (201-977.459.006)	75,000	-	67,476	*67,476*	7,524
Equipment (201-977.459.009)	75,000	-	8,140	8,140	66,860
Improvement to Public Works Yard (201-977.459.010)	400,000	-	-	-	400,000
Total - Streets & Transportation	*4,520,000*	*23,658*	*122,383*	*146,041*	*4,373,959*
201.979.459 PARKS & RECREATION CAPITAL EXPENSES					
Civic Center Improvements (201-979.459.001)	40,000	-	22,900	22,900	17,100
Flowing Springs Park (201-979.459.008)	600,000	6,763		6,763	593,238
Marcus Fields Improvements (201-979.459.002)	50,000	4,326		4,326	45,674
Total - Parks & Recreation	*690,000*	*11,089*	*22,900*	*33,989*	*656,011*
Contingencies	4,562,138	-		-	4,562,138
TOTAL EXPENSES	***6,510,175***	***220,600***	***160,217***	***380,817***	***6,129,358***
REVENUES OVER EXPENSES	***4,562,138***	***8,311,712***	***(114,341)***	***8,197,371***	

AGENDA ITEM IV.4

City Council Regular Meeting Request for Action

TO:

FROM: Darla Armstrong

ITEM TYPE: PRESENTATION

AGENDA SECTION: **CITY MANAGER/STAFF REPORTS**

SUBJECT:

ATTACHMENTS:

August 2024 CDD Report.docx
August 2024 Permits Issued Report.pdf

City of Ranson

Community Development Department

312 South Mildred Street
Ranson, West Virginia 25438-1621
Phone (304) 724-5452
Email: permits@ransonwv.us

TO: Ranson City Council

FROM: Reiley Stanley, Community Development Director

RE: Community Development Department Report – August 2024

Permitting:

- Staff received 83 permit applications,
  - 77 – regular permit applications (roof, sign, etc.) 17 were for new homes.
  - 5 – rental registration applications
  - 1 – Driveway Seasonal Site Surety Permit.

- Staff issued 95 permits with the reported valuation of work totaling $7,017,346.99. Of those 95 permits, 28 were for new homes. Staff processed 1 permit revision for a previously issued permit.

Code Enforcement:

- Staff started 12 new code cases for property maintenance, work without a permit, and tall grass.

Inspections:

- Staff performed 880 permit inspections.
  - Patrick Coulter performed 597 inspections.
  - Matt Anderson (contracted) performed 179 inspections
  - Reiley Stanley performed 98 site and zoning inspections.
  - The last 6 inspections were rental self-certifications that Kim Hawkins processed.
- Department Staff also performed 2 code enforcement inspections.

Planning & Zoning:

- There are currently 20 planning projects that are either in review, ready for Planning Commission approval, or being finalized and closed out.
- Planning Commission agenda items for September –
  - 202 Racetrack Street- a story project for the Jefferson County Community Ministries. 1st floor to be a medical clinic and the 2nd floor to be two apartments for families seeking shelter.

        - Hobby Lobby-55,000 sq ft retail building for Hobby Lobby with a 10,500 sq ft retail building (no tenant given) attached.
- Commercial Building Status
    - Code Ninjas- U&O given September 3, 2024
    - Sunbelt Tool Rentals- building permit last inspection 9/4/2024
    - Wawa Site Development permit issued- sediment and erosion control inspection 8/7/2024
    - Inferno Brewery permit issued-last inspection on 9/3/2024

Permits Issued By Permit Type

Between 8/1/2024 & 8/31/2024

Permit Type	Permit Number	Issued Date	Contract Value	Address
Accessory Structure, Carport, Deck, Porch, or Garage	24-676	8/1/2024	$4,000.00	239 ANTHEM ST, RANSON, WV 25438
	24-677	8/1/2024	$3,500.00	243 ANTHEM ST, RANSON, WV 25438
	24-678	8/1/2024	$3,500.00	247 ANTHEM ST, RANSON, WV 25438
	24-679	8/1/2024	$3,500.00	251 ANTHEM ST, RANSON, WV 25438
	24-680	8/1/2024	$3,500.00	255 ANTHEM ST, RANSON, WV 25438
	24-681	8/1/2024	$3,500.00	259 ANTHEM ST, RANSON, WV 25438
	24-682	8/1/2024	$3,500.00	263 ANTHEM ST, RANSON, WV 25438
	24-683	8/1/2024	$3,500.00	267 ANTHEM ST, RANSON, WV 25438
	24-684	8/1/2024	$3,500.00	271 ANTHEM ST, RANSON, WV 25438
	24-685	8/1/2024	$3,500.00	275 ANTHEM ST, RANSON, WV 25438
	24-686	8/1/2024	$3,500.00	279 ANTHEM ST, RANSON, WV 25438
	24-687	8/1/2024	$4,000.00	283 ANTHEM ST, RANSON, WV 25438
	24-728	8/20/2024	$4,000.00	1364 CEDAR VALLEY RD, RANSON, WV 25438
	24-729	8/20/2024	$3,500.00	1362 CEDAR VALLEY RD, RANSON, WV 25438
	24-730	8/20/2024	$3,500.00	1360 CEDAR VALLEY RD, RANSON, WV 25438
	24-731	8/20/2024	$4,000.00	1358 CEDAR VALLEY RD, RANSON, WV 25438
	24-754	8/30/2024	$4,000.00	332 MINERAL SPRINGS RD, RANSON, WV 25438
	24-755	8/30/2024	$3,500.00	336 MINERAL SPRINGS RD, RANSON, WV 25438
	24-756	8/30/2024	$4,000.00	340 MINERAL SPRINGS RD, RANSON, WV 25438
	24-757	8/30/2024	$3,500.00	344 MINERAL SPRINGS RD, RANSON, WV 25438
	24-758	8/30/2024	$4,000.00	348 MINERAL SPRINGS RD, RANSON, WV 25438
	24-759	8/30/2024	$3,500.00	352 MINERAL SPRINGS RD, RANSON, WV 25438
	24-760	8/30/2024	$4,000.00	356 MINERAL SPRINGS RD, RANSON, WV 25438
	24-761	8/30/2024	$4,000.00	75 SHORT BRANCH DR, RANSON, WV 25438

	24-762	8/30/2024	$3,500.00	71 SHORT BRANCH DR, RANSON, WV 25438
	24-763	8/30/2024	$4,000.00	67 SHORT BRANCH DR, RANSON, WV 25438
	24-764	8/30/2024	$4,000.00	63 SHORT BRANCH DR, RANSON, WV 25438
	24-765	8/30/2024	$3,500.00	59 SHORT BRANCH DR, RANSON, WV 25438
	24-766	8/30/2024	$4,000.00	55 SHORT BRANCH DR, RANSON, WV 25438
	24-767	8/30/2024	$3,500.00	51 SHORT BRANCH DR, RANSON, WV 25438
	24-768	8/30/2024	$4,000.00	47 SHORT BRANCH DR, RANSON, WV 25438
	24-769	8/30/2024	$4,000.00	1352 CEDAR VALLEY RD, RANSON, WV 25438
	24-770	8/30/2024	$3,500.00	1350 CEDAR VALLEY RD, RANSON, WV 25438
	24-771	8/30/2024	$3,500.00	1348 CEDAR VALLEY RD, RANSON, WV 25438
	24-772	8/30/2024	$3,500.00	1346 CEDAR VALLEY RD, RANSON, WV 25438
	24-773	8/30/2024	$3,500.00	1344 CEDAR VALLEY RD, RANSON, WV 25438
	24-774	8/30/2024	$4,000.00	1342 CEDAR VALLEY RD, RANSON, WV 25438
			$137,000.00	**Total Permit Type: 37**
Commercial & Industrial	24-360	8/19/2024	$4,200.00	300 S PRESTON ST, RANSON, WV 25438
	24-553	8/29/2024	$5,000.00	8837 CHARLES TOWN RD, CHARLES TOWN, WV 25414
	24-573	8/6/2024	$249,548.00	74 JOSHUA M FREEMAN BLVD, RANSON, WV 25438
			$258,748.00	**Total Permit Type: 3**
Fence	24-691	8/1/2024	$7,500.00	36 SHORT BRANCH DR, RANSON, WV 25438
	24-694	8/6/2024	$4,250.00	211 PRESIDENTS POINTE AVE, RANSON, WV 25438
	24-709	8/14/2024	$7,764.00	278 MINERAL SPRINGS RD, RANSON, WV 25438
	24-725	8/16/2024	$9,500.00	248 NATIONAL ST, RANSON, WV 25438
	24-726	8/23/2024	$5,000.00	201 S PRESTON ST, RANSON, WV 25438
	24-744	8/27/2024	$3,776.00	103 NATIONAL ST, RANSON, WV 25438
	24-745	8/27/2024	$6,450.00	232 SANDY BOTTOM CIR, RANSON, WV 25438
			$44,240.00	**Total Permit Type: 7**
New Construction - Residential	24-640	8/14/2024	$200,000.00	1263 CEDAR VALLEY RD, RANSON, WV 25438
	24-641	8/14/2024	$200,000.00	1261 CEDAR VALLEY RD, RANSON, WV 25438
	24-642	8/14/2024	$200,000.00	1259 CEDAR VALLEY RD, RANSON, WV 25438
	24-643	8/14/2024	$200,000.00	1257 CEDAR VALLEY RD, RANSON, WV 25438

	24-644	8/14/2024	$200,000.00	1255 CEDAR VALLEY RD, RANSON, WV 25438
	24-645	8/14/2024	$200,000.00	1253 CEDAR VALLEY RD, RANSON, WV 25438
	24-646	8/14/2024	$200,000.00	1251 CEDAR VALLEY RD, RANSON, WV 25438
	24-647	8/14/2024	$200,000.00	1249 CEDAR VALLEY RD, RANSON, WV 25438
	24-652	8/7/2024	$319,000.00	62 PETERS AVE, RANSON, WV 25438
	24-655	8/5/2024	$419,000.00	183 HUNTWELL WEST AVE, RANSON, WV 25438
	24-656	8/5/2024	$210,000.00	101 JOUETT ST, RANSON, WV 25438
	24-663	8/19/2024	$159,000.00	389 NATIONAL ST, RANSON, WV 25438
	24-664	8/19/2024	$159,000.00	397 NATIONAL ST, RANSON, WV 25438
	24-665	8/19/2024	$159,000.00	403 NATIONAL ST, RANSON, WV 25438
	24-666	8/19/2024	$159,000.00	415 NATIONAL ST, RANSON, WV 25438
	24-667	8/26/2024	$159,000.00	421 NATIONAL ST, RANSON, WV 25438
	24-669	8/19/2024	$159,000.00	429 NATIONAL ST, RANSON, WV 25438
	24-670	8/6/2024	$159,000.00	167 COOLIDGE AVE, RANSON, WV 25438
	24-671	8/6/2024	$159,000.00	155 COOLIDGE AVE, RANSON, WV 25438
	24-674	8/6/2024	$159,000.00	175 COOLIDGE AVE, RANSON, WV 25438
	24-689	8/6/2024	$159,000.00	191 COOLIDGE AVE, RANSON, WV 25438
	24-690	8/6/2024	$159,000.00	380 NATIONAL ST, RANSON, WV 25438
	24-699	8/19/2024	$159,000.00	394 NATIONAL ST, RANSON, WV 25438
	24-704	8/19/2024	$330,000.00	61 HOPKINS ST, RANSON, WV 25438
	24-707	8/27/2024	$290,000.00	113 E 11TH AVE, RANSON, WV 25438
	24-708	8/27/2024	$290,000.00	111 E 11TH AVE, RANSON, WV 25438
	24-719	8/23/2024	$347,000.00	12 JOUETT ST, RANSON, WV 25438
	24-727	8/26/2024	$395,000.00	11 JOUETT ST, RANSON, WV 25438
			$6,108,000.00	**Total Permit Type: 28**
Re-roofing - Residential (over 100 sq ft)	24-748	8/27/2024	$2,900.00	160 RANSON ESTATES CIR, RANSON, WV 25438
	24-749	8/27/2024	$8,800.00	14 SNOWSHOE CT, RANSON, WV 25438
	24-753	8/28/2024	$300.00	1153 MARE ST, RANSON, WV 25438
			$12,000.00	**Total Permit Type: 3**
Residential & Institutional	24-649	8/28/2024	$30,000.00	601 N FAIRFAX BLVD, RANSON, WV 25438

	24-668	8/6/2024	$40,000.00	Swan Field, Ranson, WV 25438
	24-673	8/1/2024	$87,500.00	Red Clover Meadows, Ranson, WV 25438
	24-688	8/2/2024	$39,000.00	36 SHORT BRANCH DR, RANSON, WV 25438
	24-696	8/5/2024	$4,247.00	518 E 12TH AVE, RANSON, WV 25438
	24-697	8/5/2024	$3,044.99	814 N REYMANN ST, RANSON, WV 25438
	24-698	8/6/2024	$640.00	303 NATIONAL ST, RANSON, WV 25438
	24-700	8/14/2024	$2,500.00	54 SUMTER AVE, RANSON, WV 25438
	24-701	8/14/2024	$111,500.00	Red Clover Meadows PH2 - Red Clover Lane, Ranson, WV 25438
	24-702	8/14/2024	$43,500.00	Red Clover Meadows PH3 - Red Clover Lane, Ranson, WV 25438
	24-703	8/14/2024	$62,024.00	32 TRIX CT, RANSON, WV 25438
	24-705	8/14/2024	$14,000.00	96 GLENBROOK RD, RANSON, WV 25438
	24-706	8/14/2024	$1,000.00	102 W 4TH AVE, RANSON, WV 25438
	24-718	8/15/2024	$1,774.00	85 MATCHBOX CT, RANSON, WV 25438
	24-750	8/27/2024	$2,500.00	407 N REYMANN ST, RANSON, WV 25438
			$443,229.99	**Total Permit Type: 15**
Sign Permit	24-775	8/30/2024	$7,500.00	33 WEST VIRGINIA WAY, RANSON, WV 25438
			$7,500.00	**Total Permit Type: 1**
Window Replacement	24-743	8/26/2024	$6,629.00	124 E PARK AVE, RANSON, WV 25438
			$6,629.00	**Total Permit Type: 1**
			$7,017,346.99	**Total Permits: 95**

AGENDA ITEM IV.5

City Council Regular Meeting Request for Action

TO:

FROM: Darla Armstrong

ITEM TYPE: PRESENTATION

AGENDA SECTION: **CITY MANAGER/STAFF REPORTS**

SUBJECT:

ATTACHMENTS:

CVB September Directors Report.docx

RANSON
WV
CONVENTION AND VISITORS BUREAU

CVB Director's

Met with visitors that continue to stop by the visitor center, answered phone calls and emails pertaining to information of our surrounding area. This is something that is done daily.

Attended directors meeting.

Attended CVB Board meeting which was held on August 26th.

Continuing to compile the CVB assets. Presented Todd with a list, waiting for feedback.

Compiling the documents for the 2024 Annual Report which is due at the end of September.

Attending weekly meetings with the Fall Fest committee. This event is held on Friday, October 18th.

Reaching out to businesses to see if they would consider being a sponsor or to participate at the fall fest.

Continue to work on the tree lighting event. Looking for sponsors to donate to the hat and gloves fund, sent out emails to our local businesses.

Attended a meeting with Carol with Breeders Classics. We are going to do a special presentation in memory of Ken Lowe.

Met with Pam from Hollywood Casino to see if they would be interested in being a sponsor for one of our upcoming events, Fall Fest, Pizza with Santa or Ranson Tree Lighting.

Met with Lori Taylor from Martinsburg Journal in reference to advertising the Fall Fest and Tree Lighting.

Conference call with Moises, with Social Connections on scheduling the video for the Lost History Tour. Going to wait until October to create the video.

Met with Todd in reference to the Welcome Book and the Ranson Map. Waiting for feedback.

Reaching out to the community via email to seek volunteers to help with the tree lighting.

Continuing to discuss with the vendors that sent quotes on the portable stage. Everything should be finalized, and stage ordered by September 16th.

RANSON
WV
CONVENTION AND
VISITORS BUREAU

AGENDA ITEM IV.6

City Council Regular Meeting Request for Action

TO:

FROM: Darla Armstrong

ITEM TYPE: PRESENTATION

AGENDA SECTION: **CITY MANAGER/STAFF REPORTS**

SUBJECT:

ATTACHMENTS:

Parks and recreation status report - August.docx

RANSON
AT THE CENTER OF OPPORTUNITY.

Parks & Recreation Report

1. We received and put to immediate use the scissor li? . We made repairs to prevent poten?al hazards from falling from the ceiling.

2. The civic center is being used for many spor?ng events as well as yard sales, card shows, wrestling events, etc.

3. We rented Marcus Field football field to Hedgesville football last week-first income from the facility

4. Slusher Park and Crane s Lane field are also rented mostly on weekends.

5. Our next big event at the civic center will be our Fall Fest, October 18. From 5 PM to 8 PM. We ask that the council members and the mayor par?cipate in judging, and/or have a table to decorate and hand out candy.

AGENDA ITEM IV.7

City Council Regular Meeting Request for Action

TO:

FROM: Darla Armstrong

ITEM TYPE: PRESENTATION

AGENDA SECTION: **CITY MANAGER/STAFF REPORTS**

SUBJECT:

The City Manager will present a report addressing matters of relevance to the City Council. Council action is not anticipated or requested on these matters.

ATTACHMENTS:

AGENDA ITEM IV.8

City Council Regular Meeting Request for Action

TO:

FROM: Darla Armstrong

ITEM TYPE: PRESENTATION

AGENDA SECTION: **CITY MANAGER/STAFF REPORTS**

SUBJECT:

Staff provides the included report outlining various options for redefining the City's election wards, taking into account anticipated growth rates and current zoning designations. The Council is requested to review the report in preparation for a discussion and consideration of the available options.

In summary, the report recognizes the current imbalance between wards, and growth projections suggest this disparity could increase significantly in the near future. As a result, staff recommends considering at most, minor adjustments now, with the potential for broader changes after the next census if the projected growth occurs.

The Ranson City Charter, Section 5, Part A, states: " ***There shall be three wards or election districts within the City of Ranson. Upon each U.S. Census, the City shall, if necessary, redefine the Wards and thereafter be added to the Elections Ordinance of the City of Ranson and indicated graphically on a map. The current Wards reflected on the current Ward Map shall remain in effect until amended by ordinance.***"

- Option 1 - Realign the current boundaries to achieve balance
- Option 2- Consolidate Old Towne Ranson into a Single Ward
- Option 3 - Create new Boundaries based on Engineering judgement without considering the current boundary lines.

ATTACHMENTS:

2024-09-06_City of Ranson_Election Ward Options Memorandum 962024.pdf
Future Zoning 962024.pdf

Kimley»Horn

Memorandum

To: Reiley Stanley
City of Ranson
Community Development Director
312 South Mildred Street,
Ranson, WV 25438

From: Mark Phillips, P.E.
Juan A. Campos, P.E.
Maya Payman

Date: September 6, 2024

Subject: City of Ranson – Ward Alternative Boundaries

Introduction

In the democratic process, election ward boundaries play a crucial role in representation by dividing a City into smaller wards with a similar number of residents. The City of Ranson contracted Kimley-Horn to develop three alternatives for its election ward boundaries to better balance population between the existing three wards. Each of the alternatives take into consideration both the current and projected populations of the City of Ranson.

Methodology

Kimley-Horn determined alternative election ward boundaries based on current and future (2034) population estimates for the City of Ranson, West Virginia, through the utilization of Geographic Information System (GIS) data and the City's 2024-2034 Comprehensive Plan. The current conditions were based on the 2024 Existing Land Use Map while the future conditions were based on the 2034 Future Land Use Mapp. This data was provided by the City and was available for download on the Jefferson County website. Kimley-Horn overlaid the location of each of the three (3) wards along with all available addresses in the City. The addresses were then separated based on their respective wards to be further analyzed. Once the addresses were separated, a method for correlating addresses to population was needed. It was determined that the most efficient method was to separate all residential addresses and apply a standard "person per household" average across the City. The zoning of each address was utilized to determine if an address was residential, commercial, industrial, or others. Table 1 below provides all of the available current zoning descriptions within the City:

Table 1: City of Ranson Zoning Descriptions

City of Ranson Zoning Descriptions	
Highway Commercial (HC)	Natural (T1)
Industrial (I)	Rural (T2)
Mixed Use – Retired (MUX)	Sub-Urban (T3)
Neighborhood Center Mix (NCX)	General Neighborhood (T4)
R-6 Residential (R-6)	General Neighborhood Open (T4O)
R-7 Residential (R-7)	Town Center (T5)
Rural Reserve (RR)	Town Center Limited (T5L)
Special District (SD)	Urban Commercial – Retired (UCX)

The following five (5) zoning descriptions were assumed to represent residential properties based on their description from the Ranson Comprehensive Plan 2024-2034: **Rural Reserve** (RR), **R-6 Residential** (R-6), **R-7 Residential** (R-7), **Sub-Urban** (T3), **General Neighborhood** (T4). Additionally, it was assumed that each address represented a single dwelling unit as apartment buildings and condominium units were previously subdivided based on their unit numbers in the addresses GIS data.

The "person per household" value was determined through research of public population data. Multiple values were available from different government agencies, and none profit organizations (NGOs). Kimley-Horn resorted to utilizing the value of **2.73 person per household** from the United States Census Bureau's Ranson Corporation, West Virginia Persons per household (2019-2022) average[1]. This represented the most up to date and localized information available.

The final value needed was the projected population in 2034 based on the Ranson Comprehensive Plan 2024-2034 future zoning map. Due to the redistribution and increase of residential zoning in future conditions, a methodology for estimating future population needed to be derived. Kimley-Horn utilized an average number of residences per acre based on current residential zone and applied it to the 2034 future zoning map. These values were then converted into the future residential zones using the related zoning districts listed in the Comprehensive Plan and defined in Table 2. **Blended Mixed Use**, **Suburban Residential**, and **Downtown** are the three zones considered to be residential. Once there was an average number of residences per acre for each type of residential zone, the number was scaled to fit the acre size of each polygon and added together to give a total projected 2034 population.

Table 2. City of Ranson Related Zoning Districts

City of Ranson Zoning Descriptions		
Future Zone	Current Zone	Average Addresses per Acre
Blended Mixed Use	T3, T4, T40, T5L	2.69
Suburban Residential	R-6, R-7	2.37
Downtown	T4, T40, T5L, T5	2.28

[1] https://www.census.gov/quickfacts/fact/table/ransoncorporationwestvirginia,fairmontcitywestvirginia

Results

Once the current and projected populations were calculated Kimley-Horn was able to prepare three (3) election ward options for the City described below.

Option 1:

The goal of option 1 was to slightly realign the current boundaries to achieve a more balanced current population distribution. To better balance the population, the boundary of Ward 1 was pushed east to North Marshall Street while the Ward 2 boundary was extended south until West Beltline Avenue. A map depicting the revised wards for option 1 has been included in Appendix 1. The number of residences in each ward was then determined using the methodology above and the results are shown in Table 3.

Table 3: Number of Residential Addresses per Ward (2024)

Ward 1	Ward 2	Ward 3	Total
636	632	691	1,959

The population in each of the wards was determined by multiplying the number of residences by the person by household number stated above, the results are shown in Table 4.

Table 4: Population Estimate per Ward (2024)

Ward 1	Ward 2	Ward 3	Total
1,737	1,726	1,887	5,350

The future population was also considered while analyzing this option and is shown below in Table 5 and 6.

Table 5: Number of Residential Addresses per Ward (2034)

Ward 1	*Ward 2*	*Ward 3*	*Total*
7,139	*765*	*1,365*	*9,269*

Table 6: Population Estimate per Ward (2034)

Ward 1	*Ward 2*	*Ward 3*	*Total*
19,490	*2,089*	*3,727*	*25,306*

The results of this option show balance in terms of current population. However, Ward 1 is projected to have significantly more growth than Wards 2 and 3 and will be much larger in terms of future population.

Option 2:

The goal of option 2 was to consolidate as much of Old Town Ranson into one ward as possible. Ward 1 was drawn to encompass most of Old Town Ranson and the rest of the City was divided into Ward 2 and Ward 3. A map depicting the revised wards for option 2 has been

included in Appendix 1. The current number of residences and population was calculated, and results are shown in Table 7 and 8 respectively.

Table 7: Number of Residential Addresses per Ward (2024)

Ward 1	Ward 2	Ward 3	Total
847	950	162	1,959

Table 8: Population Estimate per Ward (2024)

Ward 1	Ward 2	Ward 3	Total
2,313	2,594	443	5,350

The future population was then taken into consideration. Using the methodology described above with scaling the number of residences per acre results are shown in Table 9 and 10.

Table 9: Number of Residential Addresses per Ward (2034)

Ward 1	***Ward 2***	***Ward 3***	***Total***
876	*3,074*	*6,204*	*10,154*

Table 10: Population Estimate per Ward (2034)

Ward 1	***Ward 2***	***Ward 3***	***Total***
2,392	*8,392*	*16,936*	*27,720*

The results show Ward 1 being significantly larger than the others in terms of current population. However, since Ward 1 is already saturated with residential addresses there will be barely any population growth in that ward come 2034. Conversely, Ward 3 grows significantly and ends up being about two times the population of Ward 2 and seven times the population of Ward 1 come 2034 due to the development of existing land into residential zoning.

Option 3:
The goal of option 3 was to create new election ward boundaries based on engineering judgement without taking into consideration the original election ward boundaries. Kimley-Horn divided the City into three seemly even sections and calculated the number of residences and population for each newly defined ward. A map depicting the revised wards for option 3 has been included in Appendix 1. The number of current residential addresses and population estimate are shown in Table 11 and 12 respectively.

Table 11: Number of Residential Addresses per Ward (2024)

Ward 1	***Ward 2***	***Ward 3***	***Total***
105	*1,833*	*21*	*1,959*

Table 12: Population Estimate per Ward (2024)

Ward 1	Ward 2	Ward 3	Total
287	5,005	58	5,350

The number of addresses and population for 2034 was also determined for this option and is shown in Table 13 and 14.

Table 13: Number of Residential Addresses per Ward (2034)

Ward 1	Ward 2	Ward 3	Total
3,035	3,140	3,979	10,154

Table 14: Population Estimate per Ward (2034)

Ward 1	Ward 2	Ward 3	Total
8,286	8,572	10,862	27,720

Due to Ward 2 currently being more saturated with residential addresses, it outweighs Wards 1 and 3 significantly based on current population calculations. However, tables 13 and 14 show that as the City grows, the populations in Wards 1 and 3 will end up balancing better with Ward 2 by 2034.

Conclusion

Election ward boundaries serve a very important purpose by dividing the City into smaller wards, each with similar representation. Three (3) election ward boundary options were provided taking into consideration both the current populations and future (2034) populations. Due to the expected growth of the City of Ranson, rezoning the city based on current population would result in unbalanced wards in the future. Similarly, if rezoning were to occur based on future population, that would lead to unbalance based on the current population. The City should consider zoning boundaries in six years to achieve a better balance between ward populations.

Appendix 1

NORTHPORT AVE
W BURR BLVD
WILTSHIRE RD
Elk Branch
LEVEL GREEN FARM LN
BASSET LN
WAR ADMIRAL BLVD
Elks Run
PARK FOREST WAY
CURRIE RD
HOT WHEELS DR
OLD LEETOWN PIKE
N MILDRED ST
ROUTE 9
FREEMAN ST
ORCHARD DR
Flowing Springs Run
CRANES LN
N FAIRFAX BLVD
Evitts Run
W Washington St
Cattail Run

OPTION 1 WARDS OVERVIEW MAP

WARD MAP UPDATE
CITY OF RANSON, WV

PREPARED FOR
CITY OF RANSON

Legend

Roads
- Freeway; Highway; Ramp
- Major Arterial
- Minor Arterial
- Local
- Service

- Railroad
- Streams
- Ranson City Boundary

Option1 Wards
- Ward 1
- Ward 2
- Ward 3

N

0 2,500 5,000 US Feet

PREPARED BY

Kimley»Horn

SEPTEMBER 2024

SHEET NUMBER: 01

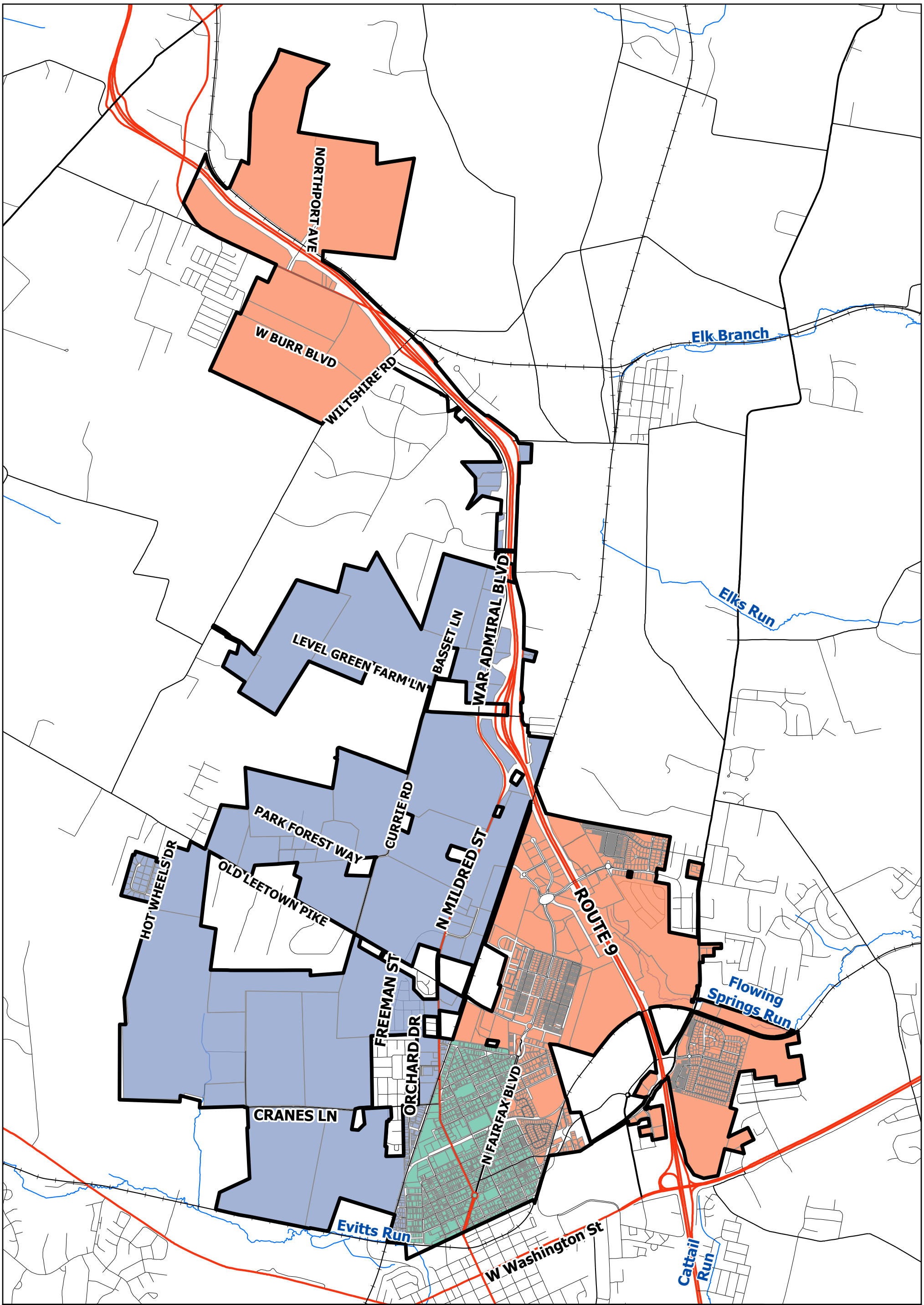

OPTION 2 WARDS OVERVIEW MAP

WARD MAP UPDATE
CITY OF RANSON, WV

PREPARED FOR
CITY OF RANSON

Legend

Roads
- Freeway; Highway; Ramp
- Major Arterial
- Minor Arterial
- Local
- Service
- Streams
- Railroad
- Ranson City Boundary

Option 2 Wards
- Ward 1
- Ward 2
- Ward 3

N

0 2,500 5,000 US Feet

PREPARED BY

Kimley»Horn

SEPTEMBER 2024

SHEET NUMBER: 02

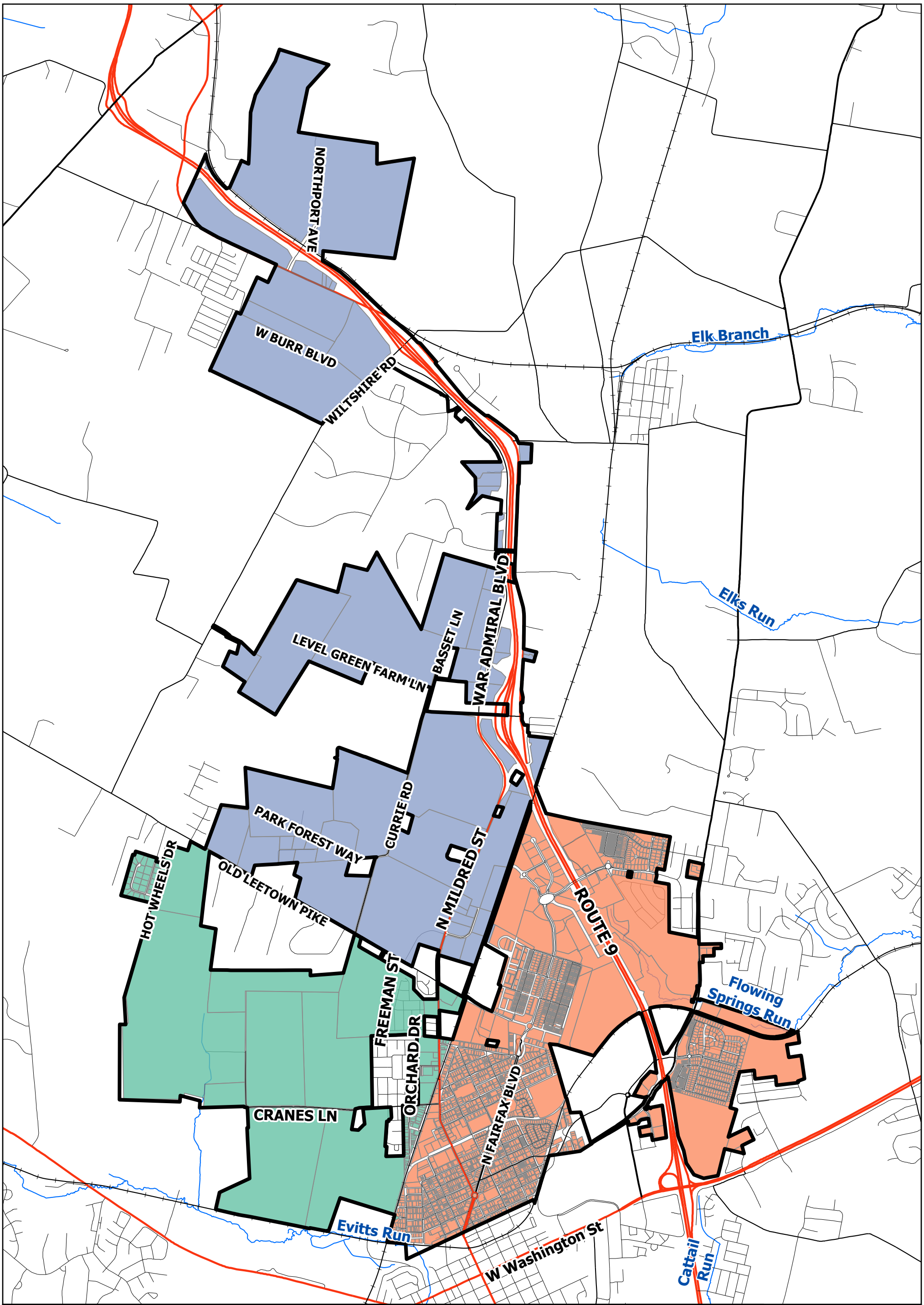

OPTION 3 WARDS OVERVIEW MAP

WARD MAP UPDATE
CITY OF RANSON, WV

PREPARED FOR
CITY OF RANSON

Legend

Roads
- Freeway; Highway; Ramp
- Major Arterial
- Minor Arterial
- Local
- Service

- Railroad
- Streams
- Ranson City Boundary

Option 3 Wards
- Ward 1
- Ward 2
- Ward 3

N

0 2,500 5,000 US Feet

PREPARED BY

Kimley»Horn

SEPTEMBER 2024

SHEET NUMBER: 03

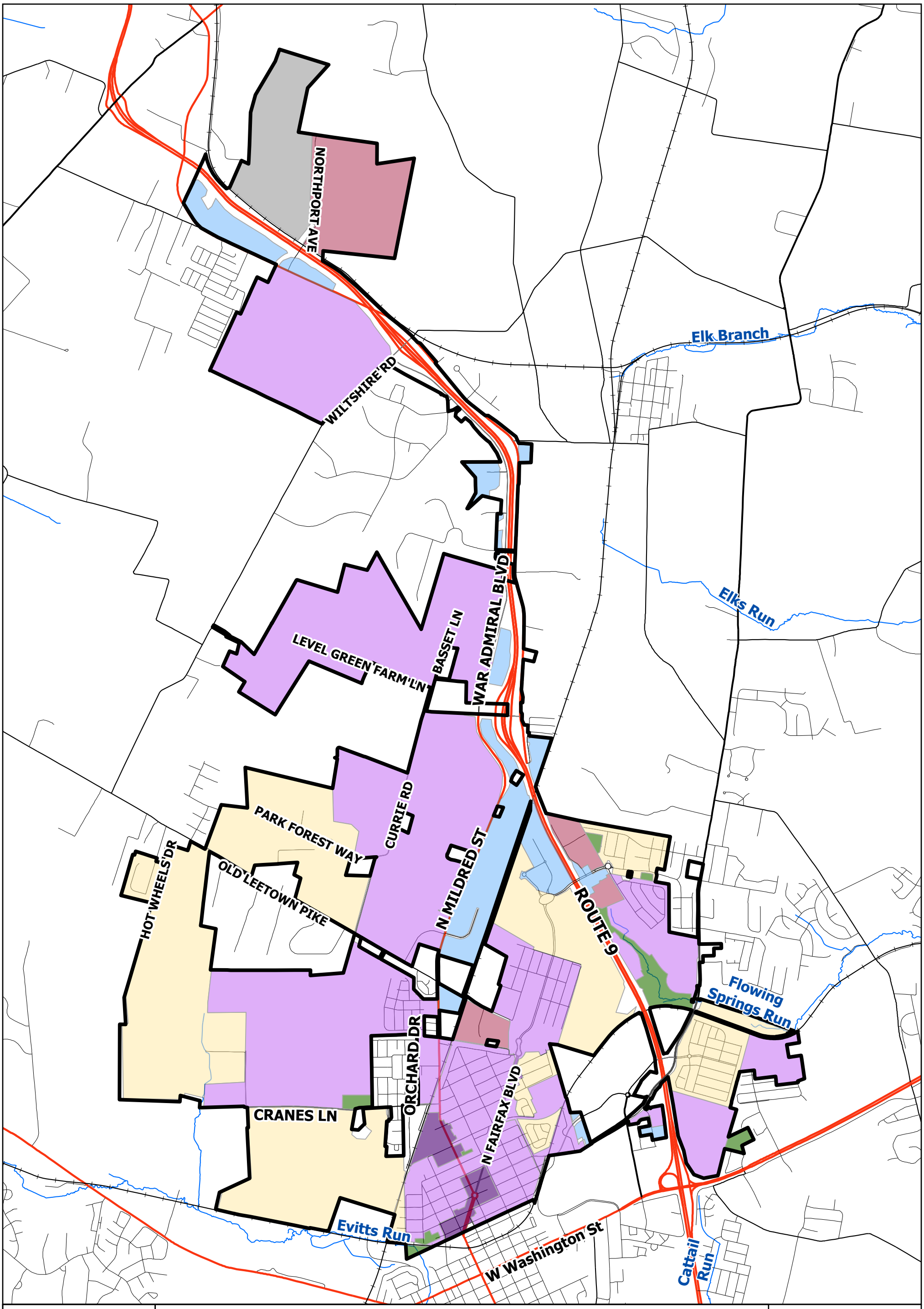

FUTURE ZONING OVERVIEW MAP

ZONING MAP UPDATE
CITY OF RANSON, WV

PREPARED FOR
CITY OF RANSON

Legend

Roads
- Freeway; Highway; Ramp
- Major Arterial
- Minor Arterial
- Local
- Service
- Ranson City Boundary
- Railroad
- Streams

Futue Zoning
- Blended Mixed Use
- Downtown
- General Commercial
- Large Parcel Mixed Use
- Parks and Open Space
- Production
- Suburban Residential

N

0 2,500 5,000 US Feet

PREPARED BY

Kimley»Horn

SEPTEMBER 2024

SHEET NUMBER: EXHIB 77

AGENDA ITEM V.1

City Council Regular Meeting Request for Action

TO:

FROM: Darla Armstrong

ITEM TYPE: COMMUNICATIONS FROM THE MAYOR

AGENDA SECTION: **COMMUNICATIONS FROM THE MAYOR**

SUBJECT:

ATTACHMENTS:

Proclamation- Constitution Week 9172024.docx

RANSON
AT THE CENTER OF OPPORTUNITY.

PROCLAMATION
Constitution Week

WHEREAS: September 17th, 2024, marks the two hundred thirty-fifth anniversary of the drafting of the Constitution of the United States of America by the Constitutional Convention; and

WHEREAS: It is the privilege and duty of the American people to commemorate the drafting of the constitution of the United States of America with appropriate ceremonies and activities; and

WHEREAS: Public Law 915 guarantees the issuing of a proclamation each year by the President of the United States of America designating September 17th through 23rd as Constitution Week,

NOW, THEREFORE I, Keith D. Pierson by virtue of the authority vested in me as Mayor of the City of Ranson, West Virginia, do hereby proclaim the week of September 17th through 23rd as

CONSTITUTION WEEK

and urge all citizens to study the Constitution and reflect on the privilege of being an American with all the rights and responsibilities which that privilege involves.

IN WITNESS WHEREOF, I have hereunto set my hand and caused the Seal of the City of Ranson to be affixed this 16th day of September two thousand twenty-four.

Signed: _____
Keith D. Pierson
Mayor

ATTEST:

_____
Darla Armstrong
City Clerk

AGENDA ITEM VII.1

City Council Regular Meeting Request for Action

TO:

FROM: Darla Armstrong

ITEM TYPE: PRESENTATION

AGENDA SECTION: **COUNCIL BUSINESS**

SUBJECT:

Following the feedback from the City Council during the previous meeting, staff recommends further discussion with the Council before proceeding with the first reading of any proposed changes. Several of the Council's suggestions warrant additional dialogue to fully understand their potential impact.

ATTACHMENTS:

ARTICLE II, Council Meetings - Proposed Edits 2024 - Redline with Comments.pdf

Redline
Ordinance 2024-361

AN ORDINANCE AMENDING AND REENACTING RANSON CITY CODE CHAPTER 2 ARTICLE 2

WHEREAS, West Virginia Code Chapter 8, Article 12, Section 5 (~~44~~) authorizes the governing body to adopt rules for the transaction of business and the government and regulation of the governing body; and,

WHEREAS, City Council finds that well conducted and productive business meetings are essential to the sound government service and the continued success of the City.

NOW THEREFORE, the City Council by duly noticed public vote hereby AMENDS AND REENACTS Chapter 2, Article 2, Section 2 of the Ranson City Code as follows

(additions underlined, deletions strikethrough):

Sec. 2-20. - Days, time, place and agenda of regular and special meetings.

(a) The council shall hold regular meetings at 7:00 p.m. on the first and third Tuesdays of each month in the council chambers, at the city hall.

(b) The mayor~~, recorder,~~ or any three members of the council may call special meetings as deemed necessary.

(c) The city shall make available, in advance, the time and place of all regularly scheduled meetings of the council and the date, time, place and agenda purpose of all special meetings of the council, to the public and news media.

(d) A notice shall be posted and maintained by the ~~city recorder~~ City Clerk at the front door of the city hall stating the date, time and place fixed and entered on record by council for the holding of regularly scheduled meetings. In addition, a copy of the agenda for each regularly scheduled meeting shall be posted at the same location by the ~~city recorder~~ City Clerk not less than three business days before such regular meeting is to be held. If a particular regularly scheduled meeting is cancelled, a notice of such cancellation or postponement shall be posted at the same location as soon as feasible after such cancellation or postponement has been determined.

(e) A notice shall be posted by the ~~city recorder~~ City Clerk at the front door of the city hall not less than least two days before a specially scheduled meeting is to be held, stating the date, time, place and purpose for which such special meeting shall be held. If the special meeting is cancelled, a notice of such cancellation shall be posted at the same location as soon as feasible after such cancellation has been determined.

Sec. 2-21. - Who is to preside at meetings; quorum; interested members of council not to vote.

(a) The council shall be presided over at its meeting by the mayor, or in the mayor's absence council shall appoint a chairperson or presiding officer, by a vote of a majority of the members present, who shall exercise all the powers and discharge all the duties pertaining to the office of the mayor.

(b) A quorum, consisting of a majority of the members of the council, must be present in order to transact business.

(c) No member of the council shall vote upon any ordinance, order, measure, resolution, or proposition, in which such member may be interested, other than as a citizen of the city.

Sec. 2-22. - Tie vote; mayor and recorder may vote.

(a) The mayor ~~and recorder~~ shall ~~have~~ vote~~s~~ as ~~members~~ a member of the common council subject to the rules of this section.

(b) In the case of a tie, the presiding officer at the time shall cast the tie-breaking vote, unless such officer has previously voted.

(c) If the mayor or ~~recorder~~ authorized representative presides at meetings of the governing body, such presiding officer may elect not to vote on issues decided by the council. However, this choice does not restrict such officer's right to cast a tie-breaking vote.

Sec. 2-23. - Order of business.

Unless dispensed with a two-thirds majority of the members present, the council shall observe the following regular order of business.

(1) Call to order by the presiding officer.

(2) Roll call by the ~~recorder~~ City Clerk.

(3) Reading of minutes of the previous meeting by the recorder and approval of corrections.

(4) Citizen’s presentations/petitions.

(5) Council/committee announcements.

(6) Staff/city manager report.

(7) Communication with the city manager.

(8) Communication from the mayor.

(9) Council business.

(10) Adjournment.

Sec. 2-24. - Special committees.

Special committees may be established to study certain issues and report back to the full council as the mayor deems necessary or as may be directed by the majority of the quorum of council, the members to be appointed by the mayor.

Sec. 2-25. - Reducing motions and propositions to writing.

Every motion or proposition shall, at the request of either the mayor or any member, be reduced to writing.

Sec. 2-26. - Ordinance adoption.

(a) All ordinances shall be presented in writing.

(b) No ordinance shall be amended after its first reading as to change its general purpose.

(c) All ordinances shall be read twice by title unless a member of the governing body demands that the ordinance be read in full. No ordinance shall be presented for second reading or considered for final passage at the meeting at which it is introduced, and there shall be at least one week intervening between each meeting at which it is presented. The first reading of an ordinance proposed at a council meeting shall be for information and the question shall be: "Shall the proposition be rejected?" If no objection is made or the question to reject is lost, the ordinance shall go on to a second reading without further question, at which time it shall be subject to amendment or debate and ready for final passage.

(d) At least five days before the meeting at which a proposed ordinance, the principal object of which is the raising of revenue for the city, is to be finally adopted, the governing body shall cause notice of the proposed adoption of such proposed ordinance to be published as a class I-O legal advertisement in compliance with the provisions of W. Va. Code, § 59-3-1 et seq. and the publication area for such publication shall be the city. The notice shall state the subject matter and general titles of such proposed ordinance; the date, time and place of the proposed final vote on adoption; and the place or places within the city where such proposed ordinance may be inspected by the public. A reasonable number of copies of the proposed ordinance shall be kept at such place or places and be made available for public inspection. Such notice shall also advise that interested parties may appeal at the meeting and be heard with respect to the proposed ordinance.

Sec. 2-27. - Robert's Rules of Order.

The rules of order and parliamentary procedure contained in Robert's Rules of Order, as last revised, shall govern the transaction of business by and before the council insofar as they are not in conflict with provisions of this Code or a majority vote of the quorum of Council.

Sec. 2-28. - Public Comment and Hearing Procedures.

(a) Public comment during ~~regular~~ **(All meetings)** meetings of City Council or other public bodies of the City shall afford citizens the opportunity to address City elected and appointed officials on matters of public or personal concern. All comments shall be directed to the presiding officer and shall be included in the official record of the hosting meeting.

(b) Each citizen wishing to make public comment during a meeting of City Council shall, prior to the convening of the meeting, ~~enter her/his name and address~~ **(contact information may be phone number or email)** on speaker's sign-up list provided by the City.

(c) Each speaker during official public comment and public hearing sessions of the City Council shall be allotted three minutes of speaking time, **(.)Period) or would like additional information for allocating or voting on time duration.** ~~unless a different duration is ordered by the presiding officer.~~

(d) Speakers who have appropriately signed up may defer their speaking time to a single spokesperson for a group of aligned speakers, provided this intention is communicated prior to the end of the sign-up period and is clearly noted on the sign-up sheet.

(e) The presiding officer has the discretion to enforce time limits and manage the order and conduct of speakers to ensure an orderly and efficient meeting.

Sec. 2-29. - Reserved.

Resolution 2024-361

AN ORDINANCE AMENDING AND REENACTING RANSON CITY CODE CHAPTER 2 ARTICLE 2

First Reading: September 3, 2024

Public Hearing: _____

Second Reading: _____

Adopted by the City Council of the City of Ranson after a 1st reading on September 3, 2024 and after a 2nd reading on _____ by a vote of _____ in the affirmative, _____in the negative with ____ abstentions.

_____
Keith D. Pierson, Mayor

ATTEST:

_____
Darla Armstrong, City Clerk

AFFIX CITY SEAL

AGENDA ITEM VII.2

City Council Regular Meeting Request for Action

TO:

FROM: Darla Armstrong

ITEM TYPE: COUNCIL BUSINESS

AGENDA SECTION: **COUNCIL BUSINESS**

SUBJECT:

As discussed at the July 16th, 2024 Council Meeting, the General Fund Carryover Balance for FY2025 is being revised again to account for the FY2024 revenue accruals and final expense submissions. Revenue accruals are processed for collections received in July and August that are associated with the prior fiscal year. Typically, this accounting methodology is applied to tax collections and

refunds/reimbursements.

The accrual process yielded an additional revenue budget balance of $1,303,846 as of June 2024. The final FY24 expense submissions received in July and August 2024 increased the expense budget balance by $131,825. Overall, the net effect to the budget balance as of June 30th, 2024 is an increase of $1,172,021, bringing the total FY2025 carryover figure to $4,881,368.

Enclosed is a copy of the Budget Revision #2 document, as well as the state worksheet and resolution to authorize the revision. Included in the budget document is a multitude of adjustments that are denoted with a yellow highlighted field and an accompanying note detailing the adjustment. To summarize, the primary adjustments are:

Revenues:

1. Increase of $20,000 to the Utility Tax line.
2. Increase of $300,000 to the Business & Occupation Tax line.

3. Decrease of $500,000 to the Sales Tax Contributions line given robust revised Carryover figure.

Expenses:

1. Allotment of $16,500 to the City Administration departmental budget to account for ICMA conference travel costs, as well as outsourcing the personnel policy updates to expedite the rollout
2. Allotment of $10,000 to the Elections departmental budget to account for the continuing Ward Assessment project.
3. Allotment of $16,000 to the City Hall departmental budget to account for general supplies purchases and MGO merchant fee trends.
4. Allotment of $790,318 to the Contributions To Other Funds budget line. This amount is the excess budget balance that could not be rolled over into the Contingencies line due to 10% cap. The proposed allotment would be split 50/50 between the Municipal Capital Fund and the Municipal Stabilization Fund.
5. Allotment of $100,203 to the Contingencies line for a total of $1,159,635 (10% total budget cap). 6. Allotment of $69,000 to the Police Department budget to account for comp time/annual leave payout requests, police academy travel costs, legal services, and fuel purchases for patrol vehicles. If approved, these revised figures would bring the total FY2025 General Fund budget from $10,594,327 to $11,596,348 (an increase of $1,002,021).

Recommended Action:

1. Review General Fund Budget revision #2 and Staff recommendation for fund balance.
2. Call for Motion to accept the budget revision as presented.
3. Take vote and record results.
4. If approved, direct Staff to submit revision with resolution to State.

ATTACHMENTS:

FY 25 General Funds Budget Revision #2 Resolution 2024-19.pdf
General Fund Budget Revision #2 Worksheet FY25 9-17-2024.pdf
FY25 General Fund Budget Revision #2 9-17-2024.pdf

RESOLUTION 2024-19

At a regular session of the municipal council, held September 17, 2024, the following order was made and entered:

SUBJECT: The second revision of the FY2025 General Fund Budget of the City of Ranson.

The following resolution was offered:

RESOLVED: That subject to approval of the State Auditor as ex officio chief inspector of public offices the municipal council does hereby direct the budget be revised PRIOR TO THE EXPENDITURE OR OBLIGATION OF FUNDS FOR WHICH NO APPROPRIATION OR INSUFFICIENT APPROPRIATION CURRENTLY EXISTS, as shown on the General Fund Budget Document and associated revision files, a copy of which is entered as part of this record.

The adoption of the foregoing resolution having been moved by _____, and duly seconded by _____, the vote thereon was as follows:

_____ Yes or No
Mayor Duke Pierson

_____ Yes or No
Michael Anderson

_____ Yes or No
Andy Colandrea

_____ Yes or No
Amanda Stroud

_____ Yes or No
Tommy Custer

_____ Yes or No
Ken Suits

_____ Yes or No
Herbie McDaniel

WHEREUPON, Mayor Keith D. Pierson, declared said resolution duly adopted, and it is therefore ADJUDGED and ORDERED that said resolution be, and the same is, hereby adopted as so stated above, and the City Manager is authorized to fix his signature on the attached "Request for Revision to Approved Budget" to be sent to the State Auditor for approval.

_____
Keith D. Pierson, Mayor

ATTEST:

_____
Darla Armstrong, City Clerk

AFFIX CITY SEAL:

LGSD BR (Ver. 2023)

REQUEST FOR REVISION TO APPROVED BUDGET

Subject to approval of the state auditor, the governing body requests that the budget be revised prior to the expenditure or obligation of funds for which no appropriation or insufficient appropriation currently exists. (§ 11-8-26a)

CONTROL NUMBER
Fiscal Year Ending: 2025
Fund: 1
Revision Number: 2
Pages: 1 of 1

Ora Ash, Deputy State Auditor
West Virginia State Auditor's Office
200 West Main Street
Clarksburg, WV 26301
Phone: 627-2415 ext. 5101 or ext. 5119
Fax: 304-340-5090
Email: lgs@wvsao.gov

City of Ranson
GOVERNMENT ENTITY

312 S. Mildred Street
STREET OR PO BOX

Ranson | 25438
CITY | ZIP CODE

Municipality
Government Type

Person To Contact Regarding Request:
Name: **Breanna Andrews**
Phone: **304-724-3880**
Fax: **304-728-8579**
Email: bandrews@ransonwv.us

REVENUES: (net each acct.)

ACCOUNT NUMBER	ACCOUNT DESCRIPTION	PREVIOUSLY APPROVED AMOUNT	(INCREASE)	(DECREASE)	REVISED AMOUNT
299	Unassigned Fund Balance	2,103,373	1,172,021		3,275,394
304	Excise Tax on Utilities	220,000	30,000		250,000
305	Business and Occupation Tax	2,200,000	300,000		2,500,000
369	Contributions from other Funds - Must Provide Explanation below	1,200,000		500,000	700,000
	#N/A				
	#N/A				
NET INCREASE/(DECREASE) Revenues (ALL PAGES)			1,002,021		

Explanation for Account # 378, Municipal Specific:

Explanation for Account # 369, Contributions from Other Funds: Less operational funding needed with adjusted FY24 carryover

EXPENDITURES: (net each account category)

(WV CODE 7-1-9)

ACCOUNT NUMBER	ACCOUNT DESCRIPTION	PREVIOUSLY APPROVED AMOUNT	(INCREASE)	(DECREASE)	REVISED AMOUNT
412	City Manager's Office	434,000	16,500		450,500
438	Elections	27,750	10,000		37,750
440	City Hall	1,266,000	16,000		1,282,000
444	Contributions / Transfers to Other Funds	1,815,133	790,318		2,605,451
699	Contingencies*	1,059,432	100,203		1,159,635
700	Police Department	2,731,200	69,000		2,800,200
	#N/A				
	#N/A				
	#N/A				
	#N/A				
NET INCREASE/(DECREASE) Expenditures			1,002,021		

APPROVED BY THE STATE AUDITOR

BY:
Deputy State Auditor, Local Government Services Division **Date**

AUTHORIZED SIGNATURE OF ENTITY

9/17/2024
APPROVAL DATE

FY 2025
General Fund Budget
Budget Revision #2 Summary

Version 2 - 9/12/2024

	Current Budget FY2025	Budget Revision 2 9-17-2024	Proposed Budget	Year to Date	Budget Balance	% of Budget Received
FY24 Carryover Fund Balance	*3,709,347*	*1,172,021*	*4,881,368*	*3,709,347*	-	100%
Revenue Summary						
Taxes	4,576,480	330,000	4,906,480	158,241	(4,418,239)	3%
Fines & Forfeitures	425,000	-	425,000	62,760	(362,240)	15%
Licenses & Permits	601,000	-	601,000	185,887	(415,113)	31%
Charges for Services	-	-	-	-	-	
Intergovernmental	1,230,000	(500,000)	730,000	-	(1,230,000)	0%
Miscellaneous	52,500	-	52,500	14,001	(38,499)	27%
Total Revenues	***10,594,327***	***1,002,021***	***11,596,348***	***4,130,236***	***(6,464,091)***	***39%***
Expenditure Summary						
Mayor's Office	16,560	-	16,560	2,153	14,407	13%
City Council	67,800	-	67,800	10,765	57,035	16%
City Administrator	434,000	16,500	450,500	71,298	362,702	16%
Police Judge's Office	34,300	-	34,300	4,091	30,209	12%
Contribution to Commissions	183,887	-	183,887	8,898	174,989	5%
Regional Development Authority	5,150	-	5,150	5,107	43	99%
Planning & Zoning	948,875	-	948,875	145,123	803,752	15%
Elections	27,750	10,000	37,750	14,513	13,237	52%
City Hall	1,266,000	16,000	1,282,000	169,953	1,096,047	13%
Contribution/Transfer	1,815,133	790,318	2,605,451	-	1,815,133	0%
Contingency	1,059,432	100,203	1,159,635	-	1,059,432	0%
Police Department	2,731,200	69,000	2,800,200	460,081	2,271,120	17%
Police Special Duty	20,690	-	20,690	-	20,690	0%
Streets Department	1,358,550	-	1,358,550	187,461	1,171,089	14%
Street Lights	125,000	-	125,000	18,632	106,368	15%
Parks & Recreation	300,000	-	300,000	-	300,000	0%
Convention & Visitor's Bureau	200,000	-	200,000	-	200,000	0%
Total Expenditures	***10,594,327***	***1,002,021***	***11,596,348***	***1,098,074***	***9,496,253***	***10%***
Revenue Over Expenses		-	-	***3,032,162***		

FY2025 Revenues

Account Number	Description	Current FY25 Budget as of 7/16/2024	Budget Revision #2 9-17-2024	Proposed FY2025 Budget	Year to Date	Budget Balance	% of Budget Received	Revision 2 Descriptions
	FY24 Carryover Fund Balance	**3,709,347**	**1,172,021**	**4,881,368**	**3,709,347**	**-**	**100%**	***FY24 Balance as of 9/11/2024***
001.301.100.100	Ad Valorem Tax Current Year	1,620,230	-	1,620,230	85,460	1,534,770	5%	
001.303.100.100	Gas and Oil Severance Tax Current Year	55,000	-	55,000	-	55,000	0%	
001.304.100.100	Utility Tax	220,000	30,000	250,000	22,440	197,560	10%	*Higher anticipated revenues based off FY24 distributions*
001.305.100.103	B&O Tax	2,200,000	300,000	2,500,000	-	2,200,000	0%	*Higher anticipated revenues based off FY24 collection trends*
001.306.100.100	Wine and Liquor Tax	80,000	-	80,000	-	80,000	0%	
001.307.100.100	Animal Tax	1,250	-	1,250	562	688	45%	
001.308.100.100	Hotel/Motel Tax	400,000	-	400,000	49,779	350,221	12%	
001.320.100.100	Fines, Fees, and Court Costs	425,000	-	425,000	62,705	362,295	15%	
001.321.100.100	Parking Tickets	-	-	-	55	(55)		
001.325.100.100	Business Licenses	20,000	-	20,000	10,028	9,972	50%	
001.326.100.100	Building Permits	450,000	-	450,000	166,880	283,120	37%	
001.328.100.100	Franchise Tax	45,000	-	45,000	-	45,000	0%	
001.329.100.100	Rental Registration	1,000	-	1,000	160	840	16%	
001.330.100.100	IRP Fees	85,000	-	85,000	8,820	76,180	10%	
001.369.100.100	Contributions from Other Funds (Sales Tax)	1,200,000	(500,000)	700,000	-	1,200,000	0%	*Given robust revised carryover figure, contributional funding needs lower.*
001.374.100.100	Payroll Reimbursement	30,000	-	30,000	-	30,000	0%	
001.380.100.100	Interest Gained on Investments	30,000	-	30,000	6,654	23,346	22%	
001.382.100.100	Refunds & Rebates	15,000	-	15,000	102	14,898	1%	
001.383.100.100	Sale of Fixed Asset	1,000	-	1,000	-	1,000	0%	
001.386.100.100	Insurance Claim	-	-	-	6,315	(6,315)		
001.389.100.100	Accident Reports	5,000	-	5,000	796	4,204	16%	
001.399.100.100	Miscellaneous	1,000	-	1,000	-	1,000	0%	
001.399.102.100	Yard Sale Fees	250	-	250	70	180	28%	
001.399.103.100	Fingerprint Fee	250	-	250	65	185	26%	
	Total Revenues	***10,594,327***	***1,002,021***	***11,596,348***	***4,130,236***	***6,464,091***	***39%***	

FY2025 Expenditures

Account Number	Description	Current FY25 Budget as of 7/16/2024	Budget Revision #2 9-17-2024	Proposed FY2025 Budget	Year-to-date	Current Budget Balance	Percent of Budget Expended	Revision 2 Descriptions
409 - Mayor's Office								
001.409.101	Mayor Salary	12,000	-	12,000	2,000	10,000	17%	
001.409.104	Mayor FICA	960	-	960	153	807	16%	
001.409.214	Mayor Travel	2,000	-	2,000	-	2,000	0%	
001.409.226	Mayor Insurance Bonds	100	-	100		100	0%	
001.409.230	Mayor Contracted Services	500	-	500		500	0%	
001.409.341	Mayor Departmental Supplies	500	-	500		500	0%	
001.409.568	Mayor Contributions	500	-	500	-	500	0%	
	Total	**16,560**	**-**	**16,560**	***2,153***	***14,407***	***13%***	
410 - City Council								
001.410.101	City Council Salary	60,000	-	60,000	10,000	50,000	17%	
001.410.104	City Council FICA	4,800	-	4,800	765	4,035	16%	
001.410.214	City Council Travel	2,000	-	2,000	-	2,000	0%	
001.410.230	City Council Contracted Services	500	-	500		500	0%	
001.410.341	City Council Departmental Supplies	500	-	500	-	500	0%	
	Total	**67,800**	**-**	**67,800**	**10,765**	**57,035**	**16%**	
412 - City Administration Office								
001.412.103	City Administration Salary (3 FT employees)	243,000	-	243,000	41,222	201,778	17%	
001.412.104	City Administration FICA	19,000	-	19,000	3,294	15,706	17%	
001.412.105	City Administration Insurance	60,500	-	60,500	10,126	50,374	17%	
001.412.106	City Administration Retirement	29,500	-	29,500	4,122	25,378	14%	
001.412.211	City Administration Phone	1,250	-	1,250	-	1,250	0%	
001.412.214	City Administration Travel	2,500	1,500	4,000	-	2,500	0%	*Funding to accommodate Pittsburgh ICMA conference travel and lodging*
001.412.220	City Administration Ads/Legal Publications	2,500	-	2,500	-	2,500	0%	
001.412.221	City Administration Training	2,500	-	2,500	-	2,500	0%	
001.412.222	City Administration Dues and Subscriptions	3,500	-	3,500	31	3,469	1%	
001.412.223	City Administration Professional Services	25,000	-	25,000	189	24,811	1%	
001.412.226	City Administration Insurance and Bonds	250	-	250	-	250	0%	
001.412.230	City Administration Contracted Services	5,000	15,000	20,000		5,000	0%	*Funding to accommodate outsourcing personnel policy updates/revisions.*
001.412.341	City Adminstration Supplies and Materials	5,000	-	5,000	-	5,000	0%	
001.412.343	City Administration Gas Oil Tires	500	-	500	-	500	0%	
001.412.345	City Administration Uniforms	1,500	-	1,500	238	1,262	16%	
001.412.353	City Administration Computer Software	32,500	-	32,500	12,076	20,424	37%	
	Total	**434,000**	***16,500***	**450,500**	***71,298***	***362,702***	***16%***	
416 - Police Judge's Office								
001.416.103	Police Judge Salary (2 Mags; 1 Prosecutor)	25,000	-	25,000	3,800	21,200	15%	
001.416.104	Police Judge FICA	2,000	-	2,000	291	1,709	15%	
001.416.223	Police Judge Professional Services	7,000	-	7,000	-	7,000	0%	
001.416.226	Police Judge Insurance and Bonds	300	-	300	-	300	0%	
	Total	**34,300**	**-**	**34,300**	***4,091***	***30,209***	***12%***	

FY2025 Expenditures

Account Number	Description	Current FY25 Budget as of 7/16/2024	Budget Revision #2 9-17-2024	Proposed FY2025 Budget	Year-to-date	Current Budget Balance	Percent of Budget Expended	Revision 2 Descriptions
424 - Contributions								
001.424.568	Contributions - Dispersed							
	PANTRAN	15,000	-	15,000	-	15,000	0%	
	Independent Fire Dept	19,000	-	19,000	-	19,000	0%	
	Citizen Fire Dept.	14,000	-	14,000	-	14,000	0%	
	Charles Town Library	5,000	-	5,000	-	5,000	0%	
	Jefferson County P&R - Fireworks	5,000	-	5,000	-	5,000	0%	
	Mini-Grant Program	50,000	-	50,000	-	50,000	0%	
	2023 Ranson Community Distribution Program	70,887	-	70,887	7,298	63,589	10%	
	Community Sponsorship	5,000	-	5,000	1,600	3,400	32%	
	Total	**183,887**	**-**	**183,887**	***8,898***	***174,989***	***5%***	
435 - Regional Development Authority								
001.435.222	Region 9 Planning & Development Council	**5,150**	-	5,150	5,107	43	99%	
437 - Planning and Zoning								
001.437.103	Planning & Zoning Salary (5 FT employees)	354,000	-	354,000	65,768	288,232	19%	
001.437.104	Planning and Zoning FICA	27,500	-	27,500	5,193	22,307	19%	
001.437.105	Planning and Zoning Insurance	73,500	-	73,500	12,373	61,127	17%	
001.437.106	Planning and Zoning Retirement	42,500	-	42,500	5,847	36,653	14%	
001.437.108	Planning and Zoning Overtime/Extra Help	5,000	-	5,000	489	4,511	10%	
001.437.110	Planning and Zoning Fringe Benefits	250	-	250	-	250	0%	
001.437.211	Planning and Zoning Telephone	2,000	-	2,000		2,000	0%	
001.437.214	Planning and Zoning Travel	2,000	-	2,000	-	2,000	0%	
001.437.217	Planning and Zoning Vehicle Repair	500	-	500	-	500	0%	
001.437.218	Planning and Zoning Postage	1,000	-	1,000	-	1,000	0%	
001.437.220	Planning and Zoning Legal Publications	4,000	-	4,000	42	3,958	1%	
001.437.221	Planning and Zoning Training	7,500	-	7,500	520	6,980	7%	
001.437.222	Planning and Zoning Dues and Subscriptions	1,500	-	1,500	100	1,400	7%	
001.437.223	Planning and Zoning Professional Services	400,000	-	400,000	53,266	346,734	13%	
001.437.226	Planning and Zoning Insurance & Bonds	125	-	125	-	125	0%	
001.437.230	Planning and Zoning Contracted Services	1,000	-	1,000	25	975	3%	
001.437.341	Planning and Zoning Supplies and Materials	8,500	-	8,500	160	8,340	2%	
001.437.343	Planning and Zoning Gas, Oil, Tires	2,500	-	2,500	257	2,243	10%	
001.437.345	Planning and Zoning Uniforms	2,500	-	2,500		2,500	0%	
001.437.353	Planning and Zoning Computer Software	13,000	-	13,000	1,081	11,919	8%	
	Total	**948,875**	**-**	**948,875**	***145,123***	***803,752***	***15%***	
438 - Elections								
001.438.220	Elections Advertising	750	-	750	-	750	0%	
001.438.230	Elections Contracted Services (Poll workers, Ward Project)	25,250	10,000	35,250	14,513	10,737	57%	*Funding to accommodate additional Ward Assessment Project Expenses*
001.438.341	Elections Supplies and Materials	1,750	-	1,750	-	1,750	0%	
	Total	**27,750**	***10,000***	**37,750**	**14,513**	**13,237**	**52%**	

FY2025 Expenditures

Account Number	Description	Current FY25 Budget as of 7/16/2024	Budget Revision #2 9-17-2024	Proposed FY2025 Budget	Year-to-date	Current Budget Balance	Percent of Budget Expended	Revision 2 Descriptions
440 - City Hall								
001.440.103	City Hall Salary (4 FT employees)	270,000	-	270,000	45,997	224,003	17%	
001.440.104	City Hall FICA	21,500	-	21,500	3,675	17,825	17%	
001.440.105	City Hall Insurance	50,500	-	50,500	5,944	44,556	12%	
001.440.106	City Hall Retirement	32,500	-	32,500	3,833	28,667	12%	
001.440.108	City Hall Overtime / Extra Help	5,000	-	5,000	374	4,626	7%	
001.440.211	City Hall Telephone	25,000	-	25,000	2,793	22,207	11%	
001.440.212	City Hall Printing	7,500	-	7,500	-	7,500	0%	
001.440.213	City Hall Utilities	20,000	-	20,000	2,431	17,569	12%	
001.440.214	City Hall Travel	1,500	-	1,500	-	1,500	0%	
001.440.215	City Hall Maintenance / Repair Building	10,000	-	10,000	-	10,000	0%	
001.440.216	City Hall Maintenance / Repair Equipment	500	-	500	-	500	0%	
001.440.217	City Hall Vehicle Repair	500	-	500	-	500	0%	
001.440.218	City Hall Postage / Meter	8,000	-	8,000	582	7,418	7%	
001.440.219	City Hall Building and Equipment Rents	11,000	-	11,000	1,744	9,256	16%	
001.440.220	City Hall Advertising / Legal Publications	5,000	-	5,000	-	5,000	0%	
001.440.221	City Hall Training	5,500	-	5,500	-	5,500	0%	
001.440.222	City Hall Dues and Subscriptions	10,000	-	10,000	1,956	8,044	20%	
001.440.223	City Hall Professional Services	125,000	-	125,000	9,250	115,750	7%	
001.440.224	City Hall Audit Costs	50,000	-	50,000	9,241	40,759	18%	
001.440.226	City Hall Insurance and Bonds (Travelers)	291,500	-	291,500	36,235	255,265	12%	
001.440.230	City Hall Contracted Services	141,500	-	141,500	21,262	120,238	15%	
001.440.232	City Hall Bank Charges	47,500	2,500	50,000	9,273	38,227	20%	*Funding to accommodate online MGO cc fees (tracking higher for summer permit payments)*
001.440.341	City Hall Supplies and Materials	22,500	13,500	36,000	2,129	20,371	9%	*Funding to accommodate roughly $3K per month in supply expenses for City Hall*
001.440.343	City Hall Oil, Gas & Tires	500	-	500	-	500	0%	
001.440.345	City Hall Uniforms	2,000	-	2,000	-	2,000	0%	
001.440.353	City Hall Computer Software	99,500	-	99,500	13,235	86,265	13%	
001.440.570	City Hall Miscellaneous Fees	2,000	-	2,000	-	2,000	0%	
	Total	**1,266,000**	***16,000***	**1,282,000**	***169,953***	***1,096,047***	***13%***	
444 - Contributions to Other Funds								
1.444.566	Contributions to Others Funds							
	Municipal Capital Improvement	1,535,087	395,159	1,930,246	-	1,535,087	0%	*50% of Excess Revision Balance over Contingencies Cap, will be transferred in 2 portions over FY25*
	CARES Fund	-		-	-	-	#DIV/0!	
	Municipal Stabilization	280,046	395,159	675,205	-	280,046	0%	*50% of Excess Revision Balance over Contingencies Cap, will be transferred in 2 portions over FY25*
	Total	**1,815,133**	***790,318***	**2,605,451**	**-**	***1,815,133***	***0%***	
699 - Contingencies								
1.699.000	Contingencies	1,059,432	100,203	1,159,635	-	1,059,432	0%	*Per WVSAO, contingencies cannot exceed 10% total operating budget so the cap for contingencies is $1,159,635*
	Total	**1,059,432**	***100,203***	**1,159,635**	**-**	***1,059,432***	***0%***	

FY2025 Expenditures

Account Number	Description	Current FY25 Budget as of 7/16/2024	Budget Revision #2 9-17-2024	Proposed FY2025 Budget	Year-to-date	Current Budget Balance	Percent of Budget Expended	Revision 2 Descriptions
700 - Police								
001.700.103	Police Salary (19 FT Officers & 2 FT Admin)	1,549,950	25,000	1,574,950	296,144	1,253,806	19%	*Funding for Comp Time/Vacation Hours payouts tax liability*
001.700.104	Police FICA	121,050	2,000	123,050	25,838	95,212	21%	*Funding for Comp Time/Vacation Hours payouts*
001.700.105	Police Insurance	352,500	-	352,500	59,121	293,379	17%	
001.700.106	Police Retirement	179,250	-	179,250	27,182	152,068	15%	
001.700.108	Police Overtime / Extra Help	175,000	-	175,000	28,663	146,337	16%	
001.700.110	Police Fringe Benefits	4,750	-	4,750		4,750	0%	
001.700.211	Police Telephone	7,500	-	7,500	655	6,845	9%	
001.700.212	Police Printing	500	-	500	-	500	0%	
001.700.213	Police Utilities	17,500	-	17,500	1,153	16,347	7%	
001.700.214	Police Travel	7,500	2,500	10,000	1,603	5,897	21%	*Funding to accommodate Lancaster travel expenses for police academy*
001.700.215	Police Maintenance / Repair Building	2,500	-	2,500	8	2,492	0%	
001.700.216	Police Maintenance / Repair Equipment	1,500	-	1,500	-	1,500	0%	
001.700.217	Police Vehicle Maintenance	20,000	-	20,000	383	19,617	2%	
001.700.218	Police Postage	1,000	-	1,000	18	982	2%	
001.700.219	Police Building and Equipment Rents	4,750	-	4,750	764	3,986	16%	
001.700.220	Police Advertising / Legal Publication	750	-	750	-	750	0%	
001.700.221	Police Training	10,000	-	10,000	2,250	7,750	23%	
001.700.222	Police Dues and Subscriptions	1,500	-	1,500	100	1,400	7%	
001.700.223	Police Professional Services	5,000	25,000	30,000	1,173	3,828	23%	*Funding to accommodate legal services associated with Ranson Civil Service*
001.700.226	Police Insurance and Bonds	200	-	200	-	200	0%	
001.700.230	Police Contracted Services	35,500	-	35,500	2,296	33,204	6%	
001.700.233	Police Investigation Fees	1,000	-	1,000	-	1,000	0%	
001.700.235	Police Remittance of Fees Collected	102,000	-	102,000	5,912	96,088	6%	
001.700.236	Police Refunds	1,000	-	1,000	-	1,000	0%	
001.700.341	Police Supplies and Materials	30,000	-	30,000	753	29,247	3%	
001.700.343	Police Gas Oil Tires	57,500	14,500	72,000	5,877	51,623	10%	*Funding to accommodate fuel expenses for officers (~$6K per month)*
001.700.345	Police Uniforms	10,500	-	10,500	187	10,313	2%	
001.700.353	Police Software	31,000	-	31,000	-	31,000	0%	
	Total	**2,731,200**	***69,000***	**2,800,200**	***460,081***	***2,271,120***	***17%***	
704 - Crossing Guards								
001.704.103	Crossing Guards Salary (5 PT Employees)	19,125	-	19,125	-	19,125	0%	
001.704.104	Crossing Guards FICA	1,465	-	1,465	-	1,465	0%	
001.704.570	Crossing Guards Misc	100	-	100	-	100	0%	
	Total	**20,690**	**-**	**20,690**	**-**	***20,690***	***0%***	

FY2025 Expenditures

Account Number	Description	Current FY25 Budget as of 7/16/2024	Budget Revision #2 9-17-2024	Proposed FY2025 Budget	Year-to-date	Current Budget Balance	Percent of Budget Expended	Revision 2 Descriptions
750 - Streets								
001.750.103	Streets Salary (10 FT employees)	653,000	-	653,000	110,843	542,157	17%	
001.750.104	Streets FICA	52,000	-	52,000	8,742	43,258	17%	
001.750.105	Streets Insurance	187,000	-	187,000	27,957	159,043	15%	
001.750.106	Streets Retirement	78,500	-	78,500	10,252	68,248	13%	
001.750.108	Streets Overtime / Extra Help	15,000	-	15,000	806	14,194	5%	
001.750.110	Streets Fringe Benefits	2,500	-	2,500	-	2,500	0%	
001.750.211	Streets Telephone	6,750	-	6,750	299	6,451	4%	
001.750.213	Streets Utilities	10,000	-	10,000	858	9,142	9%	
001.750.214	Streets Travel	2,500	-	2,500	-	2,500	0%	
001.750.215	Streets Maintenance / Repair Building	3,000	-	3,000	35	2,965	1%	
001.750.216	Streets Maintenance / Repair Equipment	15,000	-	15,000	1,323	13,677	9%	
001.750.217	Streets Maintenance / Repair Vehicles	22,500	-	22,500	252	22,248	1%	
001.750.219	Streets Building and Equipment Rents	5,000	-	5,000	143	4,857	3%	
001.750.221	Streets Training	2,500	-	2,500	-	2,500	0%	
001.750.222	Streets Dues	500	-	500	-	500	0%	
001.750.223	Streets Professional Services	500	-	500	-	500	0%	
001.750.226	Streets Insurance and Bonds	300	-	300	-	300	0%	
001.750.230	Streets Contracted Services	200,000	-	200,000	18,624	181,376	9%	
001.750.341	Streets Supplies and Materials	60,000	-	60,000	3,307	56,693	6%	
001.750.343	Streets Gas Oil Tires	30,000	-	30,000	2,592	27,408	9%	
001.750.345	Streets Uniforms	5,000	-	5,000	-	5,000	0%	
001.750.353	Streets Software	7,000	-	7,000	1,428	5,572	20%	
	Total	**1,358,550**	**-**	**1,358,550**	***187,461***	***1,171,089***	***14%***	
751 - Street Lights								
001.751.213	Street Lights - Utilities	125,000	-	125,000	18,632	106,368	15%	
	Total	**125,000**		**125,000**	***18,632***	***106,368***	15%	
900 - Parks & Recreation						-		
001.900.568	Parks & Recreation Pass through Hotel Tax	200,000	-	200,000	-	200,000	0%	
001.900.568.001	Parks & Recreation Operational Contribution	100,000	-	100,000		100,000	0%	
	Total	***300,000***	**-**	***300,000***	**-**	***300,000***	***0%***	
901 - Convention & Visitors Bureau (CVB)						-		
001.901.568	CVB Pass through Hotel Tax	200,000	-	200,000	-	200,000	0%	
	Total	**200,000**	**-**	**200,000**	**-**	***200,000***	***0%***	
	Total Expenses	***10,594,327***	***1,002,021***	***11,596,348***	***1,098,074***	***9,496,253***	***10%***	

AGENDA ITEM VII.3

City Council Regular Meeting Request for Action

TO:

FROM: Todd Wilt, Community & Economic Development

ITEM TYPE: NEW BUSINESS

AGENDA SECTION: **COUNCIL BUSINESS**

SUBJECT:

Councilor Custer has requested discussion of the City's current banner policy.

ATTACHMENTS:

Banner Application and Guidelines_201401291638079216.pdf

EVENT BANNER PLACEMENT APPLICATION AND POLICY

I. PURPOSE:

The City of Ranson provides designated locations for the hanging of banners with the intent of advertising community events, be it for Arts organizations or Non-Profits and/or Not-for-Profit organizations. The purpose of this policy is to (1) complement the aesthetic appearance and/or improvement of the City of Ranson; (2) assist in the promotion of cultural, recreational and civic events sponsored by various groups throughout the City and community united in mission to improve the quality of life and offerings for Ranson residents and visitors; (3) support and promote special events, bringing increased attention and awareness to Ranson and its businesses and create an image of an economically vital, active and flourishing City; and (4) create an effective administrative process to manage a high quality municipal banner program. By constructing and maintaining banner display facilities, the City has not created a public forum for the exercise of free speech or other constitutional rights.

II. LOCATION AND PREFERENCE:

In the interest of controlling the number of banners being placed in the public spaces in and around Fairfax Boulevard/Lancaster Circle, the Ranson City Council has designated two locations in Lancaster Circle (which intersects with Mildred Street and Fairfax Boulevard in Old Town) and one location at the entrance of Potomac Marketplace along Route 9 to place banners announcing special events. These are the only locations where banners are permitted within the City.

The Ranson Public Works Department will facilitate the hanging of banners in such a manner as to not interfere with or obstruct access, activity or vision along the public right-of-way and such placement shall be subject to the written approval of the City Manager or his designee. The use of the designated locations shall be on a **first come, first serve basis** with preference as follows: (1) events sponsored or co-sponsored by the City or Ranson or any of its organizations; (2) non-profit events within Ranson which are free to the public; (3) free community events taking place within Ranson sponsored by a non-profit; (4) non-profit events that charge a fee for participation taking place within Ranson; and, (5) free community events sponsored by other than a non-profit taking place in Ranson. Events taking place outside of the City of Ranson are considered last.

III. CRITERIA AND PROCEDURES:

The following criteria and procedures shall apply to all requests for banner placement:

- The applicant must complete an Event Banner Placement Application and Policy form, which can be obtained from Ranson City Hall or by visiting the City's web site, http://cityofransonwv.net/forms. The application must be received by Ranson City Hall at least two calendar weeks prior to the placement of the banner.
- The exact legend of the banner must be indicated in writing (see specific area on application form). For the applicant's benefit, it is found that banners are most visually effective when kept simple; i.e., event, date, organization and logo. The City reserves to right to not hang banners that are not consistent with the submitted application.
- No commercial advertising construed to advertise, promote the sale of, or publicize any merchandise or commodity will be allowed, except a commercial entity's name and/or logo shall be allowed in cases where a sponsoring entity's name and/or logo is part of the name of the event. In such cases the

organization promoting the event may not construct the banner such that the sponsoring entity's commercial name is the most overwhelming aspect of the banner. Political advertising and/or announcements used to promote political candidates, parties or issues on or located in the public right-of-way on public property (even by a non-profit organization) is prohibited and shall not be permitted. A banner shall not have displayed thereon any message that portrays a traffic control device, or attempts to direct the movement of traffic. Banners shall not be approved that either in English, or by means of foreign or slang words or phrases, by use of phonetic, numeric or reverse spelling, or by being viewed in mirror image, would have the effect of alarming, threatening, offending or misleading a reasonable person in that the banner: (1) refers to intimate body parts or to sexual or excretory acts or functions; (2) refers in an alarming or offensive manner to a person or class of persons on the basis of race, color, gender (including pregnancy), ethnic heritage, national origin, age, disability, political affiliation, religion, sexual orientation, veteran status, or other characteristic; and/or (3) pertains or refers to illegal activities. Decisions on the appropriateness of the material will be governed by the City Manager or his designee. If the banner design and/or placement is denied by the City Manager, the applicant may appeal the decision to the City Council by requesting to be placed on the next available agenda of the City Council.

- Banners are subject to approval by the Ranson City Manager or his designee, subject to appeal to the Ranson City Council. Applicants are responsible for verifying that their banner has been approved. Banner approvals are not guaranteed and will only be hung upon availability of the Public Works staff. Then length of time that a banner is to be hung is not guaranteed and may be shortened at the discretion of the City Manager or his designee. Early removal of the banner for any reason, including wind damage, will constitute the end of the hanging period. Based on his/her judgment, as to the best interest of the City, the City Manager or his designee may determine which banners are to be given priority when there are multiple requests for the same time period.
- Poles in Lancaster Circle have been placed so that banners may either face Mildred Street or Fairfax Boulevard traffic. Applicants are permitted to provide double sided banners so that traffic can see it from two directions.
- Banners will be placed and removed by the Public Works Department, as time permits, but as close to the requested date as possible.
- Banners may be placed for up to fourteen (14) days prior to the date of the event and will be removed within seven (7) days after an event has ended. The applicant is responsible to pick up the banner within seven calendar days after its removal or at a reasonable time agreed to by the Department of Public Works. Banners not retrieved within seven (7) days will be discarded.
- The banner support poles are twenty (20) feet apart and the hardware used to attach the banners is similar to hardware used on flag poles. The hardware is fashioned to secure a banner of dimensions three (3) feet height by nineteen (19) feet length. The applicant's banner will need to have the appropriate material so that it can be attached in a secure manner. The City of Ranson is not responsible for anything other than placement and removal of the banner. **It is strongly recommended that the applicant become familiar with the support poles prior to purchase of the banner to make sure the banner can be secured to the support poles.**
- Banners must consist of the following specifications:
  - Any type of durable material suitable for outdoor conditions;
  - Semi-circular wind slits in banner;
  - Metal grommets at all corners;
  - Size shall be nineteen (19) feet in length and three (3) feet in height.
- The City of Ranson is not responsible for damage or loss caused by inclement weather or normal wear and tear.

I understand and agree to the above stated guidelines and policies.

_____

Applicant/Responsible Party Rev. 11/15/2011

APPLICATION FOR EVENT BANNER PLACEMENT

NAME OF ORGANIZATION: _____

MAILING ADDRESS: _____

POC: _____ **PHONE:** _____

NAME OF EVENT: _____

DATE OF EVENT: _____ **DURATION OF EVENT:** _____

REQUESTED DATE OF BANNER PLACEMENT: _____

REQUESTED LOCATION OF BANNER PLACEMENT: _____

BANNER SIZE: (BANNERS MUST BE NINETEEN (19) FEET IN LENGTH AND THREE (3) FEET IN HEIGHT)



BANNER VERBAGE:

_____

_____

_____

BANNER SKETCH:

FOR OFFICE USE ONLY:

☐ APPROVED

☐ DENIED

COMMENTS:_____

_____

_____

SIGNATURE:_____

AGENDA ITEM VII.4

City Council Regular Meeting Request for Action

TO:

FROM: Darla Armstrong

ITEM TYPE: COUNCIL BUSINESS

AGENDA SECTION: **COUNCIL BUSINESS**

SUBJECT:

Councilor Stroud has requested a discussion on this topic. Additionally, staff has included a recent communication from the State Attorney General regarding the anticipated total proceeds from the Opioid Settlements, as detailed in the attached document.

ATTACHMENTS:

Opiod Settlement.pdf

PATRICK MORRISEY
ATTORNEY GENERAL

PHYSICAL ADDRESS:
1900 Kanawha Blvd., East
State Capitol Complex
Building 6, Suite 401
Charleston, WV 25305

MAILING ADDRESS:
P.O. Box 1789
Charleston, WV 25326-1789

E-Mail: consumer@wvago.gov
http://www.wvago.gov

STATE OF WEST VIRGINIA
OFFICE OF THE ATTORNEY GENERAL

Consumer Protection
and Antitrust Division
(304) 558-8986
Consumer Hotline
1-800-368-8808
Preneed Funeral Services
(304) 558-8986
Senior Protection Hotline
(304) 558-1155
Facsimile (304) 558-0184

August 21, 2024

City of Ranson
312 South Mildred Street
Ranson, WV 25438

RE: Projected Future Payments from Opioid Settlements
Paid into the WV First Qualified Settlement Funds

Dear Mayor:

Settling opioid defendants committed to make payments totaling millions of dollars into the West Virginia First Qualified Settlement Fund ("QSF") over a number of years. Although not finalized, it is anticipated that the West Virginia Mass Litigation Panel will issue an order in the coming months authorizing annual distributions to local governments in their proportionate shares of the Local Government portion (24.5%) of opioid settlement payments received each year. While it is important to think about approved uses for opioid dollars local governments received in December 2023, local governments should also consider how future opioid payments will be used. To that end, with the assistance of the QSF administrator, we provide you with the attached projected estimated payments for each eligible local government for the years 2024 through 2028. These estimates will assist local governments with planning how to combat the opioid epidemic in their own communities in the years to come.

Below is a chart summarizing settlement payments expected to be received into the QSF each year:

	2024	2025	2026	2027	2028	Total
Distributors	$ 37,000,000.00	$ 37,000,000.00	$ 37,000,000.00	$ 37,000,000.00	$ 37,000,000.00	$ 185,000,000.00
Allergan	$ 8,533,333.33	$ 8,533,333.33	$ 8,533,333.33	$ 8,533,333.33		$ 34,133,333.32
CVS	$ 6,465,317.68	$ 3,000,000.00	$ 3,000,000.00	$ 3,000,000.00	$ 3,000,000.00	$ 18,465,317.68
Teva	$ 2,525,182.00	$ 2,525,182.00	$ 2,525,182.00	$ 2,525,182.00	$ 2,525,182.00	$ 12,625,910.00
Kroger	$ 12,000,000.00	$ 12,000,000.00	$ 1,000,000.00	$ 1,000,000.00	$ 1,000,000.00	$ 27,000,000.00
Walgreens	$ 11,066,666.67	$ 11,066,666.67	$ 9,960,000.00	$ 9,960,000.00	$ 9,960,000.00	$ 52,013,333.34
Walmart	$ 4,148,212.50					$ 4,148,212.50
Amneal	$ 350,000.00	$ 175,000.00				$ 525,000.00
Total	$ 82,088,712.18	$ 74,300,182.00	$ 62,018,515.33	$ 62,018,515.33	$ 53,485,182.00	$ 333,911,106.84

The Distributor expected payment figures in the chart above reflect an annual assessment payable to the federal Multi District Litigation 2804 matter, pursuant to orders of the court.

Importantly, this chart does not reflect expected payments from Purdue Pharma, L.P., or Endo Solutions, Inc. We are unable to calculate future payments for those cases at this time due to ongoing bankruptcy proceedings. This chart, and the projections based on this chart, also do not contemplate unknowns, such as the potential amount of interest earned on deposited funds before being disbursed each year, or new settlements with other opioid defendants.

To determine how much will be distributed to each local government each year, the QSF Administrator must first apply deductions ordered by the court to the gross annual payments received, including Attorney's Fees and costs. In its Order adopting the recommendations on Attorney's Fees and Costs, the court held that Attorneys' Fees totaling $128,057,900.00 and costs totaling $13,000,000.00 be deducted from the gross recovery of opioid settlements. The court ordered that all costs be deducted from gross settlement dollars in 2023, 50% of attorneys' fees be paid in 2023, 25% of attorneys' fees in 2024, and the remaining 25% of attorneys' fees in 2025.

Once deductions for attorneys' fees are made, the QSF Administrator must calculate the total Local Government share (24.5%) of the remainder. This calculation is performed by applying the relative allocation share percentages found in Exhibit C to the West Virginia First Memorandum of Understanding ("MOU") to the amount of funds available for disbursement. Projections for the years 2024-2028 for each local government are attached hereto for your reference.

Very truly yours,

Patrick Morrisey
Attorney General

County	Government Name	Allocation Share (%) - Distributor Settlement	Allocation Share (%) - All Other Settlements	2024 Projected Disbursement Total	2025 Projected Disbursement Total	2026 Projected Disbursement Total	2027 Projected Disbursement Total	2028 Projected Disbursement Total	Total 2024-2028
WEBSTER	ADDISON TOWN	0.01914427%	0.01737897%	$2,019.61	$1,612.89	$2,519.26	$2,519.26	$2,437.34	$11,108.37
PRESTON	ALBRIGHT TOWN	0.00011050%	0.00010082%	$0.00	$0.00	$0.00	$0.00	$0.00	$0.00
GREENBRIER/MONROE	ALDERSON TOWN	0.00373212%	0.00340515%	$394.87	$315.29	$492.17	$492.17	$475.85	$2,170.36
MCDOWELL	ANAWALT TOWN	0.00082059%	0.00074870%	$86.82	$69.32	$108.22	$108.22	$104.63	$477.20
HARRISON	ANMOORE TOWN	0.00827993%	0.00755454%	$876.03	$699.50	$1,091.92	$1,091.92	$1,055.69	$4,815.07
FAYETTE	ANSTED TOWN	0.00244417%	0.00223004%	$258.60	$206.49	$322.33	$322.33	$311.63	$1,421.37
MERCER	ATHENS TOWN	0.00033928%	0.00030956%	$35.90	$28.66	$44.74	$44.74	$43.26	$197.30
RITCHIE	AUBURN TOWN	0.00007503%	0.00006845%	$0.00	$0.00	$0.00	$0.00	$0.00	$0.00
PUTNAM	BANCROFT TOWN	0.00015976%	0.00014576%	$0.00	$0.00	$0.00	$0.00	$0.00	$0.00
BARBOUR	BARBOUR COUNTY	0.39001856%	0.35405479%	$41,144.79	$32,858.81	$51,323.83	$51,323.83	$49,654.99	$226,306.24
CABELL	BARBOURSVILLE VILLAGE	0.43720544%	0.39689055%	$46,122.74	$36,834.27	$57,533.30	$57,533.30	$55,662.57	$253,686.19
MARION	BARRACKVILLE TOWN	0.00161302%	0.00147171%	$170.66	$136.27	$212.72	$212.72	$205.66	$938.03
MORGAN	BATH (BERKELEY SPRINGS) TOWN	0.00679497%	0.00619968%	$718.92	$574.05	$896.09	$896.09	$866.36	$3,951.51
GRANT	BAYARD TOWN	0.00001985%	0.00001811%	$0.00	$0.00	$0.00	$0.00	$0.00	$0.00
RALEIGH	BECKLEY CITY	3.72592806%	3.38235871%	$393,064.69	$313,906.98	$490,307.14	$490,307.14	$474,364.44	$2,161,950.39
BROOKE	BEECH BOTTOM VILLAGE	0.00027825%	0.00025387%	$29.44	$23.51	$36.69	$36.69	$35.48	$161.81
BARBOUR	BELINGTON TOWN	0.03550747%	0.03223331%	$3,745.84	$2,991.48	$4,672.54	$4,672.54	$4,520.61	$20,603.03
KANAWHA	BELLE TOWN	0.04107349%	0.03728609%	$4,333.03	$3,460.41	$5,405.00	$5,405.00	$5,229.25	$23,832.68
PLEASANTS	BELMONT CITY	0.00019854%	0.00018114%	$0.00	$0.00	$0.00	$0.00	$0.00	$0.00
MARSHALL	BENWOOD CITY	0.00763689%	0.00696783%	$808.00	$645.18	$1,007.12	$1,007.12	$973.71	$4,441.12
BERKELEY	BERKELEY COUNTY	5.33868040%	4.84639849%	$563,207.29	$449,785.25	$702,542.25	$702,542.25	$679,698.56	$3,097,775.60
BROOKE	BETHANY TOWN	0.00049467%	0.00045133%	$52.34	$41.79	$65.23	$65.23	$63.07	$287.67
OHIO	BETHLEHEM VILLAGE	0.00199334%	0.00181871%	$210.90	$168.40	$262.87	$262.87	$254.15	$1,159.20
RANDOLPH	BEVERLY TOWN	0.00082521%	0.00075291%	$87.31	$69.71	$108.82	$108.82	$105.21	$479.89
MONONGALIA	BLACKSVILLE TOWN	0.00025305%	0.00023088%	$0.00	$0.00	$0.00	$0.00	$0.00	$0.00
MERCER	BLUEFIELD CITY	1.37778463%	1.25073876%	$145,348.63	$116,077.46	$181,307.23	$181,307.23	$175,411.88	$799,452.43
JEFFERSON	BOLIVAR TOWN	0.00584551%	0.00533340%	$618.47	$493.84	$770.88	$770.88	$745.30	$3,399.37
BOONE	BOONE COUNTY	3.17439897%	2.88168634%	$334,881.44	$267,441.02	$417,729.61	$417,729.61	$404,146.82	$1,841,928.50
MCDOWELL	BRADSHAW TOWN	0.00120245%	0.00109711%	$127.22	$101.59	$158.57	$158.57	$153.31	$699.27
MERCER	BRAMWELL TOWN	0.00027759%	0.00025327%	$29.37	$23.45	$36.61	$36.61	$35.39	$161.43
PRESTON	BRANDONVILLE TOWN	0.00006630%	0.00006049%	$0.00	$0.00	$0.00	$0.00	$0.00	$0.00
BRAXTON	BRAXTON COUNTY	0.52441352%	0.47605714%	$55,322.71	$44,181.49	$69,009.30	$69,009.30	$66,765.41	$304,288.22
HARRISON	BRIDGEPORT CITY	0.07606544%	0.06940147%	$8,047.88	$6,426.12	$10,031.16	$10,031.16	$9,698.37	$44,234.68
BROOKE	BROOKE COUNTY	1.09236818%	0.99164046%	$115,246.95	$92,037.83	$143,758.52	$143,758.52	$139,084.10	$633,885.91
PRESTON	BRUCETON MILLS TOWN	0.00016700%	0.00015236%	$0.00	$0.00	$0.00	$0.00	$0.00	$0.00
UPSHUR	BUCKHANNON CITY	0.16665260%	0.15128550%	$17,580.92	$14,040.37	$21,930.36	$21,930.36	$21,217.28	$96,699.31
PUTNAM	BUFFALO TOWN	0.00085871%	0.00078348%	$90.85	$72.54	$113.24	$113.24	$109.49	$499.37
BRAXTON	BURNSVILLE TOWN	0.00286236%	0.00261159%	$302.84	$241.82	$377.47	$377.47	$364.95	$1,664.56
CABELL	CABELL COUNTY	0.00000000%	4.60913760%	$308,029.66	$232,462.36	$282,518.76	$282,518.76	$186,157.06	$1,291,686.60
RITCHIE	CAIRO TOWN	0.00021774%	0.00019866%	$0.00	$0.00	$0.00	$0.00	$0.00	$0.00
CALHOUN	CALHOUN COUNTY	0.17667874%	0.16038712%	$18,638.62	$14,885.07	$23,249.74	$23,249.74	$22,493.75	$102,516.92
WEBSTER	CAMDEN-ON-GAULEY TOWN	0.00026399%	0.00024087%	$0.00	$0.00	$0.00	$0.00	$0.00	$0.00
MARSHALL	CAMERON CITY	0.00210878%	0.00192404%	$223.11	$178.15	$278.10	$278.10	$268.87	$1,226.33
HAMPSHIRE	CAPON BRIDGE TOWN	0.00238474%	0.00217582%	$252.31	$201.47	$314.49	$314.49	$304.06	$1,386.81
MINERAL	CARPENDALE TOWN	0.00024397%	0.00022259%	$0.00	$0.00	$0.00	$0.00	$0.00	$0.00
KANAWHA	CEDAR GROVE TOWN	0.00076853%	0.00070120%	$81.31	$64.93	$101.35	$101.35	$97.99	$446.93
WAYNE	CEREDO CITY	0.16782452%	0.15234936%	$17,704.55	$14,139.11	$22,084.58	$22,084.58	$21,366.48	$97,379.31
LOGAN	CHAPMANVILLE TOWN	0.15921481%	0.14453354%	$16,796.28	$13,413.74	$20,951.60	$20,951.60	$20,270.34	$92,383.56
JEFFERSON	CHARLES TOWN CITY	0.29244564%	0.26547911%	$30,851.39	$24,638.35	$38,483.88	$38,483.88	$37,232.55	$169,690.06
KANAWHA	CHARLESTON CITY	6.03917724%	5.48230223%	$637,099.62	$508,796.70	$794,715.21	$794,715.21	$768,874.45	$3,504,201.20
KANAWHA	CHESAPEAKE TOWN	0.01799687%	0.01633737%	$1,898.57	$1,516.22	$2,368.27	$2,368.27	$2,291.26	$10,442.59
HANCOCK	CHESTER CITY	0.00765068%	0.00698042%	$809.46	$646.34	$1,008.94	$1,008.94	$975.46	$4,449.14
HARRISON	CLARKSBURG CITY	1.13651865%	1.03171980%	$119,896.40	$95,750.95	$149,558.23	$149,558.23	$144,695.23	$659,459.04

County	Government Name	Allocation Share (%) - Distributor Settlement	Allocation Share (%) - All Other Settlements	2024 Projected Disbursement Total	2025 Projected Disbursement Total	2026 Projected Disbursement Total	2027 Projected Disbursement Total	2028 Projected Disbursement Total	Total 2024-2028
CLAY	CLAY COUNTY	0.33729927%	0.30619676%	$35,588.52	$28,421.49	$44,392.95	$44,392.95	$42,949.48	$195,745.38
CLAY	CLAY TOWN	0.00005027%	0.00004586%	$0.00	$0.00	$0.00	$0.00	$0.00	$0.00
OHIO	CLEARVIEW VILLAGE	0.00012944%	0.00011810%	$0.00	$0.00	$0.00	$0.00	$0.00	$0.00
KANAWHA	CLENDENIN TOWN	0.02568908%	0.02332028%	$2,710.05	$2,164.29	$3,380.51	$3,380.51	$3,270.59	$14,905.95
WEBSTER	COWEN TOWN	0.00116912%	0.00106670%	$123.70	$98.77	$154.18	$154.18	$149.06	$679.88
BOONE	DANVILLE TOWN	0.00116707%	0.00106483%	$123.48	$98.60	$153.91	$153.91	$148.80	$678.69
TUCKER	DAVIS TOWN	0.00019808%	0.00018073%	$0.00	$0.00	$0.00	$0.00	$0.00	$0.00
MCDOWELL	DAVY TOWN	0.00055113%	0.00050285%	$58.31	$46.56	$72.68	$72.68	$70.27	$320.50
MINGO	DELBARTON TOWN	0.05166090%	0.04689723%	$5,449.94	$4,352.40	$6,798.23	$6,798.23	$6,577.18	$29,975.97
DODDRIDGE	DODDRIDGE COUNTY	0.23122022%	0.20989931%	$24,392.45	$19,480.15	$30,427.03	$30,427.03	$29,437.67	$134,164.33
KANAWHA	DUNBAR CITY	0.29172340%	0.26482346%	$30,775.20	$24,577.50	$38,388.84	$38,388.84	$37,140.60	$169,270.99
POCAHONTAS	DURBIN TOWN	0.00013785%	0.00012577%	$0.00	$0.00	$0.00	$0.00	$0.00	$0.00
KANAWHA	EAST BANK TOWN	0.00082343%	0.00075129%	$87.12	$69.56	$108.59	$108.59	$104.99	$478.85
PUTNAM	ELEANOR TOWN	0.01439028%	0.01306334%	$1,518.09	$1,212.37	$1,893.66	$1,893.66	$1,832.09	$8,349.88
WIRT	ELIZABETH TOWN	0.00478812%	0.00434660%	$505.12	$403.40	$630.08	$630.08	$609.60	$2,778.28
MINERAL	ELK GARDEN TOWN	0.00069124%	0.00063068%	$73.13	$58.40	$91.16	$91.16	$88.13	$401.98
RANDOLPH	ELKINS CITY	0.03205889%	0.02925026%	$3,391.89	$2,708.38	$4,227.78	$4,227.78	$4,087.52	$18,643.35
RITCHIE	ELLENBORO TOWN	0.00028217%	0.00025745%	$29.85	$23.84	$37.21	$37.21	$35.98	$164.09
MARION	FAIRMONT CITY	0.68522620%	0.62204121%	$72,287.55	$57,729.85	$90,171.17	$90,171.17	$87,239.19	$397,598.94
MARION	FAIRVIEW TOWN	0.00074447%	0.00067925%	$78.77	$62.89	$98.18	$98.18	$94.92	$432.94
GREENBRIER	FALLING SPRING TOWN	0.00002096%	0.00001912%	$0.00	$0.00	$0.00	$0.00	$0.00	$0.00
MARION	FARMINGTON TOWN	0.00021093%	0.00019245%	$0.00	$0.00	$0.00	$0.00	$0.00	$0.00
FAYETTE	FAYETTE COUNTY	1.64113821%	1.48980818%	$173,133.53	$138,266.87	$215,965.99	$215,965.99	$208,943.69	$952,276.08
FAYETTE	FAYETTEVILLE TOWN	0.18275178%	0.16590016%	$19,279.30	$15,396.72	$24,048.91	$24,048.91	$23,266.94	$106,040.77
BRAXTON	FLATWOODS TOWN	0.00066258%	0.00060453%	$70.10	$55.98	$87.38	$87.38	$84.48	$385.31
TAYLOR	FLEMINGTON TOWN	0.00004908%	0.00004478%	$0.00	$0.00	$0.00	$0.00	$0.00	$0.00
BROOKE	FOLLANSBEE CITY	0.01232029%	0.01124093%	$1,303.51	$1,040.84	$1,624.74	$1,624.74	$1,570.84	$7,164.67
WAYNE	FORT GAY TOWN	0.03237179%	0.02938677%	$3,415.04	$2,727.30	$4,259.91	$4,259.91	$4,121.40	$18,783.56
PENDLETON	FRANKLIN TOWN	0.00141598%	0.00129193%	$149.81	$119.62	$186.73	$186.73	$180.54	$823.44
TYLER	FRIENDLY TOWN	0.00004411%	0.00004025%	$0.00	$0.00	$0.00	$0.00	$0.00	$0.00
MCDOWELL	GARY CITY	0.00124005%	0.00113141%	$131.20	$104.76	$163.53	$163.53	$158.11	$721.13
BRAXTON	GASSAWAY TOWN	0.00238530%	0.00217633%	$252.37	$201.51	$314.56	$314.56	$304.13	$1,387.13
FAYETTE	GAULEY BRIDGE TOWN	0.05305697%	0.04816456%	$5,597.22	$4,470.01	$6,981.94	$6,981.94	$6,754.92	$30,786.03
MINGO	GILBERT TOWN	0.07284187%	0.06612509%	$7,684.41	$6,136.88	$9,585.50	$9,585.50	$9,273.82	$42,266.11
GILMER	GILMER COUNTY	0.19187500%	0.17418213%	$20,241.75	$16,165.34	$25,249.46	$25,249.46	$24,428.46	$111,334.47
KANAWHA	GLASGOW TOWN	0.00164686%	0.00150258%	$174.24	$139.13	$217.18	$217.18	$209.98	$957.71
MARSHALL	GLEN DALE CITY	0.00498006%	0.00454377%	$526.90	$420.72	$656.75	$656.75	$634.96	$2,896.08
GILMER	GLENVILLE TOWN	0.01685545%	0.01530120%	$1,778.16	$1,420.06	$2,218.06	$2,218.06	$2,145.94	$9,780.28
TAYLOR	GRAFTON CITY	0.46397156%	0.42118855%	$26,748.35	$21,361.61	$33,365.77	$33,365.77	$32,280.86	$147,122.36
GRANT	GRANT COUNTY	0.33939405%	0.30809839%	$35,806.29	$28,595.40	$44,664.60	$44,664.60	$43,212.29	$196,943.18
MARION	GRANT TOWN TOWN	0.01089119%	0.00988691%	$1,148.96	$917.58	$1,433.21	$1,433.21	$1,386.61	$6,319.55
CALHOUN	GRANTSVILLE TOWN	0.00118687%	0.00108289%	$125.57	$100.27	$156.52	$156.52	$151.33	$690.20
MONONGALIA	GRANVILLE TOWN	0.16493804%	0.14972903%	$17,400.05	$13,895.92	$21,704.74	$21,704.74	$20,998.99	$95,704.44
GREENBRIER	GREENBRIER COUNTY	1.43857566%	1.30592401%	$151,763.95	$121,200.82	$189,309.67	$189,309.67	$183,154.12	$834,738.24
TUCKER	HAMBLETON TOWN	0.00006804%	0.00006208%	$0.00	$0.00	$0.00	$0.00	$0.00	$0.00
LINCOLN	HAMLIN TOWN	0.07029615%	0.06381411%	$7,415.85	$5,922.40	$9,250.50	$9,250.50	$8,949.71	$40,788.97
HAMPSHIRE	HAMPSHIRE COUNTY	0.08686424%	0.07925421%	$9,190.41	$7,338.42	$11,455.25	$11,455.25	$11,075.22	$50,514.55
HANCOCK	HANCOCK COUNTY	1.61062722%	1.46211062%	$169,912.22	$135,694.28	$211,947.74	$211,947.74	$205,056.10	$934,558.07
KANAWHA	HANDLEY TOWN	0.00067247%	0.00061355%	$71.15	$56.81	$88.68	$88.68	$85.74	$391.06
HARDY	HARDY COUNTY	0.28147499%	0.25552007%	$29,694.05	$23,714.08	$37,040.22	$37,040.22	$35,835.83	$163,324.40
RANDOLPH	HARMAN TOWN	0.00017258%	0.00015746%	$0.00	$0.00	$0.00	$0.00	$0.00	$0.00
JEFFERSON	HARPERS FERRY TOWN	0.00946194%	0.00863299%	$1,001.09	$799.36	$1,247.80	$1,247.80	$1,206.40	$5,502.44
HARRISON	HARRISON COUNTY	1.32509064%	1.20290349%	$139,795.15	$111,642.37	$174,379.84	$174,379.84	$168,709.74	$768,906.92

County	Government Name	Allocation Share (%) - Distributor Settlement	Allocation Share (%) - All Other Settlements	2024 Projected Disbursement Total	2025 Projected Disbursement Total	2026 Projected Disbursement Total	2027 Projected Disbursement Total	2028 Projected Disbursement Total	Total 2024-2028
RITCHIE	HARRISVILLE TOWN	0.00452443%	0.00410723%	$477.30	$381.18	$595.38	$595.38	$576.02	$2,625.28
MASON	HARTFORD CITY TOWN	0.00013847%	0.00012634%	$0.00	$0.00	$0.00	$0.00	$0.00	$0.00
BERKELEY	HEDGESVILLE TOWN	0.00005857%	0.00005343%	$0.00	$0.00	$0.00	$0.00	$0.00	$0.00
MASON	HENDERSON TOWN	0.00000000%	0.00000000%	$0.00	$0.00	$0.00	$0.00	$0.00	$0.00
TUCKER	HENDRICKS TOWN	0.00008014%	0.00007312%	$0.00	$0.00	$0.00	$0.00	$0.00	$0.00
POCAHONTAS	HILLSBORO TOWN	0.00011864%	0.00010824%	$0.00	$0.00	$0.00	$0.00	$0.00	$0.00
SUMMERS	HINTON CITY	0.41056843%	0.37270974%	$43,312.69	$34,590.12	$54,028.05	$54,028.05	$52,271.29	$238,230.19
WETZEL	HUNDRED TOWN	0.00008137%	0.00007424%	$0.00	$0.00	$0.00	$0.00	$0.00	$0.00
CABELL/WAYNE	HUNTINGTON CITY	0.00000000%	4.60913760%	$308,029.66	$232,462.36	$282,518.76	$282,518.76	$186,157.06	$1,291,686.60
PUTNAM	HURRICANE CITY	0.21403788%	0.19430136%	$22,579.81	$18,032.55	$28,165.95	$28,165.95	$27,250.11	$124,194.37
RANDOLPH	HUTTONSVILLE TOWN	0.00003664%	0.00003343%	$0.00	$0.00	$0.00	$0.00	$0.00	$0.00
MCDOWELL	IAEGER TOWN	0.00057082%	0.00052081%	$60.39	$48.22	$75.28	$75.28	$72.78	$331.95
JACKSON	JACKSON COUNTY	0.83187176%	0.75516452%	$87,757.84	$70,084.65	$109,468.74	$109,468.74	$105,909.28	$482,689.26
LEWIS	JANE LEW TOWN	0.00097354%	0.00088825%	$103.00	$82.25	$128.39	$128.39	$124.13	$566.15
JEFFERSON	JEFFERSON COUNTY	1.74956348%	1.58823551%	$184,569.22	$147,399.57	$230,230.82	$230,230.82	$222,744.69	$1,015,175.11
BARBOUR	JUNIOR TOWN	0.00356953%	0.00324039%	$376.57	$300.73	$469.73	$469.73	$454.45	$2,071.20
KANAWHA	KANAWHA COUNTY	4.28420266%	3.88915458%	$451,959.56	$360,941.25	$563,772.33	$563,772.33	$545,440.85	$2,485,886.32
WAYNE	KENOVA CITY	0.20639102%	0.18735962%	$21,773.11	$17,388.31	$27,159.67	$27,159.67	$26,276.56	$119,757.32
MINGO	KERMIT TOWN	0.02944671%	0.02673142%	$3,106.46	$2,480.87	$3,874.99	$3,874.99	$3,748.99	$17,086.30
MINERAL	KEYSER CITY	0.00784762%	0.00716010%	$830.29	$662.98	$1,034.91	$1,034.91	$1,000.57	$4,563.66
MCDOWELL	KEYSTONE CITY	0.00179119%	0.00163426%	$189.51	$151.32	$236.21	$236.21	$228.38	$1,041.64
MCDOWELL	KIMBALL TOWN	0.00204707%	0.00186773%	$216.58	$172.94	$269.96	$269.96	$261.00	$1,190.44
PRESTON	KINGWOOD CITY	0.00461892%	0.00421426%	$488.69	$390.21	$609.12	$609.12	$588.91	$2,686.06
MASON	LEON TOWN	0.00001539%	0.00001404%	$0.00	$0.00	$0.00	$0.00	$0.00	$0.00
RALEIGH	LESTER TOWN	0.03097989%	0.02812323%	$3,268.21	$2,610.04	$4,076.75	$4,076.75	$3,944.19	$17,975.92
LEWIS	LEWIS COUNTY	0.40530030%	0.36792739%	$42,756.93	$34,146.28	$53,334.80	$53,334.80	$51,600.58	$235,173.39
GREENBRIER	LEWISBURG CITY	0.39167383%	0.35555743%	$41,319.41	$32,998.26	$51,541.65	$51,541.65	$49,865.73	$227,266.71
LINCOLN	LINCOLN COUNTY	1.38180674%	1.25438978%	$145,772.93	$116,416.31	$181,836.50	$181,836.50	$175,923.95	$801,786.18
LOGAN	LOGAN CITY	0.44287791%	0.40203995%	$46,721.16	$37,312.17	$58,279.76	$58,279.76	$56,384.75	$256,977.60
LOGAN	LOGAN COUNTY	3.73147354%	3.38739284%	$393,649.71	$314,374.18	$491,036.89	$491,036.89	$475,070.46	$2,165,168.12
HARRISON	LOST CREEK TOWN	0.00005153%	0.00004702%	$0.00	$0.00	$0.00	$0.00	$0.00	$0.00
HARRISON	LUMBERPORT TOWN	0.00269699%	0.00246071%	$285.35	$227.85	$355.67	$355.67	$343.87	$1,568.39
RALEIGH	MABSCOTT TOWN	0.05123598%	0.04651149%	$5,405.11	$4,316.60	$6,742.31	$6,742.31	$6,523.08	$29,729.41
BOONE	MADISON CITY	0.05783955%	0.05250614%	$6,101.75	$4,872.94	$7,611.30	$7,611.30	$7,363.81	$33,561.10
LOGAN	MAN TOWN	0.00250296%	0.00228368%	$264.82	$211.45	$330.08	$330.08	$319.13	$1,455.56
MARION	MANNINGTON CITY	0.00301511%	0.00275096%	$319.00	$254.72	$397.62	$397.62	$384.43	$1,753.39
MARION	MARION COUNTY	1.05395190%	0.95676656%	$111,208.38	$88,812.57	$138,720.82	$138,720.82	$134,210.19	$611,672.78
POCAHONTAS	MARLINTON TOWN	0.00088490%	0.00080738%	$93.62	$74.76	$116.70	$116.70	$112.83	$514.60
KANAWHA	MARMET CITY	0.00607965%	0.00554703%	$643.24	$513.62	$801.76	$801.76	$775.16	$3,535.53
MARSHALL	MARSHALL COUNTY	0.86484013%	0.78509287%	$91,235.82	$72,862.21	$113,807.16	$113,807.16	$110,106.63	$501,818.99
BERKELEY	MARTINSBURG CITY	1.77956013%	1.61546616%	$187,733.70	$149,926.77	$234,178.18	$234,178.18	$226,563.70	$1,032,580.52
MASON	MASON COUNTY	1.34980841%	1.22534315%	$142,413.64	$113,733.52	$177,646.09	$177,646.09	$171,869.76	$783,309.10
MASON	MASON TOWN	0.00280027%	0.00255494%	$296.27	$236.57	$369.29	$369.29	$357.04	$1,628.45
PRESTON	MASONTOWN TOWN	0.00079560%	0.00072590%	$84.18	$67.21	$104.92	$104.92	$101.44	$462.67
MINGO	MATEWAN TOWN	0.07180865%	0.06518714%	$7,575.41	$6,049.83	$9,449.54	$9,449.54	$9,142.28	$41,666.60
MERCER	MATOAKA TOWN	0.00000000%	0.00000000%	$0.00	$0.00	$0.00	$0.00	$0.00	$0.00
MCDOWELL	MCDOWELL COUNTY	3.20359798%	2.90819290%	$337,961.77	$269,901.02	$421,572.00	$421,572.00	$407,864.28	$1,858,871.07
MARSHALL	MCMECHEN CITY	0.00788708%	0.00719611%	$834.47	$666.31	$1,040.11	$1,040.11	$1,005.61	$4,586.61
FAYETTE	MEADOW BRIDGE TOWN	0.00049312%	0.00044992%	$52.17	$41.66	$65.03	$65.03	$62.87	$286.77
MERCER	MERCER COUNTY	2.93521297%	2.66455624%	$309,656.90	$247,296.34	$386,264.61	$386,264.61	$373,704.91	$1,703,187.36
TYLER	MIDDLEBOURNE TOWN	0.00026913%	0.00024556%	$28.47	$22.74	$35.49	$35.49	$34.31	$156.51
RANDOLPH	MILL CREEK TOWN	0.00003664%	0.00003343%	$0.00	$0.00	$0.00	$0.00	$0.00	$0.00
CABELL	MILTON TOWN	0.14847231%	0.13478161%	$15,663.00	$12,508.69	$19,537.96	$19,537.96	$18,902.67	$86,150.28

County	Government Name	Allocation Share (%) - Distributor Settlement	Allocation Share (%) - All Other Settlements	2024 Projected Disbursement Total	2025 Projected Disbursement Total	2026 Projected Disbursement Total	2027 Projected Disbursement Total	2028 Projected Disbursement Total	Total 2024-2028
RANDOLPH	RANDOLPH COUNTY	0.72941624%	0.66215647%	$76,987.00	$61,482.89	$96,033.20	$96,033.20	$92,910.58	$423,446.87
JEFFERSON	RANSON CORPORATION	0.02342882%	0.02137626%	$2,478.82	$1,979.30	$3,089.68	$3,089.68	$2,987.18	$13,624.67
JACKSON	RAVENSWOOD CITY	0.09588488%	0.08704330%	$10,115.32	$8,078.24	$12,617.81	$12,617.81	$12,207.53	$55,636.70
PRESTON	REEDSVILLE TOWN	0.00066300%	0.00060492%	$70.15	$56.01	$87.43	$87.43	$84.53	$385.56
ROANE	REEDY TOWN	0.00004285%	0.00003910%	$0.00	$0.00	$0.00	$0.00	$0.00	$0.00
RALEIGH	RHODELL TOWN	0.00000000%	0.00000000%	$0.00	$0.00	$0.00	$0.00	$0.00	$0.00
NICHOLAS	RICHWOOD CITY	0.07669919%	0.06962673%	$8,091.34	$6,461.86	$10,093.10	$10,093.10	$9,764.91	$44,504.31
MINERAL	RIDGELEY TOWN	0.00267009%	0.00243617%	$282.50	$225.57	$352.12	$352.12	$340.44	$1,552.75
JACKSON	RIPLEY CITY	0.09212878%	0.08363355%	$9,719.07	$7,761.79	$12,123.53	$12,123.53	$11,729.32	$53,457.25
RITCHIE	RITCHIE COUNTY	0.20182180%	0.18321173%	$21,334.30	$17,037.87	$26,612.28	$26,612.28	$25,746.92	$117,343.65
MARION	RIVESVILLE TOWN	0.00101744%	0.00092831%	$107.65	$85.96	$134.18	$134.18	$129.72	$591.68
ROANE	ROANE COUNTY	0.56534922%	0.51321814%	$59,645.73	$47,633.92	$74,401.82	$74,401.82	$71,982.58	$328,065.87
HAMPSHIRE	ROMNEY CITY	0.06136816%	0.05570938%	$6,474.00	$5,170.23	$8,075.64	$8,075.64	$7,813.05	$35,608.56
GREENBRIER	RONCEVERTE CITY	0.09597893%	0.08712867%	$10,125.24	$8,086.16	$12,630.18	$12,630.18	$12,219.50	$55,691.28
PRESTON	ROWLESBURG TOWN	0.00243101%	0.00221803%	$257.21	$205.38	$320.59	$320.59	$309.95	$1,413.71
GREENBRIER	RUPERT TOWN	0.00731479%	0.00664029%	$771.67	$616.27	$962.58	$962.58	$931.28	$4,244.37
HARRISON	SALEM CITY	0.00417432%	0.00380862%	$441.65	$352.65	$550.49	$550.49	$532.23	$2,427.51
GILMER	SAND FORK TOWN	0.00027093%	0.00024720%	$28.67	$22.89	$35.73	$35.73	$34.54	$157.56
JEFFERSON	SHEPHERDSTOWN TOWN	0.00882283%	0.00804988%	$933.47	$745.37	$1,163.51	$1,163.51	$1,124.91	$5,130.78
HARRISON	SHINNSTON CITY	0.10663946%	0.09680619%	$11,249.87	$8,984.30	$14,033.04	$14,033.04	$13,576.74	$61,876.99
TYLER	SISTERSVILLE CITY	0.20851901%	0.18929139%	$21,997.60	$17,567.59	$27,439.70	$27,439.70	$26,547.48	$120,992.07
FAYETTE/KANAWHA	SMITHERS CITY	0.03828342%	0.03475329%	$4,038.69	$3,225.35	$5,037.84	$5,037.84	$4,874.03	$22,213.76
WETZEL	SMITHFIELD TOWN	0.00007098%	0.00006476%	$0.00	$0.00	$0.00	$0.00	$0.00	$0.00
RALEIGH	SOPHIA TOWN	0.04090935%	0.03713708%	$4,315.71	$3,446.59	$5,383.40	$5,383.40	$5,208.35	$23,737.44
KANAWHA	SOUTH CHARLESTON CITY	0.97502378%	0.88511643%	$102,859.59	$82,145.11	$128,306.59	$128,306.59	$124,134.60	$565,752.48
ROANE	SPENCER CITY	0.06457897%	0.05862412%	$6,812.72	$5,440.74	$8,498.16	$8,498.16	$8,221.84	$37,471.61
KANAWHA	ST. ALBANS CITY	0.48431890%	0.43965965%	$51,092.95	$40,803.55	$63,733.12	$63,733.12	$61,660.79	$281,023.52
PLEASANTS	ST. MARYS CITY	0.06228894%	0.05654525%	$6,571.14	$5,247.80	$8,196.81	$8,196.81	$7,930.28	$36,142.83
MONONGALIA	TOWN OF STAR CITY	0.04137150%	0.03755662%	$4,364.46	$3,485.52	$5,444.21	$5,444.21	$5,267.19	$24,005.60
HARRISON	STONEWOOD CITY	0.04777884%	0.04337313%	$5,040.40	$4,025.34	$6,287.37	$6,287.37	$6,082.94	$27,723.42
SUMMERS	SUMMERS COUNTY	0.35592007%	0.32310054%	$37,547.59	$29,986.03	$46,836.69	$46,836.69	$45,313.76	$206,520.77
NICHOLAS	SUMMERSVILLE CITY	0.70946753%	0.64404724%	$74,844.88	$59,772.17	$93,361.17	$93,361.17	$90,325.46	$411,664.85
BRAXTON	SUTTON TOWN	0.02102139%	0.01908300%	$2,217.64	$1,771.04	$2,766.27	$2,766.27	$2,676.33	$12,197.55
BOONE	SYLVESTER TOWN	0.00032037%	0.00029231%	$33.90	$27.07	$42.25	$42.25	$40.85	$186.31
TAYLOR	TAYLOR COUNTY	0.04308369%	0.03911093%	$26,748.35	$21,361.61	$33,365.77	$33,365.77	$32,280.86	$147,122.36
PRESTON	TERRA ALTA TOWN	0.00152490%	0.00139131%	$161.34	$128.83	$201.10	$201.10	$194.43	$886.78
TUCKER	THOMAS CITY	0.00016996%	0.00015507%	$0.00	$0.00	$0.00	$0.00	$0.00	$0.00
FAYETTE	THURMOND TOWN	0.00002437%	0.00002223%	$0.00	$0.00	$0.00	$0.00	$0.00	$0.00
OHIO	TRIADELPHIA TOWN	0.00031065%	0.00028343%	$32.87	$26.24	$40.97	$40.97	$39.61	$180.65
TUCKER	TUCKER COUNTY	0.12553428%	0.11395871%	$13,297.78	$10,619.79	$16,587.54	$16,587.54	$16,048.14	$73,140.81
PRESTON	TUNNELTON TOWN	0.00057009%	0.00052014%	$60.32	$48.16	$75.18	$75.18	$72.69	$331.53
TYLER	TYLER COUNTY	0.02039565%	0.01851496%	$2,156.30	$1,722.05	$2,689.75	$2,689.75	$2,602.29	$11,860.13
MONROE	UNION TOWN	0.00064247%	0.00058619%	$67.97	$54.28	$84.73	$84.73	$81.92	$373.62
UPSHUR	UPSHUR COUNTY	0.51081349%	0.46371117%	$53,887.98	$43,035.70	$67,219.63	$67,219.63	$65,033.93	$296,396.87
OHIO	VALLEY GROVE VILLAGE	0.00012426%	0.00011337%	$0.00	$0.00	$0.00	$0.00	$0.00	$0.00
WOOD	VIENNA CITY	0.28384332%	0.25767001%	$29,943.89	$23,913.61	$37,351.88	$37,351.88	$36,137.35	$164,698.61
MCDOWELL	WAR CITY	0.00202739%	0.00184977%	$214.50	$171.28	$267.36	$267.36	$258.49	$1,179.00
HARDY	WARDENSVILLE TOWN	0.00128460%	0.00117206%	$135.91	$108.53	$169.41	$169.41	$163.79	$747.04
WAYNE	WAYNE COUNTY	2.35858237%	2.14109652%	$248,817.33	$198,709.01	$310,373.62	$310,373.62	$300,281.59	$1,368,555.16
WAYNE	WAYNE TOWN	0.03555349%	0.03227509%	$3,750.70	$2,995.36	$4,678.60	$4,678.60	$4,526.47	$20,629.73
WEBSTER	WEBSTER COUNTY	0.37650405%	0.34178646%	$39,747.02	$31,742.52	$49,580.22	$49,580.22	$47,968.06	$218,618.04
HANCOCK/BROOKE	WEIRTON CITY	1.37283150%	1.24624214%	$144,826.09	$115,660.15	$180,655.42	$180,655.42	$174,781.27	$796,578.34
MCDOWELL	WELCH CITY	0.11948442%	0.10846671%	$12,604.94	$10,066.48	$15,723.35	$15,723.35	$15,212.09	$69,330.21

County	Government Name	Allocation Share (%) - Distributor Settlement	Allocation Share (%) - All Other Settlements	2024 Projected Disbursement Total	2025 Projected Disbursement Total	2026 Projected Disbursement Total	2027 Projected Disbursement Total	2028 Projected Disbursement Total	Total 2024-2028
BROOKE	WELLSBURG CITY	0.00689441%	0.00629041%	$729.44	$582.45	$909.20	$909.20	$879.04	$4,009.34
LINCOLN	WEST HAMLIN TOWN	0.03797018%	0.03446894%	$4,005.64	$3,198.96	$4,996.62	$4,996.62	$4,834.15	$22,032.00
OHIO	WEST LIBERTY TOWN	0.00247485%	0.00225803%	$261.84	$209.08	$326.37	$326.37	$315.54	$1,439.21
LOGAN	WEST LOGAN TOWN	0.01619803%	0.01470441%	$1,708.80	$1,364.67	$2,131.55	$2,131.55	$2,062.24	$9,398.82
HARRISON	WEST MILFORD TOWN	0.00151169%	0.00137925%	$159.94	$127.71	$199.35	$199.35	$192.74	$879.10
DODDRIDGE	WEST UNION TOWN	0.00070838%	0.00064632%	$74.95	$59.85	$93.42	$93.42	$90.32	$411.95
LEWIS	WESTON CITY	0.00959827%	0.00875738%	$1,015.52	$810.88	$1,265.78	$1,265.78	$1,223.78	$5,581.73
MONONGALIA	WESTOVER CITY	0.00937849%	0.00855685%	$992.26	$792.31	$1,236.79	$1,236.79	$1,195.76	$5,453.91
WETZEL	WETZEL COUNTY	0.48891511%	0.44383205%	$51,614.09	$41,219.74	$64,383.16	$64,383.16	$62,289.66	$283,889.80
OHIO/MARSHALL	WHEELING CITY	1.06918215%	0.97059243%	$112,792.77	$90,077.89	$140,697.20	$140,697.20	$136,122.32	$620,387.39
MARION	WHITE HALL TOWN	0.00276695%	0.00252455%	$292.75	$233.76	$364.89	$364.89	$352.79	$1,609.08
GREENBRIER	WHITE SULPHUR SPRINGS CITY	0.15848715%	0.14387298%	$16,719.51	$13,352.44	$20,855.85	$20,855.85	$20,177.70	$91,961.34
BOONE	WHITESVILLE TOWN	0.01476240%	0.01340115%	$1,557.35	$1,243.72	$1,942.63	$1,942.63	$1,879.47	$8,565.80
MINGO	WILLIAMSON CITY	0.39158961%	0.35548097%	$41,310.53	$32,991.17	$51,530.57	$51,530.57	$49,855.01	$227,217.84
WOOD	WILLIAMSTOWN CITY	0.05669029%	0.05146285%	$5,980.51	$4,776.12	$7,460.06	$7,460.06	$7,217.49	$32,894.25
BROOKE	WINDSOR HEIGHTS VILLAGE	0.00007729%	0.00007052%	$0.00	$0.00	$0.00	$0.00	$0.00	$0.00
PUTNAM	WINFIELD TOWN	0.03073651%	0.02790228%	$3,242.53	$2,589.53	$4,044.72	$4,044.72	$3,913.20	$17,834.70
WIRT	WIRT COUNTY	0.10751496%	0.09760096%	$11,342.23	$9,058.06	$14,148.25	$14,148.25	$13,688.21	$62,384.99
RANDOLPH	WOMELSDORF (COALTON) TOWN	0.00095261%	0.00086915%	$100.79	$80.48	$125.63	$125.63	$121.46	$553.97
WOOD	WOOD COUNTY	1.26224718%	1.14585485%	$133,160.06	$106,343.49	$166,103.26	$166,103.26	$160,702.29	$732,412.36
MARION	WORTHINGTON TOWN	0.00029750%	0.00027144%	$31.48	$25.13	$39.23	$39.23	$37.93	$173.01
WYOMING	WYOMING COUNTY	4.00244991%	3.63338236%	$422,236.21	$337,203.76	$526,695.56	$526,695.56	$509,569.66	$2,322,400.75
Total		100.00%	100.00%	$11,165,688.11	$8,889,998.22	$13,724,536.26	$13,724,536.26	$13,103,869.59	$60,608,628.43

AGENDA ITEM VII.5

City Council Regular Meeting Request for Action

TO:

FROM: Darla Armstrong

ITEM TYPE: COUNCIL BUSINESS

AGENDA SECTION: **COUNCIL BUSINESS**

SUBJECT:

The included resolution establishes the official date and time for Halloween trick-or-treating in the City of Ranson. For 2024, Halloween falls on Thursday, October 31. The resolution sets the trick-or-treating hours from 6:00 PM to 8:00 PM on that day. The Council is asked to approve the resolution to provide clarity and coordination for the community's Halloween activities.

ATTACHMENTS:

A RESOLUTION OF THE CITY OF RANSON CITY COUNCIL ADOPTING DESIGNATION OF TRICK.docx

Resolution 2024-20

A RESOLUTION OF THE CITY OF RANSON CITY COUNCIL ADOPTING DESIGNATION OF TRICK-OR-TREATING HOURS

WHEREAS, the City of Ranson recognizes the cherished tradition of Trick or Treating as an enjoyable and communal activity for residents of all ages;

WHEREAS, Halloween, celebrated on October 31st each year, brings joy and excitement to the hearts of our citizens, fostering a sense of unity within our community;

WHEREAS, it is the responsibility of this city administration to ensure the safety and well-being of our residents during this festive occasion;

NOW, THEREFORE BE IT RESOLVED BY THE CITY OF RANSON, that Thursday, October 31, 2024, from 6:00 PM to 8:00 PM shall be designated as the official Trick or Treating hours within the City of Ranson.

LET IT BE FURTHER RESOLVED BY THE CITY OF RANSON, that all participating residents should indicate their involvement by illuminating their front porch lights during these designated hours.

LET IT BE FURTHER RESOLVED BY THE CITY OF RANSON, that all traveling motorists are urged to exercise extreme caution and drive at reduced speeds throughout the city on the aforementioned date. Pedestrians, especially children, will be present in increased numbers, and it is our collective responsibility to ensure their safety.

LET IT BE FURTHER RESOLVED BY THE CITY OF RANSON, that parents and guardians are encouraged to accompany their children during these festivities, emphasizing the importance of visibility and traffic safety

Signed and approved this 17th day of September 2024.

_____

Keith D. Pierson, Mayor

ATTEST:

_____

Darla Armstrong, City Clerk

AFFIX CITY SEAL: