Special City Council Meeting
Agenda
Marina Event Center - 190 E. 13th Street, Riviera Beach, FL 33404
September 8, 2026
6:00 PM

Be advised, that the meeting location is subject to change. The public is encouraged to visit the City's website, www.rivierabch.com, for up to date information on meeting location and information.

Mayor
Douglas A. Lawson

Chairperson
Bruce Guyton - District 1

Chair Pro-Tem
Glen Spiritis, Ph.D - District 4

Councilpersons
KaShamba Miller-Anderson - District 2
Shirley D. Lanier - District 3
Fercella Davis-Panier - District 5

Administration
William E. Wilkins, City Manager
Debrah Hall, MMC, FCRM, City Clerk
Dawn S. Wynn, Esq., City Attorney

ADA Notice

This meeting is open to the Public. In accordance with the Americans with Disabilities Act of 1990, persons in need of a special accommodation to participate in the proceedings shall contact the Office of the City Clerk at 561-845-4090 no later than 2 days (48 hours) prior to the proceedings.
To request material in accessible format, sign language interpreters, hearing impaired accommodation, or any accommodation to review any document or participate in these proceedings, please contact the Florida Relay Services 1-800- 955-8771 (TDD) or 1-800-955-8770 (voice) for assistance.

Public Comments Information

If anyone wants to speak on an agenda item, please complete a public comment card located at the front desk and give it to the City Clerk staff before the City Council takes up the item for discussion and before the public comments section is announced. In no event will anyone be allowed to submit a comment card to speak on an agenda item after the title of the item is read or considered.

Consent Agenda: Total time allotted for comment on the Consent Agenda to each member of the public is three (3) minutes.

Regular Agenda: Members of the public will be given three (3) minutes to speak on any regular agenda item.

Please note that the time limit for public comment may be reduced by a vote of the City Council based on the voluminous nature of public comment cards.

Civility and Decorum: Please be reminded that the City of Riviera Beach is committed to civility and decorum by its officials, employees, and members of the public who attend this meeting. The City Council has adopted "Rules of Decorum Governing Public Conduct during Official Meetings", which provides in pertinent part:

- Board Members shall be recognized by the Chair and shall not interrupt a speaker.
- Public comment shall be addressed to the Board as a whole and not to any individual on the dais or in the audience.
- Displays of anger, rudeness, ridicule, impatience, lack of respect and personal attacks are strictly prohibited.
- Unauthorized remarks from the audience, stamping of feet, clapping, whistles, yells and similar demonstrations shall not be permitted.
- Offenders may be removed from the meeting.
- Please mute or turn off cell phone at the start of the meeting. Failure to do so may result in being barred from the meeting.

Lobbying - Ordinance 4001 - Adopted September 2011

Lobbyist registration and reporting forms are available for you online and in print. Forms can be obtained in the Office of the City Clerk and Council Chambers. Registration and reporting forms shall be submitted to the Office of the City Clerk.

CALL TO ORDER

Roll Call

Invocation and Pledge of Allegiance

AGENDA APPROVAL

Additions, Deletions, Substitutions

Disclosures

Adoption of Agenda

Comments From the Public on Consent Agenda (Three Minutes Limitation)

CONSENT AGENDA

Routine City Council Business. The Consent Agenda is approved by a single majority vote. Item(s) may be removed for open discussion at the request of the mayor or any city council member.

1. **Minutes**

2. **Board Appointments**

3. **Resolutions on Consent**

END OF CONSENT AGENDA

4. **Unfinished Business**

5. **Petitions and Communications for Filing**

6. **Awards and Presentations**

7. **Public Hearings**

8. **Ordinances on Second and Final Reading**

9. **Ordinances on First Reading**

9.a **Ordinance Number 4324: An Ordinance of the City Council of the City of Riviera Beach, Palm Beach County, Florida, fixing the adjusted tax valuation of real property located within the corporate limits of the City; levying a tax on all non-exempt real and personal property within the corporate limits of the City of Riviera Beach for the Fiscal Year 2026-2027 beginning on October 1, 2026 and ending on September 30, 2027 fixing the**

operating millage rate at 8.3500 mills thereon for said year; that the operating millage rate of 8.3500 is 4.14% higher than the rolled back rate of 8.0181; adopting the debt service millage rate for Fiscal Year 2026-2027 in the amount of 0.8000 for the General Obligation Bonds, Series 2026; providing a severability clause; and providing for an effective date.

Randy M. Sherman, Chief Financial Officer, CPA, CGFO, CTP, (561) 845-4045

Staff recommends a Motion to approve Ordinance Number 4324.
Cover Page
Ordinance_Number_4324.docx
City of Riviera Beach FY 2027 Tentative Annual Budget (First Reading 2026 09 08).cleaned (1).pdf
DR420TIF_2026_681.pdf
DR420_2026_681.pdf
DR420Debt_2026_2037.pdf
DR420MMP_2026_681.pdf

9.b **Ordinance Number 4325: An Ordinance of the City Council of the City of Riviera Beach, Palm Beach County, Florida, making appropriations and establishing a budget for the Fiscal Year 2026/2027 beginning on October 1, 2026, and ending on September 30, 2027; providing a severability clause; and providing for an effective date.**

Randy M. Sherman, Chief Financial Officer, CPA, CGFO, CTP, (561) 845-4045

Staff recommends a Motion to approve Ordinance Number 4325.
Cover Page
Ordinance Number 4325.docx
City of Riviera Beach FY 2027 Tentative Annual Budget (First Reading 2026 09 08).cleaned (1).pdf

9.c **Ordinance Number 4326: An Ordinance of the City Council of the City of Riviera Beach, Palm Beach County, Florida, modifying and updating the City's Five-Year Capital Projects Plan for Fiscal Years 2026/2027 through 2030/2031; providing for a severability clause; and providing for an effective date.**

Randy M. Sherman, Chief Financial Officer, CPA, CGFO, CTP, (561) 845-4045

Staff recommends a Motion to approve Ordinance Number 4326.
Cover Page
Ordinance Number 4326.docx
5-Year Capital Improvement Plan FY 2027 to FY 2031 (First Reading).pdf

COMMENTS FROM THE PUBLIC - 7:30 PM Non-Agenda Item Speakers (Three-

Minute Limitation)

Public Comments shall begin at 7:30 PM unless there is no further business of the City Council, which in that event, it shall begin sooner. In addition, if an item is being considered at 7:30 PM, then comments from the public shall begin immediately after the item has been concluded.

10. Items Tabled

REGULAR AGENDA

11. Resolutions on Regular Agenda

12. Discussion and Deliberation

13. Confirmation of Direction

14. Discussion by City Manager

15. Discussion by City Attorney

16. City Council Committee Reports

17. Statements by the Mayor and City Council

ADJOURNMENT

Appeals

If any interested person desires to appeal any decision of the City Council with respect to any matter considered at this meeting, at his or her own expense, that person will need a record of the proceedings and for such purpose may need to ensure that a verbatim record of the proceedings is made, which record includes the testimony and evidence upon which the appeal is to be based, pursuant to Section 286.0105, F.S. The City of Riviera Beach does not prepare or provide such a record.

City of Riviera Beach

To: Honorable Mayor, Chairperson and City Councilmembers

From: Randy M. Sherman, Chief Financial Officer, CPA, CGFO, CTP

Through: William E. Wilkins, City Manager

Subject: **Ordinance Number 4324: An Ordinance of the City Council of the City of Riviera Beach, Palm Beach County, Florida, fixing the adjusted tax valuation of real property located within the corporate limits of the City; levying a tax on all non-exempt real and personal property within the corporate limits of the City of Riviera Beach for the Fiscal Year 2026-2027 beginning on October 1, 2026 and ending on September 30, 2027 fixing the operating millage rate at 8.3500 mills thereon for said year; that the operating millage rate of 8.3500 is 4.14% higher than the rolled back rate of 8.0181; adopting the debt service millage rate for Fiscal Year 2026-2027 in the amount of 0.8000 for the General Obligation Bonds, Series 2026; providing a severability clause; and providing for an effective date.**

Date: September 08, 2026

CC: General Public

Background:

The premise of this memorandum is to seek approval from the City Council to adopt the three budget-related Ordinances presented on the September 8, 2026 agenda. The projected general fund revenues for FY 2027 amounts to $126.65 million reflecting an increase of 5.13% over the prior year of which $79.411 million or 63%, are anticipated to be derived from ad valorem tax revenues, contingent on a millage rate of 8.3500 which is the same as the FY2027 adopted millage rate of 8.3500. The City collects approximately 39% of the entire tax bill levied on real and tangible property located within the City's municipal boundaries. The balance of the tax levy is distributed to other government entities such as Palm Beach County and the Palm Beach County School District.

The FY 2027 tentative general fund budget of expenditures is $126.151 million which is 4.72% higher than the FY 2026 adopted budget. The millage rate of 8.3500 mills is the same as the previous year's budget; however, an ad valorem tax revenue increase is presented as taxable value within the City's municipal boundaries has increased by approximately 4.61% resulting in additional ad valorem tax revenue of $3.498 million. The proposed FY 2027 budget for the General Fund proposes an increase of 4.72% over FY 2026 adopted budget due to increases in wages stipulated in the collective bargaining agreements and increases for goods, services and commodities.

Personnel costs which include salaries and benefits total approximately $67 million or 53% of the total general fund budget for FY 2027. For FY 2027, the Police Department is the City's largest department with budgeted expenditures of $33.916 million. The Communications and Marketing Department is the smallest department with budgeted expenditures of $0.789 million. Public Safety (Fire and Police) accounts for $57.76 million or 46% of the total FY 2027 general fund budget. The FY 2027 budget includes the full funding of wages and salaries commitments as per the union contracts, full funding of health insurance benefits, and full funding to meet the required pension obligations.

In March 2024, the voters of Riviera Beach approved the issuance of General Obligation (GO) Bonds of up to $115 million to fund the construction of a new police station, a new fire station on Singer Island, and parks and recreational facilities.

For FY 2027, a debt service millage rate of 0.8000 mills is being levied for the first time for property owners. This dedicated property tax levy will be used to pay the principal and interest on the voter-approved general obligation bonds, Series 2026. The debt service millage rate is separate from the operating millage rate. The debt service millage rate will be adjusted annually based on the actual debt repayment requirements.

The City-wide FY 2027 proposed annual operating budget proposed is approximately $248.955 million which includes the following funds:

	FY 2027 Tentative Budget
Governmental Funds:	
General	$ 126,151,165
Debt Service	11,188,392
General Obligation Bonds	7,565,102
Major Disaster	1,184,411
Total Governmental Funds	**146,089,070**
Total Governmental Funds	
Utility Special District Operating	54,165,765
Utility Special District Debt Service	13,894,905
Marina Operating	6,102,999
Solid Waste Collection	7,045,200
Stormwater	3,727,325
Parking	1,600,000
Total Enterprise Funds	**86,536,194**
Total Enterprise Funds	
Information Technology	6,406,285
General Insurance	7,575,559
Fleet Services	2,347,673
Total Internal Service Funds	**16,329,517**
Total FY 2027 Tentative Operating Budget	**$ 248,954,781**

Significant Budget Changes for FY 2027:

The following summarizes the changes that are included in the FY 2027 operating budget:

City Administration:

- Professional services reduced from $693,500 to $200,000.
- Special events activities funding reduced from $500,000 to $200,000.
- Contingency funds reduced from $500,000 to $200,000.
- Transfer to pay as you go capital project fund reduced from $4,250,000 to $4,000,000.

City-wide:

- Cost of living adjustment of 6% for non-represented employees.

- Travel costs reduced from $370,078 to $307,648.
- Promotional activities reduced from $244,616 to $85,000.
- Travel Protocols (newly established):
  - Department Directors and above are limited to three (3) trips per fiscal year, of which two (2) trips may be out-of-state;
  - Assistant Directors and Managerial staff are limited to three (3) trips per fiscal year, of which one (1) trip may be out-of-state;
  - Remaining employees are limited to up to two (2) trips per fiscal year, depending on the position;
  - Take-Home Cars (non-public safety) are being rescinded.

Insurances:
- Commercial General Liability and Workers' Compensation Reserves: Reduced by $1,000,000.

Debt Service Payments:
- Debt service payments increased from $8.96 million to $11.188 million, driven by a $2.00 million increase for the anticipated $60 million bond issuance for the new Police Station and other infrastructure projects.

Other Programs and Activities:
- Community grants program decreased from $100,000 to $0.
- Educational assistance program decreased from $200,000 to $0.

Personnel Changes for FY 2027

GENERAL FUND:

City Administration:
- Add Assistant to the Intergovernmental Affairs Manager position.

Communications and Marketing:
- Eliminate funding for vacant Graphic Design Assistant position.

Finance:
- Reduce one full-time Customer Service Representative position to part-time.
- Reduce one full-time Accounting Technician position to part-time.

Development Services:

- Eliminate funding for vacant Community Inspector position.

Fire:

- Eliminate funding for nine vacant Firefighter positions.

Human Resources:

- Add Senior Human Resources Generalist position.
- Add Human Resources Generalist position.
- Add Administrative Assistant II position.
- Eliminate funding for vacant Senior Human Resources Program Administrator position.
- Eliminate funding for vacant Assistant to Director position.
- Eliminate funding for vacant Human Resources Business Partner II position.

Police:

- Eliminate funding for two (2) vacant Administrative Assistant position.
- Eliminate funding for vacant Police Service Aide position.
- Delete vacant Communications Operator position.
- Add new Budget Analyst position.
- Freeze funding for six (6) Police Officer positions to be funded through the General Fund.
- Freeze funding for three (3) Police Officer positions for three months to be funded through the General Fund.
- Freeze funding for Multimedia Communications Specialist position.
- Transfer in Technology Administrator position from Information Technology Department.

Parks and Recreation:

- Eliminate funding for three vacant part-time Summer Camp Aides positions.

Library:

- Add one Senior Librarian Assistant position.

<u>INTERNAL SERVICE FUND:</u>

Information Technology:

- Transfer Technology Administrator position from the Information Technology Department to the Police Department.

ENTERPRISE FUNDS:

Marina:

- Add funding for two (2) Marine Unit Police Officer positions.

Capital Projects:

The City-wide Five-Year Capital Projects Plan for FY 2026/2027 through FY 2030/2031 is estimated at $828.561 million, which includes $250.697 million for general government projects, $553.328 million for USD and $24.536 million for the Marina. The FY 2027 capital budget amounts to $49.562 million which includes $35.552 million for general government, $12.510 million for the USD and $1.5 million for the Marina. Approximately $698.983 million is allocated to completing projects, which were started in previous years' budgets with $168.604 million for general government, $513.343 million for USD, and $17.036 million for Marina. Included in the Five-Year Capital Projects Plan is approximately $671.586 million for bond proceeds, grants or public private partnerships, which are necessary to ensure construction of the infrastructure and capital projects disclosed in the Five-Year Capital Projects Plan for FY 2027 through FY 2031. The City anticipates issuing public improvement bonds in an amount up to $60 million for general government projects with $22 million for the Police Station, $21 million for Parks and Recreation projects, and $17 million for street and roadway improvement projects. The City issued general obligation bonds in August 2026 in the amount of $115.0 million to fund the construction of Fire Station 86 - $25 million, Inlet Grove Sports Complex - $45 million, Dan Calloway Recreation - $6.5 million, Parks Master Plan projects - $3.5 million, and the new Police Station - $35 million.

On June 17, 2026, the District's Board authorized the negotiated sale of Water and Sewer Revenue Bonds, Series 2026 in the initial aggregate principal amount not to exceed $475,000,000 for the purpose of financing the construction of the new water treatment facility and other utility projects. The District seeks to fund the projects through a combination of bond issuance and loan (s) through the State of Florida SRF loan program.

City Goals:

The City Wide Goals are:

- Enhance Government Stewardship: Strengthen the city's governance by ensuring transparency, accountability, and efficient use of resources.
- Achieve a Sustainable Economy: Foster economic growth and stability through strategic investments and policies that support local businesses and attract new investments.
- Accelerate Operational Excellence: Improve the efficiency and effectiveness of city

services through continuous improvement initiatives and innovation.

- Build Great Neighborhoods: Invest in community development to enhance the quality of life for residents, including improvements in public safety, infrastructure, and recreational

Fiscal/Budget Impact:

At this time, there are no immediate fiscal or budget impact.

Recommendation:

Staff recommends a Motion to approve Ordinance Number 4324.

Attachments:

1. Ordinance_Number_4324.docx
2. City of Riviera Beach FY 2027 Tentative Annual Budget (First Reading 2026 09 08).cleaned (1).pdf
3. DR420TIF_2026_681.pdf
4. DR420_2026_681.pdf
5. DR420Debt_2026_2037.pdf
6. DR420MMP_2026_681.pdf

Ordinance Number 4324

An Ordinance of the City Council of the City of Riviera Beach, Palm Beach County, Florida, fixing the adjusted tax valuation of real property located within the corporate limits of the City; levying a tax on all non-exempt real and personal property within the corporate limits of the City of Riviera Beach for the Fiscal Year 2026-2027 beginning on October 1, 2026 and ending on September 30, 2027 fixing the operating millage rate at 8.3500 mills thereon for said year; that the operating millage rate of 8.3500 is 4.14% higher than the rolled back rate of 8.0181; adopting the debt service millage rate for Fiscal Year 2026-2027 in the amount of 0.8000 for the General Obligation Bonds, Series 2026; providing a severability clause; and providing for an effective date.

Whereas, Florida Statutes Section 200.065 requires two public hearings on the millage and budget and the millage rate being presented for adoption on first reading remains the same as the current year; and

Whereas, the assessment of ad valorem taxes requires the establishment of a rate of taxation.

Now, therefore, **be it hereby ordained by the City Council of the City of Riviera Beach, Palm Beach County, Florida as follows:**

Section 1: That for the fiscal year beginning on October 1, 2026 and ending on September 30, 2027, the adjusted valuation on all non-exempt real and personal property within the City of Riviera Beach is hereby determined to be and is fixed as follows: Real Property and Tangible Business Personal Property on which tax can be extended, exclusive of exempt homestead property, $9,954,081,049, subject to final approval of the Value Adjustment Board

Section 2: That for the fiscal year beginning on October 1, 2026 and ending on September 30, 2027, a tax of 8.3500 mills, which is 4.14% more than the rolled-back rate of 8.0181 mills, on the dollar shall be, and is levied and shall be collected on all real property and tangible business personal property within the City of Riviera Beach, Florida, not specifically designated as homestead property or owned by the municipality and/or expressly exempted by the laws of the Constitution of the State of Florida for the purpose of raising funds for the improvements and government of the City, and for the payment of its obligations and expenses, and for the purpose of carrying out the purpose and duties granted and imposed by the City Charter and Code. Said non-exempt real and personal property being specifically set forth in Section 1 hereof and valued in the amount of $9,954,081,049 subject to final approval of the Value Adjustment Board.

Section 3: As provided by Florida Statutes Section 200.065(5), upon notification from the Property Appraiser of any aggregate change in the certified assessment roll, the City Manager is hereby authorized to certify to the Property Appraiser, within three (3) days of notification, an adjusted millage rate which shall be such that taxes computed by applying the adopted rate against the certified taxable value are equal to the taxable value on the roll to be extended.

Section 4: Adopted Final Millage. The Fiscal Year 2026-2027 final operating millage rate for the City of Riviera Beach to balance the City Budget for Fiscal Year 2026-2027 is hereby established at 8.3500 mills, which is $8.3500 per $1,000 of assessed property.

Section 5: Rolled-Back Rate Established. The rolled-back rate for the City of Riviera Beach is hereby established at 8.0181 mills. The final millage rate of 8.3500 mills is 0.3319 mills or 4.14% higher than the rolled-back rate.

Section 6: Adopted Voted Debt Service Millage. The Fiscal Year 2026-2027 voted debt service millage for the City of Riviera Beach is hereby established at 0.8000 mills.

Section 7: Aggregate Millage. The aggregate final millage rate of 9.1500 is hereby established (a combined total millage of 8.35000 mills for operating and 0.8000 mills for debt service).

Section 8: If any word, phrase, clause, subsection or section of this Ordinance is for any reason held unconstitutional or invalid, the invalidity thereof shall not affect the validity of any remaining portion of this Ordinance.

Section 9: That all sections or parts of sections of the Code of Ordinances, all Ordinances or parts of Ordinances and all Resolutions or parts of Resolutions, in conflict herewith are and the same are hereby repealed to extent of such conflict.

Section 10: This Ordinance shall be in full force and effective October 1, 2026, upon its passage and adoption.

Passed and Approved on the First Reading this___day of_____2026.
Passed and Adopted on Second and Final Reading this_____day of_____2026.

Approved:

Douglas A. Lawson
Mayor

Bruce Guyton
Chairperson

Attest:

Glen Spiritis
Chair Pro Tem

Debrah Hall-McCullon, CMC, FCRM
Certified Municipal Clerk
City Clerk

KaShamba Miller-Anderson
Councilperson

Shirley D. Lanier
Councilperson

Fercella Davis Panier
Councilperson

1st Reading		**2nd & Final Reading**	
Motioned By:_____		**Motioned By:** _____	
Seconded By:_____		**Seconded By:** _____	
B. Guyton	_____	**B. Guyton**	_____
K. Miller-Anderson	_____	**K. Miller-Anderson**	_____
S. Lanier	_____	**S. Lanier**	_____
G. Spiritis	_____	**G. Spiritis**	_____
F. Davis Panier	_____	**F. Davis Panier**	_____

Reviewed as to Legal Sufficiency

_____
Dawn S. Wynn, City Attorney

Date: _____

Riviera Beach

CITY OF RIVIERA BEACH, FLORIDA

TENTATIVE ANNUAL BUDGET

FISCAL YEAR 2026-2027

Riviera Beach
Florida

All-America City
NATIONAL CIVIC LEAGUE

2026

FOR FISCAL YEAR
October 1, 2026 through
September 30, 2027

Table of Contents

City Manager's Budget Message	1
Riviera Beach 2030 Strategic Focus Areas	11
Budget Overview	15
Palm Beach County Property Value Change	23
Palm Beach County Proposed Operating Millage Rates	24
Riviera Beach Tax Bill and Millage Rates	25
Organizational Chart	26
Position Summary	27
Department Budgets	28
FY 2027 Tentative Annual Budget Summaries	128

City Manager's Office
1481 W. 15th Street, Suite 238
Web: www.rivierabch.com
Office: 561-845-4065
Email: Wwilkins@rivierabeach.org

September 8, 2026

Honorable Mayor Douglas A. Lawson
Honorable Chairperson, Bruce Guyton
Honorable Chair Pro-Tem, Glen Spiritis
Honorable Councilmember, Shirley Lanier
Honorable Councilmember KaShamba Miller-Anderson
Honorable Councilmember, Fercella Davis Panier

Dear Honorable Mayor, Chair, and City Council Members:

Subject: City of Riviera Beach FY 2026-2027 Amended Tentative Annual Operating Budget

I am pleased to submit the Amended Tentative Annual Operating Budget Document (Budget) for Fiscal Year 2026–2027 (FY 2027) for the City of Riviera Beach. This budget will be presented at the Budget Public Hearing on Tuesday, September 8, 2026, at 6:00 pm. This Budget was developed with the involvement and input of the elected officials over four budget workshops. Through an intentional and thoughtful process, a collaborative approach was undertaken to ensure that programs, activities, systems, and services were carefully considered.

Centered on efficiency and effectiveness, the FY 2027 Budget projects revenues and expenditures while simultaneously outlining resource allocations that intentionally and strategically create opportunities for the effective administration, production, and delivery of quality services to our residents, property owners, and visitors, to whom we are unequivocally responsible.

The FY 2027 Budget maintains the operating millage rate at 8.35, consistent with FY 2026, while reflecting a 4.66 percent increase in taxable property values. The preliminary taxable value for FY 2027 is estimated at $9.954 billion, with ad valorem revenues projected at $78.96 million, an increase from $75.46 million in FY 2026. The General Fund Budget is proposed at $126.151 million, reflecting a 4.72 percent increase

over the prior year. Major budget impacts and transfers include:

- $10.03 million to the Community Redevelopment Agency (CRA).
- $11.19 million for debt service.
- $1.13 million to the Major Disaster Fund to enhance hurricane preparedness.
- $4.0 million to the Pay-As-You-Go Capital Projects Fund to support critical infrastructure improvements, including roadway repaving, resurfacing, and other capital improvements with a useful life exceeding five years.
- Increase in wages and benefits of $1.9 million for Police Officers and Sergeants for the PBA collective bargaining agreement ratified in April 2026.
- Increase of $2.67 million in pension contribution costs for the City sponsored and the Florida Retirement System pension plans.

Property Tax Reform – Ballot Measure

The most significant issue impacting the FY 2027 Budget is the passage of House Joint Resolution 1-F (HJR 1-F), relating to homestead property tax exemptions, which would significantly restrict how local governments collect and utilize ad valorem property tax revenues. The proposed measure provides additional property tax relief for homestead property owners beginning in FY 2027, with the financial impacts becoming more significant in FY 2028 and subsequent years.

Homestead Exemption Increases:

- 2027 maximum exemption after $100,000 is $150,000
- 2028 maximum exemption after $100,000 is $250,000

The Palm Beach County Property Appraiser's Office has provided estimates of the impacts related to the 2026 Property Tax Proposal Ballot Amendment. For Tax Year 2025 (FY 2026), Riviera Beach has the following parcel counts:

- Total Number of Parcels – 17,148
- Total Residential Parcels – 13,791
- Total Number of Homesteads – 7,171

Number of homestead properties not paying property taxes (except for School Board):

- Assessed value less than $50,000 – 898
- Assessed value less than $150,000 – 2,761
- Assessed value less than $250,000 – 4,500

Property Tax Revenue Spending would be restricted to:

- Public safety- Police, Fire & EMS
- Financing infrastructure
- Debt service
- Retirement benefits
- Operations and administration

For this to become applicable legislation requires a referendum from the taxpayers to approve these changes with a 60 percent approval rate. If the referendum passes, this could result in potential changes. The changes would have a major impact on Public Services:

- Operate and maintain parks, playgrounds and community centers
- Maintain streets, sidewalks and buildings
- Maintain right of ways and landscaping
- Fund capital projects
- Fund City events
- Fund debt services
- All City Departments and their operations

As you are aware, local governments are currently under significant pressure to provide the necessary resources to maintain the quality of life within their communities. We are now at a crossroads due to the uncertainty surrounding HJR 1-F and the potential reduction or loss of property tax revenues.

Under the guidance and direction of the elected officials, the management team has developed this Budget using a conservative and cautious approach in anticipation of the fiscal environment that may result from the implementation of measures associated with HJR 1-F, including the potential elimination and/or reduction of homestead property taxes and the resulting impact on City revenues.

If the proposed referendum is approved, the City could experience an estimated loss of $6.874 million in ad valorem tax revenue in FY 2028 and $9.719 million in FY 2029. These reductions would significantly impact the City's ability to maintain existing programs, services, and operations at current levels.

This action would require the City to identify alternative revenue sources, reduce service levels, or pursue opportunities to consolidate operations with other governmental entities to maintain the funding and delivery of essential services.

If the referendum passes, the immediate impact in FY 2027 is anticipated to be minimal. However, in subsequent fiscal years, if the City is unable to identify new revenue sources or achieve sufficient reductions in service levels and operating costs, additional measures may become necessary, including the potential elimination of programs and positions.

A brief overview of the anticipated impact of the proposed property tax reform is provided below:

	($ millions)
FY 2027 Total Funds supported by property taxes	$ 126.151
Less: Public Safety	(57.760)
Remaining for other City operations and services	**$ 68.391**

	Year 1 Impact ($ millions)	Year 2 Impact ($ millions)
Revenues	$ 126.151	$ 132.459
Property tax loss due to homestead exemptions	(6.874)	(9.719)
Remaining revenues	119.277	122.740
Less: Public Safety	(57.760)	(62.381)
Debt service payments	(12.000)	(13.000)
Remaining for other City operations and services	**$ 49.517**	**$ 47.359**

Workforce

As the City continues to invest in dynamic redevelopment and infrastructure initiatives, our priorities extend beyond construction and physical improvements to include continued investment in our workforce. Our employees are essential to the effective delivery of City services and are encouraged to pursue professional development opportunities that enhance their knowledge, skills, and ability to consistently provide high-quality services to our community.

In support of this commitment, City departments will continue to pursue professional accreditation standards, particularly in Fire Rescue, Public Works, and Parks and Recreation, as part of the City's ongoing commitment to operational excellence and continuous improvement.

The FY 2027 Budget includes recommended personnel changes that reflect a variety of operational and fiscal considerations, including the need to maintain uninterrupted, quality services while responsibly allocating available resources. The proposed personnel changes are outlined below:

City Administration:

- Add Assistant to the Intergovernmental Affairs Manager position.

Communications and Marketing:

- Eliminate funding for vacant Graphic Design Assistant position.

Finance:

- Reduce one full-time Customer Service Representative position to part-time.
- Reduce one full-time Accounting Technician position to part-time.

Development Services:

- Eliminate funding for vacant Community Inspector position.

Fire:

- Eliminate funding for nine vacant Firefighter positions.

Human Resources:

- Add Senior Human Resources Generalist position.
- Add Human Resources Generalist position.
- Add Administrative Assistant II position.
- Eliminate funding for vacant Senior Human Resources Program Administrator position.
- Eliminate funding for vacant Assistant to Director position.
- Eliminate funding for vacant Human Resources Business Partner II position.

Police:

- Eliminate funding for vacant Administrative Assistant position.
- Eliminate funding for vacant Police Service Aide position.
- Delete vacant Communications Operator position.
- Add new Budget Analyst position.
- Freeze funding for six (6) Police Officer positions to be funded through the General Fund.
- Freeze funding for three (3) Police Officer positions for three months to be funded through the General Fund.
- Freeze funding for Multimedia Communications Specialist position.
- Transfer in Technology Administrator position from Information Technology Department.

Parks and Recreation:

- Eliminate funding for three vacant part-time Summer Camp Aides positions.

Library:

- Add one Senior Librarian Assistant position.

Information Technology:

- Transfer Technology Administrator position from the Information Technology Department to the Police Department.

Marina:

- Add funding for two (2) Marine Unit Police Officer positions.

With consideration toward ensuring that employees are fairly compensated considering the rising cost of living and the uncertain and unstable economy, City Administration recommended a four (4) percent salary increase for non-represented employees. Based on discussions by the elected officials at the budget workshop, the FY 2027 budget now includes an increase of 6% for non-represented employees. Employees represented by unions (SEIU, PMSA, PBA, and IAFF) will receive compensation in accordance with existing contract provisions. The City Council will be kept abreast of negotiations between the City and IAFF.

Significant Reductions and Increases to Programs and Activities

Other significant programmatic and fiscal adjustments recommended for inclusion in the FY 2027 Budget are outlined below:

City Administration:

- Professional Services reduced from $693,500 to $200,000.
- Special Events Activities reduced from $500,000 to $200,000.
- Contingency funds reduced from $500,000 to $200,000.
- Pay as you go capital project fund reduced from $4,250,000 to $4,000,000.

City-wide:

- Travel expenses reduced from $370,078 to $307,648.
- Promotional activities reduced from $244,616 to $85,000.
- Travel Protocols (newly established):
    - Department Directors and above are limited to three (3) trips per fiscal year, of which two (2) trips may be out-of-state.
    - Assistant Directors and Managerial staff are limited to three (3) trips per fiscal year, of which one (1) trip may be out-of-state.
    - Remaining employees are limited to two (2) trips per fiscal year, depending on the position.
    - Take-Home Cars (non-public safety) are being rescinded.

Insurance:

- Commercial General Liability and Workers' Compensation Reserves reduced by $1,000,000.

Debt Service Payments:

- Debt service payments increased from $8.96 million to$ 11.188 million, driven by a $2.29 million increase for the anticipated $60 million bond issuance for the new Police Station and other infrastructure projects.

Other Programs and Activities:

- Community grants decreased from $100,000 to $0.
- Educational assistance decreased from $200,000 to $0.

General Obligation Bonds

In March 2024, the voters of Riviera Beach approved the issuance of General Obligation (GO) Bonds of up to $115 million to fund the construction of a new police station, a new fire station on Singer Island, and parks and recreational facilities.

For FY 2027, a debt service millage rate of 0.800 mills is being introduced for the first time for property owners. This dedicated property tax levy will be used to pay the principal and interest on these voter-approved bonds and will be separate from the operating millage rate. The debt service millage rate will be adjusted annually based on the actual debt repayment requirements.

Capital Improvement Projects and Activities

In continuation of the Reimagine Riviera Beach initiative, we remain committed to advancing significant capital and infrastructure improvements throughout the City. The development and construction of major capital projects, complemented by improvements to existing and aging infrastructure systems, remain priorities for City Administration.

With guidance and direction from the City Council, funding has been allocated to advance and complete major projects that demonstrate the City's continued progress toward improving the quality of life within our community. Brief descriptions of the significant capital projects and infrastructure initiatives currently underway are provided below:

Police Department

<u>New Police Department Station/Facility</u>
The City is advancing the development of a new Police Department facility, with completion and opening anticipated in the first quarter of 2029.

Fire Department

Fire Station 86 – 5010 N. Ocean Drive
Demolition and piling installation have been completed, and construction of the new water tank and associated equipment is nearing completion. Overall project completion is anticipated in the fourth quarter of 2028.

Public Works Department

Citywide Asphalt Pavement Restoration
Roadway improvements are progressing using a data-driven, worst-first pavement management strategy. Project completion is anticipated in October 2026.

Parks and Recreation Department

Municipal Beach Improvements
The project will include a boardwalk, pickleball and tennis courts, pavilions, an aquatic feature, an enhanced playground, restroom improvements, and other community-supported enhancements. Completion is anticipated in the fourth quarter of 2028.

The Richard and Annie Brooks Center Playground
Installation of the STEM playground is underway, with project completion anticipated in the third quarter of 2027.

Lindsey Davis Senior Community Center (Renovation)
The Lindsey Davis Senior Community Center Renovation Project continues to advance through the construction phase and is expected to be fully renovated and reopened in First quarter of 2027.

Lone Pine Park (Renovation)
Improvements include a new playground, upgraded tennis court, new pickleball and basketball courts, shaded pavilions, site furnishings, landscaping, and other park enhancements. Completion is anticipated in the third quarter of 2027.

Utility Special District (USD or District)

Intracoastal Waterway Crossing – Water Main and Sanitary Force main
The District's engineering consultant is designing a 16-inch-inside-diameter potable water main and a 16-inch-inside-diameter sanitary sewer force main to replace aging infrastructure.

Raw Water Wellfields
Rehabilitation of the District's public water supply wells is ongoing to restore operational capacity and address aging infrastructure resulting from deferred maintenance.

New Water Treatment Plant Update

The Utility Special District continues to advance the new water treatment facility and supporting infrastructure, including the wellfield, transmission systems, injection wells, and Avenue "U" Maintenance Facility. The project is anticipated to be completed in the third quarter of 2030.

For additional details regarding the City's capital projects, including a comprehensive description and current status of each project, please refer to the latest Reimagine Riviera Beach Memorandum, available on the City's Capital Improvement Projects webpage: https://www.rivierabch.com/cip.

Public Hearings Dates

- Tuesday, September 8, 2026: First public hearing to adopt proposed millage rate and tentative budget.
- Tuesday, September 22, 2026: Second public hearing and final reading to adopt final millage rate and budget.

In closing, I would be remiss not to acknowledge that for the past eight (8) consecutive years, the City's budget process has received national recognition from the Government Finance Officers Association (GFOA), earning the Distinguished Budget Presentation Award. Therefore, it is hopeful that the FY 2027 Adopted Budget brings forth the same accolades which consistently illustrates staff's unwavering commitment to exceptional work products.

At this time, I would like to thank our administrative staff, Finance Department staff, Department Directors, and others involved in producing this proposed budget for FY 2027. Their attention to detail, dedication, and professional knowledge were instrumental in the production of this document.

Thank you to our Mayor and City Council for your continued leadership, support, and guidance. Your direction, thoughtful input, and partnership with staff are invaluable as we enter a new fiscal year. Together, these efforts are undertaken on behalf of the residents and businesses of Riviera Beach, with a shared commitment to advancing the City's priorities, strengthening our organization, and delivering quality services that support a thriving community.

Sincerely,

Kevin Coppin
Assistant City Manager – Riviera Beach

VISION, MISSION, AND VALUES

Our Vision

The Best Waterfront City in which to Live, Work, and Play.

Our Mission

We are committed to creating an exceptional City by providing excellent customer service, progressive leadership, and accountable stewardship.

Our Values

PROFESSIONALISM	We expect and demand courteous and professional service of all those who represent the City.
ETHICS AND INTEGRITY	We will continue to recruit and employ individuals with the highest professional and ethical standards to ensure that there is transparency and accountability in all phases of administration, operations and governance.
EXCELLENCE IN CUSTOMER SERVICE	We pride ourselves on our customer-centric focus and ensuring that City employees are courteous, respectful, and compassionate in interactions with our community. We strive to not only meet but also exceed the expectations of all who we serve.
DIVERSITY	We celebrate diversity as a core tenant and fundamental aspect of government, and we look to be inclusionary in activities and programs in an effort to ensure everyone is equally part of the process.
RESPECT FOR OPINIONS	We respect all opinions and welcome collegial and productive conversations intended to move the City progressively forward.
TRANSPARENCY	We are acutely aware public trust is paramount to every conceivable aspect of government. We understand transparency is at the forefront as it is the bedrock for “good” governance.
INNOVATION	We are a City, which embraces innovation, creativity, and accountability and acknowledges the best ideas and solutions to issues in the 21st century are derived from an environment that promotes these respected ideals.

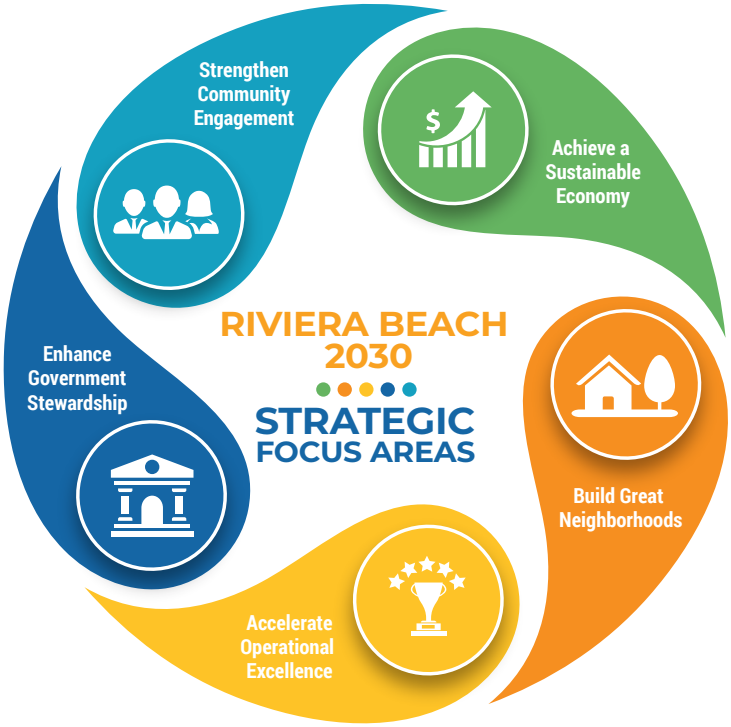

GOAL #1: ACHIEVE A PROSPEROUS, RESILIENT, AND SUSTAINABLE ECONOMY

Objectives

1. Create and promote a new brand and image for the City through a City designed media strategy and plan of action which presents a "renewed sense of community" and leadership, for presentation to the local public and the public at large.
   - Develop content and public information campaigns, press releases, special interest and community news stories, and other features and formats including RBTV, website, newsletters, social media marketing, and news articles.
   - Target multiple audiences such as residents, employees, businesses, tourists and visitors as well as other municipal, county, state, regional, national, public, private sector publications, and news sources, such as *South Florida Business Journal*, *Florida Trend*, and the Florida League of Cities *Quality Cities.*
2. Continue to leverage existing natural and geographic assets and locations such as the Atlantic Ocean and beaches, MacArthur State Park, Lake Worth Lagoon (Intracoastal Waterway), the City Marina, Peanut Island, Riviera Beach's Singer Island, and Port of Palm Beach.
3. Broaden the industrial base with diversification initiatives by targeting the logistics (manufacturing and distribution) and emerging clusters in order to build on the City's unique assets and competitive strengths such as the Port of Palm Beach, daily Rail-to-Ferry access, industrial park, and close proximity to Interstate 95 which provide stability during downturns that may disproportionately impact any single cluster or industry.
4. Develop and attract new economically sustainable development which fosters environmental quality, creates vibrancy, and creates a unique sense of place for the City, downtown and other venues of the City to include:
   - Combination of public sector and private sector facilities, services and amenities.
   - Development of a new City Hall complex and other City facilities.
   - Creation of arts, culture, entertainment, and retail venues and amenities, such as restaurants, bowling alleys, movie theater for local residents and families.

- A natural and built environment to attract new industries such as film and television.
- Clean, green, and beautify industrial zones, port vistas and perimeters, and gateways to remove visual blight and beautify the City.
- Develop quality hotels.
- Explore creating connections with Peanut Island for eco-tourism and other unique lodging, recreation and retail outlets.
- Develop a diversity of recreational offerings to both attract tourists and serve the local residents and community to include:
  - » Regional sporting events such as beach polo, volleyball, triathlon, fishing, sailing, kayaking, and diving.
  - » Local sports and athletic leagues for resident youth and families.
- Expand transportation and market to business and industry the different modes of transport within or in proximity to the City, such as railway, waterway, airway, and ground.
- Expedite the permit, preliminary zoning and business tax receipts processing.
- Create and develop workforce and career liaison for residents of the City through collaborative partnerships for training, apprenticeships, internships with business, community and regional partners, such as the Palm Beach County School Board, Palm Beach State College, Port of Palm Beach and private enterprises to create opportunities and outcomes for residents' skills upgrade, credentialing and ultimately job placement.

5. Employ safe development practices in business districts and surrounding neighborhoods by locating structures outside of floodplains, preserving natural lands that act as buffers from storms, and protecting downtowns and other existing development from the impacts of extreme weather.
6. Create a Business Development Ombudsman who will focus on the following:
   - » Development of local business.
   - » Enhance equitable contracting opportunities with and within the City.
   - » Market to attract new businesses and major employers to the City.
7. Develop zoning and design standards.

GOAL #2: BUILD GREAT NEIGHBORHOODS
Objectives:

1. Provide for a diversity of market rate, workforce, and affordable housing by:
   - Protecting the current residents from displacement and gentrification through creative and collaborative housing solutions.
   - Working with mission driven non-profits, such as Community Development Commissions (CDCs), Community Housing Development Organizations (CHDOs), Community Development Financial Institutions (CDFIs), and Community Land Trusts (CLTs) to design and provide long-term options for low and middle-income families.
   - Developing programs to reduce foreclosures and the loss of generational homestead properties.
2. Create aesthetic improvements with focus on most vulnerable communities by:
   - Providing resources and incentives for low-income residents to be code compliant.
   - Enforcing code compliance and nuisance abatement for absentee property owners and neighborhood commercial establishments.

3. Create comprehensive and holistic opportunities for residents, youth, seniors, families, and ultimately, neighborhoods to prosper and thrive by:
   - Researching and developing grant applications to Federal, State, and philanthropic sources to provide for health and wellness initiatives, improve educational systems, eliminate food deserts, cultivate and promote community-based arts and culture.
4. Create Police Athletic / Activities League to engage youth in a variety of crime prevention and youth development programs including sports, mentoring, and law enforcement initiatives, which build bonds between youth and the police together in a positive environment that promotes trust and respect for each other. The mission of the National Police Athletic League (PAL) and its member chapters work to prevent juvenile crime and violence by building the bond between police officers and children.

GOAL #3: ACCELERATE OPERATIONAL EXCELLENCE
Objectives

1. Fill essential positions with qualified, credentialed, and committed staff to move the City's vision forward.
2. Update and create standard operating procedures to achieve consistency in the management and implementation of departmental operations.
3. Create a customer service culture which is responsive and solution focused ("can do").
4. Streamline development review process.
5. Coordinate with the CRA to move the City's vision forward.
6. Create an information technology plan to address:
   - Enterprise information management to include auditing, risk management, records retention, metadata standardization, storage, Freedom of Information Act (FOIA), and to eliminate silos that are unable to operate with any other system.
   - Geographic Information Systems (GIS) that link with municipal business licenses, tax information, and other business establishment databases and to also facilitate rapid post-incident impact assessments.
   - Enterprise information security and cybersecurity to align with the City's risks and requirements.
   - Culture of security within the organization.
   - Information technology service management by adjusting the information technology structure and staffing for effective and efficient integration throughout all departments to enhance and safeguard operations.
   - Future costs to secure the City's operational infrastructure and safety.
   - Business and customer service features and processes for online permitting and smart water meters.

GOAL #4: ENHANCE GOVERNMENT STEWARDSHIP AND ACCOUNTABILITY
Objectives

1. Adopt policies for the implementation of practices in transparency, reporting, and auditing to deliver effective accountability.
2. Ensure robust internal controls to manage risks and performance and to achieve strong public financial management.
3. Develop an annual budget to reflect a healthy financial position, which adequately services and maintains the City's capital assets, such as fleet, facilities, and equipment.

4. Develop strategic and financial plans to upgrade aging infrastructure such as facilities, roads, utilities, and bridges.
5. Develop and update the City's Capital Improvement Plan to include the use of the one-cent infrastructure sales surtax capital projects.
6. Revise and update the City's Comprehensive Plan.
7. Develop and implement a Master Utility Plan.
   - Review and consider annexation of utility service areas.
   - Conduct a utility assessment plan.
8. Create an Economic Development Plan.
9. Enhance transparency through technology.
   - Revamp and develop website to maximize public access to information such as public records requests, permitting, business tax receipt applications, utility payments, and receive and respond to citizen requests and complaints.
10. Adopt strategic planning as a tool for ongoing critical assessment of goal attainment to achieve *Riviera Beach 2030*.

GOAL #5: STRENGTHEN COMMUNITY ENGAGEMENT AND EMPOWERMENT
Objectives

1. Engage citizens through a variety of community information sessions and citizen input formats to create a quality of life plan for *Riviera Beach 2030* to include:
   - Charrettes, strategic planning workshops, town hall meetings, and summits.
   - Surveys, focus groups, and roundtables.
2. Educate and inform citizens and stakeholders to include businesses and non-profit organizations about environmental issues, conservation, recycling, and sustainable "best practices" to protect and further enhance the natural environment.
3. Create opportunities for learning and participation in government through leadership academy, board and committee appointments, and various citizen advisory boards.
4. Connect citizens and residents with opportunities for career building certifications and degrees via partnership with Palm Beach State College and other institutions.
5. Define, refine, and reactivate the partnership with the Palm Beach County School District, reactivate the Riviera Beach Education Advisory Committee, create a Riviera Beach Education Foundation, continue and enhance the Riviera Beach Pre-K Collaborative, and develop and initiate an Adopt-A-School project for the Mayor and Council.
6. Develop partnerships and organize social service agencies, religious organizations, neighborhood associations, hospitals, and health organizations to include the Veteran Administration hospital to connect residents to comprehensive and coordinated services and resources.
7. Ensure leadership and staff are knowledgeable and adequately trained to deliver work and services of the highest professional and ethical standards, including but not limited to, conflict resolution and conflict management training, racial equity and diversity training, and cultural competency practice and training.

The Strategic Plan will result in the implementation comprising specific actions, timelines, performance measurements, tracking of progress, and reporting mechanism. With the implementation of the Strategic Plan, staff will work towards improvement and ensure alignment to the City's values and goals.

BUDGET OVERVIEW

BUDGET OVERVIEW

Budget Overview

The annual budget serves as the City's:

Financial Plan - Estimates the revenues and expenditures for the fiscal year.

Policy Document - Implements the Council's strategic priorities and policy direction.

Operations Plan -Provides for the funding allocations for City services, staffing, capital improvements, and operations.

Legal Spending Authority - Authorizes the spending for the fiscal year October 1 through September 30.

Budget Requirements and Best Practices

- Prepared in accordance with Generally Accepted Accounting Principles.
- Developed in compliance with the State of Florida' Truth in Millage (TRIM) laws.
- Developed in accordance with the GFOA Distinguished Budget Presentation Award program to continue to receive the budget award for FY 2027.
- Required by State law to be balanced and adopted annually.

Budget Development Process

1. Department budget requests
2. Revenue projections and financial forecasts
3. Operating and Capital budget review
4. City Manager's review and balance budget (revenues and expenditures)
5. City Manager's tentative budget
6. City Council budget meetings and workshops
7. Public budget hearings on the millage rates and budgets
8. Adoption of final millage rates and budgets

Budget Development Principles

- Maintain current service levels
- Evaluate operating and capital needs
- Develop revenue and expenditure projections
- Implement Council policy direction
- Maintain long-term financial sustainability
- Encourage public participation through budget workshops

BUDGET OVERVIEW

FY 2027 Budget Priorities

- Maintain the current operating millage rate at 8.35000 and set the debt service millage rate at 0.8000.
- Maintain competitive employee compensation and benefits
- Invest in City amenities and quality of life for residents.
- Invest in infrastructure and capital improvements
- Strengthen long-term financial sustainability
- Align resources with the City's Strategic Plan
- Maintain public safety service levels and operational readiness
- Address inflationary pressures and rising operational costs.

Looking Ahead

- Monitor economic conditions and legislative impacts on the City's revenues and property tax legislation.
- Collective bargaining negotiations
- Long-term capital funding and infrastructure improvements
  Plan for the new City Hall complex
- Competitive employee compensation and benefits
- Balance service levels with affordability

FY 2027 Public Hearings Dates

- Tuesday, September 8, 2026 at 6:00 p.m. – First Public Hearing to adopt proposed millage rate and tentative budget
- Tuesday, September 22, 2026 at 6 p.m. - Second Public Heating and final reading to adopt final millage rate and budget

FY 2027 Tentative Operating Budgets

	FY 2026 Adopted Budget	FY 2027 Tentative Budget
Governmental Funds:		
General	$ 120,466,568	$ 126,151,165
Debt Service	8,896,200	11,188,392
General Obligation Bonds	-	7,565,102
Major Disaster	1,131,940	1,184,411
Total Governmental Funds	**130,494,708**	**146,089,070**
Enterprise Funds:		
Utility Special District Operating	44,299,027	54,165,765
Utility Special District Debt Service	4,079,732	13,894,905
Marina Operating	5,554,277	6,102,999
Solid Waste Collection	7,045,200	7,045,200
Stormwater	4,130,803	3,727,325
Parking	1,600,000	1,600,000
Total Enterprise Funds	**66,709,039**	**86,536,194**
Internal Service Funds:		
Information Technology	5,780,721	6,406,285
General Insurance	8,974,727	7,575,559
Fleet Services	2,571,614	2,347,673
Total Internal Service Funds:	**17,327,062**	**16,329,517**
Total FY 2027 Tentative Operating Budget	**$ 214,530,809**	**$ 248,954,781**

BUDGET OVERVIEW

General Fund FY 2027 Tentative Budget

Revenue Sources:

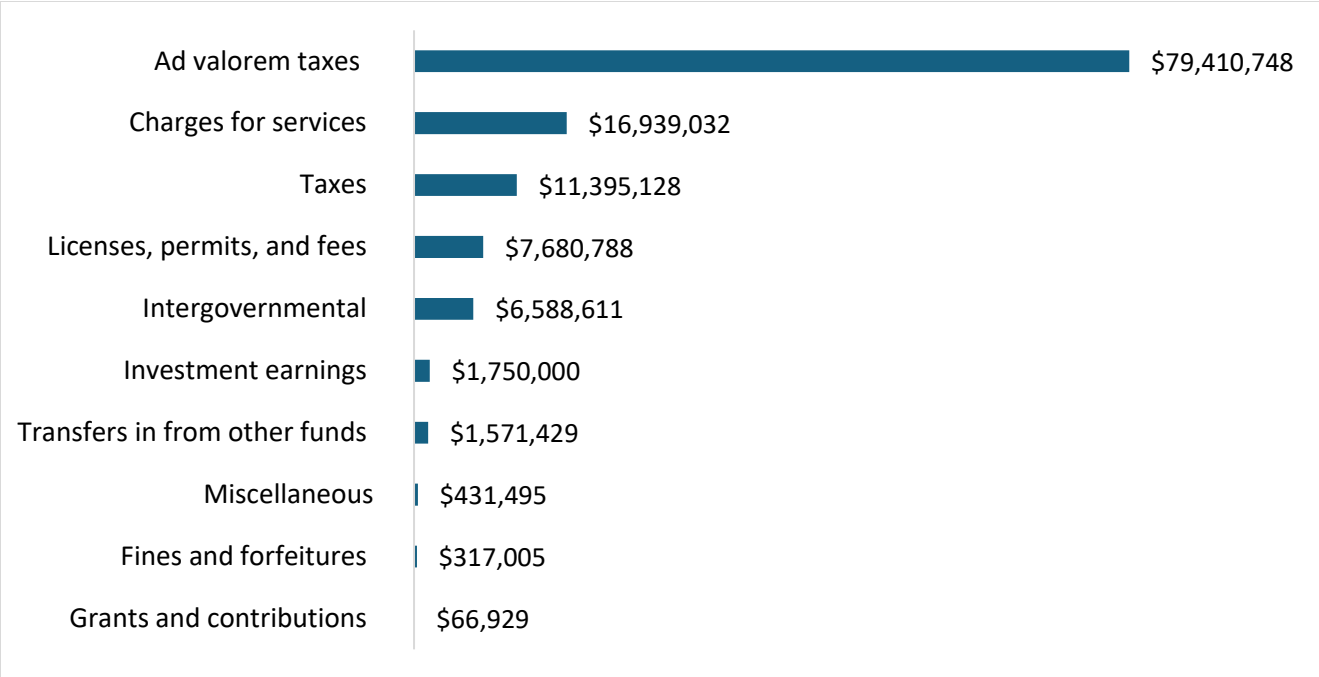

Expenditures by Department:

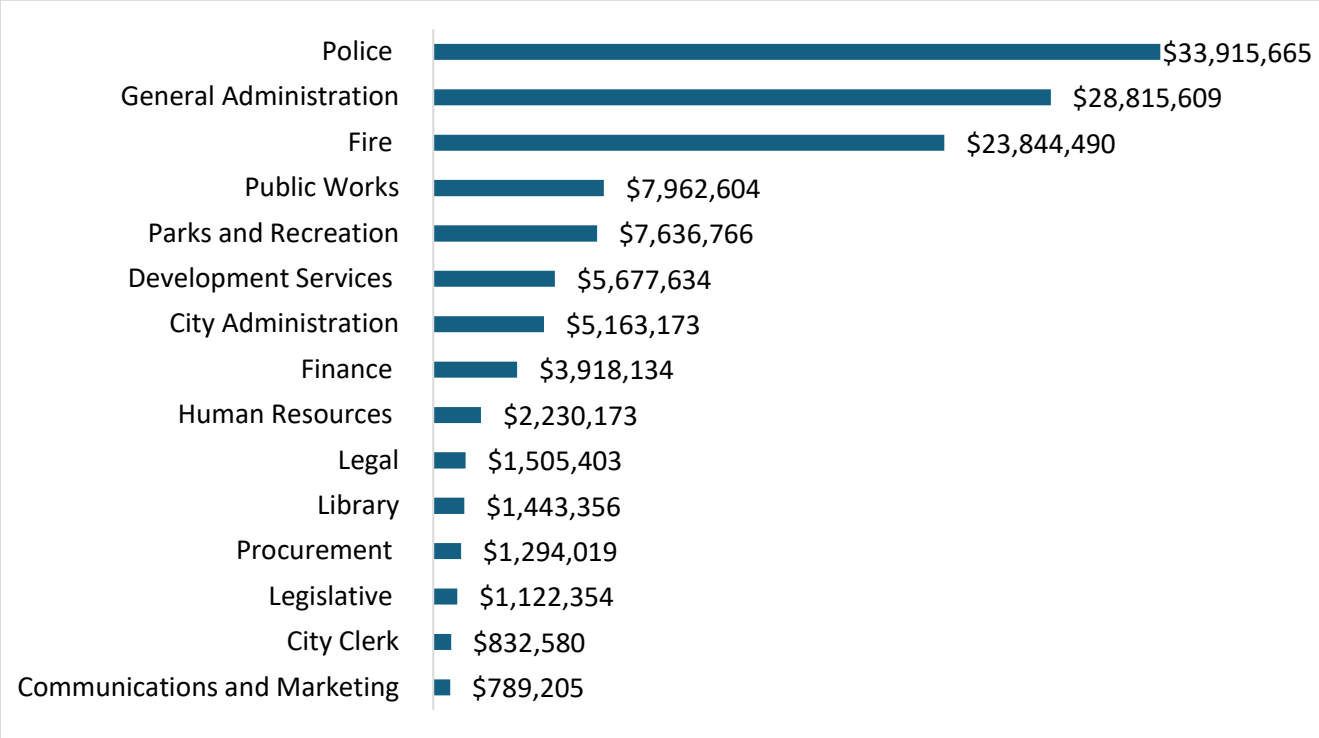

BUDGET OVERVIEW

General Fund Revenues by Funding Source

Funding Source	FY 2025 Adopted Budget	FY 2026 Adopted Budget	FY 2027 Tentative Budget
Ad valorem taxes	$ 70,321,327	$ 75,912,655	$ 79,410,748
Taxes	9,934,930	10,241,102	11,395,128
Licenses, permits, and fees	7,737,096	7,558,707	7,680,788
Intergovernmental	6,486,531	6,638,086	6,588,611
Charges for services	14,757,309	16,237,747	16,939,032
Fines and forfeitures	283,500	292,005	317,005
Investment earnings	800,000	1,750,000	1,750,000
Miscellaneous	393,545	363,495	431,495
Grants and contributions	52,500	54,075	66,929
Transfers in from other funds	1,379,260	1,418,696	1,571,429
Total Revenues	**$ 112,145,998**	**$ 120,466,568**	**$ 126,151,165**

General Fund Expenditures by Department

Expenditures by Department	FY 2025 Adopted Budget	FY 2026 Adopted Budget	FY 2027 Tentative Budget
Legislative	$ 981,893	$ 1,050,829	$ 1,122,354
City Administration	5,308,008	4,975,424	5,163,173
General Administration	25,932,075	27,370,203	28,815,609
Communications	-	791,315	789,205
Finance	3,550,137	3,829,485	3,918,134
City Clerk	769,449	798,715	832,580
Human Resources	2,002,150	2,545,357	2,230,173
Legal	1,262,737	1,362,761	1,505,403
Development Services	5,125,562	5,475,305	5,677,634
Procurement	1,078,492	1,299,233	1,294,019
Police	29,522,496	32,912,774	33,915,665
Fire	21,519,823	21,668,055	23,844,490
Public Works	7,491,414	7,696,658	7,962,604
Parks and Recreation	6,378,340	7,369,465	7,636,766
Library	1,223,422	1,320,989	1,443,356
Total Expenditures	**$ 112,145,998**	**$ 120,466,568**	**$ 126,151,165**

BUDGET OVERVIEW

General Fund Expenditures by Function

Expenditures by Function	FY 2025 Adopted Budget	FY 2026 Adopted Budget	FY 2027 Tentative Budget
General government	$ 34,805,954	$ 37,672,088	$ 37,747,664
Public safety	51,042,319	54,580,829	57,760,155
Transportation	2,934,437	3,547,381	3,572,510
Human services	1,654,990	1,697,676	1,617,911
Culture and recreation	7,601,762	8,690,454	9,080,122
Transfers out to other funds	14,106,536	14,278,140	16,372,803
Total Expenditures	**$ 112,145,998**	**$ 120,466,568**	**$ 126,151,165**

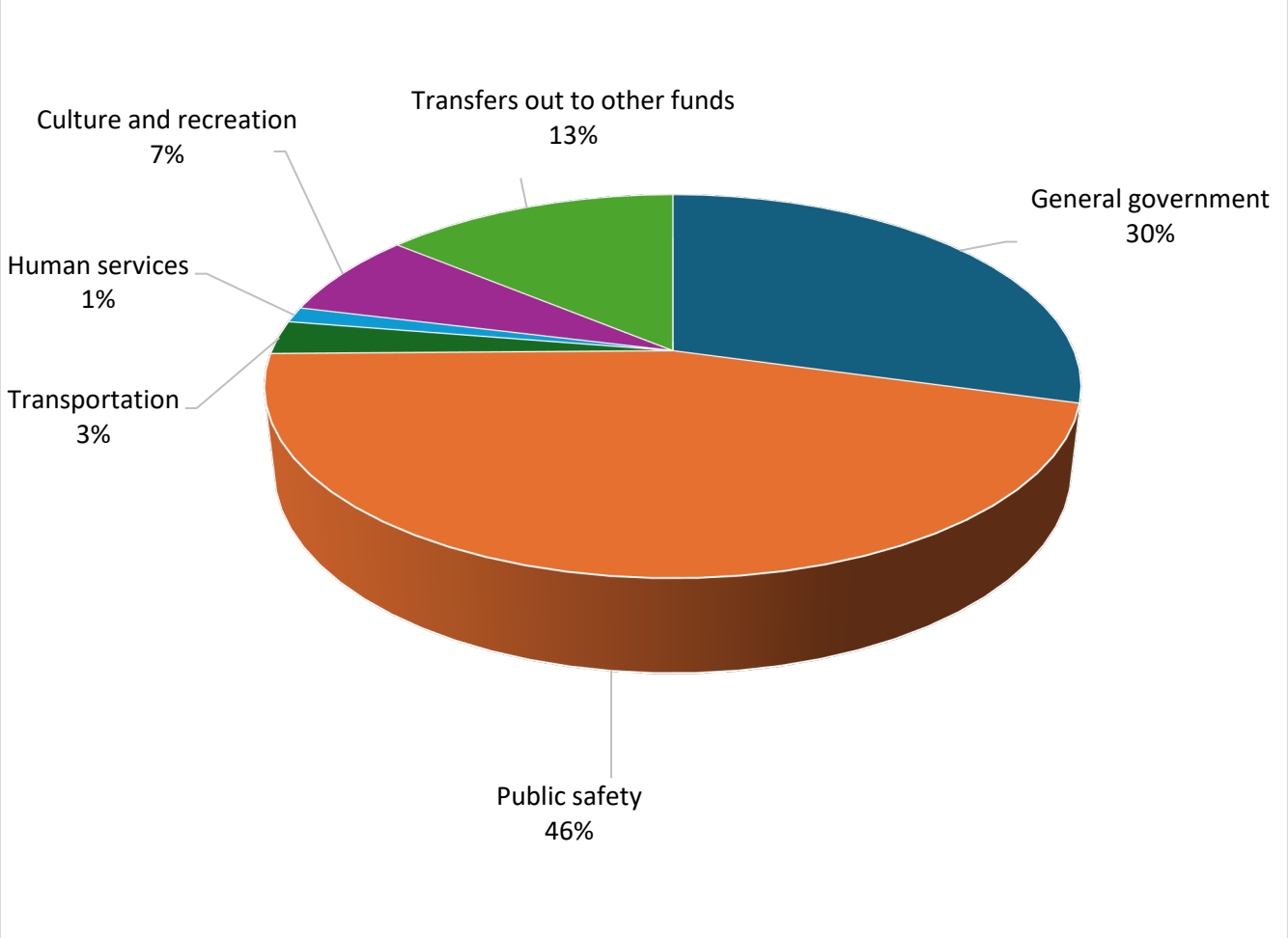

BUDGET OVERVIEW

General Fund Expenditures by Category

Expenditures by Category	FY 2025 Adopted Budget	FY 2026 Adopted Budget	FY 2027 Tentative Budget
Personnel	$ 58,211,860	$ 61,889,209	$ 67,078,715
Operating	30,709,898	34,573,013	32,137,257
CRA TIF Payment	8,680,581	9,401,011	10,032,398
Operating capital	437,123	325,195	529,992
Transfers out to other funds	14,106,536	14,278,140	16,372,803
Grand Total	**$ 112,145,998**	**$ 120,466,568**	**$ 126,151,165**

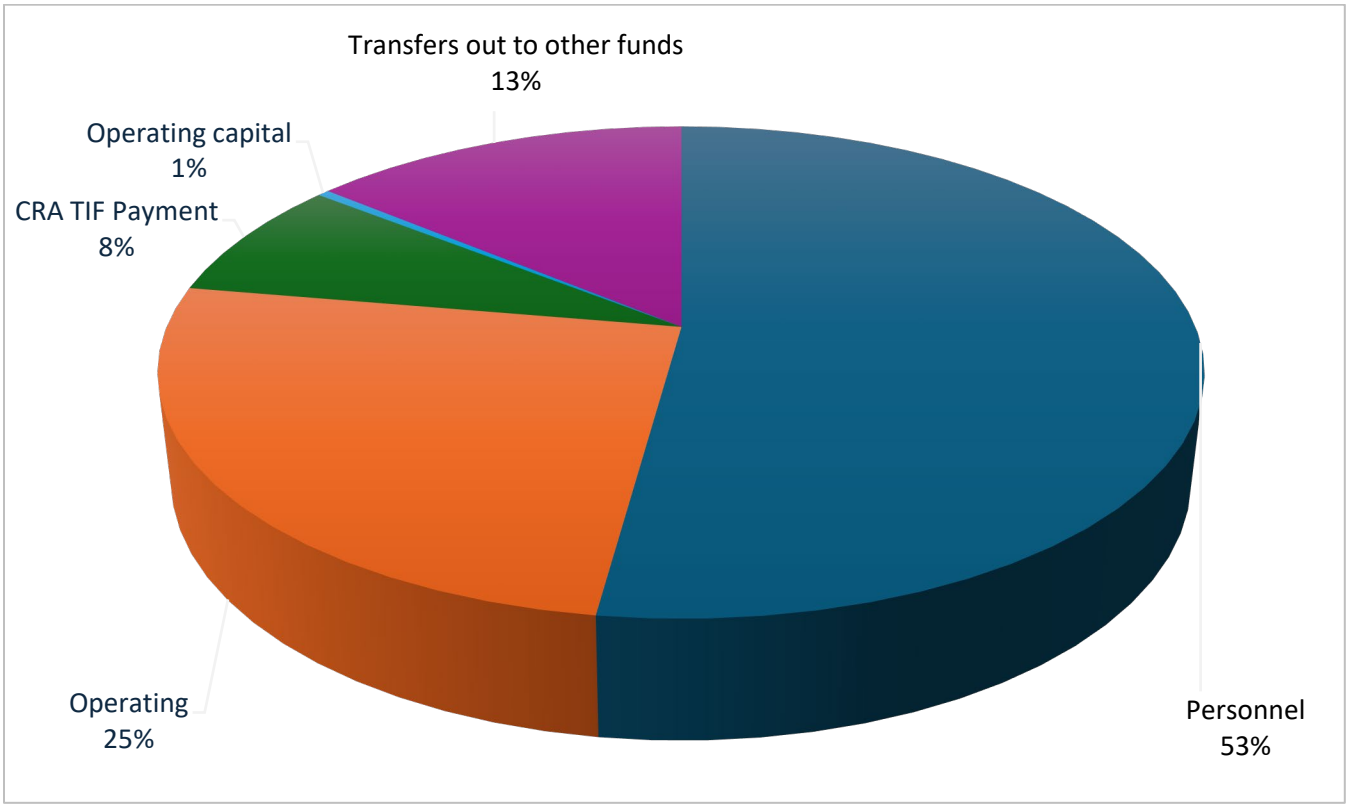

PALM BEACH COUNTY PROPERTY TAXABLE VALUE CHANGE FROM TAX YEAR 2025 TO TAX YEAR 2026

Taxing Authority	Percent Change
Lake Park	38.55
Westlake	22.19
Mangonia Park	14.39
Cloud Lake	12.55
Loxahatchee Groves	11.20
Briny Breezes	10.98
Village of Golf	10.54
Palm Beach Shores	9.56
West Palm Beach	9.33
Pahokee	9.07
Lake Worth Beach	8.67
Palm Beach	8.47
Palm Beach Gardens	8.25
Haverhill	8.20
Royal Palm Beach	8.04
Belle Glade	7.76
Gulf Stream	7.70
South Bay	7.25
Delray Beach	6.90
Lake Clark Shores	6.80

Taxing Authority	Percent Change
Lantana	6.69
Palm Springs	6.63
Ocean Ridge	6.31
Boca Raton	6.19
Jupiter	6.13
Glen Ridge	6.11
Tequesta	6.07
Juno Beach	5.32
Jupiter Inlet Colony	5.26
Boynton Beach	4.88
Wellington	4.88
Manalapan	4.77
North Palm Beach	4.60
Riviera Beach	**4.49**
Greenacres	4.48
Highland Beach	4.08
Atlantis	3.46
Hypoluxo	2.41
South Palm Beach	(1.24)

PALM BEACH COUNTY TAXING AUTHORITIES PROPOSED OPERATING MILLAGE RATES
TAX YEAR 2025 AND TAX YEAR 2026

Taxing Authority	2025 Final Millage Rate	2026 Proposed Millage Rate
Mangonia Park	9.9000	9.9000
Riviera Beach	**8.3500**	**8.3500**
West Palm Beach	8.1308	8.1308
Boynton Beach	7.7500	7.7500
North Palm Beach	7.4000	7.4000
Palm Beach Shores	6.3500	6.8000
Briny Breezes	3.7500	6.7500
Village of Golf	6.5452	6.5452
Belle Glade	6.5419	6.5419
Pahokee	6.5419	6.5419
Tequesta	6.4595	6.4595
Delray Beach	6.1611	6.4371
South Bay	6.3089	6.3089
Greenacres	6.3000	6.3000
Atlantis	6.1500	6.1500
Lake Clark Shores	5.9000	5.8000
Jupiter Inlet Colony	5.5600	5.5600
Lake Worth	5.4945	5.4945
Ocean Ridge	5.4000	5.4000

Taxing Authority	2025 Final Millage Rate	2026 Proposed Millage Rate
Lake Park	5.1000	5.1000
Palm Beach Gardens	5.0537	5.0537
Westlake	4.6000	4.6000
Haverhill	3.9000	3.9000
Lantana	3.7500	3.7500
Gulf Stream	3.6724	3.6724
Boca Raton	3.6476	3.6476
Jupiter	2.3894	3.5886
Highland Beach	3.4159	3.5875
Palm Springs	3.5000	*3.5000*
South Palm Beach	3.4000	3.3000
Loxahatchee Groves	3.2564	3.2564
Hypoluxo	3.2000	3.2000
Manalapan	3.0000	3.0000
Palm Beach	2.6110	2.6110
Wellington	2.4700	2.4700
Royal Palm Beach	1.9200	2.1500
Juno Beach	1.8195	1.8195

RIVIERA BEACH TAX BILL AND MILLAGE RATES

Gross Property Value	**$**	**600,000**
Homestead Exemption		(50,000)
Net Property Value	**$**	**550,000**

Taxing Authority	Millage Rate	Estimated Annual Taxes Paid	% Taxes Paid
Riviera Beach FY 2027 Proposed Operating	8.3500	$4,593	38.57%
Riviera Beach FY 2027 Proposed Debt Service	0.8000	440	3.70%
Palm Beach County Operating*	4.5000	2,475	20.79%
PBC School District by Local Board*	3.2480	1,868	15.69%
PBC School District by State Law*	3.0390	1,747	14.68%
Health Care District*	0.6561	361	3.03%
Children's Services Council*	0.4908	270	2.27%
South Florida Water Management Basin*	0.1026	56	0.47%
South Florida Water Management District*	0.0948	52	0.44%
Palm Beach County Debt*	0.0210	12	0.10%
SFWMD-Everglades Construction*	0.0327	18	0.15%
Florida Inland Navigation District (FIND) *	0.0270	15	0.12%
	21.3620	$11,906	100.00%

* Based on FY 2026 Millage Rate

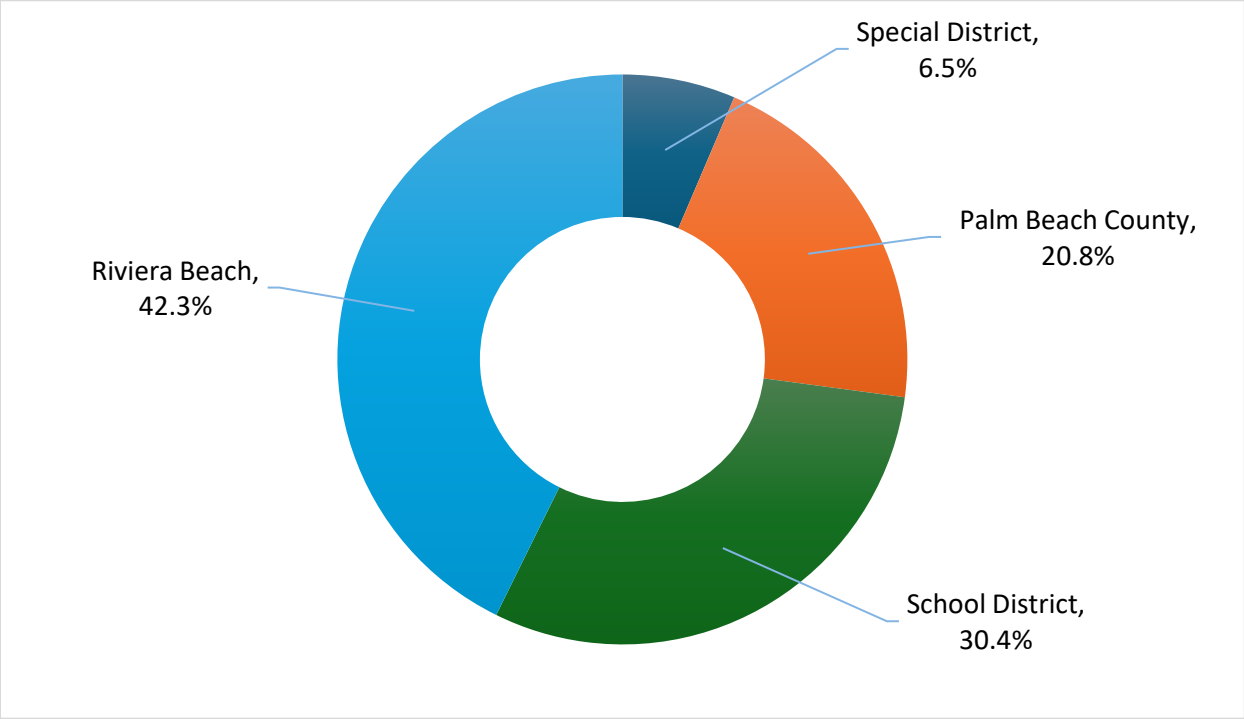

ORGANIZATIONAL CHART

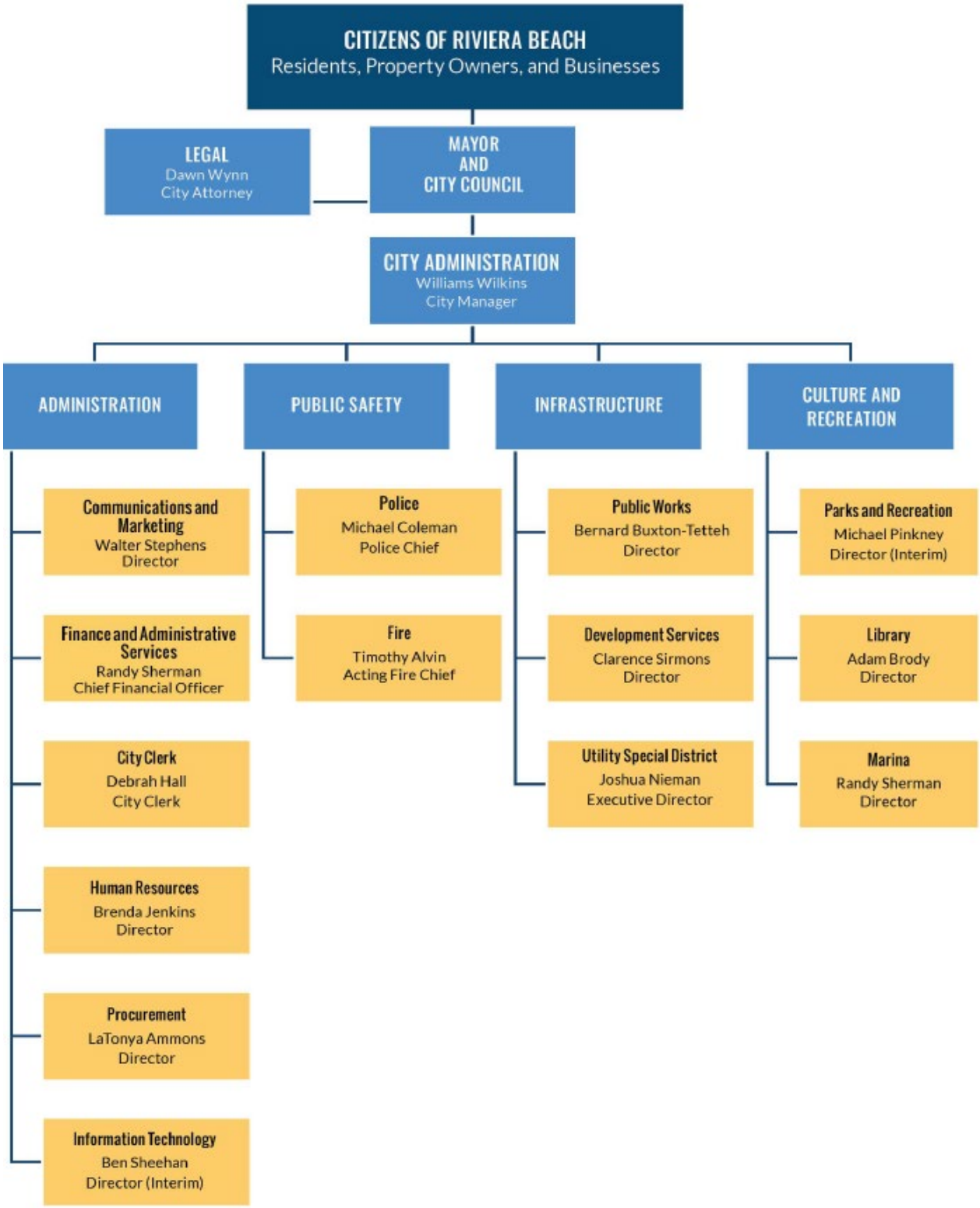

POSITION SUMMARY

DEPARTMENT	FY 2026 Adopted Budget	Positions Eliminated	Positions Added	FY 2027 Tentative Budget	Change FY 2026 V. FY 2027 Tentative Budget
General Fund:					
Legislative	3.5	-	-	3.5	-
City Administration	24.5	-	1.0	25.5	1.0
Communications and Marketing	5.0	1.0	-	4.0	(1.0)
Finance and Administrative Services	26.5	1.0	-	25.5	(1.0)
City Clerk	4.5	-	-	4.5	-
Human Resources and Risk Management	11.0	3.0	3.0	11.0	-
Legal	6.0	-	-	6.0	-
Development Services	41.0	1.0	-	40.0	(1.0)
Procurement	8.0	-	-	8.0	-
Police	177.0	3.0	2.0	176.0	(1.0)
Fire	108.0	9.0	-	99.0	(9.0)
Public Works	29.0	-	-	29.0	-
Parks and Recreation	40.0	1.5	-	38.5	(1.5)
Library	9.5	-	1.0	10.5	1.0
Total General Fund	**493.5**	**19.5**	**7.0**	**481.0**	**(12.5)**
Enterprise Funds:					
Utility Special District	72.0	10.0	3.0	65.0	(7.0)
Stormwater	9.0	-	-	9.0	-
Marina	-	-	2.0	2.0	2.0
Total Enterprise Funds	**81.0**	**10.0**	**5.0**	**76.0**	**(5.0)**
Internal Service Funds:					
Information Technology	13.0	1.0	-	12.0	(1.0)
Fleet Services	1.0	-	-	1.0	-
Total Internal Service Funds	**14.0**	**1.0**	**-**	**13.0**	**(1.0)**
Total Full-Time Equivalent (FTE) Positions	**588.5**	**30.5**	**12.0**	**570.0**	**(18.5)**

DEPARTMENT BUDGETS

Department Overview

The Legislative Department is comprised of the Mayor and five members of the City Council who are elected to office to represent the residents of Riviera Beach. This Department is the branch of the governmental structure that provides guidance and direction through the formation of official policy to meet the community needs. The Mayor and City Council are served by six staff members who perform administrative duties, provide clerical support to the elected officials and provide general administration of the elected officials' budget.

The City Council is the policy setting arm of the City that derives its power from the City Charter and the laws of the State of Florida. The Council is responsible for the adoption of resolutions and ordinances for setting the millage rate, implementing major public improvements, creating development standards, and conducting financial matters. The Council also appoints individuals to boards and committees that serve to make recommendations to the Council as they form policy and administer guidance and direction to the City Manager and City Attorney.

The Mayor's Office provides leadership to the residents, employees and local businesses throughout the City. It supports an environment that encourages ideas, civic discourse and inclusion for the City's entire diverse population.

The Legislative Department responds to the needs of citizens and designs the community's growth through the five (5) goals realized through Riviera Beach 2030 strategic planning efforts.

Mission

To govern as a responsive and accountable body that produces policy-making decisions that realize effective and efficient delivery of services to achieve successful outcomes in the best interest of the City.

Financial Overview

Category	FY 2025 Adopted Budget	FY 2026 Adopted Budget	FY 2027 Tentative Budget
Personnel	$ 743,510	$ 747,166	$ 827,129
Operating	238,383	303,663	295,225
Total	**$ 981,893**	**$ 1,050,829**	**$ 1,122,354**

FY 2027 Objectives

Prosperous, Resilient and Sustainable Economy

- Increase access to affordable and workforce housing initiatives for all income groups.
- Ensure that Riviera Beach offers economic opportunity for the business industry.
- Foster a community that works to ensure a sustainable and thriving Riviera Beach while confronting a changing climate through adaptation, mitigation, and sustainable development.
- Allocate resources and support for tourism research and tourist attraction development.
- Expand efforts in health and human services, adding programming and allocating funds to address homelessness, nutrition, and other health and human services-related initiatives and opportunities.
- Ensure that Riviera Beach supports equitable access to essential healthcare services.
- Maintain and improve capital infrastructure that creates an aesthetically pleasing community.
- Develop and maintain a resilient and sustainable city infrastructure that supports economic growth, enhances livability, and ensures environmental stewardship.
- Preserve and protect the local environment, including threatened resources, ecosystems, and animal species.
- Reestablish the Riviera Beach Education Advisory Committee with stakeholders throughout the city to continue to support local schools.

Great Neighborhoods

- Encompass both sports and liberal/fine arts, offering a plethora of options for youth and senior citizens, throughout the community.
- Development of a proactive, inclusive, and transparent City planning process.
- Increase opportunities for all residents to enjoy the City's open spaces and recreational facilities.
- Ensure safe, secure, manicured, and peaceful community.
- Promote the quality of life through targeted programs.
- Provide opportunities for neighborhood stabilization and revitalization.

Operational Excellence

- Ensure that the City's budget allocates resources responsibly and responsively.
- Pursue and encourage initiatives that will streamline and modernize City operations to be more efficient and cost effective.

Government Stewardship and Accountability

- Improve Council's capacity to collaborate more effectively, make better decisions, and increase its accountability to the public.
- Ensure the financial strength and integrity of the City.
- Adopt a budget that delivers necessary services and programs, in accordance with laws that comply with tax requirements.

Community Engagement and Empowerment

- Ensure that public safety efforts reflect current and emerging challenges and opportunities in order to incorporate the City's core values.
- Expand and deepen community engagement.
- Preserve and advance the services and needs that Riviera Beach relies on by working collaboratively with other levels of government and community-based organizations.

Department Overview

The primary purpose of the City Administration Department is to execute the management of the day-to-day operations of the City. City Administration incorporates multiple divisions that provide social services, economic development, internal audit, communications, and intergovernmental affairs. Communications activities are a part of City Administration with the purpose of marketing, promoting and informing the public on city initiatives and special events. The City Administration Department is also responsible for managing the City's General Administration budget.

The City Manager, as Chief Executive Officer of the City, is responsible for providing leadership to and administration of all City departments and services. The City Manager is responsible for the enforcement of all relevant laws and City ordinances, the appointment of department directors, and the submission of the annual budget to the City Council. The City Manager recommends sound and equitable public policy. The City Manager also recommends policies and programs to the City Council and implements Council legislation. The City Manager and his staff respond to resident inquiries and requests and conduct numerous neighborhood meetings regarding community issues.

The City Manager works with the Finance Department and other departments to manage expenditures while maintaining a robust array of City services. The City Manager's Office provides support and leadership to all City departments, implements City Council legislation, and responds to inquiries and requests regarding City services and policies. The City Manager oversees the annual budget and capital budget processes, ensuring that departmental budgets and benchmarks align with City Council goals.

Mission

We are committed to creating an exceptional City by providing excellent customer service, progressive leadership, and accountable stewardship.

CITY ADMINISTRATION

Financial Overview

City Administration (excluding General Administration)

Category	FY 2025 Adopted Budget	FY 2026 Adopted Budget	FY 2027 Tentative Budget
Personnel	$ 3,887,661	$ 3,687,696	$ 3,922,978
Operating	1,420,347	1,287,728	1,240,195
Total	**$ 5,308,008**	**$ 4,975,424**	**$ 5,163,173**

General Administration

Category	FY 2025 Adopted Budget	FY 2026 Adopted Budget	FY 2027 Tentative Budget
Personnel	$ 27,494	$ 26,332	$ 26,332
Operating	2,617,464	3,164,720	2,184,076
Contingency	500,000	500,000	200,000
CRA TIF contributions	8,680,581	9,401,011	10,032,398
Transfers out	14,106,536	14,278,140	16,372,803
Total	**$ 25,932,075**	**$ 27,370,203**	**$ 28,815,609**

FY 2026 Highlights and Accomplishments

Prosperous, Resilient, and Sustainable Economy

Executive

- Established a public, private partnership opportunity for the construction of a new City Hall campus and began the activities necessary to commence the development project.
- Continued to execute Council's direction pertaining to the Marina Phase II Project.
- Continued activities necessary to pursue the development of a police department campus.
- Continued to work to establish strategies that will ensure investments are occurring to increase the economic and taxable value of the properties located within the CRA area (through partnership ventures) and the City.
- Continued efforts to implement strategies that attract investment, leading to increased economic activity and a higher taxable value of properties within the city.
- Collaborated with the Black Business Association of Riviera Beach (BBARB) Green Market to support local entrepreneurs, promote small business visibility, and enhance economic activity within the community.
- Partnered with the Procurement Department to establish guidelines that encourage and support greater participation of local and small businesses in city service contracts and opportunities.
- Developed entrepreneur-focused programs designed to accelerate local business development, providing resources, mentorship, and funding opportunities.

Special Events

- Assisted in obtaining and collecting sponsorships and donations for various city-hosted special events, ensuring the success of premier events.

- Hosted at least two City tours to showcase local attractions. Highlighting key landmarks, parks, historical sites, cultural centers, and notable neighborhoods to residents and visitors, and promote community pride and educate about City services to inform attendees about municipal services, upcoming events, infrastructure projects, and city policies

Civil Drug Court

- Served families in the Palm Beach County community assisting families who are directly impacted by relatives or family members that struggle with drug addiction and substance abuse.
- Applied for grants to enhance and sustain additional access to assist the community with providing substance abuse treatment and mental health services.

Justice Service Center

- Secured and administered more than $1 million in federal, state, county, and local funding to sustain and expand comprehensive reentry, behavioral health, workforce, and housing services throughout Palm Beach County.
- Expanded employment pathways through construction, vehicle detailing, and electrical apprenticeship opportunities, combining paid work experience with job-readiness instruction, cognitive-behavioral programming, and career coaching.
- Continued the Clean Start vehicle-detailing initiative for the City fleet, providing transitional employment and hands-on skill training while reducing the cost of outsourced services. Strengthened partnerships with CareerSource Palm Beach County, Brown's Electrical, Total Solutions, People of Purpose, and other employers to improve job placement, retention, and economic self-sufficiency for returning citizens.
- Maintained pre-release, post-release, transitional housing, and transitional employment services across three service locations, helping participants obtain identification, transportation, education, healthcare, and employment resources.

Youth Empowerment Center

- Implemented READ program, which includes phases of assessments, engagement, intervention, and evaluation, targeted to improve the student performance in literacy and math, while promoting positive behavior and increasing parental involvement.
- Leveraged resources and relationships with Palm Beach County Youth Services, Palm Beach County School District Adult & Continuing Community Education, Florida Training Services, Inc., and University of Florida Engineering STEM/AI programs for continued support of the City of Riviera Beach Youth Empowerment, Riviera Beach Café', and the Empowerment Career Pathway Programs. Solidified employment partnerships with local businesses such as Hobby Lobby, Lowe's Home Improvement, and Burlington Coat Factory
- Facilitated a College Tours for 50 youth to expose them to higher educational opportunities, fostering aspirations for college and career pathways.
- Provided educational testing strategies training youth in budget year 2026 through education bootcamps for high school students, which resulted in an increased scoring by 20% on ACT/SAT college tests and state standardized testing. Offered academic engagement on campus at Youth Empowerment Center at least 3 days a week during the school year, along with 2 hours of daily educational enrichment during the summer, which prevented the summer slide and ensured students were ready academically to restart the school year. Purchasing fifty (50) IXL licenses as a method used to identify and address academic deficiencies via an online platform. With the monitoring capabilities, IXL will help supplement the tutorial services for students and maintain academic accountability.
- Maintained a partnership with Adult & Continuing Community Education to engage out-of-school youth and citizens studying to achieve a high school diploma through the GED test. This partnership allowed prospective students to study with certified teachers and Community Education staff to achieve success. Transported students to ACE Testing Center to take GED test.

Great Neighborhoods

Executive

- Continued to expand efforts to engage the community to increase citizen participation.
- Continued to develop an Art-In-Public Places Program to creatively establish attractive spaces and to promote and embrace culture and diversity.
- Continued to develop a Community Aesthetics Plan that focuses on maintenance and accentuates Florida friendly attractive landscaping.
- Continued to review the City's aging infrastructure, including but not limited to roadways, facilities, and utilities through the development of an aggressive construction plan in an effort to identify and modernize compromised systems by 2025.
- Continued to seek the installation of a Quiet Zone designation as a result of railway transportation systems.
- Continued to work with the Goode Company to effectuate quality solid waste collection services throughout the community.

CITY ADMINISTRATION

Special Events

- Hosted and facilitated a Special Events Policy and Best Practices Workshop for event organizers, community partners, and stakeholders, providing guidance on City permitting requirements, event planning procedures, safety protocols, and best practices to promote successful, compliant, and well-organized events.
- Collaborated with local businesses, schools, community organizations, and internal City departments to successfully plan and execute major community events, including the annual Dr. Martin Luther King Jr. Celebration, July 4th Celebration and fire works show, Halloween Horror Night, Cinco de Mayo Celebration, Black History Celebration, Jazz in the Park and the Easter Extravaganza.
- Partnered with the City's Marketing and Communications team to develop and present the Fourth of July Celebration Sponsorship Package, engaging prospective sponsors and strengthening community and business partnerships to support the City's signature Independence Day event.
- Implemented a Citywide Master Calendar process for internal departments.
- Co-coordinated the City's Annual Memorial Day Tribute in partnership with the Riviera Beach Community Redevelopment Agency (CRA), collaborating with City leadership, veterans' organizations, and community stakeholders to deliver meaningful and well-attended commemorative events

Civil Drug Court

- Coordinated with City departments to successfully organize community service events aimed at cleaning up and revitalizing public spaces, parks, and community centers, which fostered strong community engagement and participation.

Justice Service Center

- Connected returning citizens to safe transitional housing and coordinated housing plans before release to reduce homelessness and promote neighborhood stability.
- Strengthened pre-release engagement at Sago Palm Reentry Center through monthly virtual check-ins, family contact, coordinated release planning, and direct connections to community-based case managers.
- Provided family reunification, pro-social, and wellness activities that helped participants rebuild healthy relationships and strengthen positive community connections
- Partnered with neighborhood organizations and service providers to connect participants with behavioral health treatment, transportation, food, clothing, and other stabilizing supports.

CITY ADMINISTRATION

Youth Empowerment

- Continued to work with City Administration to improve neighborhoods through on-the-job and pre-apprenticeship programs.
- Partnered with local business to assist in beautifying a faith-based initiative food distribution center in Riviera Beach.
- Partnered with the Riviera Beach Library to harvest and learn how to plant sustainable crops in their own homes.
- Partnered with Development Services, to participate in a focus group and survey our library's safety and accessibility features.
- Provided fifty students with the opportunity to explore local and state parks for fishing and relaxation

Accelerate Operational Excellence

Executive

- Continued to improve transparency throughout the agency and seek to develop additional transparency modules that provide access to government.
- Continued to assist in expediting the hiring and on-boarding process to reduce the number of vacancies within the agency.
- Continued to review and update the city's first comprehensive personnel manual and code to ensure consistency with state and federal laws as well as best practices.
- Continued the recruitment and hiring of competent, experienced and credentialed management personnel.
- Continued the development of a succession planning structure within departments
- Continued to provide assurance that all employees are physically spaced in a productive, safe, and professional work environment.
- Continued to provide formal trainings for employees on topics such as sexual harassment, discrimination, retaliation, unwanted and unsolicited acts, ethics, public records and Americans with Disabilities Act (ADA) laws.
- Continued to facilitate the improvement of employees' productivity through performance evaluations, team building exercises and professional development opportunities.
- Continued to facilitate amendments to the comprehensive plan and the zoning code to allow for development in accordance with regulations and standards.
- Continued to provide excellent customer service to internal and external stakeholders.
- Continued to review the city's charter to improve operations and governance.

Civil Drug Court

- Reduced and streamlined operational processes result in improved customer service and better efficiency throughout the department.
- Introduced additional service hours on selected Saturday mornings from 8am to 12pm.
- Received a proclamation from the Supreme Court of Florida signed by Supreme Judge Carlos G. Muniz, Chief Justice of the Supreme Court recognizing May 2026: Problem Solving Court Month and Opioid and Stimulant Use Disorder Awareness Month.

- Partnered with internal agencies such as the Riviera Beach Reentry program and external agencies to increase private treatment beds for clients.

Justice Service Center

- Implemented updated pre-release and post-release procedures, including comprehensive LS/CMI assessments, individualized reentry plans, quality-assurance checklists, and documented release-planning conferences.
- Strengthened quality assurance through monthly case-manager huddles, routine file reviews, corrective-action monitoring, and clearer documentation standards in the RENEW case management system.
- Maintained coordinated operations across the Port Center, West County Courthouse, and Sago Palm Reentry Center while delivering services through a multidisciplinary team of case managers, coordinators, advocates, and administrative staff.
- Expanded staff development through PREA, Narcan, motivational interviewing, MRT, LS/CMI, cultural competency, and Florida Department of Corrections training and refresher sessions. Improved workforce programming by establishing a structured weekly model that combines supervised work experience, case-management appointments, cognitive-behavioral interventions, resume development, mock interviews, and career coaching.
- Achieved a 95% score on the Florida Department of Corrections' annual contract monitoring for overall program management and operations.

Special Events

- Encouraged and promoted special events for the greater good, cultural diversity and promotion of the City.
- Partnered with City Departments with the issuance of special event permits.
- Reviewed and processed over 650 special event applications and customer inquiries.

Youth Empowerment Center

- Updated standard operational procedures implemented, mirroring City Administration and Palm Beach County Youth Services, as needed. Excellent internal/external customer service provided and measured by completed stakeholder survey.
- Fostered a positive and stress-free shared work environment for staff, patrons and students.
- Provided employability training programs for young adults and summer interns.
- Researched best practices for implementation strategies of youth and family engagement.
- Stayed current on the latest trends of technology and artificial intelligence as it is utilized within our students' activities of daily living.

CITY ADMINISTRATION

Government Stewardship and Accountability

Executive

- Continued to manage efforts to facilitate a disparity study and begin the process towards implementing necessary programs.
- Continued to facilitate a comprehensive review of revenues versus expenditures for addressing and minimizing the impact of projected anticipated deficit.
- Continued to develop inventory control systems to protect the City's assets.
- Continued the implementation of a Sustainability Grant Program to address issues concerning environmental challenges.
- Continued to pursue appropriations and grants from state and federal governments.
- Ensured that employees are compensated fairly and equitably based on industry standards.
- Developed a more comprehensive employee handbook outlining roles, responsibilities, and policies.
- Initiated regular reviews of government contracts and agreements to ensure that they align with the city's strategic priorities and comply with all relevant laws and regulations.
- Implemented strict internal controls and auditing procedures to monitor and ensure compliance with financial practices, including procurement and grant management.
- Developed and maintained an ethics and compliance program, providing training and resources to city employees to ensure understanding and adherence to all relevant laws and regulations.
- Created regular reporting mechanisms concerning City Council, stakeholders, and the public, detailing financial status, including revenues, expenditures, and budgetary adjustments, to enhance financial transparency.

Special Events

- Continued to work with the City's Information Technology Department to create ways to improve (streamline) and enhance the City's special events processes by new automation.
- Co-coordinated the City's Annual Memorial Day Tribute in partnership with the Riviera Beach Community Redevelopment Agency (CRA), collaborating with City leadership, veterans' organizations, and community stakeholders to deliver meaningful and well-attended commemorative events.
- Managed public events that are planned and implemented responsibly, with oversight and legal integrity.
- Ensured that event organizers and City departments follow transparent procedures, comply with all laws, and avoid conflicts of interest.
- Implemented industry standards (best practices) into the existing special events policy, promoting consistency, fairness, and professionalism.

Civil Drug Court

- Operated and maintained ongoing partnerships with the City of Palm Beach County along with external agencies with the aim to increase private treatment beds for clients, improving access to essential mental health services and enhancing community support.

CITY ADMINISTRATION

Justice Service Center

- Demonstrated responsible grant and contract management through timely invoicing, budget monitoring, routine fiscal review, and compliance with City, County, Florida Department of Corrections, and Florida Department of Law Enforcement requirements.
- Used risk-and-needs assessments, dosage tracking, case-plan completion, employment retention, housing stability, and recidivism data to evaluate program effectiveness and guide service improvements.
- Protected continuity of services by diversifying funding sources and maintaining grant-supported programming for pre-release services, community case management, transitional employment, transitional housing, and behavioral health coordination.

Youth Empowerment Program

- Summer interns engaged directors of Utilities, Finance, Public Works, and Development Services to gain a more in-depth understanding of City services provided to community stakeholders.
- Identified and formed partnerships with external partners to financially support educational programs in STEM, Coding, and vocation.
- Provided employability training for 21 youth/young adults.

Community Engagement and Empowerment

Special Events

- Collaborated with the Palm Beach County Film Commission to leverage increasing exposure and filming opportunities in the City.

Civil Drug Court

- Collaborated with local organizations to host two impactful events, strengthening community connections and raising awareness of substance abuse resources within the community.

Justice Service Center

- Convened the First Annual Community Reentry Roundtable and Palm Beach Reentry Alliance to strengthen collaboration among returning citizens, families, employers, treatment providers, law enforcement partners, and community organizations.
- Launched a lived-experience advisory group to ensure that returning citizens and family members have a direct voice in program planning, policy discussions, and service improvements.
- Expanded community education through Reentry Awareness activities, family-focused events, client success stories, and presentations to civic and professional audiences.

- Represented Riviera Beach at the National Association of Reentry Professionals Conference in Little Rock, Arkansas a featured presenter, sharing the City's municipal reentry model and bringing back promising practices for local implementation.
- Organized pro-social activities for clients and families, including bowling, painting, and Beyond Reentry events like Taco Tuesday.

Youth Empowerment Program

- Engaged fifteen summer interns aged 16-21 to work within City Departments/area businesses that offer career mentorship for up to (10) weeks during the summer.
- Identified and formed partnerships with external businesses to support educational programs in the areas of AI, Game Coding, and Vocation.
- Continued to research grants and RFPs from state and federal government entities to enhance exposure opportunities and experiences for our youth.
- Offered quarterly opportunities for Riviera Beach Residents to engage in study sessions with qualified tutors and take the Pearson Vue GED test in their pursuit of a high school diploma.
- Collaborated with the University of Florida's STEM Engineering program for students in grades 6-9 continue to thrive, with an expansion of summer engagement opportunities. This included a free two-week AI camp for students in grades 8-12.
- Continued to provide dynamic, intentional empowering workshops designed for at-risk students throughout the community. These workshops focus on social emotional learning, community asset mapping, health and wellness, forty (40) developmental assets, career exploration, SMART goal setting, and academic enrichment.
- Developed public service announcements for social media and performing arts for the community.
- Over 100 inner-city youth and families served during the fiscal year.

FY 2027 Objectives and Performance Measures

Prosperous, Resilient, and Sustainable Economy

Executive

- Strengthen collaborations with public and private organizations to support long-term, sustainable economic growth initiatives.
- Develop and Implement strategies that attract investments to enhance economic activity and increase the taxable value of properties within the City.
- Support the creation of new business development programs designed to foster local business expansion, sustainability, and innovation.
- Identify opportunities for public-private partnerships to redevelop City-owned properties for their highest and best use, ensuring economic viability and community benefit.

- Continue to work collaboratively with the City's Procurement Department to develop guidelines that encourage and support greater participation of local and small businesses in City service contracts and procurement opportunities.
- Continue working to support and enhance a comprehensive motor vehicle parking program that balances the needs of residents, businesses, and visitors while supporting economic development.
- Develop entrepreneurship-focused programming to support startups and small businesses, offering mentorship, funding opportunities, and training to accelerate local business growth.
- Seek to implement the Tourism Master Plan to promote Riviera Beach as a premier destination, driving tourism-related economic activity and job creation.
- Develop a Business Retention and Expansion Program to identify existing businesses with high growth potential and provide them with resources and support to expand their operations within the City.

Special Events

- Implement a customer-friendly special events website that will include a new software management application or structure.
- Adjust fees, subscriptions, and charges related to the City's special events permitting processes.

- Develop and launch an online City sponsorship package to support the funding of City special events.
- Coordinate the acquisition of special event inventory and equipment to facilitate the planning and execution of events, both internally and externally.
- Research and implement processes (structure) and procedures to minimize unforeseen impacts on the City's annual budget.

Civil Drug Court

- Apply for grant funding to support next the next 12 months to enhance access to substance abuse treatment and mental health services in the community.

Justice Service Center

- Strengthen collaborative relationships with the Palm Beach County Public Safety Department, Palm Beach County Sheriff's Office, Florida Department of Corrections, Gulfstream Goodwill, The Lord's Place Inc., and Integrated health to enhance grant funding opportunities for the Reentry Center.
- Leverage funding to provide "Clean Start" vehicle detailing project for City Vehicles.
- Expand workforce-development pathways in construction, vehicle detailing, and electrical trades through partnerships with local employers and training providers, including Total Solutions, People of Purpose, CareerSource Palm Beach County, and City departments.

- Strengthen coordination and partnerships with transitional housing and community-service providers to ensure participants received employment assistance, transportation, behavioral health support, and case management without unnecessary duplication of services.
- Promote employment retention and economic stability through ongoing case management, employer engagement, supportive services, and follow-up assistance after participants entered the workforce.

Youth Empowerment

- Implement the READ program, which includes phases of assessment, engagement, intervention, and evaluation, aimed at improving student performance in literacy and math, promoting positive behavior, and increasing parental involvement.
- Leverage resources and relationships with Palm Beach County Youth Services, educational institutions, community organizations, and STEM/AI programs, for continued support of the City of Riviera Beach Youth Empowerment, Riviera Beach Café, and the Empowerment Career Pathway Programs.
- Facilitate a college tour for 50 youths to expose them to higher education opportunities, fostering aspirations for college and career pathways.
- Provide educational testing strategies training to up to 100 youth through education boot camps for high school students, resulting in increased scoring by 20% on ACT/SAT college tests and state standardized testing. Provide academic engagement on campus at YEP at least 3 days a week during the school year, and (2 hours) a day of educational enrichment during the summer to prevent the summer slide and ensure students are ready academically to restart the school year.
- Continue partnerships with local adults and continuing education programs to engage out-of-school youth and citizens studying to achieve a high school diploma through GED preparation This partnership will allow prospective students to study with certified educators and community education staff to achieve success.

Great Neighborhoods

Executive

- Update the City's real estate policies and procedures, including the surplus property process, to improve efficiency, transparency, and alignment with community development goals.
- Assist in identifying City-owned and privately held properties suitable for future affordable housing projects, supporting efforts to expand housing options for residents.

Justice Service Center

- Strengthen partnerships with transitional housing providers, community-based organizations, and local service agencies to help return citizens to access safe and stable housing upon release.

CITY ADMINISTRATION

- Partner with the Florida Rights Restoration Coalition (FRRC) to host a public Know Your Rights event, providing returning citizens, families, and community members with information about civil rights, voting eligibility, record-related barriers, available legal resources, and successful community reintegration.
- Host annual Second Chance Month community events bring together returning citizens, residents, and partner agencies to discuss challenges and co-create neighborhood solutions.
- Strengthen pre- and post-release outreach with local correctional facilities, ensuring smooth transitions and sustained community support.

Special Events

- Organize and host signature premier events and celebrations that reflect the City's diversity and shared value.
- Promote Community pride through cultural, historical events.
- Encourage volunteerism and resident participation in special events and neighborhood initiatives.
- Support local artists, musicians, and vendors through public events and markets.
- Attract visitors and stimulate economic growth through signature community celebrations.
- Celebrate cultural heritage and diversity to enrich the city's identity.

Civil Drug Court

- Coordinate with City departments to organize community service events to focus on cleaning up and revitalizing public spaces, parks, or community centers through the engagement of community members.

Youth Empowerment

- Continue to work with City Administration to enhance neighborhoods by implementing on-the-job training and pre-apprenticeship initiatives.

Operational Excellence

Executive

Continue working with the Development Services Department to identify and implement process improvements that increase efficiency and streamline the City's development procedures.

Implement technology solutions to improve communication, automate processes, and enhance operational efficiency in economic development efforts.

Identify performance indicators to measure the impact of economic development initiatives, using data-driven insights to guide improvements and inform decision-making.

CITY ADMINISTRATION

Special Events

- Enhance the City's website to improve special events applications and processes through automation.

Civil Drug Court

- Streamline operational processes and systems to consistently provide exceptional customer service.

Justice Service Center

- Implement performance metrics and digital tracking systems to monitor program effectiveness and participant outcomes.
- Implement performance-monitoring tools, including dosage tracking, file-review checklists, program-completion standards, and monthly and quarterly quality-assurance reviews to improve accountability and measure participant progress.

- Strengthen data quality and documentation standards by requiring staff to enter case notes and supporting documentation into RENEW within established timeframes.
- Expand quality-assurance oversight across pre-release, community-based, workforce-development, behavioral-health, transitional-housing, and jail reentry programs to ensure services are delivered effectively and in accordance with established standards.

Youth Empowerment

- Standard operating procedures will be established to align with City Administration and Palm Beach County Youth Services as needed. Excellent internal and external customer service will be provided and measured through completed stakeholder surveys.
- Launch a Summer Leadership Institute for students aged 11 to 15, aimed at developing leadership, teamwork, and problem-solving skills to enhance operational excellence by equipping youth with skills that contribute to their personal growth and community involvement.

Government Stewardship and Accountability

Executive

- Complete required annual reports for the Florida Department of Economic Opportunity, ensuring compliance with state regulations.
- Strengthen expertise in economic development and land use regulations, staying up to date on legislative and policy changes that impact the City's economic growth strategies.

CITY ADMINISTRATION

Special Events

- Collaborate with City departments, the Parks and Recreation Advisory Board, and create a Special Events Advisory Board to enhance event planning, coordination, and community engagement to provide feedback, support sponsorship and fundraising efforts, promote volunteer opportunities, and strengthen partnerships with local businesses, artists, vendors, nonprofits, and residents.
- Enhance the Special Events Policy to create a more comprehensive, customer-focused, and streamlined process that complies with state regulations, industry's best practices, City ordinances, and the City Charter while ensuring effective oversight and operational controls.

Justice Service Center

- Convene stakeholder meetings, community roundtables, Reentry Awareness activities, and lived-experience advisory discussions to gather feedback from returning citizens, service providers, government agencies, and community partners.
- Review and update the Justice Service Center's operations manual, internal procedures, quality-assurance tools, and staff training materials to improve consistency, transparency, and organizational accountability.
- Strengthen fiscal stewardship by monitoring program budgets, leveraging external funding, coordinating partner resources, and ensuring that expenditures remained aligned with approved grant and contractual purpose.

Youth Empowerment

- Expand the Youth Empowerment summer internship program to include job shadowing opportunities with city officials, aiming to involve 30 interns and create at least three new educational videos that showcase the interns' learning experiences and City services.

Community Engagement and Empowerment

Executive

- Continue improving and updating the interactive the City's website and social media platforms to provide up-to-date resources, opportunities, and program information.
- Actively participate in community meetings to discuss development projects, gather feedback, and ensure transparency in the City's economic growth efforts.
- Organize workshops and training sessions to educate local businesses about new City programs, funding opportunities, and economic development initiatives.
- Deploy business climate surveys to collect feedback from local businesses, identifying challenges and opportunities to inform future economic development strategies.

CITY ADMINISTRATION

- Develop and implement a business retention survey to identify businesses at risk of closure or downsizing, allowing for early intervention and support to promote sustainability and growth.

Special Events

- Create and increase overall enthusiasm and drive attention toward City venues and service.
- Continue to develop and implement a dynamic special events schedule designed to actively promote the City and foster stronger connections within the community and business partners.

Civil Drug Court

- Create partnerships with local organizations such as Archstone Behavior Health Drug and Alcohol and the Lords Place of Palm Beach County along with the City of Riviera Beach Fire and Rescue to organize National Recovery Month and host other events.

Justice Service Center

- Increase community participation through stakeholder meetings, community forums, partner roundtables, and outreach activities involving returning citizens, family members, residents, service providers, government agencies, and community leaders.
- Strengthen peer mentoring through the Reentry Academy, Reentry Advocate services, and the Reentry Alumni Network, connecting participants with individuals who have lived experience and can provide guidance, encouragement, and accountability.
- Host Reentry Awareness Nights and other community engagement activities to share resources, highlight participant success stories, address barriers to reintegration, and strengthen relationships between returning citizens and the broader community.

Youth Empowerment

- Provide quarterly opportunities for Riviera Beach residents to engage in study sessions with qualified tutors and take the Pearson Vue GED test in their pursuit of a high school diploma.
- Establish educational partnerships to deliver comprehensive educational engagement services for youth, young adults, and adult citizens. These services include homework assistance, testing strategies, reading and math remediation, college readiness boot camps, and access to career pathways.

Performance Measures

Special Events

Strategic Goals	Performance Measure	FY 2025 Actual	FY 2026 Target	FY 2026 Actual	FY 2027 Target
Build Great Neighborhoods	Number of premier special events hosted by the City that enhance community experiences, neighborhood vibrancy, and quality of life.	2	10	11	4
Prosperous, Resilient, and Sustainable Economy	Percentage year on year increase in the number of approved event vendors	N/A	50%	80%	80%
	Number of sponsorship opportunities created through an online City sponsorship package/levels	N/A	3	3	5
	Percentage increase in special event cost recovery through updated permitting fees, subscriptions, and charges	N/A	N/A	N/A	8%
Operational Excellence	To create a family-friendly, multi-lingual FAQ video or printed guide that helps residents understand the City of Riviera Beach's special events process-promoting transparency, compliance, and community participation	N/A	1	1	1

Strategic Goals	Performance Measure	FY 2025 Actual	FY 2026 Target	FY 2026 Actual	FY 2027 Target
	Number of workshops on the City and CRA special events process and practices. (staff and volunteers)	N/A	1	1	2
Strengthen Community Engagement	Coordinate special event planning and programming with Parks and Recreation through the Recreation Advisory Board and newly established Special Events Advisory Board.	N/A	N/A	4	4
	Number of joint partnerships developed to create top-tier special events programs	N/A	5	5	6

Civil Drug Court

Strategic Goals	Performance Measure	FY 2025 Actual	FY 2026 Target	FY 2026 Actual	FY 2027 Target
Prosperous, Resilient and Sustainable Economy	Number of grants applied for to support court services.	1	2	2	2
Great Neighborhoods	Number of coordinated community service events organized with City departments to engage residents in cleaning and revitalizing public spaces, parks, and community centers.	0	2	2	2
Operational Excellence	Number of Surveys to gauge overall service delivery and to identify areas of service improvements needed for the civil drug court program	50	75	75	100
Government Stewardship and Accountability	Percentage increase of Civil Drug Court participants who complete program requirements	5%	8%	8%	10%
Community Engagement and Empowerment	Number of Community Events	4	2	3	2

Justice Service Center

Strategic Goals	Performance Measure	FY 2025 Actual	FY 2026 Target	FY 2026 Actual	FY 2027 Target
Community Engagement and Empowerment	Number of Reentry awareness activities	4	4	4	6
	Number of Reentry family reunification events	4	4	4	4
	Number of Reentry prosocial events	6	10	10	10
Great Neighborhoods	Number of Reentry Month activities	1	2	2	2
Operational Excellence	Number of Participant Employment Training Sessions/Mock Interviews	5	10	10	12

Youth Empowerment

Strategic Goals	Performance Measure	FY 2025 Actual	FY 2026 Target	FY 2026 Actual	FY 2027 Target
Prosperous, Resilient, and Sustainable Economy	Number of relationships developed by the Youth Empowerment Program with Palm Beach County Youth Services and Palm Beach County Schools	3	3	8	10
Great Neighborhoods	Number of youths, young adults, and family pro-social services program offered by the Youth Empowerment Program in collaboration with Palm Beach County Youth Services, Safety and Justice Committee	10	10	10	10
Operational Excellence	Number of partnerships established by the Youth Empowerment Program to with community agencies for support and resources to grow the program	6	6	12	15
Government Stewardship and Accountability	Number of community engagement activities facilitated by Youth Empowerment	4	4	6	12
Community Engagement and Empowerment	Number of stakeholder surveys to gauge overall service delivery and to identify any areas of improvement conducted by the Youth Empowerment Program	4	4	4	4

Department Overview

The Communications and Marketing Department serves as the central hub for all public information, media relations, and community engagement efforts. The department is dedicated to fostering transparent, timely, and effective communication between the city government and its residents, businesses, and stakeholders. Through innovative strategies and diverse communication channels, the department ensures that the community stays informed, connected, and engaged with city initiatives, programs, and services.

Vision

To be a trusted and innovative leader in municipal communications, fostering an informed, engaged, and empowered community that thrives on transparency, collaboration, and inclusivity.

Mission

The mission of the City of Riviera Beach Communications and Marketing Department is to deliver clear, accurate, and accessible information to the public, enhance community engagement, and promote the city's initiatives, services, and achievements. By leveraging modern communication tools and fostering meaningful connections, the department aims to build trust, strengthen relationships, and ensure that every voice in the community is heard and valued.

Financial Overview

Category	FY 2025 Adopted Budget	FY 2026 Adopted Budget	FY 2027 Tentative Budget
Personnel	$ -	$ 646,315	$ 641,606
Operating	-	145,000	147,599
Total	**$ -**	**$ 791,315**	**$ 789,205**

COMMUNICATIONS AND MARKETING

FY 2026 Highlights and Accomplishments

Prosperous, Resilient, and Sustainable Economy

- Highlighted twenty-five local businesses and community partnerships through communication platforms.

Great Neighborhoods

- Published two neighborhood-focused stories to enhance localized engagement.

Accelerate Operational Excellence

- Produced 95% of communication materials on time and within established deadlines.

Government Stewardship and Accountability

- Featured eight City leadership stories to promote transparency and accountability.

Community Engagement and Empowerment

- Covered and promoted ten neighborhood events, fostering stronger communities.

FY 2027 Objectives and Performance Measures

Prosperous, Resilient, and Sustainable Economy

- Increase the number of local business partnerships

Great Neighborhoods

- Publish neighborhood-focused stories.

Operational Excellence

- Maintain a 95% on-time production rate for communication materials.

Government Stewardship and Accountability

- Increase City leadership features.

Community Engagement and Empowerment

- Promote neighborhood events.

Performance Measures

Strategic Goals	Performance Measure	FY 2025 Actual	FY 2026 Target	FY 2026 Actual	FY 2027 Target
Prosperous, Resilient, and Sustainable Economy	Highlight local businesses	20	25	25	30
Great Neighborhoods	Publish neighborhood-focused stories	2	2	2	3
Operational Excellence	Production of materials on time	95%	90%	95%	95%
Government Stewardship and Accountability	Feature City leadership stories	6	8	8	10
Community Engagement and Empowerment	Promote neighborhood events	7	10	10	12

Department Overview

The Finance and Administrative Services Department, under the guidance of the City Manager, has oversight of all financial transactions within the City including, but not limited to, payables, payroll, billing and collections, debt and investments, utility meter reading, and customer service. The Department uses prudent financial planning and management of the City's operating and capital finances, while controlling and monitoring the spending and ensuring compliance with regulations and accounting standards. The City's long-standing AA bond rating reflects the department's success. The Department's mission is to provide outstanding, comprehensive fiscal services and exceptional customer service through transparency, technology, and a highly qualified and trained staff. Under the direction of the Chief Financial Officer, the Department is comprised of four operating divisions: Administration, Financial Services, Treasury Services, and Customer Service.

Administration

The Administration Division provides leadership to the other Department's operating divisions and financial policy direction to City Administration, and other City departments and related entities to include the Utility Special District (USD) and the Riviera Beach Community Redevelopment Agency (CRA). The Administration Division coordinates the development and review of the City's investment, debt, and reserve policies. The Division strives to ensure that the City continues to earn outstanding bond ratings. The Administration Division collaborates with the City's departments to develop the City's annual operating budget and the City's Five-Year Capital Plan. The Division oversees the production of financial documents, including the annual budget, Annual Comprehensive Financial Report (ACFR), rating agency presentation, and cost allocation plan and ensures that the City meets the requirements of Florida Statutes, Chapter 200 that governs the Truth in Millage (TRIM) process. Throughout the year, the Director works on various projects as required. In addition, the independent audit of the City's financial records is managed within the Administration Division. The audit is performed in accordance with GAAP and GASB requirements to ensure fiscal responsibility and soundness of the City's finances.

FINANCE AND ADMINISTRATIVE SERVICES

Financial Services

The Financial Services Division prepares and monitors the City's annual operating and capital budgets to ensure that expenditures are within budget and comply with the City's policies and procedures. This Division is responsible for the reconciliation of all cash accounts and timely payment to vendors and contractors. Payroll is responsible for processing the payroll for over 500 employees as well as for handling federal tax withholding; health, dental and life insurance; and deferred compensation and retirement. The Division is also responsible for grant administration which includes planning, directing and coordinating with City departments; management of the financial and accounting reporting systems to ensure that the information is accurate in order to prepare the City's financial statements, budgets, and other forecasting mechanisms; and sound financial controls to include reconciliations, adherence to GAAP and GASB principles and standards which are implemented with a view to ensure compliance and prevention of fraud.

Treasury Services

The primary responsibility of the Treasury Services Division is to collect and report daily receipts in an efficient and timely manner while providing a high level of customer service to internal and external customers. The Division manages the City's cash and investments in an efficient and safe manner that strictly adheres to the City's Investment Policy. The Division records the daily receipts from several payment sources, including electronic funds transfers, lockbox receipt transmissions, credit card processor uploads, payment kiosks, and the cashier's window at City Hall. The Division plays an integral role in the implementation of online and point-of-sale payment options, ensuring that City departments accepting credit and debit cards have safeguards, revenue reconciliation, and reporting protocols in place. The Division will continue to streamline cash receipts processed by implementing and increasing credit card payments channels such as online payments and payments through kiosks. The Division regularly analyzes the City's cash flow needs to maintain a reasonably safe level of short-term investments while providing liquidity to ensure timely distribution of debt service, vendors, and payroll obligations. The Division is responsible for the City's bank accounts including the City's banking services contract, identification of wire transfers into City's bank accounts, investment of the City's cash, and management of City's capital projects funds.

Customer Service

The Customer Service Division is responsible for the monthly processing of utility bills for approximately 18,000 accounts in the City. This Division is also responsible for the automated meter reading system, which leads to more accurate billing, allows customers to monitor water usage and enables early notification of potential leaks, and other customer service issues.

FINANCE AND ADMINISTRATIVE SERVICES

Vision

To elevate the fiscal services and customer service delivery to unprecedented levels to meet the City's mission of excellent customer service, progressive leadership, and accountable stewardship.

Mission

Financing the City's future by providing outstanding, comprehensive fiscal services and exceptional customer service through transparency, technology, and a highly qualified and trained staff.

Department Financial Overview

Category	FY 2025 Adopted Budget	FY 2026 Adopted Budget	FY 2027 Tentative Budget
Personnel	$ 2,460,877	$ 2,662,918	$ 2,705,583
Operating	1,089,260	1,166,567	1,212,551
Total	**$ 3,550,137**	**$ 3,829,485**	**$ 3,918,134**

FY 2026 Highlights and Accomplishments

Accelerate Operational Excellence

- Upgraded Tyler employee self service module to Tyler Employee Access which provides employees with access to their personal information, details about their time, pay, benefits, and accrued leaved. Encouraged and promoted the use of electronic channels for payment of utility bills, business tax receipts, permits, library fees, and recreational fees.
- Implemented technological enhancements that allow additional automation to gain the highest efficiencies in daily transaction processing while maintaining control over accuracy and reporting of data.
- Researched alternative electronic payment methods for customers to pay utility bills and other fees.
- Monitored bank accounts and oversee cash receipts, disbursements, and transfers.
- Developed and maintained relationships with banks, financial institutions, and investment advisors.
- Managed debt portfolios and lease financing.

FINANCE AND ADMINISTRATIVE SERVICES

Government Stewardship and Accountability

- Maintained the Riviera Beach's revenue bonds rating at A+ by Fitch Ratings.
- Attained the Government Finance Officers Association (GFOA) Distinguished Budget Award for the FY 2026 Budget for the eighth consecutive year with special recognition for Long-range operating financial plans, strategic goals and objectives, and capital program.
- Completed the City's Annual Comprehensive Financial Report for FYE 2025.
- Arranged for the financing for the water treatment facility.
- Secured financing for the Police Station, Fire Station 86, and Parks and Recreation Master Plan facilities.
- Secured financing for the new water treatment facility.
- Invested excess cash in accordance with the investment policy while maximizing returns and preserving capital.
- Forecasted short-term and long-term cash flows to meet operational and capital expenditure.

FY 2027 Objectives

Prosperous, Resilient and Sustainable Economy

- Pursue the various financing options available for the construction of the new City Hall.
- Support the City's long-term capital program.
- Reduce outstanding utility account balances.
- Implement effective collection strategies for delinquent accounts.
- Update the Utility Special District Policy for utility services.

Accelerate Operational Excellence

- Assist in the development of financial policies related to investments, debt management, and cash management.
- Maintain timely bank deposits and cash reporting.
- Oversee banking services, including electronic payments, merchant services, and fraud prevention controls.
- Monitor and improve internal controls related to treasury operations and cash management.
- Resolve payment and account inquiries promptly.
- Manage ERP implementation projects.
- Improve cash forecasting accuracy and work with teams to reduce variances.
- Improve fraud prevention measures.
- Revise standardized treasury procedures.
- Implement effective collection strategies for delinquent accounts.
- Improve customer payment convenience and accessibility.
- Reduce payment processing time.
- Implement controls to detect and prevent fraudulent transactions.
- Promote fraud prevention.

- Recommend process improvements that reduce costs
- Pass internal or external audits with no significant findings.

Government Stewardship and Accountability

- Prepare year-end financial reports in accordance with generally accepted accounting principles within six months after the end of the fiscal year.
- Provide a high standard of timely comprehensive fiscal services to departments, rating agencies and other governments while safeguarding City assets.
- Continue to work to strengthen controls, practices, and policies.
- Continue to develop efficiency of operations.
- Monitor revenue and expenditures and maintain the City's long-term financial viability by forecasting the City's funding sources and uses.
- Maintain a high collection rate for utility bills.
- Maintain and manage the City's long-term financial plan by forecasting the City's funding sources and uses.
- Identify operational efficiencies resulting in annual savings.
- Optimize investment of surplus cash, increasing annual interest income.
- Strengthen treasury governance and internal controls across all City departments to support accountability and effective cash management.
-

Strengthen Community Engagement

- Continue to expand on the electronic payment options to pay for utility bills, building permits, business tax receipts, recreational and library services.

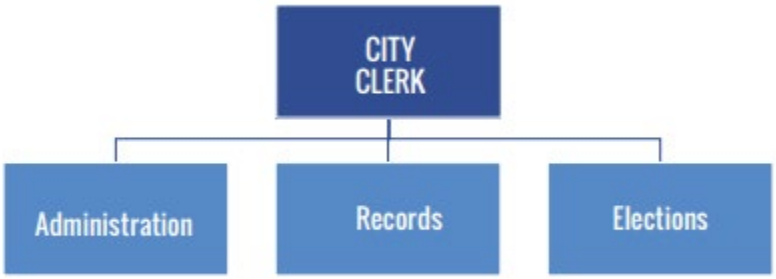

Department Overview

The Office of the City Clerk has three divisions, Records, Elections, and Administration, which play significant roles within the City. It is the official records depository for the City, with the City Clerk being the official Custodian of Records and keeper of the City's seal.

The Office of the City Clerk is responsible for the execution, maintenance, filing, and digitization of City Council and Utility Special District Board of Directors approved minutes, resolutions, ordinances, agreements, contracts, leases, recorded deeds, lobbyist registration(s), an annual update of the Ethics Commission database. The Department oversees the posting and publication of public notices for both entities, as required by law, and submits ordinances to be codified in the City's Code of Ordinances.

The Office of the City Clerk serves as the City's liaison for public records requests. It conducts Municipal Elections per the City's charter, Chapter 5 of the City's Code of Ordinances, Florida Statutes, and Administrative Law(s). The Office of the City Clerk has four full-time positions and one part-time position: City Clerk, Deputy City Clerk, Senior Staff Assistant, and Staff Assistant; the mail courier position is part-time; and works in tandem with all municipal departments.

Administration

The Administration Division responds to the legislative needs of the City by preparing for public meetings in the form of noticing meetings, facilitating post-meeting duties, and facilitating resident services via in-person, telephone, and email. This division handles inter-departmental services, research of archived records, and data collection. Lastly, the daily operations of the department fall within the prevue of our Administrative Division.

Records

The Records Division is also responsible for recording and releasing municipal liens and fulfilling lien search requests. The lien search process has been automated, alleviating customers' need to submit a request to the Office of the City Clerk in person. This effort is conducted with the Code Compliance Division and the Finance Department. The Records Division's efforts to digitize permanent City records remain an overall goal for the City.

CITY CLERK

Elections

As the Supervisor of Elections (SOE) for the municipal election process, the City Clerk is responsible for qualifying potential candidates; disseminating Municipal Election related information; confirming precinct locations; encouraging voter registration; receiving and reviewing Campaign Treasurer Report Summaries, and other election-related responsibilities.

Vision

The vision of the Office of the City Clerk is to be the customers link to excellent record keeping, encourage citizen engagement, and express the importance of voter participation in the election process.

Mission

To provide efficient, expedient, and professional service to all customers consistent with the City's standards, policies, procedures, and state laws.

Financial Overview

Category	FY 2025 Adopted Budget	FY 2026 Adopted Budget	FY 2027 Tentative Budget
Personnel	$ 409,527	$ 458,624	$ 489,993
Operating	359,922	340,091	342,587
Total	**$ 769,449**	**$ 798,715**	**$ 832,580**

FY 2026 Highlights and Accomplishments

Prosperous, Resilient and Sustainable Economy

- Invest in educational opportunities online and by attending workshops and conferences to improve work skills.
- Monitor expenses in the budget and reduce spending, where necessary.

Great Neighborhoods

- Volunteer services for City sponsored special events.
- Partner with community events for voter registration drives.
- Educate the community on the importance of their service on city advisory boards.
- Utilized various platforms to announce upcoming meetings and events.

Operational Excellence

- Attend public meetings and prepare accurate minutes to ensure a reliable historical record of City Council actions.
- Process resolutions, ordinances, and executed agreements in a timely and efficient manner.
- Evaluate and improve procedures within the City Clerk's Office to reduce redundancy and promote cross-training.
- Provide records management support and staff training, while advancing document digitization to enhance remote access to City Council approved materials.
- Coordinate and host public records management training in partnership with the State Library of Florida.
- Organize and host the Palm Beach County Municipal Clerks Association quarterly meeting in December 2026.

Government Stewardship and Accountability

- Strengthen the system for notifying council members about meetings to ensure timely communication and participation by using Microsoft Outlook software.
- Use the compiled email list to ensure that the City departments are notified, and the City website is kept up to date with meeting notices, resolutions, ordinances, executive agreements, and election information.

Community Engagement and Empowerment

- Utilize various mediums for the dissemination of information concerning the 2026 Primary and General Elections as well as the Riviera Beach 2027 Municipal Election.
- Train with poll workers at the Palm Beach County Supervisor of Elections Office.
- Continue to provide free notary services.

FY 2027 Objectives and Performance Measures

Prosperous, Resilient and Sustainable Economy

- Align resources with evolving organizational and community needs.
- Create meaningful opportunities for staff development, innovation, and improved service delivery.
- Position the Clerk's Office for long-term success through strategic planning and efficient resource allocation.
- Enhance organizational agility to effectively respond to external disruptions and internal challenges.
- Ensure financial and operational stability by maintaining prudent budgeting practices and strong internal controls.

Great Neighborhoods

- Allocate essential resources to support vibrant, safe, and inclusive neighborhoods through community focused initiatives.
- Conduct voter registration drives to promote civic participation and expand access to the electoral process.
- Plan, promote, and host community engagement events that encourage residents and employees to connect with City Clerk staff, learn about elections, advisory boards, and better understand the role and responsibilities of the Clerk's Office.

Operational Excellence

- Attend public meetings as needed and prepare accurate, comprehensive minutes to ensure an official and reliable record of actions taken by the City Council and advisory boards.
- Evaluate and enhance internal procedures within the City Clerk's Office to reduce redundancy, improve efficiency, and support cross training among staff.

Government Stewardship and Accountability

- Use the City's website to publish and provide internal and external access to City Council approved ordinances, resolutions, minutes, and agendas from regular City Council meetings.

Community Engagement and Empowerment

- Advance community engagement and empowerment by investing in initiatives that promote transparency, accessibility, and civic participation.
- Allocate resources to support outreach efforts such as voter registration drives, public education programs, and community events that connect residents and employees with City services.
- Implement programs and dedicate efforts that aim to foster informed and active participation, strengthen trust in local government, and ensure members of the community have meaningful opportunities to engage in civic life.

Performance Measures

Strategic Goals	Performance Measure	FY 2025 Actual	FY 2026 Target	FY 2026 Projected	FY 2027 Target
Prosperous, Resilient and Sustainable Economy	Number of public records requests processed	1,200	1,400	1,500	2,000
Great Neighborhoods	Number of community partners providing volunteer services	4	6	6	7
Operational Excellence	Number of management records for training with City departments.	3	4	4	5
Government Stewardship and Accountability	Number of lien search requests and lien releases	1,400	1,500	1560	1,700
Community Engagement and Empowerment	Number of community partnerships for voter registration and passport information	4	5	5	7

Department Overview

As a forward-thinking department, the Human Resources (HR) and Risk Management Department is responsible for the development, implementation, interpretation, and oversight of policies, procedures, and programs that strengthen the City's operations and support its workforce. Committed to organizational excellence, the Department promotes employee well-being through empowerment, professional growth, and retention, while aligning workforce strategies with the City's strategic goals and objectives.

In close collaboration with the City Manager's Office, department directors, employees, and external stakeholders, HR works to maximize the potential of the City's workforce. Embracing innovation and change, the Department is dedicated to delivering high-quality customer service and ensuring effective and efficient operations across all functional areas, including talent management, compensation and benefits, performance management, labor relations, risk management, compliance, workplace safety, and training and development.

Talent Management

The Talent Management function focuses on meeting the City's staffing needs by fostering an environment that attracts, develops, and retains highly qualified employees. This includes identifying and enhancing the skills of internal talent through effective assessment and development tools. Emphasis is also placed on cultivating essential soft skills, such as empathy, adaptability, and leadership, to support a resilient and high-performing workforce.

Compensation and Benefits

The Compensation and Benefits unit collaborates with key departments to ensure employee wages remain competitive, equitable, and aligned with market standards. This function also administers and oversees insurance and benefits programs for both active and retired employees, ensuring compliance and fiscal responsibility.

Risk Management and Workplace Safety

Risk Management and Workplace Safety work in partnership with City departments to develop and maintain a comprehensive risk management program. This includes identifying potential risks, evaluating their impact, and implementing appropriate mitigation strategies. The unit ensures compliance with applicable federal, state, and local laws and proactively updates policies and practices to reflect regulatory changes and best practices.

Performance Management and Labor Relations

Performance Management and Labor Relations are focused on strengthening the employer-employee relationship through fair, transparent, and effective practices. This includes assessing employee engagement and satisfaction, addressing workplace concerns, and supporting the continuous improvement of the City's performance management system.

Training and Development

Training and Development represent a strategic investment in achieving the City's goal of building a high-performing government organization. Through a comprehensive and inclusive training program designed for all levels of the organization, the City develops a skilled, knowledgeable, and adaptable workforce capable of delivering efficient, high-quality services to the community.

Vision

The vision for the City of Riviera Beach's Human Resources Department is to serve as a catalyst for organizational excellence and employee empowerment by cultivating a dynamic, inclusive workforce that drives innovation and delivers exceptional service to our vibrant community. To be the Best Waterfront City in which to Live, Work, and Play.

Mission

The mission of the City of Riviera Beach's Human Resources Department is to attract, develop, and retain a diverse, highly skilled workforce that empowers City departments to achieve their goals and serve the community with excellence and efficiency. We are committed to creating an exceptional City by providing excellent customer service, progressive leadership, and accountable stewardship.

HUMAN RESOURCES AND RISK MANAGEMENT

Financial Overview

Category	FY 2025 Adopted Budget	FY 2026 Adopted Budget	FY 2027 Tentative Budget
Personnel	$ 1,317,090	$ 1,612,968	$ 1,315,580
Operating	685,060	932,389	914,593
Total	**$ 2,002,150**	**$ 2,545,357**	**$ 2,230,173**

FY 2026 Highlights and Accomplishments

Prosperous, Resilient and Sustainable Economy

- Developed targeted strategies to improve the operational efficiency and effectiveness of the Human Resources Department.
- Continued strengthening recruitment and hiring practices by streamlining internal processes, reducing onboarding timelines, and supporting workforce planning initiatives that contribute to the City's long-term economic sustainability.

Great Neighborhoods

- Supported City departments that provide essential public services by improving staffing stability and recruitment efforts.
- Continued to recruit qualified candidates for critical positions, helping departments maintain service levels while promoting workforce diversity and increasing employee engagement within the community.

Operational Excellence

- Enhanced the recruitment and onboarding process, resulting in more efficient hiring practices and reduced onboarding time for new employees.
- Expanded employee wellness initiatives by offering health screenings and wellness programs that allowed employees to earn wellness incentives while promoting a healthier workforce.
- Continued efforts to improve operational efficiency through process modernization and increased use of electronic human resources workflows.
- Implemented the NeoGov Human Resources Management System.
- Expanded the online employee lifecycle process, including recruitment and onboarding.
- Streamlined recruitment and onboarding procedures to improve hiring efficiency.
- Reduced paper consumption through increased use of electronic and paperless human resources processes, supporting sustainability initiatives.
- Successfully negotiated and administered PBA Captains and PBA labor agreements.
- Launched an online employee wellness portal.
- Introduced "Wellness Tuesdays" to increase employee engagement and participation in wellness activities.

- Continued the monthly employee fruit delivery program to promote healthy workplace habits.
- Implemented an intravenous (IV) drip wellness initiative as part of the City's employee health and wellness program.
- Participated in career fairs to attract qualified candidates and expand recruitment efforts.
- Conducted evaluations of organizational and operational risks to support effective workforce planning and risk management.

Government Stewardship and Accountability

- Strengthened accountability by improving Human Resources policies, procedures, and compliance efforts.
- Continued to support transparent personnel practices while ensuring adherence to applicable federal and state employment laws.
- Advanced workforce planning initiatives to better support succession planning and organizational continuity.

Community Engagement and Empowerment

- Promoted employee engagement through wellness programs and initiatives that encourage participation in community activities.
- Continued to strengthen workplace policies and expand paperless Human Resources processes to improve service delivery, operational sustainability, and data-driven decision-making.
- Enhanced workforce reporting by monitoring key Human Resources metrics to support informed management decisions.

FY 2027 Objectives and Performance Measures

Prosperous, Resilient and Sustainable Economy

- Strengthen workforce planning to support sustainable growth.
- Reduce average time-to-fill vacancies by 15% compared to FY 2026.
- Decrease overtime expenditures citywide by 8% through improved workforce planning.
- Maintain employee benefits cost growth at or below budget projections.
- Strengthen organizational resilience through policy and compliance management.
- Conduct comprehensive policy review and update 100% of outdated HR policies.
- Maintain full compliance with federal, state, and labor regulations.
- Implement at least 2 citywide emergency staffing readiness exercises.

Operational Excellence

- Improve cost-effective recruitment and retention strategies.
- Increase applicant pool size by 20% for critical classifications.
- Reduce first-year employee turnover by 10%.
- Expand internship/apprenticeship partnerships by at least 3 programs to build workforce pipelines.

- Support departments that directly impact neighborhoods through staffing stability.
- Maintain vacancy rate below 8% in public-facing and essential service positions.
- Reduce onboarding processing time to 10 business days or less.
- Ensure 100% of critical roles have succession planning documentation.
- Enhance recruitment and retention for Police and Fire personnel.
- Reduce sworn and certified vacancy rates by 10%.
- Shorten hiring cycle for public safety positions by 20%.
- Maintain 100% compliance with background, credentialing, and regulatory requirements.
- Modernize HR systems and processes.
- Implement at least 3 HR process automation improvements.
- Reduce manual processing time for HR transactions by 20%.
- Achieve 90% employee satisfaction rating for HR services.
- Strategic workforce planning to reduce overtime and vacancy costs.
- Process modernization before adding personnel resources.
- Talent development to improve retention and reduce turnover-related expenses.
- Data-driven performance management aligned with measurable outcomes.

Community Engagement and Empowerment

- Promote workforce residency and community engagement.
- Increase percentage of employees residing within the City by 5%.
- Participate in at least six (6) community job fairs or local hiring initiatives.
- Track and report demographic workforce data annually.

Government Stewardship and Accountability

- Strengthen employee wellness and Risk Management programs.
- Performance Measures:
- Reduce workers' compensation claims frequency by 10%.
- Increase Employee Assistance Program (EAP) awareness participation by 15%.
- Develop a high-performing and accountable workforce.
- Implement the RISE AWARDS is an Employee Service Awards event organized to recognize and honor employees for their years of dedicated service and commitment to the organization. RISE is an acronym for Riviera's Innovative Star Employees.
- Provide a minimum of 24 hours of professional development per employee annually.
- Ensure 100% completion of annual performance evaluations citywide.
- Implement leadership development program for supervisory staff (minimum 2 cohorts annually).
- Support sustainable workplace practices.
- Increase utilization of paperless HR processes by 25%.
- Expand telework or flexible scheduling programs where operationally feasible.
- Track and report workforce metrics quarterly to support data-driven decisions.

Performance Measures

Strategic Goals	Performance Measure	FY2025 Actual	FY2026 Target	FY 2026 Projected	FY2027 Target
Operational Excellence	Number of updated job descriptions	100	100	100	100
	Number of City-wide performance appraisals conducted	300	315	315	325
	Number of policies and procedures created or updated	12	6	6	8
	Number of health and wellness fairs	3	3	3	4
	Number of e-training and development sessions	5	5	5	6
	Number of employee engagement sessions	10	12	12	12

Department Overview

The Legal Department is responsible for providing legal representation and advice to the City and its officials in numerous areas of law, including issues relating to planning, zoning, construction, development, environmental, human resources, civil rights, contracts, tax, real estate law, torts involving personal injury and property damage, ethics, conflicts of interest, public records and open meeting laws, compliance with financial disclosure laws, water and wastewater laws, and a wide range of other issues.

In addition to handling litigation, the Department's attorneys furnish legal advice and opinions on matters referred to them by the City Manager, Mayor, Council, and Department Directors. The Department's attorneys always attend meetings of the City Council, Utility Special District, and advisory boards of the City.

Vision

To provide efficient services to the public for the benefit of all.

Mission

Department Financial Overview

Category	FY 2025 Adopted Budget	FY 2026 Adopted Budget	FY 2027 Tentative Budget
Personnel	$ 938,350	$ 1,009,087	$ 1,164,262
Operating	324,387	353,674	341,141
Total	**$ 1,262,737**	**$ 1,362,761**	**$ 1,505,403**

FY 2026 Highlights and Accomplishments

Prosperous, Resilient and Sustainable Economy

- Completed a series of FEMA training in preparation for, response to, and recovery from potential emergency disasters that supports individuals, the community and city departments in coordination with local, state, and federal agencies to mitigate loss and build resiliency.
- Served in the Planning Section for the Incident Command System as the Documentation Unit Leader and attended all briefings/meetings to maintain accurate and complete incident files and ensure the proper storage of incident documentation to capture all critical information in an organized manner for legal, analytical, and historical purposes.
- Provided quality customer service and care towards public & resident concerns received through both written communication and telephone inquiries.
- Accepted service for numerous subpoenas and coordinated with the appropriate departments responsible for responding to ensure that responses were timely.
- The CAO in coordination with the Sean Pittman Law Group & the Milberg Law Firm secured significant financial recovery in the PFAS and AFFF water contamination litigation settlement with the anticipated payment schedule that includes:

Operational Excellence

- Coordinated several investigations for various departments while serving as a liaison between investigators and city departments and outside vendors from the beginning of the investigations until the conclusion of the investigations.
- Exceeded the completion of the minimum required CLE credits through attendance at in-person conferences and virtual workshops.
- Served as a liaison between the city and the public to mitigate the risk of litigation, when challenges and concerns arose within City departments.
- Performed legal research at the request of the Mayor, City Council members and other departments, and in support of current litigation matters, issues involving criminal, civil and forfeiture law and municipal ordinances; analyzed law sources and located applicable precedents, legal opinions, statutes and orders.

Community Engagement and Empowerment

- Supported City Administration's Citizen Leadership Academy.

Government Stewardship and Accountability

- Researched applicable laws, statutes, court decisions and other legal authorities for use in the preparation of cases, opinions, pleadings, briefs abstracts, deeds, and other

documents.
- Prepared memorandums, correspondence, motions/briefs relating to a variety of legal issues and timely filed documents with the court.
- Reviewed contracts, policies, and resolutions for other departments as to form and legal sufficiency.

FY 2027 Objectives

Prosperous, Resilient and Sustainable Economy

- Adopt emergency management ordinance
- Adopt noise ordinance

Operational Excellence

- Bring various litigation areas in-house, such as code enforcement, foreclosures, municipal code violations, planning and zoning, Development Services support, and arbitrations.
- Develop policy to recoup Utility Special District's funds caused by private developers breaking water mains in rights of way.
- Provide subpoena training.

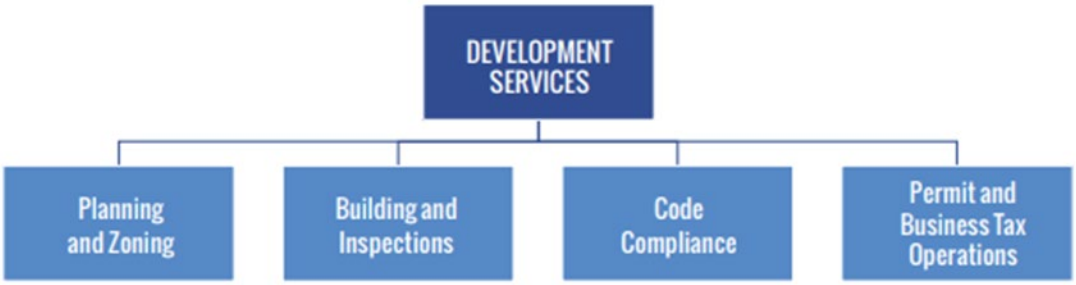

Department Overview

The Development Services Department provides a variety of services to City stakeholders associated with development, redevelopment and maintenance of real property. The Planning and Zoning Division oversees administration of land development regulations and serves as a technical liaison to the community. The Building Inspections Division is charged with administration of the Florida Building Code and functions to protect the health, safety and welfare of the public. The Code Compliance Division assists in maintaining the economic value and aesthetic appeal of private property within the City as required by the City's Code of Ordinances. Permit and Business Tax operations processes permit and provide business tax applications and ensure the efficient circulation, review, and issuance of approved documents. In summary, the Development Services Department has the vital responsibility to plan and approve future development projects, review and inspect ongoing construction, and ensure property maintenance once constructed.

Vision

To effectuate a comprehensive plan and organizational strategy to promote the effective and efficient development of Riviera Beach while building a livable, walkable, sustainable, and economically vibrant community; ultimately leveraging our geography and cultural diversity to preserve established communities, protect our ecological resources, and create a world class destination.

Mission

The City of Riviera Beach Development Services Department is committed to planning, building, and maintaining a safe and sustainable community, serving you with small town hospitality and leaving a lasting impression.

Financial Overview

Category	FY 2025 Adopted Budget	FY 2026 Adopted Budget	FY 2027 Tentative Budget
Personnel	$ 3,741,874	$ 4,102,463	$ 4,369,645
Operating	1,357,438	1,345,842	1,307,989
Operating Capital	26,250	27,000	-
Total	**$ 5,125,562**	**$ 5,475,305**	**$ 5,677,634**

FY 2026 Highlights and Accomplishments

Prosperous, Resilient and Sustainable Economy

- Collected over $9.7 million in revenue during the last year Including $7.5 million in permit fees; $2.1 million in BTR fees; $0.119 million in planning application fees; and $0.105 million in code compliance fees.
- Approved over $258.6 million in new construction for a total of 860,639 square feet of new construction and building improvements.

Great Neighborhoods

- Issued more than 2,600 new code violations during the last year and complied with almost 437 violations during the same period.
- Collaborated with the Police Department to address four nuisance properties using the unsafe structures program.
- Created a new civil citation program so that Police, Public Works, and Development Services can now immediately address certain violations.

Operational Excellence

- Successfully deployed mobile printers, tablets, keyboards and vehicle equipment to allow for fully field operational Code Compliance Officers.
- Implemented online renewals for existing business tax receipts customers and initiated online submittals for new business tax receipts applications.
- Launched 48-hour turnaround permits for the most common application types.

Government Stewardship and Accountability

- Implemented the state required milestone inspection program to comply with the new State mandate.
- Eliminated the use of CAP Government for plan review and minimized third party staffing which has reduced costs, and improved customer service for the development community.

Community Engagement and Empowerment

- Successfully established the newly ordained Art in Public Places Advisory Board and recruited a diverse set of citizen volunteers to staff the board.
- Hosted over a dozen community meetings and workshops related to the City's Comprehensive Plan rewrite.
- Successfully hosted fifteen public meetings including: seven Planning and Zoning Board Meetings, four Code Compliance Magistrate Meetings, and four Art in Public Places Advisory Board Meetings.

FY 2027 Objectives and Performance Measures

Prosperous, Resilient and Sustainable Economy

- Continue working with the development community to bring online an expected $1 billion in new taxable land value to the City during the coming year.
- Create a small business directory for the City to be used by residents and interested parties.
- Continue to improve coordination between the Department and the CRA, Port of Palm Beach, and Housing Authority to streamline projects that will strengthen the local economy.
- Ensure that proposed land development in Riviera Beach provides the best value proposition for the City through the retention of high property values and contributing to a strong tax base.

Great Neighborhoods

- Comply with at least 75% of code compliance violations within 60 days.
- Leverage the Code Compliance division's operational changes and hardware enhancements to improve the surveillance of City neighborhoods and compliance rates.
- Optimize the property owners' assistance program with the goal of helping at least five qualifying homes.
- Create a task force to create a rental property program for the City aimed at providing better oversight of, and more clarity to, absentee landlords that operate in the City.

Operational Excellence

- Review the planning and zoning fee schedule and recommend changes to City Council based on regional rate averages.
- Consult with third party geographic information services (GIS) and artificial intelligence (AI) software providers to make public basic information about all permits, applications and code cases through the City's official GIS map.
- Update standard operating procedures for all divisions to improve work flows and resiliency.

Government Stewardship and Accountability

- Continue to be prudent with revenues generated from land development and permit fees.
- Ensure transparency in decisions made by staff.

Community Engagement and Empowerment

- Proactively work to fully staff the Planning and Zoning Board and the Public Art Advisory Board.
- Continue extensive outreach to involve the public in the City's Comprehensive Plan and neighborhood planning programs.

Performance Measures

Strategic Goals	Performance Measure	FY 2025 Actual	FY 2026 Target	FY 2026 Projected	FY 2027 Target
Prosperous, Resilient and Sustainable Economy	Percentage increase in small business satisfaction.	50%	50%	60%	65%
Great Neighborhoods	Number of properties receiving funding for improvements from assistance program.	4	4	1	5
Operational Excellence	Percentage of permit applications reviewed and issued within 30 days of submission.	75%	75%	75%	85%
Community Engagement and Empowerment	Percentage of staff participating on the citizen advisory boards.	N/A	N/A	N/A	100%

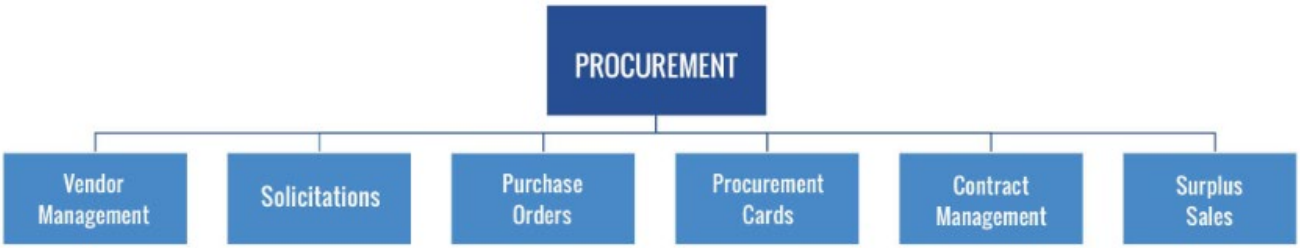

Department Overview

The Procurement Department is responsible for oversight of the City's procurement activities, coordination of surplus disposition, and contract administration. The Department's primary functions are to:

- Source goods and services in a manner that obtains best value for the effective and efficient operation of the City, the Utility Special District (USD), and the Community Redevelopment Agency (CRA).
- Recognize, support, and practice the public procurement values and guiding principles of Accountability, Ethics, Impartiality, Professionalism, Service, and Transparency established by the National Institute of Governmental Purchasing (NIGP) and uphold the Code of Ethics as a fundamental tenet of the public procurement profession.
- Apply sound procurement procedures in supplier selection and payment administration, including administration of City-issued procurement cards.
- Issue solicitations that meet operational and administrative needs in accordance with Florida Statutes, Palm Beach County governance requirements, the City Charter, the City Procurement Code, the Palm Beach County Commission on Ethics, and the Palm Beach County Office of Inspector General.
- Promote business with local and small businesses to protect, sustain, and stimulate the City's local economy and support small business development.
- Take full responsibility for the purchasing and supply function, staying current on procurement trends through active participation in professional purchasing organizations.
- Keep City departments informed of relevant problems and progress through appropriate channels.
- Avoid deceptive practices and misrepresentation, recognizing that mutually beneficial business relationships are built on honesty and fair dealing.
- Act in a courteous, considerate, prompt, and professional manner with fellow employees, vendors, contractors, consultants, and the public.

PROCUREMENT

Vision

To provide the highest service and quality of goods and services at the best value while instituting the core values of professionalism, innovation, and integrity to all process partners involved in the procurement and supply chain process.

Mission

To serve internal departments and external business stakeholders with the highest level of professionalism, innovation, and technology, while utilizing lean practices and the best sourcing methodologies

Motto

Fairness, Transparency and Compliance

Financial Overview

Category	FY 2025 Adopted Budget	FY 2026 Adopted Budget	FY 2027 Tentative Budget
Personnel	$ 886,139	$ 917,496	$ 966,021
Operating	192,353	381,737	327,998
Total	**$ 1,078,492**	**$ 1,299,233**	**$ 1,294,019**

FY 2026 Highlights and Accomplishments

Prosperous, Resilient and Sustainable Economy

- Maximized the value of public funds through strategic sourcing, competitive procurement practices, and responsible stewardship of taxpayer resources.
- Participated in the City's Citizens Leadership Academy to educate residents on public procurement processes and the responsible expenditure of public funds.
- Supported local economic development by promoting fair and open competition while expanding opportunities for qualified vendors.
- Leveraged cooperative purchasing contracts, including National Association of State Procurement Officials (NASPO) and other governmental agreements, to obtain competitive pricing and improve procurement efficiency.

PROCUREMENT

Great Neighborhoods

- Supported City departments by providing timely procurement services for capital improvement projects, public infrastructure, parks, utilities, and neighborhood enhancement initiatives.
- Increased accessibility to procurement policies, procedures, and educational resources for City departments and the public.
- Strengthened partnerships with departments to improve service delivery and ensure procurement activities aligned with community priorities.

Operational Excellence

- Improved procurement operations through enhanced collaboration, standardized processes, and continuous customer service improvements.
- Coordinated emergency procurement planning and contractor readiness efforts to support hurricane response and disaster recovery operations.
- Continued implementation of electronic procurement tools to improve efficiency, transparency, and vendor participation.
- Expanded procurement training opportunities for City staff to promote consistent application of procurement policies and procedures.

Government Stewardship and Accountability

- Continued modernization of the City's Procurement Code and administrative procedures to improve efficiency, transparency, and regulatory compliance.
- Developed and continued development of standard operating procedures, standardized procurement forms, and procurement guidance documents.
- Strengthened Purchasing Card (P-Card) oversight through policy development, administrative controls, and compliance monitoring.
- Continued development of the Citywide Subcontractor and Local Vendor Program Policy.
- Development of the City Direct Pay Policy.
- Promoted responsible procurement practices through improved contract administration, documentation, and internal controls.

Community Engagement and Empowerment

- Continued the City’s partnership as a Palm Beach County Business Matchmaker Conference Partner and served on the conference steering committee to expand business opportunities for local firms.
- Fostered collaboration with vendors, community organizations, and regional procurement partners to increase participation in City contracting opportunities.

PROCUREMENT

- Expand the Procurement Department's regional partnerships by collaborating with neighboring municipalities, public agencies, educational institutions, chambers of commerce, and professional organizations to increase vendor outreach, share procurement best practices, promote cooperative initiatives, and strengthen economic opportunities for businesses throughout the region.

FY 2027 Objectives and Performance Measures

Prosperous, Resilient and Sustainable Economy

- Expand strategic sourcing initiatives to maximize competition, reduce procurement cycle times, and obtain the best value for the City.
- Continue implementation and optimization of BidNet Direct as the City's enterprise solicitation platform.
- Conduct major competitive procurements supporting the Reimagine Riviera Beach initiative and other strategic capital projects.
- Promote sustainable procurement practices through environmentally responsible purchasing initiatives.
- Implement the Buy Local, Buy Riviera Beach™ initiative to strengthen the City's local business community by increasing awareness of contracting opportunities, encouraging local vendor participation, and supporting economic development within the City.

Great Neighborhoods

- Provide procurement support for major redevelopment and capital improvement projects that enhance neighborhoods, improve public infrastructure, expand recreational amenities, and improve the quality of life for residents.
- Support Community Redevelopment Agency initiatives through timely and compliant procurement services that facilitate mixed-use redevelopment, economic revitalization, and strategic investment throughout the CRA district.
- Collaborate with City departments during project planning to improve procurement scheduling, reduce project delays, identify procurement risks early, and ensure goods and services are available when needed.
- Develop long-term procurement strategies that improve continuity of services, increase competition, and provide departments with greater flexibility when addressing operational and capital needs.

PROCUREMENT

Operational Excellence

- Continue modernization of procurement operations through technology, automation, and standardized business processes.
- Implement comprehensive emergency procurement procedures fully aligned with FEMA procurement requirements.
- Expand Procurement Representative assignments to strengthen departmental customer service and improve communication across the organization.
- Increase professional development by supporting procurement staff in obtaining advanced certifications, continuing education, and professional credentials through NIGP.

Government Stewardship and Accountability

- Present comprehensive revisions to Chapter 16.5 of the City Code for Council consideration.
- Continue implementation of the Tyler Munis Contract Management Module to improve contract administration, monitoring, compliance, and reporting.
- Complete development of standardized solicitation templates, evaluation documents, procurement forms, and administrative procedures.
- Strengthen Purchasing Card governance through updated policies, enhanced internal controls, training, monitoring, and compliance audits.
- Expand procurement performance metrics and reporting to improve accountability, transparency, and operational decision-making.
- Continue implementation of the City's Subcontractor and Local Vendor Program.

Community Engagement and Empowerment

- Continued partnership with the Annual Palm Beach County Business Matchmaker Conference in partnership with regional organizations.
- Launch Vendor University to educate vendors on doing business with the City and improve vendor readiness.
- Conduct multiple vendor outreach workshops focused on local, small, minority-owned, and women-owned businesses.
- Expand regional partnerships with public agencies, educational institutions, and industry organizations to strengthen supplier participation.
- Enhance vendor communication through expanded online resources, educational materials, and supplier engagement initiatives.

PROCUREMENT

Additional Strategic Objectives

- Expand utilization of Tyler Munis, BidNet Direct, DocuSign, and other technology platforms to improve procurement efficiency, contract management, and data-driven decision making.
- Develop dashboards and performance metrics that measure procurement cycle times, vendor participation, contract utilization, and operational effectiveness.
- Continue building a high-performing procurement organization through workforce development, succession planning, cross-training, and employee engagement.
- Promote procurement as a strategic business partner by strengthening relationships with City departments and providing proactive procurement planning and consulting services.

Performance Measures

Strategic Goals	Performance Measure	FY 2025 Actual	FY 2026 Target	FY 2026 Projected	FY 2027 Target
Prosperous, Resilient and Sustainable Economy	Conduct semi-annual outreach and general training events for suppliers with a minimum of two project procurement specific events	2	2	2	2
Great Neighborhoods	Number of capital project solicitations completed	4	2	6	4
	Complete solicitations for mixed-use developments for the CRA on the Broadway corridor.	2	2	1	2
Operational Excellence	Establish City-wide contract	5	5	2	2
	Conduct training sessions for staff	2	0	1	2
Community Engagement and Empowerment	Number of vendor outreach events participated in and/or conducted	14	7	4	10

POLICE

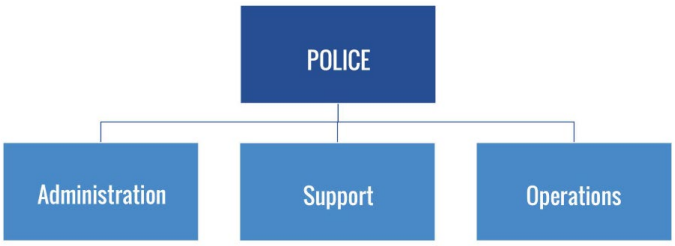

Department Overview

The Riviera Beach Police Department (RBPD) is a full-service law enforcement agency serving a population of over 35,000. RBPD comprises 121 sworn officers and 75 non-sworn employees who handle approximately 80,000 calls for service each year.

RBPD exists because of the community we serve. RBPD is an organization of professionals committed to providing the highest level of police service in a sensitive and positive manner to all, regardless of race, creed, or lifestyle. RBPD recognizes the value of human life and the dignity of all people and strives to be fair, compassionate, and respectful to individuals encountered.

On December 7, 2022, the Commission for Florida Law Enforcement Accreditation (CFA) voted unanimously to award the Riviera Beach Police Department its initial accreditation, making it the City's first accredited department and marking a significant milestone in the agency's commitment to professional standards, accountability, and best practices in law enforcement. Building on that achievement, the Department continued to maintain compliance with CFA standards through ongoing policy review, training, and internal assessments. As a result of those sustained efforts, on October 22, 2025, the CFA again voted unanimously to award the Department reaccreditation, reaffirming its commitment to excellence and ensuring continued adherence to recognized professional standards.

The Department fully embraces the recommendations outlined in the Final Report of The President's Task Force on 21st Century Policing, which points out how the mission of law enforcement is "to build trust between citizens and their peace officers so that all components of a community are treating one another fairly and justly and are invested in maintaining public safety in an atmosphere of mutual respect." To that end, the Department will employ the six pillars framework used by the task force:

1. Building Trust and Legitimacy
2. Policy and Oversight
3. Technology and Social Media
4. Community Policing and Crime Reduction
5. Training and Education
6. Officer Safety and Wellness

The mission of the RBPD is to "SERVE AND PROTECT" all who live, work, vacation, as well as those who travel through the City, and in so doing, make a meaningful contribution to the quality of life for the community. Our goal is to provide service for every person within the city limits of Riviera Beach, and

at the same time, protect them from being victims of crime. RBPD Officers strive each day to carry out the Department's mission as follows: the protection of life and property, the prevention and suppression of crime, the apprehension of violators of the law, the increase of the quality of life, and the preservation of public order.

RBPD has adopted a crime-fighting philosophy that is centered on Intelligence-Led Policing and Predictive Policing. Intelligence-Led Policing is a collaborative law enforcement approach combining problem-solving policing, information sharing, and police accountability, with enhanced intelligence operations. Through Intelligence-Led Policing, RBPD attempts to identify those who are committing crimes and identify victims of crimes and victimized areas. RBPD targets high-frequency offenders and works in a collaborative effort with other local, state, and federal law enforcement agencies.

Predictive Policing uses computers and advanced software applications to analyze data regarding crimes in a particular area to anticipate where and when a crime will occur in the near future. This approach does not identify who will commit the crime, but it pinpoints hot spots to help RBPD anticipate the approximate time, day, and area that might have another crime committed within the city. RBPD utilizes a CompStat approach to accomplish this mission. This allows RBPD to be accountable to the residents we serve, to be more strategic in thwarting crime and responding to crimes in progress. The Department is building a communications strategy to increase information sharing and communications with the public by providing regular updates through media outlets and social media.

Community policing promotes organizational strategies that support the use of partnerships and problem-solving techniques to proactively address the immediate conditions that give rise to public safety issues such as crime, social disorder, and fear of crime. RBPD's district-based problem-solving policing ensures that senior-level police managers are responsible and held accountable for delivering police services tailored to the specific needs of the community. Officers and supervisors are also assigned to one of the police districts where long-term assignments and line-level accountability make each officer a stakeholder and a problem solver.

The Department engages the youth with the Police Athletic/Activities League and the RBPD Police Explorers Program. The programs exist to aid in the prevention of juvenile crime and violence by providing mentorship, life skills, civic/service, athletic, recreational, enrichment, and educational opportunities, and resources to Riviera Beach youth and their families.

The Community Policing Strategy is complemented by a well-established Real Time Crime Center (RTCC), where the Department blends the latest crime-fighting technology with "old-fashioned" police work. RBPD maintains a comprehensive body-worn camera and mobile video recording program, which equips each RBPD Officer with a body-worn camera while continuing to enhance public trust and transparency between RBPD and the community it proudly serves.

Vision

All members of the Riviera Beach Police Department are committed to maintaining the highest standards of professional ethics and integrity. We shall embrace the philosophy of police and community collaboration, while ensuring equal justice for all. We will work together to reduce crime and improve the quality of life for all citizens. We will provide a highly trained workforce and provide fair and professional police service while striving for excellence in everything we do.

Mission

The mission statement of RBPD is to safeguard the lives and property of the people we serve and protect, to reduce the incidence of crime, and to enhance public safety while working with diverse communities to improve their quality of life.

Financial Overview

Category	FY 2025 Adopted Budget	FY 2026 Adopted Budget	FY 2027 Tentative Budget
Personnel	$ 20,772,556	$ 23,167,743	$ 24,693,160
Operating	8,629,780	9,696,031	9,112,505
Operating Capital	120,160	49,000	110,000
Total	**$ 29,522,496**	**$ 32,912,774**	**$ 33,915,665**

FY 2026 Highlights and Accomplishments

Prosperous, Resilient and Sustainable Economy

- Successfully secured and advanced multiple grant initiatives, including the $221,750 Solid Waste Authority Blighted and Distressed Property Clean-Up Grant for demolition efforts at Barracuda Bay, submitted the FY 2025 Edward Byrne Memorial Justice Assistance Grant (JAG) application in the amount of $36,034 to support the Drone as First Responder program, and coordinated an extension request for the $500,000 legislative appropriation to support development of the new police training facility.
- Maintained a dedicated law enforcement presence at the Port of Palm Beach to support maritime security and protect critical economic infrastructure.
- Collaborated with business stakeholders through the Broadway Business District meetings to strengthen the business environment and reduce crime and blight.

Great Neighborhoods

- Effectively managed the staffing and coordination for all special events to date, ensuring adequate resource deployment, maintaining public safety, and supporting community engagement throughout the city.
- Reduced unsheltered homelessness from 107 to 40 through the CO-Response Model in partnership with healthcare agencies.

Operational Excellence

- Recognition of Police Officer Torres at the 39th Palm Beach County Traffic Safety Awards for reducing traffic incidents in Riviera Beach for the issuance of 1,086 citations, seizure of 13 tags, made 3 arrests, and towed 30 vehicles.
- Established partnerships with local law enforcement agencies through Memoranda of Understanding (MOUs) to support the investigation and resolution of cold cases by sharing resources, information, and investigative expertise.
- Took delivery and successfully commissioned a 28 Relentless offshore center console patrol vessel from vendor for enhancing maritime enforcement capabilities, improving response readiness on local waterways, and strengthening overall public safety operations.
- Took delivery and placed into service a fully customized 30-foot Tactical Mobile Command Vehicle (Mobile Tactical Operations Center), equipped with advanced communications systems, real-time connectivity, surveillance capabilities, workstations, and rapid deployment features to support SWAT operations, critical incidents, and multi-agency coordination.

Government Stewardship and Accountability

- Successfully achieved reaccreditation on October 22, 2025, demonstrating continued compliance with established professional standards and a commitment to best practices in law enforcement operations.
- Completed quarterly employee evaluations in accordance with established timelines, providing structured performance feedback, supporting accountability, and identifying opportunities for professional growth.
- Successfully planned and executed the 2026 Awards Banquet to recognize the outstanding achievements and contributions of department personnel while promoting morale and organizational pride.
- Provided training for newly promoted sergeants was completed, and a structured supervisory training program was implemented to support their transition into leadership roles and ensure consistent, effective supervision across the organization.
- Conducted quarterly supervisors training sessions to enhance leadership development, reinforce policy knowledge, and ensure consistent supervisory practices across all divisions.

Community Engagement and Empowerment

- Appointment of the RBPD Police Chief as the President of the Palm Beach County Association of Chiefs of Police, reflecting regional leadership and strengthening collaboration among law enforcement agencies throughout Palm Beach County.
- Hosted a well-attended community meeting with required participation from all Shift Commanders and the Traffic Unit supervisor.
- Deployed the Mobile Command Center throughout the city to strengthen community engagement, increase transparency, and provide direct access to Road Patrol personnel.
- Conducted youth-focused community engagement initiatives, including recruitment outreach, athletic events, holiday programs, and the development of a citywide reading program, to strengthen relationships, reduce crime, and promote positive opportunities for youth.
- Implemented a Special Needs Registry to improve service delivery and accountability for vulnerable populations.
- Hosted a town hall meeting to educate the community on the operations of the 911 Communications Center, providing insight into call-taking and dispatch processes, while also promoting career opportunities as a telecommunicator and strengthening transparency and public understanding of emergency response services.

FY 2027 Objectives and Performance Measures

Prosperous, Resilient and Sustainable Economy

- Reduce the number of traffic accidents involving on-duty officers by 5 percent through enhanced driver safety training, reinforced policy compliance, and increased supervisory oversight, while promoting safe driving practices that protect personnel, the public, and City assets.

Great Neighborhoods

- Implement automated speed zone enforcement in designated school zones and reduce speeding violations by 10 percent through the deployment of camera technology, public awareness efforts, and targeted enforcement strategies to improve safety for students and pedestrians.

Operational Excellence

- Implement the Drone as First Responder (DFR) program to enhance operational efficiency and reduce response times by leveraging real-time aerial intelligence, improving situational awareness, and supporting data-driven deployment of police resources.

Government Stewardship and Accountability

- Pursue accreditation for the Communications Center through the Florida Law Enforcement Communications Accreditation Program (FLA-PAC) by developing policies and procedures, implementing training and quality assurance processes, and aligning operations with recognized professional standards to support consistent, transparent, and reliable emergency communications services.

Community Engagement and Empowerment

- Host a community event upon completion of the 100th home painting project as part of the Community Services Division's revitalization and outreach efforts, recognizing community partnerships, promoting neighborhood pride, and strengthening resident engagement.

Performance Measures

Strategic Goals	Performance Measure	FY 2025 Actual	FY 2026 Target	FY 2026 Projected	FY 2027 Target
Prosperous, Resilient and Sustainable Economy	Reduction in overall crime	1,365	N/A	1,433	1,390
Great Neighborhoods	Reduce the number of traffic accidents by 5% at the three most dangerous intersections	102	90	96	85
Operational Excellence	Number of annual leadership training for Supervisors and Command Staff (hours)	2,341	2,056	2,056	2,100
Government Stewardship and Accountability	Average police response times (minutes)	6 min. 33 sec.	5 min. 30 sec.	5 min. 50 sec.	5 min. 30 sec.
Community Engagement and Empowerment	Number of community education and engagement events	N/A	N/A	N/A	24

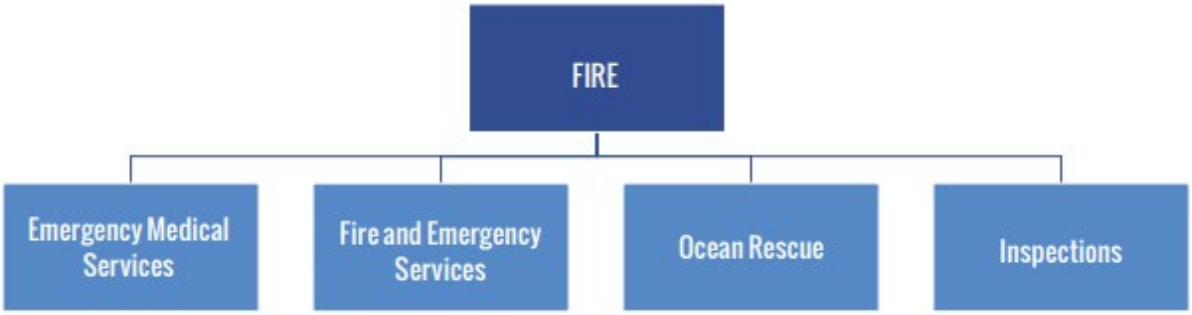

Department Overview

Riviera Beach Fire Department (RBFD) provides fire suppression, emergency medical services, fire prevention, ocean rescue, disaster preparedness planning and response, and public safety education for the community. RBFD responds to approximately 10,000 calls for service annually and operates from 2 fire stations, which house 3 fire suppression, 1 Aerial unit, 1 Battalion Chief, 1 EMS Captain, and 4 rescue units. RBFD comprises 95 sworn positions: Firefighters, Paramedics, Inspectors, and Emergency Medical Technicians, 3 Ocean Rescue Lifeguards, and 3 civilian administrative personnel.

The mission and values are the foundation of this organization. Thus, every effort will be made to keep these current and meaningful so that the individuals who make up the Riviera Beach Fire Rescue are guided by them in the accomplishment of the goals, objectives, and day-to-day tasks.

Vision

- Integrity – Displaying reliable and impeccable moral character in service to the community.
- Loyalty – Honest, truthful, and dependable to each other, our families, and the community we represent.
- Dedication – Our devotion to professionalism through preparation, courage, and compassion.
- Pride – Being self-motivated to achieve greatness continually.

Mission

Riviera Beach Fire Rescue exists to protect the quality of life in our community by providing exceptional fire, rescue, and emergency medical services in a compassionate and professional manner.

Financial Overview

Category	FY 2025 Adopted Budget	FY 2026 Adopted Budget	FY 2027 Tentative Budget
Personnel	$ 16,823,817	$ 16,466,302	$ 19,031,736
Operating	4,470,256	4,993,307	4,410,611
Operating Capital	225,750	208,446	402,143
Total	**$ 21,519,823**	**$ 21,668,055**	**$ 23,844,490**

FY 2026 Highlights and Accomplishments

Prosperous, Resilient, and Sustainable Economy

- Obtained additional grant funding from the Palm Beach County Health Department for EMS needs.
- Conducted Medicaid self-audit for continued participation in the state Public Emergency Medical Transport (PEMT) Program.
- Conducted Medicaid self-audit to ensure that Medicaid reimbursement is not reduced by 10%.
- Continuing to leverage grants for operational needs.
- Submitted grants for SAFER to address operational staffing concerns.
- Submitted an AFG grant to obtain the equipment needed to replace older and outdated equipment.

Great Neighborhoods

- Conducted Mutual Aid training with surrounding municipalities.
- Continued to work with our internal and external stakeholders on public safety and community resiliency. (FPL, USCG, DHS, Palm Beach County School Board.)
- Continued to work with the North County Chamber of Commerce.
- Maintain active participation in the various fire and EMS associations throughout the county and the state.
- Worked with local educational institutions on developing local opportunities for a career in Fire/EMS.

Operational Excellence

- Relocated crews to temporary Station 86.
- Obtained grants to offset funding for the rising cost of EMS medications and equipment.
- Obtained additional funding for out-of-service training.
- Purchased new EMS equipment (LP 35, Lucus 3.0, Power Stretchers, Power Loader, Stair Chairs).
- Purchased new PFAS free fire bunker gear.
- Held community swimming lessons. (Drowning Prevention Week).

Government Stewardship and Accountability

- Revised departmental rules and regulations.
- Continued to update the procedural manual to bring tactics and strategies up to date.
- Provided incentives for Fire Investigators to ensure a timely turnaround of fire reports.
- Implemented systems to ensure accurate estimations for medication orders.
- Continued to provide incentives for Mental Health and Wellness Service dog handlers.

Community Engagement and Empowerment

- Continued and enhanced community outreach on careers in the fire service within local schools.
- Continued working with the Red Cross to install smoke detectors throughout the community.
- Provided blood pressure and Glucose checks during EMS Week in May.
- Provided free swimming lessons for all ages during Drowning Prevent week.
- Provided training to the community on CPR, Stop the Bleed, and AED use.
- Donated EMS equipment to local schools for vocational training.
- Collaborated with the Youth Empowerment Program on career awareness and options in the fire and EMS field.
- Provided career awareness for residences that participated in the Citizens Leadership Academy.

FY 2027 Objectives and Performance Measures

Prosperous, Resilient, and Sustainable Economy

- Obtain additional grant funding from the Palm Beach County Health Department for EMS needs.
- Continuing to leverage grants for operational needs.
- Continue to submit grants for SAFER to address operational staffing concerns.
- Submit for an AFG grant to obtain the equipment needed to replace old and outdated equipment.
- Negotiate with the IAFF and the contract to ensure our ability to recruit and retain firefighters.

Great Neighborhoods

- Continue mutual aid training with surrounding municipalities.
- Continue working with our internal and external stakeholders on public safety and community resilience.
- Continue to work with the North County Chamber of Commerce.
- Maintain active participation in the various fire and EMS associations throughout the county and the state.
- Working with local educational institutions on developing local opportunities for a career in Fire and EMS.

Operational Excellence

- Continue with the construction of Fire Station 86
- Continuing to revise departmental rules and regulations
- Conduct a community-driven Five-year Strategic Plan
- Increase minimum daily staffing to meet county minimum standards
- Draft an automatic aid agreement to begin closing gaps on accreditation
- Bring in Subject Matter Experts (SMEs) to ensure an All-Hazards response readiness.

Government Stewardship and Accountability

- Continuing to revise departmental rules and regulations.
- Continuing to update the procedural manual to bring tactics and strategies up to date.
- Providing incentives for Fire Investigators to ensure a timely turnaround of fire reports.
- Implemented systems to ensure accurate estimations for medication orders.
- Continuing to provide incentives for Mental Health and Wellness Service dog handlers.

Community Engagement and Empowerment

- Continue and enhance community outreach on careers in the fire service within local schools.
- Continue working with the Red Cross to install smoke detectors throughout the community.
- Held the annual Health and Safety Fair for the community.
- Provide training to the community on CPR, Stop the Bleed, and AED use.
- Provide sponsorships for community members looking to pursue a career in the fire service.
- Continue working with Youth Empowerment Program on career awareness and options in the fire and EMS field.

Performance Measures

Strategic Goals	Performance Measure	FY 2025 Actual	FY 2026 Target	FY 2026 Projected	FY 2027 Target
Great Neighborhoods	Number of fire inspections conducted	2,900	1,137	3,000	3,500
Operational Excellence	Average response time to a call in minutes	5:48	5:45	05:50	05:43
Government Stewardship and Accountability	Number of Public Service Announcements viewed via social media platforms	30,000	60,000	40,000	100,000
Community Engagement and Empowerment	Number of public education events held	25	21	30	30

Strategic Goals	Performance Measure	FY 2025 Actual	FY 2026 Target	FY 2026 Projected	FY 2027 Target
Community Engagement and Empowerment	Number of participants attending the public education events	1,000	1,000	1,000	1,000

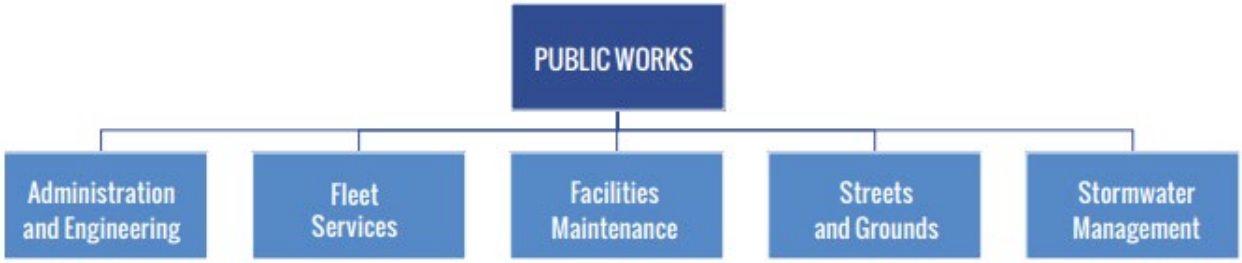

Department Overview

The Public Works Department is committed to providing reliable, high-quality services that foster a safe, healthy, and vibrant community environment through exceptional customer service. Organized into five divisions, the department ensures efficient management of resources and responsive oversight of publicly owned infrastructure and facilities.

The Administration and Engineering Division oversees budgetary matters, resource allocation, and personnel activities, while also managing Solid Waste Management contractor operations to uphold service standards for garbage collection and recycling. The Engineering section within this division manages the City's robust five-year Capital Improvement Plan, known as Reimagine Riviera Beach, and meticulously reviews development plans and permit applications to ensure every project aligns with our vision for sustainability and resilience.

Facilities Maintenance is dedicated to the upkeep of City-owned facilities, buildings, and streetlights, collaborating with Florida Power & Light (FPL) for the maintenance of FPL-owned streetlights.

Fleet Services manages the maintenance, repair scheduling, acquisition, and disposal of City-owned vehicles and equipment through an internal service fund established in Fiscal Year 2018. Additionally, the division provides fuel management services for all City departments.

The Streets and Grounds Division enhances the City's aesthetic appeal by maintaining medians, public rights-of-way, and irrigation systems, while also handling tree trimming, pothole repairs, asphalt restoration, paint markings, sidewalk maintenance, and street marker signage.

The Stormwater Management Division safeguards groundwater quality and prevents street flooding through comprehensive canal maintenance and stormwater control structure upkeep. Operating as an Enterprise Fund, the Stormwater Management Division ensures effective drainage and deters illicit discharges in storm drains citywide through public education and enforcement activities.

Vision

To be a leader in delivering innovative and responsive public works solutions, leveraging cutting-edge technology to enhance community infrastructure while ensuring cost-effective operations and maintaining the highest standards of safety and aesthetic quality for the City's assets.

Mission

Deliver superior public works services to the community and City departments through responsive, technology-driven approaches while maintaining cost-effective operations and ensuring the structural integrity, safety, and aesthetic appeal of the City's buildings, vehicles, and assets.

Financial Overview

Category	FY 2025 Adopted Budget	FY 2026 Adopted Budget	FY 2027 Tentative Budget
Personnel	$ 2,433,311	$ 2,629,639	$ 2,787,256
Operating	5,058,103	5,067,019	5,175,348
Total	**$ 7,491,414**	**$ 7,696,658**	**$ 7,962,604**

FY 2026 Highlights and Accomplishments

Prosperous, Resilient and Sustainable Economy

- Upgraded 100 streetlight fixtures with more efficient and energy-saving LED fixtures.
- Managed the city's ongoing grant funded citywide vulnerability assessment, conducted a survey. to solicit public input, and a final public workshop to provide project details.
- Procured five fully electric vehicles for the City's fleet.

Great Neighborhoods

- Continued the implementation of a Citywide litter abatement program involving regularly. scheduled activities and special programs citywide and in targeted areas
- Hosted citywide community cleanup, bulk drop off, document shredding, and hazardous household waste collection events.
- Completed trimming of trees along major arterials and collector roadways.
- Completed cleaning and repairs of neighborhood identification monument signs.
- Completed milling and resurfacing of 15 lane miles of roadway.
- Completed repair and replacement of over 2,000 LF of sidewalk.
- Refreshed pavement markings at several school crosswalks, intersections and approaches to speed humps.
- Removed over 50,000 pounds of litter from right-of-way and open spaces.
- Completed comprehensive street lighting study, to determine current service levels and plan for future streetlight improvements.

Operational Excellence

- Provided several training programs for staff to enhance knowledge, skills and work safety.
- Completed replacement of several aged small tools and equipment.
- Completed installation of over 1,000 newly branded street name signs.
- Completed roof replacement, interior and exterior renovations of the Public Library.
- Completed development of a comprehensive Facilities Maintenance Plan.
- Piloted deployment of field devices for real-time work order updates aimed at enhancing service response time.
- Completed update of all required employee certifications.

Government Stewardship and Accountability

- Updated comprehensive annual fleet performance report to provide transparency on costs, usage, and sustainability efforts.
- Completed review of existing city fleet to determine their suitability for replacement with electric or hybrid vehicles to support environmental sustainability and reduce carbon emissions.
- Completed disposal of over 100 surplus city vehicles and equipment.

Community Engagement and Empowerment

- Participated in several community events to showcase a wide range of public services and gather feedback to better serve the community.
- Participated in Citizens Leadership Academy, educating residents on the role, duties, responsibilities and challenges of the Public Works Department.
- Distributed educational materials to residents and businesses regarding illegal dumping and other garbage collection issues.
- Continued collaboration with state, county, and local agencies, as well as the development community, to implement transportation safety and mobility enhancements, fostering a more connected community.

FY 2027 Objectives and Performance Measures

Prosperous, Resilient and Sustainable Economy

- Perform utilization review of assets and inventory items to reduce waste.
- Secure additional financial support for public projects by identifying and pursuing supplemental funding opportunities.

Great Neighborhoods

- Continue citywide right-of-way ADA access enhancement program with emphasis around schools, public facilities, parks, commercial areas and high foot traffic areas.
- Increase the city's tree canopy.
- Host community clean-up, recycling and bulk drop-off events.
- Refresh pavement markings on city owned roadways.
- Complete installation of newly branded street name signs.
- Enhance Infrastructure for non-vehicular resident experience by reviewing, designing and completing pedestrian infrastructure improvements within the City

Operational Excellence

- Maintain a comprehensive inspection program for City facilities.
- Review and update department-wide key performance indicators.
- Implement cross-training program to build a flexible and resilient workforce.
- Maintain and improve City infrastructure by ensuring safe, reliable, and well-maintained roads, sidewalks, infrastructure and public facilities.
- Improve stormwater and drainage systems by reducing flooding risks and protecting water quality through proactive maintenance.
- Improve response time for service requests by responding quickly and effectively to issues and concerns reported by residents.
- Ensure worker safety and promote workforce development by protecting employee health and safety while investing in professional growth.

Government Stewardship and Accountability

- Perform regular utilization review of assets and inventory items to reduce waste.
- Incorporate green building and sustainability goals into public projects.
- Optimize fleet and facilities asset management and maintenance programs by using data-driven methods to manage public assets efficiently and extend their lifespan.

Community Engagement and Empowerment

- Organize neighborhood cleanup and educational events.
- Collaborate with local organizations and schools to promote awareness and involvement in public works programs such litter control, stormwater and solid waste sustainability initiatives.
- Conduct annual resident satisfaction surveys for public works services.
- Provide adequate and timely notifications to all residents impacted by projects and maintenance activities with their neighborhoods.

Performance Measures

Strategic Goals	Performance Measure	FY 2025 Actual	FY 2026 Target	FY 2026 Projected	FY 2027 Target
Great Neighborhoods	Number of neighborhood cleanup events	4	6	5	6
	Pounds of litter removed from right-of-way and open spaces	N/A	50,000	50,000	50,000
Operational Excellence	Number of business days to resolve service requests submitted through Q-Alert	7	5	5	5
	Percentage of work orders addressed within seven business days of receipt	N/A	90%	90%	92%
	Linear feet of sidewalk repaired or replaced	N/A	2,000	2,000	2,500
	Percentage of City-owned streetlights in service	N/A	90%	92%	95%
Government Stewardship and Accountability	Average customer satisfaction rating for solid waste management and disposal services based on annual public surveys	N/A	78%	78%	85%
Community Engagement and Empowerment	Number of community presentations/outreach campaigns conducted	N/A	6	6	8

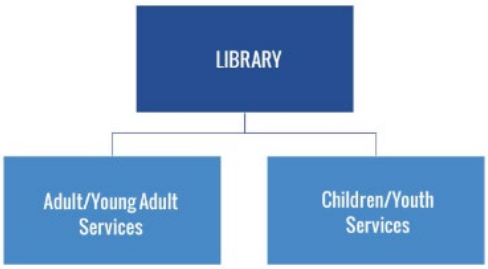

Department Overview

The Riviera Beach Public Library provides services through a variety of approaches. The Library serves as a meeting and destination point for over 300,000 visitors annually; in addition, it provides offsite accessibility to online-accessible electronic resources and makes outreach visits to various educational and civic events. Patrons are provided with access to physical and electronic resources. The Library has been a recipient of continuing State Aid to Libraries operating grant funding since 2010, with funds totaling over $100,000. Collaborative efforts in recent years included the Boys and Girls Club, Palm Beach County Schools, the Dori Slosberg Foundation, local authors within the community, and cross departmental relationships.

Vision

The Riviera Beach Public Library will garner the necessary support to build a state-of-the-art public library which will provide a transformative, educational, cultural, informational, and diverse experience for all beneficiaries.

Mission

The Riviera Beach Public Library staff and board members are dedicated to delivering informational resources, which enhance personal growth, expand educational opportunities, and transform learning through diverse developmental, cultural, learning, and recreational exposures.

Financial Overview

Category	FY 2025 Adopted Budget	FY 2026 Adopted Budget	FY 2027 Tentative Budget
Personnel	$ 764,649	$ 902,914	$ 1,016,669
Operating	422,023	400,226	408,838
Operating Capital	36,750	17,849	17,849
Total	**$ 1,223,422**	**$ 1,320,989**	**$ 1,443,356**

FY 2026 Highlights and Accomplishments

Prosperous, Resilient and Sustainable Economy

- Developed the draft of Riviera Beach Public Library's New Five-Year Strategic Plan.
- Completed improvements and maintenance to the library facility.

Great Neighborhoods

- Expanded the library's Literacy Scope with the addition of 0nsite financial literacy initiatives for the community.
- Successfully forged a long-term commitment to financial literacy initiatives for the community.
- Initiated a resource called "Value Line," which supports the avid financial connoisseur and those who are novices to financial literacy with integration into the digital literacy class curriculum.

Operational Excellence

- Developed a Collection Development Policy to support an evolving library collection which includes the selection of library material, development of collection in terms of donated material, and reconsideration of materials.
- Developed policies that include intellectual freedom, codification of the library's Code of Conduct in Policy, and food purchasing for library events.

Government Stewardship and Accountability

- Strengthened relationships with the National Alliance on Mental Illness.
- Conducted a series of mental health information sessions centered around topics such as "Finding Peace During the Holiday Season," "Understanding Depression," "Mental Health Resources," "Peer Pressure," and more.
- Integrated mental health resources into the library collection considering the Riviera Beach Public Library's commitment to more resources in support health and wellness.

Community Engagement and Empowerment

- Collaborated with the City's Communications and Marketing Department to develop new strategies to seek ways to promote the City's library services to include the establishment of a special drive, where monthly videos of library happenings can be seen in strategic locations.
- Increased visibility of essential programs through the Blue Heron Newsletter
- Recommended integration of a new Canva Account, which allows library staff to gain hands on experience as it relates flyer construction and graphic design. This method also provides a cost saving benefit.

FY 2027 Objectives and Performance Measures

Prosperous, Resilient and Sustainable Economy

- Seek opportunities to promote the library in conjunction with the "New Era of Riviera Beach Public Library Services."

Great Neighborhoods

- Implement new initiatives, where there is a stronger emphasis on crafts and hands-on engagement

Operational Excellence

- Explore enhanced mechanisms which further support the employee to customer relationships.
- Implementation of reference recap correspondences after extensive reference questions.
- Utilize a new library brochure which will be a standard component of the library card sign up process
- Removal of the reference desk shields that have been utilized since the COVID-19 era to help eliminate any perceived physical barriers between the public and the reference desk staff.

Government Stewardship and Accountability

- Implement a relationship called, "Empower Thy Community" with Beyond the Valley which involves a series or programs, which center around various components that make up a thriving community such as education and further expansion on mental health.
- Establish a relationship with the YWCA in support of job and career sessions in support of the traditional job seeker.
- Establish additional relationship with the YWCA in support of information sessions pertaining to victim services.
- Further expand on various existing relationships that the library has in the way of public health with a stronger emphasis on environmental health issues.

Community Engagement and Empowerment

- Implement summer reading engagement mechanisms

Performance Measures

Strategic Goals	Performance Measure	FY 2025 Actual	FY 2026 Target	FY 2026 Projected	FY 2027 Target
Prosperous, Resilient and Sustainable Economy	Obtain a need- based physical collection, with a focus on strategic areas such as jobs and careers, diversity and inclusion, resources for veterans, seniors, and technology.	96	150	175	150
Great Neighborhoods	Expand social media efforts to enhance message about library services	N/A	75	125	125
Operational Excellence	Increase in library programming	415	400	400	400
Government Stewardship and Accountability	Increase In Library Attendance	3,480	3,850	3,500	3,600
Community Engagement and Empowerment	Enhancement of Community Outreach Presence	N/A	N/A	N/A	15

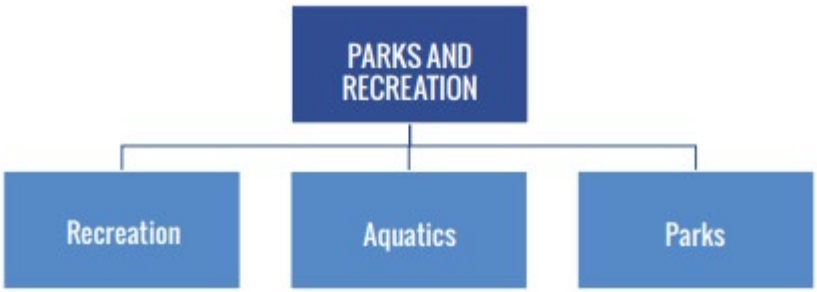

Department Overview

The Parks and Recreation Department is committed to enhancing the quality of life for Riviera Beach residents of all ages by offering diverse and high-quality recreational opportunities. The Department plays a vital role in fostering an active lifestyle, connecting the community, and providing experiences that promote life skills, social interaction, and community growth. The Department consists of the Recreation, Aquatics, and Parks divisions.

Vision

To be a leading provider of innovative, accessible, and inclusive recreational opportunities, where residents and visitors can experience the true spirit of Riviera Beach. By continually enhancing our parks, facilities, and programs, we aim to create a thriving community that invites all to "See what lies beneath"

Mission

To provide exceptional recreational facilities and programs that enhance the quality of life for all residents, foster an active, vibrant community. Through our commitment to excellence, we aim to make Riviera Beach a place where everyone can explore, engage, and connect.

Department Financial Overview

Category	FY 2025 Adopted Budget	FY 2026 Adopted Budget	FY 2027 Tentative Budget
Personnel	$ 3,005,005	$ 2,851,546	$ 3,120,765
Operating	3,373,335	4,517,919	4,516,001
Total	**$ 6,378,340**	**$ 7,369,465**	**$ 7,636,766**

PARKS AND RECREATION

FY 2026 Highlights and Accomplishments

Prosperous, Resilient and Sustainable Economy

- Secured grant funding to support park and facility improvements.
- Increased number of partnerships with local businesses for sponsorships to support recreation programs.

Great Neighborhoods

- Re-opened Dan Calloway Splash Pad.
- Improved Sadie McCray Park.
- Upgraded Wi-Fi in the Parks with access to high speed internet.
- Renovated the Lindsey Davis Senior Community Center.

Operational Excellence

- Increased number of recreation programs.
- Implemented marketing strategies to increase programs awareness.
- Increased the number of staff training opportunities.

Government Stewardship and Accountability

- Advanced implementation of the Parks Master Plan initiatives.
- Relaunched T-PAR system for access to online registration for recreation programs and facility rentals.

Community Engagement and Empowerment

- Hosted various community meetings for public input on future park projects.
- Conducted scheduled Recreation Advisory Board Meetings.
- Purchased a Portable Community Concert Stage to support community events.

FY 2027 Objectives and Performance Measures

Prosperous, Resilient and Sustainable Economy

- Secure grant funding to support park improvements, recreation facility enhancements, and recreation programming.
- Increase revenue generated from recreation programs and facility rentals.

Great Neighborhoods

- Develop the Parks Maintenance Plan to improve park aesthetics and safety.
- Expand outreach efforts to increase awareness of recreation opportunities.
- Increase the number and diversity of programs that promote community connection.
- Improve access to the Municipal Beach.

PARKS AND RECREATION

Operational Excellence

- Implementation of asset inventory program.
- Increase number of staff training to improve staff performance.

Government Stewardship and Accountability

- Enhance access to online registration and facility rental to improve customer service and operational efficiency.
- Implement marketing strategies to improve public awareness of recreation opportunities and services.

Community Engagement and Empowerment

- Provide opportunities for recreation participants input through program surveys.
- Expand programming for seniors to promote health and wellness.
- Increase volunteer opportunities to connect the community.

Performance Measures

Strategic Goals	Performance Measure	FY 2025 Actual	FY 2026 Target	FY 2026 Projected	FY 2027 Target
Prosperous, Resilient and Sustainable Economy	Number of grants for parks and recreation programs, park improvements, and facility improvements.	4	5	5	5
Great Neighborhoods	Number of new recreation programs offered.	5	8	8	8
Operational Excellence	Number of Parks Master Plan projects completed.	4	5	5	4
Government Stewardship and Accountability	Use of technological improvement projects to improve operations and efficiency	4	4	2	3
Community Engagement and Empowerment	Number of community engagement meetings and events.	8	8	4	8

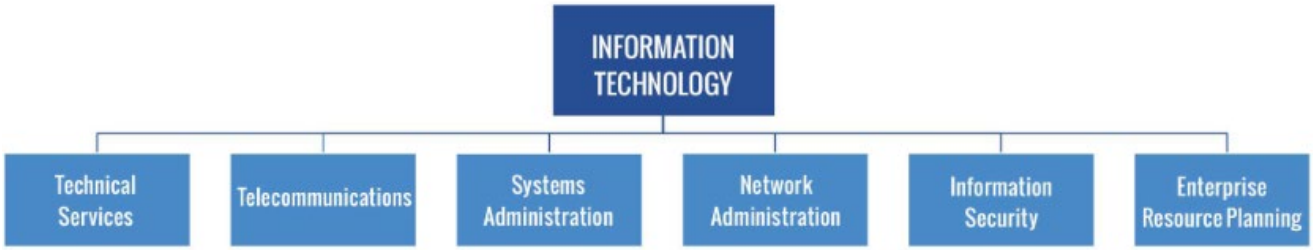

Department Overview

Information Technology (IT) is responsible for managing, developing, implementing, and maintaining the City's technology. IT collaborates with the City's Departments to support daily business operations, future technology planning, and capital projects. IT will continue working to improve business processes, ensuring the safety of data and services, and utilize technology to continue improving the quality of support for the City's residents.

Vision

To create a connected and inclusive digital city where technology simplifies access to services, fosters transparency, and enhances the everyday experience of our residents, businesses, and visitors.

Mission

To provide secure and reliable information technology services to the City of Riviera Beach, employees, citizens, and visitors, by designing and maintaining enterprise systems through innovative solutions that enable city departments to provide high-quality services to our community.

Financial Overview

Category	FY 2025 Adopted Budget	FY 2026 Adopted Budget	FY 2027 Tentative Budget
Personnel	$ 1,570,440	$ 1,579,071	$ 1,529,920
Operating	3,941,756	3,966,449	4,335,365
Operating Capital	268,525	235,201	541,000
Total	**$ 5,780,721**	**$ 5,780,721**	**$ 6,406,285**

FY 2026 Highlights and Accomplishments

Prosperous, Resilient and Sustainable Economy

- Completed an audit of data circuits and cellular lines to eliminate and consolidate lines where feasible to eliminate unnecessary spending and overbilling.
- Worked closely with the Utility Special District to ensure that current plant technology is modernized with redundancies built in to ensure that water operations always remain operational.
- Worked closely with City Fire Department to ensure that new Fire Station 86 is designed with the latest technology to ensure technical operations and communications always remain functional and during impactful events.

Great Neighborhoods

- Implemented Mobile Print at the Library to enable Citizen's to print from mobile phone.
- Implemented reservation system at the City's library.
- Completed the Wi-Fi in the Parks project to offer free upgraded performing Wi-Fi in four parks with plans to expand to more City parks.
- Kept Wi-Fi access for the public operation in City buildings.

Operational Excellence

- Evaluated the City's cybersecurity posture and implemented new cybersecurity solutions to significantly improve the cyber safety of the City's Information Technology infrastructure, data, and services.
- Built and deployed new City print server to mitigate printing problems and bring printing technology to the current.
- Established a change management process within the department to open lines of communication and collaboration when working with City technology.
- Created and filled an Enterprise Resource Planning (ERP) Technical position to support the City's Tyler Technologies City ERP to support the system and enable the City to leverage the ERP Technology for expanded services for the public.

Government Stewardship and Accountability

- Continued to monitor expenses while researching cutting-edge hardware and software solutions that will keep the City on the cutting edge of technology while continuing training for City users.
- Researched replacement technology solutions with plans to implement more cost-effective solutions in next fiscal year.
- Developed plan to replace current desktop phones with new solutions to significantly reduce desktop phone costs.

- Developed plan to replace the current virtual server solution with a significantly cheaper solution.
- Established new City computer asset management and computer patching application to ensure city computers are kept current to avoid cyber-attacks.

Community Engagement and Empowerment

- Embarked on smart City initiatives including improved audio-visual technology implementations at the Library for community engagement and training.
- Completed network and Wi-Fi modernization at Tate and Wells Recreation Center for outstanding internet access for Citizens.
- Presented the role of the IT Department to the citizens participating in the Citizen's Leadership Academy program.
- Maintained free Wi-Fi in public spaces ensures for persons who may not have internet access at home, in order to stay connected, access educational resources, job opportunities, and government services.

FY 2027 Objectives and Performance Measures

Prosperous, Resilient and Sustainable Economy

- Collaborate with the Riviera Beach Police Department on its capital projects to ensure that the new City Police Department technology is designed and built with best-practice solutions in mind to ensure that the new Police Department services the City to the utmost potential.
- Continue working with City Fire Department to ensure that new Fire Station 86 is completed with the latest technology to ensure technical operations and communications always remain functional and during impactful events.
- Participate in the Lindsey Davis Community Center to ensure that adequate technology and audio-visual solutions are implemented.

Great Neighborhoods

- Expand the Wi-Fi access in the City's parks to offer free upgraded performance Wi-Fi in additional City parks.
- Collaborate with Riviera Beach CRA to ensure that the new Foundcare Incubator building will have proper technology and audio-visual solutions in place to service the City's residents.
- Working closely with the Utility Special District to ensure that the new water plant technology is modernized with redundancy built in to ensure that the water operations always remain operational.

INFORMATION TECHNOLOGY

Operational Excellence

- Continue supporting the City's Tyler Technologies solution and expand its capabilities to leverage the ERP Technology for expanded services for the public.
- Establish information technology framework to ensure that all new implementations by the Information Technology Department are built with resiliency, redundancy, and backups to ensure continuity of business operations for the City given any impacting event.

Government Stewardship and Accountability

- Implement a new ticketing system more in line with supporting an organization with information technology in mind.
- Continue researching and implementing cybersecurity tools to maximize protection for the City's services for supporting the residents.

Community Engagement and Empowerment

- Continue to expand technology services at the public library.
- Continue to expand Wi-Fi availability at City sites.

Performance Measures

Strategic Goals	Performance Measure	FY 2025 Actual	FY 2026 Target	FY 2026 Projected	FY 2027 Target
Great Neighborhoods	Average response time to Wi-Fi issues in City parks and facilities	60 minutes	60 minutes	60 minutes	30 minutes
Operational Excellence	Average incident response time	35 minutes	30 minutes	30 minutes	28 minutes
Community Engagement and Empowerment	Percentage participation in community events	100%	100%	100%	100%

FLEET SERVICES

Overview

The Fleet Services Fund is used to account for the expenses associated with purchasing and maintaining the City's vehicles. Public Works Department, through its Fleet Services Division, is responsible for maintaining, repairing, and scheduling repairs for City-owned vehicles and large equipment. This division is responsible for the acquisition and disposal of vehicles and equipment

Mission

Our mission is to deliver exceptional customer service to all internal clients by providing responsive, cost-effective, and sustainable fleet, equipment, and fuel services. We are dedicated to understanding our customers' fleet needs, utilizing technology and industry best practices to maximize the service life of all fleet assets through timely preventative maintenance and inspection programs. Our commitment ensures reliable and environmentally responsible resources to better serve our community and residents.

Financial Overview

Category	FY 2025 Adopted Budget	FY 2026 Adopted Budget	FY 2027 Tentative Budget
Personnel	$ 157,205	$ 174,928	$ 115,542
Operating	2,524,744	2,396,686	2,232,131
Total	**$ 2,681,949**	**$ 2,571,614**	**$ 2,347,673**

FY 2026 Highlights and Accomplishments

Prosperous, Resilient and Sustainable Economy

- Initiated a comprehensive audit of the warehouse inventory to improve inventory management.
- Completed disposition of over 100 surplus vehicles and equipment to optimize storage space.
- Introduced five fully electric units into the City's fleet to help reduce fuel consumption and enhance environmental sustainability.

Operational Excellence

- Increased the frequency and enhanced the quality of preventive maintenance checks, resulting in a reduction in vehicle downtime and improved fleet reliability.
- Integrated advanced telematics and fleet management software to effectively evaluate vehicle utilization, and enhance real-time decision-making, leading to increased operational efficiency and performance.

Government Stewardship and Accountability

- Developed a comprehensive annual fleet performance report to provide transparency on operational costs, vehicle usage, and sustainability efforts, supporting data-driven decision-making and accountability.
- Completed installation of dash cameras in city vehicles to enhance driver accountability and risk management for insurance benefits.

FY 2027 Objectives and Performance Measures

Prosperous, Resilient and Sustainable Economy

- Continue the transition of the city's fleet to electric or hybrid vehicles to advance environmental sustainability efforts and significantly reduce carbon emissions.
- Identify, document, and properly dispose surplus, obsolete or unused fleet assets to optimize storage space, enhance inventory accuracy, and improve overall fleet management efficiency.

Operational Excellence

- Enhance integration of advanced telematics and fleet management software across 100% of fleet vehicles to optimize vehicle utilization and support real-time decision-making.
- Implement a comprehensive preventative maintenance program by increasing inspection frequency and utilizing advanced diagnostic tools to target critical components, aiming to reduce vehicle downtime and boost overall fleet reliability.

Government Stewardship and Accountability

- Maintain 100% compliance with all federal, state, and local regulations by conducting regular audits, implementing ongoing staff training sessions, and continuously updating policies to reflect regulatory changes.

Performance Measures

Strategic Goals	Performance Measure	FY 2025 Actual	FY 2026 Target	FY 2026 Projected	FY 2027 Target
Prosperous, Resilient and Sustainable Economy	Percentage of hybrid and electric vehicles in light-duty fleet	1%	5%	5%	10%
Operational Excellence	Percentage of fleet availability	N/A	90%	95%	95%
Government Stewardship and Accountability	Percentage of accurate inventory records during physical inventory audit	98%	98%	98%	99%

UTILITY SPECIAL DISTRICT

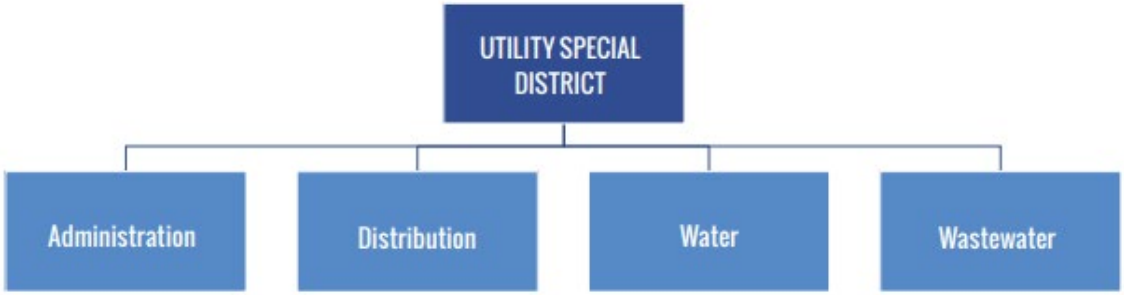

Department Overview

The Utility Special District (USD) is responsible for producing and distributing safe drinking water and providing wastewater collection/transmission throughout its service area. USD owns, operates, and maintains water and wastewater facilities that serve the corporate limits of the City of Riviera Beach, the Town of Palm Beach Shores, and unincorporated Palm Beach County comprising a service area of approximately eleven square miles.

The USD's water facilities include raw water supply wells, a water treatment plant, a water transmission and distribution system, and storage and re-pumping facilities. The water system consists of an eastern and western wellfields, which are drilled into a surficial aquifer to provide raw water for the water system. The USD supplies drinking water to a population of approximately 44,000. The water treatment plant consists of, in part, a lime softening and filtration process with permitted capacity of 17.5 million gallons per day.

The USD owns, operates and maintains wastewater facilities in generally the same service area as the water distribution system. The wastewater facilities include a gravity wastewater collection system, wastewater pumping stations, and wastewater transmission piping. A small percentage of customers currently do not have service from both the water and wastewater systems. Such customers, however, are expected to be serviced by both systems in the future. The USD's wastewater and that received from the Town of Mangonia Park is conveyed to the East Central Regional Water Reclamation Facility (ECR) for treatment.

The ECR is operated by the City of West Palm Beach, Florida but owned by the City of West Palm Beach, the City of Lake Worth, the City of Riviera Beach, the Town of Palm Beach, and Palm Beach County. The USD owns 8.0 MGD of wastewater treatment and disposal capacity in the ECR, which is more than adequate to meet USD's needs. The USD currently sends approximately 4.4 million gallons per day (MGD) of wastewater to be treated at the ECR.

UTILITY SPECIAL DISTRICT

Vision

To create an organization that is recognized as being excellent stewards of the District's assets, while meeting all of the Federal and State regulations.

Mission

To provide safe, reliable and quality water and wastewater services for our customers in an efficient and cost-effective manner.

Financial Overview

Category	FY 2025 Adopted Budget	FY 2026 Adopted Budget	FY 2027 Tentative Budget
Personnel	$ 7,023,379	$ 7,069,278	$ 7,199,825
Operating	21,113,239	22,910,418	24,117,804
Contingency	2,000,000	2,000,000	1,500,000
Operating Capital	2,250,000	1,000,000	800,000
Transfers out	7,940,832	11,319,331	20,548,136
Total	**$ 40,327,450**	**$ 44,299,027**	**$ 54,165,765**

FY 2026 Highlights and Accomplishments

Prosperous, Resilient and Sustainable Economy

- Continued to refine the District's procedures to ensure full regulatory compliance and protect the integrity of our water systems.
- Conducted staff training and technical capabilities to ensure cost-effective service delivery and operational readiness for the advanced technologies integrated into the new treatment plant
- Conducted a comprehensive community outreach program to illustrate the on-going work at the existing water treatment plant. This initiative also highlighted critical rehabilitation and equipment repairs, demonstrating our commitment to maintaining the highest standards of water quality.
- Continuous progress being made on the new water plant design remains steady, with a focus construction and the engineering process also incorporates advanced treatment technologies to ensure full compliance with tightening regulatory standards for emerging contaminants like PFAS and PFOS.

Great Neighborhoods

- Standardized facility maintenance protocols to improve the aesthetic integration of raw water production sites within the community.
- Implemented site-hardening measures to enhance source-water security and visual appeal.
- Modernized well-field infrastructure with a focus on long-term resilience and professional site presentation.

Operational Excellence

- Executed advanced rehabilitation of existing wells, integrating smart sensors and precision controls to meet the rigorous demands of current and future water treatment processes.
- Accelerated the construction of a hardened SCADA architecture, leveraging advanced encryption and automated logic to enhance cybersecurity and operational efficiency.
- Installed intelligent control panels and executed a seamless digital migration of lift stations into a unified centralized control network.
- Implemented specialized technical training to bridge employment gaps and equipping employees with the diagnostic tools needed for modern utility challenges.
- Deployed geographically synced record keeping and AI-driven maintenance planning for critical field assets, including backflow devices, hydrants, and valves.

Government Stewardship and Accountability

- Established and implemented a District-wide cybersecurity framework aligned with Department of Homeland Security (DHS) and Florida Department of Environmental Protection protocols to ensure robust asset protection.
- Updated the District's potable water sampling protocols to ensure full alignment with revised EPA regulations and state-level compliance mandates.
- Facilitated annual comprehensive updates to the Emergency Response Plan (ERP), integrating specialized language to address evolving threat landscapes and operational contingencies.
- Expanded the District's grant research program to identify high value federal and state funding opportunities to help offset new plant construction costs.
- Orchestrated the strategic application of grant funds to optimize the financing structure of the new water treatment facility, reducing the direct financial burden on the District and its constituents.

Community Engagement and Empowerment

- Leveraged Advanced Metering Infrastructure (AMI) to resolve customer inquiries and maintain optimal distribution system performance.
- Assisted residents with measures to lower water bills by providing water conservation devices in-line with our South Florida Water Management, Consumptive use permit.

FY 2027 Objectives and Performance Measures

Prosperous, Resilient and Sustainable Economy

- Support local industry and residential growth by ensuring high-quality, reliable water services and wastewater disposal.
- Employ life-cycle cost analysis and effective asset management to maintain affordable service rates while ensuring the long-term replacement of essential infrastructure.
- Proactively update Emergency Response Plans to address risks like flooding, drought, and extreme weather events.
- Protect critical digital and physical assets from deliberate attacks and accidents to ensure uninterrupted service to communities and businesses.
- Minimize the amount of raw water use from the environment through consumer conservation programs and leak detection in the water distribution system.
- Implement stricter oversight to ensure all contractors are held contractually and financially liable for any damage or environmental risks resulting from its project activities.
- Integrating AI generation tools and simulated learning environments to help operations staff master the complex systems of the future facility, bridging the gap between current expertise and the data-driven requirements of modern water treatment.

Great Neighborhoods

- Provide consistent, "invisible" service that prevents disruptive water and sewer line repairs and protects property values from wastewater collection backups or water outages.
- Prioritize the replacement of aging assets (like lead service lines) in underserved areas to ensure all neighborhoods have a foundation for growth.
- Use grants and conservation programs to keep essential services affordable, supporting neighborhood stability and long-term homeownership.

Operational Excellence

- Use effective asset management to maintain infrastructure at the lowest possible cost over its entire lifespan.
- Invest in employee training and engagement to position the utility as an employer of choice, ensuring a stable and skilled local labor market.
- Use sensors and real-time monitoring to predict system failures before they cause unplanned downtime or service outages.
- Develop and regularly update response protocols for various system events to minimize return-to-service time.
- Maintain inventory for critical spares parts to keep operations running during regional crises.
- Implement leak detection and repair programs to reduce water loss.

- Cultivate a culture of safety and compliance that consistently meets or exceeds all health and environmental quality standards.
- Deploy explicit changes in management processes that encourage staff at all levels to identify and celebrate operational victories.

Government Stewardship and Accountability

- Provide clear, accessible financial reporting and records to maintain high municipal bond ratings and low borrowing costs for infrastructure projects.
- Use competitive and transparent bidding processes to ensure that projects are delivered efficiently and support local vendors where possible.
- Commit to Asset Management Plans that prevent deferred maintenance from being passed on.
- Formalize training and knowledge-transfer protocols to ensure that the loss of key personnel doesn’t result in a loss of operational capability.
- Actively participate in regional planning and emergency management to ensure the utility is integrated into the broader safety net.
- Ensure that all energy, chemicals, and water used in operations are managed with extreme efficiency to respect the public's investment.

Community Engagement and Empowerment

- Prioritize "buy local" and "hire local" programs for utility vacancies and projects to ensure that infrastructure spending cycles back into the neighborhood economy.
- Partner with local schools and community colleges to create clear career paths into the water sector, particularly for youth in underserved areas.
- Share real-time water quality and usage data in easy-to-read formats so businesses and residence can make informed decisions.
- Sustaining the Community Assistance Program through targeted enrollment workshops and a streamlined digital portal for income-qualified households.
- Use utility-sponsored community events to build trust.
- Hosting hybrid community forums and mobile "Utility On-The-Go" pop-up events throughout the service area to foster transparency and solicit direct customer feedback.

UTILITY SPECIAL DISTRICT

Performance Measures

Strategic Goal	Performance Measure	FY 2025 Actual	FY 2026 Target	FY 2026 Projected	FY 2027 Target
Prosperous, Resilient and Sustainable Economy	Average mg/L refined residuals leaving the water plant	4.02	3.8 – 4.0	3.8 – 4.0	3.8 – 4.0
	Average mg/L residuals in the distribution system	2.87	3.0 – 3.5	3.0 – 3.5	3.0 – 3.5
	Number of boil water notices issued	16	<10	<10	<10
	Number of Sanitary Sewer Overflows (SSOs)	16	0	0	0
	Number of pumping stations (lift stations) on bypass	5	0	0	0
Operational Excellence	Number of lost time accidents	4	0	0	0
	Percentage of water quality standards met	100%	100%	100%	100%
	Number of hours to issue a boil water clearance	48 hours	48 hours	48 hours	48 hours
	Percentage of fire hydrants inspected	100%	100%	100%	100%
	Percentage of flow tests performed for fire hydrants	33%	33%	33%	33%
	Percentage of City backflow devices compliance tests performed	100%	95-100%	95-100%	95-100%
	Response time to water complaints	<24 hours	<24 hours	<24 hours	<24 hours
	Percentage of reports sent to regulatory agencies on time	100%	100%	100%	100%

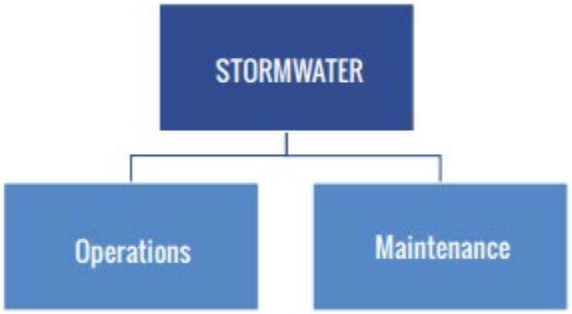

Department Overview

The Stormwater Management Division oversees maintenance of stormwater systems for City residents and its service area. User fees fund operational costs and capital improvements, focusing on water quality enhancements and system maintenance. The division maintains catch basins, canal banks, controls erosion, and conducts street sweeping and new construction inspections. It coordinates annual inspections for the National Pollutant Discharge Elimination System permits under Florida's Department of Environmental Protection and reports for the Small Municipal Stormwater Sewer Systems program.

Mission

The Stormwater Management Division is dedicated to safeguarding water quality and aquatic habitats in our intra-coastal waterways, drainage canals, and retention ponds. The program involves ongoing development of regulations, and rigorous inspections, and maintenance of the City's stormwater infrastructure. It emphasizes public education and engagement in preventing stormwater pollution, managing erosion and sediment, addressing citizen complaints, and deterring and detecting illicit discharges.

Financial Overview

Category	FY 2025 Adopted Budget	FY 2026 Adopted Budget	FY 2027 Tentative Budget
Personnel	$ 735,099	$ 745,360	$ 802,863
Operating	1,652,829	1,965,893	1,813,191
Contingency	400,000	157,100	148,548
Operating Capital	391,250	398,912	100,000
Debt service payments	683,682	711,688	694,525
Transfers out	147,629	151,850	168,198
Total	**$ 4,010,489**	**$ 4,130,803**	**$ 3,727,325**

FY 2026 Highlights and Accomplishments

Prosperous, Resilient and Sustainable Economy

- Continued review and exploration opportunities for implementation of green infrastructure projects—such as bioswales, rain gardens, and permeable pavement—in key redevelopment areas to reduce flooding, improve water quality, and support long-term economic growth by enhancing climate resilience and lowering infrastructure maintenance costs.

Great Neighborhoods

- Completed all NPDES permit required inspections, ensuring timely compliance with regulatory requirements and proactive stormwater system monitoring.
- Provided stormwater support for special events and at-risk residents by ensuring proper drainage management, deploying resources to prevent localized flooding, and maintaining safe, functional infrastructure during high-impact activities and weather conditions.
- Swept over 2,500 miles of streets, removing debris and pollutants from roadways to protect water quality and support stormwater system efficiency.

Operational Excellence

- Completed cleaning of 400 drainage structures.
- Removed over 50,000 pounds of debris from streets and canals, significantly reducing pollutants from entering local waterways.
- Provided in-house professional development opportunities for Stormwater Division staff, enhancing technical skills, regulatory knowledge, and operational effectiveness to support improved service delivery and environmental compliance.
- Implemented GIS based asset inventory and inspection program which allows staff to perform stormwater asset updates and field inspection reports on mobile devices

Government Stewardship and Accountability

- Completed a comprehensive analysis of stormwater utility rates to better understand current funding and infrastructure needs and refine rate forecasting to ensure sustainable financing for future operations budget and capital improvements projects.
- Completed on-time submittal of annual NPDES permit report
- Actively responded to and investigated reports of illicit discharges, ensuring timely resolution, regulatory reporting, and protection of local water bodies.

Community Engagement and Empowerment

- Actively participated in community meetings to provide education on stormwater management, flood prevention, and environmental protection practices, providing direct engagement with residents, business owners, and stakeholders-strengthening partnerships and encouraging public participation in sustainability efforts.
- Conducted "Stormwater Matters" event at schools to educate students on stormwater management and promote best practices for protecting local waterways and infrastructure.

FY 2027 Objectives and Performance Measures

Prosperous, Resilient and Sustainable Economy

- Continue implementation of green infrastructure projects—such as bioswales, rain gardens, and permeable pavement—in key redevelopment areas to reduce flooding, improve water quality, and support long-term economic growth by enhancing climate resilience and lowering infrastructure maintenance costs.

Great Neighborhoods

- Ensure timely and effective environmental oversight by completing all NPDS inspections within one business day of any significant rain event. This proactive approach supports public health and environmental protection efforts throughout our neighborhoods.
- Enhance neighborhood resilience and aesthetics by stabilizing canal banks through targeted iguana control measures, reducing erosion, protecting stormwater infrastructure, and preserving the integrity of community waterways.
- Launch a pilot mosquito control service to reduce mosquito breeding in stormwater structures and retention areas, enhancing public health protection and improving the effectiveness of stormwater management practices.

Operational Excellence

- Conduct regular, schedule inspections of stormwater infrastructure, including Best Management Practices (BMPs), catch basins, pipes, and canals. This proactive approach will help identify and address potential issues early, preventing costly repairs and improving overall system performance.
- Reduce average flood depths and duration by identifying and prioritizing flood-prone zones, enabling targeted infrastructure improvements and proactive stormwater management strategies to enhance community resilience and service efficiency.
- Reduce stormwater runoff volume by implementing green infrastructure solutions such as pervious pavement, rain gardens, and bioswales, promoting effective water infiltration, improving water quality, and enhancing system performance and sustainability.

Government Stewardship and Accountability

- Increase the frequency of NPDES inspections on construction sites to ensure compliance with stormwater regulations, safeguard the existing stormwater network, and uphold environmental protection standards through responsible oversight.
- Ensure continued compliance with all federal, state, and local stormwater regulations by fostering public engagement and conducting regular staff training sessions, reinforcing a culture of transparency, responsibility, and environmental stewardship.
- Promptly respond to and thoroughly investigate all illicit discharge reports to protect water quality, maintain regulatory compliance, and uphold public trust in stormwater system management.

Community Engagement and Empowerment

- Partner with local organizations and schools to raise awareness and encourage active community participation in stormwater resiliency and sustainability initiatives, with a focus on environmental stewardship, flood prevention, and the prevention of illicit discharges.
- Increase educational workshops, outreach programs, and community events to empower residents with the knowledge and tools to actively support stormwater management, environmental protection, and community resilience.

Performance Measures

Strategic Goals	Performance Measure	FY 2025 Actual	FY 2026 Target	FY 2026 Projected	FY 2027 Target
Great Neighborhoods	Percentage of NPDES inspections completed within one business day, following a significant rain event	90%	95%	95%	95%
Operational Excellence	Percentage of drainage structures cleaned (Regulatory requirement – 10%)	N/A	20%	25%	30%
Government Stewardship and Accountability	Compliance rate of stormwater management regulations at construction sites	75%	90%	90%	95%
Community Engagement and Empowerment	Number of community public outreach/ educational events conducted.	2	4	4	5

Department Overview

Effective October 1, 2022, the City entered into an agreement with The Goode Companies of Florida (GCI) to manage solid waste and recycling collection services citywide. Under this agreement, the City assumes responsibility for monthly customer billing and payment collection. GCI is fully accountable for supplying equipment and personnel, eliminating City expenses related to personnel and capital investments. GCI pays franchise fees to the City for the privilege of conducting solid waste collection, transportation, and disposal operations, along with compensating the City for administrative costs, supervision, billing, collection, code enforcement, and other customer service activities.

Vision

To foster a sustainable future by delivering efficiency, safety, and exemplary solid waste management services to the residents and businesses of Riviera Beach.

Mission

To operate a responsive, sustainable waste management, disposal, and recycling system that ensures safety, efficiency, and environmental protection, while enhancing community health and aesthetics, and supporting the City's vision for a sustainable future.

Financial Overview

Category	FY 2025 Adopted Budget	FY 2026 Adopted Budget	FY 2027 Tentative Budget
Operating	$ 5,400,000	$ 5,562,000	$ 5,562,000
Contingency	1,440,000	1,483,200	1,483,200
Total	**$ 6,840,000**	**$ 7,045,200**	**$ 7,045,200**

FY 2026 Highlights and Accomplishments

Prosperous, Resilient and Sustainable Economy

- Supported economic vitality through reliable, uninterrupted sanitation services for commercial corridors and business districts.
- Implemented cost-efficient routing and fleet utilization measures to reduce fuel consumption and operational costs.
- Expanded recycling education and waste diversion initiatives to reduce landfill disposal fees and promote environmental sustainability.
- Pursued grant and partnership opportunities for beautification, litter prevention, and environmental resilience programs.

Great Neighborhoods

- Enhanced neighborhood cleanliness through targeted bulk waste enforcement and illegal dumping mitigation.
- Conducted Spring/Fall Clean-Up & Amnesty Days to assist residents with large bulk and vegetative debris disposal needs
- Increased response times for missed pick-ups and service complaints.
- Addressed nuisance conditions related to container placement, overflow, and right-of-way obstructions.
- Collaborated with Code Enforcement and HOA/Condo Associations to maintain safe, clean collection points.
- Cleaned up 25 illegal dumping sites
- Removed over 5,000 CY of illegal dumped materials from right-of-way and open spaces

Operational Excellence

- Strengthened contractor performance monitoring, including incident reporting and service level tracking.
- Improved routing efficiency and service reliability through operational reviews and field audits.
- Implemented standardized incident report procedures to ensure documentation consistency.
- Enhanced interdepartmental coordination for special events, emergency spills, and service disruptions.
- Utilized data and service analytics to reduce missed pick-ups and improve productivity.
- Completed over 260 requests for new or replacement garbage and recycling containers

Government Stewardship and Accountability

- Ensured compliance with City ordinances, franchise agreements, and environmental regulations.
- Maintained fiscal responsibility through contract oversight and cost-containment practices.

- Improved documentation transparency, including incident reporting and service verification.
- Supported audit readiness through organized recordkeeping and performance reporting.
- Promoted ethical vendor management and service accountability.

Community Engagement and Empowerment

- Expanded public outreach through social media, website updates, and service alerts.
- Promoted recycling, waste reduction, and proper set-out education campaigns.
- Coordinated community clean-ups with Police Department, CRA, and civic groups.
- Participated in neighborhood meetings, HOA forums, and citywide initiatives to discuss solid waste management procedures.
- Developed educational materials and service guides to empower residents with knowledge of sanitation programs.
- Conducted onsite meetings with residents to address non-compliance for bulk and vegetation trash piles.

FY 2027 Objectives and Performance Measures

Prosperous, Resilient and Sustainable Economy

- Maintain reliable and cost-effective solid waste services that support residential stability and business operations.
- Reduce landfill dependency by increasing recycling participation and waste diversion.
- Improve operational efficiency to mitigate rising fuel, labor, and disposal costs.
- Partner with local agencies and event organizers to provide waste services for community events that drive tourism and local spending.

Great Neighborhoods

- Enhance neighborhood cleanliness and aesthetics through proactive service delivery and enforcement.
- Reduce missed pick-ups, illegal dumping, and nuisance conditions related to waste containers.
- Support community beautification through coordinated clean-up initiatives.

Operational Excellence

- Strengthen contractor oversight and accountability through standardized reporting and performance monitoring.
- Improve service reliability through route optimization and operational reviews.
- Enhance internal coordination with Police, Code Enforcement, CRA, and Communications.

Government Stewardship and Accountability

- Ensure compliance with City ordinances, franchise agreements, and environmental regulations.
- Promote fiscal responsibility and transparency in solid waste operations.
- Maintain accurate documentation to support audits and public accountability.

Community Engagement and Empowerment

- Increase resident awareness of solid waste services, schedules, and regulations.
- Expand outreach through digital platforms, community events, and educational campaigns.
- Strengthen partnerships with neighborhoods, HOAs, schools, and civic organizations.

Performance Measures

Strategic Goals	Performance Measure	FY 2025 Actual	FY 2026 Target	FY 2026 Projected	FY 2027 Target
Great Neighborhoods	Number of neighborhood cleanup events held annually, with participation rates and volume of waste collected	4	6	5	6
Operational Excellence	Solid waste service requests completed within 24 hours	N/A	85%	85%	90%
	Percentage of missed residential pickups	N/A	5%	5%	2%
	Percentage of trash collection routes completed on the scheduled day	N/A	90%	92%	95%
	Tagged non-compliance waste piles tagged and addressed within 72 hours	N/A	70%	75%	90%
Government Stewardship and Accountability	Average customer satisfaction rating for solid waste management and disposal services based on annual public surveys	N/A	78%	78%	85%
Community Engagement and Empowerment	Number of community presentations/outreach campaigns conducted	N/A	6	6	8

FY 2027 Tentative Annual Budget Summaries
October 1, 2026 to September 30, 2027

City of Riviera Beach, Florida
Tentative Budget Summary for October 1, 2026 to September 30, 2027 (Budget on First Reading)

GENERAL FUND REVENUES

Account Description	FY 2025 Original Budget	FY 2025 Actual	FY 2026 Original Budget	FYD 2026 Actual	FY 2027 Tentative Budget
AD VALOREM TAXES	$ 69,848,827	$ 70,942,659	$ 75,462,655	$ 76,045,911	$ 78,960,748
AD VALOREM TAXES - DELINQUENT	472,500	85,681	450,000	39,754	450,000
FIRST LOCAL OPTION TAX	547,403	538,571	450,000	397,621	500,000
UTILITY SERV TAX - ELECTRICITY	4,760,000	4,796,192	4,902,800	3,565,780	5,000,000
UTILITY SERV TAX - WATER	1,625,000	1,619,247	1,673,750	1,933,093	2,100,000
UTILITY SERV TAX - GAS	183,750	173,946	189,262	133,299	200,000
COMMUNICATION SERVICES TAX	1,173,777	1,100,198	1,208,990	799,727	1,095,128
LOCAL BUS TAX	1,645,000	2,052,866	1,816,300	3,225,178	2,500,000
BUILDING PERMITS	3,678,336	3,041,902	3,378,262	1,915,838	3,495,595
FRANCHISE FEE - ELECTRICITY	3,900,000	3,638,858	4,017,000	2,009,314	4,020,005
FRANCHISE FEE - GAS	26,250	58,073	27,375	47,024	30,000
FRANCHISE FEE - OTHER	-	67,203	-	47,428	-
IMPACT FEES - CITY ROADS	1,260	-	882	-	-
BUILDING INSPECTIONS	131,250	250,173	135,188	115,319	135,188
STATE GRANT - OTHER	125,422	217,671	129,185	245,544	129,185
STATE REVENUE SHARING	1,708,198	1,749,254	1,762,622	1,194,477	1,774,917
MOBILE HOME LICENSES	10,500	14,164	10,815	8,892	8,500
ALCOHOLIC LICENSE TAX	19,950	17,368	20,548	17,536	20,000
LOCAL GOVERNMENT HALF CENT SALES TAX	3,808,711	3,788,642	3,876,754	2,889,340	3,824,884
FIREFIGHTER SUPPLEMENTAL COMPENSATION	26,250	36,227	27,037	22,590	20,000
LOCAL GRANT - PUBLIC SAFETY	787,500	790,407	811,125	899,848	811,125
LOCAL GRANT - CULTURE RECREATION	-	3,360	-	-	-
PAYMENTS IN LIEU OF TAXES	2,766,717	2,766,717	3,087,199	3,087,199	3,742,125
ADMINISTRATIVE SERVICE FEES	8,559,462	8,785,378	9,528,651	9,574,651	9,421,344
ADMIN SERICE FEE - PBC IMPACT FEE	26,250	114,952	27,038	63,567	50,000
ADMIN SERVIC FEE - STATE BLDG SURCHARGE	-	16	-	-	-
SERVICE CHARGE - LAW ENFORCEMENT	199,500	188,722	205,485	109,021	205,485
SERVICE CHARGE - FIRE PROTECTION	174,037	274,193	179,210	98,926	179,210
SERVICE CHARGE - FIRE PEMT	446,250	318,131	450,000	-	450,000
SERVICE CHARGE - AMBULANCE	2,100,000	2,092,040	2,163,000	2,070,673	2,163,000
SERVICE CHARGE - PHYSICAL ENVIRONMENT	52,500	6,349	54,075	10,544	54,075
SERVICE CHARGE - LIBRARY	2,100	8,632	2,163	6,893	2,163
SERVICE CHARGE - PARKS AND RECREATION	310,000	498,854	319,296	278,674	350,000
SERVICE CHARGE - SPECIAL EVENT	-	3,099	-	7,794	-
FORECLOSURE REGISTRATION FEES	21,000	2,400	21,630	7,000	21,630
DEVELOPMENT REVIEW FEES	105,000	189,877	200,000	155,326	200,000
LIEN SEARCHES	-	142,840	-	111,175	100,000
SERVICE CHARGE - CLERK OFFICE	-	3,421	-	5,107	-
FINES - LOCAL VIOLATIONS	283,500	175,894	292,005	202,235	292,005
FINES - FIRE ALARM	-	35,332	-	53,713	25,000
INVESTMENT EARNINGS	800,000	2,117,993	1,750,000	1,250,798	1,750,000
INVESTMENT EARNINGS-PBC	-	59,067	-	33,490	-
RENT AND LEASES	262,295	228,263	236,495	168,020	231,495
SALE OF SURPLUS ITEMS	26,250	323,831	27,000	611,128	100,000
CONTRIBUTIONS AND DONATIONS	52,500	213,212	54,075	102,948	66,929
LICENSES	-	702	-	702	-
MISCELLANEOUS REVENUES	105,000	93,308	100,000	54,817	100,000
OVER/SHORT	-	9,545	-	316	-
CONCESSIONS - RB CAFE	-	13,632	-	4,453	-
TRANSFER IN FROM FUND 411	1,231,631	1,231,631	1,266,846	1,266,846	1,403,231
TRANSFER IN FROM FUND 460	147,629	147,629	151,850	151,850	168,198
	$ 112,151,505	**$ 115,028,322**	**$ 120,466,568**	**$ 115,041,378**	**$ 126,151,165**

LEGISLATIVE - DISTRICT 1

Account Description	FY 2025 Original Budget	FY 2025 Actual	FY 2026 Original Budget	FYD 2026 Actual	FY 2027 Tentative Budget
REGULAR SALARIES AND WAGES	$ 65,200	$ 53,790	$ 65,200	$ 95,691	$ 76,810
OVERTIME	-	2,239	-	-	-
FICA TAXES	5,000	3,916	5,000	6,982	6,500
RETIREMENT CONTRIBUTIONS-FRS	15,546	12,844	15,546	19,773	17,500
HEALTH AND DENTAL INSURANCE	35,290	31,079	35,290	28,600	35,290
LIFE INSURANCE	185	162	185	123	185
TRAVEL AND PER DIEM	13,125	6,450	13,125	18,046	13,125
PROMOTIONAL ACTIVITIES	11,025	21,217	11,025	14,640	10,000
OPERATING SUPPLIES	1,837	4,306	1,900	981	1,900
SUBSCRIPTIONS AND MEMBERSHIPS	420	790	710	235	710
TRAINING AND EMPLOYEE DEVELOPMENT	1,050	495	11,350	994	11,350
	$ 148,678	**$ 137,289**	**$ 159,331**	**$ 186,064**	**$ 173,370**

LEGISLATIVE - DISTRICT 2

Account Description	FY 2025 Original Budget	FY 2025 Actual	FY 2026 Original Budget	FYD 2026 Actual	FY 2027 Tentative Budget
REGULAR SALARIES AND WAGES	$ 65,200	$ 42,038	$ 65,200	$ 27,630	$ 75,610
OVERTIME	-	68	-	41	-
FICA TAXES	5,000	3,152	5,000	2,087	6,500
RETIREMENT CONTRIBUTIONS-FRS	15,546	12,911	15,546	9,842	17,500
HEALTH AND DENTAL INSURANCE	35,290	27,955	35,290	27,588	35,290
LIFE INSURANCE	185	132	185	121	185
TRAVEL AND PER DIEM	13,125	4,538	13,125	2,413	13,125
PROMOTIONAL ACTIVITIES	11,025	5,008	11,025	-	10,000
OPERATING SUPPLIES	1,837	-	1,900	1	1,900
UNRECONCILED CITY CARD CHARGES	-	-	-	16,104	-
SUBSCRIPTIONS AND MEMBERSHIPS	420	595	710	-	710
TRAINING AND EMPLOYEE DEVELOPMENT	1,050	100	11,350	-	11,350
	$ 148,678	**$ 96,497**	**$ 159,331**	**$ 85,827**	**$ 172,170**

City of Riviera Beach, Florida
Tentative Budget Summary for October 1, 2026 to September 30, 2027 (Budget on First Reading)

LEGISLATIVE - DISTRICT 3

Account Description	FY 2025 Original Budget	FY 2025 Actual	FY 2026 Original Budget	FYD 2026 Actual	FY 2027 Tentative Budget
REGULAR SALARIES AND WAGES	$ 65,200	$ 53,695	$ 65,200	$ 98,170	$ 75,610
OVERTIME	-	620	-	12,832	-
FICA TAXES	5,000	4,130	5,000	8,349	6,500
RETIREMENT CONTRIBUTIONS-FRS	15,546	8,815	15,546	25,477	17,500
HEALTH AND DENTAL INSURANCE	35,290	36,277	35,290	38,708	35,290
LIFE INSURANCE	185	142	185	159	185
TRAVEL AND PER DIEM	13,125	12,016	13,125	3,372	13,125
PROMOTIONAL ACTIVITIES	11,025	22,316	11,025	4,114	10,000
OPERATING SUPPLIES	1,837	6,604	1,900	1,896	1,900
UNRECONCILED CITY CARD CHARGES	-	-	-	28,403	-
SUBSCRIPTIONS AND MEMBERSHIPS	420	3,064	710	710	710
TRAINING AND EMPLOYEE DEVELOPMENT	1,050	4,154	11,350	5,041	11,350
	$ 148,678	**$ 151,834**	**$ 159,331**	**$ 227,232**	**$ 172,170**

City of Riviera Beach, Florida
Tentative Budget Summary for October 1, 2026 to September 30, 2027 (Budget on First Reading)

LEGISLATIVE - DISTRICT 4

Account Description	FY 2025 Original Budget	FY 2025 Actual	FY 2026 Original Budget	FYD 2026 Actual	FY 2027 Tentative Budget
REGULAR SALARIES AND WAGES	$ 65,200	$ 64,742	$ 65,200	$ 80,901	$ 75,610
OVERTIME	-	-	-	26	-
FICA TAXES	5,000	4,858	5,000	6,174	6,500
RETIREMENT CONTRIBUTIONS-FRS	15,546	15,991	15,546	17,218	17,500
HEALTH AND DENTAL INSURANCE	35,290	14,911	35,290	13,663	35,290
LIFE INSURANCE	185	125	185	105	185
TRAVEL AND PER DIEM	13,125	11,933	13,125	4,094	13,125
PROMOTIONAL ACTIVITIES	11,025	28,024	11,025	18,335	10,000
OPERATING SUPPLIES	1,837	1,223	1,900	612	1,900
SUBSCRIPTIONS AND MEMBERSHIPS	420	-	710	-	710
TRAINING AND EMPLOYEE DEVELOPMENT	1,050	850	11,350	95	11,350
	$ 148,678	**$ 142,656**	**$ 159,331**	**$ 141,223**	**$ 172,170**

City of Riviera Beach, Florida
Tentative Budget Summary for October 1, 2026 to September 30, 2027 (Budget on First Reading)

LEGISLATIVE - DISTRICT 5

Account Description	FY 2025 Original Budget	FY 2025 Actual	FY 2026 Original Budget	FYD 2026 Actual	FY 2027 Tentative Budget
REGULAR SALARIES AND WAGES	$ 65,200	$ 57,396	$ 65,200	$ 75,608	$ 75,610
OVERTIME	-	247	-	12	-
FICA TAXES	5,000	4,195	5,000	5,489	6,500
RETIREMENT CONTRIBUTIONS-FRS	15,546	14,402	15,546	7,240	17,500
HEALTH AND DENTAL INSURANCE	35,290	35,244	35,290	29,941	35,290
LIFE INSURANCE	185	159	185	126	185
TRAVEL AND PER DIEM	13,125	10,469	13,125	8,921	13,125
PROMOTIONAL ACTIVITIES	11,025	16,136	11,025	11,486	10,000
OPERATING SUPPLIES	1,837	6	1,900	155	1,900
SUBSCRIPTIONS AND MEMBERSHIPS	420	405	710	-	710
TRAINING AND EMPLOYEE DEVELOPMENT	1,050	330	11,350	1,318	11,350
	$ 148,678	**$ 138,989**	**$ 159,331**	**$ 140,297**	**$ 172,170**

City of Riviera Beach, Florida
Tentative Budget Summary for October 1, 2026 to September 30, 2027 (Budget on First Reading)

LEGISLATIVE - MAYOR

Account Description	FY 2025 Original Budget	FY 2025 Actual	FY 2026 Original Budget	FYD 2026 Actual	FY 2027 Tentative Budget
REGULAR SALARIES AND WAGES	$ 75,706	$ 79,898	$ 81,158	$ 90,223	$ 90,287
OVERTIME	-	3,789	-	3,786	-
FICA TAXES	5,386	6,130	5,546	7,230	7,242
RETIREMENT CONTRIBUTIONS-FRS	20,838	18,920	18,935	19,491	17,500
HEALTH AND DENTAL INSURANCE	35,290	36,634	35,290	33,070	35,290
LIFE INSURANCE	185	145	132	130	185
TRAVEL AND PER DIEM	13,125	14,358	13,125	22,694	13,125
PROMOTIONAL ACTIVITIES	11,025	23,466	11,025	8,600	10,000
OPERATING SUPPLIES	1,837	-	1,900	852	1,900
SUBSCRIPTIONS AND MEMBERSHIPS	420	-	710	12	710
TRAINING AND EMPLOYEE DEVELOPMENT	1,050	(72)	11,350	1,749	11,350
	$ 164,862	**$ 183,269**	**$ 179,171**	**$ 187,836**	**$ 187,589**

LEGISLATIVE - GENERAL ADMINISTRATION

Account Description	FY 2025 Original Budget	FY 2025 Actual	FY 2026 Original Budget	FYD 2026 Actual	FY 2027 Tentative Budget
GENERAL INSURANCE	$ 29,699	$ 29,699	$ -	$ -	$ -
FLEET SERVICES	-	-	36,409	36,409	26,080
INFORMATION TECHNOLOGY SERVICES	38,692	38,692	33,594	33,594	41,635
PROMOTIONAL ACTIVITIES	-	1,294	-	-	-
OPERATING SUPPLIES	5,250	3,166	5,000	2,855	5,000
	$ 73,641	**$ 72,851**	**$ 75,003**	**$ 72,858**	**$ 72,715**

City of Riviera Beach, Florida
Tentative Budget Summary for October 1, 2026 to September 30, 2027 (Budget on First Reading)

CITY ADMINISTRATION - EXECUTIVE

Account Description	FY 2025 Original Budget	FY 2025 Actual	FY 2026 Original Budget	FYD 2026 Actual	FY 2027 Tentative Budget
REGULAR SALARIES AND WAGES	$ 2,005,354	$ 1,798,640	$ 1,849,210	$ 1,740,035	$ 1,875,377
OVERTIME	5,250	28,483	8,500	5,019	8,500
FICA TAXES	118,709	122,687	116,912	112,065	122,190
RETIREMENT CONTRIBUTIONS	55,432	55,432	53,094	63,924	53,094
RETIREMENT CONTRIBUTIONS-FRS	304,761	264,505	172,971	270,736	235,782
HEALTH AND DENTAL INSURANCE	229,244	210,976	215,011	155,913	225,762
LIFE INSURANCE	1,681	1,969	1,117	1,433	1,362
PROFESSIONAL SERVICES	29,079	18,698	29,950	38,926	24,000
CONTRACT SERVICES	27,168	36,228	28,000	19,246	20,000
TRAVEL AND PER DIEM	16,301	4,667	20,000	8,293	20,000
POSTAGE AND FREIGHT	2,100	-	2,163	-	2,163
GENERAL INSURANCE	78,385	78,385	117,183	117,183	117,183
REPAIRS AND MAINTENANCE	1,575	-	1,650	-	1,650
FLEET SERVICES	48,901	48,901	24,691	24,691	97,787
INFORMATION TECHNOLOGY SERVICES	143,713	143,713	117,328	117,328	154,644
PRINTING AND BINDING	1,575	1,780	1,625	1,127	1,625
PROMOTIONAL ACTIVITIES	10,500	35,977	10,815	25,361	10,000
OPERATING SUPPLIES	7,875	19,357	8,110	10,676	8,110
UNRECONCILED CITY CARD CHARGES	-	-	-	5,643	-
SUBSCRIPTIONS AND MEMBERSHIPS	5,250	13,425	5,400	23,550	5,400
TRAINING AND EMPLOYEE DEVELOPMENT	-	5,718	-	2,886	-
CAPITAL - MACHINERY AND EQUIPMENT	5,250	-	5,400	-	5,400
	$ 3,098,103	**$ 2,889,540**	**$ 2,789,130**	**$ 2,744,035**	**$ 2,990,029**

CITY ADMINISTRATION - GENERAL ADMINISTRATION

Account Description	FY 2025 Original Budget	FY 2025 Actual	FY 2026 Original Budget	FYD 2026 Actual	FY 2027 Tentative Budget
RETIREMENT CONTRIBUTIONS	$ 27,494	$ 33,768	$ 26,332	$ 28,092	$ 26,332
RETIREMENT CONTRIBUTIONS-FRS	-	36,634	-	-	-
HEALTH AND DENTAL INSURANCE	-	104	-	64	-
PROFESSIONAL SERVICES	316,250	488,569	693,500	307,906	200,000
CONTRACT SERVICES	175,000	99,289	200,000	96,962	200,000
POSTAGE AND FREIGHT	2,100	4,554	3,978	4,982	3,978
RENTALS AND LEASES	622,260	607,857	640,993	885,574	640,993
REPAIRS AND MAINTENANCE	-	350	-	-	-
FLEET SERVICES	42,854	42,854	11,717	11,717	-
INFORMATION TECHNOLOGY SERVICES	-	-	83,432	83,432	-
PRINTING AND BINDING	1,575	565	1,650	1,062	1,650
PROMOTIONAL ACTIVITIES	26,250	165,752	22,000	40,789	10,000
CITIZENS LEADERSHIP ACADEMY	5,250	-	25,000	11,200	25,000
OTHER CHARGES	6,300	860	5,000	3,784	5,000
OPERATING SUPPLIES	7,875	155,158	65,000	113,236	35,005
UNRECONCILED CITY CARD CHARGES	-	-	-	311	-
SUBSCRIPTIONS AND MEMBERSHIPS	5,250	4,798	5,450	5,524	5,450
SCHOLARSHIPS	31,500	13,000	32,000	10,000	32,000
CONTINGENCY	500,000	-	500,000	-	200,000
TIF PAYMENT TO CRA	8,680,581	8,680,581	9,401,011	9,401,011	10,032,398
OTHER GRANTS AND AIDS	1,375,000	1,331,508	1,375,000	269,653	1,025,000
TRANSFER OUT TO FUND 201	8,608,804	8,608,804	8,896,200	8,896,200	11,188,392
TRANSFER OUT TO FUND 266	1,047,732	1,047,732	1,131,940	1,131,940	1,184,411
TRANSFER OUT TO FUND 312	4,450,000	4,450,000	4,250,000	4,250,000	4,000,000
	$ 25,932,075	**$ 25,772,736**	**$ 27,370,203**	**$ 25,553,439**	**$ 28,815,609**

CITY ADMINISTRATION - YOUTH EMPOWERMENT

Account Description	FY 2025 Original Budget	FY 2025 Actual	FY 2026 Original Budget	FYD 2026 Actual	FY 2027 Tentative Budget
REGULAR SALARIES AND WAGES	$ 109,050	$ 123,858	$ 105,710	$ 114,853	$ 121,183
OVERTIME	-	3,589	-	5,422	-
FICA TAXES	7,368	9,439	7,577	8,647	8,621
RETIREMENT CONTRIBUTIONS	8,204	8,204	7,857	7,857	7,857
RETIREMENT CONTRIBUTIONS-FRS	13,360	17,433	14,409	16,587	17,002
HEALTH AND DENTAL INSURANCE	25,565	14,887	29,346	13,817	30,813
LIFE INSURANCE	132	161	132	159	185
PROFESSIONAL SERVICES	64,400	23,244	66,327	3,274	36,327
CONTRACT SERVICES	73,798	12,028	66,145	32,699	36,145
TRAVEL AND PER DIEM	10,000	16,569	10,300	3,037	10,300
COMMUNICATION SERVICES	5,565	(40)	6,050	265	6,050
UTILITY SERVICES	75,000	10,643	100,000	9,972	100,000
REPAIRS AND MAINTENANCE	35,070	(3,980)	36,500	-	36,500
FLEET SERVICES	50,262	50,262	51,700	51,700	27,522
INFORMATION TECHNOLOGY SERVICES	34,886	34,886	35,593	35,593	37,260
PRINTING AND BINDING	5,000	(2,095)	3,000	(18)	3,000
PROMOTIONAL ACTIVITIES	8,500	16,838	7,755	6,085	5,000
OPERATING SUPPLIES	31,500	14,457	32,445	8,026	32,445
INVENTORY-RB CAFE	30,000	3,987	30,900	3,437	30,900
TRAINING AND EMPLOYEE DEVELOPMENT	36,750	10,040	18,000	3,898	18,000
	$ 624,410	**$ 364,409**	**$ 629,746**	**$ 325,309**	**$ 565,110**

CITY ADMINISTRATION - CIVIL DRUG COURT

Account Description	FY 2025 Original Budget	FY 2025 Actual	FY 2026 Original Budget	FYD 2026 Actual	FY 2027 Tentative Budget
REGULAR SALARIES AND WAGES	$ 219,125	$ 194,359	$ 212,679	$ 231,388	$ 239,506
OVERTIME	1,606	13,364	5,000	5,559	5,000
FICA TAXES	16,046	15,975	15,925	17,480	17,537
RETIREMENT CONTRIBUTIONS	24,279	24,279	23,253	23,253	23,253
RETIREMENT CONTRIBUTIONS-FRS	18,678	22,755	8,117	31,562	33,602
HEALTH AND DENTAL INSURANCE	25,565	48,069	44,018	43,306	46,219
LIFE INSURANCE	166	202	34	133	159
CONTRACT SERVICES	25,000	21,829	51,750	21,498	36,000
TRAVEL AND PER DIEM	2,940	975	9,000	2,030	9,000
GENERAL INSURANCE	20,582	20,582	30,770	30,770	30,770
REPAIRS AND MAINTENANCE	3,150	6,337	3,250	-	3,250
FLEET SERVICES	83,222	83,222	82,732	82,732	38,578
INFORMATION TECHNOLOGY SERVICES	34,886	34,886	41,526	41,526	43,469
PROMOTIONAL ACTIVITIES	8,709	9,846	30,000	14,368	-
OPERATING SUPPLIES	2,730	9,518	4,000	4,778	4,000
SUBSCRIPTIONS AND MEMBERSHIPS	420	-	1,230	220	1,230
BOOKS AND PERIODICALS	525	308	150	-	150
TRAINING AND EMPLOYEE DEVELOPMENT	525	350	700	136	1,000
CAPITAL - MACHINERY AND EQUIPMENT	2,625	-	1,000	-	1,000
	$ 490,779	**$ 506,855**	**$ 565,134**	**$ 550,738**	**$ 533,723**

CITY ADMINISTRATION - JUSTICE SERVICE CENTER

Account Description	FY 2025 Original Budget	FY 2025 Actual	FY 2026 Original Budget	FYD 2026 Actual	FY 2027 Tentative Budget
REGULAR SALARIES AND WAGES	$ 293,197	$ 305,993	$ 279,433	$ 270,207	$ 301,848
OVERTIME	-	3,260	-	2,852	-
FICA TAXES	21,130	23,304	21,041	20,526	22,669
RETIREMENT CONTRIBUTIONS	9,202	9,202	8,813	8,813	8,813
RETIREMENT CONTRIBUTIONS-FRS	43,901	41,208	38,087	37,072	42,350
HEALTH AND DENTAL INSURANCE	59,467	107,828	58,691	55,329	61,626
LIFE INSURANCE	238	297	291	248	291
CONTRACT SERVICES	9,284	5,087	10,000	9,744	10,000
FLEET SERVICES	41,397	41,397	31,032	31,032	14,407
INFORMATION TECHNOLOGY SERVICES	40,701	40,701	35,593	35,593	37,259
OPERATING SUPPLIES	12,000	11,923	9,000	9,645	9,000
TRAINING AND EMPLOYEE DEVELOPMENT	9,284	7,279	10,815	9,979	10,815
	$ 539,801	**$ 597,479**	**$ 502,796**	**$ 491,041**	**$ 519,078**

CITY ADMINISTRATION - ECONOMIC DEVELOPMENT

Account Description	FY 2025 Original Budget	FY 2025 Actual	FY 2026 Original Budget	FYD 2026 Actual	FY 2027 Tentative Budget
REGULAR SALARIES AND WAGES	$ 110,250	$ 45,276	$ 155,250	$ -	$ 121,542
FICA TAXES	8,131	3,464	8,131	-	9,298
RETIREMENT CONTRIBUTIONS	11,308	11,308	10,830	-	-
RETIREMENT CONTRIBUTIONS-FRS	15,027	-	-	-	17,052
HEALTH AND DENTAL INSURANCE	15,131	-	18,431	-	19,353
LIFE INSURANCE	132	-	132	-	-
PROFESSIONAL SERVICES	161,569	-	35,000	40,481	30,000
TRAVEL AND PER DIEM	6,559	-	6,761	-	6,761
POSTAGE AND FREIGHT	262	-	300	-	300
REPAIRS AND MAINTENANCE	262	-	300	-	300
INFORMATION TECHNOLOGY SERVICES	-	-	11,864	11,864	12,420
PRINTING AND BINDING	10,636	-	4,000	-	4,000
PROMOTIONAL ACTIVITIES	1,000	-	500	-	-
OPERATING SUPPLIES	1,575	-	1,200	-	1,200
SUBSCRIPTIONS AND MEMBERSHIPS	900	-	935	-	-
CAPITAL - MACHINERY AND EQUIPMENT	3,150	-	3,250	-	3,250
	$ 345,892	**$ 60,047**	**$ 256,884**	**$ 52,345**	**$ 225,476**

CITY ADMINISTRATION - INTERNAL AUDIT

Account Description	FY 2025 Original Budget	FY 2025 Actual	FY 2026 Original Budget	FYD 2026 Actual	FY 2027 Tentative Budget
REGULAR SALARIES AND WAGES	$ 86,250	$ -	$ 155,000	$ 110,176	$ 186,160
FICA TAXES	6,900	-	6,900	8,106	13,369
RETIREMENT CONTRIBUTIONS-FRS	17,250	-	17,250	15,303	26,118
HEALTH AND DENTAL INSURANCE	-	-	18,431	6,647	19,353
LIFE INSURANCE	572	-	113	77	132
PROFESSIONAL SERVICES	52,500	-	-	-	50,000
CONTRACT SERVICES	5,250	-	5,400	-	5,400
TRAVEL AND PER DIEM	1,800	-	1,810	-	5,600
POSTAGE AND FREIGHT	105	-	100	-	100
REPAIRS AND MAINTENANCE	1,050	-	1,000	-	1,000
INFORMATION TECHNOLOGY SERVICES	11,629	11,629	12,000	12,000	12,420
PRINTING AND BINDING	3,255	-	1,200	-	500
OPERATING SUPPLIES	1,575	-	1,650	-	1,500
SUBSCRIPTIONS AND MEMBERSHIPS	5,137	-	4,255	-	4,255
TRAINING AND EMPLOYEE DEVELOPMENT	6,300	-	3,375	-	6,000
CAPITAL - MACHINERY AND EQUIPMENT	9,450	-	3,250	-	3,250
	$ 209,023	**$ 11,629**	**$ 231,734**	**$ 152,309**	**$ 335,157**

COMMUNICATIONS AND MARKETING

Account Description	FY 2025 Original Budget	FY 2025 Actual	FY 2026 Original Budget	FYD 2026 Actual	FY 2027 Tentative Budget
REGULAR SALARIES AND WAGES	$ -	$ -	$ 448,152	$ 405,227	$ 487,483
OVERTIME	-	-	-	17,657	-
FICA TAXES	-	-	34,278	31,535	35,701
RETIREMENT CONTRIBUTIONS-FRS	-	-	84,904	39,207	35,511
HEALTH AND DENTAL INSURANCE	-	-	78,400	57,654	82,320
LIFE INSURANCE	-	-	581	500	591
PROFESSIONAL SERVICES	-	240	50,000	48,049	40,000
CONTRACT SERVICES	-	-	50,000	49,260	25,000
POSTAGE AND FREIGHT	-	-	10,000	-	10,000
INFORMATION TECHNOLOGY SERVICES	-	-	-	-	62,099
PRINTING AND BINDING	-	2,500	25,000	-	500
OPERATING SUPPLIES	-	-	5,000	3,532	5,000
SUBSCRIPTIONS AND MEMBERSHIPS	-	-	2,500	-	2,500
TRAINING AND EMPLOYEE DEVELOPMENT	-	-	2,500	-	2,500
	$ -	**$ 2,740**	**$ 791,315**	**$ 652,621**	**$ 789,205**

City of Riviera Beach, Florida
Tentative Budget Summary for October 1, 2026 to September 30, 2027 (Budget on First Reading)

FINANCE - ADMINISTRATION

Account Description	FY 2025 Original Budget	FY 2025 Actual	FY 2026 Original Budget	FYD 2026 Actual	FY 2027 Tentative Budget
REGULAR SALARIES AND WAGES	$ 234,396	$ 292,642	$ 284,311	$ 281,413	$ 320,461
OVERTIME	1,050	2,230	1,500	-	-
FICA TAXES	17,236	20,430	19,591	18,255	19,759
RETIREMENT CONTRIBUTIONS	28,492	28,492	-	-	-
RETIREMENT CONTRIBUTIONS-FRS	7,656	9,975	10,268	9,517	10,888
HEALTH AND DENTAL INSURANCE	30,262	29,809	29,346	27,714	30,813
LIFE INSURANCE	139	140	139	121	139
PROFESSIONAL SERVICES	105,000	68,176	54,308	73,522	60,000
ACCOUNTING AND AUDITING	69,300	76,850	100,000	71,480	90,000
BANK CHARGES AND FEES	-	10,915	-	8,255	-
TRAVEL AND PER DIEM	5,250	5,634	5,400	9,481	5,000
GENERAL INSURANCE	11,449	11,449	17,115	17,115	17,115
REPAIRS AND MAINTENANCE	262	-	270	-	270
INFORMATION TECHNOLOGY SERVICES	143,713	143,713	128,776	128,776	124,905
PRINTING AND BINDING	525	3,759	540	513	540
OPERATING SUPPLIES	15,750	7,121	16,221	6,919	15,000
SUBSCRIPTIONS AND MEMBERSHIPS	1,338	3,488	2,000	1,889	2,000
BOOKS AND PERIODICALS	262	506	300	-	300
	$ 672,080	**$ 715,329**	**$ 670,085**	**$ 654,970**	**$ 697,190**

City of Riviera Beach, Florida
Tentative Budget Summary for October 1, 2026 to September 30, 2027 (Budget on First Reading)

FINANCE - FINANCIAL SERVICES

Account Description	FY 2025 Original Budget	FY 2025 Actual	FY 2026 Original Budget	FYD 2026 Actual	FY 2027 Tentative Budget
REGULAR SALARIES AND WAGES	$ 649,405	$ 544,304	$ 624,894	$ 555,382	$ 642,891
OVERTIME	10,500	7,403	10,500	4,308	10,000
FICA TAXES	47,388	41,596	50,904	42,323	48,400
RETIREMENT CONTRIBUTIONS	32,816	32,816	31,429	31,429	31,429
RETIREMENT CONTRIBUTIONS-FRS	68,027	56,408	59,502	57,581	68,338
HEALTH AND DENTAL INSURANCE	102,260	87,775	117,278	89,853	123,142
LIFE INSURANCE	460	432	397	421	529
TRAVEL AND PER DIEM	7,350	8,029	7,575	10,660	5,000
GENERAL INSURANCE	34,052	34,052	50,909	50,909	50,909
REPAIRS AND MAINTENANCE	735	-	750	-	750
PRINTING AND BINDING	7,875	51,904	6,110	7,354	6,110
OPERATING SUPPLIES	12,600	55,833	12,975	7,018	12,975
SUBSCRIPTIONS AND MEMBERSHIPS	735	-	750	499	750
BOOKS AND PERIODICALS	105	-	125	-	125
TRAINING AND EMPLOYEE DEVELOPMENT	6,300	7,944	6,489	10,312	6,489
	$ 980,608	**$ 928,497**	**$ 980,587**	**$ 868,048**	**$ 1,007,837**

FINANCE - TREASURY MANAGEMENT

Account Description	FY 2025 Original Budget	FY 2025 Actual	FY 2026 Original Budget	FYD 2026 Actual	FY 2027 Tentative Budget
REGULAR SALARIES AND WAGES	$ 237,007	$ 305,768	$ 331,161	$ 320,557	$ 339,734
OVERTIME	4,200	1,232	3,500	1,592	3,500
FICA TAXES	18,345	23,099	24,749	24,512	25,578
RETIREMENT CONTRIBUTIONS	-	-	27,288	27,288	27,288
RETIREMENT CONTRIBUTIONS-FRS	33,403	40,114	44,752	43,655	47,665
HEALTH AND DENTAL INSURANCE	63,912	66,370	73,364	63,903	77,032
LIFE INSURANCE	291	314	301	332	354
PROFESSIONAL SERVICES	99,750	116,043	97,000	98,777	90,000
CONTRACT SERVICES	-	3,840	-	2,720	-
BANK CHARGES AND FEES	-	107	-	-	-
TRAVEL AND PER DIEM	3,150	178	3,250	1,149	2,500
POSTAGE AND FREIGHT	3,150	-	3,250	-	3,250
GENERAL INSURANCE	36,488	36,488	54,574	54,574	54,574
REPAIRS AND MAINTENANCE	1,785	-	1,850	372	1,850
INFORMATION TECHNOLOGY SERVICES	55,274	55,274	55,989	55,989	59,478
PRINTING AND BINDING	1,050	110	1,000	-	1,000
OPERATING SUPPLIES	5,985	479	6,650	3,749	6,650
SUBSCRIPTIONS AND MEMBERSHIPS	210	150	225	121	225
TRAINING AND EMPLOYEE DEVELOPMENT	2,100	-	3,500	-	3,500
CAPITAL - MACHINERY AND EQUIPMENT	7,738	-	-	-	-
	$ 573,838	**$ 649,565**	**$ 732,403**	**$ 699,289**	**$ 744,178**

FINANCE - CUSTOMER SERVICE

Account Description	FY 2025 Original Budget	FY 2025 Actual	FY 2026 Original Budget	FYD 2026 Actual	FY 2027 Tentative Budget
REGULAR SALARIES AND WAGES	617,617	613,635	657,027	623,742	599,217
OVERTIME	42,000	44,721	42,000	102,847	50,000
FICA TAXES	40,428	41,873	46,532	53,244	48,218
RETIREMENT CONTRIBUTIONS	48,777	48,777	46,720	46,720	46,720
RETIREMENT CONTRIBUTIONS-FRS	22,021	22,919	30,986	31,261	34,264
HEALTH AND DENTAL INSURANCE	102,260	105,461	93,844	121,959	98,536
LIFE INSURANCE	529	566	635	594	688
CONTRACT SERVICES	26,250	3,902	27,037	4,498	87,037
TRAVEL AND PER DIEM	2,625	2,003	2,750	3,147	2,750
POSTAGE AND FREIGHT	63,000	68,557	65,000	50,218	75,000
GENERAL INSURANCE	101,301	101,301	151,443	151,443	151,443
FLEET SERVICES	48,406	48,406	81,645	81,645	62,839
INFORMATION TECHNOLOGY SERVICES	110,548	110,548	100,781	100,781	118,957
PRINTING AND BINDING	42,000	11,433	18,260	73,068	18,260
OFFICE SUPPLIES	31,500	11,758	29,750	6,223	20,000
OPERATING SUPPLIES	15,750	43,508	42,000	(439)	50,000
TRAINING AND EMPLOYEE DEVELOPMENT	8,599	400	-	2,532	-
CAPITAL - MACHINERY AND EQUIPMENT	-	-	10,000	-	5,000
	$ 1,323,611	**$ 1,279,767**	**$ 1,446,410**	**$ 1,453,482**	**$ 1,468,929**

City of Riviera Beach, Florida
Tentative Budget Summary for October 1, 2026 to September 30, 2027 (Budget on First Reading)

CITY CLERK-RECORDS

Account Description	FY 2025 Original Budget	FY 2025 Actual	FY 2026 Original Budget	FYD 2026 Actual	FY 2027 Tentative Budget
REGULAR SALARIES AND WAGES	$ 256,730	$ 240,170	$ 317,500	$ 240,204	$ 326,560
OVERTIME	8,137	16,279	10,000	19,341	10,000
FICA TAXES	19,380	19,581	23,858	19,687	24,537
RETIREMENT CONTRIBUTIONS	26,718	26,718	25,589	25,589	25,589
RETIREMENT CONTRIBUTIONS-FRS	47,353	28,967	26,483	40,619	45,386
HEALTH AND DENTAL INSURANCE	51,130	38,630	54,918	41,314	57,664
LIFE INSURANCE	79	204	276	169	257
PROFESSIONAL SERVICES	33,600	84,592	30,608	47,403	30,000
CONTRACT SERVICES	36,750	33,046	40,000	48,140	40,000
TRAVEL AND PER DIEM	5,880	5,434	5,375	3,346	5,375
POSTAGE AND FREIGHT	26,250	25,852	27,000	12,594	27,000
GENERAL INSURANCE	22,029	22,029	32,948	32,948	32,948
REPAIRS AND MAINTENANCE	7,080	3,651	6,625	3,836	6,625
FLEET SERVICES	11,720	11,720	8,230	8,230	8,694
INFORMATION TECHNOLOGY SERVICES	55,274	55,274	50,390	50,390	53,530
PRINTING AND BINDING	10,710	10,142	9,750	6,203	9,750
OTHER CHARGES	10,710	10,586	9,000	8,695	9,000
OPERATING SUPPLIES	5,512	7,710	5,000	6,665	5,000
SUBSCRIPTIONS AND MEMBERSHIPS	1,575	2,416	1,040	1,040	1,040
BOOKS AND PERIODICALS	105	-	150	-	150
TRAINING AND EMPLOYEE DEVELOPMENT	5,250	2,647	5,400	2,627	5,400
	$ 641,972	**$ 645,649**	**$ 690,140**	**$ 619,039**	**$ 724,505**

CITY CLERK-ELECTIONS

Account Description	FY 2025 Original Budget	FY 2025 Actual	FY 2026 Original Budget	FYD 2026 Actual	FY 2027 Tentative Budget
CONTRACT SERVICES	$ 125,000	$ 70,997	$ 106,000	$ -	$ 106,000
POSTAGE AND FREIGHT	105	-	150	-	150
PROMOTIONAL ACTIVITIES	535	-	500	1,000	-
OTHER CHARGES	262	3,558	275	-	275
OPERATING SUPPLIES	1,575	-	1,650	76	1,650
	$ 127,477	**$ 74,555**	**$ 108,575**	**$ 1,076**	**$ 108,075**

HUMAN RESOURCES - ADMINISTRATION

Account Description	FY 2025 Original Budget	FY 2025 Actual	FY 2026 Original Budget	FYD 2026 Actual	FY 2027 Tentative Budget
REGULAR SALARIES AND WAGES	$ 615,686	$ 632,870	$ 835,699	$ 634,724	$ 581,447
OVERTIME	262	1,343	1,500	-	1,500
SERVICE AWARDS	-	-	10,000	1,948	10,000
FICA TAXES	44,240	46,123	55,309	56,353	49,151
RETIREMENT CONTRIBUTIONS	20,621	20,621	19,749	19,749	19,749
RETIREMENT CONTRIBUTIONS-FRS	112,840	121,562	140,030	116,105	128,297
HEALTH AND DENTAL INSURANCE	91,695	73,555	77,032	84,815	62,524
LIFE INSURANCE	572	582	687	582	766
PROFESSIONAL SERVICES	73,500	128,799	154,075	177,594	170,000
CONTRACT SERVICES	52,500	90,993	150,000	142,067	140,250
TRAVEL AND PER DIEM	15,750	36,455	20,826	7,013	16,326
GENERAL INSURANCE	25,333	25,333	37,737	37,737	37,737
REPAIRS AND MAINTENANCE	525	195	600	-	600
FLEET SERVICES	17,568	17,568	38,100	38,100	24,839
INFORMATION TECHNOLOGY SERVICES	66,329	66,329	78,385	78,385	83,270
PRINTING AND BINDING	14,700	14,982	5,000	94	5,000
OTHER CHARGES	12,075	12,037	7,500	5,407	7,500
OPERATING SUPPLIES	10,836	19,393	10,160	9,718	10,160
UNRECONCILED CITY CARD CHARGES	-	-	-	4,628	-
SUBSCRIPTIONS AND MEMBERSHIPS	2,310	2,307	7,000	1,884	7,000
BOOKS AND PERIODICALS	1,050	1,009	1,200	-	1,200
TRAINING AND EMPLOYEE DEVELOPMENT	68,250	86,814	73,725	65,941	73,725
	$ 1,246,642	**$ 1,398,870**	**$ 1,724,314**	**$ 1,482,844**	**$ 1,431,041**

HUMAN RESOURCES - RISK MANAGEMENT

Account Description	FY 2025 Original Budget	FY 2025 Actual	FY 2026 Original Budget	FYD 2026 Actual	FY 2027 Tentative Budget
REGULAR SALARIES AND WAGES	$ 283,064	$ 378,569	$ 346,714	$ 206,530	$ 334,854
OVERTIME	168	1,637	2,000	-	2,000
FICA TAXES	20,764	28,023	25,410	14,948	25,040
RETIREMENT CONTRIBUTIONS	11,308	11,308	10,830	10,830	10,830
RETIREMENT CONTRIBUTIONS-FRS	38,581	49,965	47,257	27,326	46,980
HEALTH AND DENTAL INSURANCE	45,393	52,718	40,245	37,293	42,257
LIFE INSURANCE	396	400	506	210	185
UNEMPLOYMENT COMPENSATION	31,500	4,098	-	-	-
CONTRACT SERVICES	237,825	228,549	248,000	207,983	240,000
TRAVEL AND PER DIEM	2,100	2,803	7,000	6,439	7,000
GENERAL INSURANCE	5,222	5,222	7,257	7,257	7,257
FLEET SERVICES	17,568	17,568	13,408	13,408	3,771
INFORMATION TECHNOLOGY SERVICES	33,164	33,164	44,791	44,791	47,583
PRINTING AND BINDING	1,260	914	1,300	260	1,300
OPERATING SUPPLIES	-	35	-	-	-
SUBSCRIPTIONS AND MEMBERSHIPS	840	2,075	1,200	429	1,200
BOOKS AND PERIODICALS	105	30	125	-	125
TRAINING AND EMPLOYEE DEVELOPMENT	26,250	33,229	25,000	2,011	28,750
	$ 755,508	**$ 850,307**	**$ 821,043**	**$ 579,714**	**$ 799,132**

LEGAL

Account Description	FY 2025 Original Budget	FY 2025 Actual	FY 2026 Original Budget	FYD 2026 Actual	FY 2027 Tentative Budget
REGULAR SALARIES AND WAGES	$ 675,968	$ 588,150	$ 807,072	$ 626,026	$ 901,224
OVERTIME	2,730	3,540	2,730	-	2,730
FICA TAXES	44,737	37,927	53,993	41,094	58,520
RETIREMENT CONTRIBUTIONS-FRS	142,675	90,916	81,853	98,712	135,086
HEALTH AND DENTAL INSURANCE	71,377	45,917	62,545	51,249	65,672
LIFE INSURANCE	863	919	894	848	1,030
PROFESSIONAL SERVICES	84,000	84,221	86,520	58,014	85,000
CONTRACT SERVICES	131,250	176,348	135,200	125,477	130,000
TRAVEL AND PER DIEM	6,930	2,090	7,200	7,872	7,200
POSTAGE AND FREIGHT	105	-	120	-	120
GENERAL INSURANCE	22,640	22,640	33,846	33,846	33,846
REPAIRS AND MAINTENANCE	260	-	275	-	275
INFORMATION TECHNOLOGY SERVICES	66,329	66,329	67,187	67,187	71,374
PROMOTIONAL ACTIVITIES	-	-	10,000	4,493	-
OPERATING SUPPLIES	3,150	2,722	3,250	3,263	3,250
SUBSCRIPTIONS AND MEMBERSHIPS	1,575	1,856	1,650	1,649	1,650
BOOKS AND PERIODICALS	3,948	1,350	4,100	3,653	4,100
TRAINING AND EMPLOYEE DEVELOPMENT	4,200	5,385	4,326	4,200	4,326
	$ 1,262,737	**$ 1,130,309**	**$ 1,362,761**	**$ 1,127,582**	**$ 1,505,403**

DEVELOPMENT SERVICES - ADMINISTRATION

Account Description	FY 2025 Original Budget	FY 2025 Actual	FY 2026 Original Budget	FYD 2026 Actual	FY 2027 Tentative Budget
REGULAR SALARIES AND WAGES	$ 362,905	$ 458,647	$ 492,504	$ 503,433	$ 601,066
OVERTIME	9,450	5,532	9,450	475	9,450
FICA TAXES	26,387	33,745	34,700	37,915	41,260
RETIREMENT CONTRIBUTIONS	25,055	25,055	23,996	23,996	23,996
RETIREMENT CONTRIBUTIONS-FRS	78,907	96,599	102,023	95,864	114,413
HEALTH AND DENTAL INSURANCE	51,130	55,151	58,691	49,360	43,567
LIFE INSURANCE	317	436	449	376	370
PROFESSIONAL SERVICES	183,750	116,389	165,000	42,113	137,037
CONTRACT SERVICES	52,500	17,689	-	-	-
TRAVEL AND PER DIEM	5,250	4,441	5,407	1,786	4,326
POSTAGE AND FREIGHT	1,260	-	1,297	-	1,297
GENERAL INSURANCE	5,165	5,165	7,722	7,722	7,722
REPAIRS AND MAINTENANCE	3,675	-	3,785	-	3,785
FLEET SERVICES	-	-	-	-	5,787
INFORMATION TECHNOLOGY SERVICES	418,637	418,637	462,715	462,715	509,215
PRINTING AND BINDING	315	-	325	324	325
OTHER CHARGES	13,390	10,648	13,791	(90,693)	13,791
OPERATING SUPPLIES	22,092	27,875	22,753	5,583	22,753
UNRECONCILED CITY CARD CHARGES	-	-	-	80	-
SUBSCRIPTIONS AND MEMBERSHIPS	1,837	1,704	1,892	1,670	1,892
BOOKS AND PERIODICALS	472	335	486	-	486
TRAINING AND EMPLOYEE DEVELOPMENT	4,830	6,212	4,973	1,349	4,973
CAPITAL - INFRASTRUCTURE	26,250	-	27,000	-	-
	$ 1,293,574	**$ 1,284,260**	**$ 1,438,959**	**$ 1,144,067**	**$ 1,547,511**

DEVELOPMENT SERVICES - PLANNING AND ZONING

Account Description	FY 2025 Original Budget	FY 2025 Actual	FY 2026 Original Budget	FYD 2026 Actual	FY 2027 Tentative Budget
REGULAR SALARIES AND WAGES	$ 519,319	$ 345,320	$ 344,002	$ 353,505	$ 463,391
OVERTIME	15,750	8,376	12,500	385	12,500
FICA TAXES	35,799	25,506	25,534	26,047	34,244
RETIREMENT CONTRIBUTIONS	13,526	13,526	12,954	12,954	12,954
RETIREMENT CONTRIBUTIONS-FRS	48,031	35,257	46,888	43,530	65,015
HEALTH AND DENTAL INSURANCE	78,802	44,175	58,586	48,235	61,515
LIFE INSURANCE	291	264	185	240	238
PROFESSIONAL SERVICES	26,250	56,692	75,000	70,299	72,964
CONTRACT SERVICES	10,605	5,639	10,922	9,596	10,922
TRAVEL AND PER DIEM	6,300	5,689	5,988	705	4,000
GENERAL INSURANCE	21,064	21,064	31,489	31,489	31,489
FLEET SERVICES	62,470	62,470	42,956	42,956	8,620
PRINTING AND BINDING	4,200	1,770	4,326	1,397	4,326
OPERATING SUPPLIES	2,992	2,628	2,581	4,706	4,000
SUBSCRIPTIONS AND MEMBERSHIPS	2,730	1,907	2,813	1,434	2,813
BOOKS AND PERIODICALS	315	-	325	-	325
TRAINING AND EMPLOYEE DEVELOPMENT	7,350	4,602	7,570	2,127	7,570
	$ 855,794	**$ 634,886**	**$ 684,619**	**$ 649,603**	**$ 796,886**

DEVELOPMENT SERVICES - INSPECTIONS

Account Description	FY 2025 Original Budget	FY 2025 Actual	FY 2026 Original Budget	FYD 2026 Actual	FY 2027 Tentative Budget
REGULAR SALARIES AND WAGES	$ 839,218	$ 987,984	$ 1,163,121	$ 867,826	$ 1,178,592
OVERTIME	21,000	18,987	21,000	20,084	21,000
FICA TAXES	60,638	70,137	79,113	65,768	87,208
RETIREMENT CONTRIBUTIONS	17,849	17,849	17,094	17,094	17,094
RETIREMENT CONTRIBUTIONS-FRS	93,027	106,259	123,906	99,747	142,523
HEALTH AND DENTAL INSURANCE	153,389	163,835	205,314	164,413	215,580
LIFE INSURANCE	484	806	862	671	737
TRAVEL AND PER DIEM	6,300	6,378	5,489	5,060	4,000
GENERAL INSURANCE	43,282	43,282	64,705	64,705	64,705
REPAIRS AND MAINTENANCE	1,470	400	1,514	-	1,514
FLEET SERVICES	119,993	119,993	81,171	81,171	64,516
PRINTING AND BINDING	1,050	410	1,081	507	1,081
OPERATING SUPPLIES	3,150	3,364	4,326	12,580	4,326
SUBSCRIPTIONS AND MEMBERSHIPS	1,995	1,680	2,054	2,022	2,054
BOOKS AND PERIODICALS	4,725	1,687	3,866	966	3,866
TRAINING AND EMPLOYEE DEVELOPMENT	6,300	-	6,488	6,523	6,488
	$ 1,373,870	**$ 1,543,051**	**$ 1,781,104**	**$ 1,409,138**	**$ 1,815,284**

DEVELOPMENT SERVICES - CODE COMPLIANCE

Account Description	FY 2025 Original Budget	FY 2025 Actual	FY 2026 Original Budget	FYD 2026 Actual	FY 2027 Tentative Budget
REGULAR SALARIES AND WAGES	$ 664,919	$ 606,516	$ 773,069	$ 564,547	$ 682,411
OVERTIME	7,875	13,564	8,000	15,258	12,000
FICA TAXES	65,691	45,920	57,766	43,641	51,268
RETIREMENT CONTRIBUTIONS	29,268	29,268	28,031	28,031	28,031
RETIREMENT CONTRIBUTIONS-FRS	111,700	70,253	90,043	70,128	83,645
HEALTH AND DENTAL INSURANCE	157,060	139,934	190,642	133,457	182,246
LIFE INSURANCE	547	558	593	531	583
PROFESSIONAL SERVICES	105,000	87,159	75,000	28,020	70,000
TRAVEL AND PER DIEM	5,775	5,168	5,948	5,230	4,000
POSTAGE AND FREIGHT	420	-	432	-	432
GENERAL INSURANCE	41,614	41,614	62,212	62,212	62,212
REPAIRS AND MAINTENANCE	12,568	-	10,000	(416)	10,000
FLEET SERVICES	64,048	64,048	73,178	73,178	72,807
PRINTING AND BINDING	2,625	318	2,703	2,582	5,500
OTHER CHARGES	2,730	1,611	2,811	1,862	2,811
OPERATING SUPPLIES	10,250	18,201	5,557	5,257	5,557
OPERATING SUPPLIES - CLOTHING	-	1,223	-	-	-
SUBSCRIPTIONS AND MEMBERSHIPS	525	170	540	510	540
BOOKS AND PERIODICALS	682	-	702	-	702
	$ 1,283,297	**$ 1,125,524**	**$ 1,387,227**	**$ 1,034,029**	**$ 1,274,745**

DEVELOPMENT SERVICES - BUSINESS TAX RECEIPTS

Account Description	FY 2025 Original Budget	FY 2025 Actual	FY 2026 Original Budget	FYD 2026 Actual	FY 2027 Tentative Budget
REGULAR SALARIES AND WAGES	$ 181,655	$ 108,350	$ 91,024	$ 134,046	$ 140,252
OVERTIME	-	11,575	10,000	8,447	10,000
FICA TAXES	12,686	8,250	5,697	10,102	9,716
RETIREMENT CONTRIBUTIONS-FRS	13,647	2,860	-	7,049	7,267
HEALTH AND DENTAL INSURANCE	45,393	20,505	14,673	28,347	15,407
LIFE INSURANCE	159	72	53	93	106
BANK CHARGES AND FEES	42,000	69,303	43,260	48,939	43,260
TRAVEL AND PER DIEM	6,300	2,585	6,489	1,673	5,000
POSTAGE AND FREIGHT	2,100	-	2,163	-	2,163
PRINTING AND BINDING	6,300	2,902	2,489	-	2,489
OPERATING SUPPLIES	2,625	1,933	3,243	(7,564)	3,243
SUBSCRIPTIONS AND MEMBERSHIPS	912	195	939	910	939
TRAINING AND EMPLOYEE DEVELOPMENT	5,250	1,632	3,366	941	3,366
	$ 319,027	**$ 230,161**	**$ 183,396**	**$ 232,982**	**$ 243,208**

City of Riviera Beach, Florida
Tentative Budget Summary for October 1, 2026 to September 30, 2027 (Budget on First Reading)

PROCUREMENT

Account Description	FY 2025 Original Budget	FY 2025 Actual	FY 2026 Original Budget	FYD 2026 Actual	FY 2027 Tentative Budget
REGULAR SALARIES AND WAGES	$ 610,448	$ 466,280	$ 708,795	$ 551,887	$ 716,250
OVERTIME	2,100	2,378	2,100	2,492	2,100
FICA TAXES	51,088	34,642	53,304	42,538	52,382
RETIREMENT CONTRIBUTIONS	23,503	23,503	22,510	22,510	22,510
RETIREMENT CONTRIBUTIONS-FRS	96,860	43,991	56,947	57,631	76,624
HEALTH AND DENTAL INSURANCE	101,928	64,628	73,364	86,096	95,600
LIFE INSURANCE	212	396	476	472	555
PROFESSIONAL SERVICES	10,500	53,956	134,736	54,521	100,000
CONTRACT SERVICES	-	208,136	-	230	-
TRAVEL AND PER DIEM	2,625	11,561	25,000	3,772	7,500
POSTAGE AND FREIGHT	5,250	-	2,500	768	2,500
GENERAL INSURANCE	29,026	29,026	43,392	43,392	43,392
REPAIRS AND MAINTENANCE	6,050	-	6,231	-	6,231
FLEET SERVICES	35,298	35,298	26,817	26,817	27,232
INFORMATION TECHNOLOGY SERVICES	66,329	66,329	89,583	89,583	95,165
PRINTING AND BINDING	1,050	861	1,000	33	1,000
PROMOTIONAL ACTIVITIES	-	12,062	7,500	14,016	-
OTHER CHARGES	12,600	7,631	12,978	7,081	12,978
OPERATING SUPPLIES	14,700	29,876	15,000	11,552	15,000
UNRECONCILED CITY CARD CHARGES	-	-	-	695	-
SUBSCRIPTIONS AND MEMBERSHIPS	1,050	9,455	2,000	3,608	2,000
BOOKS AND PERIODICALS	-	70	-	-	-
TRAINING AND EMPLOYEE DEVELOPMENT	7,875	7,334	15,000	12,716	15,000
	$ 1,078,492	**$ 1,107,413**	**$ 1,299,233**	**$ 1,032,412**	**$ 1,294,019**

POLICE - OPERATIONS

Account Description	FY 2025 Original Budget	FY 2025 Actual	FY 2026 Original Budget	FYD 2026 Actual	FY 2027 Tentative Budget
REGULAR SALARIES AND WAGES	$ 3,324,968	$ 3,795,639	$ 3,655,162	$ 3,390,132	$ 3,453,680
OVERTIME	350,000	679,767	500,000	418,202	500,000
STANDBY LINE-UP PAY	16,800	-	17,304	-	17,304
FICA TAXES	236,119	320,509	267,323	270,352	275,842
RETIREMENT CONTRIBUTIONS	129,599	129,599	124,124	124,124	124,124
RETIREMENT CONTRIBUTIONS-FRS	286,597	418,635	431,207	361,068	422,725
RETIREMENT CONTRIBUTIONS-185	531,873	531,873	800,745	800,745	930,209
HEALTH AND DENTAL INSURANCE	511,690	561,220	565,717	545,392	594,003
LIFE INSURANCE	2,541	2,891	2,891	2,505	2,799
PROFESSIONAL SERVICES	43,835	39,152	35,714	30,710	33,352
CONTRACT SERVICES	129,570	103,212	175,000	37,794	75,000
TRAVEL AND PER DIEM	21,000	20,638	30,000	23,082	15,000
COMMUNICATION SERVICES	193,200	97,058	202,521	164,943	202,521
POSTAGE AND FREIGHT	5,250	3,562	5,407	1,320	5,407
UTILITY SERVICES	25,000	-	-	-	-
RENTALS AND LEASES	609,010	551,516	627,280	584,811	627,280
GENERAL INSURANCE	382,481	382,481	571,801	571,801	442,799
REPAIRS AND MAINTENANCE	659,400	416,789	619,460	437,217	588,261
FLEET SERVICES - POLICE	2,202,989	1,514,845	2,286,854	1,885,450	2,286,854
INFORMATION TECHNOLOGY SERVICES	2,029,225	2,029,225	2,076,281	2,076,281	2,198,315
PRINTING AND BINDING	11,362	9,758	11,702	3,891	11,702
PROMOTIONAL ACTIVITIES	20,790	26,914	31,896	24,582	-
OPERATING SUPPLIES	127,655	137,307	253,675	174,542	278,825
OPERATING SUPPLIES - CLOTHING	-	37,697	-	-	-
UNRECONCILED CITY CARD CHARGES	-	-	-	(25)	-
SUBSCRIPTIONS AND MEMBERSHIPS	7,610	7,330	10,150	10,092	10,150
BOOKS AND PERIODICALS	814	-	-	-	-
TRAINING AND EMPLOYEE DEVELOPMENT	37,736	34,995	39,358	38,644	52,000
CAPITAL - MACHINERY AND EQUIPMENT	120,160	21,258	49,000	45,115	110,000
	$ 12,017,274	**$ 11,873,871**	**$ 13,390,572**	**$ 12,022,771**	**$ 13,258,152**

POLICE - SUPPORT SERVICES

Account Description	FY 2025 Original Budget	FY 2025 Actual	FY 2026 Original Budget	FYD 2026 Actual	FY 2027 Tentative Budget
REGULAR SALARIES AND WAGES	$ 10,623,028	$ 10,789,859	$ 11,242,893	$ 10,217,676	$ 12,084,610
OVERTIME	650,000	1,100,189	750,000	803,107	750,000
FICA TAXES	764,178	876,610	820,560	802,406	899,250
RETIREMENT CONTRIBUTIONS	17,073	17,073	16,351	16,351	16,351
RETIREMENT CONTRIBUTIONS-FRS	999,004	969,103	1,115,241	1,099,294	1,469,013
RETIREMENT CONTRIBUTIONS-185	942,871	942,871	1,419,510	1,419,510	1,649,016
HEALTH AND DENTAL INSURANCE	1,380,003	1,468,565	1,432,363	1,406,346	1,497,801
LIFE INSURANCE	6,212	6,284	6,352	5,412	6,433
PROFESSIONAL SERVICES	13,451	13,787	13,854	2,495	13,854
TRAVEL AND PER DIEM	10,500	10,408	30,000	19,002	15,000
COMMUNICATION SERVICES	10,341	951	12,176	-	14,576
POSTAGE AND FREIGHT	341	292	1,000	127	1,000
RENTALS AND LEASES	169,672	121,998	145,434	120,627	186,634
GENERAL INSURANCE	1,454,650	1,454,650	2,024,674	2,024,674	1,567,894
REPAIRS AND MAINTENANCE	74,287	68,650	111,001	12,083	111,001
FLEET SERVICES	-	-	-	-	5,787
PRINTING AND BINDING	3,213	-	3,309	-	3,309
OTHER CHARGES	19,950	6,500	20,000	2,700	20,000
OPERATING SUPPLIES	211,370	179,667	223,112	92,173	193,112
OPERATING SUPPLIES - CLOTHING	20,328	14,361	19,500	8,872	30,000
SUBSCRIPTIONS AND MEMBERSHIPS	1,575	1,275	1,622	1,495	1,622
BOOKS AND PERIODICALS	175	-	-	-	3,000
TRAINING AND EMPLOYEE DEVELOPMENT	133,000	112,838	113,250	69,901	118,250
	$ 17,505,222	**$ 18,155,929**	**$ 19,522,202**	**$ 18,124,249**	**$ 20,657,513**

City of Riviera Beach, Florida
Tentative Budget Summary for October 1, 2026 to September 30, 2027 (Budget on First Reading)

FIRE - OPERATIONS

Account Description	FY 2025 Original Budget	FY 2025 Actual	FY 2026 Original Budget	FYD 2026 Actual	FY 2027 Tentative Budget
REGULAR SALARIES AND WAGES	$ 5,453,751	$ 5,444,165	$ 5,314,430	$ 5,420,719	$ 6,214,268
OVERTIME	600,000	1,109,036	600,000	1,535,191	600,000
FICA TAXES	378,297	457,469	342,989	475,325	461,753
RETIREMENT CONTRIBUTIONS	13,637	13,637	13,061	13,061	13,061
RETIREMENT CONTRIBUTIONS-FRS	455,829	565,533	439,206	814,781	962,556
RETIREMENT CONTRIBUTIONS-175	845,993	845,993	740,129	740,629	1,037,238
HEALTH AND DENTAL INSURANCE	523,970	547,440	579,366	557,205	429,054
IAFF VEBA	40,796	52,720	38,905	54,533	55,087
LIFE INSURANCE	2,436	2,440	2,489	2,192	2,390
CONTRACT SERVICES	184,750	76,886	178,702	84,334	128,702
TRAVEL AND PER DIEM	20,000	16,843	20,600	20,596	20,600
COMMUNICATION SERVICES	20,900	-	23,722	-	-
UTILITY SERVICES	175,000	266,505	180,250	186,834	180,250
GENERAL INSURANCE	410,628	410,628	613,880	613,880	475,384
REPAIRS AND MAINTENANCE	650,800	544,974	667,322	421,660	567,322
FLEET SERVICES	200,836	200,836	209,171	209,171	120,782
INFORMATION TECHNOLOGY SERVICES	1,168,695	1,168,695	1,162,718	1,162,718	1,341,345
PRINTING AND BINDING	8,500	5,437	8,755	5,671	8,755
PROMOTIONAL ACTIVITIES	29,400	18,703	50,000	19,763	-
OFFICE SUPPLIES	15,000	11,496	20,450	13,349	20,450
OPERATING SUPPLIES	167,500	226,949	167,500	159,752	167,500
SUBSCRIPTIONS AND MEMBERSHIPS	3,675	2,252	7,285	2,998	3,285
BOOKS AND PERIODICALS	6,150	571	6,334	105	2,334
CAPITAL - MACHINERY AND EQUIPMENT	225,750	39,880	208,446	88,588	402,143
	$ 11,602,293	**$ 12,029,088**	**$ 11,595,710**	**$ 12,603,055**	**$ 13,214,259**

City of Riviera Beach, Florida
Tentative Budget Summary for October 1, 2026 to September 30, 2027 (Budget on First Reading)

FIRE - RESCUE

Account Description	FY 2025 Original Budget	FY 2025 Actual	FY 2026 Original Budget	FYD 2026 Actual	FY 2027 Tentative Budget
REGULAR SALARIES AND WAGES	$ 5,056,043	$ 4,440,011	$ 5,265,405	$ 4,148,329	$ 5,300,845
OVERTIME	460,000	578,074	500,000	594,399	500,000
FICA TAXES	364,872	365,589	314,292	342,177	383,473
RETIREMENT CONTRIBUTIONS-FRS	757,538	807,705	615,658	904,949	1,012,715
RETIREMENT CONTRIBUTIONS-175	864,699	864,699	756,494	755,994	1,060,172
HEALTH AND DENTAL INSURANCE	664,577	577,643	564,822	568,222	593,063
IAFF VEBA	30,543	43,733	32,195	41,608	43,688
LIFE INSURANCE	2,279	2,304	2,279	2,108	2,247
PROFESSIONAL SERVICES	262,000	237,153	269,860	166,292	219,860
TRAVEL AND PER DIEM	24,150	15,790	24,874	11,371	24,874
GENERAL INSURANCE	399,681	399,681	597,515	597,515	462,712
REPAIRS AND MAINTENANCE	73,500	27,367	75,704	15,171	50,704
PRINTING AND BINDING	5,000	4,371	5,150	-	5,150
OPERATING SUPPLIES	382,950	217,652	394,438	299,832	369,438
UNRECONCILED CITY CARD CHARGES	-	-	-	149	-
SUBSCRIPTIONS AND MEMBERSHIPS	2,890	100	2,976	975	2,976
BOOKS AND PERIODICALS	2,887	2,036	2,973	-	2,973
TRAINING AND EMPLOYEE DEVELOPMENT	110,500	34,758	113,815	56,038	88,815
	$ 9,464,109	**$ 8,618,667**	**$ 9,538,450**	**$ 8,505,131**	**$ 10,123,705**

FIRE - OCEAN RESCUE

Account Description	FY 2025 Original Budget	FY 2025 Actual	FY 2026 Original Budget	FYD 2026 Actual	FY 2027 Tentative Budget
REGULAR SALARIES AND WAGES	$ 218,471	$ 242,717	$ 225,771	$ 219,072	$ 236,468
OVERTIME	21,000	42,644	21,000	36,705	21,000
FICA TAXES	16,387	21,591	17,156	19,198	17,571
RETIREMENT CONTRIBUTIONS-FRS	22,225	27,660	21,752	24,417	23,249
HEALTH AND DENTAL INSURANCE	30,262	59,432	58,691	55,172	61,626
LIFE INSURANCE	212	213	212	184	212
TRAVEL AND PER DIEM	7,560	150	7,786	-	2,786
COMMUNICATION SERVICES	2,100	-	2,163	-	-
UTILITY SERVICES	25,000	-	25,750	-	-
GENERAL INSURANCE	86,254	86,254	128,947	128,947	128,947
REPAIRS AND MAINTENANCE	8,032	4,939	8,272	4,812	8,272
OPERATING SUPPLIES	15,918	11,556	16,395	13,081	6,395
	$ 453,421	**$ 497,154**	**$ 533,895**	**$ 501,587**	**$ 506,526**

City of Riviera Beach, Florida
Tentative Budget Summary for October 1, 2026 to September 30, 2027 (Budget on First Reading)

PUBLIC WORKS - ADMINISTRATION

Account Description	FY 2025 Original Budget	FY 2025 Actual	FY 2026 Original Budget	FYD 2026 Actual	FY 2027 Tentative Budget
REGULAR SALARIES AND WAGES	$ 382,572	$ 249,619	$ 228,086	$ 242,569	$ 268,550
OVERTIME	11,550	16,478	11,500	1,015	11,500
FICA TAXES	73,479	19,637	20,121	17,691	18,368
RETIREMENT CONTRIBUTIONS	43,791	43,791	41,941	41,941	41,941
RETIREMENT CONTRIBUTIONS-FRS	70,032	63,343	120,005	60,975	70,510
HEALTH AND DENTAL INSURANCE	50,262	29,433	25,677	29,003	36,419
LIFE INSURANCE	370	180	185	172	185
PROFESSIONAL SERVICES	42,000	21,845	143,260	141,498	135,000
CONTRACT SERVICES	50,055	45,484	40,000	36,285	35,000
TRAVEL AND PER DIEM	3,150	-	2,500	51	2,500
POSTAGE AND FREIGHT	150	-	500	58	500
UTILITY SERVICES	400,000	423,560	412,000	483,319	412,000
GENERAL INSURANCE	90,367	90,367	13,509	13,509	13,509
REPAIRS AND MAINTENANCE	10,500	8,718	5,000	3,498	5,000
FLEET SERVICES	446,879	446,879	72,817	72,817	102,888
INFORMATION TECHNOLOGY SERVICES	91,529	91,529	33,594	33,594	35,687
PRINTING AND BINDING	2,887	1,517	2,000	2,047	2,000
OFFICE SUPPLIES	-	-	3,000	1,245	3,000
OPERATING SUPPLIES	68,673	555,340	60,000	87,250	60,000
SUBSCRIPTIONS AND MEMBERSHIPS	3,990	1,671	2,000	304	2,000
BOOKS AND PERIODICALS	1,400	186	1,000	-	1,000
TRAINING AND EMPLOYEE DEVELOPMENT	10,324	7,438	7,000	2,436	7,000
	$ 1,853,960	**$ 2,117,014**	**$ 1,245,695**	**$ 1,271,279**	**$ 1,264,557**

PUBLIC WORKS - STREETS

Account Description	FY 2025 Original Budget	FY 2025 Actual	FY 2026 Original Budget	FYD 2026 Actual	FY 2027 Tentative Budget
REGULAR SALARIES AND WAGES	$ 985,544	$ 883,739	$ 1,141,578	$ 926,729	$ 1,244,051
OVERTIME	36,750	64,616	40,000	84,679	40,000
FICA TAXES	67,869	70,025	81,784	76,312	92,022
RETIREMENT CONTRIBUTIONS	40,355	40,355	38,649	38,649	38,649
RETIREMENT CONTRIBUTIONS-FRS	86,627	82,066	97,175	93,106	124,446
HEALTH AND DENTAL INSURANCE	217,412	206,086	234,450	234,414	246,173
LIFE INSURANCE	556	872	963	887	1,139
PROFESSIONAL SERVICES	26,250	29,997	30,000	42,892	25,000
CONTRACT SERVICES-LANDSCAPING	600,000	581,925	500,000	424,175	500,000
TRAVEL AND PER DIEM	1,085	-	3,000	-	3,000
COMMUNICATION SERVICES	2,175	-	1,520	-	1,520
UTILITY SERVICES	250,000	227,371	257,500	250,318	257,500
GENERAL INSURANCE	293,613	293,613	438,945	438,945	438,945
REPAIRS AND MAINTENANCE	-	12,806	10,000	36,107	10,000
FLEET SERVICES	60,071	60,071	357,277	357,277	232,766
INFORMATION TECHNOLOGY SERVICES	198,987	198,987	235,155	235,155	237,914
PRINTING AND BINDING	525	-	1,000	413	1,000
OPERATING SUPPLIES	42,783	53,116	55,000	50,183	55,000
ROAD MATERIAL AND SUPPLIES	17,850	14,611	18,385	16,691	18,385
SUBSCRIPTIONS AND MEMBERSHIPS	1,260	586	1,000	-	1,000
TRAINING AND EMPLOYEE DEVELOPMENT	4,725	3,777	4,000	300	4,000
	$ 2,934,437	**$ 2,824,618**	**$ 3,547,381**	**$ 3,307,232**	**$ 3,572,510**

PUBLIC WORKS - PROPERTY MAINTENANCE

Account Description	FY 2025 Original Budget	FY 2025 Actual	FY 2026 Original Budget	FYD 2026 Actual	FY 2027 Tentative Budget
REGULAR SALARIES AND WAGES	$ 236,789	$ 287,110	$ 366,854	$ 261,583	$ 371,954
OVERTIME	13,650	30,774	15,000	36,113	15,000
FICA TAXES	17,664	24,176	27,973	22,351	27,930
RETIREMENT CONTRIBUTIONS	14,634	14,634	14,016	14,016	14,016
RETIREMENT CONTRIBUTIONS-FRS	32,036	42,853	50,000	36,872	47,159
HEALTH AND DENTAL INSURANCE	51,130	68,457	73,364	57,045	77,032
LIFE INSURANCE	239	261	318	210	212
CONTRACT SERVICES	787,500	296,637	710,000	612,509	875,000
TRAVEL AND PER DIEM	785	-	1,000	-	1,000
UTILITY SERVICES	600,000	597,018	618,000	510,018	618,000
RENTALS AND LEASES	3,150	600	3,000	2,634	3,000
GENERAL INSURANCE	206,297	206,297	308,409	308,409	308,409
REPAIRS AND MAINTENANCE	551,250	484,860	480,000	307,579	480,000
FLEET SERVICES	34,935	34,935	89,607	89,607	114,201
INFORMATION TECHNOLOGY SERVICES	44,219	44,219	44,791	44,791	71,374
PRINTING AND BINDING	262	2,175	250	190	250
OPERATING SUPPLIES	105,852	77,964	100,000	47,827	100,000
UNRECONCILED CITY CARD CHARGES	-	-	-	363	-
TRAINING AND EMPLOYEE DEVELOPMENT	2,625	-	1,000	697	1,000
	$ 2,703,017	**$ 2,212,968**	**$ 2,903,582**	**$ 2,352,813**	**$ 3,125,537**

PARKS AND RECREATION - RECREATIONAL ACTIVITIES

Account Description	FY 2025 Original Budget	FY 2025 Actual	FY 2026 Original Budget	FYD 2026 Actual	FY 2027 Tentative Budget
REGULAR SALARIES AND WAGES	$ 891,126	$ 768,789	$ 941,352	$ 762,369	$ 961,408
OVERTIME	30,000	71,877	45,000	83,976	45,000
FICA TAXES	63,713	62,967	70,702	63,085	71,344
RETIREMENT CONTRIBUTIONS	31,929	31,929	30,579	30,579	30,579
RETIREMENT CONTRIBUTIONS-FRS	104,177	124,528	132,766	117,478	159,484
HEALTH AND DENTAL INSURANCE	102,370	104,716	119,051	106,659	125,004
LIFE INSURANCE	397	566	529	511	635
PROFESSIONAL SERVICES	337,800	274,825	486,000	236,868	450,000
BANK CHARGES AND FEES	40,000	13,302	37,867	4,738	20,000
TRAVEL AND PER DIEM	7,400	1,054	7,500	3,800	7,500
POSTAGE AND FREIGHT	525	-	750	-	750
UTILITY SERVICES	85,000	31,679	90,000	37,072	90,000
RENTALS AND LEASES	55,000	37,741	25,000	16,622	25,000
GENERAL INSURANCE	214,814	214,814	321,142	321,142	321,142
REPAIRS AND MAINTENANCE	125,000	73,791	145,000	66,868	145,000
FLEET SERVICES	229,196	229,196	208,701	208,701	-
PRINTING AND BINDING	3,000	4,179	3,000	836	3,000
PROMOTIONAL ACTIVITIES	8,000	18,453	7,500	15,944	-
OFFICE SUPPLIES	8,000	9,327	8,000	7,997	8,000
OPERATING SUPPLIES	223,500	582,285	241,795	431,966	241,795
UNRECONCILED CITY CARD CHARGES	-	-	-	17,229	-
SUBSCRIPTIONS AND MEMBERSHIPS	5,000	1,305	2,500	-	2,500
BOOKS AND PERIODICALS	250	-	250	-	250
TRAINING AND EMPLOYEE DEVELOPMENT	2,500	1,749	3,500	1,872	3,500
	$ 2,568,697	**$ 2,659,074**	**$ 2,928,484**	**$ 2,536,310**	**$ 2,711,891**

PARKS AND RECREATION - BROOKS COMMUNITY CENTER

Account Description	FY 2025 Original Budget	FY 2025 Actual	FY 2026 Original Budget	FYD 2026 Actual	FY 2027 Tentative Budget
REGULAR SALARIES AND WAGES	55,054	8,139	-	-	-
FICA TAXES	1,647	623	-	-	-
HEALTH AND DENTAL INSURANCE	2,564	-	-	-	-
LIFE INSURANCE	1,809	-	-	-	-
UTILITY SERVICES	-	32,228	30,000	50,420	30,000
REPAIRS AND MAINTENANCE	8,000	4,117	34,500	12,262	34,500
OPERATING SUPPLIES	15,000	17,212	8,000	3,181	8,000
	$ 84,074	**$ 62,318**	**$ 72,500**	**$ 65,863**	**$ 72,500**

PARKS AND RECREATION - PARKS MAINTENANCE

Account Description	FY 2025 Original Budget	FY 2025 Actual	FY 2026 Original Budget	FYD 2026 Actual	FY 2027 Tentative Budget
REGULAR SALARIES AND WAGES	$ 835,076	$ 724,136	$ 778,304	$ 693,160	$ 850,523
OVERTIME	31,500	106,873	85,000	106,841	85,000
FICA TAXES	58,977	61,414	57,463	58,789	62,151
RETIREMENT CONTRIBUTIONS	37,805	37,805	36,207	36,207	36,207
RETIREMENT CONTRIBUTIONS-FRS	58,467	58,479	52,826	103,820	70,415
HEALTH AND DENTAL INSURANCE	153,389	203,540	187,078	196,802	196,432
LIFE INSURANCE	848	773	742	621	704
CONTRACT SERVICES	160,000	187,283	250,000	207,584	250,000
TRAVEL AND PER DIEM	1,000	-	2,500	-	2,500
POSTAGE AND FREIGHT	-	-	1,000	-	1,000
UTILITY SERVICES	110,000	413,875	400,000	460,740	400,000
RENTALS AND LEASES	-	216	20,000	-	20,000
GENERAL INSURANCE	366,712	366,712	548,227	548,227	548,227
REPAIRS AND MAINTENANCE	161,250	231,401	400,000	250,870	400,000
FLEET SERVICES	-	2,350	-	-	248,367
INFORMATION TECHNOLOGY SERVICES	465,152	465,152	480,511	480,511	496,794
OPERATING SUPPLIES	208,925	171,197	250,000	124,942	250,000
SUBSCRIPTIONS AND MEMBERSHIPS	-	-	250	-	250
TRAINING AND EMPLOYEE DEVELOPMENT	1,500	1,703	5,000	2,957	5,000
	$ 2,650,601	**$ 3,032,910**	**$ 3,555,108**	**$ 3,272,070**	**$ 3,923,570**

PARKS AND RECREATION - AQUATICS

Account Description	FY 2025 Original Budget	FY 2025 Actual	FY 2026 Original Budget	FYD 2026 Actual	FY 2027 Tentative Budget
REGULAR SALARIES AND WAGES	$ 334,787	$ 276,514	$ 138,312	$ 217,930	$ 223,472
OVERTIME	10,500	19,856	2,500	15,724	2,500
FICA TAXES	23,974	21,438	10,919	17,073	16,098
RETIREMENT CONTRIBUTIONS-FRS	31,681	23,102	17,679	27,687	30,097
HEALTH AND DENTAL INSURANCE	25,565	23,218	14,673	13,563	18,360
LIFE INSURANCE	264	204	264	110	132
PROFESSIONAL SERVICES	19,200	38,135	10,500	29,388	10,500
CONTRACT SERVICES	-	410	157,500	149,522	157,500
TRAVEL AND PER DIEM	525	-	-	-	2,500
UTILITY SERVICES	75,000	75,501	-	19,682	-
GENERAL INSURANCE	95,254	95,254	95,254	95,254	95,254
REPAIRS AND MAINTENANCE	89,393	79,264	15,000	22,369	15,000
PROMOTIONAL ACTIVITIES	525	3,272	-	5,225	-
OPERATING SUPPLIES	49,500	92,786	30,000	46,371	30,000
INVENTORY	10,500	7,193	-	1,213	-
BOOKS AND PERIODICALS	315	-	-	-	-
TRAINING AND EMPLOYEE DEVELOPMENT	1,050	765	-	672	-
	$ 768,033	**$ 756,910**	**$ 492,601**	**$ 661,783**	**$ 601,413**

PARKS AND RECREATION - LINDSAY DAVIS COMMUNITY CENTER

Account Description	FY 2025 Original Budget	FY 2025 Actual	FY 2026 Original Budget	FYD 2026 Actual	FY 2027 Tentative Budget
REGULAR SALARIES AND WAGES	$ 89,801	$ 95,531	$ 92,624	$ 85,916	$ 94,421
OVERTIME	5,355	23,255	10,000	23,731	10,000
FICA TAXES	5,955	8,223	6,234	7,774	6,495
RETIREMENT CONTRIBUTIONS	2,550	2,550	2,442	2,442	2,442
RETIREMENT CONTRIBUTIONS-FRS	3,454	4,374	3,574	3,704	3,654
HEALTH AND DENTAL INSURANCE	12,782	14,807	14,673	13,831	18,155
LIFE INSURANCE	53	53	53	46	53
UTILITY SERVICES	50,000	51,948	20,000	44,674	20,000
GENERAL INSURANCE	30,049	30,049	44,922	44,922	44,922
REPAIRS AND MAINTENANCE	-	35,650	50,000	5,000	50,000
OPERATING SUPPLIES	109,500	158,653	76,250	109,706	77,250
	$ 309,499	**$ 425,093**	**$ 320,772**	**$ 341,746**	**$ 327,392**

LIBRARY

Account Description	FY 2025 Original Budget	FY 2025 Actual	FY 2026 Original Budget	FYD 2026 Actual	FY 2027 Tentative Budget
REGULAR SALARIES AND WAGES	$ 547,902	$ 578,551	$ 630,963	$ 618,635	$ 727,352
OVERTIME	-	1,267	5,000	702	6,500
FICA TAXES	40,215	43,749	47,307	46,636	49,864
RETIREMENT CONTRIBUTIONS	34,811	34,811	33,340	33,340	33,340
RETIREMENT CONTRIBUTIONS-FRS	64,576	83,553	83,144	82,754	91,283
HEALTH AND DENTAL INSURANCE	76,695	88,159	102,710	95,552	107,846
LIFE INSURANCE	450	500	450	423	484
CONTRACT SERVICES	104,375	168,426	104,504	113,180	104,504
POSTAGE AND FREIGHT	800	-	824	-	824
UTILITY SERVICES	100,000	27,474	59,211	27,035	59,211
GENERAL INSURANCE	31,460	31,460	47,031	47,031	47,031
REPAIRS AND MAINTENANCE	31,500	33,404	32,445	6,589	32,445
FLEET SERVICES	29,659	29,659	26,630	26,630	29,965
INFORMATION TECHNOLOGY SERVICES	110,474	110,474	112,712	112,712	117,989
OPERATING SUPPLIES	4,725	22,437	7,570	1,694	7,570
SUBSCRIPTIONS AND MEMBERSHIPS	9,030	5,701	9,299	1,201	9,299
CAPITAL - MACHINERY AND EQUIPMENT	36,750	-	17,849	5,075	17,849
	$ 1,223,422	**$ 1,259,626**	**$ 1,320,989**	**$ 1,219,189**	**$ 1,443,356**
TOTAL GENERAL FUND EXPENDITURES	**$ 112,148,562**	**$ 111,252,203**	**$ 120,466,568**	**$ 111,336,528**	**$ 126,156,565**

City of Riviera Beach, Florida
Tentative Budget Summary for October 1, 2026 to September 30, 2027 (Budget on First Reading)

DEBT SERVICE FUND REVENUES

Account Description	FY 2025 Original Budget	FY 2025 Actual	FY 2026 Original Budget	FYD 2026 Actual	FY 2027 Tentative Budget
INVESTMENT EARNINGS	$ -	$ 111,982	$ -	$ 83,235	$ -
TRANSFER IN FROM FUND 101	8,608,804	8,608,804	8,896,202	8,896,200	11,188,392
	$ 8,608,804	**$ 8,720,786**	**$ 8,896,202**	**$ 8,979,435**	**$ 11,188,392**

DEBT SERVICE FUND EXPENDITURES

Account Description	FY 2025 Original Budget	FY 2025 Actual	FY 2026 Original Budget	FYD 2026 Actual	FY 2027 Tentative Budget
PRINCIPAL PAYMENTS	$ 4,749,901	$ 4,749,901	$ 5,124,250	$ 4,975,000	$ 5,745,000
INTEREST PAYMENTS	3,858,903	3,858,902	3,771,952	3,662,087	5,443,392
	$ 8,608,804	**$ 8,608,803**	**$ 8,896,202**	**$ 8,637,087**	**$ 11,188,392**

GENERAL OBLIGATION BONDS FUND REVENUES

Account Description	FY 2025 Original Budget	FY 2025 Actual	FY 2026 Original Budget	FYD 2026 Actual	FY 2027 Tentative Budget
AD VALOREM TAXES	$ -	$ -	$ -	$ -	$ 7,565,102
	$ -	**$ -**	**$ -**	**$ -**	**$ 7,565,102**

GENERAL OBLIGATION BONDS FUND EXPENDITURES

Account Description	FY 2025 Original Budget	FY 2025 Actual	FY 2026 Original Budget	FYD 2026 Actual	FY 2027 Tentative Budget
PRINCIPAL PAYMENTS	$ -	$ -	$ -	$ -	$ 2,440,000
INTEREST PAYMENTS	-	-	-	-	4,652,521
OTHER DEBT SERVICE COSTS	-	-	-	-	472,581
	$ -	**$ -**	**$ -**	**$ -**	**$ 7,565,102**

MAJOR DISASTER FUND REVENUES

Account Description	FY 2025 Original Budget	FY 2025 Actual	FY 2026 Original Budget	FYD 2026 Actual	FY 2027 Tentative Budget
TRANSFER IN FROM FUND 101	$ 1,047,732	$ 1,047,732	$ 1,131,940	$ 1,131,940	$ 1,184,411
	$ 1,047,732	**$ 1,047,732**	**$ 1,131,940**	**$ 1,131,940**	**$ 1,184,411**

MAJOR DISASTER FUND EXPENDITURES

Account Description	FY 2025 Original Budget	FY 2025 Actual	FY 2026 Original Budget	FYD 2026 Actual	FY 2027 Tentative Budget
OPERATING SUPPLIES	$ 1,047,732	$ 70,411	$ 1,131,940	$ 19,507	$ 1,184,411
	$ 1,047,732	**$ 70,411**	**$ 1,131,940**	**$ 19,507**	**$ 1,184,411**

City of Riviera Beach, Florida
Tentative Budget Summary for October 1, 2026 to September 30, 2027 (Budget on First Reading)

UTILITY SPECIAL DISTRICT OPERATING FUND REVENUES

Account Description	FY 2025 Original Budget	FY 2025 Actual	FY 2026 Original Budget	FYD 2026 Actual	FY 2027 Tentative Budget
SERVICE CHARGE - WATER UTILITY	$ 23,400,000	$ 20,703,418	$ 27,781,889	$ 24,838,350	$ 35,938,310
WATER METER CONNECTION FEES	-	57,717	-	47,509	45,839
HYDRANT RENTAL AND FIRE LINES	-	579,726	397,893	857,041	492,130
SERVICE CHARGE - SEWER	17,650,000	15,507,881	15,764,431	14,600,704	17,389,486
SEWER CONNECTION FEES	-	429	-	258	-
INVESTMENT EARNINGS	422,450	952,436	254,814	107,252	200,000
PENALITIES AND INTEREST	-	74,010	-	56,293	-
GAIN LOSS ON ECR INVESTMENT	-	2,534,537	-	-	-
MISCELLANEOUS REVENUES	105,000	-	100,000	-	100,000
	$ 41,577,450	**$ 40,410,154**	**$ 44,299,027**	**$ 40,507,407**	**$ 54,165,765**

City of Riviera Beach, Florida
Tentative Budget Summary for October 1, 2026 to September 30, 2027 (Budget on First Reading)

UTILITY SPECIAL DISTRICT OPERATING FUND EXPENSES - ADMINISTRATION

Account Description	FY 2025 Original Budget	FY 2025 Actual	FY 2026 Original Budget	FYD 2026 Actual	FY 2027 Tentative Budget
REGULAR SALARIES AND WAGES	$ 1,394,010	$ 415,092	$ 1,349,989	$ 767,618	$ 1,282,161
OVERTIME	21,000	113,131	22,050	30,865	22,050
COMPENSATED LEAVE	-	(18,867)	-	-	-
FICA TAXES	74,414	45,586	85,179	59,513	94,376
RETIREMENT CONTRIBUTIONS	50,332	49,961	52,848	52,848	56,848
RETIREMENT CONTRIBUTIONS-FRS	117,716	67,292	53,925	130,101	184,847
HEALTH AND DENTAL INSURANCE	136,441	71,976	207,168	113,504	165,877
LIFE INSURANCE	595	417	291	656	791
OPEB LIABILITY EXPENSE	90,452	1,758	94,974	-	126,354
PENSION EXPENSE	-	(1,022,761)	-	-	-
PROFESSIONAL SERVICES	78,750	208,263	80,482	59,478	80,482
PROFESSIONAL SERVICES - COST ALLOCATION	6,464,244	6,835,209	7,414,515	7,414,515	8,067,563
ACCOUNTING AND AUDITING	10,000	10,000	10,220	4,520	10,220
CONTRACT SERVICES	2,234,500	2,771,662	1,066,333	(808,009)	1,300,000
BANK CHARGES AND FEES	465,560	302,293	407,172	322,275	400,000
TRAVEL AND PER DIEM	7,350	514	7,512	6,061	7,512
POSTAGE AND FREIGHT	210	67,692	215	11,102	215
GENERAL INSURANCE	158,079	158,079	240,914	240,914	186,561
REPAIRS AND MAINTENANCE	4,410	41,266	10,000	10,284	10,000
FLEET SERVICES	515,727	515,727	646,281	646,281	683,843
INFORMATION TECHNOLOGY SERVICES	709,357	709,357	759,325	759,325	894,230
PRINTING AND BINDING	2,415	6,143	2,468	2,926	2,468
PROMOTIONAL ACTIVITIES	10,500	913	10,731	4,197	10,731
OTHER CHARGES	36,750	78,901	37,117	46,578	37,117
OPERATING SUPPLIES	84,000	83,139	100,000	97,219	100,000
OPERATING SUPPLIES - CLOTHING	12,600	26,358	20,000	43,010	20,000
SUBSCRIPTIONS AND MEMBERSHIPS	6,300	1,175	6,363	475	6,363
TRAINING AND EMPLOYEE DEVELOPMENT	15,750	1,050	16,096	3,424	16,096
DEPRECIATION EXPENSE	-	93,980	-	-	-
AMORTIZATION EXPENSE	-	1,551	-	-	-
CONTINGENCY	500,000	-	2,000,000	-	1,500,000
CAPITAL - MACHINERY AND EQUIPMENT	750,000	-	500,000	678,000	400,000
OTHER DEBT SERVICE COSTS	-	(111,841)	-	(144,136)	-
TRANSFER OUT TO FUND 101	1,231,631	1,231,631	1,266,845	1,266,846	1,403,231
TRANSFER OUT TO FUND 412	-	15,000,000	3,500,320	3,500,320	1,750,000
TRANSFER OUT TO FUND 414	3,959,201	3,959,201	4,070,732	4,070,732	13,894,905
	$ 19,142,294	**$ 31,715,849**	**$ 24,040,065**	**$ 19,391,443**	**$ 32,714,841**

City of Riviera Beach, Florida
Tentative Budget Summary for October 1, 2026 to September 30, 2027 (Budget on First Reading)

UTILITY SPECIAL DISTRICT OPERATING FUND EXPENSES - DISTRIBUTION

Account Description	FY 2025 Original Budget	FY 2025 Actual	FY 2026 Original Budget	FYD 2026 Actual	FY 2027 Tentative Budget
REGULAR SALARIES AND WAGES	$ 850,013	$ 760,551	$ 852,088	$ 682,008	$ 900,041
OVERTIME	105,000	193,678	110,250	153,570	110,250
COMPENSATED LEAVE	-	(18,867)	-	-	-
FICA TAXES	52,831	70,556	61,990	62,339	67,201
RETIREMENT CONTRIBUTIONS	64,523	64,523	67,749	67,749	70,728
RETIREMENT CONTRIBUTIONS-FRS	59,777	58,867	63,225	62,210	96,037
HEALTH AND DENTAL INSURANCE	181,572	178,221	175,969	166,929	158,700
LIFE INSURANCE	599	716	805	586	583
PROFESSIONAL SERVICES	525	297,985	537	-	537
CONTRACT SERVICES	21,000	684,471	50,000	195,451	50,000
UTILITY SERVICES	2,100	1,964	2,163	-	2,163
GENERAL INSURANCE	305,001	305,001	464,824	464,824	359,957
REPAIRS AND MAINTENANCE	105,000	891,810	109,725	109,286	100,000
PRINTING AND BINDING	525	554	1,500	-	1,500
OTHER CHARGES	2,310	4,301	2,333	2,926	2,333
OPERATING SUPPLIES	21,000	50,270	50,000	30,691	50,000
OPERATING SUPPLIES - CLOTHING	2,100	2,550	2,146	4,043	2,146
UNRECONCILED CITY CARD CHARGES	-	-	-	1	-
SUBSCRIPTIONS AND MEMBERSHIPS	-	150	-	-	-
BOOKS AND PERIODICALS	525	-	530	-	530
TRAINING AND EMPLOYEE DEVELOPMENT	2,625	456	6,000	75	6,000
DEPRECIATION EXPENSE	-	405,192	-	-	-
CONTINGENCY	500,000	-	-	-	-
TRANSFER OUT TO FUND 412	1,500,000	1,500,000	892,514	892,514	1,750,000
	$ 3,777,026	**$ 5,452,948**	**$ 2,914,348**	**$ 2,895,202**	**$ 3,728,706**

City of Riviera Beach, Florida
Tentative Budget Summary for October 1, 2026 to September 30, 2027 (Budget on First Reading)

UTILITY SPECIAL DISTRICT OPERATING FUND EXPENSES - WATER

Account Description	FY 2025 Original Budget	FY 2025 Actual	FY 2026 Original Budget	FYD 2026 Actual	FY 2027 Tentative Budget
REGULAR SALARIES AND WAGES	$ 1,513,257	$ 1,285,289	$ 1,289,538	$ 1,192,665	$ 1,670,016
OVERTIME	262,500	286,664	275,625	128,062	275,625
COMPENSATED LEAVE	-	(18,867)	-	-	-
FICA TAXES	101,670	118,186	225,917	99,088	128,759
RETIREMENT CONTRIBUTIONS	75,720	75,720	79,506	79,506	82,506
RETIREMENT CONTRIBUTIONS-FRS	134,369	126,901	137,181	131,453	195,429
HEALTH AND DENTAL INSURANCE	317,620	256,753	322,802	254,888	356,139
LIFE INSURANCE	1,143	1,073	1,107	949	1,138
PROFESSIONAL SERVICES	6,720	5,598	6,868	15,112	6,868
CONTRACT SERVICES	467,250	1,269,881	477,530	781,219	477,530
TRAVEL AND PER DIEM	1,260	497	1,288	218	1,288
UTILITY SERVICES	840,000	1,396,874	865,200	729,937	900,321
RENTALS AND LEASES	15,750	18,692	16,097	39,634	16,097
GENERAL INSURANCE	287,613	287,613	438,325	438,325	339,436
REPAIRS AND MAINTENANCE	367,500	492,480	384,038	408,829	384,038
PRINTING AND BINDING	5,250	1,277	5,366	-	5,366
OTHER CHARGES	10,500	22,852	10,605	9,757	10,605
OPERATING SUPPLIES	1,400,000	1,797,558	1,750,000	1,543,020	1,750,000
OPERATING SUPPLIES - CLOTHING	2,730	14,761	2,790	2,393	2,790
SUBSCRIPTIONS AND MEMBERSHIPS	630	1,062	644	-	644
BOOKS AND PERIODICALS	2,100	-	2,121	-	2,121
TRAINING AND EMPLOYEE DEVELOPMENT	2,625	2,497	10,000	3,720	10,000
DEPRECIATION EXPENSE	-	2,070,591	-	-	-
CONTINGENCY	500,000	-	-	-	-
CAPITAL - MACHINERY AND EQUIPMENT	750,000	-	-	51,385	-
TRANSFER OUT TO FUND 412	1,250,000	1,250,000	1,588,920	1,588,920	1,750,000
	$ 8,316,207	**$ 10,763,950**	**$ 7,891,468**	**$ 7,499,079**	**$ 8,366,716**

UTILITY SPECIAL DISTRICT OPERATING FUND EXPENSES - WASTEWATER

Account Description	FY 2025 Original Budget	FY 2025 Actual	FY 2026 Original Budget	FYD 2026 Actual	FY 2027 Tentative Budget
REGULAR SALARIES AND WAGES	$ 904,430	$ 681,262	$ 978,227	$ 511,827	$ 751,369
OVERTIME	131,250	127,287	137,813	94,896	137,813
COMPENSATED LEAVE	-	(18,867)	-	-	-
FICA TAXES	57,365	60,243	73,336	44,150	54,560
RETIREMENT CONTRIBUTIONS	74,389	74,389	78,108	78,108	81,108
RETIREMENT CONTRIBUTIONS-FRS	53,420	42,293	64,564	31,205	55,292
HEALTH AND DENTAL INSURANCE	196,441	138,272	206,524	114,004	199,078
LIFE INSURANCE	530	559	530	451	503
PROFESSIONAL SERVICES	6,930	16,875	7,082	760	7,082
ACCOUNTING AND AUDITING	5,460	-	5,580	-	5,580
CONTRACT SERVICES	5,671,722	6,029,641	6,476,863	5,459,797	6,831,324
TRAVEL AND PER DIEM	1,260	-	1,288	-	1,288
UTILITY SERVICES	288,750	362,803	297,990	259,853	297,990
GENERAL INSURANCE	269,689	269,689	411,008	411,008	318,282
REPAIRS AND MAINTENANCE	105,000	137,804	130,000	69,113	130,000
FLEET SERVICES	-	1,350	-	-	-
PRINTING AND BINDING	1,000	-	1,022	1,887	1,022
OPERATING SUPPLIES	63,000	62,761	64,386	58,903	64,386
OPERATING SUPPLIES - CLOTHING	6,300	7,047	6,439	7,459	6,439
SUBSCRIPTIONS AND MEMBERSHIPS	2,100	1,045	2,121	-	2,121
BOOKS AND PERIODICALS	262	-	265	-	265
TRAINING AND EMPLOYEE DEVELOPMENT	2,625	802	10,000	-	10,000
DEPRECIATION EXPENSE	-	980,067	-	-	-
CONTINGENCY	500,000	-	-	-	-
CAPITAL - MACHINERY AND EQUIPMENT	750,000	-	500,000	149,284	400,000
TRANSFER OUT TO FUND 412	1,250,000	1,250,000	-	-	-
	$ 10,341,923	**$ 10,225,322**	**$ 9,453,146**	**$ 7,292,705**	**$ 9,355,502**
	$ 41,577,450	**$ 58,158,070**	**$ 44,299,027**	**$ 37,078,429**	**$ 54,165,765**

UTILITY SPECIAL DISTRICT DEBT SERVICE FUND REVENUES

Account Description	FY 2025 Original Budget	FY 2025 Actual	FY 2026 Original Budget	FYD 2026 Actual	FY 2027 Tentative Budget
INVESTMENT EARNINGS	$ -	$ 38,888	$ -	$ 30,580	$ -
TRANSFER IN FROM FUND 411	$ 3,959,201	$ 3,959,201	$ 4,070,732	$ 4,070,732	$ 13,894,905
	$ 3,959,201	**$ 3,998,089**	**$ 4,070,732**	**$ 4,101,312**	**$ 13,894,905**

UTILITY SPECIAL DISTRICT DEBT SERVICE FUND EXPENSES

Account Description	FY 2025 Original Budget	FY 2025 Actual	FY 2026 Original Budget	FYD 2026 Actual	FY 2027 Tentative Budget
PRINCIPAL PAYMENTS	$ 2,805,000	$ -	$ 3,028,200	$ -	$ 3,040,000
INTEREST PAYMENTS	1,154,201	1,141,705	1,042,532	1,012,166	10,854,905
TRANSFER OUT TO FUND 411	-	2,805,000	-	2,940,000	-
	$ 3,959,201	**$ 3,946,705**	**$ 4,070,732**	**$ 3,952,166**	**$ 13,894,905**

City of Riviera Beach, Florida
Tentative Budget Summary for October 1, 2026 to September 30, 2027 (Budget on First Reading)

MARINA OPERATING FUND REVENUES

Account Description	FY 2025 Original Budget	FY 2025 Actual	FY 2026 Original Budget	FYD 2026 Actual	FY 2027 Tentative Budget
SERVICE CHARGES	$ 501,800	$ 238,144	$ 501,800	$ 237,341	$ 551,980
INVESTMENT EARNINGS	-	188,809	40,000	125,947	95,000
RENT AND LEASES	-	313,141	1,000,000	214,444	1,000,000
DOCKAGE FEES	2,561,798	3,818,987	2,932,500	3,336,016	3,218,644
FUEL SALES	710,000	1,321,627	988,002	1,332,062	1,136,202
MISCELLANEOUS REVENUES	88,350	(941,176)	91,975	1,245	101,173
TRANSFER IN FROM FUND 422	-	109,466	-	-	-
	$ 3,861,948	**$ 5,048,999**	**$ 5,554,277**	**$ 5,247,055**	**$ 6,102,999**

MARINA OPERATING FUND EXPENSES - OPERATIONS

Account Description	FY 2025 Original Budget	FY 2025 Actual	FY 2026 Original Budget	FYD 2026 Actual	FY 2027 Tentative Budget
REGULAR SALARIES AND WAGES	$ 595,500	$ 404,494	$ 701,700	$ 375,753	$ 701,700
FICA TAXES	64,483	48,564	-	46,983	-
RETIREMENT CONTRIBUTIONS	-	1,843	-	2,398	-
HEALTH AND DENTAL INSURANCE	11,000	8,331	-	19,931	-
PROFESSIONAL SERVICES	315,835	690,332	388,425	638,346	422,650
PROFESSIONAL SERVICES - COST ALLOCATION	561,243	561,243	695,365	695,365	751,112
CONTRACT SERVICES	50,000	160,434	55,000	136,112	50,000
BANK CHARGES AND FEES	111,700	164,883	141,458	155,254	165,182
COMMUNICATION SERVICES	30,000	12,774	31,500	19,283	17,500
POSTAGE AND FREIGHT	-	115	-	57	-
UTILITY SERVICES	228,000	211,530	235,500	210,981	228,890
GENERAL INSURANCE	178,850	173,198	267,377	410,504	196,704
REPAIRS AND MAINTENANCE	160,350	86,389	178,850	18,693	166,650
PROMOTIONAL ACTIVITIES	61,000	42,177	61,000	36,300	52,000
OPERATING SUPPLIES	16,400	86,179	18,500	75,583	14,100
INVENTORY	32,787	14,496	722,556	14,636	811,980
SUBSCRIPTIONS AND MEMBERSHIPS	300	60	300	2,730	300
TRAINING AND EMPLOYEE DEVELOPMENT	3,000	2,842	3,000	131	900
DEPRECIATION EXPENSE	-	822,379	-	-	-
CAPITAL - MACHINERY AND EQUIPMENT	-	-	-	153,022	-
CAPITAL - MACHINERY AND EQUIPMENT	1,441,500	11,288	897,750	-	1,390,159
TRANSFER OUT TO FUND 420	-	2,925,438	-	1,194,328	-
	$ 3,861,948	**$ 6,428,986**	**$ 4,398,281**	**$ 4,206,391**	**$ 4,969,827**

MARINA OPERATING FUND EXPENSES - MOORING FIELDS

Account Description	FY 2025 Original Budget	FY 2025 Actual	FY 2026 Original Budget	FYD 2026 Actual	FY 2027 Tentative Budget
REGULAR SALARIES AND WAGES	$ -	$ -	$ 180,000	$ -	$ 180,000
FICA TAXES	-	-	13,785	-	13,785
HEALTH AND DENTAL INSURANCE	-	-	41,215	-	41,215
PROFESSIONAL SERVICES	-	-	25,000	-	25,000
CONTRACT SERVICES	-	-	200,000	-	200,000
OPERATING SUPPLIES	-	-	10,000	-	10,000
CAPITAL - MACHINERY AND EQUIPMENT	-	-	685,996	-	663,172
	$ -	**$ -**	**$ 1,155,996**	**$ -**	**$ 1,133,172**
TOTAL MARINA OPERATING FUND EXPENSES	**$ 3,861,948**	**$ 6,428,986**	**$ 5,554,277**	**$ 4,206,391**	**$ 6,102,999**

SOLID WASTE COLLECTION FUND REVENUES

Account Description	FY 2025 Original Budget	FY 2025 Actual	FY 2026 Original Budget	FYD 2026 Actual	FY 2027 Tentative Budget
FRANCHISE FEE - RESIDENTIAL	$ 1,000,000	$ 1,178,457	$ 1,030,000	$ 1,005,553	$ 1,030,000
FRANCHISE FEE - COMMERCIAL	1,500,000	1,239,665	1,545,000	1,363,268	1,545,000
SERVICE CHARGE - GARBAGE	500,000	495,075	515,000	422,642	515,000
TOTER_HAULER RESIDENTIAL	3,750,000	3,494,509	3,862,500	3,014,673	3,862,500
TOTER_HAULER COMMERCIAL	50,000	47,556	51,500	42,123	51,500
SOLID WASTE NON COMPLIANCE	-	6,620	-	23,494	-
INVESTMENT EARNINGS	30,000	19,272	30,900	569	30,900
SALE OF RECYCLED MATERIAL	10,000	2,829	10,300	3,336	10,300
MISCELLANEOUS REVENUES	-	(38,315)	-	-	-
	$ 6,840,000	**$ 6,445,667**	**$ 7,045,200**	**$ 5,875,658**	**$ 7,045,200**

SOLID WASTE COLLECTION FUND EXPENSES

Account Description	FY 2025 Original Budget	FY 2025 Actual	FY 2026 Original Budget	FYD 2026 Actual	FY 2027 Tentative Budget
PROFESSIONAL SERVICES	$ 200,000	$ 321,758	$ 206,000	$ 243,958	$ 206,000
PROFESSIONAL SERVICES - COST ALLOCATION	1,800,000	1,890,000	1,854,000	1,854,000	1,854,000
UTILITY SERVICES	3,400,000	3,784,484	3,502,000	3,160,828	3,502,000
DEPRECIATION EXPENSE	-	55,598	-	-	-
CONTINGENCY	1,440,000	-	1,483,200	-	1,483,200
	$ 6,840,000	**$ 6,051,840**	**$ 7,045,200**	**$ 5,258,786**	**$ 7,045,200**

STORMWATER FUND REVENUES

Account Description	FY 2025 Original Budget	FY 2025 Actual	FY 2026 Original Budget	FYD 2026 Actual	FY 2027 Tentative Budget
SERVICE CHARGE - PHYSICAL ENVIRONMENT	$ 3,985,489	$ 3,419,933	$ 4,105,053	$ 3,059,602	$ 3,702,550
INVESTMENT EARNINGS	25,000	175,380	25,750	49,987	24,775
	$ 4,010,489	**$ 3,595,313**	**$ 4,130,803**	**$ 3,109,588**	**$ 3,727,325**

STORMWATER FUND EXPENSES

Account Description	FY 2025 Original Budget	FY 2025 Actual	FY 2026 Original Budget	FYD 2026 Actual	FY 2027 Tentative Budget
REGULAR SALARIES AND WAGES	$ 444,041	$ 362,566	$ 470,914	$ 399,821	$ 493,018
OVERTIME	26,250	44,748	32,961	47,850	32,961
FICA TAXES	30,845	30,294	34,894	33,185	36,201
RETIREMENT CONTRIBUTIONS	28,825	28,825	27,606	27,606	27,606
RETIREMENT CONTRIBUTIONS-FRS	39,381	34,935	46,158	39,782	50,040
HEALTH AND DENTAL INSURANCE	136,048	91,017	132,456	109,030	162,666
LIFE INSURANCE	159	359	371	363	371
OPEB LIABILITY EXPENSE	29,550	2,462	-	-	-
PROFESSIONAL SERVICES	129,722	60,545	126,883	62,296	125,512
PROFESSIONAL SERVICES - COST ALLOCATION	822,138	822,138	1,022,342	1,022,342	891,350
ACCOUNTING AND AUDITING	4,000	-	4,120	-	4,120
BANK CHARGES AND FEES	-	6,619	-	5,429	-
TRAVEL AND PER DIEM	5,000	-	5,150	-	5,150
POSTAGE AND FREIGHT	1,300	-	1,339	-	1,339
UTILITY SERVICES	8,910	-	9,176	-	9,176
RENTALS AND LEASES	8,050	34,694	20,000	16,543	20,000
GENERAL INSURANCE	224,342	224,342	335,387	335,387	335,387
REPAIRS AND MAINTENANCE	59,770	70,444	61,563	50,007	61,563
FLEET SERVICES	171,631	172,737	144,548	144,548	115,328
INFORMATION TECHNOLOGY SERVICES	104,659	104,659	106,780	106,780	111,779
PRINTING AND BINDING	1,196	1,534	5,000	-	5,000
OFFICE SUPPLIES	1,086	-	1,118	-	-
OPERATING SUPPLIES	35,280	43,494	50,000	48,191	55,000
ROAD MATERIAL AND SUPPLIES	68,475	41,027	65,000	28,799	65,000
SUBSCRIPTIONS AND MEMBERSHIPS	1,075	144	1,107	442	1,107
TRAINING AND EMPLOYEE DEVELOPMENT	6,195	3,078	6,380	2,225	6,380
DEPRECIATION EXPENSE	-	513,784	-	-	-
CONTINGENCY	400,000	-	157,100	-	148,548
CAPITAL - INFRASTRUCTURE	338,750	-	348,912	-	50,000
CAPITAL - MACHINERY AND EQUIPMENT	52,500	-	50,000	21,620	50,000
PRINCIPAL PAYMENTS	490,000	-	530,450	-	530,000
INTEREST PAYMENTS	193,682	193,681	181,238	175,959	164,525
TRANSFER OUT TO FUND 101	147,629	147,629	151,850	151,850	168,198
	$ 4,010,489	**$ 3,035,752**	**$ 4,130,803**	**$ 2,830,055**	**$ 3,727,325**

PARKING FUND REVENUES

Account Description	FY 2025 Original Budget	FY 2025 Actual	FY 2026 Original Budget	FYD 2026 Actual	FY 2027 Tentative Budget
SERVICE CHARGE - PARKING	$ 1,200,000	$ -	$ 1,600,000	$ 338,629	$ 1,600,000
INVESTMENT EARNINGS	-	1,029	-	(1,481)	-
	$ 1,200,000	**$ 1,029**	**$ 1,600,000**	**$ 337,148**	**$ 1,600,000**

PARKING FUND EXPENSES

Account Description	FY 2025 Original Budget	FY 2025 Actual	FY 2026 Original Budget	FYD 2026 Actual	FY 2027 Tentative Budget
REGULAR SALARIES AND WAGES	$ 45,682	$ 19,271	$ 49,037	$ 42,440	$ 50,829
OVERTIME	16,500	362	668	526	460
FICA TAXES	3,151	1,473	3,683	3,227	3,820
RETIREMENT CONTRIBUTIONS-FRS	5,614	2,733	6,684	5,987	7,131
HEALTH AND DENTAL INSURANCE	14,000	6,177	14,673	13,619	17,721
LIFE INSURANCE	53	21	53	45	53
PROFESSIONAL SERVICES	50,000	-	248,136	1,300	247,000
PROFESSIONAL SERVICES - COST ALLOCATION	72,000	72,000	124,427	124,427	112,266
CONTRACT SERVICES	93,000	31,500	110,000	-	122,525
INFORMATION TECHNOLOGY SERVICES	-	-	11,864	11,864	12,420
OPERATING SUPPLIES	25,000	-	25,500	350	25,500
CONTINGENCY	775,000	-	775,000	-	770,000
CAPITAL - MACHINERY AND EQUIPMENT	100,000	-	230,275	124,432	230,275
	$ 1,200,000	**$ 133,536**	**$ 1,600,000**	**$ 328,218**	**$ 1,600,000**

INFORMATION TECHNOLOGY FUND REVENUES

Account Description	FY 2025 Original Budget	FY 2025 Actual	FY 2026 Original Budget	FYD 2026 Actual	FY 2027 Tentative Budget
CONTRIBUTION - INTERNAL SERVICE FUND	$ 5,780,721	$ 6,317,988	$ 5,705,721	$ 6,496,987	$ 6,406,285
INVESTMENT EARNINGS	-	67,670	75,000	52,338	-
	$ 5,780,721	**$ 6,385,658**	**$ 5,780,721**	**$ 6,549,325**	**$ 6,406,285**

INFORMATION TECHNOLOGY FUND EXPENSES

Account Description	FY 2025 Original Budget	FY 2025 Actual	FY 2026 Original Budget	FYD 2026 Actual	FY 2027 Tentative Budget
REGULAR SALARIES AND WAGES	$ 1,057,861	$ 966,186	$ 1,155,375	$ 979,479	$ 1,121,711
OVERTIME	49,213	36,936	30,000	25,971	30,000
FICA TAXES	77,131	72,540	83,083	73,030	80,597
RETIREMENT CONTRIBUTIONS	24,722	24,722	23,677	23,677	23,677
RETIREMENT CONTRIBUTIONS-FRS	155,266	135,226	151,939	131,058	150,208
HEALTH AND DENTAL INSURANCE	205,710	153,284	134,229	152,079	123,012
LIFE INSURANCE	537	641	768	611	715
PROFESSIONAL SERVICES	147,000	88,911	103,760	41,635	43,000
PROFESSIONAL SERVICES - COST ALLOCATION	437,330	437,330	463,583	463,583	529,835
CONTRACT SERVICES	1,642,250	2,864,642	1,625,360	1,489,662	1,763,158
TRAVEL AND PER DIEM	16,275	4,069	16,762	11,801	5,000
COMMUNICATION SERVICES	1,151,690	1,813,078	1,150,000	1,231,191	1,422,610
RENTALS AND LEASES	441	-	454	-	454
GENERAL INSURANCE	63,979	63,979	95,647	95,647	95,647
REPAIRS AND MAINTENANCE	200,000	7,641	200,000	564	273,147
FLEET SERVICES	48,138	48,163	73,147	73,147	85,542
OFFICE SUPPLIES	21,161	850	21,795	79,358	15,000
OPERATING SUPPLIES	157,500	108,925	162,225	23,376	47,000
SUBSCRIPTIONS AND MEMBERSHIPS	27,033	34,761	23,889	32,823	38,572
BOOKS AND PERIODICALS	2,709	-	2,790	-	400
TRAINING AND EMPLOYEE DEVELOPMENT	26,250	11,983	27,037	9,080	16,000
CAPITAL - MACHINERY AND EQUIPMENT	268,525	318,752	235,201	74,276	541,000
	$ 5,780,721	**$ 7,192,617**	**$ 5,780,721**	**$ 5,012,050**	**$ 6,406,285**

City of Riviera Beach, Florida
Tentative Budget Summary for October 1, 2026 to September 30, 2027 (Budget on First Reading)

GENERAL INSURANCE FUND REVENUES

Account Description	FY 2025 Original Budget	FY 2025 Actual	FY 2026 Original Budget	FYD 2026 Actual	FY 2027 Tentative Budget
CONTRIBUTION - INTERNAL SERVICE FUND	$ 5,932,952	$ 5,932,952	$ 8,952,852	$ 8,802,852	$ 7,325,559
INVESTMENT EARNINGS	21,048	464,332	21,875	275,872	250,000
SETTLEMENT PAYMENTS	-	1,593,901	-	453,685	-
MISCELLANEOUS REVENUES	-	42,802	-	-	-
	$ 5,954,000	**$ 8,033,987**	**$ 8,974,727**	**$ 9,532,409**	**$ 7,575,559**

GENERAL INSURANCE FUND EXPENSES

Account Description	FY 2025 Original Budget	FY 2025 Actual	FY 2026 Original Budget	FYD 2026 Actual	FY 2027 Tentative Budget
WORKERS COMPENSATION	$ 1,350,000	$ 578,072	$ 2,020,000	$ 865,449	$ 1,500,000
PROFESSIONAL SERVICES	264,000	205,597	254,727	155,056	275,559
BANK CHARGES AND FEES	-	10,956	-	10,250	-
GENERAL INSURANCE	3,750,000	1,893,723	4,500,000	3,363,440	4,300,000
INSURANCE SETTLEMENT	590,000	1,228,835	2,200,000	801,940	1,500,000
REFUNDS	-	1,250	-	-	-
	$ 5,954,000	**$ 3,918,433**	**$ 8,974,727**	**$ 5,196,135**	**$ 7,575,559**

City of Riviera Beach, Florida
Tentative Budget Summary for October 1, 2026 to September 30, 2027 (Budget on First Reading)

FLEET SERVICES FUND REVENUES

Account Description	FY 2025 Original Budget	FY 2025 Actual	FY 2026 Original Budget	FYD 2026 Actual	FY 2027 Tentative Budget
CONTRIBUTION - INTERNAL SERVICE FUND	$ 2,431,188	$ 2,380,779	$ 2,443,889	$ 2,431,965	$ 2,222,948
INVESTMENT EARNINGS	-	97,392	-	38,606	-
SALE OF SURPLUS ITEMS	250,761	-	127,725	-	124,725
	$ 2,681,949	**$ 2,478,171**	**$ 2,571,614**	**$ 2,470,571**	**$ 2,347,673**

FLEET SERVICES FUND EXPENSES

Account Description	FY 2025 Original Budget	FY 2025 Actual	FY 2026 Original Budget	FYD 2026 Actual	FY 2027 Tentative Budget
REGULAR SALARIES AND WAGES	$ 116,836	$ 79,643	$ 127,837	$ 70,949	$ 81,532
OVERTIME	10,000	3,690	-	3,142	-
FICA TAXES	5,098	6,375	9,780	5,668	6,237
RETIREMENT CONTRIBUTIONS	10,087	10,087	9,661	9,661	9,661
RETIREMENT CONTRIBUTIONS-FRS	-	121	6,632	-	-
HEALTH AND DENTAL INSURANCE	15,131	19,864	20,965	13,720	18,059
LIFE INSURANCE	53	71	53	45	53
PROFESSIONAL SERVICES - COST ALLOCATION	425,589	425,589	516,618	516,618	339,643
CONTRACT SERVICES	1,277,244	507,070	1,117,445	1,118,621	1,117,445
POSTAGE AND FREIGHT	105	-	-	-	-
GENERAL INSURANCE	34,658	34,658	51,812	51,812	51,812
REPAIRS AND MAINTENANCE	150,000	620,160	150,000	121,830	173,729
INFORMATION TECHNOLOGY SERVICES	75,587	75,587	23,729	23,729	12,420
PRINTING AND BINDING	2,105	-	500	-	500
OPERATING SUPPLIES	40,000	50,088	22,000	20,631	22,000
INVENTORY	17,606	76,604	14,582	-	14,582
FUEL AND LUBRICANTS	497,650	939,498	500,000	761,827	500,000
BOOKS AND PERIODICALS	1,050	-	-	-	-
TRAINING AND EMPLOYEE DEVELOPMENT	3,150	-	-	-	-
	$ 2,681,949	**$ 2,849,105**	**$ 2,571,614**	**$ 2,718,254**	**$ 2,347,673**

DR-420TIF
R. 6/10
Rule 12D-16.002
Florida Administrative Code
Effective 11/12

FLORIDA

TAX INCREMENT ADJUSTMENT WORKSHEET

Year : 2026	County : Palm Beach
Principal Authority : City of Riviera Beach	Taxing Authority : City of Riviera Beach - Operating
Community Redevelopment Area : City of Riviera Beach CRA	Base Year : 1983

SECTION I : COMPLETED BY PROPERTY APPRAISER

1.	Current year taxable value in the tax increment area	$ 1,398,405,826	(1)
2.	Base year taxable value in the tax increment area	$ 132,767,499	(2)
3.	Current year tax increment value *(Line 1 minus Line 2)*	$ 1,265,638,327	(3)
4.	Prior year Final taxable value in the tax increment area	$ 1,317,400,638	(4)
5.	Prior year tax increment value *(Line 4 minus Line 2)*	$ 1,184,633,139	(5)

SIGN HERE

Property Appraiser Certification I certify the taxable values above are correct to the best of my knowledge.

Signature of Property Appraiser : Electronically Certified by Property Appraiser	Date : 6/25/2026 6:36:29 AM

SECTION II: COMPLETED BY TAXING AUTHORITY **Complete EITHER line 6 or line 7 as applicable. Do NOT complete both.**

6. If the amount to be paid to the redevelopment trust fund IS BASED on a specific proportion of the tax increment value:

6a.	Enter the proportion on which the payment is based.	95.00 %	(6a)
6b.	Dedicated increment value *(Line 3 multiplied by the percentage on Line 6a)* ***If value is zero or less than zero, then enter zero on Line 6b***	$ 1,202,356,411	(6b)
6c.	Amount of payment to redevelopment trust fund in prior year	$ 9,401,011	(6c)

7. If the amount to be paid to the redevelopment trust fund IS NOT BASED on a specific proportion of the tax increment value:

7a.	Amount of payment to redevelopment trust fund in prior year	$	(7a)
7b.	Prior year operating millage levy from Form DR-420, Line 10	per $1,000	(7b)
7c.	Taxes levied on prior year tax increment value *(Line 5 multiplied by Line 7b, divided by 1,000)*	$	(7c)
7d.	Prior year payment as proportion of taxes levied on increment value *(Line 7a divided by Line 7c, multiplied by 100)*	%	(7d)
7e.	Dedicated increment value *(Line 3 multiplied by the percentage on Line 7d)* ***If value is zero or less than zero, then enter zero on Line 7e***	$	(7e)

SIGN HERE

Taxing Authority Certification **I certify the calculations, millages and rates are correct to the best of my knowledge.**

Signature of Chief Administrative Officer : Electronically Certified by Principal Taxing Authority	Date : 7/16/2026 9:30:24 AM
Title : William Wilkins - City Manager	Contact Name and Contact Title : Nydia Reynolds - ASSISTANT FINANCE DIRECTOR
Mailing Address : 600 West Blue Heron Boulevard,	Physical Address : 600 West Blue Heron Boulevard, Riviera Beach Florida 33404
City, State, Zip : Riviera Beach Florida 33404	Phone Number : (561) 845-3469 / Fax Number :

TAX INCREMENT ADJUSTMENT WORKSHEET INSTRUCTIONS

Property appraisers must complete and sign Section I of this worksheet and provide it with form DR-420, *Certification of Taxable Value*, to all taxing authorities who make payments to a redevelopment trust fund under:

- s. 163.387(2)(a), Florida Statutes, or
- An ordinance, resolution, or agreement to fund a project or to finance essential infrastructure.

"Tax increment value" is the cumulative increase in taxable value from the base year to the current year within the defined geographic area. It is used to determine the payment to a redevelopment trust fund under:

- s. 163.387(1), F.S. or
- An ordinance, resolution, or agreement to fund a project or finance essential infrastructure. In this case, the taxing authority must certify the boundaries and beginning date to the property appraiser.

"Dedicated increment value" is the portion of the tax increment value used to determine the payment to the redevelopment trust fund. (See s. 200.001(8)(h), F.S.) Calculate the dedicated increment value on this form and enter on either Line 6b or Line 7e.

"Specific proportion," used to determine whether to complete Line 6 or Line 7, refers to the calculation of the tax increment payment. Examples:

- Example 1.

  Section.163.387(1), F.S., states the payment made by the taxing authority should equal 95% of the millage levied times the tax increment value. The specific proportion in this case is 95%. The ordinance providing for the payment may set a percentage lower than 95%. In these cases, the lower percentage would be the specific proportion.
- Example 2.

  Some required tax increment payments are not directly related to the tax increment value. A constant dollar payment is a payment not based on a specific proportion of the tax increment value. Line 7 converts these payments into a proportion based on the prior year's payment and tax increment value to reach the current year's dedicated increment value.

Section I: Property Appraiser

A. Complete Section I of this form for each county, municipality, independent special district, dependent special district, and MSTU that:

- Has a tax increment value and
- Is not exempted from making payments to a community redevelopment trust fund based on tax increments (s. 163.387(2)(c), F.S.).

If a taxing authority has more than one tax increment value, they must complete a separate form for each tax increment value. Send a copy to each taxing authority with the DR-420 and keep a copy. When the taxing authority returns the completed forms, immediately send the original to:

Florida Department of Revenue
Property Tax Oversight Program - TRIM Section
P. O. Box 3000
Tallahassee, Florida 32315-3000

B. Enter only tax increment values that apply to the value located within the taxing authority indicated.

Section II: Taxing Authority

Complete Section II of the form, keep one copy, and return the original and one copy to your property appraiser with DR-420 within 35 days of certification. Send one copy to your tax collector.

Additional Instructions for Lines 6 and 7

Complete Line 6 if the payment into the redevelopment trust fund is a specific proportion of the tax increment value.

Complete Line 7 if the payment is based on a calculation other than a specific proportion. Do not complete both Lines 6 and 7.

FLORIDA DEPARTMENT OF REVENUE

CERTIFICATION OF TAXABLE VALUE

DR-420
R. 5/12
Rule 12D-16.002
Florida Administrative Code
Effective 11/12

Year : 2026	County : Palm Beach
Principal Authority : City of Riviera Beach	Taxing Authority : City of Riviera Beach - Operating

SECTION I : COMPLETED BY PROPERTY APPRAISER

1.	Current year taxable value of real property for operating purposes	$ 8,451,196,558			(1)
2.	Current year taxable value of personal property for operating purposes	$ 1,496,181,449			(2)
3.	Current year taxable value of centrally assessed property for operating purposes	$ 6,703,042			(3)
4.	Current year gross taxable value for operating purposes *(Line 1 plus Line 2 plus Line 3)*	$ 9,954,081,049			(4)
5.	Current year net new taxable value (Add new construction, additions, rehabilitative improvements increasing assessed value by at least 100%, annexations, and tangible personal property value over 115% of the previous year's value. Subtract deletions.)	$ 19,738,885			(5)
6.	Current year adjusted taxable value *(Line 4 minus Line 5)*	$ 9,934,342,164			(6)
7.	Prior year FINAL gross taxable value from prior year applicable Form DR-403 series	$ 9,510,738,860			(7)
8.	Does the taxing authority include tax increment financing areas? If yes, enter number of worksheets (DR-420TIF) attached. If none, enter 0	☑ YES	☐ NO	Number 1	(8)
9.	Does the taxing authority levy a voted debt service millage or a millage voted for 2 years or less under s. 9(b), Article VII, State Constitution? If yes, enter the number of DR-420DEBT, *Certification of Voted Debt Millage* forms attached. If none, enter 0	☑ YES	☐ NO	Number 1	(9)

SIGN HERE	**Property Appraiser Certification**	I certify the taxable values above are correct to the best of my knowledge.
	Signature of Property Appraiser: Electronically Certified by Property Appraiser	Date : 6/25/2026 6:36:29 AM

SECTION II : COMPLETED BY TAXING AUTHORITY

If this portion of the form is not completed in FULL your taxing authority will be denied TRIM certification and possibly lose its millage levy privilege for the tax year. If any line is not applicable, enter -0-.

10.	Prior year operating millage levy *(If prior year millage was adjusted then use adjusted millage from Form DR-422)*	8.3500 per $1,000	(10)
11.	Prior year ad valorem proceeds *(Line 7 multiplied by Line 10, divided by 1,000)*	$ 79,414,669	(11)
12.	Amount, if any, paid or applied in prior year as a consequence of an obligation measured by a dedicated increment value *(Sum of either Lines 6c or Line 7a for all DR-420TIF forms)*	$ 9,401,011	(12)
13.	Adjusted prior year ad valorem proceeds *(Line 11 minus Line 12)*	$ 70,013,658	(13)
14.	Dedicated increment value, if any *(Sum of either Line 6b or Line 7e for all DR-420TIF forms)*	$ 1,202,356,411	(14)
15.	Adjusted current year taxable value *(Line 6 minus Line 14)*	$ 8,731,985,753	(15)
16.	Current year rolled-back rate *(Line 13 divided by Line 15, multiplied by 1,000)*	8.0181 per $1000	(16)
17.	Current year proposed operating millage rate	8.3500 per $1000	(17)
18.	Total taxes to be levied at proposed millage rate *(Line 17 multiplied by Line 4, divided by 1,000)*	$ 83,116,577	(18)

Continued on page 2

19.	TYPE of principal authority (check one)	☐ County ☑ Municipality	☐ Independent Special District ☐ Water Management District	(19)
20.	Applicable taxing authority (check one)	☑ Principal Authority ☐ MSTU	☐ Dependent Special District ☐ Water Management District Basin	(20)
21.	Is millage levied in more than one county? (check one)	☐ Yes	☑ No	(21)

DEPENDENT SPECIAL DISTRICTS AND MSTUs STOP **STOP HERE - SIGN AND SUBMIT**

22.	Enter the total adjusted prior year ad valorem proceeds of the principal authority, all dependent special districts, and MSTUs levying a millage. *(The sum of Line 13 from all DR-420 forms)*	$ 70,013,658	(22)
23.	Current year aggregate rolled-back rate *(Line 22 divided by Line 15, multiplied by 1,000)*	8.0181 per $1,000	(23)
24.	Current year aggregate rolled-back taxes *(Line 4 multiplied by Line 23, divided by 1,000)*	$ 79,812,817	(24)
25.	Enter total of all operating ad valorem taxes proposed to be levied by the principal taxing authority, all dependent districts, and MSTUs, if any. *(The sum of Line 18 from all DR-420 forms)*	$ 83,116,577	(25)
26.	Current year proposed aggregate millage rate *(Line 25 divided by Line 4, multiplied by 1,000)*	8.3500 per $1,000	(26)
27.	Current year proposed rate as a percent change of rolled-back rate *(Line 26 divided by Line 23, **minus 1**, multiplied by 100)*	4.14 %	(27)

First public budget hearing	Date :	Time :	Place :
	9/8/2026	6:00 PM EST	190 East 13th Street Riviera Beach 33404

SIGN HERE

Taxing Authority Certification

I certify the millages and rates are correct to the best of my knowledge. The millages comply with the provisions of s. 200.065 and the provisions of either s. 200.071 or s. 200.081, F.S.

Signature of Chief Administrative Officer : Electronically Certified by Principal Taxing Authority	Date : 7/16/2026 9:30:24 AM
Title : William Wilkins - City Manager	Contact Name and Contact Title : Nydia Reynolds - ASSISTANT FINANCE DIRECTOR
Mailing Address : 600 West Blue Heron Boulevard,	Physical Address : 600 West Blue Heron Boulevard, Riviera Beach Florida 33404
City, State, Zip : Riviera Beach Florida 33404	Phone Number : (561) 845-3469 / Fax Number :

Instructions on page 3

CERTIFICATION OF TAXABLE VALUE
INSTRUCTIONS

"Principal Authority" is a county, municipality, or independent special district (including water management districts).

"Taxing Authority" is the entity levying the millage. This includes the principal authority, any special district dependent to the principal authority, any county municipal service taxing unit (MSTU), and water management district basins.

Each taxing authority must submit to their property appraiser a DR-420 and the following forms, as applicable:

- DR-420TIF, Tax Increment Adjustment Worksheet
- DR-420DEBT, Certification of Voted Debt Millage
- DR-420MM-P, Maximum Millage Levy Calculation - Preliminary Disclosure

Section I: Property Appraiser

Use this DR-420 form for all taxing authorities except school districts. Complete Section I, Lines 1 through 9, for each county, municipality, independent special district, dependent special district, MSTU, and multicounty taxing authority. Enter only taxable values that apply to the taxing authority indicated. Use a separate form for the principal authority and each dependent district, MSTU and water management district basin.

Line 8

Complete a DR-420TIF for each taxing authority making payments to a redevelopment trust fund under Section 163.387 (2)(a), Florida Statutes or by an ordinance, resolution or agreement to fund a project or to finance essential infrastructure.

Check "Yes" if the taxing authority makes payments to a redevelopment trust fund. Enter the number of DR-420TIF forms attached for the taxing authority on Line 8. Enter 0 if none.

Line 9

Complete a DR-420DEBT for each taxing authority levying either a voted debt service millage (s.12, Article VII, State Constitution) or a levy voted for two years or less (s. 9(b), Article VII, State Constitution).

Check "Yes" if the taxing authority levies either a voted debt service millage or a levy voted for 2 years or less (s. 9(b), Article VII, State Constitution). These levies do not include levies approved by a voter referendum not required by the State Constitution. Complete and attach DR-420DEBT. Do not complete a separate DR-420 for these levies.

Send a copy to each taxing authority and keep a copy. When the taxing authority returns the DR-420 and the accompanying forms, immediately send the original to:

Florida Department of Revenue
Property Tax Oversight - TRIM Section
P. O. Box 3000
Tallahassee, Florida 32315-3000

Section II: Taxing Authority

Complete Section II. Keep one copy, return the original and one copy to your property appraiser with the applicable DR-420TIF, DR-420DEBT, and DR-420MM-P within 35 days of certification. Send one copy to the tax collector. "Dependent special district" (ss. 200.001(8)(d) and 189.403(2), F.S.) means a special district that meets at least one of the following criteria:

- The membership of its governing body is identical to that of the governing body of a single county or a single municipality.
- All members of its governing body are appointed by the governing body of a single county or a single municipality.
- During their unexpired terms, members of the special district's governing body are subject to removal at will by the governing body of a single county or a single municipality.
- The district has a budget that requires approval through an affirmative vote or can be vetoed by the governing body of a single county or a single municipality.

"Independent special district" (ss. 200.001(8)(e) and 189.403 (3), F.S.) means a special district that is not a dependent special district as defined above. A district that includes more than one county is an independent special district unless the district lies wholly within the boundaries of a single municipality.

"Non-voted millage" is any millage not defined as a "voted millage" in s. 200.001(8)(f), F.S.

Lines 12 and 14

Adjust the calculation of the rolled-back rate for tax increment values and payment amounts. See the instructions for DR-420TIF. On Lines 12 and 14, carry forward values from the DR-420TIF forms.

Line 24

Include only those levies derived from millage rates.

CERTIFICATION OF VOTED DEBT MILLAGE

DR-420DEBT
R. 6/10
Rule 12D-16.002
Florida Administrative Code
Effective 11/12

Year : 2026	County : Palm Beach
Principal Authority : City of Riviera Beach	Taxing Authority : General Obligation Bonds-Debt
Levy Description : General Obligation Bonds-Debt	

SECTION I: COMPLETED BY PROPERTY APPRAISER

1.	Current year taxable value of real property for operating purposes	$ 8,451,196,558	(1)
2.	Current year taxable value of personal property for operating purposes	$ 1,496,181,449	(2)
3.	Current year taxable value of centrally assessed property for operating purposes	$ 6,703,042	(3)
4.	Current year gross taxable value for operating purposes *(Line 1 plus Line 2 plus Line 3)*	$ 9,954,081,049	(4)

SIGN HERE	**Property Appraiser Certification**	I certify the taxable values above are correct to the best of my knowledge.
	Signature of Property Appraiser : Electronically Certified by Property Appraiser	Date : 6/25/2026 6:36:29 AM

SECTION II: COMPLETED BY TAXING AUTHORITY

5.	Current year proposed voted debt millage rate	1.0000 per $1,000	(5)
6.	Current year proposed millage voted for 2 years or less under s. 9(b) Article VII, State Constitution	-0- per $1,000	(6)

SIGN HERE	**Taxing Authority Certification**	I certify the proposed millages and rates are correct to the best of my knowledge.	
	Signature of Chief Administrative Officer : Electronically Certified by Principal Taxing Authority	Date : 7/16/2026 9:30:24 AM	
	Title : William Wilkins - City Manager	Contact Name and Contact Title : Nydia Reynolds - ASSISTANT FINANCE DIRECTOR	
	Mailing Address : 600 West Blue Heron Boulevard,	Physical Address : 600 West Blue Heron Boulevard, Riviera Beach Florida 33404	
	City, State, Zip : Riviera Beach Florida 33404	Phone Number : (561) 845-3469	Fax Number :

INSTRUCTIONS

Property appraisers must complete and sign Section I of this form with the DR-420, *Certification of Taxable Value*, and DR-420S, *Certification of School Taxable Value*, and provide it to all taxing authorities levying a

- Voted debt service millage levied under Section 12, Article VII of the State Constitution or
- Millage voted for two years or less under s. 9(b), Article VII of the State Constitution

Section I: Property Appraiser

Use a separate DR-420DEBT for each voted debt service millage that's levied by a taxing authority. The property appraiser should check the Yes box on Line 9 of DR-420, *Certification of Taxable Value,* or Line 8 of DR-420S, *Certification of School Taxable Value*. The property appraiser should provide the levy description and complete Section I, Lines 1 through 4 of this form, for each voted debt service millage levied.

Enter only taxable values that apply to the voted debt service millage indicated.

Sign, date, and forward the form to the taxing authority with the DR-420.

Section II: Taxing Authority

Each taxing authority levying a voted debt service millage requiring this form must provide the proposed voted debt millage rate on Line 5.

If a DR-420DEBT wasn't received for any
- Voted debt service millages or
- Millages voted for two years or less

contact the property appraiser as soon as possible and request a DR-420DEBT.

Sign, date, and return the form to your property appraiser with the DR-420 or DR-420S.

All TRIM forms for taxing authorities are available on our website at **http://floridarevenue.com/property/Pages/TRIM.aspx**

FLORIDA DEPARTMENT OF REVENUE

MAXIMUM MILLAGE LEVY CALCULATION
PRELIMINARY DISCLOSURE

For municipal governments, counties, and special districts

Year: 2026	County: Palm Beach
Principal Authority Name: City of Riviera Beach	Taxing Authority Name: City of Riviera Beach - Operating

1.	Is your taxing authority a municipality or independent special district that has levied ad valorem taxes for less than 5 years?	☐ Yes	☑ No	(1)
	IF YES, STOP ***STOP HERE. SIGN AND SUBMIT. You are not subject to a millage limitation.***			
2.	Current year rolled-back rate from Current Year Form DR-420, Line 16	8.0181	per $1,000	(2)
Calculate maximum millage levy				
3.	Majority vote maximum millage rate allowed *(Enter rolled-back rate from line 2)*	8.0181	per $1,000	(3)
4.	Two-thirds vote maximum millage rate allowed *(Multiply Line 3 by 1.10)*	8.8199	per $1,000	(4)
5.	Current year proposed millage rate (See page 3 for Instructions)	8.3500	per $1,000	(5)
6.	**Minimum vote required to levy proposed millage:** (Check one)			(6)
☐	a. Majority vote of the governing body: Check here if Line 5 is less than or equal to Line 3. The maximum millage rate is equal to the rolled-back rate. *Enter Line 3 on Line 7.*			
☑	b. Two-thirds vote of governing body: Check here if Line 5 is less than or equal to Line 4, but greater than Line 3. The maximum millage rate is equal to proposed rate. *Enter Line 5 on Line 7.*			
☐	c. Unanimous vote of the governing body, or 3/4 vote if nine members or more: Check here if Line 5 is greater than Line 4. The maximum millage rate is equal to the proposed rate. *Enter Line 5 on Line 7.*			
☐	d. Referendum: The maximum millage rate is equal to the proposed rate. *Enter Line 5 on Line 7.*			
7.	The selection on Line 6 allows a maximum millage rate of *(Enter rate indicated by choice on Line 6)*	8.3500	per $1,000	(7)
8.	Current year gross taxable value from Current Year Form DR-420, Line 4	$ 9,954,081,049		(8)
9.	Current year proposed taxes *(Line 5 multiplied by Line 8, divided by 1,000)*	$ 83,116,577		(9)
10.	Total taxes levied at the maximum millage rate *(Line 7 multiplied by Line 8, divided by 1,000)*	$ 83,116,577		(10)
DEPENDENT SPECIAL DISTRICTS AND MUNICIPAL SERVICE TAXING UNITS (MSTUs)	STOP ***STOP HERE. SIGN AND SUBMIT.***			
11.	Enter the current year proposed taxes of all dependent special districts & MSTUs levying a millage. *(The sum of all Lines 9 from each district's Form DR-420MM-P)*	$ 0		(11)
12.	Total current year proposed taxes *(Line 9 plus Line 11)*	$ 83,116,577		(12)
Total Maximum Taxes				
13.	Enter the taxes at the maximum millage of all dependent special districts & MSTUs levying a millage *(The sum of all Lines 10 from each district's Form DR-420MM-P)*	$ 0		(13)
14.	Total taxes at maximum millage rate *(Line 10 plus line 13)*	$ 83,116,577		(14)
Total Maximum Versus Total Taxes Levied				
15.	Are total current year proposed taxes on Line 12 equal to or less than total taxes at the maximum millage rate on Line 14? (Check one)	☑ YES	☐ NO	(15)

Continued on page 2

S I G N H E R E	**Taxing Authority Certification** City of Riviera Beach - Operating	I certify the millages and rates are correct to the best of my knowledge. The millages comply with the provisions of s. 200.065 and the provisions of either s. 200.071 or s. 200.081, F.S.	
	Signature of Chief Administrative Officer : Electronically Certified by Principal Taxing Authority		Date : 7/16/2026 9:30:24 AM
	Title: William Wilkins - City Manager	Contact Name and Contact Title: Nydia Reynolds - ASSISTANT FINANCE DIRECTOR	
	Mailing Address: 600 West Blue Heron Boulevard,	Physical Address: 600 West Blue Heron Boulevard, Riviera Beach Florida 33404	
	City, State, Zip: Riviera Beach Florida 33404	Phone Number: (561) 845-3469	Fax Number:

Complete, certify and submit this Form DR-420MM-P, Maximum Millage Levy Calculation-Preliminary Disclosure, to your property appraiser with a completed Form DR-420, Certification of Taxable Value.

Submit the forms electronically through the Department's Oversight and Assistance System (OASYS) electronic portal using the Truth in Millage (eTRIM) application at https://eportal.oasys.floridarevenue.com/.

All TRIM forms for taxing authorities are available at:
floridarevenue.com/property/forms

MAXIMUM MILLAGE LEVY CALCULATION PRELIMINARY DISCLOSURE INSTRUCTIONS

General Instructions

Each of the following taxing authorities must complete a DR-420MM-P.

- County
- Municipality
- Special district dependent to a county or municipality
- County MSTU
- Independent special district, including water management districts
- Water management district basin

Voting requirements for millages adopted by a two-thirds or a unanimous vote are based on the full membership of the governing body, not on the number of members present at the time of the vote.

This form provides for the calculation of the maximum tax levy for the current year allowed under s. 200.065(5), F.S. Counties and municipalities, including dependent special districts and MSTUs, which adopt a tax levy at the final hearing higher than allowed under s. 200.065, F.S., may be subject to the loss of their half-cent sales tax distribution.

Form DR-420MM-P shows the preliminary maximum millages and taxes levied based on the proposed adoption vote. Each taxing authority must complete, sign, and submit this DR-420MM-P and DR-420, *Certification of Taxable Value* to the property appraiser.

The vote at the final hearing and the resulting maximum may change. After the final hearing, each taxing authority must file Form DR-420MM, *Maximum Millage Levy Calculation Final Disclosure*, with Form DR-487, *Certification of Compliance*, with the Department of Revenue.

Line Instructions

Lines 3 and 4

Millage rates are the maximum that could be levied with a majority or two-thirds vote of the full membership of the governing body. With a unanimous vote of the full membership (three-fourths vote of the full membership if the governing body has nine or more members) or a referendum, the maximum millage rate that can be levied is the taxing authority's statutory or constitutional cap.

Line 5

Rate cannot exceed the statutory rate of the principal taxing authority.

Line 6

Check the box for the minimum vote necessary at the final hearing to levy your adopted millage rate.

Line 7

Enter the millage rate indicated by the box checked in Line 6. If the proposed millage rate is equal to or less than the majority vote maximum millage rate, enter the rolled-back rate. If a two-thirds vote, a unanimous vote, or a referendum is required, enter the proposed millage rate. For a millage requiring more than a majority vote, the proposed millage rate must be entered on Line 7, rather than the maximum rate, so that the comparisons on Lines 11 through 15 are accurate.

References

This form mentions the following documents, which are incorporated by reference in Rule 12D-16.002, Florida Administrative Code. The forms are available at floridarevenue.com/property/forms.

Form	Form Title
DR-420	Certification of Taxable Value
DR-420MM	Maximum Millage Levy Calculation - Final Disclosure
DR-487	Certification of Compliance

City of Riviera Beach

To: Honorable Mayor, Chairperson, and City Council

From: Randy M. Sherman, Chief Financial Officer, CPA, CGFO, CTP

Through: William E. Wilkins, City Manager

Subject: **Ordinance Number 4325: An Ordinance of the City Council of the City of Riviera Beach, Palm Beach County, Florida, making appropriations and establishing a budget for the Fiscal Year 2026/2027 beginning on October 1, 2026, and ending on September 30, 2027; providing a severability clause; and providing for an effective date.**

Date: September 08, 2026

CC: General Public

Background:

The premise of this memorandum is to seek approval from the City Council to adopt the three budget-related Ordinances presented on the September 8, 2026 agenda. The projected general fund revenues for FY 2027 amounts to $126.65 million reflecting an increase of 5.13% over the prior year of which $79.411 million or 63%, are anticipated to be derived from ad valorem tax revenues, contingent on a millage rate of 8.3500 which is the same as the FY2027 adopted millage rate of 8.3500. The City collects approximately 39% of the entire tax bill levied on real and tangible property located within the City's municipal boundaries. The balance of the tax levy is distributed to other government entities such as Palm Beach County and the Palm Beach County School District.

The FY 2027 tentative general fund budget of expenditures is $126.151 million which is 4.72% higher than the FY 2026 adopted budget. The millage rate of 8.3500 mills is the same as the previous year's budget; however, an ad valorem tax revenue increase is presented as taxable value within the City's municipal boundaries has increased by approximately 4.61% resulting in additional ad valorem tax revenue of $3.498 million. The proposed FY 2027

budget for the General Fund proposes an increase of 4.72% over FY 2026 adopted budget due to increases in wages stipulated in the collective bargaining agreements and increases for goods, services and commodities.

Personnel costs which include salaries and benefits total approximately $67 million or 53% of the total general fund budget for FY 2027. For FY 2027, the Police Department is the City's largest department with budgeted expenditures of $33.916 million. The Communications and Marketing Department is the smallest department with budgeted expenditures of $0.789 million. Public Safety (Fire and Police) accounts for $57.76 million or 46% of the total FY 2027 general fund budget. The FY 2027 budget includes the full funding of wages and salaries commitments as per the union contracts, full funding of health insurance benefits, and full funding to meet the required pension obligations.

In March 2024, the voters of Riviera Beach approved the issuance of General Obligation (GO) Bonds of up to $115 million to fund the construction of a new police station, a new fire station on Singer Island, and parks and recreational facilities.

For FY 2027, a debt service millage rate of 0.8000 mills is being levied for the first time for property owners. This dedicated property tax levy will be used to pay the principal and interest on the voter-approved general obligation bonds, Series 2026. The debt service millage rate is separate from the operating millage rate. The debt service millage rate will be adjusted annually based on the actual debt repayment requirements.

The City-wide FY 2027 proposed annual operating budget proposed is approximately $248.955 million which includes the following funds:

	FY 2027 Tentative Budget
Governmental Funds:	
General	$ 126,151,165
Debt Service	11,188,392
General Obligation Bonds	7,565,102
Major Disaster	1,184,411
Total Governmental Funds	**146,089,070**
Total Governmental Funds	
Utility Special District Operating	54,165,765
Utility Special District Debt Service	13,894,905
Marina Operating	6,102,999
Solid Waste Collection	7,045,200
Stormwater	3,727,325
Parking	1,600,000
Total Enterprise Funds	**86,536,194**
Total Enterprise Funds	
Information Technology	6,406,285
General Insurance	7,575,559
Fleet Services	2,347,673
Total Internal Service Funds	**16,329,517**
Total FY 2027 Tentative Operating Budget	**$ 248,954,781**

Significant Budget Changes for FY 2027:

The following summarizes the changes that are included in the FY 2027 operating budget:

City Administration:

- Professional services reduced from $693,500 to $200,000.
- Special events activities funding reduced from $500,000 to $200,000.
- Contingency funds reduced from $500,000 to $200,000.
- Transfer to pay as you go capital project fund reduced from $4,250,000 to $4,000,000.

City-wide:

- Cost of living adjustment of 6% for non-represented employees.
- Travel costs reduced from $370,078 to $307,648.
- Promotional activities reduced from $244,616 to $85,000.
- Travel Protocols (newly established):
  - Department Directors and above are limited to three (3) trips per fiscal year, of which two (2) trips may be out-of-state;
  - Assistant Directors and Managerial staff are limited to three (3) trips per fiscal year, of which one (1) trip may be out-of-state;
  - Remaining employees are limited to up to two (2) trips per fiscal year, depending on the position;
  - Take-Home Cars (non-public safety) are being rescinded.

Insurances:

- Commercial General Liability and Workers' Compensation Reserves: Reduced by $1,000,000.

Debt Service Payments:

- Debt service payments increased from $8.96 million to $11.188 million, driven by a $2.00 million increase for the anticipated $60 million bond issuance for the new Police Station and other infrastructure projects.

Other Programs and Activities:

- Community grants program decreased from $100,000 to $0.
- Educational assistance program decreased from $200,000 to $0.

Personnel Changes for FY 2027

GENERAL FUND:

City Administration:

- Add Assistant to the Intergovernmental Affairs Manager position.

Communications and Marketing:

- Eliminate funding for vacant Graphic Design Assistant position.

Finance:

- Reduce one full-time Customer Service Representative position to part-time.
- Reduce one full-time Accounting Technician position to part-time.

Development Services:

- Eliminate funding for vacant Community Inspector position.

Fire:

- Eliminate funding for nine vacant Firefighter positions.

Human Resources:

- Add Senior Human Resources Generalist position.
- Add Human Resources Generalist position.
- Add Administrative Assistant II position.
- Eliminate funding for vacant Senior Human Resources Program Administrator position.
- Eliminate funding for vacant Assistant to Director position.
- Eliminate funding for vacant Human Resources Business Partner II position.

Police:

- Eliminate funding for two (2) vacant Administrative Assistant position.
- Eliminate funding for vacant Police Service Aide position.
- Delete vacant Communications Operator position.
- Add new Budget Analyst position.
- Freeze funding for six (6) Police Officer positions to be funded through the General Fund.
- Freeze funding for three (3) Police Officer positions for three months to be funded through the General Fund.
- Freeze funding for Multimedia Communications Specialist position.
- Transfer in Technology Administrator position from Information Technology Department.

Parks and Recreation:

- Eliminate funding for three vacant part-time Summer Camp Aides positions.

Library:

- Add one Senior Librarian Assistant position.

<u>INTERNAL SERVICE FUND:</u>

Information Technology:

- Transfer Technology Administrator position from the Information Technology Department to the Police Department.

ENTERPRISE FUNDS:

Marina:

- Add funding for two (2) Marine Unit Police Officer positions.

Capital Projects:

The City-wide Five-Year Capital Projects Plan for FY 2026/2027 through FY 2030/2031 is estimated at $828.561 million, which includes $250.697 million for general government projects, $553.328 million for USD and $24.536 million for the Marina. The FY 2027 capital budget amounts to $49.562 million which includes $35.552 million for general government, $12.510 million for the USD and $1.5 million for the Marina. Approximately $698.983 million is allocated to completing projects, which were started in previous years' budgets with $168.604 million for general government, $513.343 million for USD, and $17.036 million for Marina. Included in the Five-Year Capital Projects Plan is approximately $671.586 million for bond proceeds, grants or public private partnerships, which are necessary to ensure construction of the infrastructure and capital projects disclosed in the Five-Year Capital Projects Plan for FY 2027 through FY 2031. The City anticipates issuing public improvement bonds in an amount up to $60 million for general government projects with $22 million for the Police Station, $21 million for Parks and Recreation projects, and $17 million for street and roadway improvement projects. The City issued general obligation bonds in August 2026 in the amount of $115.0 million to fund the construction of Fire Station 86 - $25 million, Inlet Grove Sports Complex - $45 million, Dan Calloway Recreation - $6.5 million, Parks Master Plan projects - $3.5 million, and the new Police Station - $35 million.

On June 17, 2026, the District's Board authorized the negotiated sale of Water and Sewer Revenue Bonds, Series 2026 in the initial aggregate principal amount not to exceed $475,000,000 for the purpose of financing the construction of the new water treatment facility and other utility projects. The District seeks to fund the projects through a combination of bond issuance and loan (s) through the State of Florida SRF loan program.

City Goals:

The City Wide Goals are:

- Enhance Government Stewardship: Strengthen the city's governance by ensuring transparency, accountability, and efficient use of resources.
- Achieve a Sustainable Economy: Foster economic growth and stability through strategic investments and policies that support local businesses and attract new investments.
- Accelerate Operational Excellence: Improve the efficiency and effectiveness of city

services through continuous improvement initiatives and innovation.

- Build Great Neighborhoods: Invest in community development to enhance the quality of life for residents, including improvements in public safety, infrastructure, and recreational

Fiscal/Budget Impact:

FY 2027, total tentative operating budgets for revenues total $243,184,680 and $243,184,680 for expenditures/expenses.

Recommendation:

Staff recommends a Motion to approve Ordinance Number 4325.

Attachments:

1. Ordinance Number 4325.docx
2. City of Riviera Beach FY 2027 Tentative Annual Budget (First Reading 2026 09 08).cleaned (1).pdf

Ordinance Number 4325

An Ordinance of the City Council of the City of Riviera Beach, Palm Beach County, Florida, making appropriations and establishing a budget for the Fiscal Year 2026/2027 beginning on October 1, 2026 and ending on September 30, 2027; providing a severability clause; and providing for an effective date.

Whereas, the City Manager has prepared and submitted to the City Council a Budget Estimate of the expenditures and revenues of all City departments, divisions, and offices for the fiscal year beginning on October 1, 2026, and ending on September 30, 2027; and

Whereas, the City Council has held budget workshop sessions to ascertain the amount of money that must be raised to conduct the affairs of the City for Fiscal Year 2026/2027, so that the business of the City may be conducted with a balanced budget and on sound business principles; and

Whereas, it has been determined that the amount necessary to be raised by ad valorem taxes and other taxes upon all of the property, real and personal, within the corporate limits of the City of Riviera Beach will be sufficient to run the operations of the City.

Now, therefore, be it hereby ordained by the City Council of the City of Riviera Beach, Palm Beach County, Florida as follows:

Section 1: The attached schedule shows the appropriations made for the municipal operations of the City of Riviera Beach, Florida for Fiscal Year 2026/2027.

Section 2: That the appropriations shown in the attached schedule are made based on the anticipated sources of revenues for the City for the Fiscal Year 2026/2027.

Section 3: This ordinance is an ordinance of precedence and all other ordinances in conflict with it are held null and void insofar as they pertain to these appropriations. The appropriations are the anticipated expenditure requirements for the City, but are not mandatory should efficient administration of City departments, divisions and offices or altered economic conditions indicate that a curtailment in certain expenditures is necessary or desirable for the general welfare of the City.

Section 4: The City Manager is directed to prepare and file, with the City Clerk, a statement of the estimated revenues and expenditures for the Fiscal Year 2026/2027, which shall be entitled "Annual Budget of the City of Riviera Beach, Fiscal Year October 1, 2026 through September 30, 2027."

Section 5: The Chief Financial Officer is authorized to increase these appropriations by amounts representing encumbrances properly budgeted for and carried over from Fiscal Year 2026/2027.

Section 6: The City Manager is hereby authorized to invite or advertise for bids for the purchase of any material, equipment, or service provided by the budget for which formal bidding is required; such bids to be returnable to the City Council or City Manager in accordance with Charter or Code provisions.

Section 7: If any word, phrase, clause, subsection or section of this ordinance is for any reason held unconstitutional or invalid, the invalidity thereof shall not affect the validity of any remaining portion of this ordinance.

Section 8: The Budget for Fiscal Year 2026/2027 Budget is adopted upon approval by the City Council.

Section 9: This ordinance shall be effective October 1, 2026, and shall not be delivered to the Municipal Code Corporation for inclusion in the Code Book.

Passed and Approved on the First Reading this_____day of_____2026.
Passed and Adopted on Second and Final Reading this_____day of_____2026.

Approved:

Douglas Lawson
Mayor

Bruce Guyton
Chairperson

Attest:

Glen Spiritis
Chair Pro Tem

Debrah Hall
Master Municipal Clerk
City Clerk

KaShamba Miller-Anderson
Councilperson

Shirley D. Lanier
Councilperson

Fercella Davis Panier
Councilperson

1st Reading		**2nd & Final Reading**	
Motioned By:_____		**Motioned By:** _____	
Seconded By:_____		**Seconded By:** _____	
B. Guyton	_____	**B. Guyton**	_____
K. Miller-Anderson	_____	**K. Miller-Anderson**	_____
S. Lanier	_____	**S. Lanier**	_____
G. Spiritis	_____	**G. Spiritis**	_____
F. Davis Panier	_____	**F. Davis Panier**	_____

Reviewed as to Legal Sufficiency

_____
Dawn S. Wynn, City Attorney

Date: _____

Riviera Beach

CITY OF RIVIERA BEACH, FLORIDA

TENTATIVE ANNUAL BUDGET

FISCAL YEAR 2026-2027

Riviera Beach
Florida

All-America City
NATIONAL CIVIC LEAGUE

2026

FOR FISCAL YEAR
October 1, 2026 through
September 30, 2027

Table of Contents

City Manager's Budget Message	1
Riviera Beach 2030 Strategic Focus Areas	11
Budget Overview	15
Palm Beach County Property Value Change	23
Palm Beach County Proposed Operating Millage Rates	24
Riviera Beach Tax Bill and Millage Rates	25
Organizational Chart	26
Position Summary	27
Department Budgets	28
FY 2027 Tentative Annual Budget Summaries	128

City Manager's Office
1481 W. 15th Street, Suite 238
Web: www.rivierabch.com
Office: 561-845-4065
Email: Wwilkins@rivierabeach.org

September 8, 2026

Honorable Mayor Douglas A. Lawson
Honorable Chairperson, Bruce Guyton
Honorable Chair Pro-Tem, Glen Spiritis
Honorable Councilmember, Shirley Lanier
Honorable Councilmember KaShamba Miller-Anderson
Honorable Councilmember, Fercella Davis Panier

Dear Honorable Mayor, Chair, and City Council Members:

Subject: City of Riviera Beach FY 2026-2027 Amended Tentative Annual Operating Budget

I am pleased to submit the Amended Tentative Annual Operating Budget Document (Budget) for Fiscal Year 2026–2027 (FY 2027) for the City of Riviera Beach. This budget will be presented at the Budget Public Hearing on Tuesday, September 8, 2026, at 6:00 pm. This Budget was developed with the involvement and input of the elected officials over four budget workshops. Through an intentional and thoughtful process, a collaborative approach was undertaken to ensure that programs, activities, systems, and services were carefully considered.

Centered on efficiency and effectiveness, the FY 2027 Budget projects revenues and expenditures while simultaneously outlining resource allocations that intentionally and strategically create opportunities for the effective administration, production, and delivery of quality services to our residents, property owners, and visitors, to whom we are unequivocally responsible.

The FY 2027 Budget maintains the operating millage rate at 8.35, consistent with FY 2026, while reflecting a 4.66 percent increase in taxable property values. The preliminary taxable value for FY 2027 is estimated at $9.954 billion, with ad valorem revenues projected at $78.96 million, an increase from $75.46 million in FY 2026. The General Fund Budget is proposed at $126.151 million, reflecting a 4.72 percent increase

over the prior year. Major budget impacts and transfers include:

- $10.03 million to the Community Redevelopment Agency (CRA).
- $11.19 million for debt service.
- $1.13 million to the Major Disaster Fund to enhance hurricane preparedness.
- $4.0 million to the Pay-As-You-Go Capital Projects Fund to support critical infrastructure improvements, including roadway repaving, resurfacing, and other capital improvements with a useful life exceeding five years.
- Increase in wages and benefits of $1.9 million for Police Officers and Sergeants for the PBA collective bargaining agreement ratified in April 2026.
- Increase of $2.67 million in pension contribution costs for the City sponsored and the Florida Retirement System pension plans.

Property Tax Reform – Ballot Measure

The most significant issue impacting the FY 2027 Budget is the passage of House Joint Resolution 1-F (HJR 1-F), relating to homestead property tax exemptions, which would significantly restrict how local governments collect and utilize ad valorem property tax revenues. The proposed measure provides additional property tax relief for homestead property owners beginning in FY 2027, with the financial impacts becoming more significant in FY 2028 and subsequent years.

Homestead Exemption Increases:

- 2027 maximum exemption after $100,000 is $150,000
- 2028 maximum exemption after $100,000 is $250,000

The Palm Beach County Property Appraiser's Office has provided estimates of the impacts related to the 2026 Property Tax Proposal Ballot Amendment. For Tax Year 2025 (FY 2026), Riviera Beach has the following parcel counts:

- Total Number of Parcels – 17,148
- Total Residential Parcels – 13,791
- Total Number of Homesteads – 7,171

Number of homestead properties not paying property taxes (except for School Board):

- Assessed value less than $50,000 – 898
- Assessed value less than $150,000 – 2,761
- Assessed value less than $250,000 – 4,500

Property Tax Revenue Spending would be restricted to:

- Public safety- Police, Fire & EMS
- Financing infrastructure
- Debt service
- Retirement benefits
- Operations and administration

For this to become applicable legislation requires a referendum from the taxpayers to approve these changes with a 60 percent approval rate. If the referendum passes, this could result in potential changes. The changes would have a major impact on Public Services:

- Operate and maintain parks, playgrounds and community centers
- Maintain streets, sidewalks and buildings
- Maintain right of ways and landscaping
- Fund capital projects
- Fund City events
- Fund debt services
- All City Departments and their operations

As you are aware, local governments are currently under significant pressure to provide the necessary resources to maintain the quality of life within their communities. We are now at a crossroads due to the uncertainty surrounding HJR 1-F and the potential reduction or loss of property tax revenues.

Under the guidance and direction of the elected officials, the management team has developed this Budget using a conservative and cautious approach in anticipation of the fiscal environment that may result from the implementation of measures associated with HJR 1-F, including the potential elimination and/or reduction of homestead property taxes and the resulting impact on City revenues.

If the proposed referendum is approved, the City could experience an estimated loss of $6.874 million in ad valorem tax revenue in FY 2028 and $9.719 million in FY 2029. These reductions would significantly impact the City's ability to maintain existing programs, services, and operations at current levels.

This action would require the City to identify alternative revenue sources, reduce service levels, or pursue opportunities to consolidate operations with other governmental entities to maintain the funding and delivery of essential services.

If the referendum passes, the immediate impact in FY 2027 is anticipated to be minimal. However, in subsequent fiscal years, if the City is unable to identify new revenue sources or achieve sufficient reductions in service levels and operating costs, additional measures may become necessary, including the potential elimination of programs and positions.

A brief overview of the anticipated impact of the proposed property tax reform is provided below:

	($ millions)
FY 2027 Total Funds supported by property taxes	$ 126.151
Less: Public Safety	(57.760)
Remaining for other City operations and services	**$ 68.391**

	Year 1 Impact ($ millions)	Year 2 Impact ($ millions)
Revenues	$ 126.151	$ 132.459
Property tax loss due to homestead exemptions	(6.874)	(9.719)
Remaining revenues	119.277	122.740
Less: Public Safety	(57.760)	(62.381)
Debt service payments	(12.000)	(13.000)
Remaining for other City operations and services	**$ 49.517**	**$ 47.359**

Workforce

As the City continues to invest in dynamic redevelopment and infrastructure initiatives, our priorities extend beyond construction and physical improvements to include continued investment in our workforce. Our employees are essential to the effective delivery of City services and are encouraged to pursue professional development opportunities that enhance their knowledge, skills, and ability to consistently provide high-quality services to our community.

In support of this commitment, City departments will continue to pursue professional accreditation standards, particularly in Fire Rescue, Public Works, and Parks and Recreation, as part of the City's ongoing commitment to operational excellence and continuous improvement.

The FY 2027 Budget includes recommended personnel changes that reflect a variety of operational and fiscal considerations, including the need to maintain uninterrupted, quality services while responsibly allocating available resources. The proposed personnel changes are outlined below:

City Administration:

- Add Assistant to the Intergovernmental Affairs Manager position.

Communications and Marketing:

- Eliminate funding for vacant Graphic Design Assistant position.

Finance:

- Reduce one full-time Customer Service Representative position to part-time.
- Reduce one full-time Accounting Technician position to part-time.

Development Services:

- Eliminate funding for vacant Community Inspector position.

Fire:

- Eliminate funding for nine vacant Firefighter positions.

Human Resources:

- Add Senior Human Resources Generalist position.
- Add Human Resources Generalist position.
- Add Administrative Assistant II position.
- Eliminate funding for vacant Senior Human Resources Program Administrator position.
- Eliminate funding for vacant Assistant to Director position.
- Eliminate funding for vacant Human Resources Business Partner II position.

Police:

- Eliminate funding for vacant Administrative Assistant position.
- Eliminate funding for vacant Police Service Aide position.
- Delete vacant Communications Operator position.
- Add new Budget Analyst position.
- Freeze funding for six (6) Police Officer positions to be funded through the General Fund.
- Freeze funding for three (3) Police Officer positions for three months to be funded through the General Fund.
- Freeze funding for Multimedia Communications Specialist position.
- Transfer in Technology Administrator position from Information Technology Department.

Parks and Recreation:

- Eliminate funding for three vacant part-time Summer Camp Aides positions.

Library:

- Add one Senior Librarian Assistant position.

Information Technology:

- Transfer Technology Administrator position from the Information Technology Department to the Police Department.

Marina:

- Add funding for two (2) Marine Unit Police Officer positions.

With consideration toward ensuring that employees are fairly compensated considering the rising cost of living and the uncertain and unstable economy, City Administration recommended a four (4) percent salary increase for non-represented employees. Based on discussions by the elected officials at the budget workshop, the FY 2027 budget now includes an increase of 6% for non-represented employees. Employees represented by unions (SEIU, PMSA, PBA, and IAFF) will receive compensation in accordance with existing contract provisions. The City Council will be kept abreast of negotiations between the City and IAFF.

Significant Reductions and Increases to Programs and Activities

Other significant programmatic and fiscal adjustments recommended for inclusion in the FY 2027 Budget are outlined below:

City Administration:

- Professional Services reduced from $693,500 to $200,000.
- Special Events Activities reduced from $500,000 to $200,000.
- Contingency funds reduced from $500,000 to $200,000.
- Pay as you go capital project fund reduced from $4,250,000 to $4,000,000.

City-wide:

- Travel expenses reduced from $370,078 to $307,648.
- Promotional activities reduced from $244,616 to $85,000.
- Travel Protocols (newly established):
    - Department Directors and above are limited to three (3) trips per fiscal year, of which two (2) trips may be out-of-state.
    - Assistant Directors and Managerial staff are limited to three (3) trips per fiscal year, of which one (1) trip may be out-of-state.
    - Remaining employees are limited to two (2) trips per fiscal year, depending on the position.
    - Take-Home Cars (non-public safety) are being rescinded.

Insurance:

- Commercial General Liability and Workers' Compensation Reserves reduced by $1,000,000.

Debt Service Payments:

- Debt service payments increased from $8.96 million to$ 11.188 million, driven by a $2.29 million increase for the anticipated $60 million bond issuance for the new Police Station and other infrastructure projects.

Other Programs and Activities:

- Community grants decreased from $100,000 to $0.
- Educational assistance decreased from $200,000 to $0.

General Obligation Bonds

In March 2024, the voters of Riviera Beach approved the issuance of General Obligation (GO) Bonds of up to $115 million to fund the construction of a new police station, a new fire station on Singer Island, and parks and recreational facilities.

For FY 2027, a debt service millage rate of 0.800 mills is being introduced for the first time for property owners. This dedicated property tax levy will be used to pay the principal and interest on these voter-approved bonds and will be separate from the operating millage rate. The debt service millage rate will be adjusted annually based on the actual debt repayment requirements.

Capital Improvement Projects and Activities

In continuation of the Reimagine Riviera Beach initiative, we remain committed to advancing significant capital and infrastructure improvements throughout the City. The development and construction of major capital projects, complemented by improvements to existing and aging infrastructure systems, remain priorities for City Administration.

With guidance and direction from the City Council, funding has been allocated to advance and complete major projects that demonstrate the City's continued progress toward improving the quality of life within our community. Brief descriptions of the significant capital projects and infrastructure initiatives currently underway are provided below:

Police Department

<u>New Police Department Station/Facility</u>
The City is advancing the development of a new Police Department facility, with completion and opening anticipated in the first quarter of 2029.

Fire Department

Fire Station 86 – 5010 N. Ocean Drive
Demolition and piling installation have been completed, and construction of the new water tank and associated equipment is nearing completion. Overall project completion is anticipated in the fourth quarter of 2028.

Public Works Department

Citywide Asphalt Pavement Restoration
Roadway improvements are progressing using a data-driven, worst-first pavement management strategy. Project completion is anticipated in October 2026.

Parks and Recreation Department

Municipal Beach Improvements
The project will include a boardwalk, pickleball and tennis courts, pavilions, an aquatic feature, an enhanced playground, restroom improvements, and other community-supported enhancements. Completion is anticipated in the fourth quarter of 2028.

The Richard and Annie Brooks Center Playground
Installation of the STEM playground is underway, with project completion anticipated in the third quarter of 2027.

Lindsey Davis Senior Community Center (Renovation)
The Lindsey Davis Senior Community Center Renovation Project continues to advance through the construction phase and is expected to be fully renovated and reopened in First quarter of 2027.

Lone Pine Park (Renovation)
Improvements include a new playground, upgraded tennis court, new pickleball and basketball courts, shaded pavilions, site furnishings, landscaping, and other park enhancements. Completion is anticipated in the third quarter of 2027.

Utility Special District (USD or District)

Intracoastal Waterway Crossing – Water Main and Sanitary Force main
The District's engineering consultant is designing a 16-inch-inside-diameter potable water main and a 16-inch-inside-diameter sanitary sewer force main to replace aging infrastructure.

Raw Water Wellfields
Rehabilitation of the District's public water supply wells is ongoing to restore operational capacity and address aging infrastructure resulting from deferred maintenance.

New Water Treatment Plant Update

The Utility Special District continues to advance the new water treatment facility and supporting infrastructure, including the wellfield, transmission systems, injection wells, and Avenue "U" Maintenance Facility. The project is anticipated to be completed in the third quarter of 2030.

For additional details regarding the City's capital projects, including a comprehensive description and current status of each project, please refer to the latest Reimagine Riviera Beach Memorandum, available on the City's Capital Improvement Projects webpage: https://www.rivierabch.com/cip.

Public Hearings Dates

- Tuesday, September 8, 2026: First public hearing to adopt proposed millage rate and tentative budget.
- Tuesday, September 22, 2026: Second public hearing and final reading to adopt final millage rate and budget.

In closing, I would be remiss not to acknowledge that for the past eight (8) consecutive years, the City's budget process has received national recognition from the Government Finance Officers Association (GFOA), earning the Distinguished Budget Presentation Award. Therefore, it is hopeful that the FY 2027 Adopted Budget brings forth the same accolades which consistently illustrates staff's unwavering commitment to exceptional work products.

At this time, I would like to thank our administrative staff, Finance Department staff, Department Directors, and others involved in producing this proposed budget for FY 2027. Their attention to detail, dedication, and professional knowledge were instrumental in the production of this document.

Thank you to our Mayor and City Council for your continued leadership, support, and guidance. Your direction, thoughtful input, and partnership with staff are invaluable as we enter a new fiscal year. Together, these efforts are undertaken on behalf of the residents and businesses of Riviera Beach, with a shared commitment to advancing the City's priorities, strengthening our organization, and delivering quality services that support a thriving community.

Sincerely,

Kevin Coppin
Assistant City Manager – Riviera Beach

VISION, MISSION, AND VALUES

Our Vision

The Best Waterfront City in which to Live, Work, and Play.

Our Mission

We are committed to creating an exceptional City by providing excellent customer service, progressive leadership, and accountable stewardship.

Our Values

PROFESSIONALISM	We expect and demand courteous and professional service of all those who represent the City.
ETHICS AND INTEGRITY	We will continue to recruit and employ individuals with the highest professional and ethical standards to ensure that there is transparency and accountability in all phases of administration, operations and governance.
EXCELLENCE IN CUSTOMER SERVICE	We pride ourselves on our customer-centric focus and ensuring that City employees are courteous, respectful, and compassionate in interactions with our community. We strive to not only meet but also exceed the expectations of all who we serve.
DIVERSITY	We celebrate diversity as a core tenant and fundamental aspect of government, and we look to be inclusionary in activities and programs in an effort to ensure everyone is equally part of the process.
RESPECT FOR OPINIONS	We respect all opinions and welcome collegial and productive conversations intended to move the City progressively forward.
TRANSPARENCY	We are acutely aware public trust is paramount to every conceivable aspect of government. We understand transparency is at the forefront as it is the bedrock for “good” governance.
INNOVATION	We are a City, which embraces innovation, creativity, and accountability and acknowledges the best ideas and solutions to issues in the 21st century are derived from an environment that promotes these respected ideals.

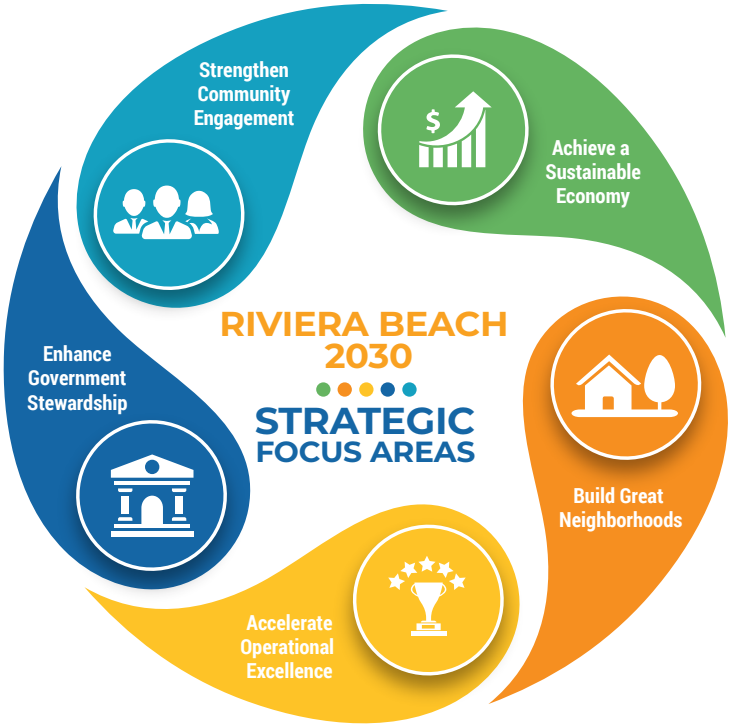

GOAL #1: ACHIEVE A PROSPEROUS, RESILIENT, AND SUSTAINABLE ECONOMY

Objectives

1. Create and promote a new brand and image for the City through a City designed media strategy and plan of action which presents a "renewed sense of community" and leadership, for presentation to the local public and the public at large.
   - Develop content and public information campaigns, press releases, special interest and community news stories, and other features and formats including RBTV, website, newsletters, social media marketing, and news articles.
   - Target multiple audiences such as residents, employees, businesses, tourists and visitors as well as other municipal, county, state, regional, national, public, private sector publications, and news sources, such as *South Florida Business Journal*, *Florida Trend*, and the Florida League of Cities *Quality Cities.*
2. Continue to leverage existing natural and geographic assets and locations such as the Atlantic Ocean and beaches, MacArthur State Park, Lake Worth Lagoon (Intracoastal Waterway), the City Marina, Peanut Island, Riviera Beach's Singer Island, and Port of Palm Beach.
3. Broaden the industrial base with diversification initiatives by targeting the logistics (manufacturing and distribution) and emerging clusters in order to build on the City's unique assets and competitive strengths such as the Port of Palm Beach, daily Rail-to-Ferry access, industrial park, and close proximity to Interstate 95 which provide stability during downturns that may disproportionately impact any single cluster or industry.
4. Develop and attract new economically sustainable development which fosters environmental quality, creates vibrancy, and creates a unique sense of place for the City, downtown and other venues of the City to include:
   - Combination of public sector and private sector facilities, services and amenities.
   - Development of a new City Hall complex and other City facilities.
   - Creation of arts, culture, entertainment, and retail venues and amenities, such as restaurants, bowling alleys, movie theater for local residents and families.

- A natural and built environment to attract new industries such as film and television.
- Clean, green, and beautify industrial zones, port vistas and perimeters, and gateways to remove visual blight and beautify the City.
- Develop quality hotels.
- Explore creating connections with Peanut Island for eco-tourism and other unique lodging, recreation and retail outlets.
- Develop a diversity of recreational offerings to both attract tourists and serve the local residents and community to include:
  - » Regional sporting events such as beach polo, volleyball, triathlon, fishing, sailing, kayaking, and diving.
  - » Local sports and athletic leagues for resident youth and families.
- Expand transportation and market to business and industry the different modes of transport within or in proximity to the City, such as railway, waterway, airway, and ground.
- Expedite the permit, preliminary zoning and business tax receipts processing.
- Create and develop workforce and career liaison for residents of the City through collaborative partnerships for training, apprenticeships, internships with business, community and regional partners, such as the Palm Beach County School Board, Palm Beach State College, Port of Palm Beach and private enterprises to create opportunities and outcomes for residents' skills upgrade, credentialing and ultimately job placement.

5. Employ safe development practices in business districts and surrounding neighborhoods by locating structures outside of floodplains, preserving natural lands that act as buffers from storms, and protecting downtowns and other existing development from the impacts of extreme weather.
6. Create a Business Development Ombudsman who will focus on the following:
   - » Development of local business.
   - » Enhance equitable contracting opportunities with and within the City.
   - » Market to attract new businesses and major employers to the City.
7. Develop zoning and design standards.

GOAL #2: BUILD GREAT NEIGHBORHOODS
Objectives:

1. Provide for a diversity of market rate, workforce, and affordable housing by:
   - Protecting the current residents from displacement and gentrification through creative and collaborative housing solutions.
   - Working with mission driven non-profits, such as Community Development Commissions (CDCs), Community Housing Development Organizations (CHDOs), Community Development Financial Institutions (CDFIs), and Community Land Trusts (CLTs) to design and provide long-term options for low and middle-income families.
   - Developing programs to reduce foreclosures and the loss of generational homestead properties.
2. Create aesthetic improvements with focus on most vulnerable communities by:
   - Providing resources and incentives for low-income residents to be code compliant.
   - Enforcing code compliance and nuisance abatement for absentee property owners and neighborhood commercial establishments.

3. Create comprehensive and holistic opportunities for residents, youth, seniors, families, and ultimately, neighborhoods to prosper and thrive by:
   - Researching and developing grant applications to Federal, State, and philanthropic sources to provide for health and wellness initiatives, improve educational systems, eliminate food deserts, cultivate and promote community-based arts and culture.
4. Create Police Athletic / Activities League to engage youth in a variety of crime prevention and youth development programs including sports, mentoring, and law enforcement initiatives, which build bonds between youth and the police together in a positive environment that promotes trust and respect for each other. The mission of the National Police Athletic League (PAL) and its member chapters work to prevent juvenile crime and violence by building the bond between police officers and children.

GOAL #3: ACCELERATE OPERATIONAL EXCELLENCE
Objectives

1. Fill essential positions with qualified, credentialed, and committed staff to move the City's vision forward.
2. Update and create standard operating procedures to achieve consistency in the management and implementation of departmental operations.
3. Create a customer service culture which is responsive and solution focused ("can do").
4. Streamline development review process.
5. Coordinate with the CRA to move the City's vision forward.
6. Create an information technology plan to address:
   - Enterprise information management to include auditing, risk management, records retention, metadata standardization, storage, Freedom of Information Act (FOIA), and to eliminate silos that are unable to operate with any other system.
   - Geographic Information Systems (GIS) that link with municipal business licenses, tax information, and other business establishment databases and to also facilitate rapid post-incident impact assessments.
   - Enterprise information security and cybersecurity to align with the City's risks and requirements.
   - Culture of security within the organization.
   - Information technology service management by adjusting the information technology structure and staffing for effective and efficient integration throughout all departments to enhance and safeguard operations.
   - Future costs to secure the City's operational infrastructure and safety.
   - Business and customer service features and processes for online permitting and smart water meters.

GOAL #4: ENHANCE GOVERNMENT STEWARDSHIP AND ACCOUNTABILITY
Objectives

1. Adopt policies for the implementation of practices in transparency, reporting, and auditing to deliver effective accountability.
2. Ensure robust internal controls to manage risks and performance and to achieve strong public financial management.
3. Develop an annual budget to reflect a healthy financial position, which adequately services and maintains the City's capital assets, such as fleet, facilities, and equipment.

4. Develop strategic and financial plans to upgrade aging infrastructure such as facilities, roads, utilities, and bridges.
5. Develop and update the City's Capital Improvement Plan to include the use of the one-cent infrastructure sales surtax capital projects.
6. Revise and update the City's Comprehensive Plan.
7. Develop and implement a Master Utility Plan.
   - Review and consider annexation of utility service areas.
   - Conduct a utility assessment plan.
8. Create an Economic Development Plan.
9. Enhance transparency through technology.
   - Revamp and develop website to maximize public access to information such as public records requests, permitting, business tax receipt applications, utility payments, and receive and respond to citizen requests and complaints.
10. Adopt strategic planning as a tool for ongoing critical assessment of goal attainment to achieve *Riviera Beach 2030*.

GOAL #5: STRENGTHEN COMMUNITY ENGAGEMENT AND EMPOWERMENT
Objectives

1. Engage citizens through a variety of community information sessions and citizen input formats to create a quality of life plan for *Riviera Beach 2030* to include:
   - Charrettes, strategic planning workshops, town hall meetings, and summits.
   - Surveys, focus groups, and roundtables.
2. Educate and inform citizens and stakeholders to include businesses and non-profit organizations about environmental issues, conservation, recycling, and sustainable "best practices" to protect and further enhance the natural environment.
3. Create opportunities for learning and participation in government through leadership academy, board and committee appointments, and various citizen advisory boards.
4. Connect citizens and residents with opportunities for career building certifications and degrees via partnership with Palm Beach State College and other institutions.
5. Define, refine, and reactivate the partnership with the Palm Beach County School District, reactivate the Riviera Beach Education Advisory Committee, create a Riviera Beach Education Foundation, continue and enhance the Riviera Beach Pre-K Collaborative, and develop and initiate an Adopt-A-School project for the Mayor and Council.
6. Develop partnerships and organize social service agencies, religious organizations, neighborhood associations, hospitals, and health organizations to include the Veteran Administration hospital to connect residents to comprehensive and coordinated services and resources.
7. Ensure leadership and staff are knowledgeable and adequately trained to deliver work and services of the highest professional and ethical standards, including but not limited to, conflict resolution and conflict management training, racial equity and diversity training, and cultural competency practice and training.

The Strategic Plan will result in the implementation comprising specific actions, timelines, performance measurements, tracking of progress, and reporting mechanism. With the implementation of the Strategic Plan, staff will work towards improvement and ensure alignment to the City's values and goals.

BUDGET OVERVIEW

BUDGET OVERVIEW

Budget Overview

The annual budget serves as the City's:

Financial Plan - Estimates the revenues and expenditures for the fiscal year.

Policy Document - Implements the Council's strategic priorities and policy direction.

Operations Plan -Provides for the funding allocations for City services, staffing, capital improvements, and operations.

Legal Spending Authority - Authorizes the spending for the fiscal year October 1 through September 30.

Budget Requirements and Best Practices

- Prepared in accordance with Generally Accepted Accounting Principles.
- Developed in compliance with the State of Florida' Truth in Millage (TRIM) laws.
- Developed in accordance with the GFOA Distinguished Budget Presentation Award program to continue to receive the budget award for FY 2027.
- Required by State law to be balanced and adopted annually.

Budget Development Process

1. Department budget requests
2. Revenue projections and financial forecasts
3. Operating and Capital budget review
4. City Manager's review and balance budget (revenues and expenditures)
5. City Manager's tentative budget
6. City Council budget meetings and workshops
7. Public budget hearings on the millage rates and budgets
8. Adoption of final millage rates and budgets

Budget Development Principles

- Maintain current service levels
- Evaluate operating and capital needs
- Develop revenue and expenditure projections
- Implement Council policy direction
- Maintain long-term financial sustainability
- Encourage public participation through budget workshops

BUDGET OVERVIEW

FY 2027 Budget Priorities

- Maintain the current operating millage rate at 8.35000 and set the debt service millage rate at 0.8000.
- Maintain competitive employee compensation and benefits
- Invest in City amenities and quality of life for residents.
- Invest in infrastructure and capital improvements
- Strengthen long-term financial sustainability
- Align resources with the City's Strategic Plan
- Maintain public safety service levels and operational readiness
- Address inflationary pressures and rising operational costs.

Looking Ahead

- Monitor economic conditions and legislative impacts on the City's revenues and property tax legislation.
- Collective bargaining negotiations
- Long-term capital funding and infrastructure improvements
  Plan for the new City Hall complex
- Competitive employee compensation and benefits
- Balance service levels with affordability

FY 2027 Public Hearings Dates

- Tuesday, September 8, 2026 at 6:00 p.m. – First Public Hearing to adopt proposed millage rate and tentative budget
- Tuesday, September 22, 2026 at 6 p.m. - Second Public Heating and final reading to adopt final millage rate and budget

FY 2027 Tentative Operating Budgets

	FY 2026 Adopted Budget	FY 2027 Tentative Budget
Governmental Funds:		
General	$ 120,466,568	$ 126,151,165
Debt Service	8,896,200	11,188,392
General Obligation Bonds	-	7,565,102
Major Disaster	1,131,940	1,184,411
Total Governmental Funds	**130,494,708**	**146,089,070**
Enterprise Funds:		
Utility Special District Operating	44,299,027	54,165,765
Utility Special District Debt Service	4,079,732	13,894,905
Marina Operating	5,554,277	6,102,999
Solid Waste Collection	7,045,200	7,045,200
Stormwater	4,130,803	3,727,325
Parking	1,600,000	1,600,000
Total Enterprise Funds	**66,709,039**	**86,536,194**
Internal Service Funds:		
Information Technology	5,780,721	6,406,285
General Insurance	8,974,727	7,575,559
Fleet Services	2,571,614	2,347,673
Total Internal Service Funds:	**17,327,062**	**16,329,517**
Total FY 2027 Tentative Operating Budget	**$ 214,530,809**	**$ 248,954,781**

BUDGET OVERVIEW

General Fund FY 2027 Tentative Budget

Revenue Sources:

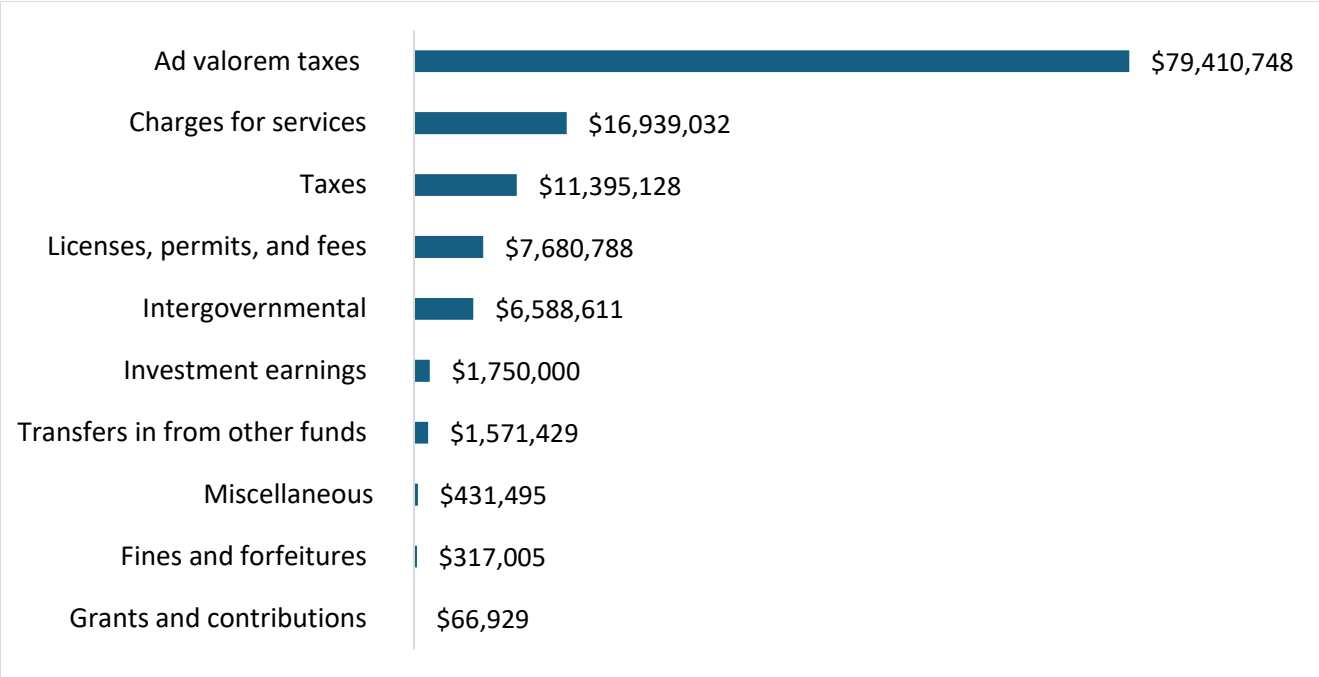

Expenditures by Department:

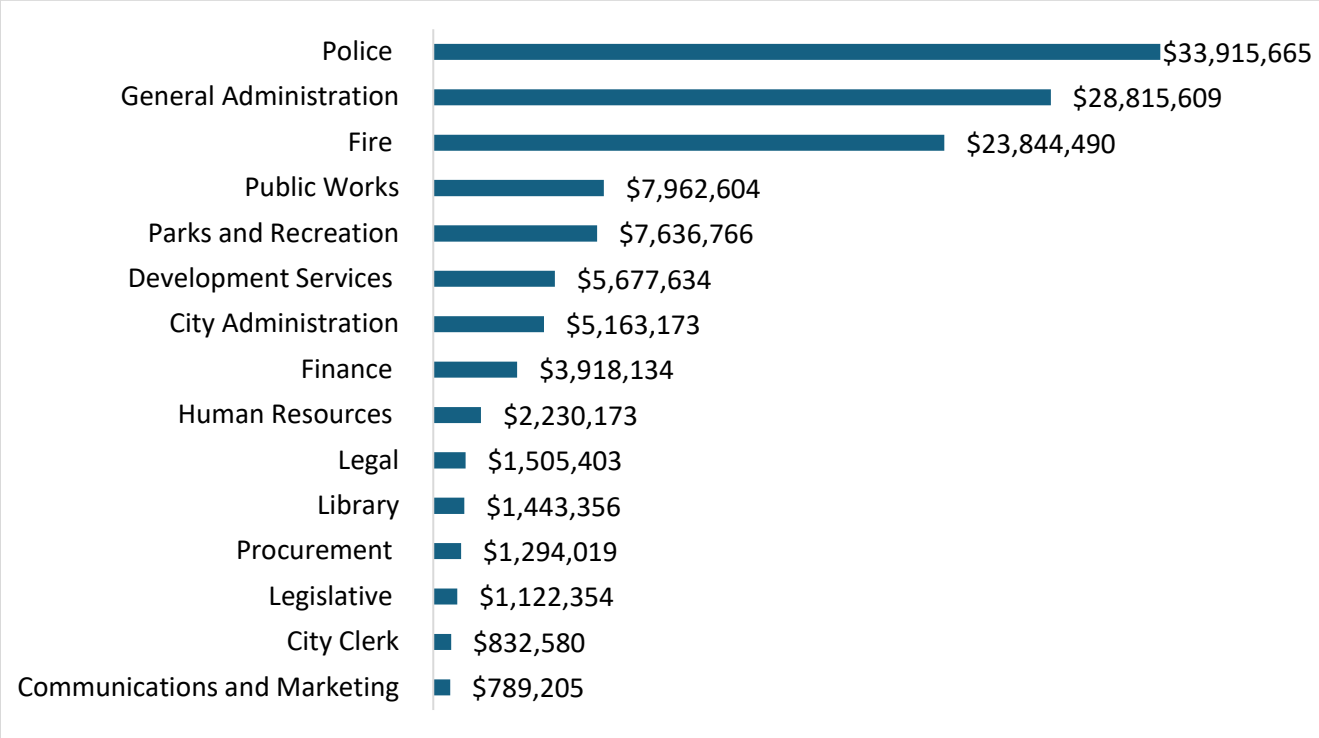

BUDGET OVERVIEW

General Fund Revenues by Funding Source

Funding Source	FY 2025 Adopted Budget	FY 2026 Adopted Budget	FY 2027 Tentative Budget
Ad valorem taxes	$ 70,321,327	$ 75,912,655	$ 79,410,748
Taxes	9,934,930	10,241,102	11,395,128
Licenses, permits, and fees	7,737,096	7,558,707	7,680,788
Intergovernmental	6,486,531	6,638,086	6,588,611
Charges for services	14,757,309	16,237,747	16,939,032
Fines and forfeitures	283,500	292,005	317,005
Investment earnings	800,000	1,750,000	1,750,000
Miscellaneous	393,545	363,495	431,495
Grants and contributions	52,500	54,075	66,929
Transfers in from other funds	1,379,260	1,418,696	1,571,429
Total Revenues	**$ 112,145,998**	**$ 120,466,568**	**$ 126,151,165**

General Fund Expenditures by Department

Expenditures by Department	FY 2025 Adopted Budget	FY 2026 Adopted Budget	FY 2027 Tentative Budget
Legislative	$ 981,893	$ 1,050,829	$ 1,122,354
City Administration	5,308,008	4,975,424	5,163,173
General Administration	25,932,075	27,370,203	28,815,609
Communications	-	791,315	789,205
Finance	3,550,137	3,829,485	3,918,134
City Clerk	769,449	798,715	832,580
Human Resources	2,002,150	2,545,357	2,230,173
Legal	1,262,737	1,362,761	1,505,403
Development Services	5,125,562	5,475,305	5,677,634
Procurement	1,078,492	1,299,233	1,294,019
Police	29,522,496	32,912,774	33,915,665
Fire	21,519,823	21,668,055	23,844,490
Public Works	7,491,414	7,696,658	7,962,604
Parks and Recreation	6,378,340	7,369,465	7,636,766
Library	1,223,422	1,320,989	1,443,356
Total Expenditures	**$ 112,145,998**	**$ 120,466,568**	**$ 126,151,165**

BUDGET OVERVIEW

General Fund Expenditures by Function

Expenditures by Function	FY 2025 Adopted Budget	FY 2026 Adopted Budget	FY 2027 Tentative Budget
General government	$ 34,805,954	$ 37,672,088	$ 37,747,664
Public safety	51,042,319	54,580,829	57,760,155
Transportation	2,934,437	3,547,381	3,572,510
Human services	1,654,990	1,697,676	1,617,911
Culture and recreation	7,601,762	8,690,454	9,080,122
Transfers out to other funds	14,106,536	14,278,140	16,372,803
Total Expenditures	**$ 112,145,998**	**$ 120,466,568**	**$ 126,151,165**

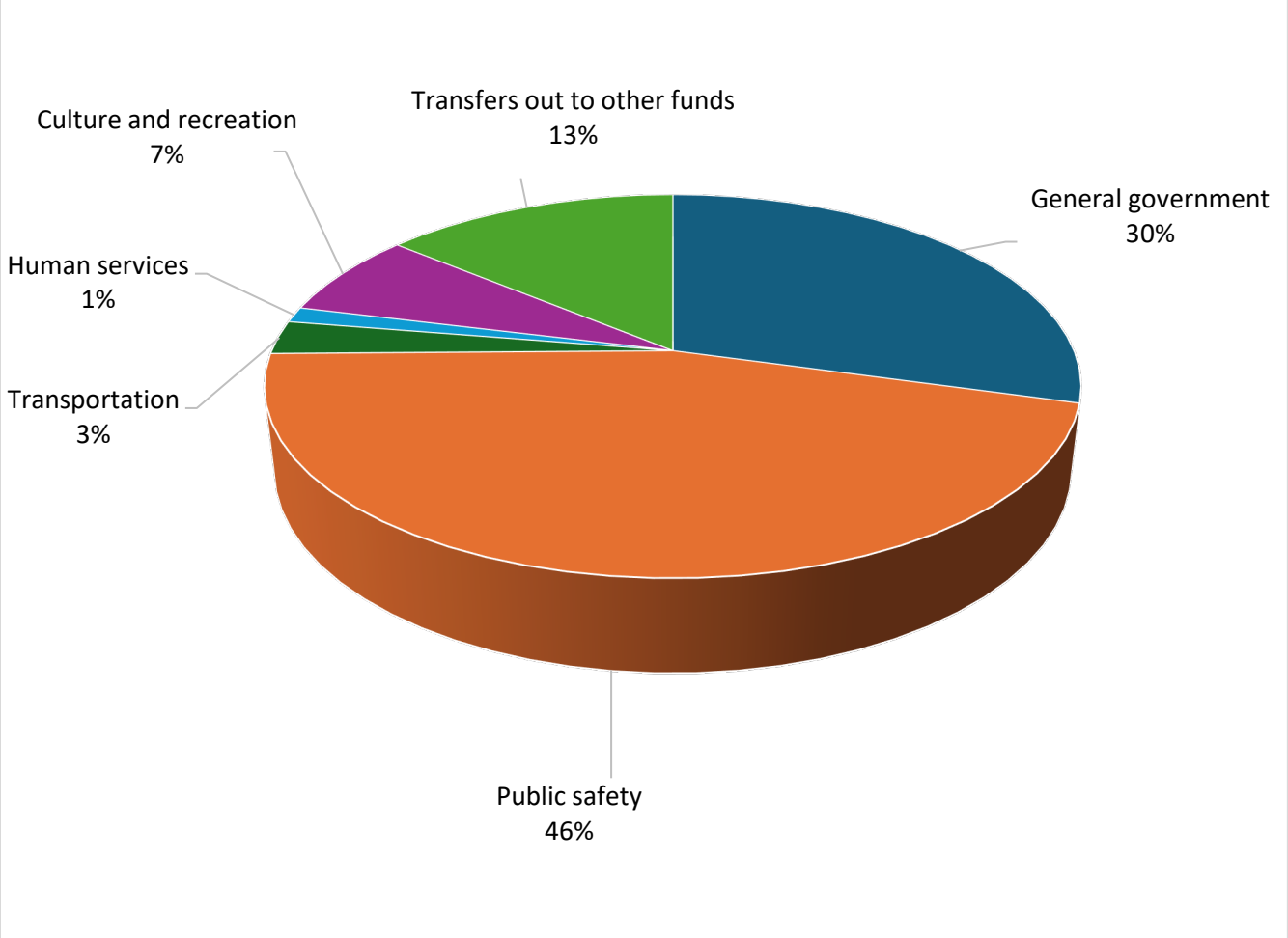

BUDGET OVERVIEW

General Fund Expenditures by Category

Expenditures by Category	FY 2025 Adopted Budget	FY 2026 Adopted Budget	FY 2027 Tentative Budget
Personnel	$ 58,211,860	$ 61,889,209	$ 67,078,715
Operating	30,709,898	34,573,013	32,137,257
CRA TIF Payment	8,680,581	9,401,011	10,032,398
Operating capital	437,123	325,195	529,992
Transfers out to other funds	14,106,536	14,278,140	16,372,803
Grand Total	**$ 112,145,998**	**$ 120,466,568**	**$ 126,151,165**

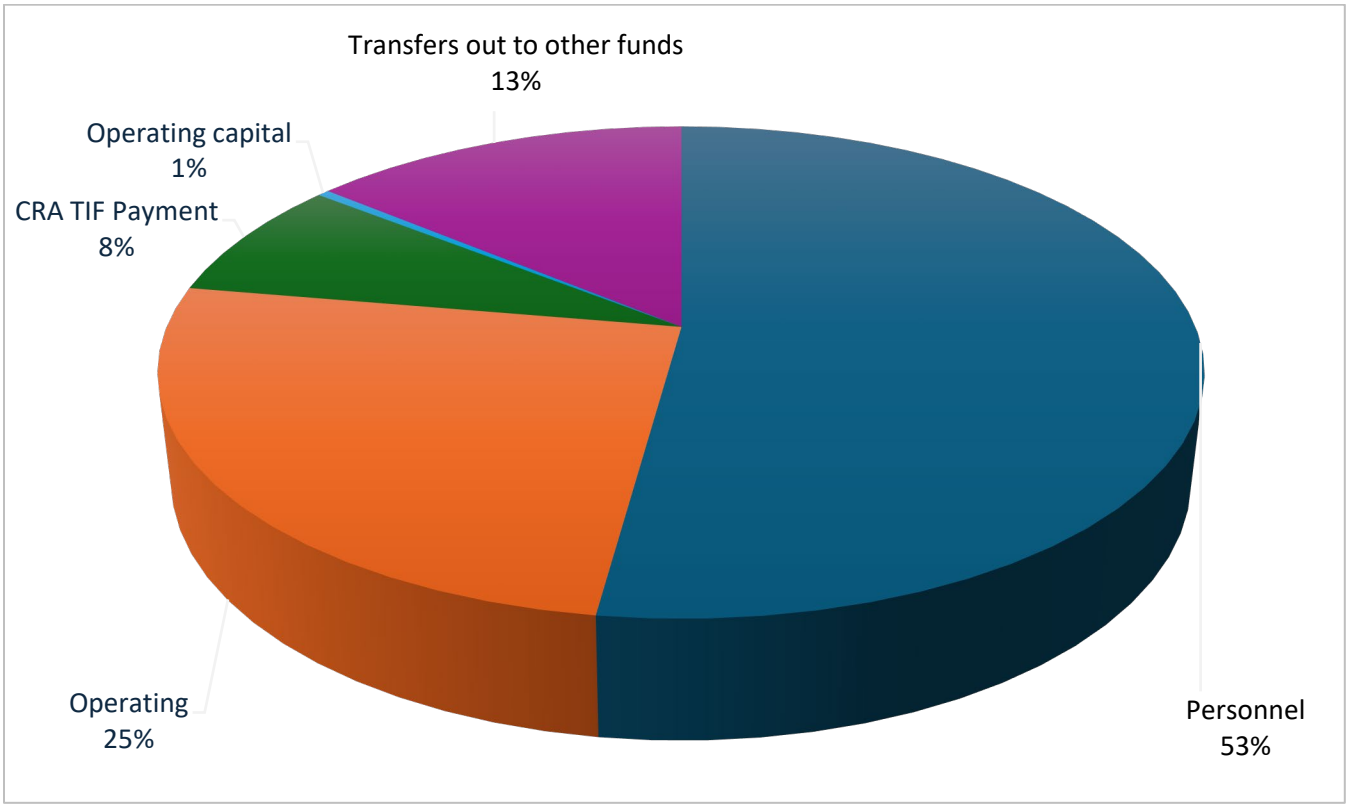

PALM BEACH COUNTY PROPERTY TAXABLE VALUE CHANGE FROM TAX YEAR 2025 TO TAX YEAR 2026

Taxing Authority	Percent Change
Lake Park	38.55
Westlake	22.19
Mangonia Park	14.39
Cloud Lake	12.55
Loxahatchee Groves	11.20
Briny Breezes	10.98
Village of Golf	10.54
Palm Beach Shores	9.56
West Palm Beach	9.33
Pahokee	9.07
Lake Worth Beach	8.67
Palm Beach	8.47
Palm Beach Gardens	8.25
Haverhill	8.20
Royal Palm Beach	8.04
Belle Glade	7.76
Gulf Stream	7.70
South Bay	7.25
Delray Beach	6.90
Lake Clark Shores	6.80

Taxing Authority	Percent Change
Lantana	6.69
Palm Springs	6.63
Ocean Ridge	6.31
Boca Raton	6.19
Jupiter	6.13
Glen Ridge	6.11
Tequesta	6.07
Juno Beach	5.32
Jupiter Inlet Colony	5.26
Boynton Beach	4.88
Wellington	4.88
Manalapan	4.77
North Palm Beach	4.60
Riviera Beach	**4.49**
Greenacres	4.48
Highland Beach	4.08
Atlantis	3.46
Hypoluxo	2.41
South Palm Beach	(1.24)

PALM BEACH COUNTY TAXING AUTHORITIES PROPOSED OPERATING MILLAGE RATES
TAX YEAR 2025 AND TAX YEAR 2026

Taxing Authority	2025 Final Millage Rate	2026 Proposed Millage Rate
Mangonia Park	9.9000	9.9000
Riviera Beach	**8.3500**	**8.3500**
West Palm Beach	8.1308	8.1308
Boynton Beach	7.7500	7.7500
North Palm Beach	7.4000	7.4000
Palm Beach Shores	6.3500	6.8000
Briny Breezes	3.7500	6.7500
Village of Golf	6.5452	6.5452
Belle Glade	6.5419	6.5419
Pahokee	6.5419	6.5419
Tequesta	6.4595	6.4595
Delray Beach	6.1611	6.4371
South Bay	6.3089	6.3089
Greenacres	6.3000	6.3000
Atlantis	6.1500	6.1500
Lake Clark Shores	5.9000	5.8000
Jupiter Inlet Colony	5.5600	5.5600
Lake Worth	5.4945	5.4945
Ocean Ridge	5.4000	5.4000

Taxing Authority	2025 Final Millage Rate	2026 Proposed Millage Rate
Lake Park	5.1000	5.1000
Palm Beach Gardens	5.0537	5.0537
Westlake	4.6000	4.6000
Haverhill	3.9000	3.9000
Lantana	3.7500	3.7500
Gulf Stream	3.6724	3.6724
Boca Raton	3.6476	3.6476
Jupiter	2.3894	3.5886
Highland Beach	3.4159	3.5875
Palm Springs	3.5000	*3.5000*
South Palm Beach	3.4000	3.3000
Loxahatchee Groves	3.2564	3.2564
Hypoluxo	3.2000	3.2000
Manalapan	3.0000	3.0000
Palm Beach	2.6110	2.6110
Wellington	2.4700	2.4700
Royal Palm Beach	1.9200	2.1500
Juno Beach	1.8195	1.8195

RIVIERA BEACH TAX BILL AND MILLAGE RATES

Gross Property Value	**$**	**600,000**
Homestead Exemption		(50,000)
Net Property Value	**$**	**550,000**

Taxing Authority	Millage Rate	Estimated Annual Taxes Paid	% Taxes Paid
Riviera Beach FY 2027 Proposed Operating	8.3500	$4,593	38.57%
Riviera Beach FY 2027 Proposed Debt Service	0.8000	440	3.70%
Palm Beach County Operating*	4.5000	2,475	20.79%
PBC School District by Local Board*	3.2480	1,868	15.69%
PBC School District by State Law*	3.0390	1,747	14.68%
Health Care District*	0.6561	361	3.03%
Children's Services Council*	0.4908	270	2.27%
South Florida Water Management Basin*	0.1026	56	0.47%
South Florida Water Management District*	0.0948	52	0.44%
Palm Beach County Debt*	0.0210	12	0.10%
SFWMD-Everglades Construction*	0.0327	18	0.15%
Florida Inland Navigation District (FIND) *	0.0270	15	0.12%
	21.3620	$11,906	100.00%

* Based on FY 2026 Millage Rate

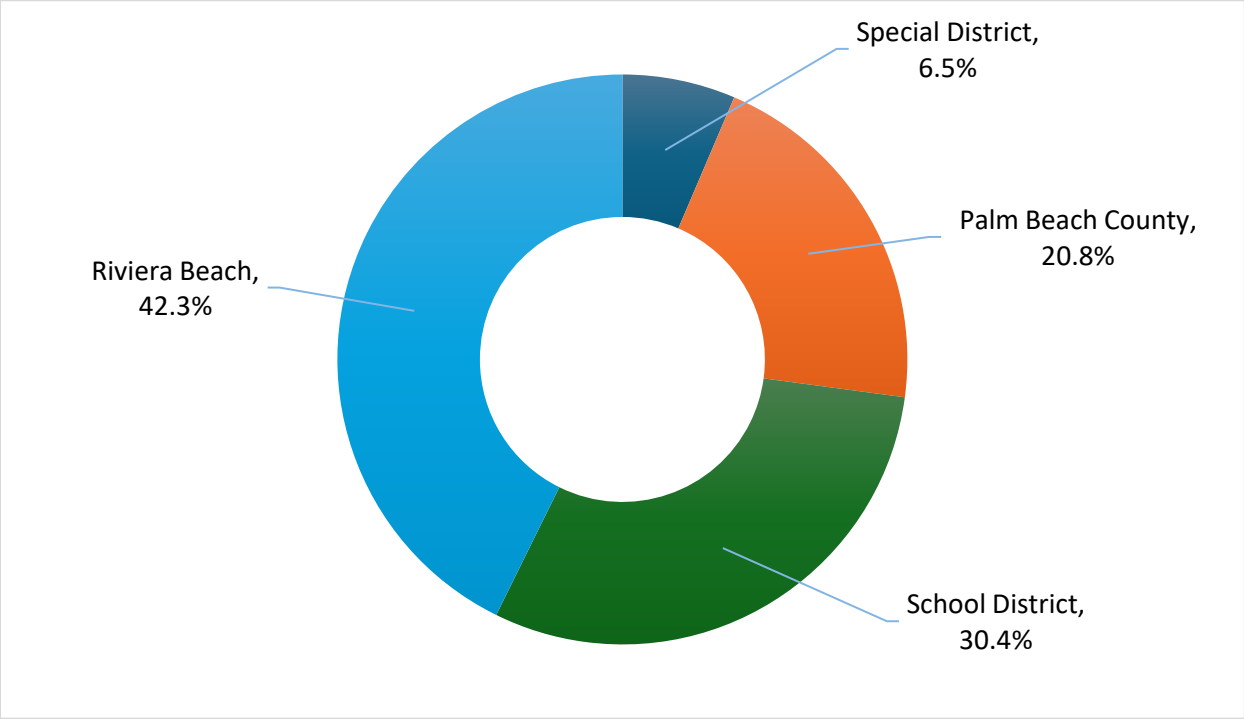

ORGANIZATIONAL CHART

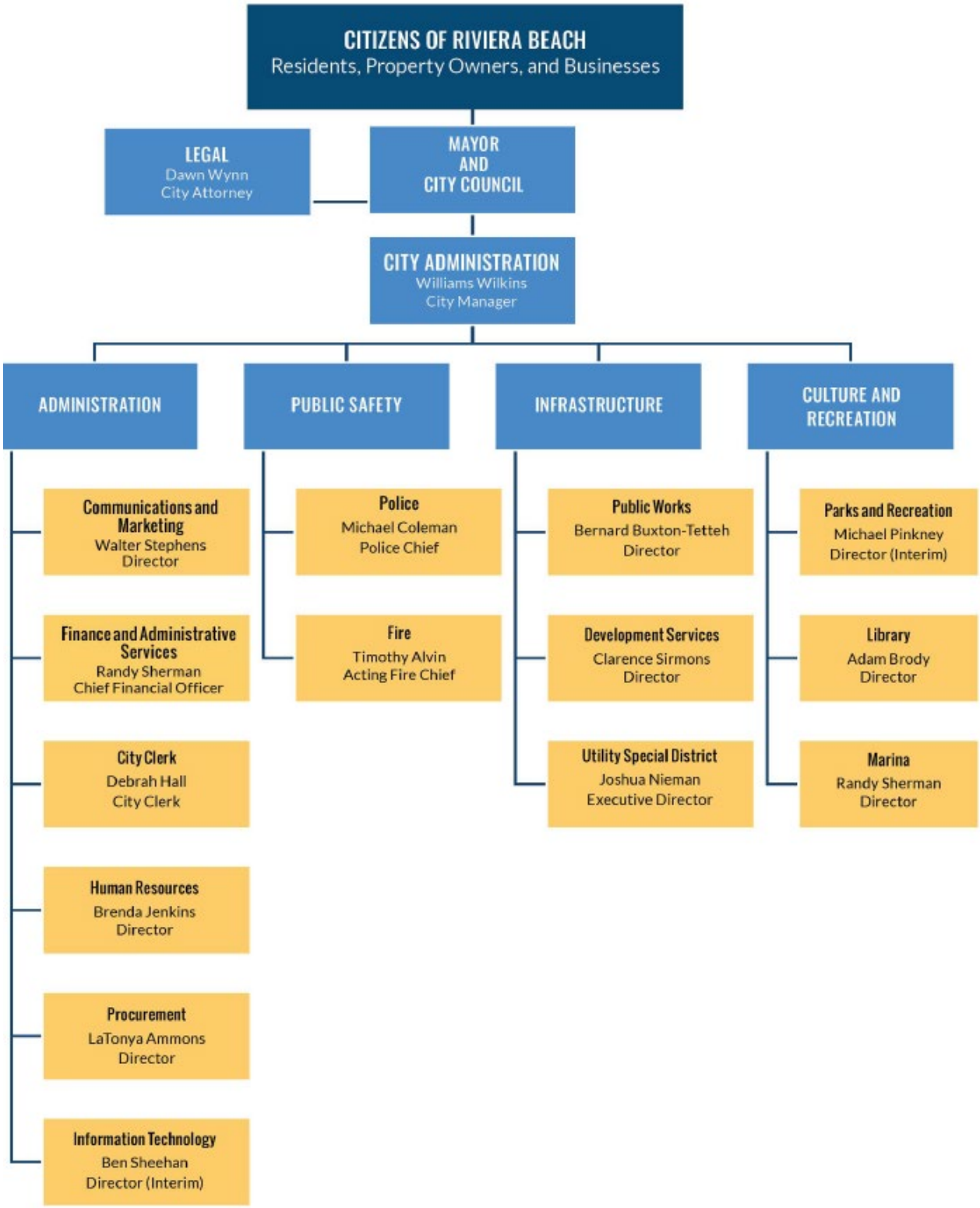

POSITION SUMMARY

DEPARTMENT	FY 2026 Adopted Budget	Positions Eliminated	Positions Added	FY 2027 Tentative Budget	Change FY 2026 V. FY 2027 Tentative Budget
General Fund:					
Legislative	3.5	-	-	3.5	-
City Administration	24.5	-	1.0	25.5	1.0
Communications and Marketing	5.0	1.0	-	4.0	(1.0)
Finance and Administrative Services	26.5	1.0	-	25.5	(1.0)
City Clerk	4.5	-	-	4.5	-
Human Resources and Risk Management	11.0	3.0	3.0	11.0	-
Legal	6.0	-	-	6.0	-
Development Services	41.0	1.0	-	40.0	(1.0)
Procurement	8.0	-	-	8.0	-
Police	177.0	3.0	2.0	176.0	(1.0)
Fire	108.0	9.0	-	99.0	(9.0)
Public Works	29.0	-	-	29.0	-
Parks and Recreation	40.0	1.5	-	38.5	(1.5)
Library	9.5	-	1.0	10.5	1.0
Total General Fund	**493.5**	**19.5**	**7.0**	**481.0**	**(12.5)**
Enterprise Funds:					
Utility Special District	72.0	10.0	3.0	65.0	(7.0)
Stormwater	9.0	-	-	9.0	-
Marina	-	-	2.0	2.0	2.0
Total Enterprise Funds	**81.0**	**10.0**	**5.0**	**76.0**	**(5.0)**
Internal Service Funds:					
Information Technology	13.0	1.0	-	12.0	(1.0)
Fleet Services	1.0	-	-	1.0	-
Total Internal Service Funds	**14.0**	**1.0**	**-**	**13.0**	**(1.0)**
Total Full-Time Equivalent (FTE) Positions	**588.5**	**30.5**	**12.0**	**570.0**	**(18.5)**

DEPARTMENT BUDGETS

Department Overview

The Legislative Department is comprised of the Mayor and five members of the City Council who are elected to office to represent the residents of Riviera Beach. This Department is the branch of the governmental structure that provides guidance and direction through the formation of official policy to meet the community needs. The Mayor and City Council are served by six staff members who perform administrative duties, provide clerical support to the elected officials and provide general administration of the elected officials' budget.

The City Council is the policy setting arm of the City that derives its power from the City Charter and the laws of the State of Florida. The Council is responsible for the adoption of resolutions and ordinances for setting the millage rate, implementing major public improvements, creating development standards, and conducting financial matters. The Council also appoints individuals to boards and committees that serve to make recommendations to the Council as they form policy and administer guidance and direction to the City Manager and City Attorney.

The Mayor's Office provides leadership to the residents, employees and local businesses throughout the City. It supports an environment that encourages ideas, civic discourse and inclusion for the City's entire diverse population.

The Legislative Department responds to the needs of citizens and designs the community's growth through the five (5) goals realized through Riviera Beach 2030 strategic planning efforts.

Mission

To govern as a responsive and accountable body that produces policy-making decisions that realize effective and efficient delivery of services to achieve successful outcomes in the best interest of the City.

Financial Overview

Category	FY 2025 Adopted Budget	FY 2026 Adopted Budget	FY 2027 Tentative Budget
Personnel	$ 743,510	$ 747,166	$ 827,129
Operating	238,383	303,663	295,225
Total	**$ 981,893**	**$ 1,050,829**	**$ 1,122,354**

FY 2027 Objectives

Prosperous, Resilient and Sustainable Economy

- Increase access to affordable and workforce housing initiatives for all income groups.
- Ensure that Riviera Beach offers economic opportunity for the business industry.
- Foster a community that works to ensure a sustainable and thriving Riviera Beach while confronting a changing climate through adaptation, mitigation, and sustainable development.
- Allocate resources and support for tourism research and tourist attraction development.
- Expand efforts in health and human services, adding programming and allocating funds to address homelessness, nutrition, and other health and human services-related initiatives and opportunities.
- Ensure that Riviera Beach supports equitable access to essential healthcare services.
- Maintain and improve capital infrastructure that creates an aesthetically pleasing community.
- Develop and maintain a resilient and sustainable city infrastructure that supports economic growth, enhances livability, and ensures environmental stewardship.
- Preserve and protect the local environment, including threatened resources, ecosystems, and animal species.
- Reestablish the Riviera Beach Education Advisory Committee with stakeholders throughout the city to continue to support local schools.

Great Neighborhoods

- Encompass both sports and liberal/fine arts, offering a plethora of options for youth and senior citizens, throughout the community.
- Development of a proactive, inclusive, and transparent City planning process.
- Increase opportunities for all residents to enjoy the City's open spaces and recreational facilities.
- Ensure safe, secure, manicured, and peaceful community.
- Promote the quality of life through targeted programs.
- Provide opportunities for neighborhood stabilization and revitalization.

Operational Excellence

- Ensure that the City's budget allocates resources responsibly and responsively.
- Pursue and encourage initiatives that will streamline and modernize City operations to be more efficient and cost effective.

Government Stewardship and Accountability

- Improve Council's capacity to collaborate more effectively, make better decisions, and increase its accountability to the public.
- Ensure the financial strength and integrity of the City.
- Adopt a budget that delivers necessary services and programs, in accordance with laws that comply with tax requirements.

Community Engagement and Empowerment

- Ensure that public safety efforts reflect current and emerging challenges and opportunities in order to incorporate the City's core values.
- Expand and deepen community engagement.
- Preserve and advance the services and needs that Riviera Beach relies on by working collaboratively with other levels of government and community-based organizations.

Department Overview

The primary purpose of the City Administration Department is to execute the management of the day-to-day operations of the City. City Administration incorporates multiple divisions that provide social services, economic development, internal audit, communications, and intergovernmental affairs. Communications activities are a part of City Administration with the purpose of marketing, promoting and informing the public on city initiatives and special events. The City Administration Department is also responsible for managing the City's General Administration budget.

The City Manager, as Chief Executive Officer of the City, is responsible for providing leadership to and administration of all City departments and services. The City Manager is responsible for the enforcement of all relevant laws and City ordinances, the appointment of department directors, and the submission of the annual budget to the City Council. The City Manager recommends sound and equitable public policy. The City Manager also recommends policies and programs to the City Council and implements Council legislation. The City Manager and his staff respond to resident inquiries and requests and conduct numerous neighborhood meetings regarding community issues.

The City Manager works with the Finance Department and other departments to manage expenditures while maintaining a robust array of City services. The City Manager's Office provides support and leadership to all City departments, implements City Council legislation, and responds to inquiries and requests regarding City services and policies. The City Manager oversees the annual budget and capital budget processes, ensuring that departmental budgets and benchmarks align with City Council goals.

Mission

We are committed to creating an exceptional City by providing excellent customer service, progressive leadership, and accountable stewardship.

CITY ADMINISTRATION

Financial Overview

City Administration (excluding General Administration)

Category	FY 2025 Adopted Budget	FY 2026 Adopted Budget	FY 2027 Tentative Budget
Personnel	$ 3,887,661	$ 3,687,696	$ 3,922,978
Operating	1,420,347	1,287,728	1,240,195
Total	**$ 5,308,008**	**$ 4,975,424**	**$ 5,163,173**

General Administration

Category	FY 2025 Adopted Budget	FY 2026 Adopted Budget	FY 2027 Tentative Budget
Personnel	$ 27,494	$ 26,332	$ 26,332
Operating	2,617,464	3,164,720	2,184,076
Contingency	500,000	500,000	200,000
CRA TIF contributions	8,680,581	9,401,011	10,032,398
Transfers out	14,106,536	14,278,140	16,372,803
Total	**$ 25,932,075**	**$ 27,370,203**	**$ 28,815,609**

FY 2026 Highlights and Accomplishments

Prosperous, Resilient, and Sustainable Economy

Executive

- Established a public, private partnership opportunity for the construction of a new City Hall campus and began the activities necessary to commence the development project.
- Continued to execute Council's direction pertaining to the Marina Phase II Project.
- Continued activities necessary to pursue the development of a police department campus.
- Continued to work to establish strategies that will ensure investments are occurring to increase the economic and taxable value of the properties located within the CRA area (through partnership ventures) and the City.
- Continued efforts to implement strategies that attract investment, leading to increased economic activity and a higher taxable value of properties within the city.
- Collaborated with the Black Business Association of Riviera Beach (BBARB) Green Market to support local entrepreneurs, promote small business visibility, and enhance economic activity within the community.
- Partnered with the Procurement Department to establish guidelines that encourage and support greater participation of local and small businesses in city service contracts and opportunities.
- Developed entrepreneur-focused programs designed to accelerate local business development, providing resources, mentorship, and funding opportunities.

Special Events

- Assisted in obtaining and collecting sponsorships and donations for various city-hosted special events, ensuring the success of premier events.

- Hosted at least two City tours to showcase local attractions. Highlighting key landmarks, parks, historical sites, cultural centers, and notable neighborhoods to residents and visitors, and promote community pride and educate about City services to inform attendees about municipal services, upcoming events, infrastructure projects, and city policies

Civil Drug Court

- Served families in the Palm Beach County community assisting families who are directly impacted by relatives or family members that struggle with drug addiction and substance abuse.
- Applied for grants to enhance and sustain additional access to assist the community with providing substance abuse treatment and mental health services.

Justice Service Center

- Secured and administered more than $1 million in federal, state, county, and local funding to sustain and expand comprehensive reentry, behavioral health, workforce, and housing services throughout Palm Beach County.
- Expanded employment pathways through construction, vehicle detailing, and electrical apprenticeship opportunities, combining paid work experience with job-readiness instruction, cognitive-behavioral programming, and career coaching.
- Continued the Clean Start vehicle-detailing initiative for the City fleet, providing transitional employment and hands-on skill training while reducing the cost of outsourced services. Strengthened partnerships with CareerSource Palm Beach County, Brown's Electrical, Total Solutions, People of Purpose, and other employers to improve job placement, retention, and economic self-sufficiency for returning citizens.
- Maintained pre-release, post-release, transitional housing, and transitional employment services across three service locations, helping participants obtain identification, transportation, education, healthcare, and employment resources.

Youth Empowerment Center

- Implemented READ program, which includes phases of assessments, engagement, intervention, and evaluation, targeted to improve the student performance in literacy and math, while promoting positive behavior and increasing parental involvement.
- Leveraged resources and relationships with Palm Beach County Youth Services, Palm Beach County School District Adult & Continuing Community Education, Florida Training Services, Inc., and University of Florida Engineering STEM/AI programs for continued support of the City of Riviera Beach Youth Empowerment, Riviera Beach Café', and the Empowerment Career Pathway Programs. Solidified employment partnerships with local businesses such as Hobby Lobby, Lowe's Home Improvement, and Burlington Coat Factory
- Facilitated a College Tours for 50 youth to expose them to higher educational opportunities, fostering aspirations for college and career pathways.
- Provided educational testing strategies training youth in budget year 2026 through education bootcamps for high school students, which resulted in an increased scoring by 20% on ACT/SAT college tests and state standardized testing. Offered academic engagement on campus at Youth Empowerment Center at least 3 days a week during the school year, along with 2 hours of daily educational enrichment during the summer, which prevented the summer slide and ensured students were ready academically to restart the school year. Purchasing fifty (50) IXL licenses as a method used to identify and address academic deficiencies via an online platform. With the monitoring capabilities, IXL will help supplement the tutorial services for students and maintain academic accountability.
- Maintained a partnership with Adult & Continuing Community Education to engage out-of-school youth and citizens studying to achieve a high school diploma through the GED test. This partnership allowed prospective students to study with certified teachers and Community Education staff to achieve success. Transported students to ACE Testing Center to take GED test.

Great Neighborhoods

Executive

- Continued to expand efforts to engage the community to increase citizen participation.
- Continued to develop an Art-In-Public Places Program to creatively establish attractive spaces and to promote and embrace culture and diversity.
- Continued to develop a Community Aesthetics Plan that focuses on maintenance and accentuates Florida friendly attractive landscaping.
- Continued to review the City's aging infrastructure, including but not limited to roadways, facilities, and utilities through the development of an aggressive construction plan in an effort to identify and modernize compromised systems by 2025.
- Continued to seek the installation of a Quiet Zone designation as a result of railway transportation systems.
- Continued to work with the Goode Company to effectuate quality solid waste collection services throughout the community.

CITY ADMINISTRATION

Special Events

- Hosted and facilitated a Special Events Policy and Best Practices Workshop for event organizers, community partners, and stakeholders, providing guidance on City permitting requirements, event planning procedures, safety protocols, and best practices to promote successful, compliant, and well-organized events.
- Collaborated with local businesses, schools, community organizations, and internal City departments to successfully plan and execute major community events, including the annual Dr. Martin Luther King Jr. Celebration, July 4th Celebration and fire works show, Halloween Horror Night, Cinco de Mayo Celebration, Black History Celebration, Jazz in the Park and the Easter Extravaganza.
- Partnered with the City's Marketing and Communications team to develop and present the Fourth of July Celebration Sponsorship Package, engaging prospective sponsors and strengthening community and business partnerships to support the City's signature Independence Day event.
- Implemented a Citywide Master Calendar process for internal departments.
- Co-coordinated the City's Annual Memorial Day Tribute in partnership with the Riviera Beach Community Redevelopment Agency (CRA), collaborating with City leadership, veterans' organizations, and community stakeholders to deliver meaningful and well-attended commemorative events

Civil Drug Court

- Coordinated with City departments to successfully organize community service events aimed at cleaning up and revitalizing public spaces, parks, and community centers, which fostered strong community engagement and participation.

Justice Service Center

- Connected returning citizens to safe transitional housing and coordinated housing plans before release to reduce homelessness and promote neighborhood stability.
- Strengthened pre-release engagement at Sago Palm Reentry Center through monthly virtual check-ins, family contact, coordinated release planning, and direct connections to community-based case managers.
- Provided family reunification, pro-social, and wellness activities that helped participants rebuild healthy relationships and strengthen positive community connections
- Partnered with neighborhood organizations and service providers to connect participants with behavioral health treatment, transportation, food, clothing, and other stabilizing supports.

CITY ADMINISTRATION

Youth Empowerment

- Continued to work with City Administration to improve neighborhoods through on-the-job and pre-apprenticeship programs.
- Partnered with local business to assist in beautifying a faith-based initiative food distribution center in Riviera Beach.
- Partnered with the Riviera Beach Library to harvest and learn how to plant sustainable crops in their own homes.
- Partnered with Development Services, to participate in a focus group and survey our library's safety and accessibility features.
- Provided fifty students with the opportunity to explore local and state parks for fishing and relaxation

Accelerate Operational Excellence

Executive

- Continued to improve transparency throughout the agency and seek to develop additional transparency modules that provide access to government.
- Continued to assist in expediting the hiring and on-boarding process to reduce the number of vacancies within the agency.
- Continued to review and update the city's first comprehensive personnel manual and code to ensure consistency with state and federal laws as well as best practices.
- Continued the recruitment and hiring of competent, experienced and credentialed management personnel.
- Continued the development of a succession planning structure within departments
- Continued to provide assurance that all employees are physically spaced in a productive, safe, and professional work environment.
- Continued to provide formal trainings for employees on topics such as sexual harassment, discrimination, retaliation, unwanted and unsolicited acts, ethics, public records and Americans with Disabilities Act (ADA) laws.
- Continued to facilitate the improvement of employees' productivity through performance evaluations, team building exercises and professional development opportunities.
- Continued to facilitate amendments to the comprehensive plan and the zoning code to allow for development in accordance with regulations and standards.
- Continued to provide excellent customer service to internal and external stakeholders.
- Continued to review the city's charter to improve operations and governance.

Civil Drug Court

- Reduced and streamlined operational processes result in improved customer service and better efficiency throughout the department.
- Introduced additional service hours on selected Saturday mornings from 8am to 12pm.
- Received a proclamation from the Supreme Court of Florida signed by Supreme Judge Carlos G. Muniz, Chief Justice of the Supreme Court recognizing May 2026: Problem Solving Court Month and Opioid and Stimulant Use Disorder Awareness Month.

- Partnered with internal agencies such as the Riviera Beach Reentry program and external agencies to increase private treatment beds for clients.

Justice Service Center

- Implemented updated pre-release and post-release procedures, including comprehensive LS/CMI assessments, individualized reentry plans, quality-assurance checklists, and documented release-planning conferences.
- Strengthened quality assurance through monthly case-manager huddles, routine file reviews, corrective-action monitoring, and clearer documentation standards in the RENEW case management system.
- Maintained coordinated operations across the Port Center, West County Courthouse, and Sago Palm Reentry Center while delivering services through a multidisciplinary team of case managers, coordinators, advocates, and administrative staff.
- Expanded staff development through PREA, Narcan, motivational interviewing, MRT, LS/CMI, cultural competency, and Florida Department of Corrections training and refresher sessions. Improved workforce programming by establishing a structured weekly model that combines supervised work experience, case-management appointments, cognitive-behavioral interventions, resume development, mock interviews, and career coaching.
- Achieved a 95% score on the Florida Department of Corrections' annual contract monitoring for overall program management and operations.

Special Events

- Encouraged and promoted special events for the greater good, cultural diversity and promotion of the City.
- Partnered with City Departments with the issuance of special event permits.
- Reviewed and processed over 650 special event applications and customer inquiries.

Youth Empowerment Center

- Updated standard operational procedures implemented, mirroring City Administration and Palm Beach County Youth Services, as needed. Excellent internal/external customer service provided and measured by completed stakeholder survey.
- Fostered a positive and stress-free shared work environment for staff, patrons and students.
- Provided employability training programs for young adults and summer interns.
- Researched best practices for implementation strategies of youth and family engagement.
- Stayed current on the latest trends of technology and artificial intelligence as it is utilized within our students' activities of daily living.

CITY ADMINISTRATION

Government Stewardship and Accountability

Executive

- Continued to manage efforts to facilitate a disparity study and begin the process towards implementing necessary programs.
- Continued to facilitate a comprehensive review of revenues versus expenditures for addressing and minimizing the impact of projected anticipated deficit.
- Continued to develop inventory control systems to protect the City's assets.
- Continued the implementation of a Sustainability Grant Program to address issues concerning environmental challenges.
- Continued to pursue appropriations and grants from state and federal governments.
- Ensured that employees are compensated fairly and equitably based on industry standards.
- Developed a more comprehensive employee handbook outlining roles, responsibilities, and policies.
- Initiated regular reviews of government contracts and agreements to ensure that they align with the city's strategic priorities and comply with all relevant laws and regulations.
- Implemented strict internal controls and auditing procedures to monitor and ensure compliance with financial practices, including procurement and grant management.
- Developed and maintained an ethics and compliance program, providing training and resources to city employees to ensure understanding and adherence to all relevant laws and regulations.
- Created regular reporting mechanisms concerning City Council, stakeholders, and the public, detailing financial status, including revenues, expenditures, and budgetary adjustments, to enhance financial transparency.

Special Events

- Continued to work with the City's Information Technology Department to create ways to improve (streamline) and enhance the City's special events processes by new automation.
- Co-coordinated the City's Annual Memorial Day Tribute in partnership with the Riviera Beach Community Redevelopment Agency (CRA), collaborating with City leadership, veterans' organizations, and community stakeholders to deliver meaningful and well-attended commemorative events.
- Managed public events that are planned and implemented responsibly, with oversight and legal integrity.
- Ensured that event organizers and City departments follow transparent procedures, comply with all laws, and avoid conflicts of interest.
- Implemented industry standards (best practices) into the existing special events policy, promoting consistency, fairness, and professionalism.

Civil Drug Court

- Operated and maintained ongoing partnerships with the City of Palm Beach County along with external agencies with the aim to increase private treatment beds for clients, improving access to essential mental health services and enhancing community support.

CITY ADMINISTRATION

Justice Service Center

- Demonstrated responsible grant and contract management through timely invoicing, budget monitoring, routine fiscal review, and compliance with City, County, Florida Department of Corrections, and Florida Department of Law Enforcement requirements.
- Used risk-and-needs assessments, dosage tracking, case-plan completion, employment retention, housing stability, and recidivism data to evaluate program effectiveness and guide service improvements.
- Protected continuity of services by diversifying funding sources and maintaining grant-supported programming for pre-release services, community case management, transitional employment, transitional housing, and behavioral health coordination.

Youth Empowerment Program

- Summer interns engaged directors of Utilities, Finance, Public Works, and Development Services to gain a more in-depth understanding of City services provided to community stakeholders.
- Identified and formed partnerships with external partners to financially support educational programs in STEM, Coding, and vocation.
- Provided employability training for 21 youth/young adults.

Community Engagement and Empowerment

Special Events

- Collaborated with the Palm Beach County Film Commission to leverage increasing exposure and filming opportunities in the City.

Civil Drug Court

- Collaborated with local organizations to host two impactful events, strengthening community connections and raising awareness of substance abuse resources within the community.

Justice Service Center

- Convened the First Annual Community Reentry Roundtable and Palm Beach Reentry Alliance to strengthen collaboration among returning citizens, families, employers, treatment providers, law enforcement partners, and community organizations.
- Launched a lived-experience advisory group to ensure that returning citizens and family members have a direct voice in program planning, policy discussions, and service improvements.
- Expanded community education through Reentry Awareness activities, family-focused events, client success stories, and presentations to civic and professional audiences.

- Represented Riviera Beach at the National Association of Reentry Professionals Conference in Little Rock, Arkansas a featured presenter, sharing the City's municipal reentry model and bringing back promising practices for local implementation.
- Organized pro-social activities for clients and families, including bowling, painting, and Beyond Reentry events like Taco Tuesday.

Youth Empowerment Program

- Engaged fifteen summer interns aged 16-21 to work within City Departments/area businesses that offer career mentorship for up to (10) weeks during the summer.
- Identified and formed partnerships with external businesses to support educational programs in the areas of AI, Game Coding, and Vocation.
- Continued to research grants and RFPs from state and federal government entities to enhance exposure opportunities and experiences for our youth.
- Offered quarterly opportunities for Riviera Beach Residents to engage in study sessions with qualified tutors and take the Pearson Vue GED test in their pursuit of a high school diploma.
- Collaborated with the University of Florida's STEM Engineering program for students in grades 6-9 continue to thrive, with an expansion of summer engagement opportunities. This included a free two-week AI camp for students in grades 8-12.
- Continued to provide dynamic, intentional empowering workshops designed for at-risk students throughout the community. These workshops focus on social emotional learning, community asset mapping, health and wellness, forty (40) developmental assets, career exploration, SMART goal setting, and academic enrichment.
- Developed public service announcements for social media and performing arts for the community.
- Over 100 inner-city youth and families served during the fiscal year.

FY 2027 Objectives and Performance Measures

Prosperous, Resilient, and Sustainable Economy

Executive

- Strengthen collaborations with public and private organizations to support long-term, sustainable economic growth initiatives.
- Develop and Implement strategies that attract investments to enhance economic activity and increase the taxable value of properties within the City.
- Support the creation of new business development programs designed to foster local business expansion, sustainability, and innovation.
- Identify opportunities for public-private partnerships to redevelop City-owned properties for their highest and best use, ensuring economic viability and community benefit.

- Continue to work collaboratively with the City's Procurement Department to develop guidelines that encourage and support greater participation of local and small businesses in City service contracts and procurement opportunities.
- Continue working to support and enhance a comprehensive motor vehicle parking program that balances the needs of residents, businesses, and visitors while supporting economic development.
- Develop entrepreneurship-focused programming to support startups and small businesses, offering mentorship, funding opportunities, and training to accelerate local business growth.
- Seek to implement the Tourism Master Plan to promote Riviera Beach as a premier destination, driving tourism-related economic activity and job creation.
- Develop a Business Retention and Expansion Program to identify existing businesses with high growth potential and provide them with resources and support to expand their operations within the City.

Special Events

- Implement a customer-friendly special events website that will include a new software management application or structure.
- Adjust fees, subscriptions, and charges related to the City's special events permitting processes.

- Develop and launch an online City sponsorship package to support the funding of City special events.
- Coordinate the acquisition of special event inventory and equipment to facilitate the planning and execution of events, both internally and externally.
- Research and implement processes (structure) and procedures to minimize unforeseen impacts on the City's annual budget.

Civil Drug Court

- Apply for grant funding to support next the next 12 months to enhance access to substance abuse treatment and mental health services in the community.

Justice Service Center

- Strengthen collaborative relationships with the Palm Beach County Public Safety Department, Palm Beach County Sheriff's Office, Florida Department of Corrections, Gulfstream Goodwill, The Lord's Place Inc., and Integrated health to enhance grant funding opportunities for the Reentry Center.
- Leverage funding to provide "Clean Start" vehicle detailing project for City Vehicles.
- Expand workforce-development pathways in construction, vehicle detailing, and electrical trades through partnerships with local employers and training providers, including Total Solutions, People of Purpose, CareerSource Palm Beach County, and City departments.

- Strengthen coordination and partnerships with transitional housing and community-service providers to ensure participants received employment assistance, transportation, behavioral health support, and case management without unnecessary duplication of services.
- Promote employment retention and economic stability through ongoing case management, employer engagement, supportive services, and follow-up assistance after participants entered the workforce.

Youth Empowerment

- Implement the READ program, which includes phases of assessment, engagement, intervention, and evaluation, aimed at improving student performance in literacy and math, promoting positive behavior, and increasing parental involvement.
- Leverage resources and relationships with Palm Beach County Youth Services, educational institutions, community organizations, and STEM/AI programs, for continued support of the City of Riviera Beach Youth Empowerment, Riviera Beach Café, and the Empowerment Career Pathway Programs.
- Facilitate a college tour for 50 youths to expose them to higher education opportunities, fostering aspirations for college and career pathways.
- Provide educational testing strategies training to up to 100 youth through education boot camps for high school students, resulting in increased scoring by 20% on ACT/SAT college tests and state standardized testing. Provide academic engagement on campus at YEP at least 3 days a week during the school year, and (2 hours) a day of educational enrichment during the summer to prevent the summer slide and ensure students are ready academically to restart the school year.
- Continue partnerships with local adults and continuing education programs to engage out-of-school youth and citizens studying to achieve a high school diploma through GED preparation This partnership will allow prospective students to study with certified educators and community education staff to achieve success.

Great Neighborhoods

Executive

- Update the City's real estate policies and procedures, including the surplus property process, to improve efficiency, transparency, and alignment with community development goals.
- Assist in identifying City-owned and privately held properties suitable for future affordable housing projects, supporting efforts to expand housing options for residents.

Justice Service Center

- Strengthen partnerships with transitional housing providers, community-based organizations, and local service agencies to help return citizens to access safe and stable housing upon release.

CITY ADMINISTRATION

- Partner with the Florida Rights Restoration Coalition (FRRC) to host a public Know Your Rights event, providing returning citizens, families, and community members with information about civil rights, voting eligibility, record-related barriers, available legal resources, and successful community reintegration.
- Host annual Second Chance Month community events bring together returning citizens, residents, and partner agencies to discuss challenges and co-create neighborhood solutions.
- Strengthen pre- and post-release outreach with local correctional facilities, ensuring smooth transitions and sustained community support.

Special Events

- Organize and host signature premier events and celebrations that reflect the City's diversity and shared value.
- Promote Community pride through cultural, historical events.
- Encourage volunteerism and resident participation in special events and neighborhood initiatives.
- Support local artists, musicians, and vendors through public events and markets.
- Attract visitors and stimulate economic growth through signature community celebrations.
- Celebrate cultural heritage and diversity to enrich the city's identity.

Civil Drug Court

- Coordinate with City departments to organize community service events to focus on cleaning up and revitalizing public spaces, parks, or community centers through the engagement of community members.

Youth Empowerment

- Continue to work with City Administration to enhance neighborhoods by implementing on-the-job training and pre-apprenticeship initiatives.

Operational Excellence

Executive

Continue working with the Development Services Department to identify and implement process improvements that increase efficiency and streamline the City's development procedures.

Implement technology solutions to improve communication, automate processes, and enhance operational efficiency in economic development efforts.

Identify performance indicators to measure the impact of economic development initiatives, using data-driven insights to guide improvements and inform decision-making.

CITY ADMINISTRATION

Special Events

- Enhance the City's website to improve special events applications and processes through automation.

Civil Drug Court

- Streamline operational processes and systems to consistently provide exceptional customer service.

Justice Service Center

- Implement performance metrics and digital tracking systems to monitor program effectiveness and participant outcomes.
- Implement performance-monitoring tools, including dosage tracking, file-review checklists, program-completion standards, and monthly and quarterly quality-assurance reviews to improve accountability and measure participant progress.

- Strengthen data quality and documentation standards by requiring staff to enter case notes and supporting documentation into RENEW within established timeframes.
- Expand quality-assurance oversight across pre-release, community-based, workforce-development, behavioral-health, transitional-housing, and jail reentry programs to ensure services are delivered effectively and in accordance with established standards.

Youth Empowerment

- Standard operating procedures will be established to align with City Administration and Palm Beach County Youth Services as needed. Excellent internal and external customer service will be provided and measured through completed stakeholder surveys.
- Launch a Summer Leadership Institute for students aged 11 to 15, aimed at developing leadership, teamwork, and problem-solving skills to enhance operational excellence by equipping youth with skills that contribute to their personal growth and community involvement.

Government Stewardship and Accountability

Executive

- Complete required annual reports for the Florida Department of Economic Opportunity, ensuring compliance with state regulations.
- Strengthen expertise in economic development and land use regulations, staying up to date on legislative and policy changes that impact the City's economic growth strategies.

CITY ADMINISTRATION

Special Events

- Collaborate with City departments, the Parks and Recreation Advisory Board, and create a Special Events Advisory Board to enhance event planning, coordination, and community engagement to provide feedback, support sponsorship and fundraising efforts, promote volunteer opportunities, and strengthen partnerships with local businesses, artists, vendors, nonprofits, and residents.
- Enhance the Special Events Policy to create a more comprehensive, customer-focused, and streamlined process that complies with state regulations, industry's best practices, City ordinances, and the City Charter while ensuring effective oversight and operational controls.

Justice Service Center

- Convene stakeholder meetings, community roundtables, Reentry Awareness activities, and lived-experience advisory discussions to gather feedback from returning citizens, service providers, government agencies, and community partners.
- Review and update the Justice Service Center's operations manual, internal procedures, quality-assurance tools, and staff training materials to improve consistency, transparency, and organizational accountability.
- Strengthen fiscal stewardship by monitoring program budgets, leveraging external funding, coordinating partner resources, and ensuring that expenditures remained aligned with approved grant and contractual purpose.

Youth Empowerment

- Expand the Youth Empowerment summer internship program to include job shadowing opportunities with city officials, aiming to involve 30 interns and create at least three new educational videos that showcase the interns' learning experiences and City services.

Community Engagement and Empowerment

Executive

- Continue improving and updating the interactive the City's website and social media platforms to provide up-to-date resources, opportunities, and program information.
- Actively participate in community meetings to discuss development projects, gather feedback, and ensure transparency in the City's economic growth efforts.
- Organize workshops and training sessions to educate local businesses about new City programs, funding opportunities, and economic development initiatives.
- Deploy business climate surveys to collect feedback from local businesses, identifying challenges and opportunities to inform future economic development strategies.

CITY ADMINISTRATION

- Develop and implement a business retention survey to identify businesses at risk of closure or downsizing, allowing for early intervention and support to promote sustainability and growth.

Special Events

- Create and increase overall enthusiasm and drive attention toward City venues and service.
- Continue to develop and implement a dynamic special events schedule designed to actively promote the City and foster stronger connections within the community and business partners.

Civil Drug Court

- Create partnerships with local organizations such as Archstone Behavior Health Drug and Alcohol and the Lords Place of Palm Beach County along with the City of Riviera Beach Fire and Rescue to organize National Recovery Month and host other events.

Justice Service Center

- Increase community participation through stakeholder meetings, community forums, partner roundtables, and outreach activities involving returning citizens, family members, residents, service providers, government agencies, and community leaders.
- Strengthen peer mentoring through the Reentry Academy, Reentry Advocate services, and the Reentry Alumni Network, connecting participants with individuals who have lived experience and can provide guidance, encouragement, and accountability.
- Host Reentry Awareness Nights and other community engagement activities to share resources, highlight participant success stories, address barriers to reintegration, and strengthen relationships between returning citizens and the broader community.

Youth Empowerment

- Provide quarterly opportunities for Riviera Beach residents to engage in study sessions with qualified tutors and take the Pearson Vue GED test in their pursuit of a high school diploma.
- Establish educational partnerships to deliver comprehensive educational engagement services for youth, young adults, and adult citizens. These services include homework assistance, testing strategies, reading and math remediation, college readiness boot camps, and access to career pathways.

Performance Measures

Special Events

Strategic Goals	Performance Measure	FY 2025 Actual	FY 2026 Target	FY 2026 Actual	FY 2027 Target
Build Great Neighborhoods	Number of premier special events hosted by the City that enhance community experiences, neighborhood vibrancy, and quality of life.	2	10	11	4
Prosperous, Resilient, and Sustainable Economy	Percentage year on year increase in the number of approved event vendors	N/A	50%	80%	80%
	Number of sponsorship opportunities created through an online City sponsorship package/levels	N/A	3	3	5
	Percentage increase in special event cost recovery through updated permitting fees, subscriptions, and charges	N/A	N/A	N/A	8%
Operational Excellence	To create a family-friendly, multi-lingual FAQ video or printed guide that helps residents understand the City of Riviera Beach's special events process-promoting transparency, compliance, and community participation	N/A	1	1	1

Strategic Goals	Performance Measure	FY 2025 Actual	FY 2026 Target	FY 2026 Actual	FY 2027 Target
	Number of workshops on the City and CRA special events process and practices. (staff and volunteers)	N/A	1	1	2
Strengthen Community Engagement	Coordinate special event planning and programming with Parks and Recreation through the Recreation Advisory Board and newly established Special Events Advisory Board.	N/A	N/A	4	4
	Number of joint partnerships developed to create top-tier special events programs	N/A	5	5	6

Civil Drug Court

Strategic Goals	Performance Measure	FY 2025 Actual	FY 2026 Target	FY 2026 Actual	FY 2027 Target
Prosperous, Resilient and Sustainable Economy	Number of grants applied for to support court services.	1	2	2	2
Great Neighborhoods	Number of coordinated community service events organized with City departments to engage residents in cleaning and revitalizing public spaces, parks, and community centers.	0	2	2	2
Operational Excellence	Number of Surveys to gauge overall service delivery and to identify areas of service improvements needed for the civil drug court program	50	75	75	100
Government Stewardship and Accountability	Percentage increase of Civil Drug Court participants who complete program requirements	5%	8%	8%	10%
Community Engagement and Empowerment	Number of Community Events	4	2	3	2

Justice Service Center

Strategic Goals	Performance Measure	FY 2025 Actual	FY 2026 Target	FY 2026 Actual	FY 2027 Target
Community Engagement and Empowerment	Number of Reentry awareness activities	4	4	4	6
	Number of Reentry family reunification events	4	4	4	4
	Number of Reentry prosocial events	6	10	10	10
Great Neighborhoods	Number of Reentry Month activities	1	2	2	2
Operational Excellence	Number of Participant Employment Training Sessions/Mock Interviews	5	10	10	12

Youth Empowerment

Strategic Goals	Performance Measure	FY 2025 Actual	FY 2026 Target	FY 2026 Actual	FY 2027 Target
Prosperous, Resilient, and Sustainable Economy	Number of relationships developed by the Youth Empowerment Program with Palm Beach County Youth Services and Palm Beach County Schools	3	3	8	10
Great Neighborhoods	Number of youths, young adults, and family pro-social services program offered by the Youth Empowerment Program in collaboration with Palm Beach County Youth Services, Safety and Justice Committee	10	10	10	10
Operational Excellence	Number of partnerships established by the Youth Empowerment Program to with community agencies for support and resources to grow the program	6	6	12	15
Government Stewardship and Accountability	Number of community engagement activities facilitated by Youth Empowerment	4	4	6	12
Community Engagement and Empowerment	Number of stakeholder surveys to gauge overall service delivery and to identify any areas of improvement conducted by the Youth Empowerment Program	4	4	4	4

Department Overview

The Communications and Marketing Department serves as the central hub for all public information, media relations, and community engagement efforts. The department is dedicated to fostering transparent, timely, and effective communication between the city government and its residents, businesses, and stakeholders. Through innovative strategies and diverse communication channels, the department ensures that the community stays informed, connected, and engaged with city initiatives, programs, and services.

Vision

To be a trusted and innovative leader in municipal communications, fostering an informed, engaged, and empowered community that thrives on transparency, collaboration, and inclusivity.

Mission

The mission of the City of Riviera Beach Communications and Marketing Department is to deliver clear, accurate, and accessible information to the public, enhance community engagement, and promote the city's initiatives, services, and achievements. By leveraging modern communication tools and fostering meaningful connections, the department aims to build trust, strengthen relationships, and ensure that every voice in the community is heard and valued.

Financial Overview

Category	FY 2025 Adopted Budget	FY 2026 Adopted Budget	FY 2027 Tentative Budget
Personnel	$ -	$ 646,315	$ 641,606
Operating	-	145,000	147,599
Total	**$ -**	**$ 791,315**	**$ 789,205**

COMMUNICATIONS AND MARKETING

FY 2026 Highlights and Accomplishments

Prosperous, Resilient, and Sustainable Economy

- Highlighted twenty-five local businesses and community partnerships through communication platforms.

Great Neighborhoods

- Published two neighborhood-focused stories to enhance localized engagement.

Accelerate Operational Excellence

- Produced 95% of communication materials on time and within established deadlines.

Government Stewardship and Accountability

- Featured eight City leadership stories to promote transparency and accountability.

Community Engagement and Empowerment

- Covered and promoted ten neighborhood events, fostering stronger communities.

FY 2027 Objectives and Performance Measures

Prosperous, Resilient, and Sustainable Economy

- Increase the number of local business partnerships

Great Neighborhoods

- Publish neighborhood-focused stories.

Operational Excellence

- Maintain a 95% on-time production rate for communication materials.

Government Stewardship and Accountability

- Increase City leadership features.

Community Engagement and Empowerment

- Promote neighborhood events.

Performance Measures

Strategic Goals	Performance Measure	FY 2025 Actual	FY 2026 Target	FY 2026 Actual	FY 2027 Target
Prosperous, Resilient, and Sustainable Economy	Highlight local businesses	20	25	25	30
Great Neighborhoods	Publish neighborhood-focused stories	2	2	2	3
Operational Excellence	Production of materials on time	95%	90%	95%	95%
Government Stewardship and Accountability	Feature City leadership stories	6	8	8	10
Community Engagement and Empowerment	Promote neighborhood events	7	10	10	12

Department Overview

The Finance and Administrative Services Department, under the guidance of the City Manager, has oversight of all financial transactions within the City including, but not limited to, payables, payroll, billing and collections, debt and investments, utility meter reading, and customer service. The Department uses prudent financial planning and management of the City's operating and capital finances, while controlling and monitoring the spending and ensuring compliance with regulations and accounting standards. The City's long-standing AA bond rating reflects the department's success. The Department's mission is to provide outstanding, comprehensive fiscal services and exceptional customer service through transparency, technology, and a highly qualified and trained staff. Under the direction of the Chief Financial Officer, the Department is comprised of four operating divisions: Administration, Financial Services, Treasury Services, and Customer Service.

Administration

The Administration Division provides leadership to the other Department's operating divisions and financial policy direction to City Administration, and other City departments and related entities to include the Utility Special District (USD) and the Riviera Beach Community Redevelopment Agency (CRA). The Administration Division coordinates the development and review of the City's investment, debt, and reserve policies. The Division strives to ensure that the City continues to earn outstanding bond ratings. The Administration Division collaborates with the City's departments to develop the City's annual operating budget and the City's Five-Year Capital Plan. The Division oversees the production of financial documents, including the annual budget, Annual Comprehensive Financial Report (ACFR), rating agency presentation, and cost allocation plan and ensures that the City meets the requirements of Florida Statutes, Chapter 200 that governs the Truth in Millage (TRIM) process. Throughout the year, the Director works on various projects as required. In addition, the independent audit of the City's financial records is managed within the Administration Division. The audit is performed in accordance with GAAP and GASB requirements to ensure fiscal responsibility and soundness of the City's finances.

FINANCE AND ADMINISTRATIVE SERVICES

Financial Services

The Financial Services Division prepares and monitors the City's annual operating and capital budgets to ensure that expenditures are within budget and comply with the City's policies and procedures. This Division is responsible for the reconciliation of all cash accounts and timely payment to vendors and contractors. Payroll is responsible for processing the payroll for over 500 employees as well as for handling federal tax withholding; health, dental and life insurance; and deferred compensation and retirement. The Division is also responsible for grant administration which includes planning, directing and coordinating with City departments; management of the financial and accounting reporting systems to ensure that the information is accurate in order to prepare the City's financial statements, budgets, and other forecasting mechanisms; and sound financial controls to include reconciliations, adherence to GAAP and GASB principles and standards which are implemented with a view to ensure compliance and prevention of fraud.

Treasury Services

The primary responsibility of the Treasury Services Division is to collect and report daily receipts in an efficient and timely manner while providing a high level of customer service to internal and external customers. The Division manages the City's cash and investments in an efficient and safe manner that strictly adheres to the City's Investment Policy. The Division records the daily receipts from several payment sources, including electronic funds transfers, lockbox receipt transmissions, credit card processor uploads, payment kiosks, and the cashier's window at City Hall. The Division plays an integral role in the implementation of online and point-of-sale payment options, ensuring that City departments accepting credit and debit cards have safeguards, revenue reconciliation, and reporting protocols in place. The Division will continue to streamline cash receipts processed by implementing and increasing credit card payments channels such as online payments and payments through kiosks. The Division regularly analyzes the City's cash flow needs to maintain a reasonably safe level of short-term investments while providing liquidity to ensure timely distribution of debt service, vendors, and payroll obligations. The Division is responsible for the City's bank accounts including the City's banking services contract, identification of wire transfers into City's bank accounts, investment of the City's cash, and management of City's capital projects funds.

Customer Service

The Customer Service Division is responsible for the monthly processing of utility bills for approximately 18,000 accounts in the City. This Division is also responsible for the automated meter reading system, which leads to more accurate billing, allows customers to monitor water usage and enables early notification of potential leaks, and other customer service issues.

FINANCE AND ADMINISTRATIVE SERVICES

Vision

To elevate the fiscal services and customer service delivery to unprecedented levels to meet the City's mission of excellent customer service, progressive leadership, and accountable stewardship.

Mission

Financing the City's future by providing outstanding, comprehensive fiscal services and exceptional customer service through transparency, technology, and a highly qualified and trained staff.

Department Financial Overview

Category	FY 2025 Adopted Budget	FY 2026 Adopted Budget	FY 2027 Tentative Budget
Personnel	$ 2,460,877	$ 2,662,918	$ 2,705,583
Operating	1,089,260	1,166,567	1,212,551
Total	**$ 3,550,137**	**$ 3,829,485**	**$ 3,918,134**

FY 2026 Highlights and Accomplishments

Accelerate Operational Excellence

- Upgraded Tyler employee self service module to Tyler Employee Access which provides employees with access to their personal information, details about their time, pay, benefits, and accrued leaved. Encouraged and promoted the use of electronic channels for payment of utility bills, business tax receipts, permits, library fees, and recreational fees.
- Implemented technological enhancements that allow additional automation to gain the highest efficiencies in daily transaction processing while maintaining control over accuracy and reporting of data.
- Researched alternative electronic payment methods for customers to pay utility bills and other fees.
- Monitored bank accounts and oversee cash receipts, disbursements, and transfers.
- Developed and maintained relationships with banks, financial institutions, and investment advisors.
- Managed debt portfolios and lease financing.

FINANCE AND ADMINISTRATIVE SERVICES

Government Stewardship and Accountability

- Maintained the Riviera Beach's revenue bonds rating at A+ by Fitch Ratings.
- Attained the Government Finance Officers Association (GFOA) Distinguished Budget Award for the FY 2026 Budget for the eighth consecutive year with special recognition for Long-range operating financial plans, strategic goals and objectives, and capital program.
- Completed the City's Annual Comprehensive Financial Report for FYE 2025.
- Arranged for the financing for the water treatment facility.
- Secured financing for the Police Station, Fire Station 86, and Parks and Recreation Master Plan facilities.
- Secured financing for the new water treatment facility.
- Invested excess cash in accordance with the investment policy while maximizing returns and preserving capital.
- Forecasted short-term and long-term cash flows to meet operational and capital expenditure.

FY 2027 Objectives

Prosperous, Resilient and Sustainable Economy

- Pursue the various financing options available for the construction of the new City Hall.
- Support the City's long-term capital program.
- Reduce outstanding utility account balances.
- Implement effective collection strategies for delinquent accounts.
- Update the Utility Special District Policy for utility services.

Accelerate Operational Excellence

- Assist in the development of financial policies related to investments, debt management, and cash management.
- Maintain timely bank deposits and cash reporting.
- Oversee banking services, including electronic payments, merchant services, and fraud prevention controls.
- Monitor and improve internal controls related to treasury operations and cash management.
- Resolve payment and account inquiries promptly.
- Manage ERP implementation projects.
- Improve cash forecasting accuracy and work with teams to reduce variances.
- Improve fraud prevention measures.
- Revise standardized treasury procedures.
- Implement effective collection strategies for delinquent accounts.
- Improve customer payment convenience and accessibility.
- Reduce payment processing time.
- Implement controls to detect and prevent fraudulent transactions.
- Promote fraud prevention.

- Recommend process improvements that reduce costs
- Pass internal or external audits with no significant findings.

Government Stewardship and Accountability

- Prepare year-end financial reports in accordance with generally accepted accounting principles within six months after the end of the fiscal year.
- Provide a high standard of timely comprehensive fiscal services to departments, rating agencies and other governments while safeguarding City assets.
- Continue to work to strengthen controls, practices, and policies.
- Continue to develop efficiency of operations.
- Monitor revenue and expenditures and maintain the City's long-term financial viability by forecasting the City's funding sources and uses.
- Maintain a high collection rate for utility bills.
- Maintain and manage the City's long-term financial plan by forecasting the City's funding sources and uses.
- Identify operational efficiencies resulting in annual savings.
- Optimize investment of surplus cash, increasing annual interest income.
- Strengthen treasury governance and internal controls across all City departments to support accountability and effective cash management.
-

Strengthen Community Engagement

- Continue to expand on the electronic payment options to pay for utility bills, building permits, business tax receipts, recreational and library services.

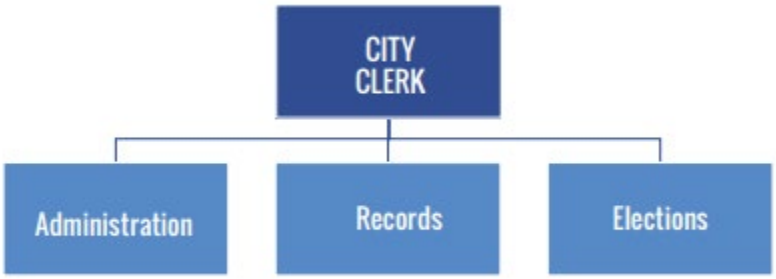

Department Overview

The Office of the City Clerk has three divisions, Records, Elections, and Administration, which play significant roles within the City. It is the official records depository for the City, with the City Clerk being the official Custodian of Records and keeper of the City's seal.

The Office of the City Clerk is responsible for the execution, maintenance, filing, and digitization of City Council and Utility Special District Board of Directors approved minutes, resolutions, ordinances, agreements, contracts, leases, recorded deeds, lobbyist registration(s), an annual update of the Ethics Commission database. The Department oversees the posting and publication of public notices for both entities, as required by law, and submits ordinances to be codified in the City's Code of Ordinances.

The Office of the City Clerk serves as the City's liaison for public records requests. It conducts Municipal Elections per the City's charter, Chapter 5 of the City's Code of Ordinances, Florida Statutes, and Administrative Law(s). The Office of the City Clerk has four full-time positions and one part-time position: City Clerk, Deputy City Clerk, Senior Staff Assistant, and Staff Assistant; the mail courier position is part-time; and works in tandem with all municipal departments.

Administration

The Administration Division responds to the legislative needs of the City by preparing for public meetings in the form of noticing meetings, facilitating post-meeting duties, and facilitating resident services via in-person, telephone, and email. This division handles inter-departmental services, research of archived records, and data collection. Lastly, the daily operations of the department fall within the prevue of our Administrative Division.

Records

The Records Division is also responsible for recording and releasing municipal liens and fulfilling lien search requests. The lien search process has been automated, alleviating customers' need to submit a request to the Office of the City Clerk in person. This effort is conducted with the Code Compliance Division and the Finance Department. The Records Division's efforts to digitize permanent City records remain an overall goal for the City.

CITY CLERK

Elections

As the Supervisor of Elections (SOE) for the municipal election process, the City Clerk is responsible for qualifying potential candidates; disseminating Municipal Election related information; confirming precinct locations; encouraging voter registration; receiving and reviewing Campaign Treasurer Report Summaries, and other election-related responsibilities.

Vision

The vision of the Office of the City Clerk is to be the customers link to excellent record keeping, encourage citizen engagement, and express the importance of voter participation in the election process.

Mission

To provide efficient, expedient, and professional service to all customers consistent with the City's standards, policies, procedures, and state laws.

Financial Overview

Category	FY 2025 Adopted Budget	FY 2026 Adopted Budget	FY 2027 Tentative Budget
Personnel	$ 409,527	$ 458,624	$ 489,993
Operating	359,922	340,091	342,587
Total	**$ 769,449**	**$ 798,715**	**$ 832,580**

FY 2026 Highlights and Accomplishments

Prosperous, Resilient and Sustainable Economy

- Invest in educational opportunities online and by attending workshops and conferences to improve work skills.
- Monitor expenses in the budget and reduce spending, where necessary.

Great Neighborhoods

- Volunteer services for City sponsored special events.
- Partner with community events for voter registration drives.
- Educate the community on the importance of their service on city advisory boards.
- Utilized various platforms to announce upcoming meetings and events.

Operational Excellence

- Attend public meetings and prepare accurate minutes to ensure a reliable historical record of City Council actions.
- Process resolutions, ordinances, and executed agreements in a timely and efficient manner.
- Evaluate and improve procedures within the City Clerk's Office to reduce redundancy and promote cross-training.
- Provide records management support and staff training, while advancing document digitization to enhance remote access to City Council approved materials.
- Coordinate and host public records management training in partnership with the State Library of Florida.
- Organize and host the Palm Beach County Municipal Clerks Association quarterly meeting in December 2026.

Government Stewardship and Accountability

- Strengthen the system for notifying council members about meetings to ensure timely communication and participation by using Microsoft Outlook software.
- Use the compiled email list to ensure that the City departments are notified, and the City website is kept up to date with meeting notices, resolutions, ordinances, executive agreements, and election information.

Community Engagement and Empowerment

- Utilize various mediums for the dissemination of information concerning the 2026 Primary and General Elections as well as the Riviera Beach 2027 Municipal Election.
- Train with poll workers at the Palm Beach County Supervisor of Elections Office.
- Continue to provide free notary services.

FY 2027 Objectives and Performance Measures

Prosperous, Resilient and Sustainable Economy

- Align resources with evolving organizational and community needs.
- Create meaningful opportunities for staff development, innovation, and improved service delivery.
- Position the Clerk's Office for long-term success through strategic planning and efficient resource allocation.
- Enhance organizational agility to effectively respond to external disruptions and internal challenges.
- Ensure financial and operational stability by maintaining prudent budgeting practices and strong internal controls.

Great Neighborhoods

- Allocate essential resources to support vibrant, safe, and inclusive neighborhoods through community focused initiatives.
- Conduct voter registration drives to promote civic participation and expand access to the electoral process.
- Plan, promote, and host community engagement events that encourage residents and employees to connect with City Clerk staff, learn about elections, advisory boards, and better understand the role and responsibilities of the Clerk's Office.

Operational Excellence

- Attend public meetings as needed and prepare accurate, comprehensive minutes to ensure an official and reliable record of actions taken by the City Council and advisory boards.
- Evaluate and enhance internal procedures within the City Clerk's Office to reduce redundancy, improve efficiency, and support cross training among staff.

Government Stewardship and Accountability

- Use the City's website to publish and provide internal and external access to City Council approved ordinances, resolutions, minutes, and agendas from regular City Council meetings.

Community Engagement and Empowerment

- Advance community engagement and empowerment by investing in initiatives that promote transparency, accessibility, and civic participation.
- Allocate resources to support outreach efforts such as voter registration drives, public education programs, and community events that connect residents and employees with City services.
- Implement programs and dedicate efforts that aim to foster informed and active participation, strengthen trust in local government, and ensure members of the community have meaningful opportunities to engage in civic life.

Performance Measures

Strategic Goals	Performance Measure	FY 2025 Actual	FY 2026 Target	FY 2026 Projected	FY 2027 Target
Prosperous, Resilient and Sustainable Economy	Number of public records requests processed	1,200	1,400	1,500	2,000
Great Neighborhoods	Number of community partners providing volunteer services	4	6	6	7
Operational Excellence	Number of management records for training with City departments.	3	4	4	5
Government Stewardship and Accountability	Number of lien search requests and lien releases	1,400	1,500	1560	1,700
Community Engagement and Empowerment	Number of community partnerships for voter registration and passport information	4	5	5	7

Department Overview

As a forward-thinking department, the Human Resources (HR) and Risk Management Department is responsible for the development, implementation, interpretation, and oversight of policies, procedures, and programs that strengthen the City's operations and support its workforce. Committed to organizational excellence, the Department promotes employee well-being through empowerment, professional growth, and retention, while aligning workforce strategies with the City's strategic goals and objectives.

In close collaboration with the City Manager's Office, department directors, employees, and external stakeholders, HR works to maximize the potential of the City's workforce. Embracing innovation and change, the Department is dedicated to delivering high-quality customer service and ensuring effective and efficient operations across all functional areas, including talent management, compensation and benefits, performance management, labor relations, risk management, compliance, workplace safety, and training and development.

Talent Management

The Talent Management function focuses on meeting the City's staffing needs by fostering an environment that attracts, develops, and retains highly qualified employees. This includes identifying and enhancing the skills of internal talent through effective assessment and development tools. Emphasis is also placed on cultivating essential soft skills, such as empathy, adaptability, and leadership, to support a resilient and high-performing workforce.

Compensation and Benefits

The Compensation and Benefits unit collaborates with key departments to ensure employee wages remain competitive, equitable, and aligned with market standards. This function also administers and oversees insurance and benefits programs for both active and retired employees, ensuring compliance and fiscal responsibility.

Risk Management and Workplace Safety

Risk Management and Workplace Safety work in partnership with City departments to develop and maintain a comprehensive risk management program. This includes identifying potential risks, evaluating their impact, and implementing appropriate mitigation strategies. The unit ensures compliance with applicable federal, state, and local laws and proactively updates policies and practices to reflect regulatory changes and best practices.

Performance Management and Labor Relations

Performance Management and Labor Relations are focused on strengthening the employer-employee relationship through fair, transparent, and effective practices. This includes assessing employee engagement and satisfaction, addressing workplace concerns, and supporting the continuous improvement of the City's performance management system.

Training and Development

Training and Development represent a strategic investment in achieving the City's goal of building a high-performing government organization. Through a comprehensive and inclusive training program designed for all levels of the organization, the City develops a skilled, knowledgeable, and adaptable workforce capable of delivering efficient, high-quality services to the community.

Vision

The vision for the City of Riviera Beach's Human Resources Department is to serve as a catalyst for organizational excellence and employee empowerment by cultivating a dynamic, inclusive workforce that drives innovation and delivers exceptional service to our vibrant community. To be the Best Waterfront City in which to Live, Work, and Play.

Mission

The mission of the City of Riviera Beach's Human Resources Department is to attract, develop, and retain a diverse, highly skilled workforce that empowers City departments to achieve their goals and serve the community with excellence and efficiency. We are committed to creating an exceptional City by providing excellent customer service, progressive leadership, and accountable stewardship.

HUMAN RESOURCES AND RISK MANAGEMENT

Financial Overview

Category	FY 2025 Adopted Budget	FY 2026 Adopted Budget	FY 2027 Tentative Budget
Personnel	$ 1,317,090	$ 1,612,968	$ 1,315,580
Operating	685,060	932,389	914,593
Total	**$ 2,002,150**	**$ 2,545,357**	**$ 2,230,173**

FY 2026 Highlights and Accomplishments

Prosperous, Resilient and Sustainable Economy

- Developed targeted strategies to improve the operational efficiency and effectiveness of the Human Resources Department.
- Continued strengthening recruitment and hiring practices by streamlining internal processes, reducing onboarding timelines, and supporting workforce planning initiatives that contribute to the City's long-term economic sustainability.

Great Neighborhoods

- Supported City departments that provide essential public services by improving staffing stability and recruitment efforts.
- Continued to recruit qualified candidates for critical positions, helping departments maintain service levels while promoting workforce diversity and increasing employee engagement within the community.

Operational Excellence

- Enhanced the recruitment and onboarding process, resulting in more efficient hiring practices and reduced onboarding time for new employees.
- Expanded employee wellness initiatives by offering health screenings and wellness programs that allowed employees to earn wellness incentives while promoting a healthier workforce.
- Continued efforts to improve operational efficiency through process modernization and increased use of electronic human resources workflows.
- Implemented the NeoGov Human Resources Management System.
- Expanded the online employee lifecycle process, including recruitment and onboarding.
- Streamlined recruitment and onboarding procedures to improve hiring efficiency.
- Reduced paper consumption through increased use of electronic and paperless human resources processes, supporting sustainability initiatives.
- Successfully negotiated and administered PBA Captains and PBA labor agreements.
- Launched an online employee wellness portal.
- Introduced "Wellness Tuesdays" to increase employee engagement and participation in wellness activities.

- Continued the monthly employee fruit delivery program to promote healthy workplace habits.
- Implemented an intravenous (IV) drip wellness initiative as part of the City's employee health and wellness program.
- Participated in career fairs to attract qualified candidates and expand recruitment efforts.
- Conducted evaluations of organizational and operational risks to support effective workforce planning and risk management.

Government Stewardship and Accountability

- Strengthened accountability by improving Human Resources policies, procedures, and compliance efforts.
- Continued to support transparent personnel practices while ensuring adherence to applicable federal and state employment laws.
- Advanced workforce planning initiatives to better support succession planning and organizational continuity.

Community Engagement and Empowerment

- Promoted employee engagement through wellness programs and initiatives that encourage participation in community activities.
- Continued to strengthen workplace policies and expand paperless Human Resources processes to improve service delivery, operational sustainability, and data-driven decision-making.
- Enhanced workforce reporting by monitoring key Human Resources metrics to support informed management decisions.

FY 2027 Objectives and Performance Measures

Prosperous, Resilient and Sustainable Economy

- Strengthen workforce planning to support sustainable growth.
- Reduce average time-to-fill vacancies by 15% compared to FY 2026.
- Decrease overtime expenditures citywide by 8% through improved workforce planning.
- Maintain employee benefits cost growth at or below budget projections.
- Strengthen organizational resilience through policy and compliance management.
- Conduct comprehensive policy review and update 100% of outdated HR policies.
- Maintain full compliance with federal, state, and labor regulations.
- Implement at least 2 citywide emergency staffing readiness exercises.

Operational Excellence

- Improve cost-effective recruitment and retention strategies.
- Increase applicant pool size by 20% for critical classifications.
- Reduce first-year employee turnover by 10%.
- Expand internship/apprenticeship partnerships by at least 3 programs to build workforce pipelines.

- Support departments that directly impact neighborhoods through staffing stability.
- Maintain vacancy rate below 8% in public-facing and essential service positions.
- Reduce onboarding processing time to 10 business days or less.
- Ensure 100% of critical roles have succession planning documentation.
- Enhance recruitment and retention for Police and Fire personnel.
- Reduce sworn and certified vacancy rates by 10%.
- Shorten hiring cycle for public safety positions by 20%.
- Maintain 100% compliance with background, credentialing, and regulatory requirements.
- Modernize HR systems and processes.
- Implement at least 3 HR process automation improvements.
- Reduce manual processing time for HR transactions by 20%.
- Achieve 90% employee satisfaction rating for HR services.
- Strategic workforce planning to reduce overtime and vacancy costs.
- Process modernization before adding personnel resources.
- Talent development to improve retention and reduce turnover-related expenses.
- Data-driven performance management aligned with measurable outcomes.

Community Engagement and Empowerment

- Promote workforce residency and community engagement.
- Increase percentage of employees residing within the City by 5%.
- Participate in at least six (6) community job fairs or local hiring initiatives.
- Track and report demographic workforce data annually.

Government Stewardship and Accountability

- Strengthen employee wellness and Risk Management programs.
- Performance Measures:
- Reduce workers' compensation claims frequency by 10%.
- Increase Employee Assistance Program (EAP) awareness participation by 15%.
- Develop a high-performing and accountable workforce.
- Implement the RISE AWARDS is an Employee Service Awards event organized to recognize and honor employees for their years of dedicated service and commitment to the organization. RISE is an acronym for Riviera's Innovative Star Employees.
- Provide a minimum of 24 hours of professional development per employee annually.
- Ensure 100% completion of annual performance evaluations citywide.
- Implement leadership development program for supervisory staff (minimum 2 cohorts annually).
- Support sustainable workplace practices.
- Increase utilization of paperless HR processes by 25%.
- Expand telework or flexible scheduling programs where operationally feasible.
- Track and report workforce metrics quarterly to support data-driven decisions.

Performance Measures

Strategic Goals	Performance Measure	FY2025 Actual	FY2026 Target	FY 2026 Projected	FY2027 Target
Operational Excellence	Number of updated job descriptions	100	100	100	100
	Number of City-wide performance appraisals conducted	300	315	315	325
	Number of policies and procedures created or updated	12	6	6	8
	Number of health and wellness fairs	3	3	3	4
	Number of e-training and development sessions	5	5	5	6
	Number of employee engagement sessions	10	12	12	12

Department Overview

The Legal Department is responsible for providing legal representation and advice to the City and its officials in numerous areas of law, including issues relating to planning, zoning, construction, development, environmental, human resources, civil rights, contracts, tax, real estate law, torts involving personal injury and property damage, ethics, conflicts of interest, public records and open meeting laws, compliance with financial disclosure laws, water and wastewater laws, and a wide range of other issues.

In addition to handling litigation, the Department's attorneys furnish legal advice and opinions on matters referred to them by the City Manager, Mayor, Council, and Department Directors. The Department's attorneys always attend meetings of the City Council, Utility Special District, and advisory boards of the City.

Vision

To provide efficient services to the public for the benefit of all.

Mission

Department Financial Overview

Category	FY 2025 Adopted Budget	FY 2026 Adopted Budget	FY 2027 Tentative Budget
Personnel	$ 938,350	$ 1,009,087	$ 1,164,262
Operating	324,387	353,674	341,141
Total	**$ 1,262,737**	**$ 1,362,761**	**$ 1,505,403**

FY 2026 Highlights and Accomplishments

Prosperous, Resilient and Sustainable Economy

- Completed a series of FEMA training in preparation for, response to, and recovery from potential emergency disasters that supports individuals, the community and city departments in coordination with local, state, and federal agencies to mitigate loss and build resiliency.
- Served in the Planning Section for the Incident Command System as the Documentation Unit Leader and attended all briefings/meetings to maintain accurate and complete incident files and ensure the proper storage of incident documentation to capture all critical information in an organized manner for legal, analytical, and historical purposes.
- Provided quality customer service and care towards public & resident concerns received through both written communication and telephone inquiries.
- Accepted service for numerous subpoenas and coordinated with the appropriate departments responsible for responding to ensure that responses were timely.
- The CAO in coordination with the Sean Pittman Law Group & the Milberg Law Firm secured significant financial recovery in the PFAS and AFFF water contamination litigation settlement with the anticipated payment schedule that includes:

Operational Excellence

- Coordinated several investigations for various departments while serving as a liaison between investigators and city departments and outside vendors from the beginning of the investigations until the conclusion of the investigations.
- Exceeded the completion of the minimum required CLE credits through attendance at in-person conferences and virtual workshops.
- Served as a liaison between the city and the public to mitigate the risk of litigation, when challenges and concerns arose within City departments.
- Performed legal research at the request of the Mayor, City Council members and other departments, and in support of current litigation matters, issues involving criminal, civil and forfeiture law and municipal ordinances; analyzed law sources and located applicable precedents, legal opinions, statutes and orders.

Community Engagement and Empowerment

- Supported City Administration's Citizen Leadership Academy.

Government Stewardship and Accountability

- Researched applicable laws, statutes, court decisions and other legal authorities for use in the preparation of cases, opinions, pleadings, briefs abstracts, deeds, and other

documents.
- Prepared memorandums, correspondence, motions/briefs relating to a variety of legal issues and timely filed documents with the court.
- Reviewed contracts, policies, and resolutions for other departments as to form and legal sufficiency.

FY 2027 Objectives

Prosperous, Resilient and Sustainable Economy

- Adopt emergency management ordinance
- Adopt noise ordinance

Operational Excellence

- Bring various litigation areas in-house, such as code enforcement, foreclosures, municipal code violations, planning and zoning, Development Services support, and arbitrations.
- Develop policy to recoup Utility Special District's funds caused by private developers breaking water mains in rights of way.
- Provide subpoena training.

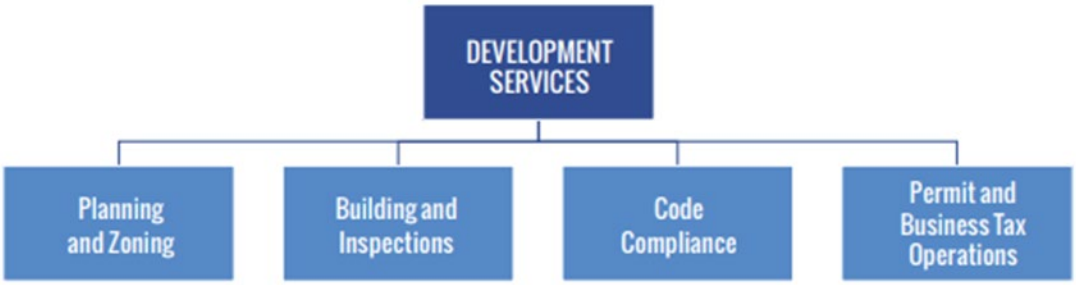

Department Overview

The Development Services Department provides a variety of services to City stakeholders associated with development, redevelopment and maintenance of real property. The Planning and Zoning Division oversees administration of land development regulations and serves as a technical liaison to the community. The Building Inspections Division is charged with administration of the Florida Building Code and functions to protect the health, safety and welfare of the public. The Code Compliance Division assists in maintaining the economic value and aesthetic appeal of private property within the City as required by the City's Code of Ordinances. Permit and Business Tax operations processes permit and provide business tax applications and ensure the efficient circulation, review, and issuance of approved documents. In summary, the Development Services Department has the vital responsibility to plan and approve future development projects, review and inspect ongoing construction, and ensure property maintenance once constructed.

Vision

To effectuate a comprehensive plan and organizational strategy to promote the effective and efficient development of Riviera Beach while building a livable, walkable, sustainable, and economically vibrant community; ultimately leveraging our geography and cultural diversity to preserve established communities, protect our ecological resources, and create a world class destination.

Mission

The City of Riviera Beach Development Services Department is committed to planning, building, and maintaining a safe and sustainable community, serving you with small town hospitality and leaving a lasting impression.

Financial Overview

Category	FY 2025 Adopted Budget	FY 2026 Adopted Budget	FY 2027 Tentative Budget
Personnel	$ 3,741,874	$ 4,102,463	$ 4,369,645
Operating	1,357,438	1,345,842	1,307,989
Operating Capital	26,250	27,000	-
Total	**$ 5,125,562**	**$ 5,475,305**	**$ 5,677,634**

FY 2026 Highlights and Accomplishments

Prosperous, Resilient and Sustainable Economy

- Collected over $9.7 million in revenue during the last year Including $7.5 million in permit fees; $2.1 million in BTR fees; $0.119 million in planning application fees; and $0.105 million in code compliance fees.
- Approved over $258.6 million in new construction for a total of 860,639 square feet of new construction and building improvements.

Great Neighborhoods

- Issued more than 2,600 new code violations during the last year and complied with almost 437 violations during the same period.
- Collaborated with the Police Department to address four nuisance properties using the unsafe structures program.
- Created a new civil citation program so that Police, Public Works, and Development Services can now immediately address certain violations.

Operational Excellence

- Successfully deployed mobile printers, tablets, keyboards and vehicle equipment to allow for fully field operational Code Compliance Officers.
- Implemented online renewals for existing business tax receipts customers and initiated online submittals for new business tax receipts applications.
- Launched 48-hour turnaround permits for the most common application types.

Government Stewardship and Accountability

- Implemented the state required milestone inspection program to comply with the new State mandate.
- Eliminated the use of CAP Government for plan review and minimized third party staffing which has reduced costs, and improved customer service for the development community.

Community Engagement and Empowerment

- Successfully established the newly ordained Art in Public Places Advisory Board and recruited a diverse set of citizen volunteers to staff the board.
- Hosted over a dozen community meetings and workshops related to the City's Comprehensive Plan rewrite.
- Successfully hosted fifteen public meetings including: seven Planning and Zoning Board Meetings, four Code Compliance Magistrate Meetings, and four Art in Public Places Advisory Board Meetings.

FY 2027 Objectives and Performance Measures

Prosperous, Resilient and Sustainable Economy

- Continue working with the development community to bring online an expected $1 billion in new taxable land value to the City during the coming year.
- Create a small business directory for the City to be used by residents and interested parties.
- Continue to improve coordination between the Department and the CRA, Port of Palm Beach, and Housing Authority to streamline projects that will strengthen the local economy.
- Ensure that proposed land development in Riviera Beach provides the best value proposition for the City through the retention of high property values and contributing to a strong tax base.

Great Neighborhoods

- Comply with at least 75% of code compliance violations within 60 days.
- Leverage the Code Compliance division's operational changes and hardware enhancements to improve the surveillance of City neighborhoods and compliance rates.
- Optimize the property owners' assistance program with the goal of helping at least five qualifying homes.
- Create a task force to create a rental property program for the City aimed at providing better oversight of, and more clarity to, absentee landlords that operate in the City.

Operational Excellence

- Review the planning and zoning fee schedule and recommend changes to City Council based on regional rate averages.
- Consult with third party geographic information services (GIS) and artificial intelligence (AI) software providers to make public basic information about all permits, applications and code cases through the City's official GIS map.
- Update standard operating procedures for all divisions to improve work flows and resiliency.

Government Stewardship and Accountability

- Continue to be prudent with revenues generated from land development and permit fees.
- Ensure transparency in decisions made by staff.

Community Engagement and Empowerment

- Proactively work to fully staff the Planning and Zoning Board and the Public Art Advisory Board.
- Continue extensive outreach to involve the public in the City's Comprehensive Plan and neighborhood planning programs.

Performance Measures

Strategic Goals	Performance Measure	FY 2025 Actual	FY 2026 Target	FY 2026 Projected	FY 2027 Target
Prosperous, Resilient and Sustainable Economy	Percentage increase in small business satisfaction.	50%	50%	60%	65%
Great Neighborhoods	Number of properties receiving funding for improvements from assistance program.	4	4	1	5
Operational Excellence	Percentage of permit applications reviewed and issued within 30 days of submission.	75%	75%	75%	85%
Community Engagement and Empowerment	Percentage of staff participating on the citizen advisory boards.	N/A	N/A	N/A	100%

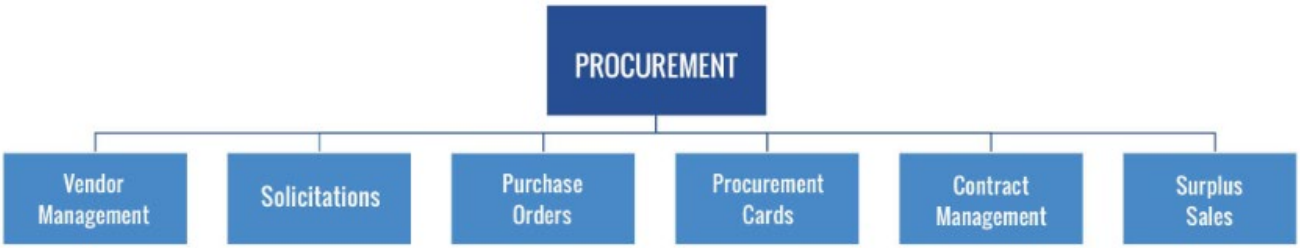

Department Overview

The Procurement Department is responsible for oversight of the City's procurement activities, coordination of surplus disposition, and contract administration. The Department's primary functions are to:

- Source goods and services in a manner that obtains best value for the effective and efficient operation of the City, the Utility Special District (USD), and the Community Redevelopment Agency (CRA).
- Recognize, support, and practice the public procurement values and guiding principles of Accountability, Ethics, Impartiality, Professionalism, Service, and Transparency established by the National Institute of Governmental Purchasing (NIGP) and uphold the Code of Ethics as a fundamental tenet of the public procurement profession.
- Apply sound procurement procedures in supplier selection and payment administration, including administration of City-issued procurement cards.
- Issue solicitations that meet operational and administrative needs in accordance with Florida Statutes, Palm Beach County governance requirements, the City Charter, the City Procurement Code, the Palm Beach County Commission on Ethics, and the Palm Beach County Office of Inspector General.
- Promote business with local and small businesses to protect, sustain, and stimulate the City's local economy and support small business development.
- Take full responsibility for the purchasing and supply function, staying current on procurement trends through active participation in professional purchasing organizations.
- Keep City departments informed of relevant problems and progress through appropriate channels.
- Avoid deceptive practices and misrepresentation, recognizing that mutually beneficial business relationships are built on honesty and fair dealing.
- Act in a courteous, considerate, prompt, and professional manner with fellow employees, vendors, contractors, consultants, and the public.

PROCUREMENT

Vision

To provide the highest service and quality of goods and services at the best value while instituting the core values of professionalism, innovation, and integrity to all process partners involved in the procurement and supply chain process.

Mission

To serve internal departments and external business stakeholders with the highest level of professionalism, innovation, and technology, while utilizing lean practices and the best sourcing methodologies

Motto

Fairness, Transparency and Compliance

Financial Overview

Category	FY 2025 Adopted Budget	FY 2026 Adopted Budget	FY 2027 Tentative Budget
Personnel	$ 886,139	$ 917,496	$ 966,021
Operating	192,353	381,737	327,998
Total	**$ 1,078,492**	**$ 1,299,233**	**$ 1,294,019**

FY 2026 Highlights and Accomplishments

Prosperous, Resilient and Sustainable Economy

- Maximized the value of public funds through strategic sourcing, competitive procurement practices, and responsible stewardship of taxpayer resources.
- Participated in the City's Citizens Leadership Academy to educate residents on public procurement processes and the responsible expenditure of public funds.
- Supported local economic development by promoting fair and open competition while expanding opportunities for qualified vendors.
- Leveraged cooperative purchasing contracts, including National Association of State Procurement Officials (NASPO) and other governmental agreements, to obtain competitive pricing and improve procurement efficiency.

PROCUREMENT

Great Neighborhoods

- Supported City departments by providing timely procurement services for capital improvement projects, public infrastructure, parks, utilities, and neighborhood enhancement initiatives.
- Increased accessibility to procurement policies, procedures, and educational resources for City departments and the public.
- Strengthened partnerships with departments to improve service delivery and ensure procurement activities aligned with community priorities.

Operational Excellence

- Improved procurement operations through enhanced collaboration, standardized processes, and continuous customer service improvements.
- Coordinated emergency procurement planning and contractor readiness efforts to support hurricane response and disaster recovery operations.
- Continued implementation of electronic procurement tools to improve efficiency, transparency, and vendor participation.
- Expanded procurement training opportunities for City staff to promote consistent application of procurement policies and procedures.

Government Stewardship and Accountability

- Continued modernization of the City's Procurement Code and administrative procedures to improve efficiency, transparency, and regulatory compliance.
- Developed and continued development of standard operating procedures, standardized procurement forms, and procurement guidance documents.
- Strengthened Purchasing Card (P-Card) oversight through policy development, administrative controls, and compliance monitoring.
- Continued development of the Citywide Subcontractor and Local Vendor Program Policy.
- Development of the City Direct Pay Policy.
- Promoted responsible procurement practices through improved contract administration, documentation, and internal controls.

Community Engagement and Empowerment

- Continued the City’s partnership as a Palm Beach County Business Matchmaker Conference Partner and served on the conference steering committee to expand business opportunities for local firms.
- Fostered collaboration with vendors, community organizations, and regional procurement partners to increase participation in City contracting opportunities.

PROCUREMENT

- Expand the Procurement Department's regional partnerships by collaborating with neighboring municipalities, public agencies, educational institutions, chambers of commerce, and professional organizations to increase vendor outreach, share procurement best practices, promote cooperative initiatives, and strengthen economic opportunities for businesses throughout the region.

FY 2027 Objectives and Performance Measures

Prosperous, Resilient and Sustainable Economy

- Expand strategic sourcing initiatives to maximize competition, reduce procurement cycle times, and obtain the best value for the City.
- Continue implementation and optimization of BidNet Direct as the City's enterprise solicitation platform.
- Conduct major competitive procurements supporting the Reimagine Riviera Beach initiative and other strategic capital projects.
- Promote sustainable procurement practices through environmentally responsible purchasing initiatives.
- Implement the Buy Local, Buy Riviera Beach™ initiative to strengthen the City's local business community by increasing awareness of contracting opportunities, encouraging local vendor participation, and supporting economic development within the City.

Great Neighborhoods

- Provide procurement support for major redevelopment and capital improvement projects that enhance neighborhoods, improve public infrastructure, expand recreational amenities, and improve the quality of life for residents.
- Support Community Redevelopment Agency initiatives through timely and compliant procurement services that facilitate mixed-use redevelopment, economic revitalization, and strategic investment throughout the CRA district.
- Collaborate with City departments during project planning to improve procurement scheduling, reduce project delays, identify procurement risks early, and ensure goods and services are available when needed.
- Develop long-term procurement strategies that improve continuity of services, increase competition, and provide departments with greater flexibility when addressing operational and capital needs.

PROCUREMENT

Operational Excellence

- Continue modernization of procurement operations through technology, automation, and standardized business processes.
- Implement comprehensive emergency procurement procedures fully aligned with FEMA procurement requirements.
- Expand Procurement Representative assignments to strengthen departmental customer service and improve communication across the organization.
- Increase professional development by supporting procurement staff in obtaining advanced certifications, continuing education, and professional credentials through NIGP.

Government Stewardship and Accountability

- Present comprehensive revisions to Chapter 16.5 of the City Code for Council consideration.
- Continue implementation of the Tyler Munis Contract Management Module to improve contract administration, monitoring, compliance, and reporting.
- Complete development of standardized solicitation templates, evaluation documents, procurement forms, and administrative procedures.
- Strengthen Purchasing Card governance through updated policies, enhanced internal controls, training, monitoring, and compliance audits.
- Expand procurement performance metrics and reporting to improve accountability, transparency, and operational decision-making.
- Continue implementation of the City's Subcontractor and Local Vendor Program.

Community Engagement and Empowerment

- Continued partnership with the Annual Palm Beach County Business Matchmaker Conference in partnership with regional organizations.
- Launch Vendor University to educate vendors on doing business with the City and improve vendor readiness.
- Conduct multiple vendor outreach workshops focused on local, small, minority-owned, and women-owned businesses.
- Expand regional partnerships with public agencies, educational institutions, and industry organizations to strengthen supplier participation.
- Enhance vendor communication through expanded online resources, educational materials, and supplier engagement initiatives.

PROCUREMENT

Additional Strategic Objectives

- Expand utilization of Tyler Munis, BidNet Direct, DocuSign, and other technology platforms to improve procurement efficiency, contract management, and data-driven decision making.
- Develop dashboards and performance metrics that measure procurement cycle times, vendor participation, contract utilization, and operational effectiveness.
- Continue building a high-performing procurement organization through workforce development, succession planning, cross-training, and employee engagement.
- Promote procurement as a strategic business partner by strengthening relationships with City departments and providing proactive procurement planning and consulting services.

Performance Measures

Strategic Goals	Performance Measure	FY 2025 Actual	FY 2026 Target	FY 2026 Projected	FY 2027 Target
Prosperous, Resilient and Sustainable Economy	Conduct semi-annual outreach and general training events for suppliers with a minimum of two project procurement specific events	2	2	2	2
Great Neighborhoods	Number of capital project solicitations completed	4	2	6	4
	Complete solicitations for mixed-use developments for the CRA on the Broadway corridor.	2	2	1	2
Operational Excellence	Establish City-wide contract	5	5	2	2
	Conduct training sessions for staff	2	0	1	2
Community Engagement and Empowerment	Number of vendor outreach events participated in and/or conducted	14	7	4	10

POLICE

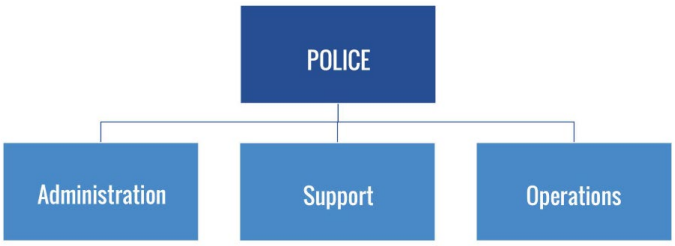

Department Overview

The Riviera Beach Police Department (RBPD) is a full-service law enforcement agency serving a population of over 35,000. RBPD comprises 121 sworn officers and 75 non-sworn employees who handle approximately 80,000 calls for service each year.

RBPD exists because of the community we serve. RBPD is an organization of professionals committed to providing the highest level of police service in a sensitive and positive manner to all, regardless of race, creed, or lifestyle. RBPD recognizes the value of human life and the dignity of all people and strives to be fair, compassionate, and respectful to individuals encountered.

On December 7, 2022, the Commission for Florida Law Enforcement Accreditation (CFA) voted unanimously to award the Riviera Beach Police Department its initial accreditation, making it the City's first accredited department and marking a significant milestone in the agency's commitment to professional standards, accountability, and best practices in law enforcement. Building on that achievement, the Department continued to maintain compliance with CFA standards through ongoing policy review, training, and internal assessments. As a result of those sustained efforts, on October 22, 2025, the CFA again voted unanimously to award the Department reaccreditation, reaffirming its commitment to excellence and ensuring continued adherence to recognized professional standards.

The Department fully embraces the recommendations outlined in the Final Report of The President's Task Force on 21st Century Policing, which points out how the mission of law enforcement is "to build trust between citizens and their peace officers so that all components of a community are treating one another fairly and justly and are invested in maintaining public safety in an atmosphere of mutual respect." To that end, the Department will employ the six pillars framework used by the task force:

1. Building Trust and Legitimacy
2. Policy and Oversight
3. Technology and Social Media
4. Community Policing and Crime Reduction
5. Training and Education
6. Officer Safety and Wellness

The mission of the RBPD is to "SERVE AND PROTECT" all who live, work, vacation, as well as those who travel through the City, and in so doing, make a meaningful contribution to the quality of life for the community. Our goal is to provide service for every person within the city limits of Riviera Beach, and

at the same time, protect them from being victims of crime. RBPD Officers strive each day to carry out the Department's mission as follows: the protection of life and property, the prevention and suppression of crime, the apprehension of violators of the law, the increase of the quality of life, and the preservation of public order.

RBPD has adopted a crime-fighting philosophy that is centered on Intelligence-Led Policing and Predictive Policing. Intelligence-Led Policing is a collaborative law enforcement approach combining problem-solving policing, information sharing, and police accountability, with enhanced intelligence operations. Through Intelligence-Led Policing, RBPD attempts to identify those who are committing crimes and identify victims of crimes and victimized areas. RBPD targets high-frequency offenders and works in a collaborative effort with other local, state, and federal law enforcement agencies.

Predictive Policing uses computers and advanced software applications to analyze data regarding crimes in a particular area to anticipate where and when a crime will occur in the near future. This approach does not identify who will commit the crime, but it pinpoints hot spots to help RBPD anticipate the approximate time, day, and area that might have another crime committed within the city. RBPD utilizes a CompStat approach to accomplish this mission. This allows RBPD to be accountable to the residents we serve, to be more strategic in thwarting crime and responding to crimes in progress. The Department is building a communications strategy to increase information sharing and communications with the public by providing regular updates through media outlets and social media.

Community policing promotes organizational strategies that support the use of partnerships and problem-solving techniques to proactively address the immediate conditions that give rise to public safety issues such as crime, social disorder, and fear of crime. RBPD's district-based problem-solving policing ensures that senior-level police managers are responsible and held accountable for delivering police services tailored to the specific needs of the community. Officers and supervisors are also assigned to one of the police districts where long-term assignments and line-level accountability make each officer a stakeholder and a problem solver.

The Department engages the youth with the Police Athletic/Activities League and the RBPD Police Explorers Program. The programs exist to aid in the prevention of juvenile crime and violence by providing mentorship, life skills, civic/service, athletic, recreational, enrichment, and educational opportunities, and resources to Riviera Beach youth and their families.

The Community Policing Strategy is complemented by a well-established Real Time Crime Center (RTCC), where the Department blends the latest crime-fighting technology with "old-fashioned" police work. RBPD maintains a comprehensive body-worn camera and mobile video recording program, which equips each RBPD Officer with a body-worn camera while continuing to enhance public trust and transparency between RBPD and the community it proudly serves.

Vision

All members of the Riviera Beach Police Department are committed to maintaining the highest standards of professional ethics and integrity. We shall embrace the philosophy of police and community collaboration, while ensuring equal justice for all. We will work together to reduce crime and improve the quality of life for all citizens. We will provide a highly trained workforce and provide fair and professional police service while striving for excellence in everything we do.

Mission

The mission statement of RBPD is to safeguard the lives and property of the people we serve and protect, to reduce the incidence of crime, and to enhance public safety while working with diverse communities to improve their quality of life.

Financial Overview

Category	FY 2025 Adopted Budget	FY 2026 Adopted Budget	FY 2027 Tentative Budget
Personnel	$ 20,772,556	$ 23,167,743	$ 24,693,160
Operating	8,629,780	9,696,031	9,112,505
Operating Capital	120,160	49,000	110,000
Total	**$ 29,522,496**	**$ 32,912,774**	**$ 33,915,665**

FY 2026 Highlights and Accomplishments

Prosperous, Resilient and Sustainable Economy

- Successfully secured and advanced multiple grant initiatives, including the $221,750 Solid Waste Authority Blighted and Distressed Property Clean-Up Grant for demolition efforts at Barracuda Bay, submitted the FY 2025 Edward Byrne Memorial Justice Assistance Grant (JAG) application in the amount of $36,034 to support the Drone as First Responder program, and coordinated an extension request for the $500,000 legislative appropriation to support development of the new police training facility.
- Maintained a dedicated law enforcement presence at the Port of Palm Beach to support maritime security and protect critical economic infrastructure.
- Collaborated with business stakeholders through the Broadway Business District meetings to strengthen the business environment and reduce crime and blight.

Great Neighborhoods

- Effectively managed the staffing and coordination for all special events to date, ensuring adequate resource deployment, maintaining public safety, and supporting community engagement throughout the city.
- Reduced unsheltered homelessness from 107 to 40 through the CO-Response Model in partnership with healthcare agencies.

Operational Excellence

- Recognition of Police Officer Torres at the 39th Palm Beach County Traffic Safety Awards for reducing traffic incidents in Riviera Beach for the issuance of 1,086 citations, seizure of 13 tags, made 3 arrests, and towed 30 vehicles.
- Established partnerships with local law enforcement agencies through Memoranda of Understanding (MOUs) to support the investigation and resolution of cold cases by sharing resources, information, and investigative expertise.
- Took delivery and successfully commissioned a 28 Relentless offshore center console patrol vessel from vendor for enhancing maritime enforcement capabilities, improving response readiness on local waterways, and strengthening overall public safety operations.
- Took delivery and placed into service a fully customized 30-foot Tactical Mobile Command Vehicle (Mobile Tactical Operations Center), equipped with advanced communications systems, real-time connectivity, surveillance capabilities, workstations, and rapid deployment features to support SWAT operations, critical incidents, and multi-agency coordination.

Government Stewardship and Accountability

- Successfully achieved reaccreditation on October 22, 2025, demonstrating continued compliance with established professional standards and a commitment to best practices in law enforcement operations.
- Completed quarterly employee evaluations in accordance with established timelines, providing structured performance feedback, supporting accountability, and identifying opportunities for professional growth.
- Successfully planned and executed the 2026 Awards Banquet to recognize the outstanding achievements and contributions of department personnel while promoting morale and organizational pride.
- Provided training for newly promoted sergeants was completed, and a structured supervisory training program was implemented to support their transition into leadership roles and ensure consistent, effective supervision across the organization.
- Conducted quarterly supervisors training sessions to enhance leadership development, reinforce policy knowledge, and ensure consistent supervisory practices across all divisions.

Community Engagement and Empowerment

- Appointment of the RBPD Police Chief as the President of the Palm Beach County Association of Chiefs of Police, reflecting regional leadership and strengthening collaboration among law enforcement agencies throughout Palm Beach County.
- Hosted a well-attended community meeting with required participation from all Shift Commanders and the Traffic Unit supervisor.
- Deployed the Mobile Command Center throughout the city to strengthen community engagement, increase transparency, and provide direct access to Road Patrol personnel.
- Conducted youth-focused community engagement initiatives, including recruitment outreach, athletic events, holiday programs, and the development of a citywide reading program, to strengthen relationships, reduce crime, and promote positive opportunities for youth.
- Implemented a Special Needs Registry to improve service delivery and accountability for vulnerable populations.
- Hosted a town hall meeting to educate the community on the operations of the 911 Communications Center, providing insight into call-taking and dispatch processes, while also promoting career opportunities as a telecommunicator and strengthening transparency and public understanding of emergency response services.

FY 2027 Objectives and Performance Measures

Prosperous, Resilient and Sustainable Economy

- Reduce the number of traffic accidents involving on-duty officers by 5 percent through enhanced driver safety training, reinforced policy compliance, and increased supervisory oversight, while promoting safe driving practices that protect personnel, the public, and City assets.

Great Neighborhoods

- Implement automated speed zone enforcement in designated school zones and reduce speeding violations by 10 percent through the deployment of camera technology, public awareness efforts, and targeted enforcement strategies to improve safety for students and pedestrians.

Operational Excellence

- Implement the Drone as First Responder (DFR) program to enhance operational efficiency and reduce response times by leveraging real-time aerial intelligence, improving situational awareness, and supporting data-driven deployment of police resources.

Government Stewardship and Accountability

- Pursue accreditation for the Communications Center through the Florida Law Enforcement Communications Accreditation Program (FLA-PAC) by developing policies and procedures, implementing training and quality assurance processes, and aligning operations with recognized professional standards to support consistent, transparent, and reliable emergency communications services.

Community Engagement and Empowerment

- Host a community event upon completion of the 100th home painting project as part of the Community Services Division's revitalization and outreach efforts, recognizing community partnerships, promoting neighborhood pride, and strengthening resident engagement.

Performance Measures

Strategic Goals	Performance Measure	FY 2025 Actual	FY 2026 Target	FY 2026 Projected	FY 2027 Target
Prosperous, Resilient and Sustainable Economy	Reduction in overall crime	1,365	N/A	1,433	1,390
Great Neighborhoods	Reduce the number of traffic accidents by 5% at the three most dangerous intersections	102	90	96	85
Operational Excellence	Number of annual leadership training for Supervisors and Command Staff (hours)	2,341	2,056	2,056	2,100
Government Stewardship and Accountability	Average police response times (minutes)	6 min. 33 sec.	5 min. 30 sec.	5 min. 50 sec.	5 min. 30 sec.
Community Engagement and Empowerment	Number of community education and engagement events	N/A	N/A	N/A	24

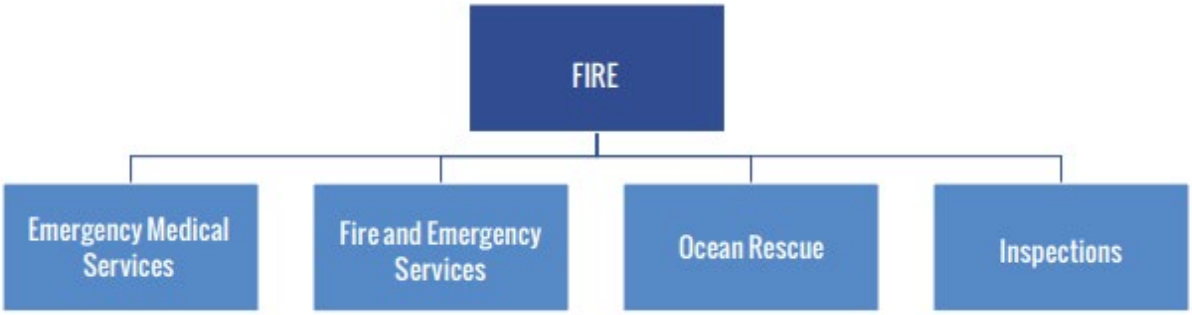

Department Overview

Riviera Beach Fire Department (RBFD) provides fire suppression, emergency medical services, fire prevention, ocean rescue, disaster preparedness planning and response, and public safety education for the community. RBFD responds to approximately 10,000 calls for service annually and operates from 2 fire stations, which house 3 fire suppression, 1 Aerial unit, 1 Battalion Chief, 1 EMS Captain, and 4 rescue units. RBFD comprises 95 sworn positions: Firefighters, Paramedics, Inspectors, and Emergency Medical Technicians, 3 Ocean Rescue Lifeguards, and 3 civilian administrative personnel.

The mission and values are the foundation of this organization. Thus, every effort will be made to keep these current and meaningful so that the individuals who make up the Riviera Beach Fire Rescue are guided by them in the accomplishment of the goals, objectives, and day-to-day tasks.

Vision

- Integrity – Displaying reliable and impeccable moral character in service to the community.
- Loyalty – Honest, truthful, and dependable to each other, our families, and the community we represent.
- Dedication – Our devotion to professionalism through preparation, courage, and compassion.
- Pride – Being self-motivated to achieve greatness continually.

Mission

Riviera Beach Fire Rescue exists to protect the quality of life in our community by providing exceptional fire, rescue, and emergency medical services in a compassionate and professional manner.

Financial Overview

Category	FY 2025 Adopted Budget	FY 2026 Adopted Budget	FY 2027 Tentative Budget
Personnel	$ 16,823,817	$ 16,466,302	$ 19,031,736
Operating	4,470,256	4,993,307	4,410,611
Operating Capital	225,750	208,446	402,143
Total	**$ 21,519,823**	**$ 21,668,055**	**$ 23,844,490**

FY 2026 Highlights and Accomplishments

Prosperous, Resilient, and Sustainable Economy

- Obtained additional grant funding from the Palm Beach County Health Department for EMS needs.
- Conducted Medicaid self-audit for continued participation in the state Public Emergency Medical Transport (PEMT) Program.
- Conducted Medicaid self-audit to ensure that Medicaid reimbursement is not reduced by 10%.
- Continuing to leverage grants for operational needs.
- Submitted grants for SAFER to address operational staffing concerns.
- Submitted an AFG grant to obtain the equipment needed to replace older and outdated equipment.

Great Neighborhoods

- Conducted Mutual Aid training with surrounding municipalities.
- Continued to work with our internal and external stakeholders on public safety and community resiliency. (FPL, USCG, DHS, Palm Beach County School Board.)
- Continued to work with the North County Chamber of Commerce.
- Maintain active participation in the various fire and EMS associations throughout the county and the state.
- Worked with local educational institutions on developing local opportunities for a career in Fire/EMS.

Operational Excellence

- Relocated crews to temporary Station 86.
- Obtained grants to offset funding for the rising cost of EMS medications and equipment.
- Obtained additional funding for out-of-service training.
- Purchased new EMS equipment (LP 35, Lucus 3.0, Power Stretchers, Power Loader, Stair Chairs).
- Purchased new PFAS free fire bunker gear.
- Held community swimming lessons. (Drowning Prevention Week).

Government Stewardship and Accountability

- Revised departmental rules and regulations.
- Continued to update the procedural manual to bring tactics and strategies up to date.
- Provided incentives for Fire Investigators to ensure a timely turnaround of fire reports.
- Implemented systems to ensure accurate estimations for medication orders.
- Continued to provide incentives for Mental Health and Wellness Service dog handlers.

Community Engagement and Empowerment

- Continued and enhanced community outreach on careers in the fire service within local schools.
- Continued working with the Red Cross to install smoke detectors throughout the community.
- Provided blood pressure and Glucose checks during EMS Week in May.
- Provided free swimming lessons for all ages during Drowning Prevent week.
- Provided training to the community on CPR, Stop the Bleed, and AED use.
- Donated EMS equipment to local schools for vocational training.
- Collaborated with the Youth Empowerment Program on career awareness and options in the fire and EMS field.
- Provided career awareness for residences that participated in the Citizens Leadership Academy.

FY 2027 Objectives and Performance Measures

Prosperous, Resilient, and Sustainable Economy

- Obtain additional grant funding from the Palm Beach County Health Department for EMS needs.
- Continuing to leverage grants for operational needs.
- Continue to submit grants for SAFER to address operational staffing concerns.
- Submit for an AFG grant to obtain the equipment needed to replace old and outdated equipment.
- Negotiate with the IAFF and the contract to ensure our ability to recruit and retain firefighters.

Great Neighborhoods

- Continue mutual aid training with surrounding municipalities.
- Continue working with our internal and external stakeholders on public safety and community resilience.
- Continue to work with the North County Chamber of Commerce.
- Maintain active participation in the various fire and EMS associations throughout the county and the state.
- Working with local educational institutions on developing local opportunities for a career in Fire and EMS.

Operational Excellence

- Continue with the construction of Fire Station 86
- Continuing to revise departmental rules and regulations
- Conduct a community-driven Five-year Strategic Plan
- Increase minimum daily staffing to meet county minimum standards
- Draft an automatic aid agreement to begin closing gaps on accreditation
- Bring in Subject Matter Experts (SMEs) to ensure an All-Hazards response readiness.

Government Stewardship and Accountability

- Continuing to revise departmental rules and regulations.
- Continuing to update the procedural manual to bring tactics and strategies up to date.
- Providing incentives for Fire Investigators to ensure a timely turnaround of fire reports.
- Implemented systems to ensure accurate estimations for medication orders.
- Continuing to provide incentives for Mental Health and Wellness Service dog handlers.

Community Engagement and Empowerment

- Continue and enhance community outreach on careers in the fire service within local schools.
- Continue working with the Red Cross to install smoke detectors throughout the community.
- Held the annual Health and Safety Fair for the community.
- Provide training to the community on CPR, Stop the Bleed, and AED use.
- Provide sponsorships for community members looking to pursue a career in the fire service.
- Continue working with Youth Empowerment Program on career awareness and options in the fire and EMS field.

Performance Measures

Strategic Goals	Performance Measure	FY 2025 Actual	FY 2026 Target	FY 2026 Projected	FY 2027 Target
Great Neighborhoods	Number of fire inspections conducted	2,900	1,137	3,000	3,500
Operational Excellence	Average response time to a call in minutes	5:48	5:45	05:50	05:43
Government Stewardship and Accountability	Number of Public Service Announcements viewed via social media platforms	30,000	60,000	40,000	100,000
Community Engagement and Empowerment	Number of public education events held	25	21	30	30

Strategic Goals	Performance Measure	FY 2025 Actual	FY 2026 Target	FY 2026 Projected	FY 2027 Target
Community Engagement and Empowerment	Number of participants attending the public education events	1,000	1,000	1,000	1,000

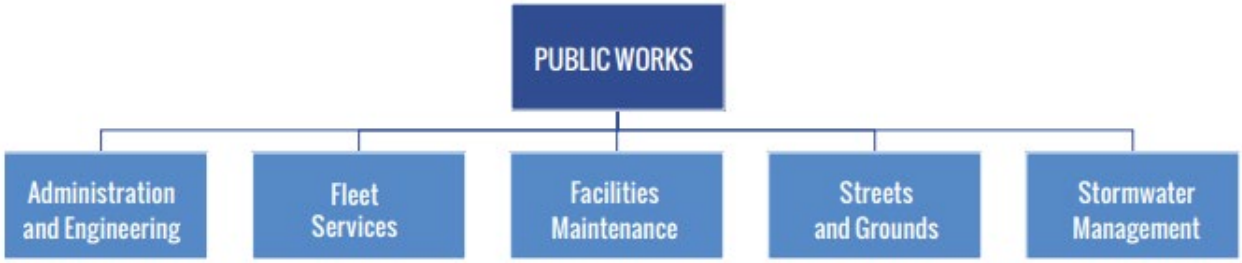

Department Overview

The Public Works Department is committed to providing reliable, high-quality services that foster a safe, healthy, and vibrant community environment through exceptional customer service. Organized into five divisions, the department ensures efficient management of resources and responsive oversight of publicly owned infrastructure and facilities.

The Administration and Engineering Division oversees budgetary matters, resource allocation, and personnel activities, while also managing Solid Waste Management contractor operations to uphold service standards for garbage collection and recycling. The Engineering section within this division manages the City's robust five-year Capital Improvement Plan, known as Reimagine Riviera Beach, and meticulously reviews development plans and permit applications to ensure every project aligns with our vision for sustainability and resilience.

Facilities Maintenance is dedicated to the upkeep of City-owned facilities, buildings, and streetlights, collaborating with Florida Power & Light (FPL) for the maintenance of FPL-owned streetlights.

Fleet Services manages the maintenance, repair scheduling, acquisition, and disposal of City-owned vehicles and equipment through an internal service fund established in Fiscal Year 2018. Additionally, the division provides fuel management services for all City departments.

The Streets and Grounds Division enhances the City's aesthetic appeal by maintaining medians, public rights-of-way, and irrigation systems, while also handling tree trimming, pothole repairs, asphalt restoration, paint markings, sidewalk maintenance, and street marker signage.

The Stormwater Management Division safeguards groundwater quality and prevents street flooding through comprehensive canal maintenance and stormwater control structure upkeep. Operating as an Enterprise Fund, the Stormwater Management Division ensures effective drainage and deters illicit discharges in storm drains citywide through public education and enforcement activities.

Vision

To be a leader in delivering innovative and responsive public works solutions, leveraging cutting-edge technology to enhance community infrastructure while ensuring cost-effective operations and maintaining the highest standards of safety and aesthetic quality for the City's assets.

Mission

Deliver superior public works services to the community and City departments through responsive, technology-driven approaches while maintaining cost-effective operations and ensuring the structural integrity, safety, and aesthetic appeal of the City's buildings, vehicles, and assets.

Financial Overview

Category	FY 2025 Adopted Budget	FY 2026 Adopted Budget	FY 2027 Tentative Budget
Personnel	$ 2,433,311	$ 2,629,639	$ 2,787,256
Operating	5,058,103	5,067,019	5,175,348
Total	**$ 7,491,414**	**$ 7,696,658**	**$ 7,962,604**

FY 2026 Highlights and Accomplishments

Prosperous, Resilient and Sustainable Economy

- Upgraded 100 streetlight fixtures with more efficient and energy-saving LED fixtures.
- Managed the city's ongoing grant funded citywide vulnerability assessment, conducted a survey. to solicit public input, and a final public workshop to provide project details.
- Procured five fully electric vehicles for the City's fleet.

Great Neighborhoods

- Continued the implementation of a Citywide litter abatement program involving regularly. scheduled activities and special programs citywide and in targeted areas
- Hosted citywide community cleanup, bulk drop off, document shredding, and hazardous household waste collection events.
- Completed trimming of trees along major arterials and collector roadways.
- Completed cleaning and repairs of neighborhood identification monument signs.
- Completed milling and resurfacing of 15 lane miles of roadway.
- Completed repair and replacement of over 2,000 LF of sidewalk.
- Refreshed pavement markings at several school crosswalks, intersections and approaches to speed humps.
- Removed over 50,000 pounds of litter from right-of-way and open spaces.
- Completed comprehensive street lighting study, to determine current service levels and plan for future streetlight improvements.

Operational Excellence

- Provided several training programs for staff to enhance knowledge, skills and work safety.
- Completed replacement of several aged small tools and equipment.
- Completed installation of over 1,000 newly branded street name signs.
- Completed roof replacement, interior and exterior renovations of the Public Library.
- Completed development of a comprehensive Facilities Maintenance Plan.
- Piloted deployment of field devices for real-time work order updates aimed at enhancing service response time.
- Completed update of all required employee certifications.

Government Stewardship and Accountability

- Updated comprehensive annual fleet performance report to provide transparency on costs, usage, and sustainability efforts.
- Completed review of existing city fleet to determine their suitability for replacement with electric or hybrid vehicles to support environmental sustainability and reduce carbon emissions.
- Completed disposal of over 100 surplus city vehicles and equipment.

Community Engagement and Empowerment

- Participated in several community events to showcase a wide range of public services and gather feedback to better serve the community.
- Participated in Citizens Leadership Academy, educating residents on the role, duties, responsibilities and challenges of the Public Works Department.
- Distributed educational materials to residents and businesses regarding illegal dumping and other garbage collection issues.
- Continued collaboration with state, county, and local agencies, as well as the development community, to implement transportation safety and mobility enhancements, fostering a more connected community.

FY 2027 Objectives and Performance Measures

Prosperous, Resilient and Sustainable Economy

- Perform utilization review of assets and inventory items to reduce waste.
- Secure additional financial support for public projects by identifying and pursuing supplemental funding opportunities.

Great Neighborhoods

- Continue citywide right-of-way ADA access enhancement program with emphasis around schools, public facilities, parks, commercial areas and high foot traffic areas.
- Increase the city's tree canopy.
- Host community clean-up, recycling and bulk drop-off events.
- Refresh pavement markings on city owned roadways.
- Complete installation of newly branded street name signs.
- Enhance Infrastructure for non-vehicular resident experience by reviewing, designing and completing pedestrian infrastructure improvements within the City

Operational Excellence

- Maintain a comprehensive inspection program for City facilities.
- Review and update department-wide key performance indicators.
- Implement cross-training program to build a flexible and resilient workforce.
- Maintain and improve City infrastructure by ensuring safe, reliable, and well-maintained roads, sidewalks, infrastructure and public facilities.
- Improve stormwater and drainage systems by reducing flooding risks and protecting water quality through proactive maintenance.
- Improve response time for service requests by responding quickly and effectively to issues and concerns reported by residents.
- Ensure worker safety and promote workforce development by protecting employee health and safety while investing in professional growth.

Government Stewardship and Accountability

- Perform regular utilization review of assets and inventory items to reduce waste.
- Incorporate green building and sustainability goals into public projects.
- Optimize fleet and facilities asset management and maintenance programs by using data-driven methods to manage public assets efficiently and extend their lifespan.

Community Engagement and Empowerment

- Organize neighborhood cleanup and educational events.
- Collaborate with local organizations and schools to promote awareness and involvement in public works programs such litter control, stormwater and solid waste sustainability initiatives.
- Conduct annual resident satisfaction surveys for public works services.
- Provide adequate and timely notifications to all residents impacted by projects and maintenance activities with their neighborhoods.

Performance Measures

Strategic Goals	Performance Measure	FY 2025 Actual	FY 2026 Target	FY 2026 Projected	FY 2027 Target
Great Neighborhoods	Number of neighborhood cleanup events	4	6	5	6
	Pounds of litter removed from right-of-way and open spaces	N/A	50,000	50,000	50,000
Operational Excellence	Number of business days to resolve service requests submitted through Q-Alert	7	5	5	5
	Percentage of work orders addressed within seven business days of receipt	N/A	90%	90%	92%
	Linear feet of sidewalk repaired or replaced	N/A	2,000	2,000	2,500
	Percentage of City-owned streetlights in service	N/A	90%	92%	95%
Government Stewardship and Accountability	Average customer satisfaction rating for solid waste management and disposal services based on annual public surveys	N/A	78%	78%	85%
Community Engagement and Empowerment	Number of community presentations/outreach campaigns conducted	N/A	6	6	8

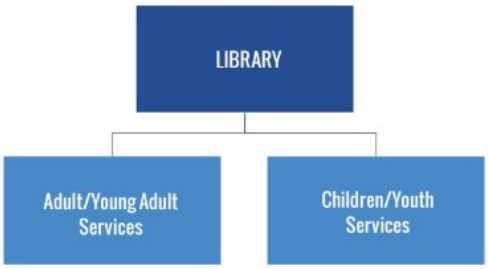

Department Overview

The Riviera Beach Public Library provides services through a variety of approaches. The Library serves as a meeting and destination point for over 300,000 visitors annually; in addition, it provides offsite accessibility to online-accessible electronic resources and makes outreach visits to various educational and civic events. Patrons are provided with access to physical and electronic resources. The Library has been a recipient of continuing State Aid to Libraries operating grant funding since 2010, with funds totaling over $100,000. Collaborative efforts in recent years included the Boys and Girls Club, Palm Beach County Schools, the Dori Slosberg Foundation, local authors within the community, and cross departmental relationships.

Vision

The Riviera Beach Public Library will garner the necessary support to build a state-of-the-art public library which will provide a transformative, educational, cultural, informational, and diverse experience for all beneficiaries.

Mission

The Riviera Beach Public Library staff and board members are dedicated to delivering informational resources, which enhance personal growth, expand educational opportunities, and transform learning through diverse developmental, cultural, learning, and recreational exposures.

Financial Overview

Category	FY 2025 Adopted Budget	FY 2026 Adopted Budget	FY 2027 Tentative Budget
Personnel	$ 764,649	$ 902,914	$ 1,016,669
Operating	422,023	400,226	408,838
Operating Capital	36,750	17,849	17,849
Total	**$ 1,223,422**	**$ 1,320,989**	**$ 1,443,356**

FY 2026 Highlights and Accomplishments

Prosperous, Resilient and Sustainable Economy

- Developed the draft of Riviera Beach Public Library's New Five-Year Strategic Plan.
- Completed improvements and maintenance to the library facility.

Great Neighborhoods

- Expanded the library's Literacy Scope with the addition of 0nsite financial literacy initiatives for the community.
- Successfully forged a long-term commitment to financial literacy initiatives for the community.
- Initiated a resource called "Value Line," which supports the avid financial connoisseur and those who are novices to financial literacy with integration into the digital literacy class curriculum.

Operational Excellence

- Developed a Collection Development Policy to support an evolving library collection which includes the selection of library material, development of collection in terms of donated material, and reconsideration of materials.
- Developed policies that include intellectual freedom, codification of the library's Code of Conduct in Policy, and food purchasing for library events.

Government Stewardship and Accountability

- Strengthened relationships with the National Alliance on Mental Illness.
- Conducted a series of mental health information sessions centered around topics such as "Finding Peace During the Holiday Season," "Understanding Depression," "Mental Health Resources," "Peer Pressure," and more.
- Integrated mental health resources into the library collection considering the Riviera Beach Public Library's commitment to more resources in support health and wellness.

Community Engagement and Empowerment

- Collaborated with the City's Communications and Marketing Department to develop new strategies to seek ways to promote the City's library services to include the establishment of a special drive, where monthly videos of library happenings can be seen in strategic locations.
- Increased visibility of essential programs through the Blue Heron Newsletter
- Recommended integration of a new Canva Account, which allows library staff to gain hands on experience as it relates flyer construction and graphic design. This method also provides a cost saving benefit.

FY 2027 Objectives and Performance Measures

Prosperous, Resilient and Sustainable Economy

- Seek opportunities to promote the library in conjunction with the "New Era of Riviera Beach Public Library Services."

Great Neighborhoods

- Implement new initiatives, where there is a stronger emphasis on crafts and hands-on engagement

Operational Excellence

- Explore enhanced mechanisms which further support the employee to customer relationships.
- Implementation of reference recap correspondences after extensive reference questions.
- Utilize a new library brochure which will be a standard component of the library card sign up process
- Removal of the reference desk shields that have been utilized since the COVID-19 era to help eliminate any perceived physical barriers between the public and the reference desk staff.

Government Stewardship and Accountability

- Implement a relationship called, "Empower Thy Community" with Beyond the Valley which involves a series or programs, which center around various components that make up a thriving community such as education and further expansion on mental health.
- Establish a relationship with the YWCA in support of job and career sessions in support of the traditional job seeker.
- Establish additional relationship with the YWCA in support of information sessions pertaining to victim services.
- Further expand on various existing relationships that the library has in the way of public health with a stronger emphasis on environmental health issues.

Community Engagement and Empowerment

- Implement summer reading engagement mechanisms

Performance Measures

Strategic Goals	Performance Measure	FY 2025 Actual	FY 2026 Target	FY 2026 Projected	FY 2027 Target
Prosperous, Resilient and Sustainable Economy	Obtain a need- based physical collection, with a focus on strategic areas such as jobs and careers, diversity and inclusion, resources for veterans, seniors, and technology.	96	150	175	150
Great Neighborhoods	Expand social media efforts to enhance message about library services	N/A	75	125	125
Operational Excellence	Increase in library programming	415	400	400	400
Government Stewardship and Accountability	Increase In Library Attendance	3,480	3,850	3,500	3,600
Community Engagement and Empowerment	Enhancement of Community Outreach Presence	N/A	N/A	N/A	15

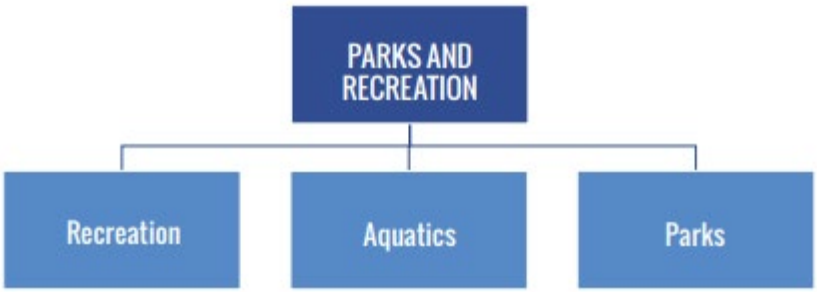

Department Overview

The Parks and Recreation Department is committed to enhancing the quality of life for Riviera Beach residents of all ages by offering diverse and high-quality recreational opportunities. The Department plays a vital role in fostering an active lifestyle, connecting the community, and providing experiences that promote life skills, social interaction, and community growth. The Department consists of the Recreation, Aquatics, and Parks divisions.

Vision

To be a leading provider of innovative, accessible, and inclusive recreational opportunities, where residents and visitors can experience the true spirit of Riviera Beach. By continually enhancing our parks, facilities, and programs, we aim to create a thriving community that invites all to "See what lies beneath"

Mission

To provide exceptional recreational facilities and programs that enhance the quality of life for all residents, foster an active, vibrant community. Through our commitment to excellence, we aim to make Riviera Beach a place where everyone can explore, engage, and connect.

Department Financial Overview

Category	FY 2025 Adopted Budget	FY 2026 Adopted Budget	FY 2027 Tentative Budget
Personnel	$ 3,005,005	$ 2,851,546	$ 3,120,765
Operating	3,373,335	4,517,919	4,516,001
Total	**$ 6,378,340**	**$ 7,369,465**	**$ 7,636,766**

PARKS AND RECREATION

FY 2026 Highlights and Accomplishments

Prosperous, Resilient and Sustainable Economy

- Secured grant funding to support park and facility improvements.
- Increased number of partnerships with local businesses for sponsorships to support recreation programs.

Great Neighborhoods

- Re-opened Dan Calloway Splash Pad.
- Improved Sadie McCray Park.
- Upgraded Wi-Fi in the Parks with access to high speed internet.
- Renovated the Lindsey Davis Senior Community Center.

Operational Excellence

- Increased number of recreation programs.
- Implemented marketing strategies to increase programs awareness.
- Increased the number of staff training opportunities.

Government Stewardship and Accountability

- Advanced implementation of the Parks Master Plan initiatives.
- Relaunched T-PAR system for access to online registration for recreation programs and facility rentals.

Community Engagement and Empowerment

- Hosted various community meetings for public input on future park projects.
- Conducted scheduled Recreation Advisory Board Meetings.
- Purchased a Portable Community Concert Stage to support community events.

FY 2027 Objectives and Performance Measures

Prosperous, Resilient and Sustainable Economy

- Secure grant funding to support park improvements, recreation facility enhancements, and recreation programming.
- Increase revenue generated from recreation programs and facility rentals.

Great Neighborhoods

- Develop the Parks Maintenance Plan to improve park aesthetics and safety.
- Expand outreach efforts to increase awareness of recreation opportunities.
- Increase the number and diversity of programs that promote community connection.
- Improve access to the Municipal Beach.

PARKS AND RECREATION

Operational Excellence

- Implementation of asset inventory program.
- Increase number of staff training to improve staff performance.

Government Stewardship and Accountability

- Enhance access to online registration and facility rental to improve customer service and operational efficiency.
- Implement marketing strategies to improve public awareness of recreation opportunities and services.

Community Engagement and Empowerment

- Provide opportunities for recreation participants input through program surveys.
- Expand programming for seniors to promote health and wellness.
- Increase volunteer opportunities to connect the community.

Performance Measures

Strategic Goals	Performance Measure	FY 2025 Actual	FY 2026 Target	FY 2026 Projected	FY 2027 Target
Prosperous, Resilient and Sustainable Economy	Number of grants for parks and recreation programs, park improvements, and facility improvements.	4	5	5	5
Great Neighborhoods	Number of new recreation programs offered.	5	8	8	8
Operational Excellence	Number of Parks Master Plan projects completed.	4	5	5	4
Government Stewardship and Accountability	Use of technological improvement projects to improve operations and efficiency	4	4	2	3
Community Engagement and Empowerment	Number of community engagement meetings and events.	8	8	4	8

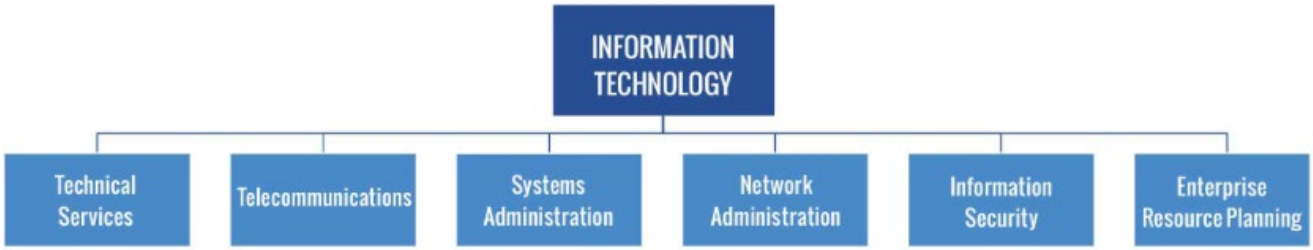

Department Overview

Information Technology (IT) is responsible for managing, developing, implementing, and maintaining the City's technology. IT collaborates with the City's Departments to support daily business operations, future technology planning, and capital projects. IT will continue working to improve business processes, ensuring the safety of data and services, and utilize technology to continue improving the quality of support for the City's residents.

Vision

To create a connected and inclusive digital city where technology simplifies access to services, fosters transparency, and enhances the everyday experience of our residents, businesses, and visitors.

Mission

To provide secure and reliable information technology services to the City of Riviera Beach, employees, citizens, and visitors, by designing and maintaining enterprise systems through innovative solutions that enable city departments to provide high-quality services to our community.

Financial Overview

Category	FY 2025 Adopted Budget	FY 2026 Adopted Budget	FY 2027 Tentative Budget
Personnel	$ 1,570,440	$ 1,579,071	$ 1,529,920
Operating	3,941,756	3,966,449	4,335,365
Operating Capital	268,525	235,201	541,000
Total	**$ 5,780,721**	**$ 5,780,721**	**$ 6,406,285**

FY 2026 Highlights and Accomplishments

Prosperous, Resilient and Sustainable Economy

- Completed an audit of data circuits and cellular lines to eliminate and consolidate lines where feasible to eliminate unnecessary spending and overbilling.
- Worked closely with the Utility Special District to ensure that current plant technology is modernized with redundancies built in to ensure that water operations always remain operational.
- Worked closely with City Fire Department to ensure that new Fire Station 86 is designed with the latest technology to ensure technical operations and communications always remain functional and during impactful events.

Great Neighborhoods

- Implemented Mobile Print at the Library to enable Citizen's to print from mobile phone.
- Implemented reservation system at the City's library.
- Completed the Wi-Fi in the Parks project to offer free upgraded performing Wi-Fi in four parks with plans to expand to more City parks.
- Kept Wi-Fi access for the public operation in City buildings.

Operational Excellence

- Evaluated the City's cybersecurity posture and implemented new cybersecurity solutions to significantly improve the cyber safety of the City's Information Technology infrastructure, data, and services.
- Built and deployed new City print server to mitigate printing problems and bring printing technology to the current.
- Established a change management process within the department to open lines of communication and collaboration when working with City technology.
- Created and filled an Enterprise Resource Planning (ERP) Technical position to support the City's Tyler Technologies City ERP to support the system and enable the City to leverage the ERP Technology for expanded services for the public.

Government Stewardship and Accountability

- Continued to monitor expenses while researching cutting-edge hardware and software solutions that will keep the City on the cutting edge of technology while continuing training for City users.
- Researched replacement technology solutions with plans to implement more cost-effective solutions in next fiscal year.
- Developed plan to replace current desktop phones with new solutions to significantly reduce desktop phone costs.

- Developed plan to replace the current virtual server solution with a significantly cheaper solution.
- Established new City computer asset management and computer patching application to ensure city computers are kept current to avoid cyber-attacks.

Community Engagement and Empowerment

- Embarked on smart City initiatives including improved audio-visual technology implementations at the Library for community engagement and training.
- Completed network and Wi-Fi modernization at Tate and Wells Recreation Center for outstanding internet access for Citizens.
- Presented the role of the IT Department to the citizens participating in the Citizen's Leadership Academy program.
- Maintained free Wi-Fi in public spaces ensures for persons who may not have internet access at home, in order to stay connected, access educational resources, job opportunities, and government services.

FY 2027 Objectives and Performance Measures

Prosperous, Resilient and Sustainable Economy

- Collaborate with the Riviera Beach Police Department on its capital projects to ensure that the new City Police Department technology is designed and built with best-practice solutions in mind to ensure that the new Police Department services the City to the utmost potential.
- Continue working with City Fire Department to ensure that new Fire Station 86 is completed with the latest technology to ensure technical operations and communications always remain functional and during impactful events.
- Participate in the Lindsey Davis Community Center to ensure that adequate technology and audio-visual solutions are implemented.

Great Neighborhoods

- Expand the Wi-Fi access in the City's parks to offer free upgraded performance Wi-Fi in additional City parks.
- Collaborate with Riviera Beach CRA to ensure that the new Foundcare Incubator building will have proper technology and audio-visual solutions in place to service the City's residents.
- Working closely with the Utility Special District to ensure that the new water plant technology is modernized with redundancy built in to ensure that the water operations always remain operational.

INFORMATION TECHNOLOGY

Operational Excellence

- Continue supporting the City's Tyler Technologies solution and expand its capabilities to leverage the ERP Technology for expanded services for the public.
- Establish information technology framework to ensure that all new implementations by the Information Technology Department are built with resiliency, redundancy, and backups to ensure continuity of business operations for the City given any impacting event.

Government Stewardship and Accountability

- Implement a new ticketing system more in line with supporting an organization with information technology in mind.
- Continue researching and implementing cybersecurity tools to maximize protection for the City's services for supporting the residents.

Community Engagement and Empowerment

- Continue to expand technology services at the public library.
- Continue to expand Wi-Fi availability at City sites.

Performance Measures

Strategic Goals	Performance Measure	FY 2025 Actual	FY 2026 Target	FY 2026 Projected	FY 2027 Target
Great Neighborhoods	Average response time to Wi-Fi issues in City parks and facilities	60 minutes	60 minutes	60 minutes	30 minutes
Operational Excellence	Average incident response time	35 minutes	30 minutes	30 minutes	28 minutes
Community Engagement and Empowerment	Percentage participation in community events	100%	100%	100%	100%

FLEET SERVICES

Overview

The Fleet Services Fund is used to account for the expenses associated with purchasing and maintaining the City's vehicles. Public Works Department, through its Fleet Services Division, is responsible for maintaining, repairing, and scheduling repairs for City-owned vehicles and large equipment. This division is responsible for the acquisition and disposal of vehicles and equipment

Mission

Our mission is to deliver exceptional customer service to all internal clients by providing responsive, cost-effective, and sustainable fleet, equipment, and fuel services. We are dedicated to understanding our customers' fleet needs, utilizing technology and industry best practices to maximize the service life of all fleet assets through timely preventative maintenance and inspection programs. Our commitment ensures reliable and environmentally responsible resources to better serve our community and residents.

Financial Overview

Category	FY 2025 Adopted Budget	FY 2026 Adopted Budget	FY 2027 Tentative Budget
Personnel	$ 157,205	$ 174,928	$ 115,542
Operating	2,524,744	2,396,686	2,232,131
Total	**$ 2,681,949**	**$ 2,571,614**	**$ 2,347,673**

FY 2026 Highlights and Accomplishments

Prosperous, Resilient and Sustainable Economy

- Initiated a comprehensive audit of the warehouse inventory to improve inventory management.
- Completed disposition of over 100 surplus vehicles and equipment to optimize storage space.
- Introduced five fully electric units into the City's fleet to help reduce fuel consumption and enhance environmental sustainability.

Operational Excellence

- Increased the frequency and enhanced the quality of preventive maintenance checks, resulting in a reduction in vehicle downtime and improved fleet reliability.
- Integrated advanced telematics and fleet management software to effectively evaluate vehicle utilization, and enhance real-time decision-making, leading to increased operational efficiency and performance.

Government Stewardship and Accountability

- Developed a comprehensive annual fleet performance report to provide transparency on operational costs, vehicle usage, and sustainability efforts, supporting data-driven decision-making and accountability.
- Completed installation of dash cameras in city vehicles to enhance driver accountability and risk management for insurance benefits.

FY 2027 Objectives and Performance Measures

Prosperous, Resilient and Sustainable Economy

- Continue the transition of the city's fleet to electric or hybrid vehicles to advance environmental sustainability efforts and significantly reduce carbon emissions.
- Identify, document, and properly dispose surplus, obsolete or unused fleet assets to optimize storage space, enhance inventory accuracy, and improve overall fleet management efficiency.

Operational Excellence

- Enhance integration of advanced telematics and fleet management software across 100% of fleet vehicles to optimize vehicle utilization and support real-time decision-making.
- Implement a comprehensive preventative maintenance program by increasing inspection frequency and utilizing advanced diagnostic tools to target critical components, aiming to reduce vehicle downtime and boost overall fleet reliability.

Government Stewardship and Accountability

- Maintain 100% compliance with all federal, state, and local regulations by conducting regular audits, implementing ongoing staff training sessions, and continuously updating policies to reflect regulatory changes.

Performance Measures

Strategic Goals	Performance Measure	FY 2025 Actual	FY 2026 Target	FY 2026 Projected	FY 2027 Target
Prosperous, Resilient and Sustainable Economy	Percentage of hybrid and electric vehicles in light-duty fleet	1%	5%	5%	10%
Operational Excellence	Percentage of fleet availability	N/A	90%	95%	95%
Government Stewardship and Accountability	Percentage of accurate inventory records during physical inventory audit	98%	98%	98%	99%

UTILITY SPECIAL DISTRICT

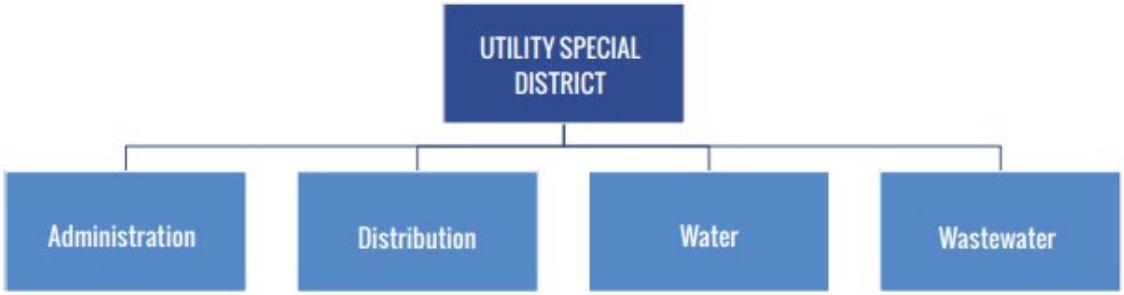

Department Overview

The Utility Special District (USD) is responsible for producing and distributing safe drinking water and providing wastewater collection/transmission throughout its service area. USD owns, operates, and maintains water and wastewater facilities that serve the corporate limits of the City of Riviera Beach, the Town of Palm Beach Shores, and unincorporated Palm Beach County comprising a service area of approximately eleven square miles.

The USD's water facilities include raw water supply wells, a water treatment plant, a water transmission and distribution system, and storage and re-pumping facilities. The water system consists of an eastern and western wellfields, which are drilled into a surficial aquifer to provide raw water for the water system. The USD supplies drinking water to a population of approximately 44,000. The water treatment plant consists of, in part, a lime softening and filtration process with permitted capacity of 17.5 million gallons per day.

The USD owns, operates and maintains wastewater facilities in generally the same service area as the water distribution system. The wastewater facilities include a gravity wastewater collection system, wastewater pumping stations, and wastewater transmission piping. A small percentage of customers currently do not have service from both the water and wastewater systems. Such customers, however, are expected to be serviced by both systems in the future. The USD's wastewater and that received from the Town of Mangonia Park is conveyed to the East Central Regional Water Reclamation Facility (ECR) for treatment.

The ECR is operated by the City of West Palm Beach, Florida but owned by the City of West Palm Beach, the City of Lake Worth, the City of Riviera Beach, the Town of Palm Beach, and Palm Beach County. The USD owns 8.0 MGD of wastewater treatment and disposal capacity in the ECR, which is more than adequate to meet USD's needs. The USD currently sends approximately 4.4 million gallons per day (MGD) of wastewater to be treated at the ECR.

UTILITY SPECIAL DISTRICT

Vision

To create an organization that is recognized as being excellent stewards of the District's assets, while meeting all of the Federal and State regulations.

Mission

To provide safe, reliable and quality water and wastewater services for our customers in an efficient and cost-effective manner.

Financial Overview

Category	FY 2025 Adopted Budget	FY 2026 Adopted Budget	FY 2027 Tentative Budget
Personnel	$ 7,023,379	$ 7,069,278	$ 7,199,825
Operating	21,113,239	22,910,418	24,117,804
Contingency	2,000,000	2,000,000	1,500,000
Operating Capital	2,250,000	1,000,000	800,000
Transfers out	7,940,832	11,319,331	20,548,136
Total	**$ 40,327,450**	**$ 44,299,027**	**$ 54,165,765**

FY 2026 Highlights and Accomplishments

Prosperous, Resilient and Sustainable Economy

- Continued to refine the District's procedures to ensure full regulatory compliance and protect the integrity of our water systems.
- Conducted staff training and technical capabilities to ensure cost-effective service delivery and operational readiness for the advanced technologies integrated into the new treatment plant
- Conducted a comprehensive community outreach program to illustrate the on-going work at the existing water treatment plant. This initiative also highlighted critical rehabilitation and equipment repairs, demonstrating our commitment to maintaining the highest standards of water quality.
- Continuous progress being made on the new water plant design remains steady, with a focus construction and the engineering process also incorporates advanced treatment technologies to ensure full compliance with tightening regulatory standards for emerging contaminants like PFAS and PFOS.

Great Neighborhoods

- Standardized facility maintenance protocols to improve the aesthetic integration of raw water production sites within the community.
- Implemented site-hardening measures to enhance source-water security and visual appeal.
- Modernized well-field infrastructure with a focus on long-term resilience and professional site presentation.

Operational Excellence

- Executed advanced rehabilitation of existing wells, integrating smart sensors and precision controls to meet the rigorous demands of current and future water treatment processes.
- Accelerated the construction of a hardened SCADA architecture, leveraging advanced encryption and automated logic to enhance cybersecurity and operational efficiency.
- Installed intelligent control panels and executed a seamless digital migration of lift stations into a unified centralized control network.
- Implemented specialized technical training to bridge employment gaps and equipping employees with the diagnostic tools needed for modern utility challenges.
- Deployed geographically synced record keeping and AI-driven maintenance planning for critical field assets, including backflow devices, hydrants, and valves.

Government Stewardship and Accountability

- Established and implemented a District-wide cybersecurity framework aligned with Department of Homeland Security (DHS) and Florida Department of Environmental Protection protocols to ensure robust asset protection.
- Updated the District's potable water sampling protocols to ensure full alignment with revised EPA regulations and state-level compliance mandates.
- Facilitated annual comprehensive updates to the Emergency Response Plan (ERP), integrating specialized language to address evolving threat landscapes and operational contingencies.
- Expanded the District's grant research program to identify high value federal and state funding opportunities to help offset new plant construction costs.
- Orchestrated the strategic application of grant funds to optimize the financing structure of the new water treatment facility, reducing the direct financial burden on the District and its constituents.

Community Engagement and Empowerment

- Leveraged Advanced Metering Infrastructure (AMI) to resolve customer inquiries and maintain optimal distribution system performance.
- Assisted residents with measures to lower water bills by providing water conservation devices in-line with our South Florida Water Management, Consumptive use permit.

FY 2027 Objectives and Performance Measures

Prosperous, Resilient and Sustainable Economy

- Support local industry and residential growth by ensuring high-quality, reliable water services and wastewater disposal.
- Employ life-cycle cost analysis and effective asset management to maintain affordable service rates while ensuring the long-term replacement of essential infrastructure.
- Proactively update Emergency Response Plans to address risks like flooding, drought, and extreme weather events.
- Protect critical digital and physical assets from deliberate attacks and accidents to ensure uninterrupted service to communities and businesses.
- Minimize the amount of raw water use from the environment through consumer conservation programs and leak detection in the water distribution system.
- Implement stricter oversight to ensure all contractors are held contractually and financially liable for any damage or environmental risks resulting from its project activities.
- Integrating AI generation tools and simulated learning environments to help operations staff master the complex systems of the future facility, bridging the gap between current expertise and the data-driven requirements of modern water treatment.

Great Neighborhoods

- Provide consistent, "invisible" service that prevents disruptive water and sewer line repairs and protects property values from wastewater collection backups or water outages.
- Prioritize the replacement of aging assets (like lead service lines) in underserved areas to ensure all neighborhoods have a foundation for growth.
- Use grants and conservation programs to keep essential services affordable, supporting neighborhood stability and long-term homeownership.

Operational Excellence

- Use effective asset management to maintain infrastructure at the lowest possible cost over its entire lifespan.
- Invest in employee training and engagement to position the utility as an employer of choice, ensuring a stable and skilled local labor market.
- Use sensors and real-time monitoring to predict system failures before they cause unplanned downtime or service outages.
- Develop and regularly update response protocols for various system events to minimize return-to-service time.
- Maintain inventory for critical spares parts to keep operations running during regional crises.
- Implement leak detection and repair programs to reduce water loss.

- Cultivate a culture of safety and compliance that consistently meets or exceeds all health and environmental quality standards.
- Deploy explicit changes in management processes that encourage staff at all levels to identify and celebrate operational victories.

Government Stewardship and Accountability

- Provide clear, accessible financial reporting and records to maintain high municipal bond ratings and low borrowing costs for infrastructure projects.
- Use competitive and transparent bidding processes to ensure that projects are delivered efficiently and support local vendors where possible.
- Commit to Asset Management Plans that prevent deferred maintenance from being passed on.
- Formalize training and knowledge-transfer protocols to ensure that the loss of key personnel doesn’t result in a loss of operational capability.
- Actively participate in regional planning and emergency management to ensure the utility is integrated into the broader safety net.
- Ensure that all energy, chemicals, and water used in operations are managed with extreme efficiency to respect the public's investment.

Community Engagement and Empowerment

- Prioritize "buy local" and "hire local" programs for utility vacancies and projects to ensure that infrastructure spending cycles back into the neighborhood economy.
- Partner with local schools and community colleges to create clear career paths into the water sector, particularly for youth in underserved areas.
- Share real-time water quality and usage data in easy-to-read formats so businesses and residence can make informed decisions.
- Sustaining the Community Assistance Program through targeted enrollment workshops and a streamlined digital portal for income-qualified households.
- Use utility-sponsored community events to build trust.
- Hosting hybrid community forums and mobile "Utility On-The-Go" pop-up events throughout the service area to foster transparency and solicit direct customer feedback.

UTILITY SPECIAL DISTRICT

Performance Measures

Strategic Goal	Performance Measure	FY 2025 Actual	FY 2026 Target	FY 2026 Projected	FY 2027 Target
Prosperous, Resilient and Sustainable Economy	Average mg/L refined residuals leaving the water plant	4.02	3.8 – 4.0	3.8 – 4.0	3.8 – 4.0
	Average mg/L residuals in the distribution system	2.87	3.0 – 3.5	3.0 – 3.5	3.0 – 3.5
	Number of boil water notices issued	16	<10	<10	<10
	Number of Sanitary Sewer Overflows (SSOs)	16	0	0	0
	Number of pumping stations (lift stations) on bypass	5	0	0	0
Operational Excellence	Number of lost time accidents	4	0	0	0
	Percentage of water quality standards met	100%	100%	100%	100%
	Number of hours to issue a boil water clearance	48 hours	48 hours	48 hours	48 hours
	Percentage of fire hydrants inspected	100%	100%	100%	100%
	Percentage of flow tests performed for fire hydrants	33%	33%	33%	33%
	Percentage of City backflow devices compliance tests performed	100%	95-100%	95-100%	95-100%
	Response time to water complaints	<24 hours	<24 hours	<24 hours	<24 hours
	Percentage of reports sent to regulatory agencies on time	100%	100%	100%	100%

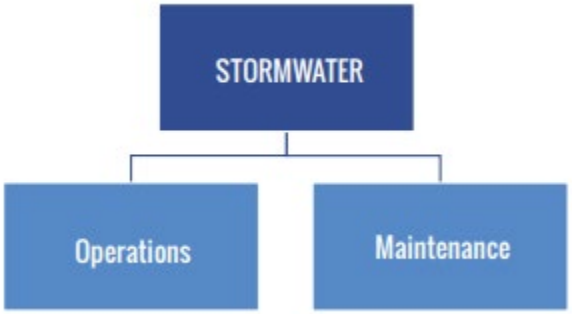

Department Overview

The Stormwater Management Division oversees maintenance of stormwater systems for City residents and its service area. User fees fund operational costs and capital improvements, focusing on water quality enhancements and system maintenance. The division maintains catch basins, canal banks, controls erosion, and conducts street sweeping and new construction inspections. It coordinates annual inspections for the National Pollutant Discharge Elimination System permits under Florida's Department of Environmental Protection and reports for the Small Municipal Stormwater Sewer Systems program.

Mission

The Stormwater Management Division is dedicated to safeguarding water quality and aquatic habitats in our intra-coastal waterways, drainage canals, and retention ponds. The program involves ongoing development of regulations, and rigorous inspections, and maintenance of the City's stormwater infrastructure. It emphasizes public education and engagement in preventing stormwater pollution, managing erosion and sediment, addressing citizen complaints, and deterring and detecting illicit discharges.

Financial Overview

Category	FY 2025 Adopted Budget	FY 2026 Adopted Budget	FY 2027 Tentative Budget
Personnel	$ 735,099	$ 745,360	$ 802,863
Operating	1,652,829	1,965,893	1,813,191
Contingency	400,000	157,100	148,548
Operating Capital	391,250	398,912	100,000
Debt service payments	683,682	711,688	694,525
Transfers out	147,629	151,850	168,198
Total	**$ 4,010,489**	**$ 4,130,803**	**$ 3,727,325**

FY 2026 Highlights and Accomplishments

Prosperous, Resilient and Sustainable Economy

- Continued review and exploration opportunities for implementation of green infrastructure projects—such as bioswales, rain gardens, and permeable pavement—in key redevelopment areas to reduce flooding, improve water quality, and support long-term economic growth by enhancing climate resilience and lowering infrastructure maintenance costs.

Great Neighborhoods

- Completed all NPDES permit required inspections, ensuring timely compliance with regulatory requirements and proactive stormwater system monitoring.
- Provided stormwater support for special events and at-risk residents by ensuring proper drainage management, deploying resources to prevent localized flooding, and maintaining safe, functional infrastructure during high-impact activities and weather conditions.
- Swept over 2,500 miles of streets, removing debris and pollutants from roadways to protect water quality and support stormwater system efficiency.

Operational Excellence

- Completed cleaning of 400 drainage structures.
- Removed over 50,000 pounds of debris from streets and canals, significantly reducing pollutants from entering local waterways.
- Provided in-house professional development opportunities for Stormwater Division staff, enhancing technical skills, regulatory knowledge, and operational effectiveness to support improved service delivery and environmental compliance.
- Implemented GIS based asset inventory and inspection program which allows staff to perform stormwater asset updates and field inspection reports on mobile devices

Government Stewardship and Accountability

- Completed a comprehensive analysis of stormwater utility rates to better understand current funding and infrastructure needs and refine rate forecasting to ensure sustainable financing for future operations budget and capital improvements projects.
- Completed on-time submittal of annual NPDES permit report
- Actively responded to and investigated reports of illicit discharges, ensuring timely resolution, regulatory reporting, and protection of local water bodies.

Community Engagement and Empowerment

- Actively participated in community meetings to provide education on stormwater management, flood prevention, and environmental protection practices, providing direct engagement with residents, business owners, and stakeholders-strengthening partnerships and encouraging public participation in sustainability efforts.
- Conducted "Stormwater Matters" event at schools to educate students on stormwater management and promote best practices for protecting local waterways and infrastructure.

FY 2027 Objectives and Performance Measures

Prosperous, Resilient and Sustainable Economy

- Continue implementation of green infrastructure projects—such as bioswales, rain gardens, and permeable pavement—in key redevelopment areas to reduce flooding, improve water quality, and support long-term economic growth by enhancing climate resilience and lowering infrastructure maintenance costs.

Great Neighborhoods

- Ensure timely and effective environmental oversight by completing all NPDS inspections within one business day of any significant rain event. This proactive approach supports public health and environmental protection efforts throughout our neighborhoods.
- Enhance neighborhood resilience and aesthetics by stabilizing canal banks through targeted iguana control measures, reducing erosion, protecting stormwater infrastructure, and preserving the integrity of community waterways.
- Launch a pilot mosquito control service to reduce mosquito breeding in stormwater structures and retention areas, enhancing public health protection and improving the effectiveness of stormwater management practices.

Operational Excellence

- Conduct regular, schedule inspections of stormwater infrastructure, including Best Management Practices (BMPs), catch basins, pipes, and canals. This proactive approach will help identify and address potential issues early, preventing costly repairs and improving overall system performance.
- Reduce average flood depths and duration by identifying and prioritizing flood-prone zones, enabling targeted infrastructure improvements and proactive stormwater management strategies to enhance community resilience and service efficiency.
- Reduce stormwater runoff volume by implementing green infrastructure solutions such as pervious pavement, rain gardens, and bioswales, promoting effective water infiltration, improving water quality, and enhancing system performance and sustainability.

Government Stewardship and Accountability

- Increase the frequency of NPDES inspections on construction sites to ensure compliance with stormwater regulations, safeguard the existing stormwater network, and uphold environmental protection standards through responsible oversight.
- Ensure continued compliance with all federal, state, and local stormwater regulations by fostering public engagement and conducting regular staff training sessions, reinforcing a culture of transparency, responsibility, and environmental stewardship.
- Promptly respond to and thoroughly investigate all illicit discharge reports to protect water quality, maintain regulatory compliance, and uphold public trust in stormwater system management.

Community Engagement and Empowerment

- Partner with local organizations and schools to raise awareness and encourage active community participation in stormwater resiliency and sustainability initiatives, with a focus on environmental stewardship, flood prevention, and the prevention of illicit discharges.
- Increase educational workshops, outreach programs, and community events to empower residents with the knowledge and tools to actively support stormwater management, environmental protection, and community resilience.

Performance Measures

Strategic Goals	Performance Measure	FY 2025 Actual	FY 2026 Target	FY 2026 Projected	FY 2027 Target
Great Neighborhoods	Percentage of NPDES inspections completed within one business day, following a significant rain event	90%	95%	95%	95%
Operational Excellence	Percentage of drainage structures cleaned (Regulatory requirement – 10%)	N/A	20%	25%	30%
Government Stewardship and Accountability	Compliance rate of stormwater management regulations at construction sites	75%	90%	90%	95%
Community Engagement and Empowerment	Number of community public outreach/ educational events conducted.	2	4	4	5

Department Overview

Effective October 1, 2022, the City entered into an agreement with The Goode Companies of Florida (GCI) to manage solid waste and recycling collection services citywide. Under this agreement, the City assumes responsibility for monthly customer billing and payment collection. GCI is fully accountable for supplying equipment and personnel, eliminating City expenses related to personnel and capital investments. GCI pays franchise fees to the City for the privilege of conducting solid waste collection, transportation, and disposal operations, along with compensating the City for administrative costs, supervision, billing, collection, code enforcement, and other customer service activities.

Vision

To foster a sustainable future by delivering efficiency, safety, and exemplary solid waste management services to the residents and businesses of Riviera Beach.

Mission

To operate a responsive, sustainable waste management, disposal, and recycling system that ensures safety, efficiency, and environmental protection, while enhancing community health and aesthetics, and supporting the City's vision for a sustainable future.

Financial Overview

Category	FY 2025 Adopted Budget	FY 2026 Adopted Budget	FY 2027 Tentative Budget
Operating	$ 5,400,000	$ 5,562,000	$ 5,562,000
Contingency	1,440,000	1,483,200	1,483,200
Total	**$ 6,840,000**	**$ 7,045,200**	**$ 7,045,200**

FY 2026 Highlights and Accomplishments

Prosperous, Resilient and Sustainable Economy

- Supported economic vitality through reliable, uninterrupted sanitation services for commercial corridors and business districts.
- Implemented cost-efficient routing and fleet utilization measures to reduce fuel consumption and operational costs.
- Expanded recycling education and waste diversion initiatives to reduce landfill disposal fees and promote environmental sustainability.
- Pursued grant and partnership opportunities for beautification, litter prevention, and environmental resilience programs.

Great Neighborhoods

- Enhanced neighborhood cleanliness through targeted bulk waste enforcement and illegal dumping mitigation.
- Conducted Spring/Fall Clean-Up & Amnesty Days to assist residents with large bulk and vegetative debris disposal needs
- Increased response times for missed pick-ups and service complaints.
- Addressed nuisance conditions related to container placement, overflow, and right-of-way obstructions.
- Collaborated with Code Enforcement and HOA/Condo Associations to maintain safe, clean collection points.
- Cleaned up 25 illegal dumping sites
- Removed over 5,000 CY of illegal dumped materials from right-of-way and open spaces

Operational Excellence

- Strengthened contractor performance monitoring, including incident reporting and service level tracking.
- Improved routing efficiency and service reliability through operational reviews and field audits.
- Implemented standardized incident report procedures to ensure documentation consistency.
- Enhanced interdepartmental coordination for special events, emergency spills, and service disruptions.
- Utilized data and service analytics to reduce missed pick-ups and improve productivity.
- Completed over 260 requests for new or replacement garbage and recycling containers

Government Stewardship and Accountability

- Ensured compliance with City ordinances, franchise agreements, and environmental regulations.
- Maintained fiscal responsibility through contract oversight and cost-containment practices.

- Improved documentation transparency, including incident reporting and service verification.
- Supported audit readiness through organized recordkeeping and performance reporting.
- Promoted ethical vendor management and service accountability.

Community Engagement and Empowerment

- Expanded public outreach through social media, website updates, and service alerts.
- Promoted recycling, waste reduction, and proper set-out education campaigns.
- Coordinated community clean-ups with Police Department, CRA, and civic groups.
- Participated in neighborhood meetings, HOA forums, and citywide initiatives to discuss solid waste management procedures.
- Developed educational materials and service guides to empower residents with knowledge of sanitation programs.
- Conducted onsite meetings with residents to address non-compliance for bulk and vegetation trash piles.

FY 2027 Objectives and Performance Measures

Prosperous, Resilient and Sustainable Economy

- Maintain reliable and cost-effective solid waste services that support residential stability and business operations.
- Reduce landfill dependency by increasing recycling participation and waste diversion.
- Improve operational efficiency to mitigate rising fuel, labor, and disposal costs.
- Partner with local agencies and event organizers to provide waste services for community events that drive tourism and local spending.

Great Neighborhoods

- Enhance neighborhood cleanliness and aesthetics through proactive service delivery and enforcement.
- Reduce missed pick-ups, illegal dumping, and nuisance conditions related to waste containers.
- Support community beautification through coordinated clean-up initiatives.

Operational Excellence

- Strengthen contractor oversight and accountability through standardized reporting and performance monitoring.
- Improve service reliability through route optimization and operational reviews.
- Enhance internal coordination with Police, Code Enforcement, CRA, and Communications.

Government Stewardship and Accountability

- Ensure compliance with City ordinances, franchise agreements, and environmental regulations.
- Promote fiscal responsibility and transparency in solid waste operations.
- Maintain accurate documentation to support audits and public accountability.

Community Engagement and Empowerment

- Increase resident awareness of solid waste services, schedules, and regulations.
- Expand outreach through digital platforms, community events, and educational campaigns.
- Strengthen partnerships with neighborhoods, HOAs, schools, and civic organizations.

Performance Measures

Strategic Goals	Performance Measure	FY 2025 Actual	FY 2026 Target	FY 2026 Projected	FY 2027 Target
Great Neighborhoods	Number of neighborhood cleanup events held annually, with participation rates and volume of waste collected	4	6	5	6
Operational Excellence	Solid waste service requests completed within 24 hours	N/A	85%	85%	90%
	Percentage of missed residential pickups	N/A	5%	5%	2%
	Percentage of trash collection routes completed on the scheduled day	N/A	90%	92%	95%
	Tagged non-compliance waste piles tagged and addressed within 72 hours	N/A	70%	75%	90%
Government Stewardship and Accountability	Average customer satisfaction rating for solid waste management and disposal services based on annual public surveys	N/A	78%	78%	85%
Community Engagement and Empowerment	Number of community presentations/outreach campaigns conducted	N/A	6	6	8

FY 2027 Tentative Annual Budget Summaries
October 1, 2026 to September 30, 2027

City of Riviera Beach, Florida
Tentative Budget Summary for October 1, 2026 to September 30, 2027 (Budget on First Reading)

GENERAL FUND REVENUES

Account Description	FY 2025 Original Budget	FY 2025 Actual	FY 2026 Original Budget	FYD 2026 Actual	FY 2027 Tentative Budget
AD VALOREM TAXES	$ 69,848,827	$ 70,942,659	$ 75,462,655	$ 76,045,911	$ 78,960,748
AD VALOREM TAXES - DELINQUENT	472,500	85,681	450,000	39,754	450,000
FIRST LOCAL OPTION TAX	547,403	538,571	450,000	397,621	500,000
UTILITY SERV TAX - ELECTRICITY	4,760,000	4,796,192	4,902,800	3,565,780	5,000,000
UTILITY SERV TAX - WATER	1,625,000	1,619,247	1,673,750	1,933,093	2,100,000
UTILITY SERV TAX - GAS	183,750	173,946	189,262	133,299	200,000
COMMUNICATION SERVICES TAX	1,173,777	1,100,198	1,208,990	799,727	1,095,128
LOCAL BUS TAX	1,645,000	2,052,866	1,816,300	3,225,178	2,500,000
BUILDING PERMITS	3,678,336	3,041,902	3,378,262	1,915,838	3,495,595
FRANCHISE FEE - ELECTRICITY	3,900,000	3,638,858	4,017,000	2,009,314	4,020,005
FRANCHISE FEE - GAS	26,250	58,073	27,375	47,024	30,000
FRANCHISE FEE - OTHER	-	67,203	-	47,428	-
IMPACT FEES - CITY ROADS	1,260	-	882	-	-
BUILDING INSPECTIONS	131,250	250,173	135,188	115,319	135,188
STATE GRANT - OTHER	125,422	217,671	129,185	245,544	129,185
STATE REVENUE SHARING	1,708,198	1,749,254	1,762,622	1,194,477	1,774,917
MOBILE HOME LICENSES	10,500	14,164	10,815	8,892	8,500
ALCOHOLIC LICENSE TAX	19,950	17,368	20,548	17,536	20,000
LOCAL GOVERNMENT HALF CENT SALES TAX	3,808,711	3,788,642	3,876,754	2,889,340	3,824,884
FIREFIGHTER SUPPLEMENTAL COMPENSATION	26,250	36,227	27,037	22,590	20,000
LOCAL GRANT - PUBLIC SAFETY	787,500	790,407	811,125	899,848	811,125
LOCAL GRANT - CULTURE RECREATION	-	3,360	-	-	-
PAYMENTS IN LIEU OF TAXES	2,766,717	2,766,717	3,087,199	3,087,199	3,742,125
ADMINISTRATIVE SERVICE FEES	8,559,462	8,785,378	9,528,651	9,574,651	9,421,344
ADMIN SERICE FEE - PBC IMPACT FEE	26,250	114,952	27,038	63,567	50,000
ADMIN SERVIC FEE - STATE BLDG SURCHARGE	-	16	-	-	-
SERVICE CHARGE - LAW ENFORCEMENT	199,500	188,722	205,485	109,021	205,485
SERVICE CHARGE - FIRE PROTECTION	174,037	274,193	179,210	98,926	179,210
SERVICE CHARGE - FIRE PEMT	446,250	318,131	450,000	-	450,000
SERVICE CHARGE - AMBULANCE	2,100,000	2,092,040	2,163,000	2,070,673	2,163,000
SERVICE CHARGE - PHYSICAL ENVIRONMENT	52,500	6,349	54,075	10,544	54,075
SERVICE CHARGE - LIBRARY	2,100	8,632	2,163	6,893	2,163
SERVICE CHARGE - PARKS AND RECREATION	310,000	498,854	319,296	278,674	350,000
SERVICE CHARGE - SPECIAL EVENT	-	3,099	-	7,794	-
FORECLOSURE REGISTRATION FEES	21,000	2,400	21,630	7,000	21,630
DEVELOPMENT REVIEW FEES	105,000	189,877	200,000	155,326	200,000
LIEN SEARCHES	-	142,840	-	111,175	100,000
SERVICE CHARGE - CLERK OFFICE	-	3,421	-	5,107	-
FINES - LOCAL VIOLATIONS	283,500	175,894	292,005	202,235	292,005
FINES - FIRE ALARM	-	35,332	-	53,713	25,000
INVESTMENT EARNINGS	800,000	2,117,993	1,750,000	1,250,798	1,750,000
INVESTMENT EARNINGS-PBC	-	59,067	-	33,490	-
RENT AND LEASES	262,295	228,263	236,495	168,020	231,495
SALE OF SURPLUS ITEMS	26,250	323,831	27,000	611,128	100,000
CONTRIBUTIONS AND DONATIONS	52,500	213,212	54,075	102,948	66,929
LICENSES	-	702	-	702	-
MISCELLANEOUS REVENUES	105,000	93,308	100,000	54,817	100,000
OVER/SHORT	-	9,545	-	316	-
CONCESSIONS - RB CAFE	-	13,632	-	4,453	-
TRANSFER IN FROM FUND 411	1,231,631	1,231,631	1,266,846	1,266,846	1,403,231
TRANSFER IN FROM FUND 460	147,629	147,629	151,850	151,850	168,198
	$ 112,151,505	**$ 115,028,322**	**$ 120,466,568**	**$ 115,041,378**	**$ 126,151,165**

LEGISLATIVE - DISTRICT 1

Account Description	FY 2025 Original Budget	FY 2025 Actual	FY 2026 Original Budget	FYD 2026 Actual	FY 2027 Tentative Budget
REGULAR SALARIES AND WAGES	$ 65,200	$ 53,790	$ 65,200	$ 95,691	$ 76,810
OVERTIME	-	2,239	-	-	-
FICA TAXES	5,000	3,916	5,000	6,982	6,500
RETIREMENT CONTRIBUTIONS-FRS	15,546	12,844	15,546	19,773	17,500
HEALTH AND DENTAL INSURANCE	35,290	31,079	35,290	28,600	35,290
LIFE INSURANCE	185	162	185	123	185
TRAVEL AND PER DIEM	13,125	6,450	13,125	18,046	13,125
PROMOTIONAL ACTIVITIES	11,025	21,217	11,025	14,640	10,000
OPERATING SUPPLIES	1,837	4,306	1,900	981	1,900
SUBSCRIPTIONS AND MEMBERSHIPS	420	790	710	235	710
TRAINING AND EMPLOYEE DEVELOPMENT	1,050	495	11,350	994	11,350
	$ 148,678	**$ 137,289**	**$ 159,331**	**$ 186,064**	**$ 173,370**

LEGISLATIVE - DISTRICT 2

Account Description	FY 2025 Original Budget	FY 2025 Actual	FY 2026 Original Budget	FYD 2026 Actual	FY 2027 Tentative Budget
REGULAR SALARIES AND WAGES	$ 65,200	$ 42,038	$ 65,200	$ 27,630	$ 75,610
OVERTIME	-	68	-	41	-
FICA TAXES	5,000	3,152	5,000	2,087	6,500
RETIREMENT CONTRIBUTIONS-FRS	15,546	12,911	15,546	9,842	17,500
HEALTH AND DENTAL INSURANCE	35,290	27,955	35,290	27,588	35,290
LIFE INSURANCE	185	132	185	121	185
TRAVEL AND PER DIEM	13,125	4,538	13,125	2,413	13,125
PROMOTIONAL ACTIVITIES	11,025	5,008	11,025	-	10,000
OPERATING SUPPLIES	1,837	-	1,900	1	1,900
UNRECONCILED CITY CARD CHARGES	-	-	-	16,104	-
SUBSCRIPTIONS AND MEMBERSHIPS	420	595	710	-	710
TRAINING AND EMPLOYEE DEVELOPMENT	1,050	100	11,350	-	11,350
	$ 148,678	**$ 96,497**	**$ 159,331**	**$ 85,827**	**$ 172,170**

City of Riviera Beach, Florida
Tentative Budget Summary for October 1, 2026 to September 30, 2027 (Budget on First Reading)

LEGISLATIVE - DISTRICT 3

Account Description	FY 2025 Original Budget	FY 2025 Actual	FY 2026 Original Budget	FYD 2026 Actual	FY 2027 Tentative Budget
REGULAR SALARIES AND WAGES	$ 65,200	$ 53,695	$ 65,200	$ 98,170	$ 75,610
OVERTIME	-	620	-	12,832	-
FICA TAXES	5,000	4,130	5,000	8,349	6,500
RETIREMENT CONTRIBUTIONS-FRS	15,546	8,815	15,546	25,477	17,500
HEALTH AND DENTAL INSURANCE	35,290	36,277	35,290	38,708	35,290
LIFE INSURANCE	185	142	185	159	185
TRAVEL AND PER DIEM	13,125	12,016	13,125	3,372	13,125
PROMOTIONAL ACTIVITIES	11,025	22,316	11,025	4,114	10,000
OPERATING SUPPLIES	1,837	6,604	1,900	1,896	1,900
UNRECONCILED CITY CARD CHARGES	-	-	-	28,403	-
SUBSCRIPTIONS AND MEMBERSHIPS	420	3,064	710	710	710
TRAINING AND EMPLOYEE DEVELOPMENT	1,050	4,154	11,350	5,041	11,350
	$ 148,678	**$ 151,834**	**$ 159,331**	**$ 227,232**	**$ 172,170**

City of Riviera Beach, Florida
Tentative Budget Summary for October 1, 2026 to September 30, 2027 (Budget on First Reading)

LEGISLATIVE - DISTRICT 4

Account Description	FY 2025 Original Budget	FY 2025 Actual	FY 2026 Original Budget	FYD 2026 Actual	FY 2027 Tentative Budget
REGULAR SALARIES AND WAGES	$ 65,200	$ 64,742	$ 65,200	$ 80,901	$ 75,610
OVERTIME	-	-	-	26	-
FICA TAXES	5,000	4,858	5,000	6,174	6,500
RETIREMENT CONTRIBUTIONS-FRS	15,546	15,991	15,546	17,218	17,500
HEALTH AND DENTAL INSURANCE	35,290	14,911	35,290	13,663	35,290
LIFE INSURANCE	185	125	185	105	185
TRAVEL AND PER DIEM	13,125	11,933	13,125	4,094	13,125
PROMOTIONAL ACTIVITIES	11,025	28,024	11,025	18,335	10,000
OPERATING SUPPLIES	1,837	1,223	1,900	612	1,900
SUBSCRIPTIONS AND MEMBERSHIPS	420	-	710	-	710
TRAINING AND EMPLOYEE DEVELOPMENT	1,050	850	11,350	95	11,350
	$ 148,678	**$ 142,656**	**$ 159,331**	**$ 141,223**	**$ 172,170**

City of Riviera Beach, Florida
Tentative Budget Summary for October 1, 2026 to September 30, 2027 (Budget on First Reading)

LEGISLATIVE - DISTRICT 5

Account Description	FY 2025 Original Budget	FY 2025 Actual	FY 2026 Original Budget	FYD 2026 Actual	FY 2027 Tentative Budget
REGULAR SALARIES AND WAGES	$ 65,200	$ 57,396	$ 65,200	$ 75,608	$ 75,610
OVERTIME	-	247	-	12	-
FICA TAXES	5,000	4,195	5,000	5,489	6,500
RETIREMENT CONTRIBUTIONS-FRS	15,546	14,402	15,546	7,240	17,500
HEALTH AND DENTAL INSURANCE	35,290	35,244	35,290	29,941	35,290
LIFE INSURANCE	185	159	185	126	185
TRAVEL AND PER DIEM	13,125	10,469	13,125	8,921	13,125
PROMOTIONAL ACTIVITIES	11,025	16,136	11,025	11,486	10,000
OPERATING SUPPLIES	1,837	6	1,900	155	1,900
SUBSCRIPTIONS AND MEMBERSHIPS	420	405	710	-	710
TRAINING AND EMPLOYEE DEVELOPMENT	1,050	330	11,350	1,318	11,350
	$ 148,678	**$ 138,989**	**$ 159,331**	**$ 140,297**	**$ 172,170**

City of Riviera Beach, Florida
Tentative Budget Summary for October 1, 2026 to September 30, 2027 (Budget on First Reading)

LEGISLATIVE - MAYOR

Account Description	FY 2025 Original Budget	FY 2025 Actual	FY 2026 Original Budget	FYD 2026 Actual	FY 2027 Tentative Budget
REGULAR SALARIES AND WAGES	$ 75,706	$ 79,898	$ 81,158	$ 90,223	$ 90,287
OVERTIME	-	3,789	-	3,786	-
FICA TAXES	5,386	6,130	5,546	7,230	7,242
RETIREMENT CONTRIBUTIONS-FRS	20,838	18,920	18,935	19,491	17,500
HEALTH AND DENTAL INSURANCE	35,290	36,634	35,290	33,070	35,290
LIFE INSURANCE	185	145	132	130	185
TRAVEL AND PER DIEM	13,125	14,358	13,125	22,694	13,125
PROMOTIONAL ACTIVITIES	11,025	23,466	11,025	8,600	10,000
OPERATING SUPPLIES	1,837	-	1,900	852	1,900
SUBSCRIPTIONS AND MEMBERSHIPS	420	-	710	12	710
TRAINING AND EMPLOYEE DEVELOPMENT	1,050	(72)	11,350	1,749	11,350
	$ 164,862	**$ 183,269**	**$ 179,171**	**$ 187,836**	**$ 187,589**

LEGISLATIVE - GENERAL ADMINISTRATION

Account Description	FY 2025 Original Budget	FY 2025 Actual	FY 2026 Original Budget	FYD 2026 Actual	FY 2027 Tentative Budget
GENERAL INSURANCE	$ 29,699	$ 29,699	$ -	$ -	$ -
FLEET SERVICES	-	-	36,409	36,409	26,080
INFORMATION TECHNOLOGY SERVICES	38,692	38,692	33,594	33,594	41,635
PROMOTIONAL ACTIVITIES	-	1,294	-	-	-
OPERATING SUPPLIES	5,250	3,166	5,000	2,855	5,000
	$ 73,641	**$ 72,851**	**$ 75,003**	**$ 72,858**	**$ 72,715**

City of Riviera Beach, Florida
Tentative Budget Summary for October 1, 2026 to September 30, 2027 (Budget on First Reading)

CITY ADMINISTRATION - EXECUTIVE

Account Description	FY 2025 Original Budget	FY 2025 Actual	FY 2026 Original Budget	FYD 2026 Actual	FY 2027 Tentative Budget
REGULAR SALARIES AND WAGES	$ 2,005,354	$ 1,798,640	$ 1,849,210	$ 1,740,035	$ 1,875,377
OVERTIME	5,250	28,483	8,500	5,019	8,500
FICA TAXES	118,709	122,687	116,912	112,065	122,190
RETIREMENT CONTRIBUTIONS	55,432	55,432	53,094	63,924	53,094
RETIREMENT CONTRIBUTIONS-FRS	304,761	264,505	172,971	270,736	235,782
HEALTH AND DENTAL INSURANCE	229,244	210,976	215,011	155,913	225,762
LIFE INSURANCE	1,681	1,969	1,117	1,433	1,362
PROFESSIONAL SERVICES	29,079	18,698	29,950	38,926	24,000
CONTRACT SERVICES	27,168	36,228	28,000	19,246	20,000
TRAVEL AND PER DIEM	16,301	4,667	20,000	8,293	20,000
POSTAGE AND FREIGHT	2,100	-	2,163	-	2,163
GENERAL INSURANCE	78,385	78,385	117,183	117,183	117,183
REPAIRS AND MAINTENANCE	1,575	-	1,650	-	1,650
FLEET SERVICES	48,901	48,901	24,691	24,691	97,787
INFORMATION TECHNOLOGY SERVICES	143,713	143,713	117,328	117,328	154,644
PRINTING AND BINDING	1,575	1,780	1,625	1,127	1,625
PROMOTIONAL ACTIVITIES	10,500	35,977	10,815	25,361	10,000
OPERATING SUPPLIES	7,875	19,357	8,110	10,676	8,110
UNRECONCILED CITY CARD CHARGES	-	-	-	5,643	-
SUBSCRIPTIONS AND MEMBERSHIPS	5,250	13,425	5,400	23,550	5,400
TRAINING AND EMPLOYEE DEVELOPMENT	-	5,718	-	2,886	-
CAPITAL - MACHINERY AND EQUIPMENT	5,250	-	5,400	-	5,400
	$ 3,098,103	**$ 2,889,540**	**$ 2,789,130**	**$ 2,744,035**	**$ 2,990,029**

CITY ADMINISTRATION - GENERAL ADMINISTRATION

Account Description	FY 2025 Original Budget	FY 2025 Actual	FY 2026 Original Budget	FYD 2026 Actual	FY 2027 Tentative Budget
RETIREMENT CONTRIBUTIONS	$ 27,494	$ 33,768	$ 26,332	$ 28,092	$ 26,332
RETIREMENT CONTRIBUTIONS-FRS	-	36,634	-	-	-
HEALTH AND DENTAL INSURANCE	-	104	-	64	-
PROFESSIONAL SERVICES	316,250	488,569	693,500	307,906	200,000
CONTRACT SERVICES	175,000	99,289	200,000	96,962	200,000
POSTAGE AND FREIGHT	2,100	4,554	3,978	4,982	3,978
RENTALS AND LEASES	622,260	607,857	640,993	885,574	640,993
REPAIRS AND MAINTENANCE	-	350	-	-	-
FLEET SERVICES	42,854	42,854	11,717	11,717	-
INFORMATION TECHNOLOGY SERVICES	-	-	83,432	83,432	-
PRINTING AND BINDING	1,575	565	1,650	1,062	1,650
PROMOTIONAL ACTIVITIES	26,250	165,752	22,000	40,789	10,000
CITIZENS LEADERSHIP ACADEMY	5,250	-	25,000	11,200	25,000
OTHER CHARGES	6,300	860	5,000	3,784	5,000
OPERATING SUPPLIES	7,875	155,158	65,000	113,236	35,005
UNRECONCILED CITY CARD CHARGES	-	-	-	311	-
SUBSCRIPTIONS AND MEMBERSHIPS	5,250	4,798	5,450	5,524	5,450
SCHOLARSHIPS	31,500	13,000	32,000	10,000	32,000
CONTINGENCY	500,000	-	500,000	-	200,000
TIF PAYMENT TO CRA	8,680,581	8,680,581	9,401,011	9,401,011	10,032,398
OTHER GRANTS AND AIDS	1,375,000	1,331,508	1,375,000	269,653	1,025,000
TRANSFER OUT TO FUND 201	8,608,804	8,608,804	8,896,200	8,896,200	11,188,392
TRANSFER OUT TO FUND 266	1,047,732	1,047,732	1,131,940	1,131,940	1,184,411
TRANSFER OUT TO FUND 312	4,450,000	4,450,000	4,250,000	4,250,000	4,000,000
	$ 25,932,075	**$ 25,772,736**	**$ 27,370,203**	**$ 25,553,439**	**$ 28,815,609**

CITY ADMINISTRATION - YOUTH EMPOWERMENT

Account Description	FY 2025 Original Budget	FY 2025 Actual	FY 2026 Original Budget	FYD 2026 Actual	FY 2027 Tentative Budget
REGULAR SALARIES AND WAGES	$ 109,050	$ 123,858	$ 105,710	$ 114,853	$ 121,183
OVERTIME	-	3,589	-	5,422	-
FICA TAXES	7,368	9,439	7,577	8,647	8,621
RETIREMENT CONTRIBUTIONS	8,204	8,204	7,857	7,857	7,857
RETIREMENT CONTRIBUTIONS-FRS	13,360	17,433	14,409	16,587	17,002
HEALTH AND DENTAL INSURANCE	25,565	14,887	29,346	13,817	30,813
LIFE INSURANCE	132	161	132	159	185
PROFESSIONAL SERVICES	64,400	23,244	66,327	3,274	36,327
CONTRACT SERVICES	73,798	12,028	66,145	32,699	36,145
TRAVEL AND PER DIEM	10,000	16,569	10,300	3,037	10,300
COMMUNICATION SERVICES	5,565	(40)	6,050	265	6,050
UTILITY SERVICES	75,000	10,643	100,000	9,972	100,000
REPAIRS AND MAINTENANCE	35,070	(3,980)	36,500	-	36,500
FLEET SERVICES	50,262	50,262	51,700	51,700	27,522
INFORMATION TECHNOLOGY SERVICES	34,886	34,886	35,593	35,593	37,260
PRINTING AND BINDING	5,000	(2,095)	3,000	(18)	3,000
PROMOTIONAL ACTIVITIES	8,500	16,838	7,755	6,085	5,000
OPERATING SUPPLIES	31,500	14,457	32,445	8,026	32,445
INVENTORY-RB CAFE	30,000	3,987	30,900	3,437	30,900
TRAINING AND EMPLOYEE DEVELOPMENT	36,750	10,040	18,000	3,898	18,000
	$ 624,410	**$ 364,409**	**$ 629,746**	**$ 325,309**	**$ 565,110**

CITY ADMINISTRATION - CIVIL DRUG COURT

Account Description	FY 2025 Original Budget	FY 2025 Actual	FY 2026 Original Budget	FYD 2026 Actual	FY 2027 Tentative Budget
REGULAR SALARIES AND WAGES	$ 219,125	$ 194,359	$ 212,679	$ 231,388	$ 239,506
OVERTIME	1,606	13,364	5,000	5,559	5,000
FICA TAXES	16,046	15,975	15,925	17,480	17,537
RETIREMENT CONTRIBUTIONS	24,279	24,279	23,253	23,253	23,253
RETIREMENT CONTRIBUTIONS-FRS	18,678	22,755	8,117	31,562	33,602
HEALTH AND DENTAL INSURANCE	25,565	48,069	44,018	43,306	46,219
LIFE INSURANCE	166	202	34	133	159
CONTRACT SERVICES	25,000	21,829	51,750	21,498	36,000
TRAVEL AND PER DIEM	2,940	975	9,000	2,030	9,000
GENERAL INSURANCE	20,582	20,582	30,770	30,770	30,770
REPAIRS AND MAINTENANCE	3,150	6,337	3,250	-	3,250
FLEET SERVICES	83,222	83,222	82,732	82,732	38,578
INFORMATION TECHNOLOGY SERVICES	34,886	34,886	41,526	41,526	43,469
PROMOTIONAL ACTIVITIES	8,709	9,846	30,000	14,368	-
OPERATING SUPPLIES	2,730	9,518	4,000	4,778	4,000
SUBSCRIPTIONS AND MEMBERSHIPS	420	-	1,230	220	1,230
BOOKS AND PERIODICALS	525	308	150	-	150
TRAINING AND EMPLOYEE DEVELOPMENT	525	350	700	136	1,000
CAPITAL - MACHINERY AND EQUIPMENT	2,625	-	1,000	-	1,000
	$ 490,779	**$ 506,855**	**$ 565,134**	**$ 550,738**	**$ 533,723**

CITY ADMINISTRATION - JUSTICE SERVICE CENTER

Account Description	FY 2025 Original Budget	FY 2025 Actual	FY 2026 Original Budget	FYD 2026 Actual	FY 2027 Tentative Budget
REGULAR SALARIES AND WAGES	$ 293,197	$ 305,993	$ 279,433	$ 270,207	$ 301,848
OVERTIME	-	3,260	-	2,852	-
FICA TAXES	21,130	23,304	21,041	20,526	22,669
RETIREMENT CONTRIBUTIONS	9,202	9,202	8,813	8,813	8,813
RETIREMENT CONTRIBUTIONS-FRS	43,901	41,208	38,087	37,072	42,350
HEALTH AND DENTAL INSURANCE	59,467	107,828	58,691	55,329	61,626
LIFE INSURANCE	238	297	291	248	291
CONTRACT SERVICES	9,284	5,087	10,000	9,744	10,000
FLEET SERVICES	41,397	41,397	31,032	31,032	14,407
INFORMATION TECHNOLOGY SERVICES	40,701	40,701	35,593	35,593	37,259
OPERATING SUPPLIES	12,000	11,923	9,000	9,645	9,000
TRAINING AND EMPLOYEE DEVELOPMENT	9,284	7,279	10,815	9,979	10,815
	$ 539,801	**$ 597,479**	**$ 502,796**	**$ 491,041**	**$ 519,078**

CITY ADMINISTRATION - ECONOMIC DEVELOPMENT

Account Description	FY 2025 Original Budget	FY 2025 Actual	FY 2026 Original Budget	FYD 2026 Actual	FY 2027 Tentative Budget
REGULAR SALARIES AND WAGES	$ 110,250	$ 45,276	$ 155,250	$ -	$ 121,542
FICA TAXES	8,131	3,464	8,131	-	9,298
RETIREMENT CONTRIBUTIONS	11,308	11,308	10,830	-	-
RETIREMENT CONTRIBUTIONS-FRS	15,027	-	-	-	17,052
HEALTH AND DENTAL INSURANCE	15,131	-	18,431	-	19,353
LIFE INSURANCE	132	-	132	-	-
PROFESSIONAL SERVICES	161,569	-	35,000	40,481	30,000
TRAVEL AND PER DIEM	6,559	-	6,761	-	6,761
POSTAGE AND FREIGHT	262	-	300	-	300
REPAIRS AND MAINTENANCE	262	-	300	-	300
INFORMATION TECHNOLOGY SERVICES	-	-	11,864	11,864	12,420
PRINTING AND BINDING	10,636	-	4,000	-	4,000
PROMOTIONAL ACTIVITIES	1,000	-	500	-	-
OPERATING SUPPLIES	1,575	-	1,200	-	1,200
SUBSCRIPTIONS AND MEMBERSHIPS	900	-	935	-	-
CAPITAL - MACHINERY AND EQUIPMENT	3,150	-	3,250	-	3,250
	$ 345,892	**$ 60,047**	**$ 256,884**	**$ 52,345**	**$ 225,476**

CITY ADMINISTRATION - INTERNAL AUDIT

Account Description	FY 2025 Original Budget	FY 2025 Actual	FY 2026 Original Budget	FYD 2026 Actual	FY 2027 Tentative Budget
REGULAR SALARIES AND WAGES	$ 86,250	$ -	$ 155,000	$ 110,176	$ 186,160
FICA TAXES	6,900	-	6,900	8,106	13,369
RETIREMENT CONTRIBUTIONS-FRS	17,250	-	17,250	15,303	26,118
HEALTH AND DENTAL INSURANCE	-	-	18,431	6,647	19,353
LIFE INSURANCE	572	-	113	77	132
PROFESSIONAL SERVICES	52,500	-	-	-	50,000
CONTRACT SERVICES	5,250	-	5,400	-	5,400
TRAVEL AND PER DIEM	1,800	-	1,810	-	5,600
POSTAGE AND FREIGHT	105	-	100	-	100
REPAIRS AND MAINTENANCE	1,050	-	1,000	-	1,000
INFORMATION TECHNOLOGY SERVICES	11,629	11,629	12,000	12,000	12,420
PRINTING AND BINDING	3,255	-	1,200	-	500
OPERATING SUPPLIES	1,575	-	1,650	-	1,500
SUBSCRIPTIONS AND MEMBERSHIPS	5,137	-	4,255	-	4,255
TRAINING AND EMPLOYEE DEVELOPMENT	6,300	-	3,375	-	6,000
CAPITAL - MACHINERY AND EQUIPMENT	9,450	-	3,250	-	3,250
	$ 209,023	**$ 11,629**	**$ 231,734**	**$ 152,309**	**$ 335,157**

COMMUNICATIONS AND MARKETING

Account Description	FY 2025 Original Budget	FY 2025 Actual	FY 2026 Original Budget	FYD 2026 Actual	FY 2027 Tentative Budget
REGULAR SALARIES AND WAGES	$ -	$ -	$ 448,152	$ 405,227	$ 487,483
OVERTIME	-	-	-	17,657	-
FICA TAXES	-	-	34,278	31,535	35,701
RETIREMENT CONTRIBUTIONS-FRS	-	-	84,904	39,207	35,511
HEALTH AND DENTAL INSURANCE	-	-	78,400	57,654	82,320
LIFE INSURANCE	-	-	581	500	591
PROFESSIONAL SERVICES	-	240	50,000	48,049	40,000
CONTRACT SERVICES	-	-	50,000	49,260	25,000
POSTAGE AND FREIGHT	-	-	10,000	-	10,000
INFORMATION TECHNOLOGY SERVICES	-	-	-	-	62,099
PRINTING AND BINDING	-	2,500	25,000	-	500
OPERATING SUPPLIES	-	-	5,000	3,532	5,000
SUBSCRIPTIONS AND MEMBERSHIPS	-	-	2,500	-	2,500
TRAINING AND EMPLOYEE DEVELOPMENT	-	-	2,500	-	2,500
	$ -	**$ 2,740**	**$ 791,315**	**$ 652,621**	**$ 789,205**

City of Riviera Beach, Florida
Tentative Budget Summary for October 1, 2026 to September 30, 2027 (Budget on First Reading)

FINANCE - ADMINISTRATION

Account Description	FY 2025 Original Budget	FY 2025 Actual	FY 2026 Original Budget	FYD 2026 Actual	FY 2027 Tentative Budget
REGULAR SALARIES AND WAGES	$ 234,396	$ 292,642	$ 284,311	$ 281,413	$ 320,461
OVERTIME	1,050	2,230	1,500	-	-
FICA TAXES	17,236	20,430	19,591	18,255	19,759
RETIREMENT CONTRIBUTIONS	28,492	28,492	-	-	-
RETIREMENT CONTRIBUTIONS-FRS	7,656	9,975	10,268	9,517	10,888
HEALTH AND DENTAL INSURANCE	30,262	29,809	29,346	27,714	30,813
LIFE INSURANCE	139	140	139	121	139
PROFESSIONAL SERVICES	105,000	68,176	54,308	73,522	60,000
ACCOUNTING AND AUDITING	69,300	76,850	100,000	71,480	90,000
BANK CHARGES AND FEES	-	10,915	-	8,255	-
TRAVEL AND PER DIEM	5,250	5,634	5,400	9,481	5,000
GENERAL INSURANCE	11,449	11,449	17,115	17,115	17,115
REPAIRS AND MAINTENANCE	262	-	270	-	270
INFORMATION TECHNOLOGY SERVICES	143,713	143,713	128,776	128,776	124,905
PRINTING AND BINDING	525	3,759	540	513	540
OPERATING SUPPLIES	15,750	7,121	16,221	6,919	15,000
SUBSCRIPTIONS AND MEMBERSHIPS	1,338	3,488	2,000	1,889	2,000
BOOKS AND PERIODICALS	262	506	300	-	300
	$ 672,080	**$ 715,329**	**$ 670,085**	**$ 654,970**	**$ 697,190**

City of Riviera Beach, Florida
Tentative Budget Summary for October 1, 2026 to September 30, 2027 (Budget on First Reading)

FINANCE - FINANCIAL SERVICES

Account Description	FY 2025 Original Budget	FY 2025 Actual	FY 2026 Original Budget	FYD 2026 Actual	FY 2027 Tentative Budget
REGULAR SALARIES AND WAGES	$ 649,405	$ 544,304	$ 624,894	$ 555,382	$ 642,891
OVERTIME	10,500	7,403	10,500	4,308	10,000
FICA TAXES	47,388	41,596	50,904	42,323	48,400
RETIREMENT CONTRIBUTIONS	32,816	32,816	31,429	31,429	31,429
RETIREMENT CONTRIBUTIONS-FRS	68,027	56,408	59,502	57,581	68,338
HEALTH AND DENTAL INSURANCE	102,260	87,775	117,278	89,853	123,142
LIFE INSURANCE	460	432	397	421	529
TRAVEL AND PER DIEM	7,350	8,029	7,575	10,660	5,000
GENERAL INSURANCE	34,052	34,052	50,909	50,909	50,909
REPAIRS AND MAINTENANCE	735	-	750	-	750
PRINTING AND BINDING	7,875	51,904	6,110	7,354	6,110
OPERATING SUPPLIES	12,600	55,833	12,975	7,018	12,975
SUBSCRIPTIONS AND MEMBERSHIPS	735	-	750	499	750
BOOKS AND PERIODICALS	105	-	125	-	125
TRAINING AND EMPLOYEE DEVELOPMENT	6,300	7,944	6,489	10,312	6,489
	$ 980,608	**$ 928,497**	**$ 980,587**	**$ 868,048**	**$ 1,007,837**

FINANCE - TREASURY MANAGEMENT

Account Description	FY 2025 Original Budget	FY 2025 Actual	FY 2026 Original Budget	FYD 2026 Actual	FY 2027 Tentative Budget
REGULAR SALARIES AND WAGES	$ 237,007	$ 305,768	$ 331,161	$ 320,557	$ 339,734
OVERTIME	4,200	1,232	3,500	1,592	3,500
FICA TAXES	18,345	23,099	24,749	24,512	25,578
RETIREMENT CONTRIBUTIONS	-	-	27,288	27,288	27,288
RETIREMENT CONTRIBUTIONS-FRS	33,403	40,114	44,752	43,655	47,665
HEALTH AND DENTAL INSURANCE	63,912	66,370	73,364	63,903	77,032
LIFE INSURANCE	291	314	301	332	354
PROFESSIONAL SERVICES	99,750	116,043	97,000	98,777	90,000
CONTRACT SERVICES	-	3,840	-	2,720	-
BANK CHARGES AND FEES	-	107	-	-	-
TRAVEL AND PER DIEM	3,150	178	3,250	1,149	2,500
POSTAGE AND FREIGHT	3,150	-	3,250	-	3,250
GENERAL INSURANCE	36,488	36,488	54,574	54,574	54,574
REPAIRS AND MAINTENANCE	1,785	-	1,850	372	1,850
INFORMATION TECHNOLOGY SERVICES	55,274	55,274	55,989	55,989	59,478
PRINTING AND BINDING	1,050	110	1,000	-	1,000
OPERATING SUPPLIES	5,985	479	6,650	3,749	6,650
SUBSCRIPTIONS AND MEMBERSHIPS	210	150	225	121	225
TRAINING AND EMPLOYEE DEVELOPMENT	2,100	-	3,500	-	3,500
CAPITAL - MACHINERY AND EQUIPMENT	7,738	-	-	-	-
	$ 573,838	**$ 649,565**	**$ 732,403**	**$ 699,289**	**$ 744,178**

FINANCE - CUSTOMER SERVICE

Account Description	FY 2025 Original Budget	FY 2025 Actual	FY 2026 Original Budget	FYD 2026 Actual	FY 2027 Tentative Budget
REGULAR SALARIES AND WAGES	617,617	613,635	657,027	623,742	599,217
OVERTIME	42,000	44,721	42,000	102,847	50,000
FICA TAXES	40,428	41,873	46,532	53,244	48,218
RETIREMENT CONTRIBUTIONS	48,777	48,777	46,720	46,720	46,720
RETIREMENT CONTRIBUTIONS-FRS	22,021	22,919	30,986	31,261	34,264
HEALTH AND DENTAL INSURANCE	102,260	105,461	93,844	121,959	98,536
LIFE INSURANCE	529	566	635	594	688
CONTRACT SERVICES	26,250	3,902	27,037	4,498	87,037
TRAVEL AND PER DIEM	2,625	2,003	2,750	3,147	2,750
POSTAGE AND FREIGHT	63,000	68,557	65,000	50,218	75,000
GENERAL INSURANCE	101,301	101,301	151,443	151,443	151,443
FLEET SERVICES	48,406	48,406	81,645	81,645	62,839
INFORMATION TECHNOLOGY SERVICES	110,548	110,548	100,781	100,781	118,957
PRINTING AND BINDING	42,000	11,433	18,260	73,068	18,260
OFFICE SUPPLIES	31,500	11,758	29,750	6,223	20,000
OPERATING SUPPLIES	15,750	43,508	42,000	(439)	50,000
TRAINING AND EMPLOYEE DEVELOPMENT	8,599	400	-	2,532	-
CAPITAL - MACHINERY AND EQUIPMENT	-	-	10,000	-	5,000
	$ 1,323,611	**$ 1,279,767**	**$ 1,446,410**	**$ 1,453,482**	**$ 1,468,929**

City of Riviera Beach, Florida
Tentative Budget Summary for October 1, 2026 to September 30, 2027 (Budget on First Reading)

CITY CLERK-RECORDS

Account Description	FY 2025 Original Budget	FY 2025 Actual	FY 2026 Original Budget	FYD 2026 Actual	FY 2027 Tentative Budget
REGULAR SALARIES AND WAGES	$ 256,730	$ 240,170	$ 317,500	$ 240,204	$ 326,560
OVERTIME	8,137	16,279	10,000	19,341	10,000
FICA TAXES	19,380	19,581	23,858	19,687	24,537
RETIREMENT CONTRIBUTIONS	26,718	26,718	25,589	25,589	25,589
RETIREMENT CONTRIBUTIONS-FRS	47,353	28,967	26,483	40,619	45,386
HEALTH AND DENTAL INSURANCE	51,130	38,630	54,918	41,314	57,664
LIFE INSURANCE	79	204	276	169	257
PROFESSIONAL SERVICES	33,600	84,592	30,608	47,403	30,000
CONTRACT SERVICES	36,750	33,046	40,000	48,140	40,000
TRAVEL AND PER DIEM	5,880	5,434	5,375	3,346	5,375
POSTAGE AND FREIGHT	26,250	25,852	27,000	12,594	27,000
GENERAL INSURANCE	22,029	22,029	32,948	32,948	32,948
REPAIRS AND MAINTENANCE	7,080	3,651	6,625	3,836	6,625
FLEET SERVICES	11,720	11,720	8,230	8,230	8,694
INFORMATION TECHNOLOGY SERVICES	55,274	55,274	50,390	50,390	53,530
PRINTING AND BINDING	10,710	10,142	9,750	6,203	9,750
OTHER CHARGES	10,710	10,586	9,000	8,695	9,000
OPERATING SUPPLIES	5,512	7,710	5,000	6,665	5,000
SUBSCRIPTIONS AND MEMBERSHIPS	1,575	2,416	1,040	1,040	1,040
BOOKS AND PERIODICALS	105	-	150	-	150
TRAINING AND EMPLOYEE DEVELOPMENT	5,250	2,647	5,400	2,627	5,400
	$ 641,972	**$ 645,649**	**$ 690,140**	**$ 619,039**	**$ 724,505**

CITY CLERK-ELECTIONS

Account Description	FY 2025 Original Budget	FY 2025 Actual	FY 2026 Original Budget	FYD 2026 Actual	FY 2027 Tentative Budget
CONTRACT SERVICES	$ 125,000	$ 70,997	$ 106,000	$ -	$ 106,000
POSTAGE AND FREIGHT	105	-	150	-	150
PROMOTIONAL ACTIVITIES	535	-	500	1,000	-
OTHER CHARGES	262	3,558	275	-	275
OPERATING SUPPLIES	1,575	-	1,650	76	1,650
	$ 127,477	**$ 74,555**	**$ 108,575**	**$ 1,076**	**$ 108,075**

HUMAN RESOURCES - ADMINISTRATION

Account Description	FY 2025 Original Budget	FY 2025 Actual	FY 2026 Original Budget	FYD 2026 Actual	FY 2027 Tentative Budget
REGULAR SALARIES AND WAGES	$ 615,686	$ 632,870	$ 835,699	$ 634,724	$ 581,447
OVERTIME	262	1,343	1,500	-	1,500
SERVICE AWARDS	-	-	10,000	1,948	10,000
FICA TAXES	44,240	46,123	55,309	56,353	49,151
RETIREMENT CONTRIBUTIONS	20,621	20,621	19,749	19,749	19,749
RETIREMENT CONTRIBUTIONS-FRS	112,840	121,562	140,030	116,105	128,297
HEALTH AND DENTAL INSURANCE	91,695	73,555	77,032	84,815	62,524
LIFE INSURANCE	572	582	687	582	766
PROFESSIONAL SERVICES	73,500	128,799	154,075	177,594	170,000
CONTRACT SERVICES	52,500	90,993	150,000	142,067	140,250
TRAVEL AND PER DIEM	15,750	36,455	20,826	7,013	16,326
GENERAL INSURANCE	25,333	25,333	37,737	37,737	37,737
REPAIRS AND MAINTENANCE	525	195	600	-	600
FLEET SERVICES	17,568	17,568	38,100	38,100	24,839
INFORMATION TECHNOLOGY SERVICES	66,329	66,329	78,385	78,385	83,270
PRINTING AND BINDING	14,700	14,982	5,000	94	5,000
OTHER CHARGES	12,075	12,037	7,500	5,407	7,500
OPERATING SUPPLIES	10,836	19,393	10,160	9,718	10,160
UNRECONCILED CITY CARD CHARGES	-	-	-	4,628	-
SUBSCRIPTIONS AND MEMBERSHIPS	2,310	2,307	7,000	1,884	7,000
BOOKS AND PERIODICALS	1,050	1,009	1,200	-	1,200
TRAINING AND EMPLOYEE DEVELOPMENT	68,250	86,814	73,725	65,941	73,725
	$ 1,246,642	**$ 1,398,870**	**$ 1,724,314**	**$ 1,482,844**	**$ 1,431,041**

HUMAN RESOURCES - RISK MANAGEMENT

Account Description	FY 2025 Original Budget	FY 2025 Actual	FY 2026 Original Budget	FYD 2026 Actual	FY 2027 Tentative Budget
REGULAR SALARIES AND WAGES	$ 283,064	$ 378,569	$ 346,714	$ 206,530	$ 334,854
OVERTIME	168	1,637	2,000	-	2,000
FICA TAXES	20,764	28,023	25,410	14,948	25,040
RETIREMENT CONTRIBUTIONS	11,308	11,308	10,830	10,830	10,830
RETIREMENT CONTRIBUTIONS-FRS	38,581	49,965	47,257	27,326	46,980
HEALTH AND DENTAL INSURANCE	45,393	52,718	40,245	37,293	42,257
LIFE INSURANCE	396	400	506	210	185
UNEMPLOYMENT COMPENSATION	31,500	4,098	-	-	-
CONTRACT SERVICES	237,825	228,549	248,000	207,983	240,000
TRAVEL AND PER DIEM	2,100	2,803	7,000	6,439	7,000
GENERAL INSURANCE	5,222	5,222	7,257	7,257	7,257
FLEET SERVICES	17,568	17,568	13,408	13,408	3,771
INFORMATION TECHNOLOGY SERVICES	33,164	33,164	44,791	44,791	47,583
PRINTING AND BINDING	1,260	914	1,300	260	1,300
OPERATING SUPPLIES	-	35	-	-	-
SUBSCRIPTIONS AND MEMBERSHIPS	840	2,075	1,200	429	1,200
BOOKS AND PERIODICALS	105	30	125	-	125
TRAINING AND EMPLOYEE DEVELOPMENT	26,250	33,229	25,000	2,011	28,750
	$ 755,508	**$ 850,307**	**$ 821,043**	**$ 579,714**	**$ 799,132**

LEGAL

Account Description	FY 2025 Original Budget	FY 2025 Actual	FY 2026 Original Budget	FYD 2026 Actual	FY 2027 Tentative Budget
REGULAR SALARIES AND WAGES	$ 675,968	$ 588,150	$ 807,072	$ 626,026	$ 901,224
OVERTIME	2,730	3,540	2,730	-	2,730
FICA TAXES	44,737	37,927	53,993	41,094	58,520
RETIREMENT CONTRIBUTIONS-FRS	142,675	90,916	81,853	98,712	135,086
HEALTH AND DENTAL INSURANCE	71,377	45,917	62,545	51,249	65,672
LIFE INSURANCE	863	919	894	848	1,030
PROFESSIONAL SERVICES	84,000	84,221	86,520	58,014	85,000
CONTRACT SERVICES	131,250	176,348	135,200	125,477	130,000
TRAVEL AND PER DIEM	6,930	2,090	7,200	7,872	7,200
POSTAGE AND FREIGHT	105	-	120	-	120
GENERAL INSURANCE	22,640	22,640	33,846	33,846	33,846
REPAIRS AND MAINTENANCE	260	-	275	-	275
INFORMATION TECHNOLOGY SERVICES	66,329	66,329	67,187	67,187	71,374
PROMOTIONAL ACTIVITIES	-	-	10,000	4,493	-
OPERATING SUPPLIES	3,150	2,722	3,250	3,263	3,250
SUBSCRIPTIONS AND MEMBERSHIPS	1,575	1,856	1,650	1,649	1,650
BOOKS AND PERIODICALS	3,948	1,350	4,100	3,653	4,100
TRAINING AND EMPLOYEE DEVELOPMENT	4,200	5,385	4,326	4,200	4,326
	$ 1,262,737	**$ 1,130,309**	**$ 1,362,761**	**$ 1,127,582**	**$ 1,505,403**

DEVELOPMENT SERVICES - ADMINISTRATION

Account Description	FY 2025 Original Budget	FY 2025 Actual	FY 2026 Original Budget	FYD 2026 Actual	FY 2027 Tentative Budget
REGULAR SALARIES AND WAGES	$ 362,905	$ 458,647	$ 492,504	$ 503,433	$ 601,066
OVERTIME	9,450	5,532	9,450	475	9,450
FICA TAXES	26,387	33,745	34,700	37,915	41,260
RETIREMENT CONTRIBUTIONS	25,055	25,055	23,996	23,996	23,996
RETIREMENT CONTRIBUTIONS-FRS	78,907	96,599	102,023	95,864	114,413
HEALTH AND DENTAL INSURANCE	51,130	55,151	58,691	49,360	43,567
LIFE INSURANCE	317	436	449	376	370
PROFESSIONAL SERVICES	183,750	116,389	165,000	42,113	137,037
CONTRACT SERVICES	52,500	17,689	-	-	-
TRAVEL AND PER DIEM	5,250	4,441	5,407	1,786	4,326
POSTAGE AND FREIGHT	1,260	-	1,297	-	1,297
GENERAL INSURANCE	5,165	5,165	7,722	7,722	7,722
REPAIRS AND MAINTENANCE	3,675	-	3,785	-	3,785
FLEET SERVICES	-	-	-	-	5,787
INFORMATION TECHNOLOGY SERVICES	418,637	418,637	462,715	462,715	509,215
PRINTING AND BINDING	315	-	325	324	325
OTHER CHARGES	13,390	10,648	13,791	(90,693)	13,791
OPERATING SUPPLIES	22,092	27,875	22,753	5,583	22,753
UNRECONCILED CITY CARD CHARGES	-	-	-	80	-
SUBSCRIPTIONS AND MEMBERSHIPS	1,837	1,704	1,892	1,670	1,892
BOOKS AND PERIODICALS	472	335	486	-	486
TRAINING AND EMPLOYEE DEVELOPMENT	4,830	6,212	4,973	1,349	4,973
CAPITAL - INFRASTRUCTURE	26,250	-	27,000	-	-
	$ 1,293,574	**$ 1,284,260**	**$ 1,438,959**	**$ 1,144,067**	**$ 1,547,511**

DEVELOPMENT SERVICES - PLANNING AND ZONING

Account Description	FY 2025 Original Budget	FY 2025 Actual	FY 2026 Original Budget	FYD 2026 Actual	FY 2027 Tentative Budget
REGULAR SALARIES AND WAGES	$ 519,319	$ 345,320	$ 344,002	$ 353,505	$ 463,391
OVERTIME	15,750	8,376	12,500	385	12,500
FICA TAXES	35,799	25,506	25,534	26,047	34,244
RETIREMENT CONTRIBUTIONS	13,526	13,526	12,954	12,954	12,954
RETIREMENT CONTRIBUTIONS-FRS	48,031	35,257	46,888	43,530	65,015
HEALTH AND DENTAL INSURANCE	78,802	44,175	58,586	48,235	61,515
LIFE INSURANCE	291	264	185	240	238
PROFESSIONAL SERVICES	26,250	56,692	75,000	70,299	72,964
CONTRACT SERVICES	10,605	5,639	10,922	9,596	10,922
TRAVEL AND PER DIEM	6,300	5,689	5,988	705	4,000
GENERAL INSURANCE	21,064	21,064	31,489	31,489	31,489
FLEET SERVICES	62,470	62,470	42,956	42,956	8,620
PRINTING AND BINDING	4,200	1,770	4,326	1,397	4,326
OPERATING SUPPLIES	2,992	2,628	2,581	4,706	4,000
SUBSCRIPTIONS AND MEMBERSHIPS	2,730	1,907	2,813	1,434	2,813
BOOKS AND PERIODICALS	315	-	325	-	325
TRAINING AND EMPLOYEE DEVELOPMENT	7,350	4,602	7,570	2,127	7,570
	$ 855,794	**$ 634,886**	**$ 684,619**	**$ 649,603**	**$ 796,886**

DEVELOPMENT SERVICES - INSPECTIONS

Account Description	FY 2025 Original Budget	FY 2025 Actual	FY 2026 Original Budget	FYD 2026 Actual	FY 2027 Tentative Budget
REGULAR SALARIES AND WAGES	$ 839,218	$ 987,984	$ 1,163,121	$ 867,826	$ 1,178,592
OVERTIME	21,000	18,987	21,000	20,084	21,000
FICA TAXES	60,638	70,137	79,113	65,768	87,208
RETIREMENT CONTRIBUTIONS	17,849	17,849	17,094	17,094	17,094
RETIREMENT CONTRIBUTIONS-FRS	93,027	106,259	123,906	99,747	142,523
HEALTH AND DENTAL INSURANCE	153,389	163,835	205,314	164,413	215,580
LIFE INSURANCE	484	806	862	671	737
TRAVEL AND PER DIEM	6,300	6,378	5,489	5,060	4,000
GENERAL INSURANCE	43,282	43,282	64,705	64,705	64,705
REPAIRS AND MAINTENANCE	1,470	400	1,514	-	1,514
FLEET SERVICES	119,993	119,993	81,171	81,171	64,516
PRINTING AND BINDING	1,050	410	1,081	507	1,081
OPERATING SUPPLIES	3,150	3,364	4,326	12,580	4,326
SUBSCRIPTIONS AND MEMBERSHIPS	1,995	1,680	2,054	2,022	2,054
BOOKS AND PERIODICALS	4,725	1,687	3,866	966	3,866
TRAINING AND EMPLOYEE DEVELOPMENT	6,300	-	6,488	6,523	6,488
	$ 1,373,870	**$ 1,543,051**	**$ 1,781,104**	**$ 1,409,138**	**$ 1,815,284**

DEVELOPMENT SERVICES - CODE COMPLIANCE

Account Description	FY 2025 Original Budget	FY 2025 Actual	FY 2026 Original Budget	FYD 2026 Actual	FY 2027 Tentative Budget
REGULAR SALARIES AND WAGES	$ 664,919	$ 606,516	$ 773,069	$ 564,547	$ 682,411
OVERTIME	7,875	13,564	8,000	15,258	12,000
FICA TAXES	65,691	45,920	57,766	43,641	51,268
RETIREMENT CONTRIBUTIONS	29,268	29,268	28,031	28,031	28,031
RETIREMENT CONTRIBUTIONS-FRS	111,700	70,253	90,043	70,128	83,645
HEALTH AND DENTAL INSURANCE	157,060	139,934	190,642	133,457	182,246
LIFE INSURANCE	547	558	593	531	583
PROFESSIONAL SERVICES	105,000	87,159	75,000	28,020	70,000
TRAVEL AND PER DIEM	5,775	5,168	5,948	5,230	4,000
POSTAGE AND FREIGHT	420	-	432	-	432
GENERAL INSURANCE	41,614	41,614	62,212	62,212	62,212
REPAIRS AND MAINTENANCE	12,568	-	10,000	(416)	10,000
FLEET SERVICES	64,048	64,048	73,178	73,178	72,807
PRINTING AND BINDING	2,625	318	2,703	2,582	5,500
OTHER CHARGES	2,730	1,611	2,811	1,862	2,811
OPERATING SUPPLIES	10,250	18,201	5,557	5,257	5,557
OPERATING SUPPLIES - CLOTHING	-	1,223	-	-	-
SUBSCRIPTIONS AND MEMBERSHIPS	525	170	540	510	540
BOOKS AND PERIODICALS	682	-	702	-	702
	$ 1,283,297	**$ 1,125,524**	**$ 1,387,227**	**$ 1,034,029**	**$ 1,274,745**

DEVELOPMENT SERVICES - BUSINESS TAX RECEIPTS

Account Description	FY 2025 Original Budget	FY 2025 Actual	FY 2026 Original Budget	FYD 2026 Actual	FY 2027 Tentative Budget
REGULAR SALARIES AND WAGES	$ 181,655	$ 108,350	$ 91,024	$ 134,046	$ 140,252
OVERTIME	-	11,575	10,000	8,447	10,000
FICA TAXES	12,686	8,250	5,697	10,102	9,716
RETIREMENT CONTRIBUTIONS-FRS	13,647	2,860	-	7,049	7,267
HEALTH AND DENTAL INSURANCE	45,393	20,505	14,673	28,347	15,407
LIFE INSURANCE	159	72	53	93	106
BANK CHARGES AND FEES	42,000	69,303	43,260	48,939	43,260
TRAVEL AND PER DIEM	6,300	2,585	6,489	1,673	5,000
POSTAGE AND FREIGHT	2,100	-	2,163	-	2,163
PRINTING AND BINDING	6,300	2,902	2,489	-	2,489
OPERATING SUPPLIES	2,625	1,933	3,243	(7,564)	3,243
SUBSCRIPTIONS AND MEMBERSHIPS	912	195	939	910	939
TRAINING AND EMPLOYEE DEVELOPMENT	5,250	1,632	3,366	941	3,366
	$ 319,027	**$ 230,161**	**$ 183,396**	**$ 232,982**	**$ 243,208**

City of Riviera Beach, Florida
Tentative Budget Summary for October 1, 2026 to September 30, 2027 (Budget on First Reading)

PROCUREMENT

Account Description	FY 2025 Original Budget	FY 2025 Actual	FY 2026 Original Budget	FYD 2026 Actual	FY 2027 Tentative Budget
REGULAR SALARIES AND WAGES	$ 610,448	$ 466,280	$ 708,795	$ 551,887	$ 716,250
OVERTIME	2,100	2,378	2,100	2,492	2,100
FICA TAXES	51,088	34,642	53,304	42,538	52,382
RETIREMENT CONTRIBUTIONS	23,503	23,503	22,510	22,510	22,510
RETIREMENT CONTRIBUTIONS-FRS	96,860	43,991	56,947	57,631	76,624
HEALTH AND DENTAL INSURANCE	101,928	64,628	73,364	86,096	95,600
LIFE INSURANCE	212	396	476	472	555
PROFESSIONAL SERVICES	10,500	53,956	134,736	54,521	100,000
CONTRACT SERVICES	-	208,136	-	230	-
TRAVEL AND PER DIEM	2,625	11,561	25,000	3,772	7,500
POSTAGE AND FREIGHT	5,250	-	2,500	768	2,500
GENERAL INSURANCE	29,026	29,026	43,392	43,392	43,392
REPAIRS AND MAINTENANCE	6,050	-	6,231	-	6,231
FLEET SERVICES	35,298	35,298	26,817	26,817	27,232
INFORMATION TECHNOLOGY SERVICES	66,329	66,329	89,583	89,583	95,165
PRINTING AND BINDING	1,050	861	1,000	33	1,000
PROMOTIONAL ACTIVITIES	-	12,062	7,500	14,016	-
OTHER CHARGES	12,600	7,631	12,978	7,081	12,978
OPERATING SUPPLIES	14,700	29,876	15,000	11,552	15,000
UNRECONCILED CITY CARD CHARGES	-	-	-	695	-
SUBSCRIPTIONS AND MEMBERSHIPS	1,050	9,455	2,000	3,608	2,000
BOOKS AND PERIODICALS	-	70	-	-	-
TRAINING AND EMPLOYEE DEVELOPMENT	7,875	7,334	15,000	12,716	15,000
	$ 1,078,492	**$ 1,107,413**	**$ 1,299,233**	**$ 1,032,412**	**$ 1,294,019**

POLICE - OPERATIONS

Account Description	FY 2025 Original Budget	FY 2025 Actual	FY 2026 Original Budget	FYD 2026 Actual	FY 2027 Tentative Budget
REGULAR SALARIES AND WAGES	$ 3,324,968	$ 3,795,639	$ 3,655,162	$ 3,390,132	$ 3,453,680
OVERTIME	350,000	679,767	500,000	418,202	500,000
STANDBY LINE-UP PAY	16,800	-	17,304	-	17,304
FICA TAXES	236,119	320,509	267,323	270,352	275,842
RETIREMENT CONTRIBUTIONS	129,599	129,599	124,124	124,124	124,124
RETIREMENT CONTRIBUTIONS-FRS	286,597	418,635	431,207	361,068	422,725
RETIREMENT CONTRIBUTIONS-185	531,873	531,873	800,745	800,745	930,209
HEALTH AND DENTAL INSURANCE	511,690	561,220	565,717	545,392	594,003
LIFE INSURANCE	2,541	2,891	2,891	2,505	2,799
PROFESSIONAL SERVICES	43,835	39,152	35,714	30,710	33,352
CONTRACT SERVICES	129,570	103,212	175,000	37,794	75,000
TRAVEL AND PER DIEM	21,000	20,638	30,000	23,082	15,000
COMMUNICATION SERVICES	193,200	97,058	202,521	164,943	202,521
POSTAGE AND FREIGHT	5,250	3,562	5,407	1,320	5,407
UTILITY SERVICES	25,000	-	-	-	-
RENTALS AND LEASES	609,010	551,516	627,280	584,811	627,280
GENERAL INSURANCE	382,481	382,481	571,801	571,801	442,799
REPAIRS AND MAINTENANCE	659,400	416,789	619,460	437,217	588,261
FLEET SERVICES - POLICE	2,202,989	1,514,845	2,286,854	1,885,450	2,286,854
INFORMATION TECHNOLOGY SERVICES	2,029,225	2,029,225	2,076,281	2,076,281	2,198,315
PRINTING AND BINDING	11,362	9,758	11,702	3,891	11,702
PROMOTIONAL ACTIVITIES	20,790	26,914	31,896	24,582	-
OPERATING SUPPLIES	127,655	137,307	253,675	174,542	278,825
OPERATING SUPPLIES - CLOTHING	-	37,697	-	-	-
UNRECONCILED CITY CARD CHARGES	-	-	-	(25)	-
SUBSCRIPTIONS AND MEMBERSHIPS	7,610	7,330	10,150	10,092	10,150
BOOKS AND PERIODICALS	814	-	-	-	-
TRAINING AND EMPLOYEE DEVELOPMENT	37,736	34,995	39,358	38,644	52,000
CAPITAL - MACHINERY AND EQUIPMENT	120,160	21,258	49,000	45,115	110,000
	$ 12,017,274	**$ 11,873,871**	**$ 13,390,572**	**$ 12,022,771**	**$ 13,258,152**

POLICE - SUPPORT SERVICES

Account Description	FY 2025 Original Budget	FY 2025 Actual	FY 2026 Original Budget	FYD 2026 Actual	FY 2027 Tentative Budget
REGULAR SALARIES AND WAGES	$ 10,623,028	$ 10,789,859	$ 11,242,893	$ 10,217,676	$ 12,084,610
OVERTIME	650,000	1,100,189	750,000	803,107	750,000
FICA TAXES	764,178	876,610	820,560	802,406	899,250
RETIREMENT CONTRIBUTIONS	17,073	17,073	16,351	16,351	16,351
RETIREMENT CONTRIBUTIONS-FRS	999,004	969,103	1,115,241	1,099,294	1,469,013
RETIREMENT CONTRIBUTIONS-185	942,871	942,871	1,419,510	1,419,510	1,649,016
HEALTH AND DENTAL INSURANCE	1,380,003	1,468,565	1,432,363	1,406,346	1,497,801
LIFE INSURANCE	6,212	6,284	6,352	5,412	6,433
PROFESSIONAL SERVICES	13,451	13,787	13,854	2,495	13,854
TRAVEL AND PER DIEM	10,500	10,408	30,000	19,002	15,000
COMMUNICATION SERVICES	10,341	951	12,176	-	14,576
POSTAGE AND FREIGHT	341	292	1,000	127	1,000
RENTALS AND LEASES	169,672	121,998	145,434	120,627	186,634
GENERAL INSURANCE	1,454,650	1,454,650	2,024,674	2,024,674	1,567,894
REPAIRS AND MAINTENANCE	74,287	68,650	111,001	12,083	111,001
FLEET SERVICES	-	-	-	-	5,787
PRINTING AND BINDING	3,213	-	3,309	-	3,309
OTHER CHARGES	19,950	6,500	20,000	2,700	20,000
OPERATING SUPPLIES	211,370	179,667	223,112	92,173	193,112
OPERATING SUPPLIES - CLOTHING	20,328	14,361	19,500	8,872	30,000
SUBSCRIPTIONS AND MEMBERSHIPS	1,575	1,275	1,622	1,495	1,622
BOOKS AND PERIODICALS	175	-	-	-	3,000
TRAINING AND EMPLOYEE DEVELOPMENT	133,000	112,838	113,250	69,901	118,250
	$ 17,505,222	**$ 18,155,929**	**$ 19,522,202**	**$ 18,124,249**	**$ 20,657,513**

City of Riviera Beach, Florida
Tentative Budget Summary for October 1, 2026 to September 30, 2027 (Budget on First Reading)

FIRE - OPERATIONS

Account Description	FY 2025 Original Budget	FY 2025 Actual	FY 2026 Original Budget	FYD 2026 Actual	FY 2027 Tentative Budget
REGULAR SALARIES AND WAGES	$ 5,453,751	$ 5,444,165	$ 5,314,430	$ 5,420,719	$ 6,214,268
OVERTIME	600,000	1,109,036	600,000	1,535,191	600,000
FICA TAXES	378,297	457,469	342,989	475,325	461,753
RETIREMENT CONTRIBUTIONS	13,637	13,637	13,061	13,061	13,061
RETIREMENT CONTRIBUTIONS-FRS	455,829	565,533	439,206	814,781	962,556
RETIREMENT CONTRIBUTIONS-175	845,993	845,993	740,129	740,629	1,037,238
HEALTH AND DENTAL INSURANCE	523,970	547,440	579,366	557,205	429,054
IAFF VEBA	40,796	52,720	38,905	54,533	55,087
LIFE INSURANCE	2,436	2,440	2,489	2,192	2,390
CONTRACT SERVICES	184,750	76,886	178,702	84,334	128,702
TRAVEL AND PER DIEM	20,000	16,843	20,600	20,596	20,600
COMMUNICATION SERVICES	20,900	-	23,722	-	-
UTILITY SERVICES	175,000	266,505	180,250	186,834	180,250
GENERAL INSURANCE	410,628	410,628	613,880	613,880	475,384
REPAIRS AND MAINTENANCE	650,800	544,974	667,322	421,660	567,322
FLEET SERVICES	200,836	200,836	209,171	209,171	120,782
INFORMATION TECHNOLOGY SERVICES	1,168,695	1,168,695	1,162,718	1,162,718	1,341,345
PRINTING AND BINDING	8,500	5,437	8,755	5,671	8,755
PROMOTIONAL ACTIVITIES	29,400	18,703	50,000	19,763	-
OFFICE SUPPLIES	15,000	11,496	20,450	13,349	20,450
OPERATING SUPPLIES	167,500	226,949	167,500	159,752	167,500
SUBSCRIPTIONS AND MEMBERSHIPS	3,675	2,252	7,285	2,998	3,285
BOOKS AND PERIODICALS	6,150	571	6,334	105	2,334
CAPITAL - MACHINERY AND EQUIPMENT	225,750	39,880	208,446	88,588	402,143
	$ 11,602,293	**$ 12,029,088**	**$ 11,595,710**	**$ 12,603,055**	**$ 13,214,259**

City of Riviera Beach, Florida
Tentative Budget Summary for October 1, 2026 to September 30, 2027 (Budget on First Reading)

FIRE - RESCUE

Account Description	FY 2025 Original Budget	FY 2025 Actual	FY 2026 Original Budget	FYD 2026 Actual	FY 2027 Tentative Budget
REGULAR SALARIES AND WAGES	$ 5,056,043	$ 4,440,011	$ 5,265,405	$ 4,148,329	$ 5,300,845
OVERTIME	460,000	578,074	500,000	594,399	500,000
FICA TAXES	364,872	365,589	314,292	342,177	383,473
RETIREMENT CONTRIBUTIONS-FRS	757,538	807,705	615,658	904,949	1,012,715
RETIREMENT CONTRIBUTIONS-175	864,699	864,699	756,494	755,994	1,060,172
HEALTH AND DENTAL INSURANCE	664,577	577,643	564,822	568,222	593,063
IAFF VEBA	30,543	43,733	32,195	41,608	43,688
LIFE INSURANCE	2,279	2,304	2,279	2,108	2,247
PROFESSIONAL SERVICES	262,000	237,153	269,860	166,292	219,860
TRAVEL AND PER DIEM	24,150	15,790	24,874	11,371	24,874
GENERAL INSURANCE	399,681	399,681	597,515	597,515	462,712
REPAIRS AND MAINTENANCE	73,500	27,367	75,704	15,171	50,704
PRINTING AND BINDING	5,000	4,371	5,150	-	5,150
OPERATING SUPPLIES	382,950	217,652	394,438	299,832	369,438
UNRECONCILED CITY CARD CHARGES	-	-	-	149	-
SUBSCRIPTIONS AND MEMBERSHIPS	2,890	100	2,976	975	2,976
BOOKS AND PERIODICALS	2,887	2,036	2,973	-	2,973
TRAINING AND EMPLOYEE DEVELOPMENT	110,500	34,758	113,815	56,038	88,815
	$ 9,464,109	**$ 8,618,667**	**$ 9,538,450**	**$ 8,505,131**	**$ 10,123,705**

FIRE - OCEAN RESCUE

Account Description	FY 2025 Original Budget	FY 2025 Actual	FY 2026 Original Budget	FYD 2026 Actual	FY 2027 Tentative Budget
REGULAR SALARIES AND WAGES	$ 218,471	$ 242,717	$ 225,771	$ 219,072	$ 236,468
OVERTIME	21,000	42,644	21,000	36,705	21,000
FICA TAXES	16,387	21,591	17,156	19,198	17,571
RETIREMENT CONTRIBUTIONS-FRS	22,225	27,660	21,752	24,417	23,249
HEALTH AND DENTAL INSURANCE	30,262	59,432	58,691	55,172	61,626
LIFE INSURANCE	212	213	212	184	212
TRAVEL AND PER DIEM	7,560	150	7,786	-	2,786
COMMUNICATION SERVICES	2,100	-	2,163	-	-
UTILITY SERVICES	25,000	-	25,750	-	-
GENERAL INSURANCE	86,254	86,254	128,947	128,947	128,947
REPAIRS AND MAINTENANCE	8,032	4,939	8,272	4,812	8,272
OPERATING SUPPLIES	15,918	11,556	16,395	13,081	6,395
	$ 453,421	**$ 497,154**	**$ 533,895**	**$ 501,587**	**$ 506,526**

City of Riviera Beach, Florida
Tentative Budget Summary for October 1, 2026 to September 30, 2027 (Budget on First Reading)

PUBLIC WORKS - ADMINISTRATION

Account Description	FY 2025 Original Budget	FY 2025 Actual	FY 2026 Original Budget	FYD 2026 Actual	FY 2027 Tentative Budget
REGULAR SALARIES AND WAGES	$ 382,572	$ 249,619	$ 228,086	$ 242,569	$ 268,550
OVERTIME	11,550	16,478	11,500	1,015	11,500
FICA TAXES	73,479	19,637	20,121	17,691	18,368
RETIREMENT CONTRIBUTIONS	43,791	43,791	41,941	41,941	41,941
RETIREMENT CONTRIBUTIONS-FRS	70,032	63,343	120,005	60,975	70,510
HEALTH AND DENTAL INSURANCE	50,262	29,433	25,677	29,003	36,419
LIFE INSURANCE	370	180	185	172	185
PROFESSIONAL SERVICES	42,000	21,845	143,260	141,498	135,000
CONTRACT SERVICES	50,055	45,484	40,000	36,285	35,000
TRAVEL AND PER DIEM	3,150	-	2,500	51	2,500
POSTAGE AND FREIGHT	150	-	500	58	500
UTILITY SERVICES	400,000	423,560	412,000	483,319	412,000
GENERAL INSURANCE	90,367	90,367	13,509	13,509	13,509
REPAIRS AND MAINTENANCE	10,500	8,718	5,000	3,498	5,000
FLEET SERVICES	446,879	446,879	72,817	72,817	102,888
INFORMATION TECHNOLOGY SERVICES	91,529	91,529	33,594	33,594	35,687
PRINTING AND BINDING	2,887	1,517	2,000	2,047	2,000
OFFICE SUPPLIES	-	-	3,000	1,245	3,000
OPERATING SUPPLIES	68,673	555,340	60,000	87,250	60,000
SUBSCRIPTIONS AND MEMBERSHIPS	3,990	1,671	2,000	304	2,000
BOOKS AND PERIODICALS	1,400	186	1,000	-	1,000
TRAINING AND EMPLOYEE DEVELOPMENT	10,324	7,438	7,000	2,436	7,000
	$ 1,853,960	**$ 2,117,014**	**$ 1,245,695**	**$ 1,271,279**	**$ 1,264,557**

PUBLIC WORKS - STREETS

Account Description	FY 2025 Original Budget	FY 2025 Actual	FY 2026 Original Budget	FYD 2026 Actual	FY 2027 Tentative Budget
REGULAR SALARIES AND WAGES	$ 985,544	$ 883,739	$ 1,141,578	$ 926,729	$ 1,244,051
OVERTIME	36,750	64,616	40,000	84,679	40,000
FICA TAXES	67,869	70,025	81,784	76,312	92,022
RETIREMENT CONTRIBUTIONS	40,355	40,355	38,649	38,649	38,649
RETIREMENT CONTRIBUTIONS-FRS	86,627	82,066	97,175	93,106	124,446
HEALTH AND DENTAL INSURANCE	217,412	206,086	234,450	234,414	246,173
LIFE INSURANCE	556	872	963	887	1,139
PROFESSIONAL SERVICES	26,250	29,997	30,000	42,892	25,000
CONTRACT SERVICES-LANDSCAPING	600,000	581,925	500,000	424,175	500,000
TRAVEL AND PER DIEM	1,085	-	3,000	-	3,000
COMMUNICATION SERVICES	2,175	-	1,520	-	1,520
UTILITY SERVICES	250,000	227,371	257,500	250,318	257,500
GENERAL INSURANCE	293,613	293,613	438,945	438,945	438,945
REPAIRS AND MAINTENANCE	-	12,806	10,000	36,107	10,000
FLEET SERVICES	60,071	60,071	357,277	357,277	232,766
INFORMATION TECHNOLOGY SERVICES	198,987	198,987	235,155	235,155	237,914
PRINTING AND BINDING	525	-	1,000	413	1,000
OPERATING SUPPLIES	42,783	53,116	55,000	50,183	55,000
ROAD MATERIAL AND SUPPLIES	17,850	14,611	18,385	16,691	18,385
SUBSCRIPTIONS AND MEMBERSHIPS	1,260	586	1,000	-	1,000
TRAINING AND EMPLOYEE DEVELOPMENT	4,725	3,777	4,000	300	4,000
	$ 2,934,437	**$ 2,824,618**	**$ 3,547,381**	**$ 3,307,232**	**$ 3,572,510**

PUBLIC WORKS - PROPERTY MAINTENANCE

Account Description	FY 2025 Original Budget	FY 2025 Actual	FY 2026 Original Budget	FYD 2026 Actual	FY 2027 Tentative Budget
REGULAR SALARIES AND WAGES	$ 236,789	$ 287,110	$ 366,854	$ 261,583	$ 371,954
OVERTIME	13,650	30,774	15,000	36,113	15,000
FICA TAXES	17,664	24,176	27,973	22,351	27,930
RETIREMENT CONTRIBUTIONS	14,634	14,634	14,016	14,016	14,016
RETIREMENT CONTRIBUTIONS-FRS	32,036	42,853	50,000	36,872	47,159
HEALTH AND DENTAL INSURANCE	51,130	68,457	73,364	57,045	77,032
LIFE INSURANCE	239	261	318	210	212
CONTRACT SERVICES	787,500	296,637	710,000	612,509	875,000
TRAVEL AND PER DIEM	785	-	1,000	-	1,000
UTILITY SERVICES	600,000	597,018	618,000	510,018	618,000
RENTALS AND LEASES	3,150	600	3,000	2,634	3,000
GENERAL INSURANCE	206,297	206,297	308,409	308,409	308,409
REPAIRS AND MAINTENANCE	551,250	484,860	480,000	307,579	480,000
FLEET SERVICES	34,935	34,935	89,607	89,607	114,201
INFORMATION TECHNOLOGY SERVICES	44,219	44,219	44,791	44,791	71,374
PRINTING AND BINDING	262	2,175	250	190	250
OPERATING SUPPLIES	105,852	77,964	100,000	47,827	100,000
UNRECONCILED CITY CARD CHARGES	-	-	-	363	-
TRAINING AND EMPLOYEE DEVELOPMENT	2,625	-	1,000	697	1,000
	$ 2,703,017	**$ 2,212,968**	**$ 2,903,582**	**$ 2,352,813**	**$ 3,125,537**

PARKS AND RECREATION - RECREATIONAL ACTIVITIES

Account Description	FY 2025 Original Budget	FY 2025 Actual	FY 2026 Original Budget	FYD 2026 Actual	FY 2027 Tentative Budget
REGULAR SALARIES AND WAGES	$ 891,126	$ 768,789	$ 941,352	$ 762,369	$ 961,408
OVERTIME	30,000	71,877	45,000	83,976	45,000
FICA TAXES	63,713	62,967	70,702	63,085	71,344
RETIREMENT CONTRIBUTIONS	31,929	31,929	30,579	30,579	30,579
RETIREMENT CONTRIBUTIONS-FRS	104,177	124,528	132,766	117,478	159,484
HEALTH AND DENTAL INSURANCE	102,370	104,716	119,051	106,659	125,004
LIFE INSURANCE	397	566	529	511	635
PROFESSIONAL SERVICES	337,800	274,825	486,000	236,868	450,000
BANK CHARGES AND FEES	40,000	13,302	37,867	4,738	20,000
TRAVEL AND PER DIEM	7,400	1,054	7,500	3,800	7,500
POSTAGE AND FREIGHT	525	-	750	-	750
UTILITY SERVICES	85,000	31,679	90,000	37,072	90,000
RENTALS AND LEASES	55,000	37,741	25,000	16,622	25,000
GENERAL INSURANCE	214,814	214,814	321,142	321,142	321,142
REPAIRS AND MAINTENANCE	125,000	73,791	145,000	66,868	145,000
FLEET SERVICES	229,196	229,196	208,701	208,701	-
PRINTING AND BINDING	3,000	4,179	3,000	836	3,000
PROMOTIONAL ACTIVITIES	8,000	18,453	7,500	15,944	-
OFFICE SUPPLIES	8,000	9,327	8,000	7,997	8,000
OPERATING SUPPLIES	223,500	582,285	241,795	431,966	241,795
UNRECONCILED CITY CARD CHARGES	-	-	-	17,229	-
SUBSCRIPTIONS AND MEMBERSHIPS	5,000	1,305	2,500	-	2,500
BOOKS AND PERIODICALS	250	-	250	-	250
TRAINING AND EMPLOYEE DEVELOPMENT	2,500	1,749	3,500	1,872	3,500
	$ 2,568,697	**$ 2,659,074**	**$ 2,928,484**	**$ 2,536,310**	**$ 2,711,891**

PARKS AND RECREATION - BROOKS COMMUNITY CENTER

Account Description	FY 2025 Original Budget	FY 2025 Actual	FY 2026 Original Budget	FYD 2026 Actual	FY 2027 Tentative Budget
REGULAR SALARIES AND WAGES	55,054	8,139	-	-	-
FICA TAXES	1,647	623	-	-	-
HEALTH AND DENTAL INSURANCE	2,564	-	-	-	-
LIFE INSURANCE	1,809	-	-	-	-
UTILITY SERVICES	-	32,228	30,000	50,420	30,000
REPAIRS AND MAINTENANCE	8,000	4,117	34,500	12,262	34,500
OPERATING SUPPLIES	15,000	17,212	8,000	3,181	8,000
	$ 84,074	**$ 62,318**	**$ 72,500**	**$ 65,863**	**$ 72,500**

PARKS AND RECREATION - PARKS MAINTENANCE

Account Description	FY 2025 Original Budget	FY 2025 Actual	FY 2026 Original Budget	FYD 2026 Actual	FY 2027 Tentative Budget
REGULAR SALARIES AND WAGES	$ 835,076	$ 724,136	$ 778,304	$ 693,160	$ 850,523
OVERTIME	31,500	106,873	85,000	106,841	85,000
FICA TAXES	58,977	61,414	57,463	58,789	62,151
RETIREMENT CONTRIBUTIONS	37,805	37,805	36,207	36,207	36,207
RETIREMENT CONTRIBUTIONS-FRS	58,467	58,479	52,826	103,820	70,415
HEALTH AND DENTAL INSURANCE	153,389	203,540	187,078	196,802	196,432
LIFE INSURANCE	848	773	742	621	704
CONTRACT SERVICES	160,000	187,283	250,000	207,584	250,000
TRAVEL AND PER DIEM	1,000	-	2,500	-	2,500
POSTAGE AND FREIGHT	-	-	1,000	-	1,000
UTILITY SERVICES	110,000	413,875	400,000	460,740	400,000
RENTALS AND LEASES	-	216	20,000	-	20,000
GENERAL INSURANCE	366,712	366,712	548,227	548,227	548,227
REPAIRS AND MAINTENANCE	161,250	231,401	400,000	250,870	400,000
FLEET SERVICES	-	2,350	-	-	248,367
INFORMATION TECHNOLOGY SERVICES	465,152	465,152	480,511	480,511	496,794
OPERATING SUPPLIES	208,925	171,197	250,000	124,942	250,000
SUBSCRIPTIONS AND MEMBERSHIPS	-	-	250	-	250
TRAINING AND EMPLOYEE DEVELOPMENT	1,500	1,703	5,000	2,957	5,000
	$ 2,650,601	**$ 3,032,910**	**$ 3,555,108**	**$ 3,272,070**	**$ 3,923,570**

PARKS AND RECREATION - AQUATICS

Account Description	FY 2025 Original Budget	FY 2025 Actual	FY 2026 Original Budget	FYD 2026 Actual	FY 2027 Tentative Budget
REGULAR SALARIES AND WAGES	$ 334,787	$ 276,514	$ 138,312	$ 217,930	$ 223,472
OVERTIME	10,500	19,856	2,500	15,724	2,500
FICA TAXES	23,974	21,438	10,919	17,073	16,098
RETIREMENT CONTRIBUTIONS-FRS	31,681	23,102	17,679	27,687	30,097
HEALTH AND DENTAL INSURANCE	25,565	23,218	14,673	13,563	18,360
LIFE INSURANCE	264	204	264	110	132
PROFESSIONAL SERVICES	19,200	38,135	10,500	29,388	10,500
CONTRACT SERVICES	-	410	157,500	149,522	157,500
TRAVEL AND PER DIEM	525	-	-	-	2,500
UTILITY SERVICES	75,000	75,501	-	19,682	-
GENERAL INSURANCE	95,254	95,254	95,254	95,254	95,254
REPAIRS AND MAINTENANCE	89,393	79,264	15,000	22,369	15,000
PROMOTIONAL ACTIVITIES	525	3,272	-	5,225	-
OPERATING SUPPLIES	49,500	92,786	30,000	46,371	30,000
INVENTORY	10,500	7,193	-	1,213	-
BOOKS AND PERIODICALS	315	-	-	-	-
TRAINING AND EMPLOYEE DEVELOPMENT	1,050	765	-	672	-
	$ 768,033	**$ 756,910**	**$ 492,601**	**$ 661,783**	**$ 601,413**

PARKS AND RECREATION - LINDSAY DAVIS COMMUNITY CENTER

Account Description	FY 2025 Original Budget	FY 2025 Actual	FY 2026 Original Budget	FYD 2026 Actual	FY 2027 Tentative Budget
REGULAR SALARIES AND WAGES	$ 89,801	$ 95,531	$ 92,624	$ 85,916	$ 94,421
OVERTIME	5,355	23,255	10,000	23,731	10,000
FICA TAXES	5,955	8,223	6,234	7,774	6,495
RETIREMENT CONTRIBUTIONS	2,550	2,550	2,442	2,442	2,442
RETIREMENT CONTRIBUTIONS-FRS	3,454	4,374	3,574	3,704	3,654
HEALTH AND DENTAL INSURANCE	12,782	14,807	14,673	13,831	18,155
LIFE INSURANCE	53	53	53	46	53
UTILITY SERVICES	50,000	51,948	20,000	44,674	20,000
GENERAL INSURANCE	30,049	30,049	44,922	44,922	44,922
REPAIRS AND MAINTENANCE	-	35,650	50,000	5,000	50,000
OPERATING SUPPLIES	109,500	158,653	76,250	109,706	77,250
	$ 309,499	**$ 425,093**	**$ 320,772**	**$ 341,746**	**$ 327,392**

LIBRARY

Account Description	FY 2025 Original Budget	FY 2025 Actual	FY 2026 Original Budget	FYD 2026 Actual	FY 2027 Tentative Budget
REGULAR SALARIES AND WAGES	$ 547,902	$ 578,551	$ 630,963	$ 618,635	$ 727,352
OVERTIME	-	1,267	5,000	702	6,500
FICA TAXES	40,215	43,749	47,307	46,636	49,864
RETIREMENT CONTRIBUTIONS	34,811	34,811	33,340	33,340	33,340
RETIREMENT CONTRIBUTIONS-FRS	64,576	83,553	83,144	82,754	91,283
HEALTH AND DENTAL INSURANCE	76,695	88,159	102,710	95,552	107,846
LIFE INSURANCE	450	500	450	423	484
CONTRACT SERVICES	104,375	168,426	104,504	113,180	104,504
POSTAGE AND FREIGHT	800	-	824	-	824
UTILITY SERVICES	100,000	27,474	59,211	27,035	59,211
GENERAL INSURANCE	31,460	31,460	47,031	47,031	47,031
REPAIRS AND MAINTENANCE	31,500	33,404	32,445	6,589	32,445
FLEET SERVICES	29,659	29,659	26,630	26,630	29,965
INFORMATION TECHNOLOGY SERVICES	110,474	110,474	112,712	112,712	117,989
OPERATING SUPPLIES	4,725	22,437	7,570	1,694	7,570
SUBSCRIPTIONS AND MEMBERSHIPS	9,030	5,701	9,299	1,201	9,299
CAPITAL - MACHINERY AND EQUIPMENT	36,750	-	17,849	5,075	17,849
	$ 1,223,422	**$ 1,259,626**	**$ 1,320,989**	**$ 1,219,189**	**$ 1,443,356**
TOTAL GENERAL FUND EXPENDITURES	**$ 112,148,562**	**$ 111,252,203**	**$ 120,466,568**	**$ 111,336,528**	**$ 126,156,565**

City of Riviera Beach, Florida
Tentative Budget Summary for October 1, 2026 to September 30, 2027 (Budget on First Reading)

DEBT SERVICE FUND REVENUES

Account Description	FY 2025 Original Budget	FY 2025 Actual	FY 2026 Original Budget	FYD 2026 Actual	FY 2027 Tentative Budget
INVESTMENT EARNINGS	$ -	$ 111,982	$ -	$ 83,235	$ -
TRANSFER IN FROM FUND 101	8,608,804	8,608,804	8,896,202	8,896,200	11,188,392
	$ 8,608,804	**$ 8,720,786**	**$ 8,896,202**	**$ 8,979,435**	**$ 11,188,392**

DEBT SERVICE FUND EXPENDITURES

Account Description	FY 2025 Original Budget	FY 2025 Actual	FY 2026 Original Budget	FYD 2026 Actual	FY 2027 Tentative Budget
PRINCIPAL PAYMENTS	$ 4,749,901	$ 4,749,901	$ 5,124,250	$ 4,975,000	$ 5,745,000
INTEREST PAYMENTS	3,858,903	3,858,902	3,771,952	3,662,087	5,443,392
	$ 8,608,804	**$ 8,608,803**	**$ 8,896,202**	**$ 8,637,087**	**$ 11,188,392**

GENERAL OBLIGATION BONDS FUND REVENUES

Account Description	FY 2025 Original Budget	FY 2025 Actual	FY 2026 Original Budget	FYD 2026 Actual	FY 2027 Tentative Budget
AD VALOREM TAXES	$ -	$ -	$ -	$ -	$ 7,565,102
	$ -	**$ -**	**$ -**	**$ -**	**$ 7,565,102**

GENERAL OBLIGATION BONDS FUND EXPENDITURES

Account Description	FY 2025 Original Budget	FY 2025 Actual	FY 2026 Original Budget	FYD 2026 Actual	FY 2027 Tentative Budget
PRINCIPAL PAYMENTS	$ -	$ -	$ -	$ -	$ 2,440,000
INTEREST PAYMENTS	-	-	-	-	4,652,521
OTHER DEBT SERVICE COSTS	-	-	-	-	472,581
	$ -	**$ -**	**$ -**	**$ -**	**$ 7,565,102**

MAJOR DISASTER FUND REVENUES

Account Description	FY 2025 Original Budget	FY 2025 Actual	FY 2026 Original Budget	FYD 2026 Actual	FY 2027 Tentative Budget
TRANSFER IN FROM FUND 101	$ 1,047,732	$ 1,047,732	$ 1,131,940	$ 1,131,940	$ 1,184,411
	$ 1,047,732	**$ 1,047,732**	**$ 1,131,940**	**$ 1,131,940**	**$ 1,184,411**

MAJOR DISASTER FUND EXPENDITURES

Account Description	FY 2025 Original Budget	FY 2025 Actual	FY 2026 Original Budget	FYD 2026 Actual	FY 2027 Tentative Budget
OPERATING SUPPLIES	$ 1,047,732	$ 70,411	$ 1,131,940	$ 19,507	$ 1,184,411
	$ 1,047,732	**$ 70,411**	**$ 1,131,940**	**$ 19,507**	**$ 1,184,411**

City of Riviera Beach, Florida
Tentative Budget Summary for October 1, 2026 to September 30, 2027 (Budget on First Reading)

UTILITY SPECIAL DISTRICT OPERATING FUND REVENUES

Account Description	FY 2025 Original Budget	FY 2025 Actual	FY 2026 Original Budget	FYD 2026 Actual	FY 2027 Tentative Budget
SERVICE CHARGE - WATER UTILITY	$ 23,400,000	$ 20,703,418	$ 27,781,889	$ 24,838,350	$ 35,938,310
WATER METER CONNECTION FEES	-	57,717	-	47,509	45,839
HYDRANT RENTAL AND FIRE LINES	-	579,726	397,893	857,041	492,130
SERVICE CHARGE - SEWER	17,650,000	15,507,881	15,764,431	14,600,704	17,389,486
SEWER CONNECTION FEES	-	429	-	258	-
INVESTMENT EARNINGS	422,450	952,436	254,814	107,252	200,000
PENALITIES AND INTEREST	-	74,010	-	56,293	-
GAIN LOSS ON ECR INVESTMENT	-	2,534,537	-	-	-
MISCELLANEOUS REVENUES	105,000	-	100,000	-	100,000
	$ 41,577,450	**$ 40,410,154**	**$ 44,299,027**	**$ 40,507,407**	**$ 54,165,765**

City of Riviera Beach, Florida
Tentative Budget Summary for October 1, 2026 to September 30, 2027 (Budget on First Reading)

UTILITY SPECIAL DISTRICT OPERATING FUND EXPENSES - ADMINISTRATION

Account Description	FY 2025 Original Budget	FY 2025 Actual	FY 2026 Original Budget	FYD 2026 Actual	FY 2027 Tentative Budget
REGULAR SALARIES AND WAGES	$ 1,394,010	$ 415,092	$ 1,349,989	$ 767,618	$ 1,282,161
OVERTIME	21,000	113,131	22,050	30,865	22,050
COMPENSATED LEAVE	-	(18,867)	-	-	-
FICA TAXES	74,414	45,586	85,179	59,513	94,376
RETIREMENT CONTRIBUTIONS	50,332	49,961	52,848	52,848	56,848
RETIREMENT CONTRIBUTIONS-FRS	117,716	67,292	53,925	130,101	184,847
HEALTH AND DENTAL INSURANCE	136,441	71,976	207,168	113,504	165,877
LIFE INSURANCE	595	417	291	656	791
OPEB LIABILITY EXPENSE	90,452	1,758	94,974	-	126,354
PENSION EXPENSE	-	(1,022,761)	-	-	-
PROFESSIONAL SERVICES	78,750	208,263	80,482	59,478	80,482
PROFESSIONAL SERVICES - COST ALLOCATION	6,464,244	6,835,209	7,414,515	7,414,515	8,067,563
ACCOUNTING AND AUDITING	10,000	10,000	10,220	4,520	10,220
CONTRACT SERVICES	2,234,500	2,771,662	1,066,333	(808,009)	1,300,000
BANK CHARGES AND FEES	465,560	302,293	407,172	322,275	400,000
TRAVEL AND PER DIEM	7,350	514	7,512	6,061	7,512
POSTAGE AND FREIGHT	210	67,692	215	11,102	215
GENERAL INSURANCE	158,079	158,079	240,914	240,914	186,561
REPAIRS AND MAINTENANCE	4,410	41,266	10,000	10,284	10,000
FLEET SERVICES	515,727	515,727	646,281	646,281	683,843
INFORMATION TECHNOLOGY SERVICES	709,357	709,357	759,325	759,325	894,230
PRINTING AND BINDING	2,415	6,143	2,468	2,926	2,468
PROMOTIONAL ACTIVITIES	10,500	913	10,731	4,197	10,731
OTHER CHARGES	36,750	78,901	37,117	46,578	37,117
OPERATING SUPPLIES	84,000	83,139	100,000	97,219	100,000
OPERATING SUPPLIES - CLOTHING	12,600	26,358	20,000	43,010	20,000
SUBSCRIPTIONS AND MEMBERSHIPS	6,300	1,175	6,363	475	6,363
TRAINING AND EMPLOYEE DEVELOPMENT	15,750	1,050	16,096	3,424	16,096
DEPRECIATION EXPENSE	-	93,980	-	-	-
AMORTIZATION EXPENSE	-	1,551	-	-	-
CONTINGENCY	500,000	-	2,000,000	-	1,500,000
CAPITAL - MACHINERY AND EQUIPMENT	750,000	-	500,000	678,000	400,000
OTHER DEBT SERVICE COSTS	-	(111,841)	-	(144,136)	-
TRANSFER OUT TO FUND 101	1,231,631	1,231,631	1,266,845	1,266,846	1,403,231
TRANSFER OUT TO FUND 412	-	15,000,000	3,500,320	3,500,320	1,750,000
TRANSFER OUT TO FUND 414	3,959,201	3,959,201	4,070,732	4,070,732	13,894,905
	$ 19,142,294	**$ 31,715,849**	**$ 24,040,065**	**$ 19,391,443**	**$ 32,714,841**

City of Riviera Beach, Florida
Tentative Budget Summary for October 1, 2026 to September 30, 2027 (Budget on First Reading)

UTILITY SPECIAL DISTRICT OPERATING FUND EXPENSES - DISTRIBUTION

Account Description	FY 2025 Original Budget	FY 2025 Actual	FY 2026 Original Budget	FYD 2026 Actual	FY 2027 Tentative Budget
REGULAR SALARIES AND WAGES	$ 850,013	$ 760,551	$ 852,088	$ 682,008	$ 900,041
OVERTIME	105,000	193,678	110,250	153,570	110,250
COMPENSATED LEAVE	-	(18,867)	-	-	-
FICA TAXES	52,831	70,556	61,990	62,339	67,201
RETIREMENT CONTRIBUTIONS	64,523	64,523	67,749	67,749	70,728
RETIREMENT CONTRIBUTIONS-FRS	59,777	58,867	63,225	62,210	96,037
HEALTH AND DENTAL INSURANCE	181,572	178,221	175,969	166,929	158,700
LIFE INSURANCE	599	716	805	586	583
PROFESSIONAL SERVICES	525	297,985	537	-	537
CONTRACT SERVICES	21,000	684,471	50,000	195,451	50,000
UTILITY SERVICES	2,100	1,964	2,163	-	2,163
GENERAL INSURANCE	305,001	305,001	464,824	464,824	359,957
REPAIRS AND MAINTENANCE	105,000	891,810	109,725	109,286	100,000
PRINTING AND BINDING	525	554	1,500	-	1,500
OTHER CHARGES	2,310	4,301	2,333	2,926	2,333
OPERATING SUPPLIES	21,000	50,270	50,000	30,691	50,000
OPERATING SUPPLIES - CLOTHING	2,100	2,550	2,146	4,043	2,146
UNRECONCILED CITY CARD CHARGES	-	-	-	1	-
SUBSCRIPTIONS AND MEMBERSHIPS	-	150	-	-	-
BOOKS AND PERIODICALS	525	-	530	-	530
TRAINING AND EMPLOYEE DEVELOPMENT	2,625	456	6,000	75	6,000
DEPRECIATION EXPENSE	-	405,192	-	-	-
CONTINGENCY	500,000	-	-	-	-
TRANSFER OUT TO FUND 412	1,500,000	1,500,000	892,514	892,514	1,750,000
	$ 3,777,026	**$ 5,452,948**	**$ 2,914,348**	**$ 2,895,202**	**$ 3,728,706**

City of Riviera Beach, Florida
Tentative Budget Summary for October 1, 2026 to September 30, 2027 (Budget on First Reading)

UTILITY SPECIAL DISTRICT OPERATING FUND EXPENSES - WATER

Account Description	FY 2025 Original Budget	FY 2025 Actual	FY 2026 Original Budget	FYD 2026 Actual	FY 2027 Tentative Budget
REGULAR SALARIES AND WAGES	$ 1,513,257	$ 1,285,289	$ 1,289,538	$ 1,192,665	$ 1,670,016
OVERTIME	262,500	286,664	275,625	128,062	275,625
COMPENSATED LEAVE	-	(18,867)	-	-	-
FICA TAXES	101,670	118,186	225,917	99,088	128,759
RETIREMENT CONTRIBUTIONS	75,720	75,720	79,506	79,506	82,506
RETIREMENT CONTRIBUTIONS-FRS	134,369	126,901	137,181	131,453	195,429
HEALTH AND DENTAL INSURANCE	317,620	256,753	322,802	254,888	356,139
LIFE INSURANCE	1,143	1,073	1,107	949	1,138
PROFESSIONAL SERVICES	6,720	5,598	6,868	15,112	6,868
CONTRACT SERVICES	467,250	1,269,881	477,530	781,219	477,530
TRAVEL AND PER DIEM	1,260	497	1,288	218	1,288
UTILITY SERVICES	840,000	1,396,874	865,200	729,937	900,321
RENTALS AND LEASES	15,750	18,692	16,097	39,634	16,097
GENERAL INSURANCE	287,613	287,613	438,325	438,325	339,436
REPAIRS AND MAINTENANCE	367,500	492,480	384,038	408,829	384,038
PRINTING AND BINDING	5,250	1,277	5,366	-	5,366
OTHER CHARGES	10,500	22,852	10,605	9,757	10,605
OPERATING SUPPLIES	1,400,000	1,797,558	1,750,000	1,543,020	1,750,000
OPERATING SUPPLIES - CLOTHING	2,730	14,761	2,790	2,393	2,790
SUBSCRIPTIONS AND MEMBERSHIPS	630	1,062	644	-	644
BOOKS AND PERIODICALS	2,100	-	2,121	-	2,121
TRAINING AND EMPLOYEE DEVELOPMENT	2,625	2,497	10,000	3,720	10,000
DEPRECIATION EXPENSE	-	2,070,591	-	-	-
CONTINGENCY	500,000	-	-	-	-
CAPITAL - MACHINERY AND EQUIPMENT	750,000	-	-	51,385	-
TRANSFER OUT TO FUND 412	1,250,000	1,250,000	1,588,920	1,588,920	1,750,000
	$ 8,316,207	**$ 10,763,950**	**$ 7,891,468**	**$ 7,499,079**	**$ 8,366,716**

UTILITY SPECIAL DISTRICT OPERATING FUND EXPENSES - WASTEWATER

Account Description	FY 2025 Original Budget	FY 2025 Actual	FY 2026 Original Budget	FYD 2026 Actual	FY 2027 Tentative Budget
REGULAR SALARIES AND WAGES	$ 904,430	$ 681,262	$ 978,227	$ 511,827	$ 751,369
OVERTIME	131,250	127,287	137,813	94,896	137,813
COMPENSATED LEAVE	-	(18,867)	-	-	-
FICA TAXES	57,365	60,243	73,336	44,150	54,560
RETIREMENT CONTRIBUTIONS	74,389	74,389	78,108	78,108	81,108
RETIREMENT CONTRIBUTIONS-FRS	53,420	42,293	64,564	31,205	55,292
HEALTH AND DENTAL INSURANCE	196,441	138,272	206,524	114,004	199,078
LIFE INSURANCE	530	559	530	451	503
PROFESSIONAL SERVICES	6,930	16,875	7,082	760	7,082
ACCOUNTING AND AUDITING	5,460	-	5,580	-	5,580
CONTRACT SERVICES	5,671,722	6,029,641	6,476,863	5,459,797	6,831,324
TRAVEL AND PER DIEM	1,260	-	1,288	-	1,288
UTILITY SERVICES	288,750	362,803	297,990	259,853	297,990
GENERAL INSURANCE	269,689	269,689	411,008	411,008	318,282
REPAIRS AND MAINTENANCE	105,000	137,804	130,000	69,113	130,000
FLEET SERVICES	-	1,350	-	-	-
PRINTING AND BINDING	1,000	-	1,022	1,887	1,022
OPERATING SUPPLIES	63,000	62,761	64,386	58,903	64,386
OPERATING SUPPLIES - CLOTHING	6,300	7,047	6,439	7,459	6,439
SUBSCRIPTIONS AND MEMBERSHIPS	2,100	1,045	2,121	-	2,121
BOOKS AND PERIODICALS	262	-	265	-	265
TRAINING AND EMPLOYEE DEVELOPMENT	2,625	802	10,000	-	10,000
DEPRECIATION EXPENSE	-	980,067	-	-	-
CONTINGENCY	500,000	-	-	-	-
CAPITAL - MACHINERY AND EQUIPMENT	750,000	-	500,000	149,284	400,000
TRANSFER OUT TO FUND 412	1,250,000	1,250,000	-	-	-
	$ 10,341,923	**$ 10,225,322**	**$ 9,453,146**	**$ 7,292,705**	**$ 9,355,502**
	$ 41,577,450	**$ 58,158,070**	**$ 44,299,027**	**$ 37,078,429**	**$ 54,165,765**

UTILITY SPECIAL DISTRICT DEBT SERVICE FUND REVENUES

Account Description	FY 2025 Original Budget	FY 2025 Actual	FY 2026 Original Budget	FYD 2026 Actual	FY 2027 Tentative Budget
INVESTMENT EARNINGS	$ -	$ 38,888	$ -	$ 30,580	$ -
TRANSFER IN FROM FUND 411	$ 3,959,201	$ 3,959,201	$ 4,070,732	$ 4,070,732	$ 13,894,905
	$ 3,959,201	**$ 3,998,089**	**$ 4,070,732**	**$ 4,101,312**	**$ 13,894,905**

UTILITY SPECIAL DISTRICT DEBT SERVICE FUND EXPENSES

Account Description	FY 2025 Original Budget	FY 2025 Actual	FY 2026 Original Budget	FYD 2026 Actual	FY 2027 Tentative Budget
PRINCIPAL PAYMENTS	$ 2,805,000	$ -	$ 3,028,200	$ -	$ 3,040,000
INTEREST PAYMENTS	1,154,201	1,141,705	1,042,532	1,012,166	10,854,905
TRANSFER OUT TO FUND 411	-	2,805,000	-	2,940,000	-
	$ 3,959,201	**$ 3,946,705**	**$ 4,070,732**	**$ 3,952,166**	**$ 13,894,905**

City of Riviera Beach, Florida
Tentative Budget Summary for October 1, 2026 to September 30, 2027 (Budget on First Reading)

MARINA OPERATING FUND REVENUES

Account Description	FY 2025 Original Budget	FY 2025 Actual	FY 2026 Original Budget	FYD 2026 Actual	FY 2027 Tentative Budget
SERVICE CHARGES	$ 501,800	$ 238,144	$ 501,800	$ 237,341	$ 551,980
INVESTMENT EARNINGS	-	188,809	40,000	125,947	95,000
RENT AND LEASES	-	313,141	1,000,000	214,444	1,000,000
DOCKAGE FEES	2,561,798	3,818,987	2,932,500	3,336,016	3,218,644
FUEL SALES	710,000	1,321,627	988,002	1,332,062	1,136,202
MISCELLANEOUS REVENUES	88,350	(941,176)	91,975	1,245	101,173
TRANSFER IN FROM FUND 422	-	109,466	-	-	-
	$ 3,861,948	**$ 5,048,999**	**$ 5,554,277**	**$ 5,247,055**	**$ 6,102,999**

MARINA OPERATING FUND EXPENSES - OPERATIONS

Account Description	FY 2025 Original Budget	FY 2025 Actual	FY 2026 Original Budget	FYD 2026 Actual	FY 2027 Tentative Budget
REGULAR SALARIES AND WAGES	$ 595,500	$ 404,494	$ 701,700	$ 375,753	$ 701,700
FICA TAXES	64,483	48,564	-	46,983	-
RETIREMENT CONTRIBUTIONS	-	1,843	-	2,398	-
HEALTH AND DENTAL INSURANCE	11,000	8,331	-	19,931	-
PROFESSIONAL SERVICES	315,835	690,332	388,425	638,346	422,650
PROFESSIONAL SERVICES - COST ALLOCATION	561,243	561,243	695,365	695,365	751,112
CONTRACT SERVICES	50,000	160,434	55,000	136,112	50,000
BANK CHARGES AND FEES	111,700	164,883	141,458	155,254	165,182
COMMUNICATION SERVICES	30,000	12,774	31,500	19,283	17,500
POSTAGE AND FREIGHT	-	115	-	57	-
UTILITY SERVICES	228,000	211,530	235,500	210,981	228,890
GENERAL INSURANCE	178,850	173,198	267,377	410,504	196,704
REPAIRS AND MAINTENANCE	160,350	86,389	178,850	18,693	166,650
PROMOTIONAL ACTIVITIES	61,000	42,177	61,000	36,300	52,000
OPERATING SUPPLIES	16,400	86,179	18,500	75,583	14,100
INVENTORY	32,787	14,496	722,556	14,636	811,980
SUBSCRIPTIONS AND MEMBERSHIPS	300	60	300	2,730	300
TRAINING AND EMPLOYEE DEVELOPMENT	3,000	2,842	3,000	131	900
DEPRECIATION EXPENSE	-	822,379	-	-	-
CAPITAL - MACHINERY AND EQUIPMENT	-	-	-	153,022	-
CAPITAL - MACHINERY AND EQUIPMENT	1,441,500	11,288	897,750	-	1,390,159
TRANSFER OUT TO FUND 420	-	2,925,438	-	1,194,328	-
	$ 3,861,948	**$ 6,428,986**	**$ 4,398,281**	**$ 4,206,391**	**$ 4,969,827**

MARINA OPERATING FUND EXPENSES - MOORING FIELDS

Account Description	FY 2025 Original Budget	FY 2025 Actual	FY 2026 Original Budget	FYD 2026 Actual	FY 2027 Tentative Budget
REGULAR SALARIES AND WAGES	$ -	$ -	$ 180,000	$ -	$ 180,000
FICA TAXES	-	-	13,785	-	13,785
HEALTH AND DENTAL INSURANCE	-	-	41,215	-	41,215
PROFESSIONAL SERVICES	-	-	25,000	-	25,000
CONTRACT SERVICES	-	-	200,000	-	200,000
OPERATING SUPPLIES	-	-	10,000	-	10,000
CAPITAL - MACHINERY AND EQUIPMENT	-	-	685,996	-	663,172
	$ -	**$ -**	**$ 1,155,996**	**$ -**	**$ 1,133,172**
TOTAL MARINA OPERATING FUND EXPENSES	**$ 3,861,948**	**$ 6,428,986**	**$ 5,554,277**	**$ 4,206,391**	**$ 6,102,999**

SOLID WASTE COLLECTION FUND REVENUES

Account Description	FY 2025 Original Budget	FY 2025 Actual	FY 2026 Original Budget	FYD 2026 Actual	FY 2027 Tentative Budget
FRANCHISE FEE - RESIDENTIAL	$ 1,000,000	$ 1,178,457	$ 1,030,000	$ 1,005,553	$ 1,030,000
FRANCHISE FEE - COMMERCIAL	1,500,000	1,239,665	1,545,000	1,363,268	1,545,000
SERVICE CHARGE - GARBAGE	500,000	495,075	515,000	422,642	515,000
TOTER_HAULER RESIDENTIAL	3,750,000	3,494,509	3,862,500	3,014,673	3,862,500
TOTER_HAULER COMMERCIAL	50,000	47,556	51,500	42,123	51,500
SOLID WASTE NON COMPLIANCE	-	6,620	-	23,494	-
INVESTMENT EARNINGS	30,000	19,272	30,900	569	30,900
SALE OF RECYCLED MATERIAL	10,000	2,829	10,300	3,336	10,300
MISCELLANEOUS REVENUES	-	(38,315)	-	-	-
	$ 6,840,000	**$ 6,445,667**	**$ 7,045,200**	**$ 5,875,658**	**$ 7,045,200**

SOLID WASTE COLLECTION FUND EXPENSES

Account Description	FY 2025 Original Budget	FY 2025 Actual	FY 2026 Original Budget	FYD 2026 Actual	FY 2027 Tentative Budget
PROFESSIONAL SERVICES	$ 200,000	$ 321,758	$ 206,000	$ 243,958	$ 206,000
PROFESSIONAL SERVICES - COST ALLOCATION	1,800,000	1,890,000	1,854,000	1,854,000	1,854,000
UTILITY SERVICES	3,400,000	3,784,484	3,502,000	3,160,828	3,502,000
DEPRECIATION EXPENSE	-	55,598	-	-	-
CONTINGENCY	1,440,000	-	1,483,200	-	1,483,200
	$ 6,840,000	**$ 6,051,840**	**$ 7,045,200**	**$ 5,258,786**	**$ 7,045,200**

STORMWATER FUND REVENUES

Account Description	FY 2025 Original Budget	FY 2025 Actual	FY 2026 Original Budget	FYD 2026 Actual	FY 2027 Tentative Budget
SERVICE CHARGE - PHYSICAL ENVIRONMENT	$ 3,985,489	$ 3,419,933	$ 4,105,053	$ 3,059,602	$ 3,702,550
INVESTMENT EARNINGS	25,000	175,380	25,750	49,987	24,775
	$ 4,010,489	**$ 3,595,313**	**$ 4,130,803**	**$ 3,109,588**	**$ 3,727,325**

STORMWATER FUND EXPENSES

Account Description	FY 2025 Original Budget	FY 2025 Actual	FY 2026 Original Budget	FYD 2026 Actual	FY 2027 Tentative Budget
REGULAR SALARIES AND WAGES	$ 444,041	$ 362,566	$ 470,914	$ 399,821	$ 493,018
OVERTIME	26,250	44,748	32,961	47,850	32,961
FICA TAXES	30,845	30,294	34,894	33,185	36,201
RETIREMENT CONTRIBUTIONS	28,825	28,825	27,606	27,606	27,606
RETIREMENT CONTRIBUTIONS-FRS	39,381	34,935	46,158	39,782	50,040
HEALTH AND DENTAL INSURANCE	136,048	91,017	132,456	109,030	162,666
LIFE INSURANCE	159	359	371	363	371
OPEB LIABILITY EXPENSE	29,550	2,462	-	-	-
PROFESSIONAL SERVICES	129,722	60,545	126,883	62,296	125,512
PROFESSIONAL SERVICES - COST ALLOCATION	822,138	822,138	1,022,342	1,022,342	891,350
ACCOUNTING AND AUDITING	4,000	-	4,120	-	4,120
BANK CHARGES AND FEES	-	6,619	-	5,429	-
TRAVEL AND PER DIEM	5,000	-	5,150	-	5,150
POSTAGE AND FREIGHT	1,300	-	1,339	-	1,339
UTILITY SERVICES	8,910	-	9,176	-	9,176
RENTALS AND LEASES	8,050	34,694	20,000	16,543	20,000
GENERAL INSURANCE	224,342	224,342	335,387	335,387	335,387
REPAIRS AND MAINTENANCE	59,770	70,444	61,563	50,007	61,563
FLEET SERVICES	171,631	172,737	144,548	144,548	115,328
INFORMATION TECHNOLOGY SERVICES	104,659	104,659	106,780	106,780	111,779
PRINTING AND BINDING	1,196	1,534	5,000	-	5,000
OFFICE SUPPLIES	1,086	-	1,118	-	-
OPERATING SUPPLIES	35,280	43,494	50,000	48,191	55,000
ROAD MATERIAL AND SUPPLIES	68,475	41,027	65,000	28,799	65,000
SUBSCRIPTIONS AND MEMBERSHIPS	1,075	144	1,107	442	1,107
TRAINING AND EMPLOYEE DEVELOPMENT	6,195	3,078	6,380	2,225	6,380
DEPRECIATION EXPENSE	-	513,784	-	-	-
CONTINGENCY	400,000	-	157,100	-	148,548
CAPITAL - INFRASTRUCTURE	338,750	-	348,912	-	50,000
CAPITAL - MACHINERY AND EQUIPMENT	52,500	-	50,000	21,620	50,000
PRINCIPAL PAYMENTS	490,000	-	530,450	-	530,000
INTEREST PAYMENTS	193,682	193,681	181,238	175,959	164,525
TRANSFER OUT TO FUND 101	147,629	147,629	151,850	151,850	168,198
	$ 4,010,489	**$ 3,035,752**	**$ 4,130,803**	**$ 2,830,055**	**$ 3,727,325**

PARKING FUND REVENUES

Account Description	FY 2025 Original Budget	FY 2025 Actual	FY 2026 Original Budget	FYD 2026 Actual	FY 2027 Tentative Budget
SERVICE CHARGE - PARKING	$ 1,200,000	$ -	$ 1,600,000	$ 338,629	$ 1,600,000
INVESTMENT EARNINGS	-	1,029	-	(1,481)	-
	$ 1,200,000	**$ 1,029**	**$ 1,600,000**	**$ 337,148**	**$ 1,600,000**

PARKING FUND EXPENSES

Account Description	FY 2025 Original Budget	FY 2025 Actual	FY 2026 Original Budget	FYD 2026 Actual	FY 2027 Tentative Budget
REGULAR SALARIES AND WAGES	$ 45,682	$ 19,271	$ 49,037	$ 42,440	$ 50,829
OVERTIME	16,500	362	668	526	460
FICA TAXES	3,151	1,473	3,683	3,227	3,820
RETIREMENT CONTRIBUTIONS-FRS	5,614	2,733	6,684	5,987	7,131
HEALTH AND DENTAL INSURANCE	14,000	6,177	14,673	13,619	17,721
LIFE INSURANCE	53	21	53	45	53
PROFESSIONAL SERVICES	50,000	-	248,136	1,300	247,000
PROFESSIONAL SERVICES - COST ALLOCATION	72,000	72,000	124,427	124,427	112,266
CONTRACT SERVICES	93,000	31,500	110,000	-	122,525
INFORMATION TECHNOLOGY SERVICES	-	-	11,864	11,864	12,420
OPERATING SUPPLIES	25,000	-	25,500	350	25,500
CONTINGENCY	775,000	-	775,000	-	770,000
CAPITAL - MACHINERY AND EQUIPMENT	100,000	-	230,275	124,432	230,275
	$ 1,200,000	**$ 133,536**	**$ 1,600,000**	**$ 328,218**	**$ 1,600,000**

INFORMATION TECHNOLOGY FUND REVENUES

Account Description	FY 2025 Original Budget	FY 2025 Actual	FY 2026 Original Budget	FYD 2026 Actual	FY 2027 Tentative Budget
CONTRIBUTION - INTERNAL SERVICE FUND	$ 5,780,721	$ 6,317,988	$ 5,705,721	$ 6,496,987	$ 6,406,285
INVESTMENT EARNINGS	-	67,670	75,000	52,338	-
	$ 5,780,721	**$ 6,385,658**	**$ 5,780,721**	**$ 6,549,325**	**$ 6,406,285**

INFORMATION TECHNOLOGY FUND EXPENSES

Account Description	FY 2025 Original Budget	FY 2025 Actual	FY 2026 Original Budget	FYD 2026 Actual	FY 2027 Tentative Budget
REGULAR SALARIES AND WAGES	$ 1,057,861	$ 966,186	$ 1,155,375	$ 979,479	$ 1,121,711
OVERTIME	49,213	36,936	30,000	25,971	30,000
FICA TAXES	77,131	72,540	83,083	73,030	80,597
RETIREMENT CONTRIBUTIONS	24,722	24,722	23,677	23,677	23,677
RETIREMENT CONTRIBUTIONS-FRS	155,266	135,226	151,939	131,058	150,208
HEALTH AND DENTAL INSURANCE	205,710	153,284	134,229	152,079	123,012
LIFE INSURANCE	537	641	768	611	715
PROFESSIONAL SERVICES	147,000	88,911	103,760	41,635	43,000
PROFESSIONAL SERVICES - COST ALLOCATION	437,330	437,330	463,583	463,583	529,835
CONTRACT SERVICES	1,642,250	2,864,642	1,625,360	1,489,662	1,763,158
TRAVEL AND PER DIEM	16,275	4,069	16,762	11,801	5,000
COMMUNICATION SERVICES	1,151,690	1,813,078	1,150,000	1,231,191	1,422,610
RENTALS AND LEASES	441	-	454	-	454
GENERAL INSURANCE	63,979	63,979	95,647	95,647	95,647
REPAIRS AND MAINTENANCE	200,000	7,641	200,000	564	273,147
FLEET SERVICES	48,138	48,163	73,147	73,147	85,542
OFFICE SUPPLIES	21,161	850	21,795	79,358	15,000
OPERATING SUPPLIES	157,500	108,925	162,225	23,376	47,000
SUBSCRIPTIONS AND MEMBERSHIPS	27,033	34,761	23,889	32,823	38,572
BOOKS AND PERIODICALS	2,709	-	2,790	-	400
TRAINING AND EMPLOYEE DEVELOPMENT	26,250	11,983	27,037	9,080	16,000
CAPITAL - MACHINERY AND EQUIPMENT	268,525	318,752	235,201	74,276	541,000
	$ 5,780,721	**$ 7,192,617**	**$ 5,780,721**	**$ 5,012,050**	**$ 6,406,285**

City of Riviera Beach, Florida
Tentative Budget Summary for October 1, 2026 to September 30, 2027 (Budget on First Reading)

GENERAL INSURANCE FUND REVENUES

Account Description	FY 2025 Original Budget	FY 2025 Actual	FY 2026 Original Budget	FYD 2026 Actual	FY 2027 Tentative Budget
CONTRIBUTION - INTERNAL SERVICE FUND	$ 5,932,952	$ 5,932,952	$ 8,952,852	$ 8,802,852	$ 7,325,559
INVESTMENT EARNINGS	21,048	464,332	21,875	275,872	250,000
SETTLEMENT PAYMENTS	-	1,593,901	-	453,685	-
MISCELLANEOUS REVENUES	-	42,802	-	-	-
	$ 5,954,000	**$ 8,033,987**	**$ 8,974,727**	**$ 9,532,409**	**$ 7,575,559**

GENERAL INSURANCE FUND EXPENSES

Account Description	FY 2025 Original Budget	FY 2025 Actual	FY 2026 Original Budget	FYD 2026 Actual	FY 2027 Tentative Budget
WORKERS COMPENSATION	$ 1,350,000	$ 578,072	$ 2,020,000	$ 865,449	$ 1,500,000
PROFESSIONAL SERVICES	264,000	205,597	254,727	155,056	275,559
BANK CHARGES AND FEES	-	10,956	-	10,250	-
GENERAL INSURANCE	3,750,000	1,893,723	4,500,000	3,363,440	4,300,000
INSURANCE SETTLEMENT	590,000	1,228,835	2,200,000	801,940	1,500,000
REFUNDS	-	1,250	-	-	-
	$ 5,954,000	**$ 3,918,433**	**$ 8,974,727**	**$ 5,196,135**	**$ 7,575,559**

City of Riviera Beach, Florida
Tentative Budget Summary for October 1, 2026 to September 30, 2027 (Budget on First Reading)

FLEET SERVICES FUND REVENUES

Account Description	FY 2025 Original Budget	FY 2025 Actual	FY 2026 Original Budget	FYD 2026 Actual	FY 2027 Tentative Budget
CONTRIBUTION - INTERNAL SERVICE FUND	$ 2,431,188	$ 2,380,779	$ 2,443,889	$ 2,431,965	$ 2,222,948
INVESTMENT EARNINGS	-	97,392	-	38,606	-
SALE OF SURPLUS ITEMS	250,761	-	127,725	-	124,725
	$ 2,681,949	**$ 2,478,171**	**$ 2,571,614**	**$ 2,470,571**	**$ 2,347,673**

FLEET SERVICES FUND EXPENSES

Account Description	FY 2025 Original Budget	FY 2025 Actual	FY 2026 Original Budget	FYD 2026 Actual	FY 2027 Tentative Budget
REGULAR SALARIES AND WAGES	$ 116,836	$ 79,643	$ 127,837	$ 70,949	$ 81,532
OVERTIME	10,000	3,690	-	3,142	-
FICA TAXES	5,098	6,375	9,780	5,668	6,237
RETIREMENT CONTRIBUTIONS	10,087	10,087	9,661	9,661	9,661
RETIREMENT CONTRIBUTIONS-FRS	-	121	6,632	-	-
HEALTH AND DENTAL INSURANCE	15,131	19,864	20,965	13,720	18,059
LIFE INSURANCE	53	71	53	45	53
PROFESSIONAL SERVICES - COST ALLOCATION	425,589	425,589	516,618	516,618	339,643
CONTRACT SERVICES	1,277,244	507,070	1,117,445	1,118,621	1,117,445
POSTAGE AND FREIGHT	105	-	-	-	-
GENERAL INSURANCE	34,658	34,658	51,812	51,812	51,812
REPAIRS AND MAINTENANCE	150,000	620,160	150,000	121,830	173,729
INFORMATION TECHNOLOGY SERVICES	75,587	75,587	23,729	23,729	12,420
PRINTING AND BINDING	2,105	-	500	-	500
OPERATING SUPPLIES	40,000	50,088	22,000	20,631	22,000
INVENTORY	17,606	76,604	14,582	-	14,582
FUEL AND LUBRICANTS	497,650	939,498	500,000	761,827	500,000
BOOKS AND PERIODICALS	1,050	-	-	-	-
TRAINING AND EMPLOYEE DEVELOPMENT	3,150	-	-	-	-
	$ 2,681,949	**$ 2,849,105**	**$ 2,571,614**	**$ 2,718,254**	**$ 2,347,673**

City of Riviera Beach

To: Honorable Mayor, Chairperson and City Councilmembers

From: Randy M. Sherman, Chief Financial Officer, CPA, CGFO, CTP

Through: William E. Wilkins, City Manager

Subject: **Ordinance Number 4326: An Ordinance of the City Council of the City of Riviera Beach, Palm Beach County, Florida, modifying and updating the City's Five-Year Capital Projects Plan for Fiscal Years 2026/2027 through 2030/2031; providing for a severability clause; and providing for an effective date.**

Date: September 08, 2026

CC: General Public

Background:

The City-wide Five-Year Capital Projects Plan for FY 2026/2027 through FY 2030/2031 is estimated at $828.561 million, which includes $250.697 million for general government projects, $553.328 million for USD and $24.536 million for the Marina. The FY 2027 capital budget amounts to $49.562 million which includes $35.552 million for general government, $12.510 million for the USD and $1.5 million for the Marina. Approximately $698.983 million is allocated to completing projects, which were started in previous years' budgets with $168.604 million for general government, $513.343 million for USD, and $17.036 million for Marina. Included in the Five-Year Capital Projects Plan is approximately $671.586 million for bond proceeds, grants or public private partnerships, which are necessary to ensure construction of the infrastructure and capital projects disclosed in the Five-Year Capital Projects Plan for FY 2027 through FY 2031. The City anticipates issuing public improvement bonds in an amount up to $60 million for general government projects with $22 million for the Police Station, $21 million for Parks and Recreation projects, and $17 million for street and roadway improvement projects. The City issued general obligation bonds in August 2026 in the amount of $115.0 million to fund the construction of Fire Station 86 - $25 million, Inlet

Grove Sports Complex - $45 million, Dan Calloway Recreation - $6.5 million, Parks Master Plan projects - $3.5 million, and the new Police Station - $35 million.

On June 17, 2026, the District's Board authorized the negotiated sale of Water and Sewer Revenue Bonds, Series 2026 in the initial aggregate principal amount not to exceed $475,000,000 for the purpose of financing the construction of the new water treatment facility and other utility projects. The District seeks to fund the projects through a combination of bond issuance and loan (s) through the State of Florida SRF loan program.

City Goals:

The City Wide Goals are:

- Enhance Government Stewardship: Strengthen the city's governance by ensuring transparency, accountability, and efficient use of resources.
- Achieve a Sustainable Economy: Foster economic growth and stability through strategic investments and policies that support local businesses and attract new investments.
- Accelerate Operational Excellence: Improve the efficiency and effectiveness of city services through continuous improvement initiatives and innovation.
- Build Great Neighborhoods: Invest in community development to enhance the quality of life for residents, including improvements in public safety, infrastructure, and recreational facilities.

Fiscal/Budget Impact:

The FY 2027 capital budget amounts to $49.562 million which includes $35.552 million for general government, $12.510 million for the USD and $1.5 million for the Marina.

Recommendation:

Staff recommends a Motion to approve Ordinance Number 4326.

Attachments:

1. Ordinance Number 4326.docx
2. 5-Year Capital Improvement Plan FY 2027 to FY 2031 (First Reading).pdf

Ordinance Number 4326

An Ordinance of the City Council of the City of Riviera Beach, Palm Beach County, Florida, modifying and updating the City's Five-Year Capital Projects Plan for Fiscal Years 2026/2027 through 2030/2031; providing for a severability clause; and providing for an effective date.

Whereas, the City's Comprehensive Plan shall contain a Capital Improvements Element designed to consider the need for and the location of public facilities in order to encourage the efficient use of such facilities; and

Whereas, Florida Statutes Section 163.3177 states that the Capital Improvement Element of the Comprehensive Plan must be reviewed by the local government on an annual basis; and

Whereas, a summary of the Five-Year Capital Projects Plan which complies with Florida Statutes Section 163.3177 is amended and attached as Exhibit A.

Now, therefore, be it ordained by the City Council of the City of Rivera Beach, Palm Beach County, Florida, as follows:

Section 1. The City Council modifies and updates the City's Five-Year Capital Projects Plan for Fiscal Years 2026/2027 through 2030/2031, attached hereto as Exhibit A.

Section 2. Should any word, phrase, clause, subsection, section, part of provision of this Ordinance be declared by court of competent jurisdiction to be invalid, the same shall not affect the validity of the Ordinance as a whole, or any part thereof other than the part declared invalid.

Section 3. All Ordinances or parts of Ordinances in conflict herewith or to the extent of such conflict shall be repealed.

Section 4. This Ordinance shall become effective immediately upon its passage.

Passed and Approved on the First Reading this_____day of_____2026.
Passed and Adopted on Second and Final Reading this_____day of_____2026.

Approved:

Douglas Lawson
Mayor

Bruce Guyton
Chairperson

Attest:

Glen Spiritis
Chair Pro Tem

Debrah Hall
Certified Municipal Clerk
City Clerk

KaShamba Miller-Anderson
Councilperson

Shirley D. Lanier
Councilperson

Fercella Davis Panier
Councilperson

1st Reading		**2nd & Final Reading**	
Motioned By:_____		**Motioned By:** _____	
Seconded By:_____		**Seconded By:** _____	
B. Guyton	_____	**B. Guyton**	_____
K. Miller-Anderson	_____	**K. Miller-Anderson**	_____
S. Lanier	_____	**S. Lanier**	_____
G. Spiritis	_____	**G. Spiritis**	_____
F. Davis Panier	_____	**F. Davis Panier**	_____

Reviewed as to Legal Sufficiency

_____
Dawn S. Wynn, City Attorney

Date: _____

Riviera Beach

CITY OF RIVIERA BEACH, FLORIDA

FIVE YEAR CAPITAL IMPROVEMENT PLAN

FY 2027 TO FY 2031

FOR FISCAL YEARS

October 1, 2026 through
September 30, 2031

Riviera Beach
Florida

All-America City
NATIONAL CIVIC LEAGUE

2026

CITY OF RIVIERA BEACH
FIVE-YEAR CAPITAL IMPROVEMENT PLAN FY 2027 TO FY 2031
GENERAL GOVERNMENT PROJECTS

GENERAL GOVERNMENT PROJECT TITLE	IN PROGRESS	FY 2027	FY 2028	FY 2029	FY 2030	FY 2031	FY 2027 - FY 2031	TOTAL PROJECT COSTS
34 STREET (AVENUE F TO BROADWAY)	2,312,566	-	-	-	-	-	-	2,312,566
AVENUE E (34 ST_SILVER BEACH ROAD_35 ST)	2,311,005	-	-	-	-	-	-	2,311,005
CITY HALL REPLACEMENT	28,500,000	-	-	-	-	-	-	28,500,000
CITY-WIDE SECURITY	-	200,000	150,000	50,000	-	-	400,000	400,000
CITY-WIDE SIDEWALKS	692,780	250,000	250,000	250,000	250,000	250,000	1,250,000	1,942,780
DAN CALLOWAY PARK IMPROVEMENTS	6,480,920	-	-	-	-	-	-	6,480,920
ECONOMIC OPPORTUNITY	248,088	-	-	-	-	-	-	248,088
FIRE APPARATUS-ENGINE	-	-	-	957,368	-	-	957,368	957,368
FIRE APPARATUS-ENGINE	-	-	-	957,368	-	-	957,368	957,368
FIRE APPARATUS-LADDER	-	1,528,029	-	-	-	-	1,528,029	1,528,029
FIRE APPARATUS-RESCUE REMOUNT	-	274,145	-	-	-	-	274,145	274,145
FIRE APPARATUS-RESCUE REMOUNT	-	-	275,426	-	-	-	275,426	275,426
FIRE APPARATUS-RESCUE REMOUNT	274,145	-	-	-	-	-	-	274,145
FIRE BUNKER GEAR	112,996	-	-	-	-	-	-	112,996
FIRE STATION 86	19,393,198	-	-	-	-	-	-	19,393,198
FPL STREETLIGHTING DESIGN	90,931	-	-	-	-	-	-	90,931
INLET GROVE SPORTS COMPLEX	44,982,813	-	-	-	-	-	-	44,982,813
LAKEVIEW PARK NEIGHBORHOOD IMPROVEMENTS	1,651,754	-	-	-	-	-	-	1,651,754
LIBRARY DIGITAL SIGN	-	125,000	-	-	-	-	125,000	125,000
LIBRARY ROOF REPLACEMENT	186,918	-	-	-	-	-	-	186,918
LINDSEY DAVIS RENOVATIONS	649,356	1,550,000	-	-	-	-	1,550,000	2,199,356
MUNICIPAL FACILITIES	340,593	500,000	500,000	500,000	500,000	-	2,000,000	2,340,593
NEIGHBORHOOD SIGNAGE REBRANDING	664,039	-	-	-	-	-	-	664,039
NORTH OCEAN BOULEVARD LANDSCAPING	135,996	-	-	-	-	-	-	135,996
NORTH OCEAN LIGHT RELOCATION	159,582	-	-	-	-	-	-	159,582
OCEAN RESCUE RENOVATION	500,000	-	-	-	-	-	-	500,000
PARK AVENUE IMPROVEMENTS	45,324	-	-	-	-	-	-	45,324
PARKING STUDY	51,756	-	-	-	-	-	-	51,756
PARKS MASTER PLAN	3,594,342	11,500,000	10,500,000	500,000	500,000	-	23,000,000	26,594,342
PLAYGROUND EQUIPMENT BROOKS CENTER	365,836	-	-	-	-	-	-	365,836
POLICE STATION	51,278,123	10,000,000	12,000,000	-	-	-	22,000,000	73,278,123
POLICE TECHNOLOGY ENHANCEMENTS	183,837	125,000	125,000	125,000	125,000	125,000	625,000	808,837
PUBLIC WORKS ROOF REPLACEMENT	-	750,000	1,000,000	-	-	-	1,750,000	1,750,000
STREETS MILLING & RESURFACING	2,262,203	8,750,000	11,500,000	1,500,000	1,500,000	2,000,000	25,250,000	27,512,203
TATE GYM RENOVATION	785,075	-	-	-	-	-	-	785,075
TRAFFIC CALMING	150,000	-	-	-	-	150,000	150,000	300,000
UNSAFE BUILDING DEMOLITION PROGRAM	200,000	-	-	-	-	-	-	200,000
TOTAL PROJECT COSTS	**$ 168,604,177**	**$ 35,552,174**	**$ 36,300,426**	**$ 4,839,736**	**$ 2,875,000**	**$ 2,525,000**	**$ 82,092,336**	**250,696,513**

CITY OF RIVIERA BEACH
FIVE-YEAR CAPITAL IMPROVEMENT PLAN FY 2027 TO FY 2031
GENERAL GOVERNMENT PROJECTS

GENERAL GOVERNMENT PROJECTS FUNDING SOURCES	IN PROGRESS	FY 2027	FY 2028	FY 2029	FY 2030	FY 2031	FY 2027 - FY 2031	TOTAL PROJECT COSTS
SALES TAX SURCHARGE	$ 28,500,000	$ -	$ -	$ -	$ -	$ -	$ -	$ 28,500,000
CAPITAL FINANCING	117,229,395	28,000,000	32,000,000	-	-	-	60,000,000	177,229,395
MAJOR DISASTER FUNDS	3,000,000	-	-	-	-	-	-	3,000,000
PAY AS YOU GO FUNDS	7,628,191	5,277,174	4,300,426	4,839,736	2,875,000	2,375,000	19,667,336	27,295,527
CAPITAL BONDS	135,996	-	-	-	-	-	-	135,996
GRANTS	1,800,267	400,000	-	-	-	-	400,000	2,200,267
IMPACT FEES	1,659,582	625,000	-	-	-	-	625,000	2,284,582
IMPACT FEES USD	664,039	-	-	-	-	-	-	664,039
CRA CONTRIBUTIONS	200,000	-	-	-	-	-	-	200,000
DEVELOPER CONTRIBUTION	707,829	-	-	-	-	-	-	707,829
GAS TAX	1,630,790	1,250,000	-	-	-	150,000	1,400,000	3,030,790
USD RENEWAL AND REPLACEMENT	5,000,000	-	-	-	-	-	-	5,000,000
BEAUTIFICATION FUND	448,088	-	-	-	-	-	-	448,088
TOTAL FUNDING SOURCES	**$ 168,604,177**	**$ 35,552,174**	**$ 36,300,426**	**$ 4,839,736**	**$ 2,875,000**	**$ 2,525,000**	**$ 82,092,336**	**$ 250,696,513**

CITY OF RIVIERA BEACH
FIVE-YEAR CAPITAL IMPROVEMENT PLAN FY 2027 TO FY 2031
UTILITY SPECIAL DISTRICT PROJECTS

UTILITY SPECIAL DISTRICT PROJECT TITLE	IN PROGRESS	FY 2027	FY 2028	FY 2029	FY 2030	FY 2031	FY 2027 - FY 2031	TOTAL PROJECT COSTS	
ARIEL CROSSING REHABILITATION	$ 1,800,000	$ 500,000	$ 250,000	$ 250,000	$ 300,000	$ 300,000	$ 1,600,000	$ 3,400,000	1
BOOSTER STATION PUMP REPLACEMENT	15,555	-	-	-	-	-	-	15,555	2
CANAL CROSSINGS C-17 AND CANAL M	1,819,969	-	-	-	-	-	-	1,819,969	3
CITY WIDE ROAD INFRASTRUCTURE	7,313,747	2,000,000	2,000,000	2,000,000	2,000,000	2,000,000	10,000,000	17,313,747	4
FIRE HYDRANT VALVE REPLACEMENT	217,799	60,000	60,000	75,000	75,000	75,000	345,000	562,799	5
INTRACOASTAL FORCE MAIN	19,930,282	6,000,000	-	-	-	-	6,000,000	25,930,282	6
INTRACOASTAL WATER MAIN	19,862,852	-	-	-	-	-	-	19,862,852	7
LIFT STATION NO. 48 CULVERT	195,400	-	-	-	-	-	-	195,400	8
LIFT STATION NO. 16 REHABILITATION	500,000	-	-	-	-	-	-	500,000	9
LIFT STATION NO. 47 REHABILITATION	22,387,236	-	-	-	-	-	-	22,387,236	10
LIFT STATION COMMUNICATION UPGRADE	3,582,030	-	-	-	-	-	-	3,582,030	11
LIFT STATION EMERGENCY GENERATORS	138,741	-	-	-	-	-	-	138,741	12
LIFT STATION NO. 47 EMERGENCY GENERATOR	407,174	-	-	-	-	-	-	407,174	13
LIFT STATION PUMP REPLACEMENT	210,440	-	150,000	160,000	160,000	160,000	630,000	840,440	14
LIFT STATIONS AND WELLS GENERATORS	947,691	-	250,000	250,000	250,000	250,000	1,000,000	1,947,691	15
LIFT STATIONS REHABILITATION	2,135,414	400,000	400,000	400,000	400,000	400,000	2,000,000	4,135,414	16
LIFT STATIONS UPGRADE	2,055,520	-	-	-	-	-	-	2,055,520	17
NEW WATER TREATMENT FACILITY	412,327,430	-	-	-	-	-	-	412,327,430	18
RAW WATER WELL IMPROVEMENTS	3,276,959	-	-	-	-	-	-	3,276,959	19
RAW WATER WELLS MAJOR MAINTAINENANCE	1,040,820	300,000	300,000	300,000	330,000	330,000	1,560,000	2,600,820	20
SCADA REPLACEMENT	161,312	-	-	-	-	-	-	161,312	21
UNDERGROUND ON CALL CONTRACTOR	177,639	500,000	500,000	500,000	550,000	550,000	2,600,000	2,777,639	22
USD MAINTENANCE FACILITY	3,449,939	-	-	-	-	-	-	3,449,939	23
USD WATER TREATMENT PLANT MAINT	100,280	-	-	-	-	-	-	100,280	24
WASTEWATER SYSTEM RENEWAL AND REPLACEMENT	3,782,957	1,250,000	1,250,000	1,300,000	1,350,000	1,350,000	6,500,000	10,282,957	25
WATER & WASTEWATER IMPROVEMENTS	157,029	-	-	-	-	-	-	157,029	26
WATER MAIN RENEWAL AND REPLACEMENT	4,586,095	1,250,000	1,250,000	1,300,000	1,350,000	1,350,000	6,500,000	11,086,095	27
WATER METERS REPLACEMENT	262,730	250,000	250,000	250,000	250,000	250,000	1,250,000	1,512,730	28
WELLS REHABILITATION AND CONSTRUCTION	500,000	-	-	-	-	-	-	500,000	29
TOTAL PROJECT COSTS	**$ 513,343,040**	**$ 12,510,000**	**$ 6,660,000**	**$ 6,785,000**	**$ 7,015,000**	**$ 7,015,000**	**$ 39,985,000**	**$ 553,328,040**	

UTILITY SPECIAL DISTRICT PROJECT TITLE	IN PROGRESS	FY 2027	FY 2028	FY 2029	FY 2030	FY 2031	FY 2027 - FY 2031	TOTAL PROJECT COSTS
PRIOR BONDS	$ 7,243,134	$ -	$ -	$ -	$ -	$ -	$ -	$ 7,243,134
CAPITAL BONDS	470,365,913	7,175,000	900,000	900,000	950,000	950,000	10,875,000	481,240,913
GRANTS	3,536,303	-	-	-	-	-	-	3,536,303
RENEWAL AND REPLACEMENT	32,197,690	5,335,000	5,760,000	5,885,000	6,065,000	6,065,000	29,110,000	61,307,690
TOTAL FUNDING SOURCES	**$ 513,343,040**	**$ 12,510,000**	**$ 6,660,000**	**$ 6,785,000**	**$ 7,015,000**	**$ 7,015,000**	**$ 39,985,000**	**$ 553,328,040**

CITY OF RIVIERA BEACH
FIVE-YEAR CAPITAL IMPROVEMENT PLAN FY 2027 TO FY 2031
MARINA PROJECTS

MARINA PROJECT TITLE	IN PROGRESS	FY 2027	FY 2028	FY 2029	FY 2030	FY 2031	FY 2027 - FY 2031	TOTAL PROJECT COSTS
MARINA PHASE IV EXPANSION	$ 17,036,016	$ 1,500,000	$ 1,500,000	$ 1,500,000	$ 1,500,000	$ 1,500,000	$ 7,500,000	$ 24,536,016
TOTAL PROJECT COSTS	**17,036,016**	**1,500,000**	**1,500,000**	**1,500,000**	**1,500,000**	**1,500,000**	**7,500,000.00**	**24,536,016**

MARINA FUNDING SOURCES	IN PROGRESS	FY 2027	FY 2028	FY 2029	FY 2030	FY 2031	FY 2027 - FY 2031	TOTAL PROJECT COSTS
RENEWAL AND REPLACEMENT AND FIND GRANTS	17,036,016	1,500,000	1,500,000	1,500,000	1,500,000	1,500,000	7,500,000	24,536,016
TOTAL FUNDING SOURCES	**$ 17,036,016**	**$ 1,500,000**	**$ 1,500,000**	**$ 1,500,000**	**$ 1,500,000**	**$ 1,500,000**	**$ 7,500,000**	**$ 24,536,016**