



Public Utility Board Agenda
Rochester Boards & Commissions - Public Utility Board
January 27, 2026
4:00 p.m.

Attending and Viewing the Meeting

Attend the Meeting in Person: Rochester Public Utilities - Community Room, 4000 E River Rd NE

View Meeting via YouTube: <https://www.youtube.com/@RPUTV>

Watch & Listen via Teams: [Teams Link](#) Meeting ID: 258 313 436 565 18 Passcode: FU9nW6dk

Telephone in and Listen via Teams: Call: 347-352-4853 Conference ID: 718 071 60#

A recording is made available after the meeting at the [City's website](#).

Call to Order/Roll Call

- 1. Approval of Agenda**
- 2. Safety Moment**
- 3. Consent Agenda**

3.A. Minutes of the Rochester Public Utility Board Meeting of December 16, 2025

Approve the minutes and video of the December 16, 2025, meeting of the Rochester Public Utility (RPU) Board.

3.B. Review of Accounts Payable

Review the list of consolidated and summarized transactions for 12/09/2025 to 01/09/2026 in the total amount of \$21,024,810.07.

3.C. 2026-2029 ESRI Citywide Small Government Enterprise Agreement Renewal

Approve a resolution to enter into the Agreement with Environmental Systems Research Institute, Inc. in the amount of \$390,740 and authorize the Mayor and City Clerk to execute the Agreement, subject to Council approval.

Open Public Comment Period

This agenda section is for the purpose of allowing citizens to address the Utility Board. Comments are limited to 2 minutes, total comment period limited to 20 minutes. Any speakers not having the opportunity to be heard will be the first to present at the next Board meeting.

4. Regular Agenda

5. Informational

5.A. 2026 Strategic Initiatives, Year Ahead Review

Informational only. No action required.

6. Board Policy Review

6.A. RPU Index of Board Policies

Review the Index of Board Policies to summarize progress on policy updates and determine future policy review items.

7. General Managers Report

7.A. General Managers Report

Informational only. No action required.

8. Division Reports & Metrics

8.A. Division Reports and Metrics for January 2026

Review the reports from each of RPU's divisions: Safety, Water Division, Power Delivery, Power Resources, Customer Relations, Information Technology, and Corporate Services.

9. Other Business

10. Adjournment



REQUEST FOR ACTION

Minutes of the Rochester Public Utility Board Meeting
of December 16, 2025

MEETING DATE:

January 27, 2026

ORIGINATING DEPT:

Rochester Public Utilities

AGENDA SECTION:

Consent Agenda

PRESENTER:

Tim McCollough, General
Manager

Action Requested:

Approve the minutes and video of the December 16, 2025, meeting of the Rochester Public Utility (RPU) Board.

Report Narrative:

Official minutes of the RPU Board are published in accordance with the Open Meeting Law, capturing the official record of the RPU Board.

Policy Considerations & DEI Impact:

Minutes and video of the appointed boards of the City provide access and transparency to RPU systems, processes, and decision making.

Prior Legislative Actions & Community Engagement:

Minutes of the previous RPU Board meeting are generated monthly.

Fiscal & Resource Impact:

No fiscal impact of publishing minutes.

Prepared By:

Erin Henry-Loftus

Attachments:

[Exhibit - 20251216 Public Utility Board Minutes](#)



**CITY OF ROCHESTER, MINNESOTA
Public Utility Board MINUTES**

Attending and Viewing the Meeting

[Call to Order/Roll Call](#)

Meeting started at 4:00 p.m.

Attendee Name	Status
Melissa Graner Johnson	Present
Brett Gorden	Present
Patrick Keane	Present
Malachi McNeilus	Present
Wendy L Turri	Present

1) [Approval of Agenda](#)

Motion to approve the agenda.

MOVER: Melissa Graner Johnson
SECONDER: Wendy L Turri
AYES: Melissa Graner Johnson, Brett Gorden, Patrick Keane,
Malachi McNeilus, Wendy L Turri
RESULT: **APPROVED [UNANIMOUS]**

2) [Recognition](#)

2.A) Recognition of Melissa Graner Johnson

Official Act: Recognize and thank retiring Board Member Melissa Graner Johnson for her service.

[Cover Page](#) 

[20251216 - Resolution - Recognition of Melissa Graner Johnson](#) 

[Board President Malachi McNeilus addressed the Board.](#)

Motion to approve the Resolution to recognize and thank retiring Board Member Melissa Graner Johnson for her service.

MOVER: Patrick Keane
SECONDER: Brett Gorden
AYES: Melissa Graner Johnson, Brett Gorden, Patrick Keane,
Malachi McNeilus, Wendy L Turri

RESULT: APPROVED [UNANIMOUS]

3) Safety Moment

Bob Cooke, Safety Manager, presented to the Board.

4) Consent Agenda

4.A) Minutes of the Rochester Public Utility Board Meeting of November 25, 2025

Official Act: Approve the minutes and video of the November 25, 2025, meeting of the Rochester Public Utility (RPU) Board.

[Cover Page](#) 

[Exhibit - Public Utility Board Minutes from November 25, 2025](#) 

4.B) Review of Accounts Payable

Official Act: Review the list of consolidated and summarized transactions for 11/13/2025 to 12/08/2025 in the total amount of \$14,387,212.89.

[Cover Page](#) 

[Exhibit - AP Board List Current Month](#) 

4.C) Reject Bid for Construction of Ponderosa Pines Booster Station - Project #2025-15

Official Act: Approve the rejection of the bid from Elcor Construction for the construction of the Ponderosa Pines Booster Station.

[Cover Page](#) 

[20251216 - Resolution - Bid Rejection for Construction of Ponderosa Pines Booster](#) 

4.D) 2026 Hourly Power Line Clearance Tree Services

Official Act: Approve a resolution for accepting the 2026 hourly tree trimming labor and equipment rates for services with Asplundh Tree Expert, LLC, and authorize the Project Manager to execute the services up to the approved budget amount. Annual costs for this contract will be funded through approval of the budget.

[Cover Page](#) 

[Exhibit - Asplundh Hourly Rates - Schedule of Rates and History 2026](#) 

[20251216 - Resolution - 2026 Hourly Power Line Tree Clearance](#) 

Motion to approve the consent items in block (4.A. - 4.D.).

MOVER: Patrick Keane

SECONDER: Brett Gorden

AYES: Melissa Graner Johnson, Brett Gorden, Patrick Keane,
Malachi McNeilus, Wendy L Turri

RESULT: APPROVED [UNANIMOUS]

Open Public Comment Period

None.

5) Consideration of Bids

Neil Stiller, Manager of Maintenance and Construction - T&D, discussed this item with the Board.

5.A) 2026 Lump Sum Power Line Clearance Tree Services

Official Act: Approve a resolution to accept the bids for the 2026 Lump Sum tree trimming services as follows: 1) Asplundh Tree Expert, LLC \$109,197.00 + tax 2) New Age Tree Service, LLC \$685,661.55 + tax and authorize the Project Manager to manage the contracts up to the approved budget amount. All awards are subject to applicable tax.

Cover Page 

Exhibit - 2026 Lump Sum Bid Tab 

20251216 - Resolution - 2026 Lump Sum Power Line Clearance Tree Services 

Approve a resolution to accept the bids for the 2026 Lump Sum tree trimming services as follows: 1) Asplundh Tree Expert, LLC \$109,197.00 + tax 2) New Age Tree Service, LLC \$685,661.55 + tax and authorize the Project Manager to manage the contracts up to the approved budget amount. All awards are subject to applicable tax.

MOVER: Melissa Graner Johnson
SECONDER: Patrick Keane
AYES: Melissa Graner Johnson, Brett Gorden, Patrick Keane, Malachi McNeilus, Wendy L Turri
RESULT: **APPROVED [UNANIMOUS]**

6) Regular Agenda

6.A) Enterprise Resource Planning (ERP) Project

Official Act: Adopt a Resolution amending the Electric Utility budget consistent with the updated financing plan and to authorize the expenditure of the approved ERP implementation funds. This authorization includes entering into additional contracts within the approved budget to support RPU specific integrations, customization, and related implementation activities necessary for the SAP S4HANA deployment.

Peter Hogan, Director of Corporate Services, presented to the Board.

Cover Page 

20251216 - Resolution - Enterprise Resource Planning (ERP) Project 

Adopt a Resolution amending the Electric Utility budget consistent with the updated financing plan and to authorize the expenditure of the approved ERP implementation funds. This authorization includes entering into additional contracts within the approved budget to support RPU specific integrations, customization, and related implementation activities necessary for the SAP S4HANA deployment.

MOVER: Patrick Keane
SECONDER: Wendy L Turri
AYES: Melissa Graner Johnson, Brett Gorden, Patrick Keane, Malachi McNeilus, Wendy L Turri
RESULT: **APPROVED [UNANIMOUS]**

6.B) [Grid North Partners Joint Development Agreement for Rochester Public Utilities' participation in the Mankato to Mississippi River Transmission Project](#)

Official Act: Adopt a resolution formally recommending that the Rochester City Council approve the Joint Development Agreement (JDA) for Rochester Public Utilities' participation in the Mankato to Mississippi River Transmission Project at an ownership level of \$28,884,000, plus a 15% contingency of \$4,332,600, for a total authorized amount of \$33,216,600 and that the Rochester City Council delegate authority to the RPU project manager to perform the acts to execute the project. Further, recommend that the City Council delegate to the RPU General Manager and the Rochester City Attorney the authority to approve any final non-material changes to the JDA prior to execution. Also recommend that the City Council delegate to the RPU General Manager and the Rochester City Attorney the authority to approve the execution of all future amended and restated December 2012 CapX2020 operating agreements required to incorporate the Mankato to Mississippi River Project facilities, including but not limited to the Joint Cooperation Agreement, Transmission Capacity Exchange Agreement, Transmission-to-Transmission Interconnection Agreement, Project Participation Agreement, Minnesota Construction Management Agreement, and the Minnesota Operation and Maintenance Agreement.

[Scott Nickels, Director of Power Delivery, presented to the Board.](#)

[Randy Anderton, Manager of Electrical Engineering, presented to the Board.](#)

[City Attorney, Michael Spindler-Krage, answered questions for the Board.](#)

[Cover Page](#) 

[Exhibit - La Crosse MN LRTP 4 Joint Development Agreement](#) 

[20251216 - Resolution - GNP Joint Development Agreement for LRTP4](#) 

Adopt a resolution formally recommending that the Rochester City Council approve the Joint Development Agreement (JDA) for Rochester Public Utilities' participation in the Mankato to Mississippi River Transmission Project at an ownership level of \$28,884,000, plus a 15% contingency of \$4,332,600, for a total authorized amount of \$33,216,600 and that the Rochester City Council delegate authority to the RPU project manager to perform the acts to execute the project. Further, recommend that the City Council delegate to the RPU General Manager and the Rochester City Attorney the authority to approve any final non-material changes to the JDA prior to execution. Also recommend that the City Council delegate to the RPU General Manager and the Rochester City Attorney the authority to approve the execution of all future amended and restated December 2012 CapX2020 operating agreements required to incorporate the Mankato to Mississippi River Project facilities, including but not limited to the Joint Cooperation Agreement, Transmission Capacity Exchange Agreement, Transmission-to-Transmission Interconnection Agreement, Project Participation Agreement, Minnesota Construction Management Agreement, and the Minnesota Operation and Maintenance Agreement.

MOVER: Melissa Graner Johnson
SECONDER: Brett Gorden
AYES: Melissa Graner Johnson, Brett Gorden, Patrick Keane, Malachi McNeilus, Wendy L Turri
RESULT: **APPROVED [UNANIMOUS]**

6.C) [Letter of Agreement with SMMPA Regarding Battery Charging and Discharging Treatment Under the Power Sales Contract](#)

Official Act: Approve a resolution authorizing the General Manager and the City Attorney to negotiate, finalize, and execute a Letter of Agreement with SMMPA detailing the implementation, metering, and settlement treatment of the Rochester

battery storage project, consistent with the high level SMMPA Board action adopted on December 10. This authorization will allow RPU to complete the final documentation required to implement the project's operational framework under the Power Sales Contract and to move forward toward commercial operation.

[Bill Bullock, Director of Power Resources, presented to the Board.](#)

[Cover Page](#) 

[20251216 - Resolution - ESSA SMMPA Agreement](#) 

Approve a resolution authorizing the General Manager and the City Attorney to negotiate, finalize, and execute a Letter of Agreement with SMMPA detailing the implementation, metering, and settlement treatment of the Rochester battery storage project, consistent with the high level SMMPA Board action adopted on December 10. This authorization will allow RPU to complete the final documentation required to implement the project's operational framework under the Power Sales Contract and to move forward toward commercial operation.

MOVER: Patrick Keane
SECONDER: Wendy L Turri
AYES: Melissa Graner Johnson, Brett Gorden, Patrick Keane, Malachi McNeilus, Wendy L Turri
RESULT: **APPROVED [UNANIMOUS]**

7) [***Informational***](#)

Patty Hanson, Director of Customer Relations, presented to the Board.

7.A) My Meter Update: Benchmarking and Customer Portal

Official Act: Informational only. No action required.

[Cover Page](#) 

8) [***Board Policy Review***](#)

Timothy McCollough, General Manager, addressed the Board.

8.A) RPU Index of Board Policies

Official Act: Review the Index of Board Policies to summarize progress on policy updates and determine future policy review items.

[Cover Page](#) 

[Exhibit - Rochester Public Utilities Index of Board Policies](#) 

Vice President Wendy Turri and Board Member Patrick Keane were assigned to an Ad Hoc Group to review RPU Board Policy 11: Worker Safety.

9) [***General Managers Report***](#)

Timothy McCollough, General Manager, presented to the Board.

9.A) General Managers Report

Official Act: Informational only. No action required.

[Cover Page](#) 

10) [Division Reports & Metrics](#)

10.A) Division Reports and Metrics for December 2025

Official Act: Review the reports from each of RPU's divisions: Safety, Water Division, Power Delivery, Power Resources, Customer Relations, Information Technology, and Corporate Services.

[Scott Nickels, Director of Power Delivery, answered questions for the Board.](#)

[Cover Page](#) 

[Exhibit - December Division Reports](#) 

11) [Other Business](#)

None.

12) [Adjournment](#)

12) Adjournment

MOVER:	Patrick Keane
SECONDER:	Brett Gorden
AYES:	Melissa Graner Johnson, Brett Gorden, Patrick Keane, Malachi McNeilus, Wendy L Turri
RESULT:	APPROVED [UNANIMOUS]

Meeting adjourned at 5:56pm.



REQUEST FOR ACTION

Review of Accounts Payable

MEETING DATE:

January 27, 2026

ORIGINATING DEPT:

Rochester Public Utilities

AGENDA SECTION:

Consent Agenda

PRESENTER:

Tim McCollough, General
Manager

Action Requested:

Review the list of consolidated and summarized transactions for 12/09/2025 to 01/09/2026 in the total amount of \$21,024,810.07.

Report Narrative:

Reference the detailed Rochester Public Utilities A/P Board Listing by Dollar Range Report (attached).

Policy Considerations & DEI Impact:

This item is in compliance with Minnesota statute 412.271 requiring all claims to be reviewed by boards and councils.

Fiscal & Resource Impact:

This is for payment of previously approved amounts, through budget or other Board action.

Prepared By:

Erin Henry-Loftus

Attachments:

[Exhibit - AP Board List Current Month](#)

ROCHESTER PUBLIC UTILITIES
A/P Board Listing By Dollar Range
For 12/09/2025 To 01/09/2026
Consolidated & Summarized Below 1,000

Greater than 50,000 :

1	SOUTHERN MN MUNICIPAL POWER A	December SMMPA Bill	8,765,382.05
2	SOLAR TURBINES, INC.	Mt.Simon Gas Turbine Gen-Milestone Pmt #2	3,680,357.80
3	CITY OF ROCHESTER	Water Utility Share Costs 2025	2,297,092.70
4	MN DEPT OF REVENUE	November Sales & Use Tax	949,903.67
5	WEG TRANSFORMERS USA LLC	Power Transformer Mt. Simon	412,480.00
6	CITY OF ROCHESTER	RPU Cost Share Marion Road/Mayo Clinic	284,939.35
7	CONSTELLATION NEWENERGY-GAS D	November Gas Service - SLP	192,216.07
8	PARAGON DEVELOPMENT SYSTEMS,	1Yr VMware vSphere Foundation	174,066.84
9	VEIT & CO INC (CONSTRUCTION)	Marion Rd Duct Bank Parks	145,858.38
10	BORDER STATES ELECTRIC SUPPLY	10EA-CVT, Outdoor, 161kV 1400/800:1 Meter	125,329.70
11	UTIL-ASSIST INC	AMI Systems Integrator	123,477.38
12	UDC dba	ESRI Electric Network Migration	122,159.00
13	THE ENERGY AUTHORITY INC	MISO PRA Adjust PY25/26 Winter-Part 1 of 1	115,051.93
14	ASPLUNDH TREE EXPERT LLC (P)	2025 Hourly Tree Trimming	110,947.70
15	WEST 34 PARTNERS, LLC	Oversize Water Main Reimb-Badger Heights	102,762.00
16	MN DEPT OF HEALTH	Community Water Supply Fee Oct - Dec 2025	102,650.00
17	RESCO	72EA-SL Pole, 25', Residential, 21' Mtg Ht	80,181.90
18	MMUA	2026 Member Dues	80,000.00
19	OSMOSE UTILITIES SERVICES INC	Distribution Inspection Services:OH/UG	77,367.87
20	N HARRIS COMPUTER CORP	Managed Services Bundle 12/1/2025-8/31/2026	75,026.25
21	VENA SOLUTIONS USA INC	2026 Budget SaaS Vena	72,500.00
22	STANTEC CONSULTING SERVICES I	Permit Application/EAW - Mt. Simon	66,800.45
23	MITSUBISHI POWER AERO LLC (P)	GT2B Bearing Repair Kit	66,637.14
24	ROCH AREA ECONOMIC DEVELOPMEN	RAEDI 2026 Investment	55,000.00
25	SURVEYING AND MAPPING, LLC	Aerial LIDAR Services: Transmission Line	52,500.00
26	EPLUS TECHNOLOGY INC	76EA-Catalyst 9164I AP(W6E,Tri-Band 4X4)	52,339.36
27	FARMLAND, LLC	Oversize Water Main Reimbursement-Hadley Creek 5	52,145.00
28	N HARRIS COMPUTER CORP	Cayenta AMI Integration SOW - Phase 2	50,851.13
29			
30		Price Range Total:	18,486,023.67

5,000 to 50,000 :

34	DOBLE ENGINEERING COMPANY (P)	2026 Insulation Analyzer Lease	46,750.00
35	PAYMENTUS CORPORATION	November Electronic Bill Payment Services	46,727.00
36	NPL CONSTRUCTION	Cassidy Farms Subdiv Joint Tr Directional Boring	41,989.39
37	BELL LUMBER & POLE COMPANY	35EA-Pole, 40ft, WRC, CL3	41,860.00
38	CONSTELLATION NEWENERGY-GAS D	November Gas Services-WES	40,324.52
39	DAKOTA SUPPLY GROUP	12EA-SL Pole, 30' 9" Mtg Ht	39,501.00
40	PREMIER ELECTRICAL CORP dba	Furnish/Install 52 LED Lgts,Fixtures-Warehouse	37,439.00
41	DOXIM UTILITEC LLC	December 2025 Bill Print and Mail Services	36,992.19
42	NPL CONSTRUCTION	Badger Heights Subdiv Joint Tr Directional Boring	36,804.82
43	SHORT ELLIOTT HENDRICKSON INC	Lead Service Line Replacement - Phase 1	35,476.85
44	NPL CONSTRUCTION	Hadley Creek Subdiv Joint Tr Directional Boring	35,050.28
45	MN DEPT OF COMMERCE	Q3 2026 Indirect Assessment	33,148.30
46	BORDER STATES ELECTRIC SUPPLY	1EA-Cabinet, Primary Meter 300Amp	32,554.84
47	SIEMENS INDUSTRY INC (P)	PSSE License -3 Yr Term	32,222.81
48	B & B TRANSFORMER INC	1EA-Trans, PM, 3ph, 750kVA, 13.8/8, 480	32,090.85
49	ECHO SOLAR 2022 HOLDCO LLC	November Solar Power	31,774.36
50	POWELL ELECTRICAL SYSTEMS INC	Order Acceptance - 20% Down Payment	31,468.00
51	EPLUS TECHNOLOGY INC	Install/Configuration of CISCO	31,250.00

ROCHESTER PUBLIC UTILITIES
A/P Board Listing By Dollar Range
For 12/09/2025 To 01/09/2026
Consolidated & Summarized Below 1,000

52	KERRY BIO SCIENCE	CIP-VSDs-Incnavts/Rebates	30,700.00
53	WHITLOCK CONSULTING GROUP LLC	AMI/MDM Implementation Services	28,594.51
54	ULTEIG OPERATIONS LLC	Arc Flash Study Update 2025-26	28,537.50
55	BARR ENGINEERING COMPANY (P)	Annual Hydro Inspection	26,845.69
56	PEOPLES ENERGY COOPERATIVE (P)	December Compensable	26,511.94
57	PEOPLES ENERGY COOPERATIVE (P)	November Compensable	26,203.77
58	AE2S	Water System Master Plan	25,244.50
59	L & S ELECTRIC INC (P)	Plant Control Logic Update	24,988.00
60	ROCH SAND & GRAVEL INC	Oversize Water Main Reimb-Roch Sand & Gravel	24,333.00
61	A & A ELECT & UNDERGROUND CON	2025 Directional Boring	23,330.87
62	PREMIER ELECTRICAL CORP dba	Final LED Lights Upgrade - Fleet	22,776.00
63	SPENCER FANE LLP	Legal Services for Wind PPA's	22,557.50
64	PINE SOUTHWEST,LLC	Oversize Water Main Reimb-Ponderosa Pine	21,450.00
65	ELCOR CONSTRUCTION INC	7th St Station Paving Area - 32,000 SF	20,550.00
66	DGR ENGINEERING dba	Oct/Nov Srvs-Solar Engines Turbine Contract Adm	20,544.25
67	FITCH INC	Relationship Fee 12/1/25-11/30/26	20,000.00
68	ITRON INC	2026 Itron Security and ISM Hosted Application	19,908.87
69	US BANK-VOYAGER	December Fuel	19,842.34
70	HARRIS ROCHESTER INC (HIMEC)	Rain Leader & Vent Relocation Services	19,600.00
71	CLEAN HARBORS ENVIRONMENTAL S	GT1:Clean Inside Enclosure/Excavate Soil	19,551.12
72	SUPERIOR COMPANIES OF MINNESO	Well #30 HVAC Improvements	19,550.00
73	STONEBROOKE OF ROCHESTER, LLC	Oversize Water Main Reimb-Stonebrooke 6th Add	19,214.00
74	CONSTELLATION NEWENERGY-GAS D	November Gas Services-Cascade Creek	19,061.88
75	TANI DIVISION BD SCHIFFLER IN	GT1 Blanket Removal	16,965.34
76	UTIL-ASSIST INC	AMI Data ETL and Presentment	16,796.73
77	SOLAR CONNECTION INC	Fire Station #3 54.74 KW DC Solar Proj.	15,302.00
78	SOLAR CONNECTION INC	Fire Station #1 54.74 KW DC Solar Proj 10% Down	15,702.00
79	SOLAR CONNECTION INC	City Hall 54.74 KW DC Solar Proj 10% Down	15,578.00
80	SOLAR CONNECTION INC	Fire Station #2 54.74 KW DC Solar Proj 10% Down	15,397.00
81	RVNA TECHNOLOGIES LLC	October Vena Support Srvs	15,262.50
82	SOLAR CONNECTION INC	Civic Theatre 54.74 KW DC Solar Proj 10% Down	15,053.00
83	SOLAR CONNECTION INC	PW Transport Ctr 54.74 KW DC Solar Proj 10% Down	14,820.00
84	SOLAR CONNECTION INC	Nat Volleyball Ctr 54.74 KW DC Solar Proj 10% Down	14,820.00
85	SOLAR CONNECTION INC	Fire Station #4 54.74 KW DC Solar Proj 10% Down	14,788.00
86	SOLAR CONNECTION INC	Fire Station #5 54.74 KW DC Solar Proj 10% Down	14,707.00
87	DAVIES PRINTING COMPANY INC	2026 Plugged In Printing Services	14,671.51
88	SOLAR CONNECTION INC	RPU - Well 40 54.74 KW DC Solar Proj 10% Down	14,541.00
89	SOLAR CONNECTION INC	RPU - Well 41 54.74 KW DC Solar Proj 10% Down	14,541.00
90	RADIAN RESEARCH INC	2EA-Meter Socket WECO-310, Voltage 69v	14,535.00
91	SOLAR CONNECTION INC	125 Live Sen Crt 54.74 KW DC Solar Proj 10% Down	14,408.00
92	SOLAR CONNECTION INC	Recreation Ctr 54.74 KW DC Solar Proj 10% Down	14,408.00
93	SOLAR CONNECTION INC	Library 54.74 KW DC Solar Project 10% Down	14,335.00
94	SOLAR CONNECTION INC	Mayo Civic Center 54.74 KW DC Solar Proj 10% Down	14,171.00
95	BORDER STATES ELECTRIC SUPPLY	1EA-Bushing, 138KV,Trans HV	14,001.56
96	EOCENE ENVIRONMENTAL GROUP IN	2025 Task 2 Growth Study and Cycle Analysis	13,500.00
97	BARR ENGINEERING COMPANY (P)	Groundwater Management Study	13,454.00
98	DAVIES PRINTING COMPANY INC	2026 Plugged In Printing Services	13,316.63
99	WARTSILA NORTH AMERICA	1EA-CWS, LT/HT Water Pump, WES	13,095.33
100	SOLAR CONNECTION INC	RPU Serv Center 54.74 KW DC Solar Proj 10% Down	13,048.00
101	EPLUS TECHNOLOGY INC	Wind Turbine Networking-SOW Acceptance	12,290.63
102	L & S ELECTRIC INC (P)	8EA-Filter, Generator, Oil Filter, WES	12,098.25
103	CENTURYLINK (P)	2025 Monthly Telecommunications	12,097.51
104	SOLID WASTE OLMSTED COUNTY	2025 OC CFL/LED Bulb Recycling Costs	12,000.00

ROCHESTER PUBLIC UTILITIES
A/P Board Listing By Dollar Range
For 12/09/2025 To 01/09/2026
Consolidated & Summarized Below 1,000

105	WHITE SPACE LLC NEIGHBORLY CR	2025 Plugged In Design	12,000.00
106	DELL MARKETING LP	10EA-Laptop, Dell Pro 14 inch	11,829.89
107	VISION METERING LLC	360EA-Meter, 2S AMR (Refurbished)	11,542.50
108	ARTECHE USA INC	3EA-CT, BAR, 1200/5 15KV C200/C250, Substation	10,901.25
109	HAWK & SON'S STEEL ERECTION	Floor Decking Services	10,875.00
110	SYNERGY SYSTEMS INC	1EA-Analyzer, Ranger PM7000S	10,869.19
111	DAKOTA SUPPLY GROUP	10EA-Mast Arm, 6' for 2690	10,690.00
112	EPLUS TECHNOLOGY INC	6EA-CISCO ISA3000 Threat Defense 3YR Sub	10,486.62
113	STOEL RIVES LLP	GNP - Legal Counsel - Nov Svcs	9,791.10
114	HACH COMPANY	156BOX-Chem. AccuVac Ampules for Fluoride	9,311.64
115	HAWKINS INC	2025 Chlorine Gas	8,309.63
116	ROBERT B HILL CO INC	1EA-Single Carbon Tank/Media Replacement	8,171.66
117	WHKS & CO	TH14 Casing Crossing-Electric	7,917.77
118	PARAGON DEVELOPMENT SYSTEMS,	1Yr Site Recovery Manager	7,671.06
119	STEVE GENTRY CONSTRUCTION LLC	Roof Replacement, Well #29	7,613.00
120	WELLS FARGO BANK ACCT ANALYSI	December 2025 Banking Services	7,515.97
121	CITY OF ROCHESTER	ERP-Contract Negotiation	7,500.00
122	MEGGER (P)	1EA-Ratiometer, Handheld, 125 VAC-125 VA	7,406.44
123	EPLUS TECHNOLOGY INC	2025 Network Maintenance Services	7,382.50
124	STANTEC CONSULTING SERVICES I	Environmental Compliance & Reporting Assn	7,228.40
125	STEVE GENTRY CONSTRUCTION LLC	Roof Replacement, Well #25	7,175.00
126	IDEXX DISTRIBUTION CORP	4CAS-Chem, Colilert, 100ml	6,835.28
127	DYNATOUCH CORP	Kiosk Maintenance/Renewal	6,792.13
128	MINNESOTA ENERGY RESOURCES CO	Natural Gas Service-SC	6,782.16
129	NPL CONSTRUCTION	Ponds of Highland D	6,756.49
130	EXPONENTIAL POWER	6EA-Gas Detector, Hydrogen AC or DC	6,743.40
131	STEVE GENTRY CONSTRUCTION LLC	Roof Replacement, Well #36	6,730.00
132	WILLIAM E YOUNG COMPANY	2EA-Transmitter, Pressure, 0-150psi	6,597.58
133	CITY OF ROCHESTER	Q4 Legal Services	6,312.50
134	CITY OF ROCHESTER	Stump Removal	6,111.20
135	US BANK PURCHASING CARD	CharGPT License(34)	6,082.26
136	COOPER POWER SYSTEMS LLC	3EA-Switch, Fused Disc Bypass, W/2Hole N	6,052.65
137	USIC HOLDINGS INC	December Locating Services	6,033.47
138	CORE & MAIN LP (P)	32EA-Anode, Max Magnesium, 32lbs.	6,026.24
139	WINTHROP & WEINSTINE P.A.	November/December Legislative Advocacy	6,000.00
140	IRBY UTILITIES dba	48EA-Pedestal, Dome Cover, Box Style	6,000.00
141	GDS ASSOCIATES INC	2025 Attachment O Consulting Service	6,000.00
142	HAWKINS INC	480GAL-2025 Carus 8500	5,734.42
143	TWIN CITY SECURITY INC	2025 Security Services	5,696.33
144	VERIZON WIRELESS	2025 Cell & iPad Monthly Service	5,546.86
145	CITY OF ROCHESTER	2025 Cost Share Sweeper Parts/Service	5,532.41
146	THE ASBESTOS INSTITUTE INC	Asbestos Training, OSHA III 2026	5,400.00
147	SIEMENS INDUSTRY INC (P)	2026 CAPE M & S Software Maintenance	5,355.00
148	WASHINGTON ENERGY LAW LLP	October/November Legal Services	5,220.00
149	DAKOTA SUPPLY GROUP	1EA-Bushing, 15KV, Trans HV, MR	5,165.00
150	VIKING ELECTRIC SUPPLY (P)	6300FT-Wire, Copper, #6 SD Solid, Bare	5,145.98
151	BAKER TILLY US, LLP	2023-2025 Audit Fees	5,100.00

Price Range Total: 1,970,963.92

1,000 to 5,000 :

157	MINNESOTA ENERGY RESOURCES CO	November Gas Service - WES	4,909.60
-----	-------------------------------	----------------------------	----------

ROCHESTER PUBLIC UTILITIES
A/P Board Listing By Dollar Range
For 12/09/2025 To 01/09/2026
Consolidated & Summarized Below 1,000

158	TRANSMISSION ACCESS POLICY ST	2026 Membership	4,700.00
159	VIKING ELECTRIC SUPPLY (P)	15EA-Elbow, 4", Rigid Steel, 36 Radius	4,539.91
160	EPLUS TECHNOLOGY INC	4EA-3-YR Netcloud Mobile Router	4,514.80
161	WESCO DISTRIBUTION INC	50EA-Arrester, 10kV, Dist, Elbow MOV	4,411.00
162	HYBRID MECHANICAL (P)	U3 Feedwater Control Valve Install	4,390.00
163	VENA SOLUTIONS USA INC	Vena Subscription - Additional Contributor Licenses	4,160.00
164	SCHWEITZER ENGINEERING LABORA	1EA-Relay, SEL-351-S6, 125VDC, Panel	4,142.45
165	N HARRIS COMPUTER CORP	SmartWorks AML Integration	4,096.50
166	SORENSEN & SORENSEN PAINTING	Painting Services, Cascade Creek	4,000.00
167	SORENSEN & SORENSEN PAINTING	Painting Services, Zumbro River Sub	4,000.00
168	SORENSEN & SORENSEN PAINTING	Prep/Paint WCS Bus 1 Switchgear	4,000.00
169	QUADIENT FINANCE USA INC	Postage 7900 0440 8067 0809	4,000.00
170	TEXPAR ENERGY LLC	Customer Refunds 33487	3,970.10
171	ENGSTROM CONSULTING, LLC	Verizon Reveal Cloud Integration Project	3,900.00
172	ULTEIG OPERATIONS LLC	Hydro-Plant Philosophy Documents SEL700G	3,900.00
173	CONSOLIDATED COMMUNICATIONS d	December Network and Co-Location Services	3,898.04
174	EPLUS TECHNOLOGY INC	14EA-PRTNR SUP 8X5XNBD Catalyst 9200	3,878.56
175	MINNESOTA ENERGY RESOURCES CO	November Gas Service - SLP	3,829.83
176	APEX FENCE	GT1 Remediation - Temporary Fencing	3,738.49
177	DAKOTA SUPPLY GROUP	2000FT-Wire, Copper, #2, Bare, 7 Str	3,703.50
178	HATHAWAY TREE SERVICE INC	Brush Dump	3,600.00
179	GARCIA GRAPHICS INC	2026 Commercial Form Updates Proofs	3,600.00
180	BORDER STATES ELECTRIC SUPPLY	80EA-Elbow, 15kV, 200A, LB,1/0 Sol,175-2	3,583.20
181	VIKING ELECTRIC SUPPLY (P)	500ROL-Tape, 3/4" x 66', Electric, Black	3,579.25
182	PATRIOT CONSULTING TECHNOLOGY	Microsoft Sentinerl-DefThreat Hunting	3,562.50
183	EPLUS TECHNOLOGY INC	2EA-ISA 3000 Threat Defense, Sub, 3YR	3,495.54
184	US BANK PURCHASING CARD	Microsoft Data Analytics	3,491.88
185	METRO SALES INC	2022-2027 Multifunction Devices	3,485.94
186	ALAMON, INC.	Pole Insp & Treatment per Specification: Cycle 5	3,463.75
187	CENTER FOR ENERGY AND ENVIRON	CIP-Multi-Family Program-Project Delivery	3,448.00
188	HAWKINS INC	6699LB-2025 Hydrofluosilicic Acid	3,419.84
189	QUANTITATIVE MARKET INTELLIGE	Q4 Customer Satisfaction Survey	3,400.00
190	SCHWEITZER ENGINEERING LABORA	1EA-ETH. SW,SEL COMM 2730,125/250VDC,1RU	3,378.88
191	FRANKLIN ENERGY SERVICES LLC	Q4,2025-4U2+ESE Low Income Program Expense	3,353.50
192	CDW GOVERNMENT INC	1EA-Neat Bar Generation 2, NEATBAR2-SE	3,299.23
193	BURNS & MCDONNELL INC (P)	Rate Design and Consulting 2024 -25	3,259.55
194	STELLAR INDUSTRIAL SUPPLY INC	50EA-Face Mask, Balaclava, AR-3- Winter	3,257.55
195	MIDCONTINENT ISO INC	December MISO Billing	3,216.20
196	DIAGENIX CORPORATION	IVR Outage Web Portal Development/Year 1 Fees	3,135.50
197	VIKING ELECTRIC SUPPLY (P)	1760FT-Conduit, 3", PVC Sch 40	3,074.88
198	DAKOTA SUPPLY GROUP	1EA-Bushing,Neutral,TFMR, MR	3,065.00
199	TSP INC	Facilities Master Plan and Deliverables	3,000.00
200	ITRON INC	1EA-Commun. Tester-Soft Maint 2026	2,985.08
201	WESCO DISTRIBUTION INC	25EA-Mast Arm, Residential LED, Extension	2,981.81
202	GDS ASSOCIATES INC	MISO Attachment MM Review 9/27-10/31/25	2,937.50
203	MINNESOTA ENERGY RESOURCES CO	Natural Gas Service - WES Bldg	2,886.87
204	LRS OF MINNESOTA LLC	2026 Waste Removal (SC)	2,858.05
205	EPLUS TECHNOLOGY INC	2EA-Catalyst 9000 Compact Switch Catalyst	2,773.60
206	VIRTUAL PEAKER INC	Distributed Energy Platform Svcs 25-26	2,712.00
207	BORDER STATES ELECTRIC SUPPLY	20EA-Wrench, Security (Fargo)	2,706.72
208	US BANK PURCHASING CARD	Job Trailer Work	2,654.78
209	WHKS & CO	TH14 Casing Crossing-Water	2,635.00
210	MMUA	Q1 2026 Job Trng & Safety Programs-Elec	2,565.00

ROCHESTER PUBLIC UTILITIES
A/P Board Listing By Dollar Range
For 12/09/2025 To 01/09/2026
Consolidated & Summarized Below 1,000

211	DGR ENGINEERING dba	November Srvs Preliminary Design - Mt Simon	2,542.00
212	DELL MARKETING LP	10EA-Smart Dock, Thunderbolt 4 Dell	2,524.82
213	FLOURISH CONSULTING LLC	Holiday Luncheon Speaker	2,500.00
214	WESCO DISTRIBUTION INC	24EA-Terminator Cover, For CS Terminator	2,464.45
215	SHI INTERNATIONAL CORP (P)	2026 Symantec Protection Suite/Endpoint	2,428.73
216	CDW GOVERNMENT INC	1EA-TV, Samsung 98", BE98DH, Black	2,418.00
217	WARTSILA NORTH AMERICA	2EA-CWS, LT/HT Water Pump Rebuild Kit, W	2,379.25
218	E WEINBERG SUPPLY & EQUIPMENT	Huebsch Motor - To Be Refunded per Warranty	2,345.60
219	BOLTON AND MENK (P)	T-Mobile CCM High Site #89 Review	2,255.00
220	KATAMA TECHNOLOGIES INC	Project Managment for AMI and MDM	2,242.50
221	ALAMON, INC.	Install RPU Provided Guy Guard Markers as Needed	2,183.50
222	CRESCENT ELECTRIC SUPPLY CO	1800FT-Wire, AL, 600V, #2-#4 ACSR NEU Tr	2,168.07
223	VERIZON CONNECT NWF INC	December 2025 Monthly Charge - GPS Fleet Tracking	2,127.12
224	UNITED STATES POST OFFICE (US	Annual Box 4011 Fee	2,120.00
225	UNITED STATES POST OFFICE (US	Business Reply Account - USPS	2,120.00
226	EPLUS TECHNOLOGY INC	4EA-4 IN 1 - OMNI Antenna 15M/50 Cable K	2,118.28
227	CITY OF ROCHESTER	Road Salt - 2025 - 17.5 Tons	2,117.50
228	WADE CONSULTING AND SOLUTIONS	Lab Assessment for Lab Certification	2,080.00
229	SOMA CONSTRUCTION INC	Rock for Water Main Breaks	2,057.01
230	RESCO	20EA-Splice, AL Bus Tube, 4", Welded	2,048.00
231	THE ASBESTOS INSTITUTE INC	Asbestos Training, OSHA IV EPA 2026	2,040.00
232	CRAIG SCHAMMEL ELECTRIC LLC	SAE-Repair/Replace Meter Socket/Stack	2,035.61
233	ONLINE INFORMATION SERVICES I	December 2025 Utility Exchange Report	2,035.15
234	AHERN TIMOTHY F	CIP-AirSrc Heat Pumps-Incentives/Rebates	2,033.00
235	ELECTROMARK INC	200EA-Label, Conduit Safety	2,024.21
236	CORE & MAIN LP (P)	1EA-Valve, Gate, 8", Mechanical Joint	1,964.24
237	CDW GOVERNMENT INC	1EA-Extender, Black Box KVM, GT2 WES	1,943.44
238	US BANK PURCHASING CARD	SSL Certificates	1,899.07
239	SUNBELT RENTALS	Scissor Lift Rental	1,890.62
240	DELL MARKETING LP	2EA-Computer, Dell Pro Tower Ultra 7 265	1,836.41
241	CRESCENT ELECTRIC SUPPLY CO	3300FT-Wire, AL, 600V, #6 Dup, Sheppard	1,797.30
242	BARR ENGINEERING COMPANY (P)	Groundwater Consulting Services - November	1,775.50
243	G A ERNST & ASSOCIATES INC	16 NEC Standard Audits & 52 LED Lightbulbs	1,748.50
244	US BANK PURCHASING CARD	ChatGPT Subscription	1,739.19
245	N HARRIS COMPUTER CORP	CBI-18399 Add Standby Charge	1,731.38
246	CRESCENT ELECTRIC SUPPLY CO	300EA-Cable Shrink Cap, 1/0 - 600 MCM	1,719.90
247	COLLINS AGENCY LLC	Customer Refunds 33568	1,654.41
248	EPLUS TECHNOLOGY INC	1EA-ISA3000 Threat Defense, Malware 3Yr	1,635.34
249	GRUDEM MEGAN	CIP-AirSrc Heat Pumps-Incentives/Rebates	1,623.00
250	NORTHERN / TREVI PAY	Submersible Pump	1,603.11
251	SYNERGY SYSTEMS INC	1EA-Remote Cellular Comm, PM7C	1,592.44
252	RENTAL DEPOT INC	Holiday Luncheon - Chairs, Tables, Linen	1,587.06
253	TOLTZ KING DUVALL ANDERSON &	Investigation & Repair at St. Mary's Reservoir	1,563.94
254	YEO KOK SIONG	CIP-AirSrc Heat Pumps-Incentives/Rebates	1,500.00
255	TOOMEY ROGER	CIP-AirSrc Heat Pumps-Incentives/Rebates	1,500.00
256	STRANDE KATHERINE D	CIP-AirSrc Heat Pumps-Incentives/Rebates	1,500.00
257	STOCKLAND ANDREW H	CIP-AirSrc Heat Pumps-Incentives/Rebates	1,500.00
258	LORENZ ANDREA L	CIP-AirSrc Heat Pumps-Incentives/Rebates	1,500.00
259	FRITZ RANDALL	CIP-AirSrc Heat Pumps-Incentives/Rebates	1,500.00
260	DOW MARGARET	CIP-AirSrc Heat Pumps-Incentives/Rebates	1,500.00
261	TAUFERNER ANDREW	CIP-AirSrc Heat Pumps-Incentives/Rebates	1,500.00
262	SPIEKER JONATHAN	CIP-AirSrc Heat Pumps-Incentives/Rebates	1,500.00
263	PLAGER DOUGLAS A	CIP-AirSrc Heat Pumps-Incentives/Rebates	1,500.00

ROCHESTER PUBLIC UTILITIES
A/P Board Listing By Dollar Range
For 12/09/2025 To 01/09/2026
Consolidated & Summarized Below 1,000

264	ROTHWELL WALTER S	CIP-AirSrc Heat Pumps-Incentives/Rebates	1,500.00
265	SECURITYMETRICS INC	Policy Docs - Policy & Procedures 4.0	1,499.99
266	CDW GOVERNMENT INC	1EA-TV, Samsung 85", ON85Q7FAAF, Q7F Ser	1,490.90
267	CHS ROCHESTER	Hydro Dam Building Heat LP	1,474.76
268	WESCO DISTRIBUTION INC	25EA-Arrester, 10kV, Dist, Riser MOV	1,448.75
269	US BANK PURCHASING CARD	Travel,Harris Cnf,San Diego,MJohnson,Lodging	1,432.60
270	TENG PHIL	Travel,Harris Cnf,San Diego,Lodging	1,432.60
271	ROCHESTER CHEVROLET CADILLAC	Front End Truck Parts	1,407.61
272	AIRGAS SAFETY INC	24PR-Gloves, Leather Work, Lite Duty, X-Large	1,406.65
273	ITRON INC	18EA-Itron, 500W, Gen5 Pit Ert Mod 3-Port	1,386.00
274	CORE & MAIN LP (P)	50EA-Riser, 2-1/4" Slip Type (65-A)	1,375.00
275	CUSTOM COMMUNICATIONS INC	4EA-Alarm, Control Panel, 8-Zone	1,325.25
276	SPECTRUM PRO-AUDIO dba	Holiday Luncheon Audio-Visual Services	1,325.00
277	DAKOTA SUPPLY GROUP	144EA-Filter, Air, 24 x 24 x 2	1,308.15
278	TOTAL TOOL SUPPLY INC (P)	Inspection, Turbine Equipment (WES)	1,300.00
279	VERIZON WIRELESS	AMI Phone Plan 11/9-12/8/25	1,289.52
280	OPEN ACCESS TECHNOLOGY	January'26-Tag Agent,webSmartTag User ID	1,278.55
281	POWERMATION DIVISION	1EA-ABB Drive, ACS580 5 HP 180-276 Vac 1	1,239.74
282	ROCHESTER ARMORED CAR CO INC	2025 Pick Up Services	1,221.83
283	BARR ENGINEERING COMPANY (P)	Water Quality Database Project	1,216.50
284	PULSTAR INC	2EA-Mast, Wall Mount, Rohn 12" w/6'	1,203.65
285	NATIONWIDE DI WATER SOLUTIONS	4EA-DI Vessels, Mixed Bed, CC	1,200.00
286	TMS JOHNSON INC	1EA-Intake Louver with Actuator	1,195.00
287	US BANK PURCHASING CARD	Dazzle Parade Lights	1,186.67
288	T E C INDUSTRIAL INC	Fan Motor	1,180.60
289	READY MIX CONCRETE COMPANY LL	Watermain Break - 4000 Blk 41 St NW	1,176.00
290	AIRGAS SAFETY INC	24SET-Cartridge/Filter, 3M	1,175.28
291	GRAYBAR ELECTRIC COMPANY INC	1EA-Tent, Pop-Up	1,173.08
292	VIKING ELECTRIC SUPPLY (P)	Tools/Misc Items	1,170.59
293	HAWKINS INC	Demurrage Charge (Multiple Yrs)	1,160.00
294	N HARRIS COMPUTER CORP	CBI-18457 Bill Print-New AUTOP Alert Bil	1,154.25
295	DELL MARKETING LP	6EA-Monitor, Computer, 27", Dell QHD	1,148.99
296	RESCO	24EA-Elbow, 15kV, 200A, LB, 4/0 Str, 220	1,140.00
297	POMPS TIRE SERVICE INC	Tires (4)	1,133.73
298	REDS ELECTRIC LLC	SAE - Service Stack Repair	1,126.08
299	PREMIER ELECTRICAL CORP dba	Electrical Outlets in Teams Rm for Addl Monitors	1,121.00
300	DAKOTA SUPPLY GROUP	Water Softener Salt	1,111.17
301	BORDER STATES ELECTRIC SUPPLY	30EA-Terminator, Stress Cone Bracket	1,099.80
302	US BANK PURCHASING CARD	Travel,P.Hanson,Harris Conf,San Diego-Lodging	1,074.45
303	BORDER STATES ELECTRIC SUPPLY	32EA-Jumper Cover, Polyphase	1,063.96
304	SHERMAN & REILLY INC	1EA-Snatch Block	1,058.06
305	CLAREY'S SAFETY EQUIPMENT dba	Fire Extinguisher Inspection - SC Vehicle	1,050.50
306	READY MIX CONCRETE COMPANY LL	Concrete for Water Main Break Patch	1,041.50
307	EPLUS TECHNOLOGY INC	2EA-IE3200 Rugged Series FIX ED Syst,CIS	1,037.88
308	DAKOTA SUPPLY GROUP	1EA-Pressure Relief Device,TFMR,MR	1,025.00
309	LINEMENS SUPPLY INC	6EA-Lanyard, ARC Rated Shock Absorbent	1,021.98
310	IDEXX DISTRIBUTION CORP	4CAS-Bottles, Water Sample, 120ml	1,004.00
311	BARR ENGINEERING COMPANY (P)	2024-2025 General Groundwater Consulting	1,002.00
312	REILAND GARY J	CIP-Geothermal (R)-Incentives/Rebates	1,000.00
313	IRBY UTILITIES dba	8EA-Pedestal, Dome Cover, Box Style	1,000.00
314			
315		Price Range Total:	353,856.65
316			

ROCHESTER PUBLIC UTILITIES
A/P Board Listing By Dollar Range
For 12/09/2025 To 01/09/2026
Consolidated & Summarized Below 1,000

0 to 1,000 :

317			
318			
319	US BANK PURCHASING CARD	Summarized transactions: 93	15,877.44
320	CUSTOMER REFUNDS (CIS)	Summarized transactions: 77	10,155.12
321	FIRST CLASS PLUMBING & HEATIN	Summarized transactions: 17	8,945.35
322	ACME ELECTRIC MOTOR, INC.	Summarized transactions: 30	8,411.31
323	CORE & MAIN LP (P)	Summarized transactions: 15	6,664.32
324	VIKING ELECTRIC SUPPLY (P)	Summarized transactions: 88	6,461.04
325	WESCO DISTRIBUTION INC	Summarized transactions: 14	6,361.04
326	DAKOTA SUPPLY GROUP	Summarized transactions: 16	5,785.87
327	CITY LAUNDERING COMPANY	Summarized transactions: 25	5,012.38
328	AIRGAS SAFETY INC	Summarized transactions: 35	4,739.05
329	BORDER STATES ELECTRIC SUPPLY	Summarized transactions: 15	4,173.94
330	IRBY UTILITIES dba	Summarized transactions: 20	4,107.56
331	AMARIL UNIFORM COMPANY	Summarized transactions: 22	3,974.78
332	CRESCENT ELECTRIC SUPPLY CO	Summarized transactions: 45	3,387.23
333	POMPS TIRE SERVICE INC	Summarized transactions: 7	3,326.33
334	LAWSON PRODUCTS INC (P)	Summarized transactions: 10	3,240.30
335	EPLUS TECHNOLOGY INC	Summarized transactions: 15	3,187.01
336	REBATES	Summarized transactions: 15	2,703.00
337	STELLAR INDUSTRIAL SUPPLY INC	Summarized transactions: 14	2,639.14
338	GRAINGER INC	Summarized transactions: 24	2,608.29
339	CITY OF ROCHESTER	Summarized transactions: 6	2,515.13
340	GARCIA GRAPHICS INC	Summarized transactions: 10	2,315.50
341	MENARDS ROCHESTER NORTH	Summarized transactions: 23	2,275.94
342	MINNESOTA ENERGY RESOURCES CO	Summarized transactions: 5	2,172.29
343	BULLOCK WILLIAM	Summarized transactions: 6	2,052.59
344	MISSISSIPPI WELDERS SUPPLY CO	Summarized transactions: 24	1,976.98
345	FASTENAL COMPANY	Summarized transactions: 18	1,950.95
346	CDW GOVERNMENT INC	Summarized transactions: 4	1,914.30
347	INNOVATIVE OFFICE SOLUTIONS L	Summarized transactions: 9	1,838.62
348	SYNERGY SYSTEMS INC	Summarized transactions: 9	1,714.85
349	CENTURYLINK (P)	Summarized transactions: 6	1,687.76
350	ADVANTAGE SCAFFOLD & LADDERS	Summarized transactions: 5	1,682.50
351	LRS OF MINNESOTA LLC	Summarized transactions: 4	1,667.98
352	CUSTOM COMMUNICATIONS INC	Summarized transactions: 4	1,541.48
353	SCHUMACHER ELEVATOR COMPANY	Summarized transactions: 2	1,520.14
354	N HARRIS COMPUTER CORP	Summarized transactions: 4	1,506.00
355	A & A ELECT & UNDERGROUND CON	Summarized transactions: 2	1,497.50
356	MALLOY ELECTRIC dba	Summarized transactions: 3	1,475.11
357	BADGER METER INC (P)	Summarized transactions: 4	1,465.32
358	ULINE	Summarized transactions: 15	1,465.30
359	WILLIAM E YOUNG COMPANY	Summarized transactions: 5	1,433.07
360	SCHWEITZER ENGINEERING LABORA	Summarized transactions: 19	1,417.66
361	ROCH SAND & GRAVEL INC	Summarized transactions: 2	1,381.50
362	CORPORATE WEB SERVICES INC	Summarized transactions: 4	1,291.61
363	MCMASTER CARR SUPPLY COMPANY	Summarized transactions: 17	1,289.19
364	AMERICAN PRESSURE INC	Summarized transactions: 2	1,282.73
365	O'REILLY AUTO PARTS	Summarized transactions: 14	1,269.69
366	CARRS TREE SERVICE INC.	Summarized transactions: 2	1,261.13
367	RESCO	Summarized transactions: 6	1,232.71
368	CLAREY'S SAFETY EQUIPMENT dba	Summarized transactions: 4	1,194.37
369	NORTH CENTRAL INTERNATIONAL L	Summarized transactions: 6	1,176.16

ROCHESTER PUBLIC UTILITIES
A/P Board Listing By Dollar Range
For 12/09/2025 To 01/09/2026
Consolidated & Summarized Below 1,000

370	TOWNE MELANI	Summarized transactions: 5	1,162.45
371	TOLTZ KING DUVALL ANDERSON &	Summarized transactions: 2	1,107.11
372	PEOPLES ENERGY COOPERATIVE	Summarized transactions: 5	1,113.93
373	VERIZON WIRELESS	Summarized transactions: 2	1,092.21
374	CITY LAUNDERING COMPANY	Summarized transactions: 5	1,077.20
375	NORTHERN / TREVI PAY	Summarized transactions: 20	1,071.57
376	EXPONENTIAL POWER	Summarized transactions: 13	1,014.40
377	BARR ENGINEERING COMPANY (P)	Summarized transactions: 1	978.00
378	LEVEL 3 COMMUNICATIONS LLC	Summarized transactions: 1	970.75
379	MIRATECH GROUP LLC	Summarized transactions: 2	964.48
380	MCCOLLOUGH TIM	Summarized transactions: 6	943.94
381	MEGGER (P)	Summarized transactions: 4	937.17
382	THE ENERGY AUTHORITY INC	Summarized transactions: 1	913.94
383	NALCO COMPANY LLC	Summarized transactions: 10	904.07
384	TWIN CITY SECURITY INC	Summarized transactions: 1	897.43
385	KUTAK ROCK LLP	Summarized transactions: 1	884.50
386	GRAYBAR ELECTRIC COMPANY INC	Summarized transactions: 4	869.54
387	TOWNSQUARE MEDIA - ROCHESTER	Summarized transactions: 1	860.00
388	HDR ENGINEERING INC (P)	Summarized transactions: 1	856.00
389	MCMASTER CARR SUPPLY COMPANY	Summarized transactions: 2	849.21
390	LAFFLAM JIM	Summarized transactions: 2	838.32
391	PHENOVA INC	Summarized transactions: 3	795.28
392	WHKS & CO	Summarized transactions: 1	765.00
393	WARNING LITES OF MN INC (P)	Summarized transactions: 1	759.51
394	HAWK & SON'S INC	Summarized transactions: 1	750.00
395	CLAREY'S SAFETY EQUIPMENT dba	Summarized transactions: 1	735.00
396	HACH COMPANY	Summarized transactions: 6	699.28
397	CLEAN HARBORS ENVIRONMENTAL S	Summarized transactions: 2	697.10
398	PROTECH SKILLS INSTITUTE	Summarized transactions: 2	694.14
399	VAN METER INC dba	Summarized transactions: 11	690.66
400	K A A L TV LLC	Summarized transactions: 1	665.00
401	HAWKINS INC	Summarized transactions: 4	642.44
402	J & S REPAIR	Summarized transactions: 4	637.80
403	WARTSILA NORTH AMERICA	Summarized transactions: 4	635.76
404	ALTEC INDUSTRIES INC	Summarized transactions: 12	630.65
405	EPLUS TECHNOLOGY INC	Summarized transactions: 3	610.90
406	RVNA TECHNOLOGIES LLC	Summarized transactions: 1	588.75
407	MARCO TECHNOLOGIES LLC (P)	Summarized transactions: 1	571.20
408	ITRON INC	Summarized transactions: 1	554.59
409	PAAPE ENERGY SERVICE INC	Summarized transactions: 1	551.25
410	ROCH AREA CHAMBER OF COMMERCE	Summarized transactions: 1	550.00
411	STAR ENERGY SERVICES LLC	Summarized transactions: 1	520.00
412	ULTEIG OPERATIONS LLC	Summarized transactions: 1	515.50
413	DELL MARKETING LP	Summarized transactions: 5	511.53
414	RONCO ENGINEERING SALES INC	Summarized transactions: 3	501.32
415	POLLARDWATER dba	Summarized transactions: 4	498.83
416	TENG PHIL	Summarized transactions: 3	496.53
417	NAPA AUTO PARTS dba	Summarized transactions: 17	494.54
418	ARNOLDS A KLEEN-TECH COMPANY	Summarized transactions: 5	465.23
419	NUVERA	Summarized transactions: 2	445.96
420	DAKOTA RIGGERS & TOOL SUPPLY	Summarized transactions: 4	445.07
421	VISION METERING LLC	Summarized transactions: 1	427.50
422	SOUTHERN MN MUNICIPAL POWER A	Summarized transactions: 4	412.76

ROCHESTER PUBLIC UTILITIES
A/P Board Listing By Dollar Range
For 12/09/2025 To 01/09/2026
Consolidated & Summarized Below 1,000

423	CHOSEN VALLEY TESTING	Summarized transactions: 1	397.00
424	JOHNSON MACLAINE	Summarized transactions: 1	387.00
425	ROCH PLUMBING & HEATING CO IN	Summarized transactions: 1	380.66
426	CRAIG SCHAMMEL ELECTRIC LLC	Summarized transactions: 2	380.05
427	EARLS SMALL ENGINE REPAIR INC	Summarized transactions: 2	378.27
428	CHARTER COMMUNICATIONS	Summarized transactions: 2	344.12
429	FEDEX SHIPPING	Summarized transactions: 12	329.15
430	ROCHESTER CHEVROLET CADILLAC	Summarized transactions: 2	327.13
431	MACQUEEN EQUIPMENT	Summarized transactions: 2	326.80
432	B & B TRANSFORMER INC	Summarized transactions: 1	324.15
433	WATER SYSTEMS COMPANY	Summarized transactions: 4	319.80
434	AE2S	Summarized transactions: 1	317.50
435	VALERE MIKKI	Summarized transactions: 1	301.00
436	SICKLE MASON	Summarized transactions: 1	259.00
437	DEMING IAN	Summarized transactions: 1	259.00
438	LIEBENOW ANN	Summarized transactions: 2	255.93
439	PROPERTY RECORDS OLMSTED COUN	Summarized transactions: 3	242.00
440	METRO SALES INC	Summarized transactions: 3	241.35
441	VENA SOLUTIONS USA INC	Summarized transactions: 1	239.32
442	ELCOR CONSTRUCTION INC	Summarized transactions: 1	236.65
443	DIGIKEY CORPORATION	Summarized transactions: 9	236.64
444	GREEN ENVY IRRIGATION LLC	Summarized transactions: 1	233.00
445	IDEXX DISTRIBUTION CORP	Summarized transactions: 1	230.53
446	BARRY SCREEN PRINT CO dba	Summarized transactions: 26	215.67
447	PFC EQUIPMENT INC (P)	Summarized transactions: 4	203.04
448	MENARDS ROCHESTER SOUTH	Summarized transactions: 4	199.34
449	FASTENAL COMPANY	Summarized transactions: 1	193.44
450	RONCO ENGINEERING SALES INC	Summarized transactions: 2	187.20
451	DZUBAY TONY	Summarized transactions: 1	175.56
452	DAVIES PRINTING COMPANY INC	Summarized transactions: 3	168.40
453	VANCO SERVICES LLC	Summarized transactions: 1	167.37
454	ESSENTRA COMPONENTS dba	Summarized transactions: 2	157.08
455	OLSEN CHAIN & CABLE CO INC	Summarized transactions: 4	154.11
456	SHI INTERNATIONAL CORP (P)	Summarized transactions: 1	147.84
457	BATTERIES PLUS	Summarized transactions: 3	139.29
458	NETWORK SERVICES COMPANY	Summarized transactions: 3	137.45
459	MCFARLAND JESSE	Summarized transactions: 2	137.33
460	MSC INDUSTRIAL SUPPLY CO INC	Summarized transactions: 1	132.61
461	RDO EQUIPMENT COMPANY (P)	Summarized transactions: 1	121.04
462	STATE OF MINNESOTA	Summarized transactions: 3	120.00
463	BOB THE BUG MAN LLC	Summarized transactions: 2	118.94
464	SHERWIN WILLIAMS CO #3526	Summarized transactions: 2	118.40
465	WINKELS ELECTRIC INC	Summarized transactions: 1	118.00
466	US BANK PURCHASING CARD	Summarized transactions: 2	115.25
467	KEACH TODD	Summarized transactions: 1	111.00
468	MEINERS TYLER J	Summarized transactions: 1	111.00
469	HOGAN PETER	Summarized transactions: 1	102.00
470	LINEMENS SUPPLY INC	Summarized transactions: 2	101.66
471	G A ERNST & ASSOCIATES INC	Summarized transactions: 1	97.50
472	ITRON INC	Summarized transactions: 1	96.00
473	VEIT DISPOSAL SYSTEMS dba	Summarized transactions: 1	95.00
474	SCHEEL LAWRENCE	Summarized transactions: 1	88.57
475	SLEEPY EYE TELEPHONE CO	Summarized transactions: 1	84.76

ROCHESTER PUBLIC UTILITIES
A/P Board Listing By Dollar Range
For 12/09/2025 To 01/09/2026
Consolidated & Summarized Below 1,000

476	IMAA	Summarized transactions: 1	82.50
477	VALLI CHRISTOPHER	Summarized transactions: 1	80.00
478	STAMP STEVE	Summarized transactions: 1	80.00
479	ONLINE INFORMATION SERVICES I	Summarized transactions: 1	79.35
480	WHITE CAP LP (P)	Summarized transactions: 1	75.67
481	CONSOLIDATED ENERGY CO (P)	Summarized transactions: 1	73.51
482	CHS ROCHESTER	Summarized transactions: 5	72.50
483	POWERMATION DIVISION	Summarized transactions: 1	72.46
484	BAUER BUILT INC (P)	Summarized transactions: 2	70.87
485	GOODIN COMPANY	Summarized transactions: 2	66.51
486	MITSUBISHI POWER AERO LLC (P)	Summarized transactions: 1	65.55
487	PULSTAR INC	Summarized transactions: 1	62.51
488	ELECTROMARK INC	Summarized transactions: 3	60.05
489	NPL CONSTRUCTION	Summarized transactions: 1	59.58
490	LEHMANN ZACH	Summarized transactions: 1	55.17
491	DAVE SYVERSON TRUCK CENTER IN	Summarized transactions: 1	43.47
492	RADIAN RESEARCH INC	Summarized transactions: 1	42.77
493	PROLINE DISTRIBUTORS	Summarized transactions: 4	42.00
494	HEPPNER COLE	Summarized transactions: 1	40.00
495	E WEINBERG SUPPLY & EQUIPMENT	Summarized transactions: 2	31.49
496	SOLID WASTE OLMSTED COUNTY	Summarized transactions: 1	30.00
497	SHERMAN & REILLY INC	Summarized transactions: 1	28.79
498	USA BLUE BOOK dba	Summarized transactions: 1	28.32
499	HEPPELMANN MIKE	Summarized transactions: 1	27.00
500	ROTH JORDAN D	Summarized transactions: 1	24.00
501	QUANDT STEVE	Summarized transactions: 1	19.00

Price Range Total: 213,965.83

Grand Total: 21,024,810.07



REQUEST FOR ACTION

2026-2029 ESRI Citywide Small Government Enterprise Agreement Renewal

MEETING DATE:

January 27, 2026

ORIGINATING DEPT:

Rochester Public Utilities

AGENDA SECTION:

Consent Agenda

PRESENTER:

Ryan Moore, Manager of
Geographic Information
Services

Action Requested:

Approve a resolution to enter into the Agreement with Environmental Systems Research Institute, Inc. in the amount of \$390,740 and authorize the Mayor and City Clerk to execute the Agreement, subject to Council approval.

Report Narrative:

Environmental Systems Research Institute, Inc. (ESRI) has provided a City-wide Small Government Enterprise Agreement (SGEA) for most of our core GIS software products since 2008. The software is used on desktop PCs and laptops. ArcGIS Enterprise is used to serve GIS web applications that can be consumed on mobile devices. RPU also uses ESRI technology as a prerequisite for all of its Schneider Electric GIS products, such as ArcFM, Designer, Fiber Manager, and Responder. These products serve our outage management system, providing infrastructure improvement estimates and track our infrastructure assets for accounting purposes.

The current license will expire on February 8th, 2026. RPU will be the holder of the contract. Fifty percent (50%) of the license, \$195,370, is reimbursed by Public Works, resulting in a four-year out-of-pocket cost to RPU of \$195,370. The Council is expected to approve Public Works' share in February.

Fiscal & Resource Impact:

The first two years of the four-year agreement are included in the 2026-27 budget. The final two years, 2028-2029, are contingent upon future budget approval.

Prepared By:

Ryan Moore

Attachments:

[20250127 - Resolution - ESRI City-Wide Small Government Enterprise Agreement Renewal](#)



RESOLUTION

BE IT RESOLVED by the Public Utility Board of the City of Rochester to approve the 2026-2029 Citywide Small Government Enterprise Agreement with Environmental Systems Research Institute, Inc. in the amount of \$390,740.

BE IT FUTHER RESOLVED by the Public Utility Board of the City of Rochester to authorize the Mayor and City Clerk to execute the Agreement, subject to Council approval.

PASSED AND ADOPTED BY THE PUBLIC UTILITY BOARD OF THE CITY OF
ROCHESTER, MINNESOTA, THIS 27th DAY OF January 2026.

PRESIDENT

SECRETARY



REQUEST FOR ACTION

2026 Strategic Initiatives, Year Ahead Review

MEETING DATE:

January 27, 2026

ORIGINATING DEPT:

Rochester Public Utilities

AGENDA SECTION:

Informational

PRESENTER:

Rochester Public Utilities
Executive Team

Action Requested:

Informational only. No action required.

Report Narrative:

The Rochester Public Utilities General Manager and Executive Team will review each department's 2026 Strategic Initiatives to ensure alignment with organizational priorities, operational readiness, and measurable outcomes.

Prepared By:

Erin Henry-Loftus

Attachments:



REQUEST FOR ACTION

RPU Index of Board Policies

MEETING DATE:

January 27, 2026

ORIGINATING DEPT:

Rochester Public Utilities

AGENDA SECTION:

Board Policy Review

PRESENTER:

Timothy McCollough,
General Manager

Action Requested:

Review the Index of Board Policies to summarize progress on policy updates and determine future policy review items.

Report Narrative:

RPU Board policies are updated throughout the year as needed.

Prepared By:

Erin Henry-Loftus

Attachments:

[Exhibit - Rochester Public Utilities Index of Board Policies](#)

	REVISION DATE	DAYS SINCE LAST REVIEW	MONTHS SINCE LAST REVIEW	FOCUS AREA / STAFF LIAISON	ANTICIPATED REVISION TIME PERIOD	TARGET COMPLETION DATE
BOARD POLICY	REVISION DATE	DAYS SINCE LAST REVIEW	MONTHS SINCE LAST REVIEW	FOCUS AREA / STAFF LIAISON	ANTICIPATED REVISION TIME PERIOD	TARGET COMPLETION DATE
1. Mission Statement	04/25/23	997	33	Policy / Tim McCollough		
2. Board Responsibilities and Functions	09/26/23	843	28	Policy / Tim McCollough		
3. Board Relationship with the Common Council	11/26/24	416	14	Policy / Tim McCollough		
4. Board Organization	03/27/18	2852	94	Policy / Tim McCollough	Q4 2026	12/15/26
5. Board Procedures	04/30/24	626	21	Policy / Tim McCollough		
6. Delegation of Authority/Relationship with Management	07/22/25	178	6	Policy / Tim McCollough		
7. Member Attendance at Conferences and Meetings	12/18/18	2586	85	Policy / Tim McCollough		
8. Board Member Expenses	12/18/18	2586	85	Policy / Tim McCollough		
9. Conflict of Interest	DELETED	N/A	N/A	N/A		
10. Alcohol and Illegal Drugs	DELETED	N/A	N/A	N/A		
11. Worker Safety	03/27/12	5043	166	Policy / Tim McCollough	Q1 2026	03/31/26
CUSTOMER						
12. Customer Relations	04/30/19	2453	81	Ops & Admin /Patty Hanson		
13. Public Information and Outreach	04/30/19	2453	81	Communications / Patty Hanson		
14. Application for Service	07/01/16	3486	115	Communications / Patty Hanson	Q3 2026	09/29/26
15. Electric Utility Line Extension Policy	03/28/17	3216	106	Finance / Peter Hogan		
16. Billing, Credit and Collections Policy	04/26/22	1361	45	Finance / Peter Hogan		
17. Electric Service Availability	10/29/19	2271	75	Ops & Admin / Scott Nickels		
18. Water and Electric Metering	05/20/25	241	8	Ops & Admin / Scott Nickels		
19. Adjustment of Utility Services Billed	06/29/21	1662	55	Finance / Peter Hogan		
20. Rates	11/25/25	52	2	Finance / Peter Hogan	Q4 2025	11/25/25
21. Involuntary Disconnection	03/25/25	297	10	Communications / Peter Hogan		
ADMINISTRATIVE						
22. Acquisition and Disposal of Interest in Real Property	12/19/17	2950	97	Ops & Admin / Scott Nickels	Q2 2026	06/30/26
23. Electric Utility Cash Reserve Policy	01/28/20	2180	72	Finance / Peter Hogan		
24. Water Utility Cash Reserve Policy	01/28/20	2180	72	Finance / Peter Hogan		
25. Charitable Contributions	06/25/19	2397	79	Communications / Peter Hogan		
26. Utility Compliance	10/24/17	3006	99	Communications / Bill Bullock		
27. Payment in Lieu of Taxes (Formerly Contribution in Lieu of Taxes)	08/06/24	528	17	Finance / Peter Hogan		
28. Joint-Use of Infrastructure and Land Rights	03/30/21	1753	58	Ops & Admin / Scott Nickels		
29. Customer Data Management Policy	07/30/24	535	18	Communications / Peter Hogan		
30. Life Support Designation Policy	09/30/25	108	4	Communications /Patty Hanson		
31. Electric Utility Undergrounding Policy	06/25/24	570	19	Ops & Admin / Scott Nickels		
Red - Currently being worked on						
Green - Will be scheduled for revision						
Orange - Policy is up for review by ad hoc group						
Marked for deletion						



REQUEST FOR ACTION

General Managers Report

MEETING DATE:

January 27, 2026

AGENDA SECTION:

General Managers Report

ORIGINATING DEPT:

Rochester Public Utilities

PRESENTER:

Timothy McCollough,
General Manager

Action Requested:

Informational only. No action required.

Report Narrative:

General Manager's Report for January 27, 2026.

Prepared By:

Erin Henry-Loftus

Attachments:

[Exhibit - January General Managers Report](#)



JANUARY 2026

GENERAL MANAGER'S REPORT

Meeting Reports & Current Activity:

New GM Report Template

Beginning with this meeting and going forward, this GM Report in the published Board packet will no longer include the typical attached slide graphics. This change supports our preparation for the U.S. Department of Justice's updated ADA Title II requirements for state and local governments. Under the DOJ's final rule, public entities serving a population of 50,000 or more must ensure that public-facing web content and mobile apps they provide or make available, including documents posted online, conform to WCAG 2.1 Level A and Level AA (commonly referenced as WCAG 2.1 AA) starting April 24, 2026.

To support consistent, sustainable compliance, we are standardizing how information is presented in the published packet, using formats that are easier to make accessible and maintain over time. When visuals are helpful, they may be used during the meeting or shared separately in an accessible format, rather than embedded as slide graphics in the publicly posted packet. This approach also aligns the GM Report with how the City Administrator and Mayor reports are typically documented for City Council.

Advanced Metering Go-Live

On January 10, 2026, The RPU team successfully completed the Advanced Metering go-live. This initiative modernizes electric and water metering so usage data can be securely communicated between customer locations and RPU, supporting faster outage detection and improved customer service.

The go-live weekend went extremely well. As part of the initial deployment, 500 electric meters and 50 water meters were brought online in NW Rochester. Since go-live, electric meters have been installed in the pilot area. Water meters in the pilot area were installed prior to go-live and will be switched to network mode following electric meter installation.

Next, the project will run a roughly three-month pilot in NW Rochester. During the pilot, teams will monitor meter and communications performance, billing accuracy and system integrations, operational items like remote connects and outage detection, customer feedback, and data quality and cybersecurity.

Scott Nickels will provide a full project update as an information item at the February 17, 2026, board meeting.

A special thank you to Bria Riess, Greg Sanders, Jessica Drugg, and Mac Johnson for the dedication and hard work over the go-live weekend! Their efforts were invaluable to a successful launch

APPA Joint Action Conference Report (Jan 11-13):

I attended the APPA Joint Action Conference as a SMMPA board member (travel not directly funded from RPU budgets). This event convened Joint Action Agency executives and governance members to share practical lessons on reliability, markets, transmission, regulation, large-load growth, and cost management. The most useful value for RPU was continuing education on fast-changing system risks and direct relationship-building with peers and vendors who are actively solving similar problems.

Top ten takeaways (with who said it and why it matters to RPU)

1. Reliability risk is becoming “mainstream” because multiple trends are converging

Speaker: Jim Robb, President & CEO, NERC | **Why it matters to RPU:** Robb's framing was that reliability risk is no longer niche: retirements, changing resource characteristics, and renewed load growth are colliding. That reinforces that RPU should plan for more volatility in adequacy, fuel, and extreme-weather performance, not less.

2. Cyber risk is now operational reliability risk, and the basics still win

Speaker: Jim Robb, NERC | **Why it matters to RPU:** NERC's message was practical: disciplined cyber hygiene and response readiness reduce the odds that a cyber event becomes a service interruption. (See the “Top 10 NERC actions” embedded below.)

3. MISO reliability narratives differ, but cost pressure is the near-term certainty

Speaker: Dr. David Patton (market monitor perspective) | **Why it matters to RPU:** Patton disputed some broad “high risk” characterizations for MISO near-term, but he was clear that customer cost pressure is real. For RPU, this translates to focusing on affordability resilience even while we monitor adequacy indicators.

4. Interconnection timelines are a constraint that can drive scarcity pricing

Speakers: Patton and panelists | **Why it matters to RPU:** Five to six year timelines to interconnect new resources do not match today's load growth pace. That mismatch can tighten reserve margins and contribute to higher market prices, which affects our portfolio strategy and risk posture.

5. Transmission is the biggest long-run cost swing factor for customers

Speakers: Patton plus the transmission panel (NextEra Transmission and WPPI) | **Why it matters to RPU:** Multiple speakers converged on the same conclusion: transmission buildout and cost allocation outcomes may be the most material long-run driver of customer bills. RPU needs to treat transmission as a primary cost trajectory issue, not a background assumption.

6. Advanced transmission technologies can defer some upgrades but must be embedded early

Speakers: MISO discussion (dynamic line ratings, topology optimization concepts) | **Why it matters to RPU:** If planning processes do not incorporate these tools early, savings are missed and bigger buildouts become “inevitable.” RPU benefits by supporting approaches that wring more capacity out of existing infrastructure where feasible.

7. New gas generation is getting slower and more expensive, which increases the value of existing assets

Speaker: Tom Freeman, gas turbine coach and former GE services leader | **Why it matters to RPU:** Freeman's core point was that lead times, supply chain constraints, and pricing have changed. The practical takeaway is to prioritize life-extension, uprates, and performance improvements on dependable assets where cost-effective while newbuild timelines remain uncertain.

8. Environmental rules are whipsawing, and that volatility is itself a planning risk

Speaker: Michael Nasi, Jackson Walker | **Why it matters to RPU:** The conference emphasized that executive-order pendulum swings and litigation cycles make long-lived investment decisions harder. The near-term strategy is to stay nimble, avoid triggering unnecessary permitting barriers, and track the specific rules most likely to affect retirements and cost.

9. Data centers are real load with upside, but utilities must manage concentration and “proof of seriousness”

Speakers: Data Center Coalition plus Fitch perspective (credit and risk framing) | **Why it matters to**

RPU: The repeated theme was risk allocation: who pays if load ramps slower, pauses, or leaves. Contract protections, settlement discipline, and avoiding stranded-cost exposure are central. Even if RPU doesn't serve a large load directly, regional market impacts can still raise costs.

10. Transmission and partnerships are becoming the “new normal” for getting projects done

Speakers: NextEra Transmission leadership and WPPI leadership | **Why it matters to RPU:** The transmission session reinforced that partnership models, cost-of-capital advantages, and shared planning tools are increasingly part of the playbook. RPU should expect more collaboration across utilities, developers, and transmission entities as constraints increase.

11. Conclusion (this goes to 11): “These go to 11” and the biggest strategy opportunity for RPU

The “amp that goes to 11” from this conference is **energy prepaids**: a practical, near-term affordability tool that aligns directly with RPU's direction on PPAs.

Energy prepaids in plain language

Energy prepaids are a structure that allows public power to use the advantage of **tax-exempt financing** to reduce the cost of **purchased power**, resulting in a **contractual discount** on electricity bought through PPAs (and in some cases certain market purchases). Think of it as applying public power's lower cost of capital to the “power we buy,” not only to “assets we build.”

Key points from the conference panel (Energy Southeast, The Energy Authority, PFM, Goldman Sachs):

- **Not a new concept:** these are the electric version of gas prepay structures that have existed for years. The panel described multiple recent examples of utilities implementing power prepaids successfully.
- **Why it matters for RPU:** this is not a question of “if we are doing PPAs.” It is a question of: since we are doing PPAs, is it prudent to evaluate a structure that could reduce those PPA costs by roughly 6–10% over the contract life (range discussed at the conference, dependent on interest rates, counterparties, and structure). For PPAs representing a large share of a supply portfolio, that is meaningful ratepayer money.
- **What it looks like to a utility:** the stated goal is to keep operational and physical delivery processes essentially unchanged. The complexity (tax, bond issuance mechanics, title transfer requirements) is handled by experienced advisors and the issuer/aggregator.
- **What the board should know up front:** these are typically long-term structures (often 20–30 years), and the value depends on interest rate conditions. The key governance work is understanding structure, protections, flexibility if resource plans change, and how risk is allocated if something at the aggregator level unwinds.
- **Next step for governance:** The GM will introduce the concept of energy prepaids at an upcoming meeting and request scheduling a future, ad hoc board review and discussion session to review the structure, recent utility examples, fit with RPU's pending PPA strategy, and a high-level estimate of potential savings.

Embedded: NERC's top ten "do this now" cyber and operating readiness actions (Jim Robb)

- ✓ Ensure applicable operating systems are in compliance with NERC CIP standards.
- ✓ Use strong access authentication, including complex passwords and multi-factor authentication.
- ✓ Change all default passwords and close all non-necessary ports.
- ✓ Drill staff routinely on phishing, smishing, and vishing.
- ✓ Strengthen third-party and supply chain controls, including vendor notification obligations if compromised.
- ✓ Patch or mitigate promptly when new vulnerabilities are announced.
- ✓ Baseline normal network activity and continuously monitor for abnormalities.
- ✓ Build and maintain key emergency response relationships (local, state, federal, mutual aid).
- ✓ Drill response and recovery regularly, including operating in degraded states.
- ✓ Engage with and share actionable information through E-ISAC.

Southeast Minnesota Municipal Power Agency (SMMPA) Board Report:

At the January 15, 2025 meeting, the SMMPA Board approved the resolution to establish the Sherco Unit 3 Retirement or Decommissioning Fund as proposed, by a 5–1 vote. The resolution creates a dedicated fund to accumulate and hold monies for Sherco 3 retirement, decommissioning, or disposal costs, with amounts to be allocated by Board direction from time to time.

The identified funding source is the staged release of Sherco 3 Debt Service Reserve (DSR) funds totaling \$58,160,000: \$12,374,003 released in October 2025 with the 2025A bonds, \$7,765,997 scheduled for release in January 2026, and \$38,020,000 scheduled for release in January 2027. Unless the Board takes other action, the resolution adopted this month directs that these released DSR amounts be designated as the funding source for the Sherco 3 retirement obligation and, through the scheduled releases, the fund will be fully capitalized by January 2027.

The Board also approved SMMPA's participation in the Grid North Partners project by a full member vote.

On January 23, 2026 we expect to receive a cash distribution in the amount of \$1,098,411 from SMMPA for refunding general operating reserves above the maximum bandwidth. This decision was made by the SMMPA board in October of 2025 and set to be distributed after year end on the basis of 2025 load ratio share with Rochester being 42.82%

Other Items:

See below for the schedule ahead. Note that the February meeting is a week earlier than normal due to conflicts with conference travel.

What's Ahead:

Wed, Feb 11	SMMPA Board Meeting	McCollough	Spring Valley, MN
Tue, Feb 17	**RPU Board Meeting**	Board – All, McCollough	RPU
Mon, Feb 23 – Thu, Feb 26	APPA Legislative Rally	McNeilus, McCollough	Washington, DC
Mon, Mar 2 – Fri, Mar 6	The Energy Authority Symposium	McCollough	Jacksonville, FL
Wed, Mar 11	SMMPA Board Meeting	McCollough	Waseca, MN
Wed, Mar 18	Employee Recognition Breakfast	McNeilus, Keane, Turri, Vaszily, McCollough	RPU
Tue, Mar 23 – Fri, Mar 27	WEF/AWWA Executive Management Conference	McCollough	Charlotte, NC
Sun, Mar 29 – Tue, Mar 31	TAPS Spring Conference	McCollough	Washington, DC
Tue, Mar 31	***RPU Board Meeting***	Board – All, McCollough	RPU
Wed, Apr 8	SMMPA Board Meeting	McCollough	Wells, MN
Fri, Apr 24	Arbor Day Celebration	Board – TBD	Rochester, MN
Tue, Apr 28	RPU Board Meeting	Board – All, McCollough	RPU



REQUEST FOR ACTION

Division Reports and Metrics for January 2026

MEETING DATE:

January 27, 2026

ORIGINATING DEPT:

Rochester Public Utilities

AGENDA SECTION:

Division Reports & Metrics

PRESENTER:

General Manager, Tim
McCollough

Action Requested:

Review the reports from each of RPU's divisions: Safety, Water Division, Power Delivery, Power Resources, Customer Relations, Information Technology, and Corporate Services.

Report Narrative:

Each division of RPU reports monthly on its metrics and activities to the Board.

Prepared By:

Erin Henry-Loftus

Attachments:

[Exhibit - January Division Report](#)



JANUARY 2026

DIVISION REPORTS AND METRICS

SAFETY
WATER DIVISION
POWER DELIVERY
POWER RESOURCES
CUSTOMER RELATIONS
INFORMATION TECHNOLOGY
CORPORATE SERVICES

SAFETY

SAFETY:

TRAINING	Total Required Enrollments	Completions as of 12/31/2025	Percent Complete
December 2025	545	545	100%
Calendar Year to 12/31/2025	6750	6750	100%

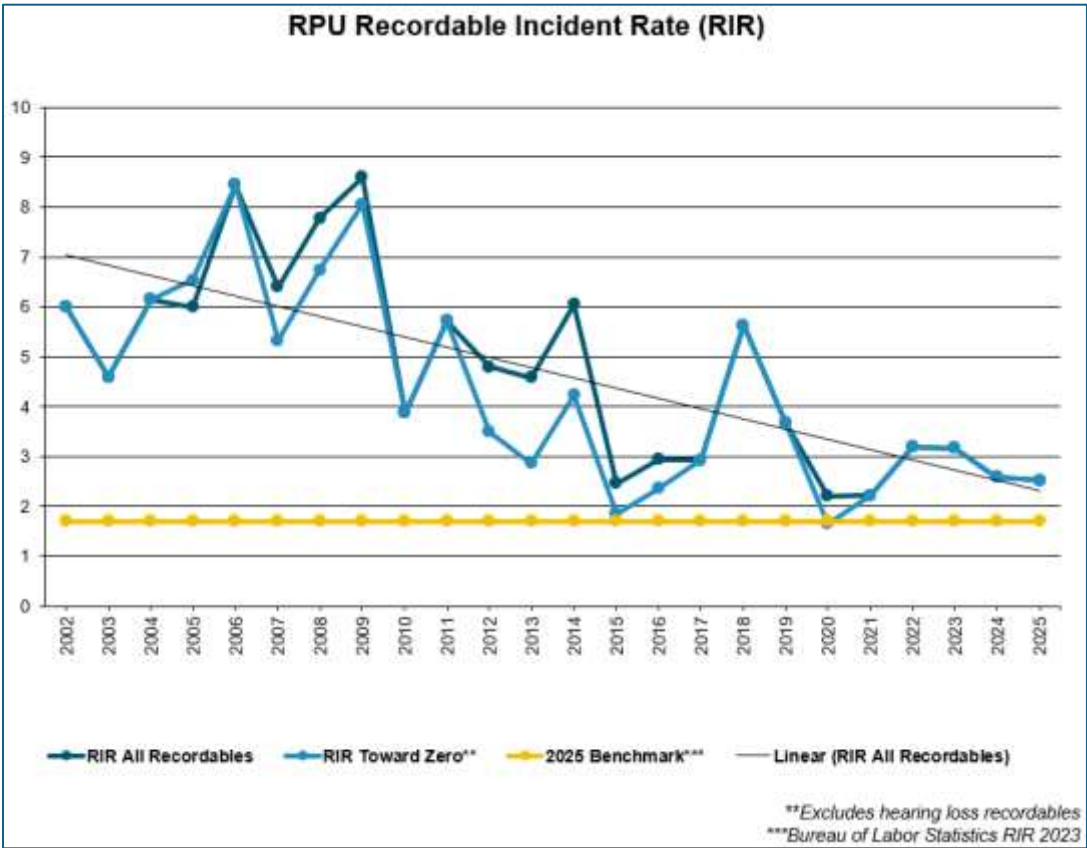
SAFETY TEAMS	Total Members	Members Attending	Percent Attending
December 2025	30	20	66.7%
Calendar Year to 12/31/2025	331	268	81.0%

INCIDENTS	Reports Submitted	OSHA Cases ¹	RPU RIR ²	BLS RIR ³
December 2025	6	1	--	--
Calendar Year to 12/31/2025	21	5	2.52	1.7

- ¹ Deemed to meet OSHA criteria as a recordable case by RPU Safety Manager, subject to change
- ² Recordable Incident Rate – Number of OSHA Recordable Cases per 100 employees.
- ³ Bureau of Labor Statistics nonfatal illnesses and injuries in the utility sector



23 of RPU's 24 departments are recordable injury free in 2025
 214 of RPU's 219 teammates are recordable injury free in 2025.



SAFETY

2025 OSHA RECORDABLE CASE DETAIL

Work Area	Incident Date	Description	Primary Reason it's a Recordable	Corrective Action
T&D	3/29/2025	Laceration to head while participating in line worker's rodeo	Medical treatment beyond first aid	Researching head protection options
T&D	4/23/2025	Airborne particles blew into eye (L) behind safety glasses requiring medical intervention to remove.	Medical treatment beyond first aid	Reviewed eye protection options
T&D	5/31/2025	Pain in elbow (R) while pulling/stripping cable.	Restricted duty	Researching additional tools for this task
T&D	7/20/2025	Pain in lower back due to lifting armored cable from truck.	Restricted duty	Task will be performed by 2 people or using powered lift
T&D	12/10/2025	Lower back pain while lifting wire out of switch basement.	Restricted duty	Reviewed work process with safety team

SAFETY INITIATIVES:

1. All RPU staff successfully completed the annual OSHA-required Hazard Communication training.
2. City wellness staff conducted Safe Movement training sessions to help reduce the risk of musculoskeletal injuries.
3. A new cleat design was ordered for evaluation to better mitigate slip-and-fall incidents.

WATER



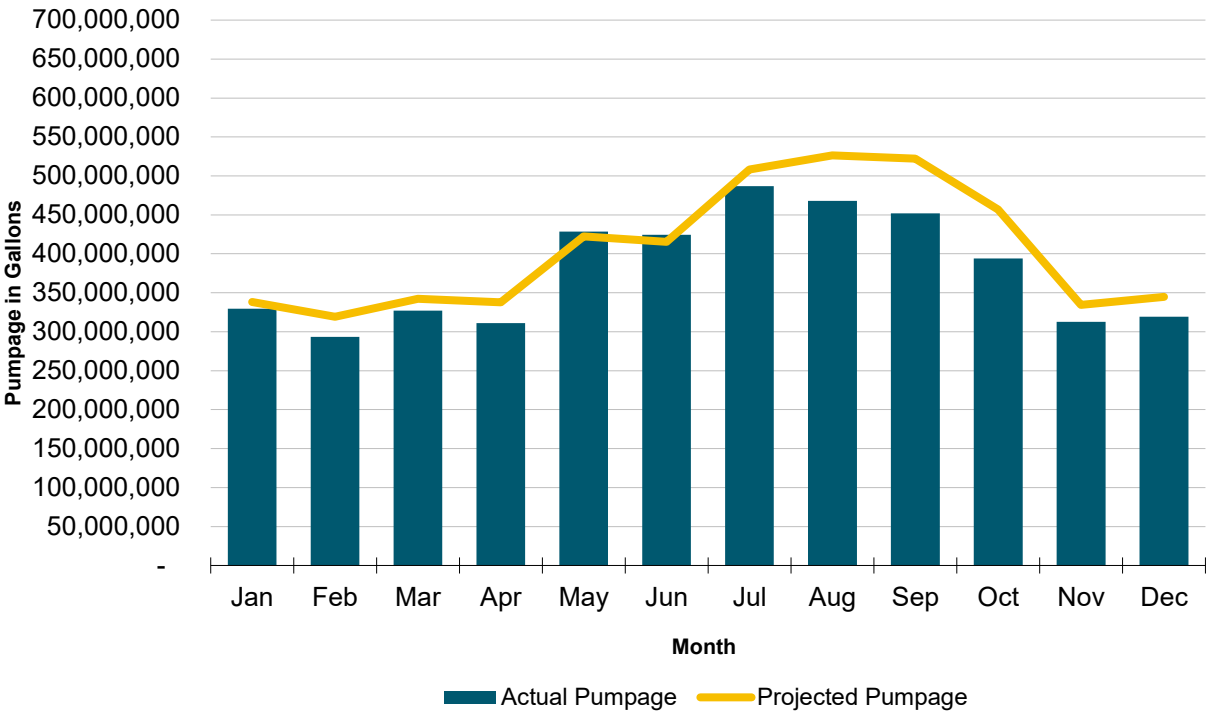
WATER UTILITY:

1. Water Outage Calculations for the month and year to date(December 2025 Data)

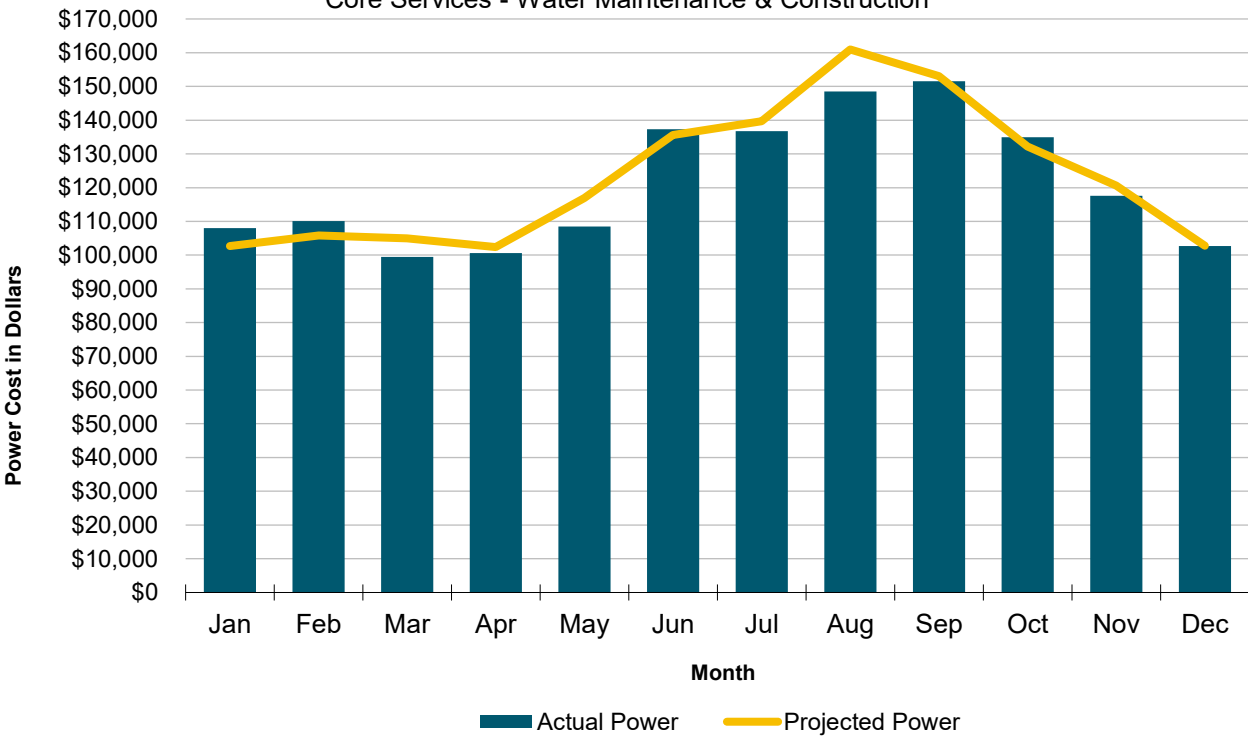
<ol style="list-style-type: none"> a. Reliability=99.99944353% b. 139 Customers Affected by Outages c. 175.4 Customer Outage Hours d. SAIDI= 0.2 min e. CAIDI= 75.7 min 	<ol style="list-style-type: none"> Year-to-date Reliability =99.99865078% Year-to-date Customers Affected by Outages = 2,718 Year-to-date Customer Outage Hours = 5,007.3 Year-to-date SAIDI = 7.1 min Year-to-date CAIDI = 110.5 min
--	--
- Performed 404 Gopher State water utility locates during the month for a total of 16,247 for the year.
- There are currently 204 Water ERTs that were unable to be read in the system. We are experiencing approximately 28-30 new non-reads per week. The stockroom has the following products available:

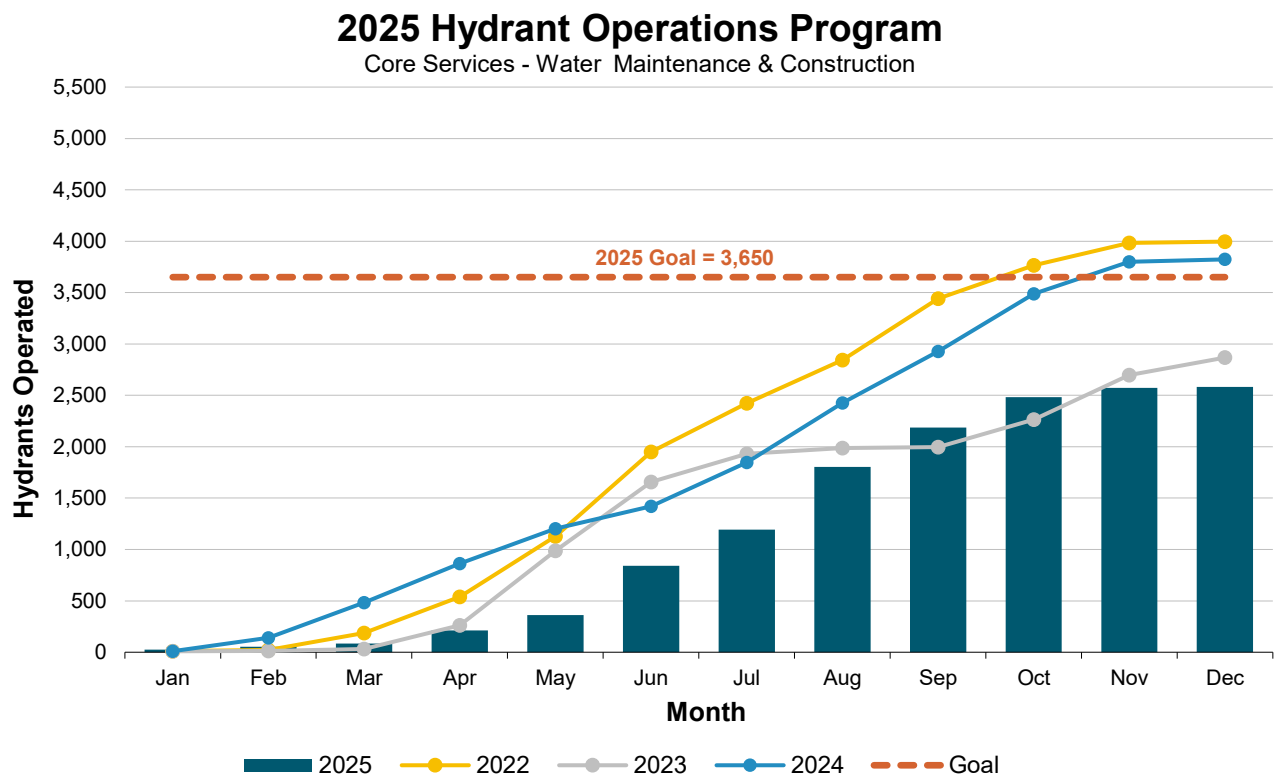
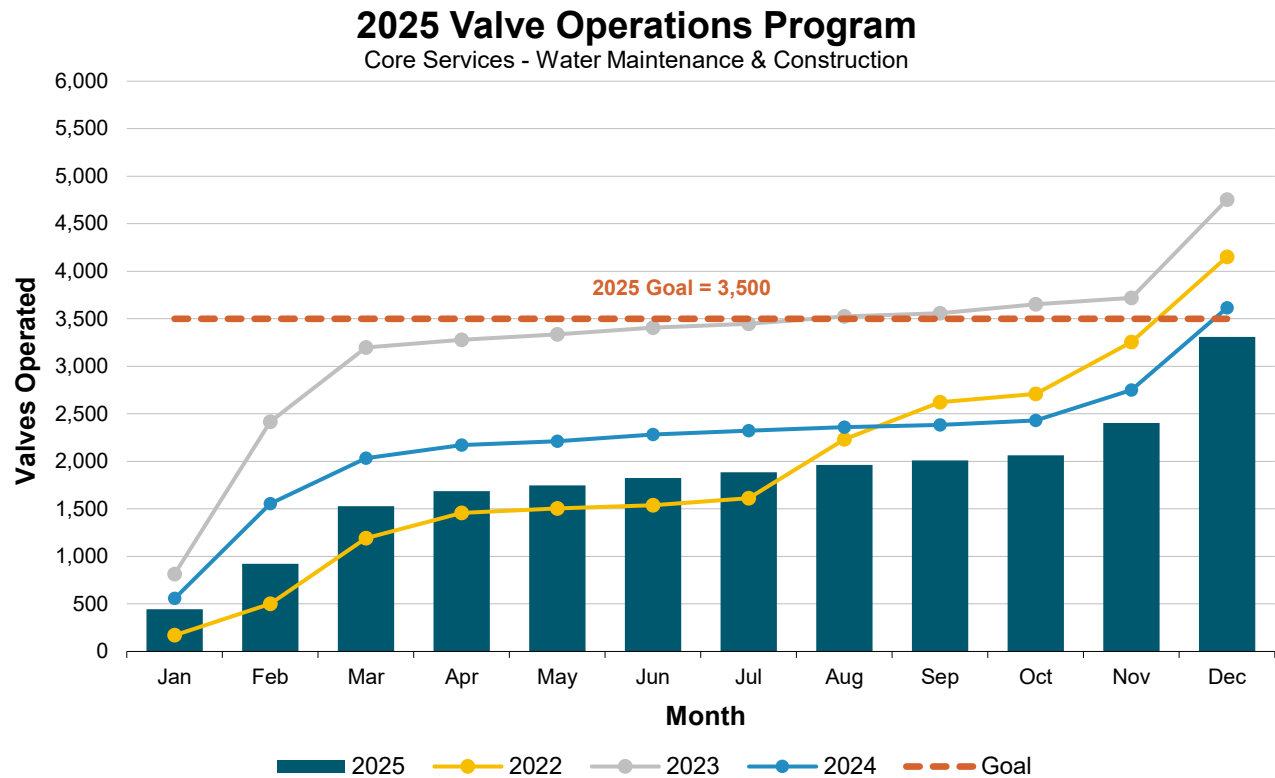
500W ERTS:	8,613 available, 29,037 on order
Ultrasonic meters, 5/8" x 1/2":	7,251 available, 1,154 on order
Ultrasonic meters, 5/8" x 3/4":	9,441 available, 13,141 on order
- Repaired water distribution system failures or maintenance at the following locations during the month:
 - 1724 9th Ave SE (Water Main Break) – 12/1
 - 839 11 1/2 St SW (Water Main Break) – 12/13
 - 1st St NW & 5th Ave NW (Water Main Break) – 12/18
 - 4001 41st St NW (Water Main Break) – 12/19
 - 1675 9th Ave SE (Water Main Break) – 12/29

Actual vs. Projected Pumpage: 2025
Core Services - Water Maintenance & Construction



Actual vs. Projected Power Cost for Wells: 2025
Core Services - Water Maintenance & Construction





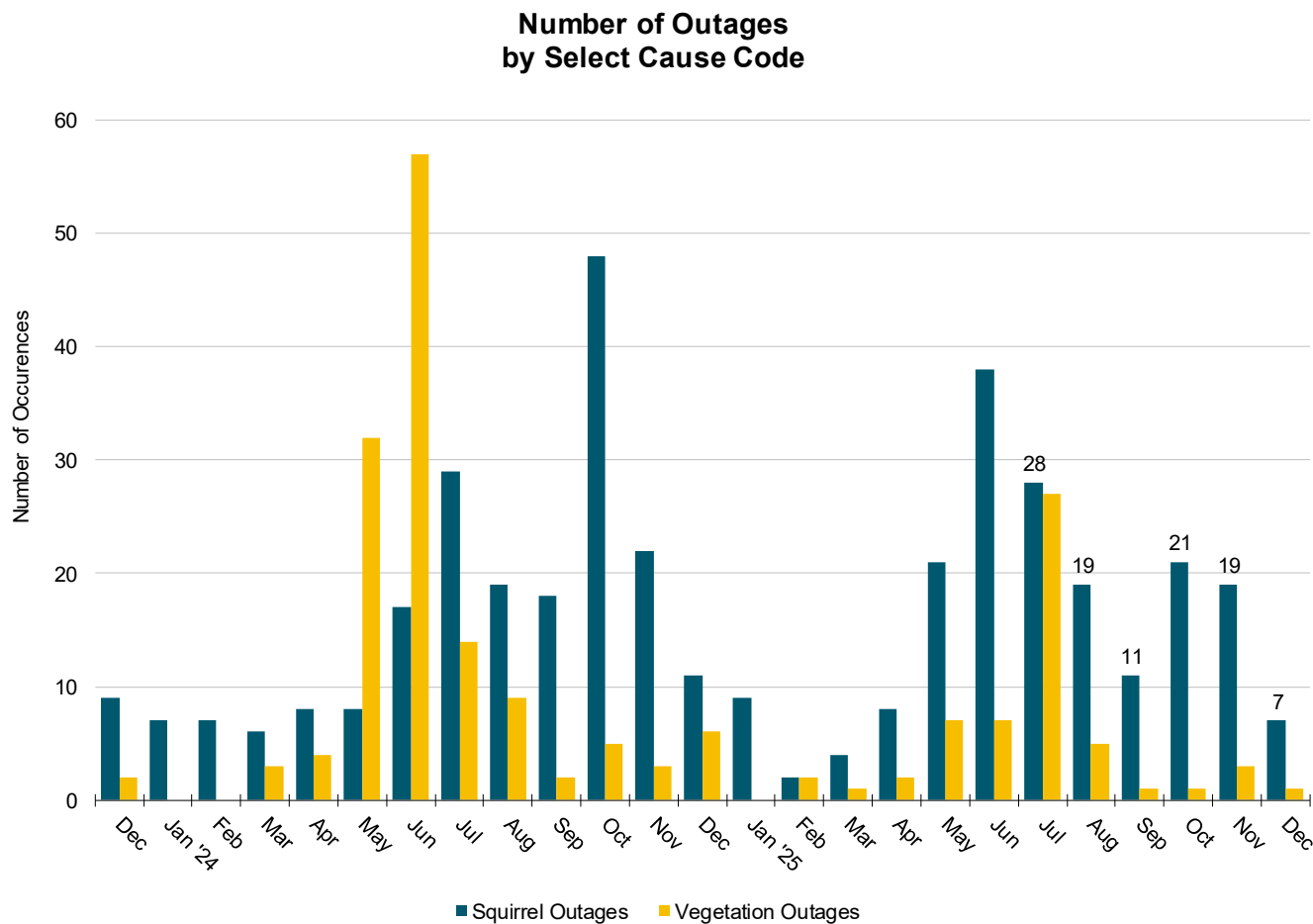
POWER DELIVERY**ELECTRIC UTILITY:****1. Electric Outage Calculations for the month and year to date (December 2025 Data)**

a. Reliability= 99.99853%	Year-to-date Reliability = 99.99532%
b. 398 Customers Affected by Outages	Year-to-date Customers Affected by Outages = 22,897
c. SAIDI= 0.66 min	Year-to-date SAIDI = 24.45 min
d. CAIDI= 101.55 min	Year-to-date CAIDI = 56.61 min

2. Electric Utility Operations – T&D, Engineering, System Ops, GIS, Tech Services:

- The Midcontinent Independent System Operator (MISO) have reviewed and accepted RPU's Power System Restoration Plan Procedure as part of the MISO regional power system restoration drill conducted in October 2025.
- GIS has completed the data reconfiguration portion for the ESRI upgrade project for electric utility. Final data clean-up needs to be completed prior to migrating to the new ESRI version.
- AMI project team completed the configuration, integration, and testing phase of the project in December 2025. The system underwent a successful go-live on Saturday 1/10/26. The next phase of the project will be to perform a pilot deployment of 500 electric meters and 50 water meters in NW Rochester. The pilot will run for roughly 3 months. During that time, the project staff will be monitoring and evaluating the following:
 - Technical Performance of meters, communication system, bill accuracy, and system integrations
 - Operational Impact of remote connects/disconnect, move-in/move-out, and outage detection
 - Customer Impact and feedback
 - Risk and Security on data quality, data compliance, and cybersecurity
 - Communication network gaps

If the pilot is successful, mass deployment of electric and water meters would begin in May 2026. The mass deployment will take roughly 2 years to change all electric meters and 3 years to change all water meters.

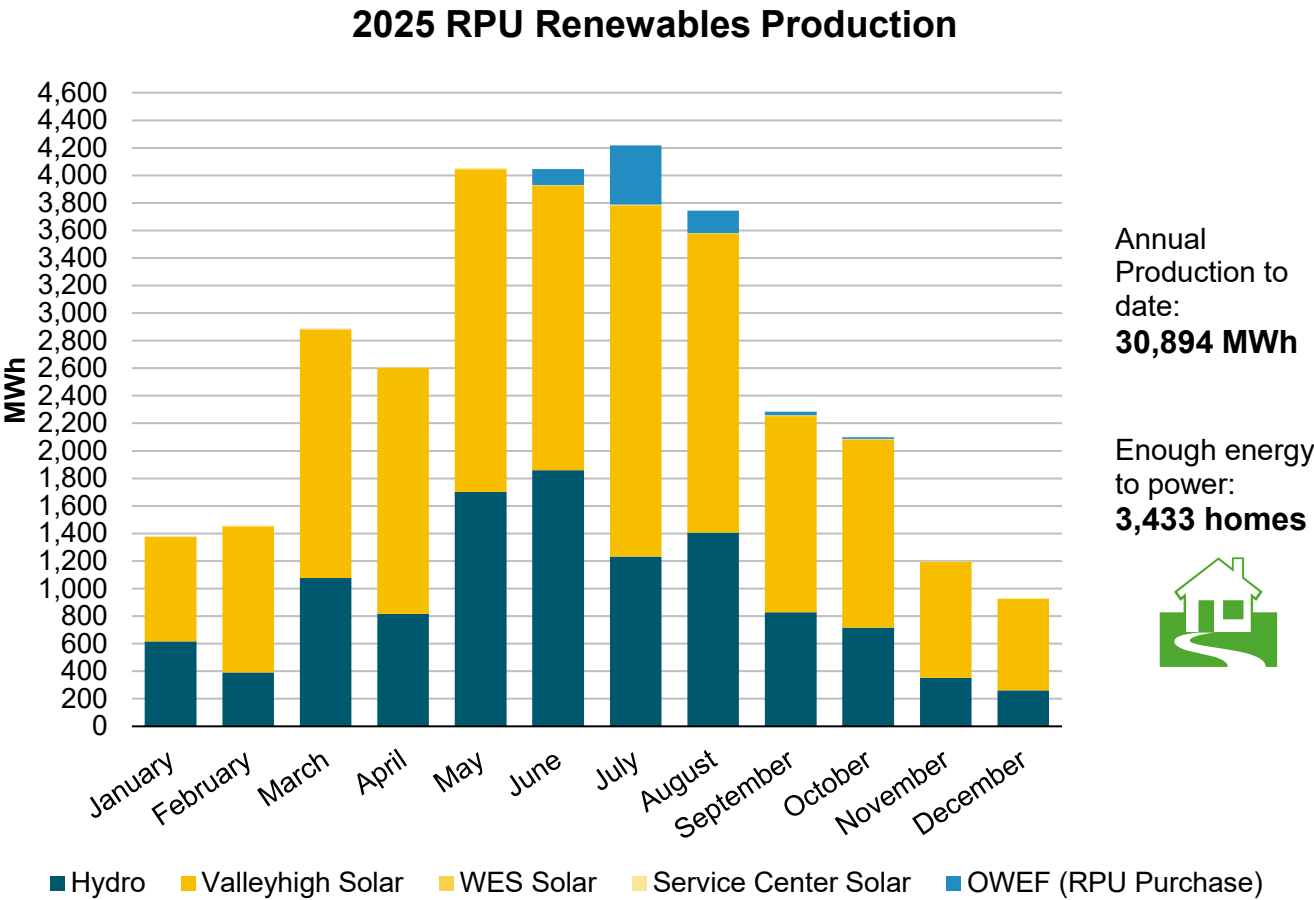


Summary of individual electrical outages (greater than 200 customers – December 2025 data)

# Customers	Date	Duration	Cause
None			

Summary of aggregated incident types (greater than 200 customers – December 2025 data)

# Customers	Total # of Incidents	Cause
None		



POWER RESOURCES**WHOLESALE OPERATIONS:**

1. INSERT

a. Ancillary Service Market – Supplemental Reserves

- i. Cleared DA
 - 1. GT2 – 26 days
 - 2. WES – 29 days
- ii. Deployment YTD
 - 1. GT2 – 0
 - 2. WES – 1

b. Dispatched by MISO

i. GT1	– 0 times	YTD	12 times
ii. GT2	– 7 times	YTD	150 times
iii. WES	– 13 times	YTD	237 times

c. Hours of Operation

i. GT1	– 0 hours	YTD	67 hours
ii. GT2	– 27 hours	YTD	994 hours
iii. WES	– 53 hours	YTD	1810 hours

d. Electricity Generated

i. GT1	– 0 MWh	YTD	1386 MWh
ii. GT2	– 442 MWh	YTD	31305 MWh
iii. WES	– 1579 MWh	YTD	56920 MWh

e. Forced Outage

i. GT1	– 744 hours	YTD	5258 hours
ii. GT2	– 0 hours	YTD	445 hours
iii. WES	– 18 hours	YTD	688 hours

MISO market Real-Time Price averaged \$ 38.91 /MWh and Day Ahead Price averaged \$ 41.99/MWh.

STAKEHOLDER ENGAGEMENT, FORUMS, AND MEETINGS:

1. Josh Mason will attend the Drive Electric MN Steering Committee meeting on January 22. The meeting will cover topics including the 2026 membership drive, feedback from the annual meeting, and 2026 legislative priorities.
2. Alex Pruett and Josh Mason will attend the Energy Integration Committee Action Plan Workshop on January 28. The group has hired the Center for Energy and Environment to facilitate a series of workshops focused on aligning the group's five-year goals with the City of Rochester's sustainability goals.

EVENTS/OPPORTUNITIES FOR CUSTOMERS:

1. Customer Care and Collections continue to make outreach calls to customers with past due balances on their accounts. The intent is to be proactive and connect these customers with outside resources for financial assistance. In December, a total of 875 customers were contacted.
2. Our Annual Trade Ally & Commercial Customer Meeting is scheduled for January 21, in collaboration with Minnesota Energy Resources. This event will provide an opportunity for RPU and Minnesota Energy Resources to share program updates for 2026 and express appreciation to our stakeholders for their participation in the 2025 programs.
3. On January 24, Marketing & Energy Services will host a Neighborhood Energy Challenge (NEC) workshop. As of January 15, 10 households are registered. The NEC is a partnership between RPU, Minnesota Energy Resources, and the Center for Energy and Environment focused on improving residential energy efficiency through home energy audits.

COMMUNICATIONS:

1. RPU welcomed Tom Jorgenson as the new Communications Coordinator. A Rochester native, Tom, joins RPU from Mayo Clinic, where he spent eight years in communications roles, with experience leading communications and public engagement across digital, print, and social channels.
2. Tom Jorgenson, Josh Mason, and Patty Hanson will attend the City of Rochester and Olmsted County Emergency Management 3-day Public Information Officer (PIO) Training at the City's Emergency Operations Center (Jan. 21–23) to strengthen joint crisis communications coordination and partnership with the City.
3. Tim McCollough will join Andy Brownell on Rochester Today to discuss RPU's new customer portal and how customers can use it to manage their account and services. The interview will be recorded on January 16 and is scheduled to air on January 21.

ENERGY CONSERVATION KWH YEAR TO DATE SAVINGS: 101.2% to goal for 2025

WATER CONSERVATION GALLONS YEAR TO DATE SAVINGS: 299.3% to goal for 2025

INFORMATION SERVICES:

Prepared: Mid-January 2026

Executive Summary

Since the December division report, IT activity has focused on three themes: (1) continuing cybersecurity incident remediation and stronger incident-response alignment with our cyber insurer, (2) progressing ERP contracting and Statement of Work (SoW) clarifications, and (3) continuing operational readiness (remote-work, service continuity, grants and regulatory participation). Highlights and next steps are below.

1) Cybersecurity & Compliance — key actions and status

a. CodeRED (OnSolve) Response and Remediation

Continued follow-up after the vendor CodeRED breach described in the December report: IT performed forced credential resets for internal CodeRED users, completed manual account adjustments, and provided guidance on credential hygiene and user awareness to reduce secondary compromise risk.

b. Incident Response Plan (IRP) Development & Tabletop Planning

IT continued work to update and test the Incident Response Plan. Scheduling and planning for a tabletop exercise are in progress to ensure the IRP and recovery plans are coordinated.

c. Cyber Insurance Engagement

IT engaged with cyber insurance providers/brokers to align our IRP to the claims handling and incident response services offered by prospective insurers.

Net Effect / Risk Posture: Continuing remediation actions reduced exposure from the CodeRED event; IRP maturity and alignment with insurers is improving readiness for future incidents. Next steps are completing the IRP tabletop exercise and capturing lessons learned to update incident playbooks.

2) ERP Program — Procurement, SoW, and Steering Committee Work

a. SoW Updates and Vendor Contracting

The ERP program remains a major IT priority. IT has been actively engaged in ERP Steering Committee meetings, reviewing Statements of Work and negotiating scope/contingency items.

b. Cost, Contingency, and Hyperscaler Considerations

Discussions continue around project contingency (20% referenced) and hyperscaler migration costs/options for data and historical system migration; these are being examined as part of SoW/contract review.

c. Resourcing and Coordination

IT continues to identify internal SMEs and resources who will participate in the ERP implementation. Office-hours sessions and team calls are used to answer SoW questions for internal stakeholders.

Net Effect / Status: SoW clarifications and financial/contingency planning are advancing; next steps are final SoW approval, confirming internal staffing, and establishing implementation governance.

3) Modernization & Productivity Tools / Remote Operations

a. Inclement-Weather / Remote-Work Readiness

IT reinforced inclement-weather remote-work operations and issued authorizations/guidance for IT staff to work from home when weather conditions warrant. Discussions included secure remote desktop and field device usage.

b. Productivity & Modernization Activities

IT supports enterprise modernization efforts for remote and field operations (e.g., addressing VPN/iPad connectivity issues in the field as noted in GM Q&A). The General Manager's report also highlights IT/security grant activity.

Net Effect / Status: Remote-work and field connectivity posture strengthened; additional optimization work remains.

4) IT Operations / Service Continuity

a. Maintenance & Infrastructure

Core infrastructure and operations work has continued (maintenance windows, hardware refreshes, and upgrades as summarized in the December report). Planning continues to minimize service impact during required maintenance.

b. Grants & Capital Programs Supporting Resilience

The GM report highlights the RMUC grant to extend IT security monitoring at substations. Update: IT has purchased the substation security equipment funded by the grant and is awaiting contractor installation to complete deployment of monitoring capability.

Net Effect / Status: Infrastructure upgrades and maintenance are continuing with careful scheduling to preserve service continuity. Substation security procurement is complete; contractor installation and commissioning are the remaining tasks.

5) Regulatory & Industry Engagement (NERC / SWG)

a. NERC Security Working Group (SWG) Participation

IT staff continued active participation in NERC/SWG work. Topics included tool updates reported at NERC Security Working Group (SWG) (e.g., ERT tool v10 and virtualization standards). Preparations are underway for Q1 MRO SAC reporting.

Net Effect / Status: Continued regulatory engagement keeps RPU aligned with NERC guidance and upcoming standards.

6) Communications, Training & People

a. Internal Communications

IT continues targeted communications to keep SMEs and operational teams informed.

b. Training & Exercises

Planning for IRP tabletop exercises and recovery plan testing is underway; these exercises will test response coordination across IT and operational teams.

7) Upcoming / Near-Term Items for the Board

- Complete IRP tabletop exercise and report lessons learned and any policy/controls changes.
- Finalize ERP SoW approvals, confirm contingency governance, and present high-level implementation timeline/impacts once SoW is executed.
- Substation security installation: contractor installation and commissioning of the already-purchased equipment; provide schedule and completion report (installation is pending). (Update: equipment purchased; awaiting contractor installation.)
- Continue CodeRED long-term remediation and review of vendor reliance/alternatives; summarize control improvements for Board review.
- Prepare NERC SWG update for the Q1 2026 MRO SAC inputs (February).

CORPORATE SERVICES**BUSINESS SERVICES:**

- Conducted cyber security and NERC compliance training due by 12/31/2025. One person did not complete their training by the deadline and their access to NERC regulated systems and facilities were removed until the training was completed in compliance with regulatory requirements.
- Currently working to make system changes to remove income taxes on overtime in compliance with changes in labor laws.

PURCHASING AND MATERIALS MANAGEMENT:

- Applied for and received 16 State grants for solar on public buildings. Two are RPU building locations and the remaining 14 are city facilities. This was a collaborative effort with the City Facilities Manager, Power Resources Team, Marketing Team and Purchasing Teams at RPU. The initial funding is provided through our current resource plan budget which will be reimbursed once the grant funds have been received. Once the State grant approvals were received in December, we worked with the solar installer to identify and purchase qualifying assets that they have control over before December 31, 2025. This was done to ensure we meet the requirement to also qualify for Federal direct pay credits of up to 30%. Two additional locations were approved by the State in January, however we do not expect these two locations to qualify for Federal tax credits.

FINANCE AND ACCOUNTING:

- Enterprise Resource Planning (ERP) software – During December the ERP team interviewed and selected a Contract Project Manager. This contract is scheduled to be submitted to the Council on January 21, 2026. This is part of the already approved ERP budget. We are currently working on hiring the eight (8) budget-approved limited term employees to backfill team members that will be working on the project on a full-time basis.
- Auto Payment Issue – following the customer portal conversion at the beginning of November, we identified a few customers where their payment information did not transfer as expected to the new system. We are currently reaching out to about 560 customers to help them re-enroll in auto payment.

FINANCIAL RESULTS:

Note: Budget numbers are compared to the Board approved 2025 budget. The 2025 budget has been updated to reflect 2024 projects that were not completed in 2024

November 2025

	Current Month			Year to Date		
(In Thousands)	Actual	Budget	Variance	Actual	Budget	Variance
Revenue - Electric	\$ 13,819	\$ 14,081	\$ (262)	\$ 181,377	\$ 175,477	\$ 5,900
Revenue - Water	1,050	1,030	20	12,857	12,212	645
Change in Net Position - Electric	2,501	1,447	1,054	44,063	24,670	19,393
Change in Net Position - Water	315	(9)	324	6,873	1,220	5,653

ROCHESTER PUBLIC UTILITIES

INDEX

K:\RPU\GA\FINANCIAL REPORTS\FINANCIALS CRMO.pdf

DATE: November 2025

TO: _____

From: **Judith Anderson** (507) 292-1217
Controller

SUBJ: **RPU - Financial Statements**

RPU - ELECTRIC UTILITY Financial Reports

REPORT TITLE:

Statement of Net Position - Condensed
Statement of Revenues, Expenses
& Changes in Net Position YTD
Statement of Cash Flows YTD
Production and Sales Statistics - YTD
GRAPH - Capital Expenditures
GRAPH - Major Maintenance Expenditures
GRAPH - Cash & Temporary Investments
GRAPH - Changes in Net Position
GRAPH - Bonds

RPU - WATER UTILITY Financial Reports

REPORT TITLE:

Statement of Net Position - Condensed
Statement of Revenues, Expenses
& Changes in Net Position YTD
Statement of Cash Flows YTD
Production and Sales Statistics - YTD
GRAPH - Capital Expenditures
GRAPH - Major Maintenance Expenditures
GRAPH - Cash & Temporary Investments
GRAPH - Changes in Net Position

END OF BOARD PACKET FINANCIALS

ROCHESTER PUBLIC UTILITIES
STATEMENT OF NET POSITION
ELECTRIC UTILITY
November 30, 2025

	<u>November 2025</u>	<u>November 2024</u>	<u>Difference</u>	<u>% Diff.</u>	<u>October 2025</u>
ASSETS					
CURRENT ASSETS					
CASH & INVESTMENTS					
Unreserved Cash & Investments	29,800,323	8,784,080	21,016,243	239.3	35,742,403
BOARD RESERVED CASH & INVESTMENTS					
Clean Air Rider Reserve	3,890,467	4,621,587	(731,119)	(15.8)	3,890,467
Working Funds Reserve	23,031,000	22,807,000	224,000	1.0	23,031,000
Special Capital & Major Maintnce Reserve	49,405,109	54,295,344	(4,890,235)	(9.0)	49,730,570
Contingency Reserve	13,333,000	12,680,000	653,000	5.1	13,333,000
General Capital & Major Maintnce Reserve	21,496,900	20,488,988	1,007,912	4.9	21,496,900
Total Reserved Cash & Investments	111,156,477	114,892,919	(3,736,443)	(3.3)	111,481,938
Total Cash & Investments	140,956,800	123,676,999	17,279,800	14.0	147,224,341
Receivables & Accrued Utility Revenues	27,273,192	34,518,357	(7,245,164)	(21.0)	23,804,365
Inventory	8,011,181	11,250,232	(3,239,051)	(28.8)	8,017,626
Other Current Assets	3,867,807	3,156,032	711,775	22.6	2,379,886
RESTRICTED ASSETS					
Restricted Cash and Equivalents	-	-	-	-	9,705,361
Total Current Assets	180,108,980	172,601,620	7,507,360	4.3	191,131,580
NON-CURRENT ASSETS					
RESTRICTED ASSETS					
RESTRICTED CASH & INVESTMENTS					
Debt Service Reserve	12,843,388	12,439,126	404,262	3.2	12,467,897
Funds Held in Trust	-	49	(49)	(100.0)	-
Total Restricted Cash & Investments	12,843,388	12,439,174	404,214	3.2	12,467,897
Total Restricted Assets	12,843,388	12,439,174	404,214	3.2	12,467,897
CAPITAL ASSETS					
NON-DEPRECIABLE ASSETS					
Land and Land Rights	12,373,693	11,351,222	1,022,471	9.0	12,373,693
Construction Work in Progress	62,003,656	61,829,370	174,286	0.3	60,593,370
Total Non-depreciable Assets	74,377,349	73,180,592	1,196,757	1.6	72,967,063
DEPRECIABLE ASSETS					
Utility Plant in Service, Net	253,971,998	235,569,485	18,402,512	7.8	251,877,983
Steam Assets, Net	24,546	319,104	(294,557)	(92.3)	49,093
Subscription-Based IT Arrangements, Net	2,054,387	2,014,150	40,237	2.0	1,843,102
Total Depreciable Assets	256,050,931	237,902,739	18,148,192	7.6	253,770,177
Net Capital Assets	330,428,280	311,083,331	19,344,949	6.2	326,737,240
Other Non-Current Assets	17,892,291	10,684,338	7,207,953	67.5	17,925,504
Total Non-Current Assets	361,163,959	334,206,844	26,957,116	8.1	357,130,641
TOTAL ASSETS	541,272,939	506,808,464	34,464,476	6.8	548,262,221
DEFERRED OUTFLOWS OF RESOURCES					
DEFERRED OUTFLOWS OF RESOURCES	2,412,422	2,493,813	(81,391)	(3.3)	2,461,478
TOTAL ASSETS + DEFERRED OUTFLOW RESOURCE	543,685,361	509,302,276	34,383,085	6.8	550,723,700
LIABILITIES					
CURRENT LIABILITIES					
Accounts Payable	13,634,199	11,986,219	1,647,980	13.7	12,845,019
Due to other funds	3,673,427	3,637,564	35,863	1.0	3,638,433
Customer Deposits	2,638,852	2,485,618	153,234	6.2	2,639,847
Compensated absences	2,444,175	2,286,722	157,453	6.9	2,459,153
Accrued Salaries & Wages	1,037,675	976,275	61,400	6.3	1,045,496
Interest Payable	-	-	-	-	2,367,445
Current Portion of Long Term Debt	8,305,000	8,005,000	300,000	3.7	8,005,000
Misc Other Current Liabilities	378,211	447,343	(69,132)	(15.5)	292,701
Total Current Liabilities	32,111,538	29,824,741	2,286,797	7.7	33,293,094
NON-CURRENT LIABILITIES					
Compensated absences	1,446,229	1,501,707	(55,478)	(3.7)	1,445,175
Other Non-Current Liabilities	8,661,220	13,148,567	(4,487,347)	(34.1)	8,661,220
Unearned Revenues	2,026,425	1,606,802	419,623	26.1	2,047,747
Long-Term Debt	131,285,445	140,608,441	(9,322,997)	(6.6)	139,676,316
Misc Other Non-Current Liabilities	1,097,682	1,053,735	43,948	4.2	900,848
Total Non-Current Liabilities	144,517,001	157,919,251	(13,402,250)	(8.5)	152,731,306
TOTAL LIABILITIES	176,628,539	187,743,992	(11,115,453)	(5.9)	186,024,399
DEFERRED INFLOWS OF RESOURCES					
DEFERRED INFLOWS OF RESOURCES	12,046,038	11,503,776	542,262	5	12,189,929
NET POSITION					
Net Investment in Capital Assets	203,276,212	174,656,948	28,619,264	16.4	191,415,336
Total Restricted Net Position	-	49	(49)	(100.0)	7,337,917
Unrestricted Net Position	151,734,572	135,397,511	16,337,061	12.1	153,756,119
TOTAL NET POSITION	355,010,784	310,054,508	44,956,276	14.5	352,509,371
TOTAL LIAB,DEFERRED INFLOWS,NET POSITION	543,685,361	509,302,276	34,383,085	6.8	550,723,700

ROCHESTER PUBLIC UTILITIES
Statement of Revenues, Expenses & Changes in Net Position
ELECTRIC UTILITY
November, 2025
YEAR TO DATE

	<u>Actual YTD</u>	<u>Original Budget YTD</u>	<u>Actual to Original Budget</u>	<u>% Var.</u>	<u>Last Yr YTD</u>
SALES REVENUE					
Retail Revenue					
Electric - Residential Service	66,213,993	63,342,779	2,871,214	4.5	60,490,881
Electric - General & Industrial Service	95,797,290	94,079,493	1,717,797	1.8	92,224,563
Electric - Public Street & Highway Light	1,471,469	1,533,674	(62,205)	(4.1)	1,406,146
Electric - Rental Light Revenue	196,885	212,945	(16,060)	(7.5)	192,559
Electric - Interdepartmental Service	1,332,641	1,308,168	24,473	1.9	1,259,867
Electric - Power Cost Adjustment	(1,001,020)	(53,696)	(947,324)	(1,764.2)	1,330,331
Electric - Clean Air Rider	2,036,735	3,788,667	(1,751,932)	(46.2)	1,864,797
Electric - Total Retail Revenue	166,047,993	164,212,030	1,835,963	1.1	158,769,144
Wholesale Electric Revenue					
Energy & Fuel Reimbursement	7,820,681	4,737,908	3,082,774	65.1	3,756,233
Capacity & Demand	3,299,271	1,398,707	1,900,564	135.9	1,529,544
Total Wholesale Electric Revenue	11,119,953	6,136,614	4,983,338	81.2	5,285,777
Steam Sales Revenue	4,208,988	5,127,928	(918,940)	(17.9)	3,667,529
TOTAL SALES REVENUE	181,376,934	175,476,572	5,900,362	3.4	167,722,450
COST OF REVENUE					
Purchased Power	92,804,063	91,456,868	1,347,195	1.5	92,759,391
Generation Fuel, Chemicals & Utilities	5,457,487	6,084,129	(626,642)	(10.3)	3,505,449
TOTAL COST OF REVENUE	98,261,550	97,540,997	720,553	0.7	96,264,840
GROSS MARGIN					
Retail	73,243,930	72,755,162	488,768	0.7	66,009,754
Wholesale	9,871,454	5,180,413	4,691,041	90.6	5,447,857
TOTAL GROSS MARGIN	83,115,384	77,935,575	5,179,809	6.6	71,457,610
FIXED EXPENSES					
Utilities Expense	455,045	375,935	79,110	21.0	410,270
Depreciation & Amortization	15,982,990	17,607,909	(1,624,919)	(9.2)	14,568,792
Salaries & Benefits	21,439,527	22,584,866	(1,145,339)	(5.1)	23,063,246
Materials, Supplies & Services	9,866,404	15,468,909	(5,602,506)	(36.2)	9,954,250
Inter-Utility Allocations	(1,623,898)	(1,618,870)	(5,028)	(0.3)	(1,974,236)
TOTAL FIXED EXPENSES	46,120,068	54,418,749	(8,298,681)	(15.2)	46,022,322
Other Operating Revenue	11,294,288	9,710,451	1,583,837	16.3	9,175,547
NET OPERATING INCOME (LOSS)	48,289,604	33,227,277	15,062,327	45.3	34,610,835
NON-OPERATING REVENUE / (EXPENSE)					
Investment Income (Loss)	5,445,781	3,179,400	2,266,381	71.3	4,547,966
Interest Expense	(4,591,703)	(4,568,741)	(22,962)	(0.5)	(4,770,760)
Amortization of Debt Issue Costs	(81,238)	(81,235)	(3)	(0.0)	(86,439)
Miscellaneous - Net	(150,140)	(21,415)	(128,725)	(601.1)	(134,957)
TOTAL NON-OPERATING REV (EXP)	622,701	(1,491,991)	2,114,692	141.7	(444,190)
INCOME (LOSS) BEFORE TRANSFERS / CAPITAL CONTRIBUTIONS	48,912,305	31,735,286	17,177,019	54.1	34,166,645
Transfers Out	(10,461,827)	(10,402,185)	(59,642)	(0.6)	(9,981,836)
Capital Contributions	5,612,452	3,337,250	2,275,202	68.2	10,526,959
Special Items	0	-	-	-	0
CHANGE IN NET POSITION	44,062,930	24,670,351	19,392,579	79	34,711,768
Net Position, Beginning	310,947,854				275,342,740
NET POSITION, ENDING	355,010,784				310,054,508
Debt Coverage Ratio		<u>Rolling 12 Months</u>	<u>Planned for Curr Year</u>		
		5.37	4.19		

ROCHESTER PUBLIC UTILITIES
STATEMENT OF CASH FLOWS
ELECTRIC UTILITY
FOR
NOVEMBER, 2025
YEAR-TO-DATE

	<u>Actual YTD</u>	<u>Last Yr Actual YTD</u>
CASH FLOWS FROM OPERATING ACTIVITIES		
Cash Received From Customers	178,459,786	174,641,504
Cash Received From Wholesale & Steam Customer	16,278,230	9,477,506
Cash Paid for:		
Purchased Power	(93,288,720)	(92,817,692)
Operations and Maintenance	(31,338,512)	(32,571,032)
Fuel	(5,461,773)	(3,433,475)
Payment in Lieu of Taxes	(10,513,275)	(9,942,634)
Net Cash Provided by(Used in) Utility Operating Activities	54,135,736	45,354,177
Sewer, Storm Water, Sales Tax & MN Water Fee Collections		
Receipts from Customers	45,243,162	44,013,812
Remittances to Government Agencies	(44,935,588)	(43,745,061)
Net Cash Provided by(Used in) Non-Utility Operating Activities	307,574	268,751
NET CASH PROVIDED BY(USED IN) OPERATING ACTIVITIES	54,443,310	45,622,928
CASH FLOWS FROM CAPITAL & RELATED FINANCING ACTIVITIES		
Additions to Utility Plant & Other Assets	(35,053,062)	(30,078,754)
Payments related to Service Territory Acquisition	(158,285)	(147,190)
Payment on Long-Term Debt	(8,005,000)	(7,730,000)
Net Bond/Loan Receipts	-	-
Cash Paid for Interest & Commissions	(5,723,979)	(6,009,204)
NET CASH PROVIDED BY(USED IN) CAPITAL & RELATED ACTIVITIES	(48,940,326)	(43,965,148)
CASH FLOWS FROM INVESTING ACTIVITIES		
Interest Earnings on Investments	4,306,754	3,583,848
Construction Fund (Deposits)Draws	-	-
Bond Reserve Account	763,690	1,286,313
Escrow/Trust Account Activity	49	-
NET CASH PROVIDED BY(USED IN) INVESTING ACTIVITIES	5,070,493	4,870,161
Net Increase(Decrease) in Cash & Investments	10,573,477	6,527,941
Cash & Investments, Beginning of Period	130,383,324	117,149,059
CASH & INVESTMENTS, END OF PERIOD	140,956,801	123,677,000
Externally Restricted Funds	12,843,388	12,439,174
Grand Total	153,800,189	136,116,174

**ROCHESTER PUBLIC UTILITIES
PRODUCTION & SALES STATISTICS
ELECTRIC UTILITY**

**November, 2025
YEAR-TO-DATE**

						Last Yr
		<u>Actual YTD</u>	<u>Budget YTD</u>	<u>Variance</u>	<u>% Var.</u>	<u>Actual YTD</u>
9	ENERGY SUPPLY (kWh)	<i>(primarily calendar month)</i>				
10	Net Generation					
11	IBM Diesel Generators	22,348	-	22,348	-	22,235
12	Lake Zumbro Hydro	10,995,610	10,608,694	386,916	3.6	9,715,191
13	Cascade Creek Gas Turbine	32,248,887	25,459,763	6,789,124	26.7	26,913,030
14	Westside Energy Station	55,340,450	45,582,860	9,757,590	21.4	34,655,200
15	Total Net Generation	98,607,295	81,651,317	16,955,978	20.8	71,305,656
16	Other Power Supply					
17	Firm Purchases	1,079,033,253	1,085,515,181	(6,481,928)	(0.6)	1,061,335,640
18	Non-Firm Purchases	4,036,762	3,317,041	719,721	21.7	3,996,852
19	LRP Received	-	-	-	-	-
20	Total Other Power Supply	1,083,070,015	1,088,832,222	(5,762,207)	(0.5)	1,065,332,492
21	TOTAL ENERGY SUPPLY	1,181,677,310	1,170,483,539	11,193,771	1.0	1,136,638,148
22	ENERGY USES (kWh)	<i>(primarily billing period)</i>				
23	Retail Sales	<u># Custs</u>				
24	Electric - Residential Service	55,931	353,650,052	342,614,741	11,035,311	335,679,408
25	Electric - General Service & Industrial	5,263	693,827,668	712,751,373	(18,923,704)	691,111,055
26	Electric - Street & Highway Lighting	3	3,113,060	3,243,431	(130,371)	3,138,055
27	Electric - Rental Lights	n/a	587,654	625,488	(37,834)	647,579
28	Electric - Interdptmntl Service	1	7,888,811	8,252,024	(363,213)	7,603,083
29	Total Customers	<u>61,198</u>				
30	Total Retail Sales		1,059,067,245	1,067,487,057	(8,419,812)	1,038,179,180
31	Wholesale Sales		87,759,239	71,042,622	16,716,617	61,729,731
32	Company Use		5,102,067	7,235,247	(2,133,180)	5,262,336
33	TOTAL ENERGY USES		1,151,928,551	1,145,764,926	6,163,625	1,105,171,247
34	Lost & Unacctd For Last 12 Months		32,548,994	2.5%		
35	STEAM SALES (mlbs)	<i>(primarily billing period)</i>				
36	Steam Sales in Mlbs		319,656	400,800	(81,144)	367,860

ROCHESTER PUBLIC UTILITIES
PRODUCTION & SALES STATISTICS (continued)
ELECTRIC UTILITY

November, 2025

YEAR-TO-DATE

Last Yr

Actual YTD Budget YTD Variance % Var. Actual YTD

FUEL USAGE *(calendar month)*

Gas Burned

SLP	444,676	MCF	581,160	MCF	(136,484)	(23.5)	487,088	MCF
Cascade	319,944	MCF	291,579	MCF	28,365	9.7	274,274	MCF
Westside	440,983	MCF	360,104	MCF	80,879	22.5	302,115	MCF
Total Gas Burned	1,205,603	MCF	1,232,843	MCF	(27,240)	(2.2)	1,063,477	MCF

Oil Burned

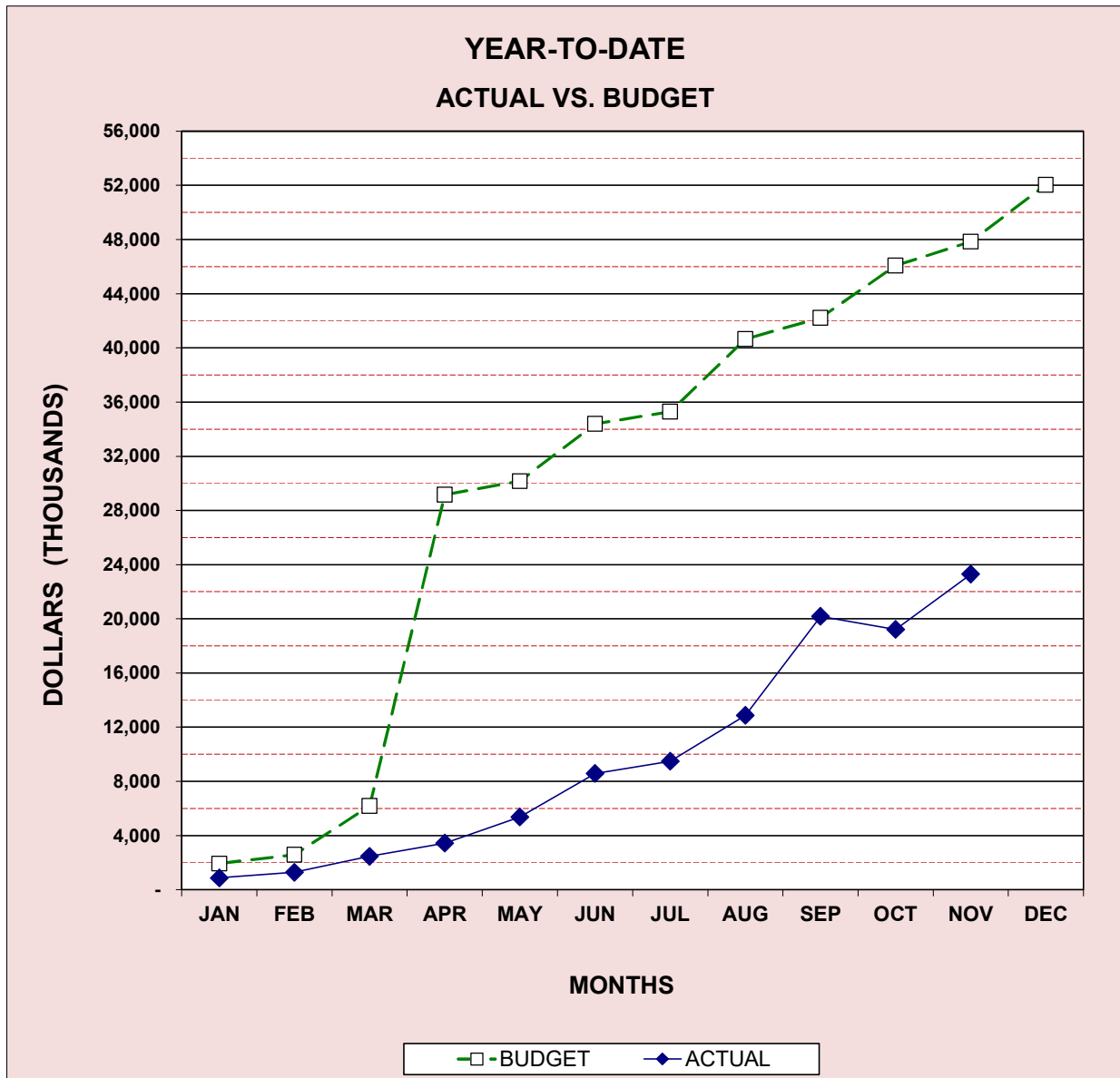
Cascade	40,316	GAL	-	GAL	40,316	-	9,483	GAL
IBM	1,798	GAL	-	GAL	1,798	-	1,808	GAL
Total Oil Burned	42,114	GAL	-	GAL	42,114	-	11,291	GAL

CAPITAL EXPENDITURES ELECTRIC

Current Year	
ANNUAL BUDGET	52,040,102
ACTUAL YTD	23,297,275
% OF BUDGET	44.8

November, 2025

Prior Years Ending Dec 31st		
2024	2023	2022
47,781,947	38,932,416	24,799,405
14,618,891	13,858,241	10,976,457
30.6	35.6	44.3

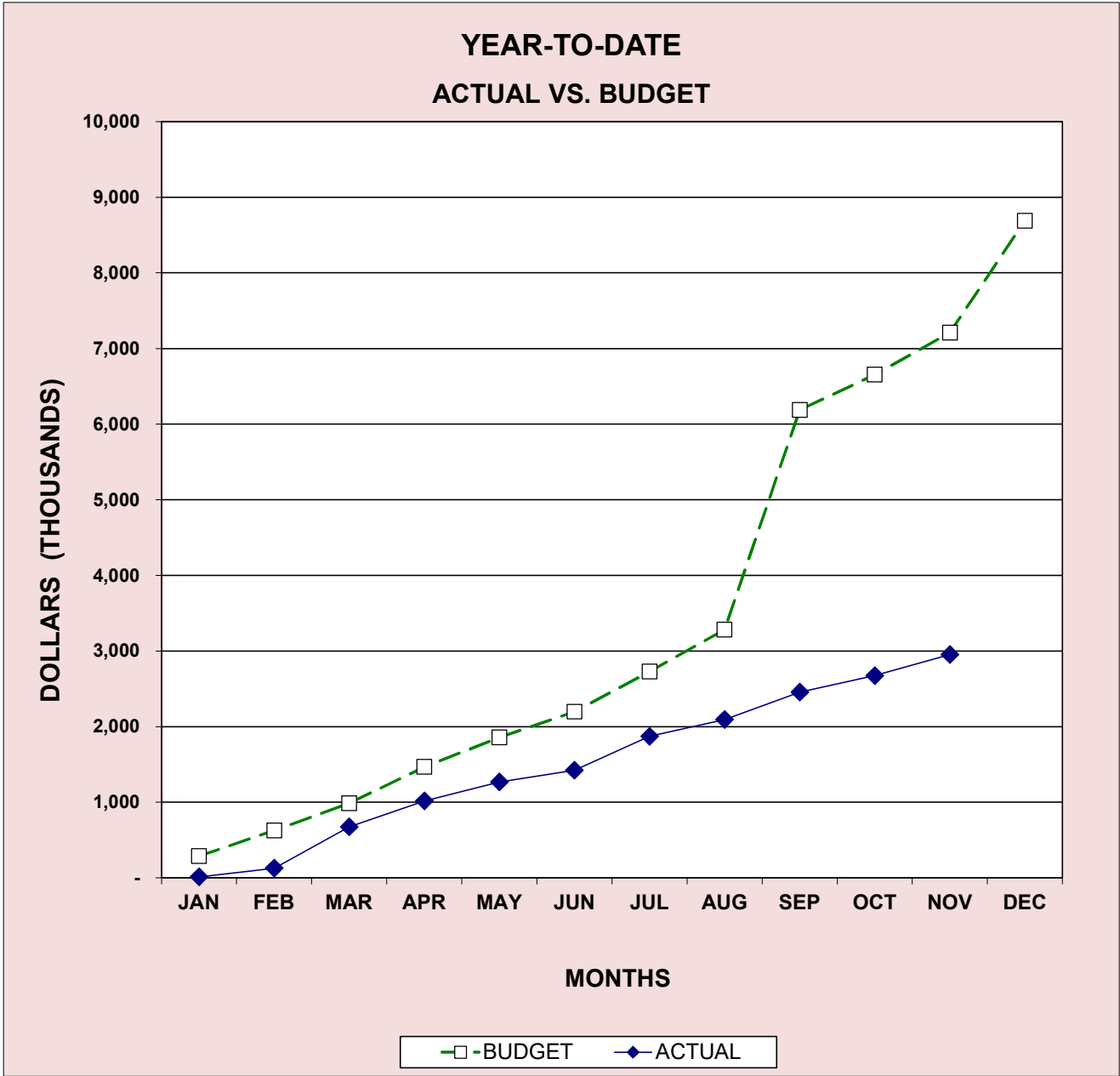


MAJOR MAINTENANCE EXPENDITURES ELECTRIC

Current Year	
ANNUAL BUDGET	8,688,678
ACTUAL YTD	2,952,885
% OF BUDGET	34.0

November, 2025

Prior Years Ending Dec 31st		
2024	2023	2022
5,173,960	4,855,403	8,589,452
2,693,598	3,807,729	6,479,286
52.1	78.4	75.4

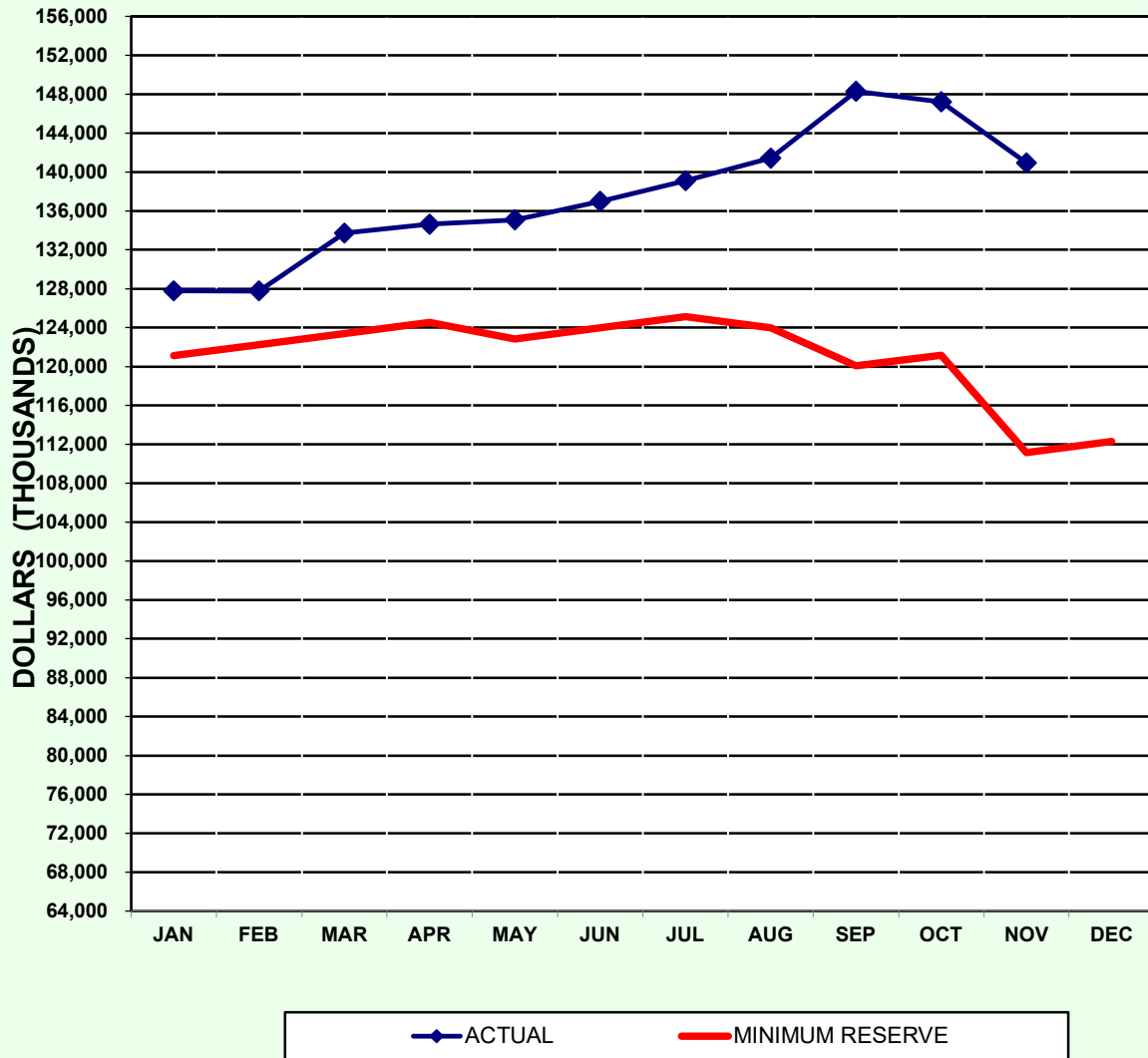


CASH AND TEMPORARY INVESTMENTS ELECTRIC

November, 2025

YEAR-TO-DATE ACTUAL

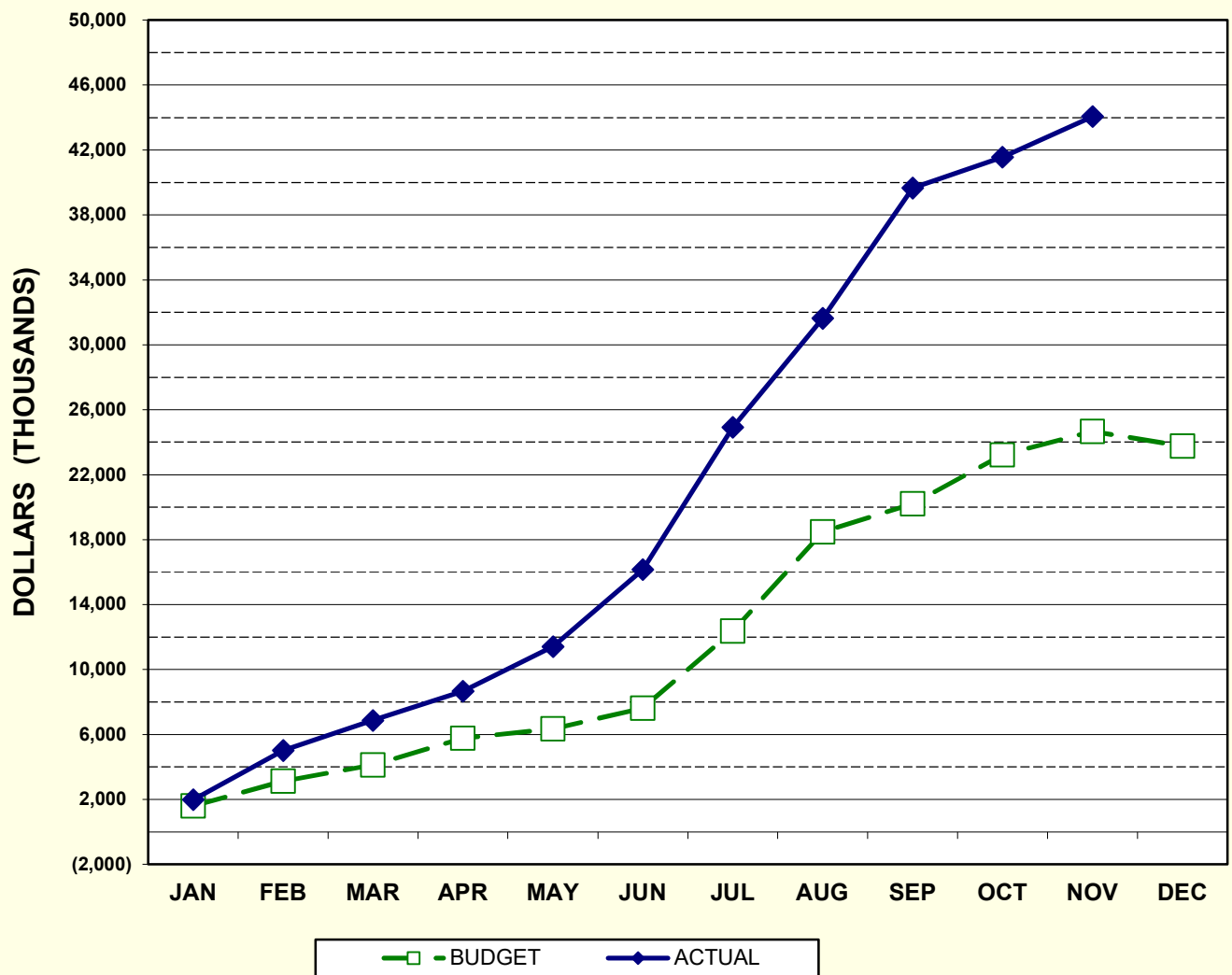
Excluding: Construction Fund, Debt Reserve,
and Escrow Funds Accounts



CHANGE IN NET POSITION ELECTRIC

November, 2025

YEAR-TO-DATE ACTUAL vs. BUDGET



Principal & Interest (in thousands)

Electric Debt Service Payments
(2002 Bonds were redeemed in full on 4/1/2013; 2007C Bonds were partially redeemed on 11/17/2015 and redeemed in full on 2/15/17, 2013B Bonds were redeemed in full on 2/10/21)



in thousands

**Electric Outstanding Debt
(as of End of Year)**



ROCHESTER PUBLIC UTILITIES
STATEMENT OF NET POSITION
WATER UTILITY
November 30, 2025

	<u>November 2025</u>	<u>November 2024</u>	<u>Difference</u>	<u>% Diff.</u>	<u>October 2025</u>
ASSETS					
CURRENT ASSETS					
CASH & INVESTMENTS					
Unreserved Cash & Investments	5,935,000	7,071,053	(1,136,053)	(16.1)	6,727,839
BOARD RESERVED CASH & INVESTMENTS					
Working Funds Reserve	1,345,000	1,263,000	82,000	6.5	1,345,000
Capital & Major Maintenance Reserve	6,973,470	5,859,000	1,114,470	19.0	6,725,741
Contingency Reserve	1,952,000	1,849,000	103,000	5.6	1,952,000
Total Reserved Cash & Investments	10,270,470	8,971,000	1,299,470	14.5	10,022,741
Total Cash & Investments	16,205,470	16,042,053	163,417	1.0	16,750,580
Receivables & Accrued Utility Revenues	1,256,715	1,085,438	171,276	15.8	1,036,775
Inventories	322,534	300,820	21,714	7.2	326,350
Other Current Assets	210,254	180,590	29,663	16.4	11,365
Total Current Assets	17,994,972	17,608,902	386,070	2.2	18,125,070
CAPITAL ASSETS					
NON-DEPRECIABLE ASSETS					
Land and Land Rights	742,667	742,667	-	-	742,667
Construction Work in Progress	14,641,652	11,672,195	2,969,457	25.4	14,193,050
Total Non-depreciable Assets	15,384,319	12,414,862	2,969,457	23.9	14,935,717
DEPRECIABLE ASSETS					
Utility Plant in Service, Net	106,449,336	100,630,881	5,818,455	5.8	106,717,997
Net Capital Assets	121,833,655	113,045,743	8,787,912	7.8	121,653,714
Other Non-Current Assets	17,749,879	18,630,871	(880,992)	(4.7)	17,749,879
Total Non-Current Assets	139,583,534	131,676,614	7,906,920	6.0	139,403,594
TOTAL ASSETS	157,578,506	149,285,516	8,292,990	5.6	157,528,664
DEFERRED OUTFLOWS OF RESOURCES					
DEFERRED OUTFLOWS OF RESOURCES	153,290	157,108	(3,818)	(2.4)	157,475
TOTAL ASSETS + DEFERRED OUTFLOW RESOURCE	<u>157,731,796</u>	<u>149,442,624</u>	<u>8,289,172</u>	<u>5.5</u>	<u>157,686,139</u>
LIABILITIES					
CURRENT LIABILITIES					
Accounts Payable	712,458	382,979	329,479	86.0	848,552
Due to Other Funds	-	-	-	-	-
Customer Deposits	155,525	164,942	(9,417)	(5.7)	150,275
Compensated Absences	348,527	269,214	79,313	29.5	353,572
Accrued Salaries & Wages	131,370	113,200	18,169	16.1	125,674
Total Current Liabilities	1,347,879	930,334	417,544	44.9	1,478,072
NON-CURRENT LIABILITIES					
Compensated Absences	157,698	92,382	65,316	70.7	156,748
Other Non-Current Liabilities	1,003,559	1,665,588	(662,030)	(39.7)	1,003,559
Total Non-Current Liabilities	1,161,257	1,757,970	(596,713)	(33.9)	1,160,306
TOTAL LIABILITIES	2,509,136	2,688,304	(179,169)	(6.7)	2,638,379
DEFERRED INFLOWS OF RESOURCES					
DEFERRED INFLOWS OF RESOURCES	16,336,202	17,584,874	(1,248,672)	(7.1)	16,476,686
NET POSITION					
Net Investment in Capital Assets	121,833,655	113,045,743	8,787,912	7.8	121,653,714
Unrestricted Net Assets (Deficit)	17,052,803	16,123,703	929,101	5.8	16,917,360
TOTAL NET POSITION	138,886,458	129,169,446	9,717,013	7.5	138,571,074
TOTAL LIAB, DEFERRED INFLOWS, NET POSITION	<u>157,731,796</u>	<u>149,442,624</u>	<u>8,289,172</u>	<u>5.5</u>	<u>157,686,139</u>

ROCHESTER PUBLIC UTILITIES

Statement of Revenues, Expenses & Changes in Net Position

WATER UTILITY

November, 2025

YEAR TO DATE

	<u>Actual YTD</u>	<u>Original Budget YTD</u>	<u>Actual to Original Budget</u>	<u>% Var.</u>	<u>Last Yr Actual YTD</u>
RETAIL REVENUE					
Water - Residential Service	7,864,934	8,189,143	(324,209)	(4.0)	7,144,061
Water - Commercial Service	3,663,599	2,578,985	1,084,614	42.1	3,491,706
Water - Industrial Service	662,578	775,966	(113,388)	(14.6)	622,810
Water - Public Fire Protection	635,649	635,979	(329)	(0.1)	601,092
Water - Interdepartmental Service	29,809	31,458	(1,649)	(5.2)	28,413
TOTAL RETAIL REVENUE	12,856,569	12,211,531	645,038	5.3	11,888,082
COST OF REVENUE					
Utilities Expense	1,358,080	1,268,904	89,176	7.0	1,285,042
Water Treatment Chemicals/Demin Water	227,522	264,703	(37,181)	(14.0)	225,193
Billing Fees	691,606	751,177	(59,571)	(7.9)	723,938
TOTAL COST OF REVENUE	2,277,208	2,284,784	(7,576)	(0.3)	2,234,174
GROSS MARGIN	10,579,361	9,926,747	652,614	6.6	9,653,909
FIXED EXPENSES					
Depreciation & Amortization	2,932,761	3,261,587	(328,826)	(10.1)	2,685,661
Salaries & Benefits	2,077,970	3,432,094	(1,354,124)	(39.5)	2,586,982
Materials, Supplies & Services	1,751,561	3,020,973	(1,269,412)	(42.0)	1,572,440
Inter-Utility Allocations	1,623,898	1,618,870	5,028	0.3	1,974,236
TOTAL FIXED EXPENSES	8,386,189	11,333,524	(2,947,334)	(26.0)	8,819,319
Other Operating Revenue	1,911,333	1,934,920	(23,587)	(1.2)	1,918,065
NET OPERATING INCOME (LOSS)	4,104,504	528,144	3,576,361	677.2	2,752,655
NON-OPERATING REVENUE / (EXPENSE)					
Investment Income (Loss)	908,668	658,070	250,599	38.1	783,579
Interest Expense	(3,522)	(24,717)	21,195	85.8	(3,675)
Miscellaneous - Net	1,640,168	538,064	1,102,103	204.8	(2,627)
TOTAL NON-OPERATING REV (EXP)	2,545,314	1,171,417	1,373,898	117.3	777,277
INCOME (LOSS) BEFORE TRANSFERS / CAPITAL CONTRIBUTIONS	6,649,819	1,699,560	4,950,258	291.3	3,529,932
Transfers Out	(446,272)	(479,222)	32,950	6.9	(435,867)
Capital Contributions	669,879	-	669,879	-	128,754
CHANGE IN NET POSITION	6,873,425	1,220,338	5,653,087	463.2	3,222,819
Net Position, Beginning	132,013,033				125,946,627
NET POSITION, ENDING	138,886,458				129,169,446

ROCHESTER PUBLIC UTILITIES
STATEMENT OF CASH FLOWS
WATER UTILITY
FOR
NOVEMBER, 2025
YEAR-TO-DATE

	<u>Actual YTD</u>	<u>Last Yr Actual YTD</u>
CASH FLOWS FROM OPERATING ACTIVITIES		
Cash Received From Customers	17,503,004	15,180,526
Cash Paid for:		
Operations and Maintenance	(9,428,236)	(9,502,733)
Payment in Lieu of Taxes	(446,802)	(434,372)
Net Cash Provided by(Used in) Utility Operating Activities	7,627,966	5,243,421
Sales Tax & MN Water Fee Collections		
Receipts from Customers	385,490	581,565
Remittances to Government Agencies	(371,710)	(511,085)
Net Cash Provided by(Used in) Non-Utility Operating Activities	13,780	70,480
NET CASH PROVIDED BY(USED IN) OPERATING ACTIVITIES	7,641,746	5,313,901
CASH FLOWS FROM CAPITAL & RELATED FINANCING ACTIVITIES		
Additions to Utility Plant & Other Assets	(7,860,183)	(4,825,508)
Payment on Long-Term Debt	-	-
Net Loan Receipts	-	-
Cash Paid for Interest & Commissions	-	-
NET CASH PROVIDED BY(USED IN) CAPITAL & RELATED ACTIVITIES	(7,860,183)	(4,825,508)
CASH FLOWS FROM INVESTING ACTIVITIES		
Interest Earnings on Investments	905,147	779,904
NET CASH PROVIDED BY(USED IN) INVESTING ACTIVITIES	905,147	779,904
Net Increase(Decrease) in Cash & Investments	686,710	1,268,297
Cash & Investments, Beginning of Period	15,518,760	14,773,753
<u>CASH & INVESTMENTS, END OF PERIOD</u>	<u>16,205,470</u>	<u>16,042,050</u>

ROCHESTER PUBLIC UTILITIES
PRODUCTION & SALES STATISTICS
WATER UTILITY

November, 2025

YEAR-TO-DATE

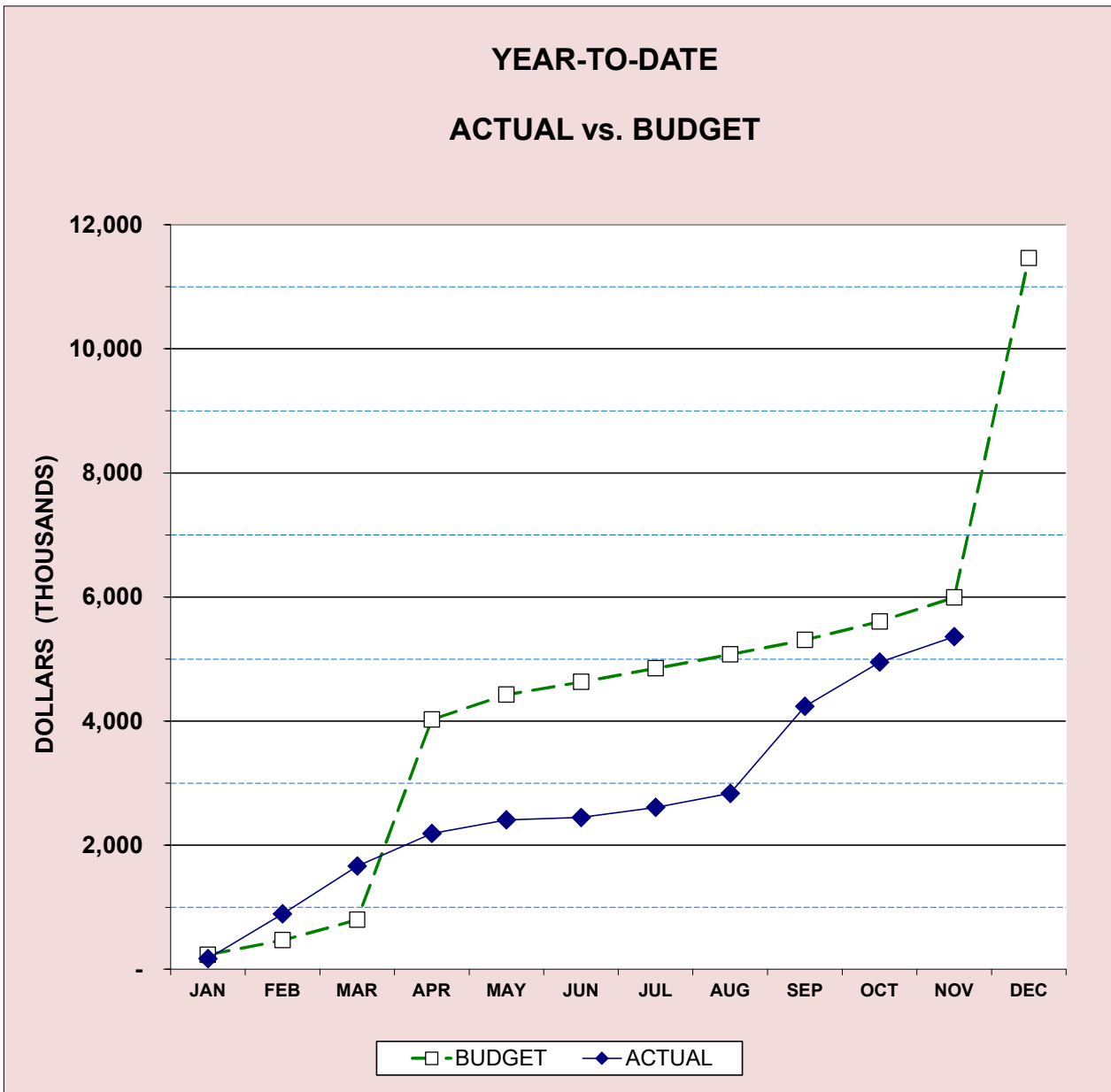
6																																																																																																																																																																																																																																																																																																																																																																																																																																																																																																																																																																																																																																																																																																																																																																																																																																																																																																																																																																																																																																																																																																																																																																																																																																																																																																																																																																																																																													
---	--	--	--	--	--	--	--	--	--	--	--	--	--	--	--	--	--	--	--	--	--	--	--	--	--	--	--	--	--	--	--	--	--	--	--	--	--	--	--	--	--	--	--	--	--	--	--	--	--	--	--	--	--	--	--	--	--	--	--	--	--	--	--	--	--	--	--	--	--	--	--	--	--	--	--	--	--	--	--	--	--	--	--	--	--	--	--	--	--	--	--	--	--	--	--	--	--	--	--	--	--	--	--	--	--	--	--	--	--	--	--	--	--	--	--	--	--	--	--	--	--	--	--	--	--	--	--	--	--	--	--	--	--	--	--	--	--	--	--	--	--	--	--	--	--	--	--	--	--	--	--	--	--	--	--	--	--	--	--	--	--	--	--	--	--	--	--	--	--	--	--	--	--	--	--	--	--	--	--	--	--	--	--	--	--	--	--	--	--	--	--	--	--	--	--	--	--	--	--	--	--	--	--	--	--	--	--	--	--	--	--	--	--	--	--	--	--	--	--	--	--	--	--	--	--	--	--	--	--	--	--	--	--	--	--	--	--	--	--	--	--	--	--	--	--	--	--	--	--	--	--	--	--	--	--	--	--	--	--	--	--	--	--	--	--	--	--	--	--	--	--	--	--	--	--	--	--	--	--	--	--	--	--	--	--	--	--	--	--	--	--	--	--	--	--	--	--	--	--	--	--	--	--	--	--	--	--	--	--	--	--	--	--	--	--	--	--	--	--	--	--	--	--	--	--	--	--	--	--	--	--	--	--	--	--	--	--	--	--	--	--	--	--	--	--	--	--	--	--	--	--	--	--	--	--	--	--	--	--	--	--	--	--	--	--	--	--	--	--	--	--	--	--	--	--	--	--	--	--	--	--	--	--	--	--	--	--	--	--	--	--	--	--	--	--	--	--	--	--	--	--	--	--	--	--	--	--	--	--	--	--	--	--	--	--	--	--	--	--	--	--	--	--	--	--	--	--	--	--	--	--	--	--	--	--	--	--	--	--	--	--	--	--	--	--	--	--	--	--	--	--	--	--	--	--	--	--	--	--	--	--	--	--	--	--	--	--	--	--	--	--	--	--	--	--	--	--	--	--	--	--	--	--	--	--	--	--	--	--	--	--	--	--	--	--	--	--	--	--	--	--	--	--	--	--	--	--	--	--	--	--	--	--	--	--	--	--	--	--	--	--	--	--	--	--	--	--	--	--	--	--	--	--	--	--	--	--	--	--	--	--	--	--	--	--	--	--	--	--	--	--	--	--	--	--	--	--	--	--	--	--	--	--	--	--	--	--	--	--	--	--	--	--	--	--	--	--	--	--	--	--	--	--	--	--	--	--	--	--	--	--	--	--	--	--	--	--	--	--	--	--	--	--	--	--	--	--	--	--	--	--	--	--	--	--	--	--	--	--	--	--	--	--	--	--	--	--	--	--	--	--	--	--	--	--	--	--	--	--	--	--	--	--	--	--	--	--	--	--	--	--	--	--	--	--	--	--	--	--	--	--	--	--	--	--	--	--	--	--	--	--	--	--	--	--	--	--	--	--	--	--	--	--	--	--	--	--	--	--	--	--	--	--	--	--	--	--	--	--	--	--	--	--	--	--	--	--	--	--	--	--	--	--	--	--	--	--	--	--	--	--	--	--	--	--	--	--	--	--	--	--	--	--	--	--	--	--	--	--	--	--	--	--	--	--	--	--	--	--	--	--	--	--	--	--	--	--	--	--	--	--	--	--	--	--	--	--	--	--	--	--	--	--	--	--	--	--	--	--	--	--	--	--	--	--	--	--	--	--	--	--	--	--	--	--	--	--	--	--	--	--	--	--	--	--	--	--	--	--	--	--	--	--	--	--	--	--	--	--	--	--	--	--	--	--	--	--	--	--	--	--	--	--	--	--	--	--	--	--	--	--	--	--	--	--	--	--	--	--	--	--	--	--	--	--	--	--	--	--	--	--	--	--	--	--	--	--	--	--	--	--	--	--	--	--	--	--	--	--	--	--	--	--	--	--	--	--	--	--	--	--	--	--	--	--	--	--	--	--	--	--	--	--	--	--	--	--	--	--	--	--	--	--	--	--	--	--	--	--	--	--	--	--	--	--	--	--	--	--	--	--	--	--	--	--	--	--	--	--	--	--	--	--	--	--	--	--	--	--	--	--	--	--	--	--	--	--	--	--	--	--	--	--	--	--	--	--	--	--	--	--	--	--	--	--	--	--	--	--	--	--	--	--	--	--	--	--	--	--	--	--	--	--	--	--	--	--	--	--	--	--	--	--	--	--	--	--	--	--	--	--	--	--	--	--	--	--	--	--	--	--	--	--	--	--	--	--	--	--	--	--	--	--	--	--	--	--	--	--	--	--	--	--	--	--	--	--	--	--	--	--	--	--	--	--	--	--	--	--	--	--	--	--	--	--	--	--	--	--	--	--	--	--	--	--	--	--	--	--	--	--	--	--	--	--	--	--	--	--	--	--	--	--	--	--	--	--	--	--	--	--	--	--	--	--	--	--	--	--	--	--	--	--	--	--	--	--	--	--	--	--	--	--	--	--	--	--	--	--	--	--	--	--	--	--	--	--	--	--	--	--	--	--	--	--	--	--	--	--	--	--	--	--	--	--	--	--	--	--	--	--	--	--	--	--	--	--	--	--	--	--	--	--	--	--	--	--	--	--	--	--	--	--	--	--	--	--	--	--	--	--	--	--	--	--	--	--	--	--	--	--	--	--	--	--	--	--	--	--	--	--	--	--	--	--	--	--	--	--	--	--	--	--	--	--	--	--	--	--	--	--	--	--	--	--	--	--	--	--	--	--	--	--	--	--	--	--	--	--	--	--	--	--	--	--	--	--	--	--	--	--	--	--	--	--	--	--	--	--	--	--	--	--	--	--	--	--	--	--	--	--	--	--	--	--	--	--	--	--	--	--	--	--	--	--	--	--	--	--	--	--	--	--	--	--	--	--	--	--	--	--	--	--	--	--	--	--	--	--	--	--	--	--	--	--	--	--	--	--	--	--	--	--	--	--	--	--	--	--	--	--	--	--	--	--	--	--	--	--	--	--	--	--	--	--	--	--	--	--	--	--	--	--	--	--	--	--	--	--	--	--	--	--

CAPITAL EXPENDITURES WATER

Current Year	
ANNUAL BUDGET	11,462,270
ACTUAL YTD	5,361,322
% OF BUDGET	46.8

November, 2025

Prior Years Ending Dec 31st		
2024	2023	2022
10,905,500	6,508,342	4,878,440
3,806,769	3,203,906	2,696,538
34.9	49.2	55.3



MAJOR MAINTENANCE EXPENDITURES **WATER**

Current Year

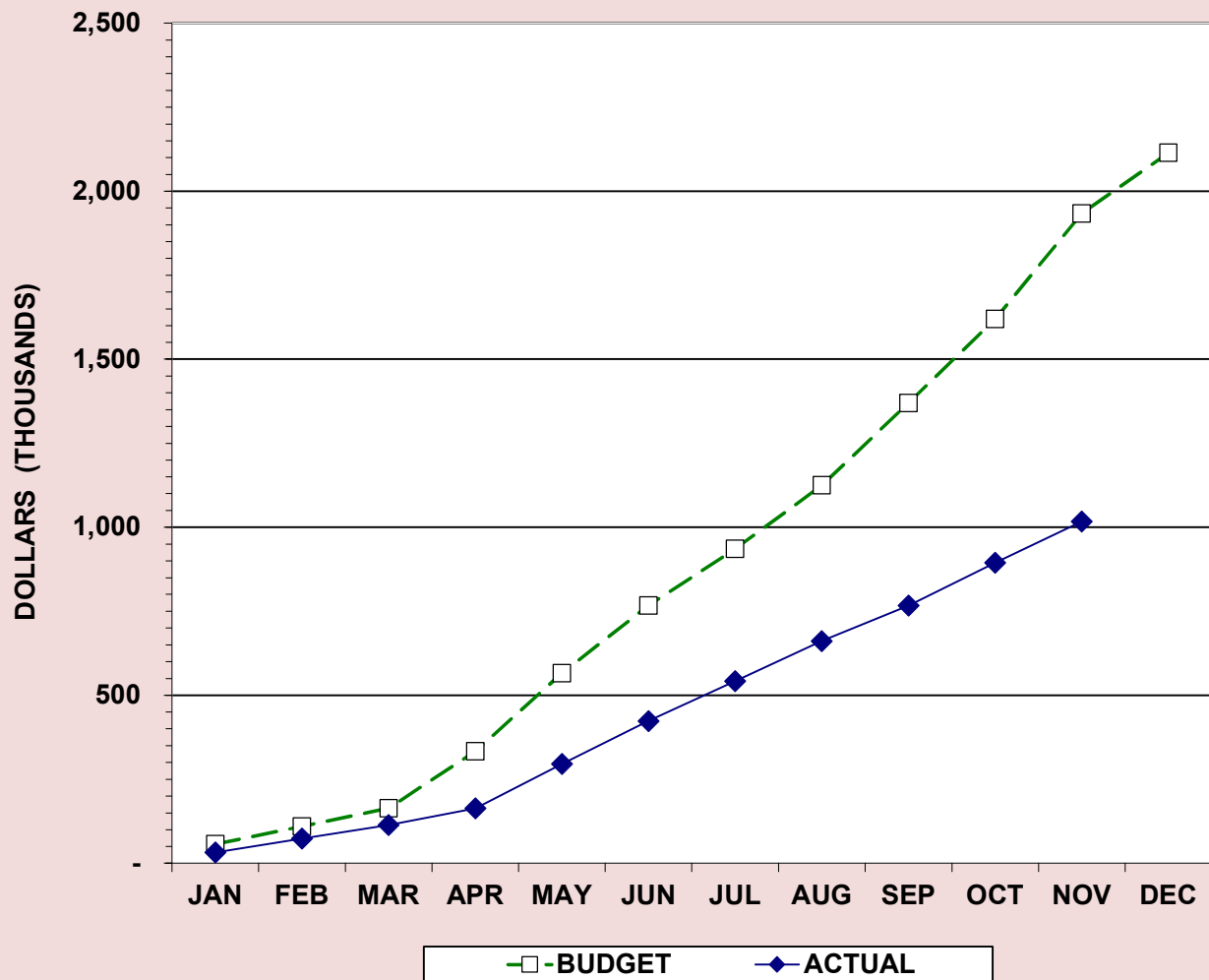
ANNUAL BUDGET	2,114,504
ACTUAL YTD	1,017,473
% OF BUDGET	48.1

November, 2025

Prior Years Ending Dec 31st

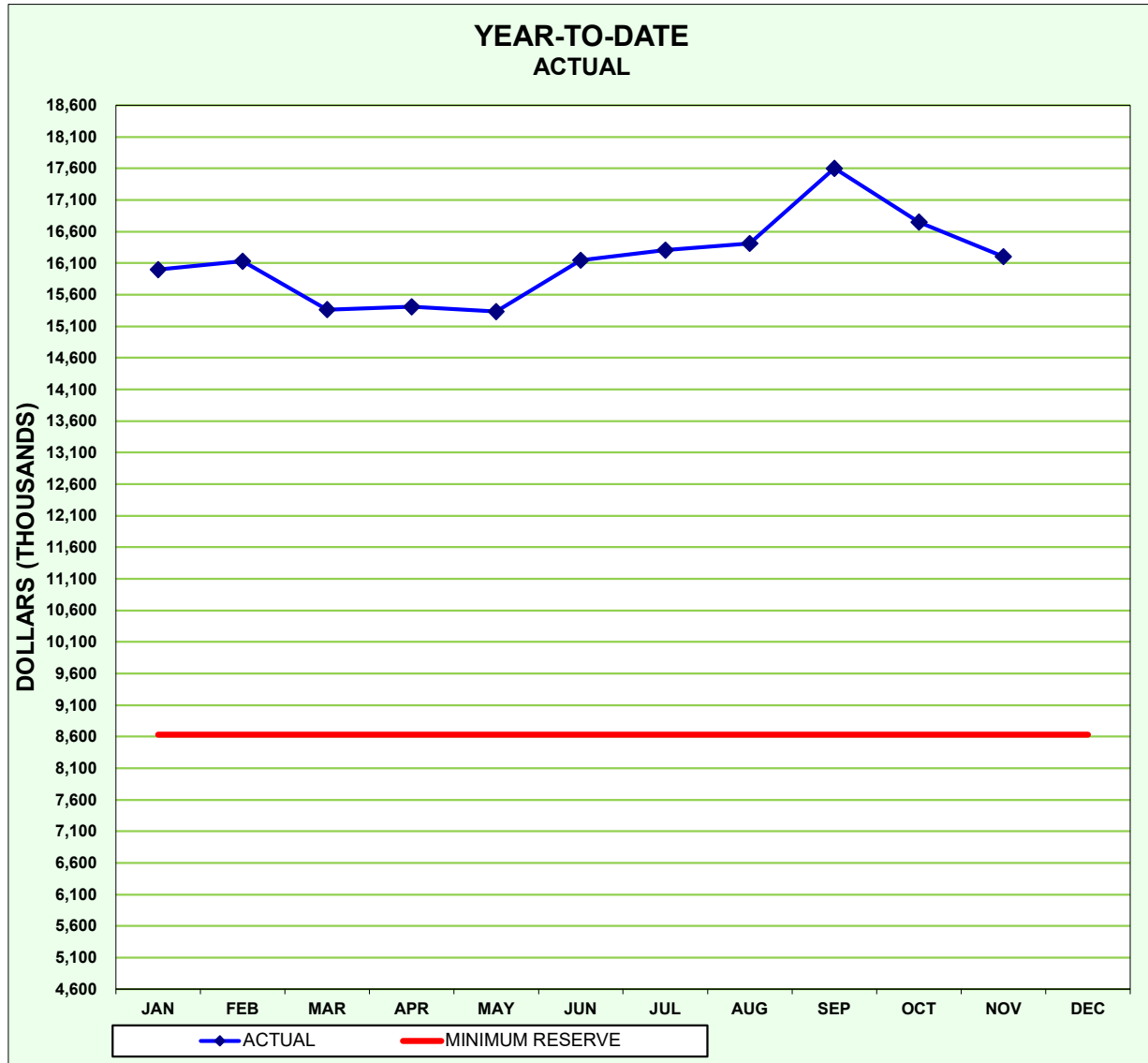
<u>2024</u>	<u>2023</u>	<u>2022</u>
907,895	796,090	1,015,476
501,892	396,411	447,519
55.3	49.8	44.1

YEAR-TO-DATE **ACTUAL vs. BUDGET**



CASH AND TEMPORARY INVESTMENTS WATER

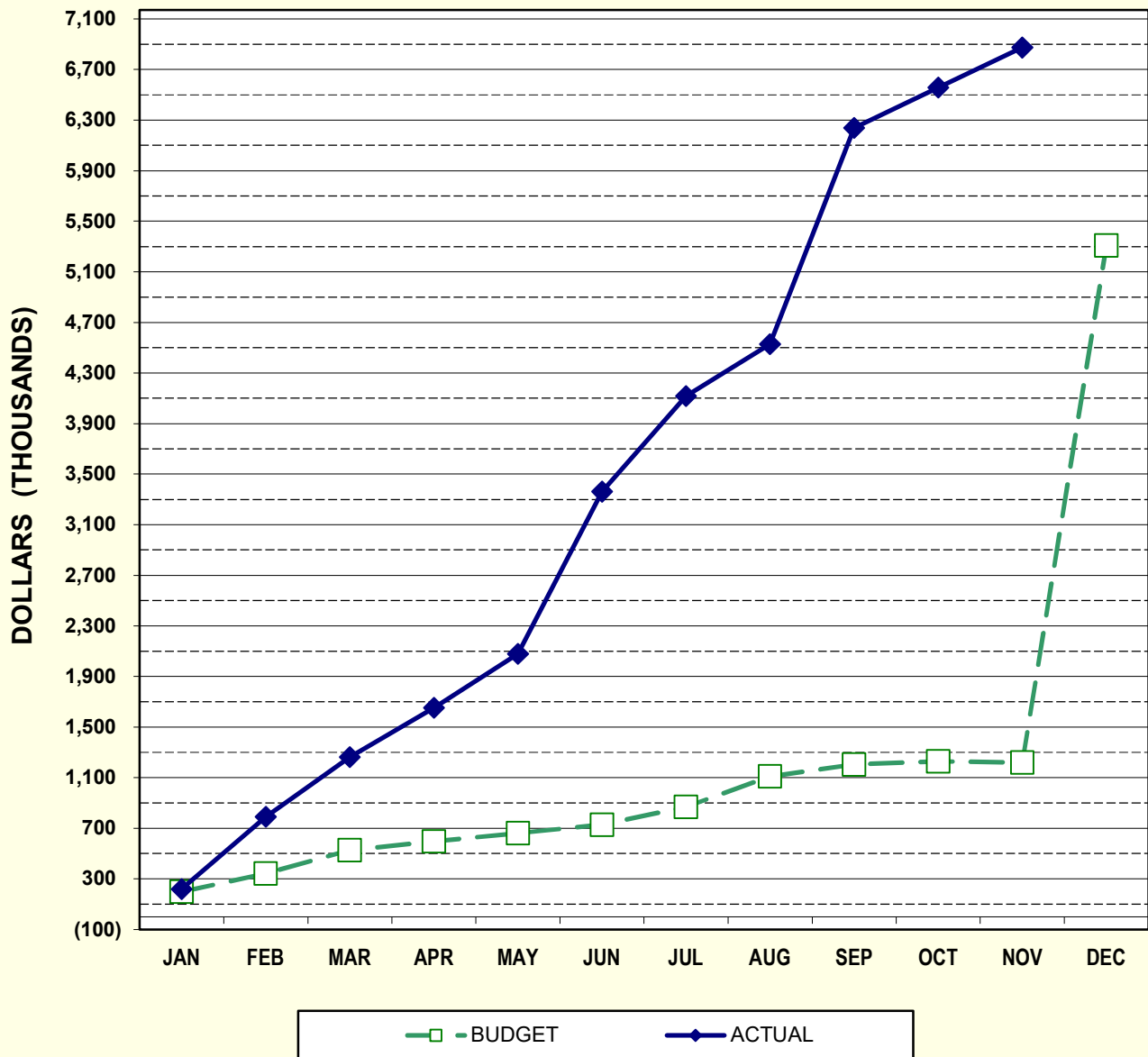
November, 2025



CHANGE IN NET POSITION WATER

November, 2025

YEAR-TO-DATE ACTUAL vs. BUDGET





TO: Bill Bullock, Director of Power Resources

FROM: Tina Livingston, Senior Financial Analyst

SUBJECT: LOAD FORECAST SUMMARY FOR 2025

MONTH	SYSTEM ENERGY			PEAK SYSTEM DATA		
	ACTUAL MWH	FORECAST MWH	% DIFF	ACTUAL MW	FORECAST MW	% DIFF
JAN	102,113	104,514	-2.3%	174.2	177.1	-1.7%
FEB	90,757	91,061	-0.3%	170.6	160.2	6.5%
MAR	89,560	91,482	-2.1%	149.8	150.1	-0.2%
APR	84,375	82,871	1.8%	151.6	146.8	3.3%
MAY	91,538	88,541	3.4%	202.5	205.9	-1.6%
JUN	107,916	108,094	-0.2%	254.5	257.7	-1.2%
JUL	128,004	126,100	1.5%	260.0	284.2	-8.5%
AUG	114,262	122,479	-6.7%	255.4	253.4	0.8%
SEP	100,280	107,436	-6.7%	240.1	252.6	-5.0%
OCT	93,867	90,906	3.3%	221.7	165.0	34.3%
NOV	90,271	85,957	5.0%	157.7	146.6	7.6%
DEC	103,888	98,854	5.1%	173.5	169.4	2.4%
YTD	1,196,833	1,198,295	-0.1			

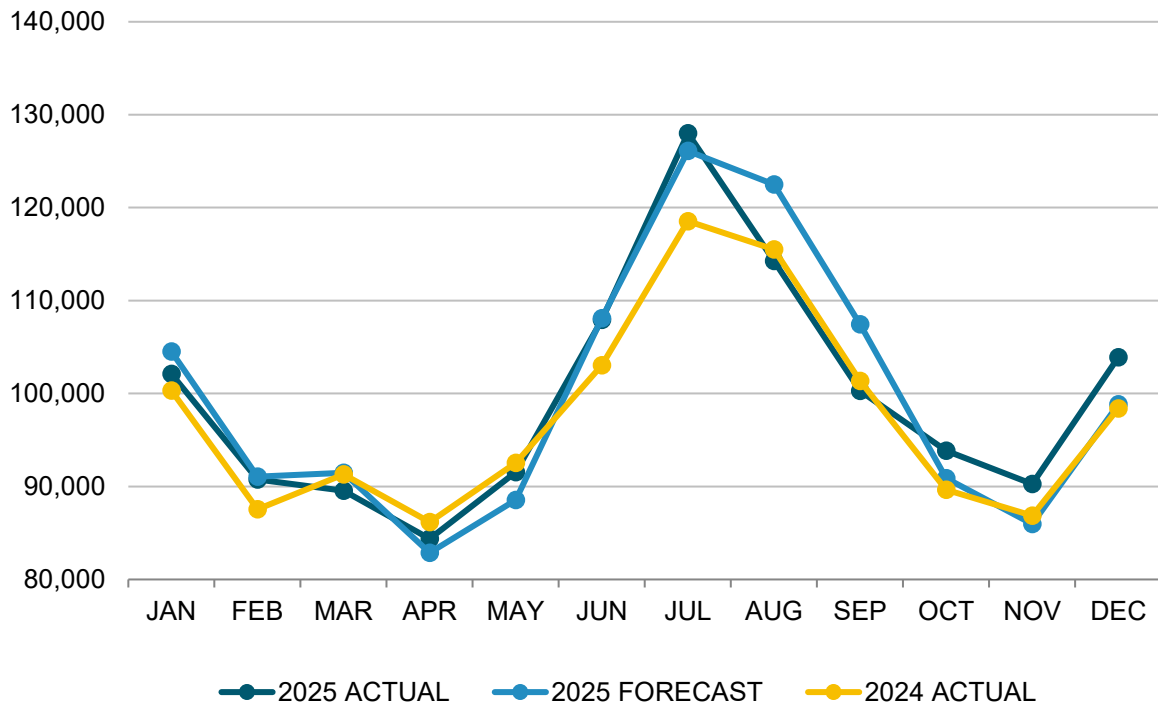
HISTORICAL SYSTEM PEAK 294.8 MW 08/23/2023

% DIFF = (ACTUAL / FORECAST X 100) - 100

MWH = MEGAWATT HOUR = 1000 KILOWATT HOURS

MW = MEGAWATT = 1000 KILOWATTS

2025 YTD System Requirements Energy Required for the Month (MWH)



Peak Demand for the Month (MW)

