San Juan Unified School District
Regular Meeting of the Board of Education
3738 Walnut Avenue, Carmichael, California 95608

Paula Villescaz, President
Michael McKibbin, Ed.D., Vice President
Zima Creason, Clerk
Pam Costa, Member
Saul Hernandez, Member

COVID-19 PUBLIC PARTICIPATION GUIDELINES

Please be advised the Board of Education meeting will be conducted telephonically only.

NOTICE is hereby given that a **telephonic** meeting of the Board of Education of the San Juan Unified School District is hereby called by the board president, and will be held at **6:30 p.m**., on Tuesday, **March 9, 2021**. The district is taking all necessary steps to prevent and mitigate the effects of COVID-19 on our community. Therefore, in the interest of public health, in compliance with California Governor Gavin Newsom's Executive Orders N-25-20 and N-35-20, the Order issued by the Sacramento County Health Officer, directing all individuals to stay at home or at their residence and prohibiting all non-essential gatherings of any number, and all applicable provisions of federal and state law, this Board of Education meeting will be held telephonically.

Given the above-identified orders and the need to ensure the health and safety of the staff and the public as a whole, **physical attendance by the public cannot be accommodated;** however, the district is making significant efforts to ensure public participation during this Board of Education meeting, and has taken the following steps to assist the public in accessing the meeting:

1. Online Submission of Public Comment. Public comments may be submitted using the comment form located on the district website at http://www.sanjuan.edu/boardmeeting. If you wish to submit a public comment on more than one agenda item, please submit a separate form for each item on which you are commenting. Comments received by 6:00 p.m., on March 9, 2021, will be provided to the members of the board in writing prior to the meeting. Comments received after 6:00 p.m., on March 9, 2021, may be read on the record during this meeting.

   All public comments will be limited to two (2) minutes or approximately 1,500 characters. Any portion of a comment extending past two (2) minutes or the approximate 1,500-character limit may not be read aloud due to time restrictions. All written comments that are not read into the record will be provided to the board members for review, provided that such comments are received prior to the end of the meeting. Please be aware that written public comments, including your name, may become public information.

   Under the Ralph M. Brown Act, the board is unable to respond to any individual comments or questions regarding items not on the agenda; however, the board listens carefully to all public comments and appreciates community input and participation.

2. Zoom Video Conferencing. Members of the public can make public comments via the Zoom conferencing platform. Members of the public can access Zoom from a computer, mobile device or tablet at http://www.sanjuan.edu/boardmeeting. All public comments will be limited to two (2) minutes.

3. Translation/Interpretation. Translation and interpretation services will be made available upon request with advance notice. If you wish to utilize these services, please notify the district at (916) 971-7111, or stephanie.cunningham@sanjuan.edu by noon on March 8, 2021. This allows for the scheduling of appropriate translation staff and other resources.

4. Disability Accommodations. A person with a disability may contact the Board of Education office at (916) 971-7111, or email stephanie.cunningham@sanjuan.edu at least 48 hours before the scheduled board meeting to request receipt of an agenda and other distributed writings in an appropriate alternative format or to request disability-related modifications or accommodations, including auxiliary aids or services, in order to participate in the public board meeting.

Thank you in advance for your cooperation. Our community's health and safety is our highest priority. The business to be considered at this board meeting is on the following agenda:

A. OPEN SESSION/CALL TO ORDER/ANNOUNCEMENT OF CLOSED SESSION TOPICS – 5:30 p.m.

1. Visitor Comments (for closed session agenda item only)
   Board Bylaw 9323 limits visitor comments to two (2) minutes per speaker, with no more than 30 minutes per single topic. Time will be extended for any speaker who uses an interpreter.

B. CLOSED SESSION – 5:30 p.m.

1. Collective bargaining matters – discussion with negotiator Jim Shoemake, Assistant Superintendent, Schools and Labor Relations, regarding CSEA Chapter 127 General/Operations support, Chauffeurs/Teamsters Local No. 150 Transportation, Supervisors, Teachers and Certificated Supervisory units; and regarding non-represented groups: management and confidential units (Government Code section 54957.6).

C. RECONVENE OPEN SESSION/PLEDGE OF ALLEGIANCE – 6:30 p.m.

D. APPROVAL OF THE MINUTES – February 23, 2021, regular meeting, pages 2312-2316 and February 26, 2021, special meeting, page 2317.

E. ORGANIZATIONS/ANNOUNCEMENTS – 6:35 p.m.

1. Recognition

a. National School Social Work Week (Calvin)

Action: Adoption of Resolution No. A-401 proclaiming the week of March 7-13 as National School Social Work Week.

2. High School Student Council Reports
3. Staff Reports
4. Board-appointed/District Committees
5. Employee Organizations
6. Other District Organizations
7. Closed Session/Expulsion Actions (Government Code section 54957.1)

F. VISITOR COMMENTS – 6:45 p.m.

Board Bylaw 9323 limits visitor comments to two (2) minutes per speaker, with no more than 30 minutes per single topic. Time will be extended for any speaker who uses an interpreter.

G. CONSENT CALENDAR – G-1/G-9 – 7:15 p.m.

Action: The administration recommends that the consent calendar, G-1 through G-9, regarding regular business items, be approved. Any item may be removed for further discussion and separate action following consideration of remaining agenda items.

1. *Personnel – appointments, leaves of absence, separations and job description/salary range change.

2. *Purchasing Report – purchase orders and service agreements, change orders, construction and public works bids, piggyback contracts and bids/RFPs.

3. *Business/Financial Report – notices of completion and warrants and payroll.

4. Acceptance of the following gifts:
   Greer Elementary School: from Little Logo Girl – for masks and water bottles for students: $81.
   McKinney-Vento: from Kiwanis Club of Carmichael Foundation – for food closet: $300; from Elizabeth Manning – for food closet: $150.

5. *Approval to dispose of surplus property pursuant to Board Policy 3270 and Education Code sections 17545 and 17546.

6. *Approval of five members to serve on the Bond Oversight Committee.

7. *Adoption of Resolution No. 3029, approving the third amendment to the lease agreement for the Mira Loma High School HVAC and roofing upgrades for gymnasiums project no. 205-9390-P1 between SJUSD and Clark & Sullivan Builders, Inc. dba Clark/Sullivan Construction.

8. *Approval to implement the following grant, if funded: Education for Homeless Children and Youth Grant Program, 2021-2024.

9. *Approval to implement the following grant: Empowering Youth to Create Immediate, Sustainable COVID Relief.

*Material provided.

H. CONSENT CALENDAR (continued, if necessary)

Discussion and action on the items removed from the consent calendar.

I. BUSINESS ITEMS

1. Social Emotional and Mental Wellness Supports – 7:20 p.m. (Calvin)

Material provided.

Report: regarding an update on the social emotional and mental wellness supports throughout the district.

2. Update on Returning to In-Person Learning – 7:50 p.m. (Kern)

Material provided.

Report: regarding the district's efforts to offer students an in-person learning option during the COVID-19 pandemic.

3. Second Interim Budget Report – 8:30 p.m. (Stephens)

Material provided.

Action: The superintendent is recommending that the board review and approve the 2020-2021 Second Interim Report and the budget revision, reflecting projected-year budget totals.

4. Establishing a Separate Middle School at Encina – 8:50 p.m. (Shoemake)

Material provided.

Action: The superintendent is recommending that the board (a.) approve the establishment of a separate middle school from the current 6-12 model at Encina, beginning in the 2021-2022 school year and (b.) approve the process for naming the new separate middle school (Board Policy 7310 Naming of Facility).

5. Notice of Intent to Convey Easement at Del Campo High School – 8:55 p.m. (Camarda)

Material provided.

Action: The superintendent is recommending that the board adopt Resolution No. 3030, declaring the intent to convey a permanent easement at Del Campo High School to the County of Sacramento and to call a public hearing to be held on April 13, 2021.

6. Reducing or Discontinuing Particular Kinds of Services (TK-12 Certificated) – 9:00 p.m. (Oropallo)

Material provided. (Discussed: 02/23/2021)

Action: The superintendent is recommending that the board adopt Resolution No. 3023, reducing or discontinuing particular kinds of services and the corresponding amount of certificated staffing that will be reduced as a result; and Resolution No. 3024, establishing criteria to apply to break a tie in seniority for certificated staff affected by program reductions and who have the same date of hire.

7. Reducing or Discontinuing Particular Kinds of Services (Adult Education) – 9:05 p.m. (Oropallo)

Material provided. (Discussed: 02/23/2021)

Action: The superintendent is recommending that the board adopt Resolution No. 3025, reducing or discontinuing particular kinds of services and the corresponding amount of certificated staffing that will be reduced as a result; and Resolution No. 3026, establishing criteria to apply to break a tie in seniority for adult education certificated staff affected by program reductions and who have the same date of hire.

8. Notice of Intent to Reduce or Discontinue Certain Classified Services – 9:10 p.m. (Oropallo)
Material provided. (Discussed: 02/23/2021)

Action: The superintendent is recommending that the board adopt Resolution No. 3027, reducing or discontinuing certain classified positions, effective June 30, 2021, due to lack of work and/or lack of funds.

J. BOARD REPORTS – 9:15 p.m.

K. FUTURE AGENDA – 9:25 p.m.
The board may wish to identify items to be discussed at future meetings and the reasons therefore.

L. VISITOR COMMENTS – 9:30 p.m.

B. CLOSED SESSION (continued, if necessary)
Announcement of topics/announcement of actions.

M. ADJOURNMENT – 9:35 p.m.

The Board of Education welcomes and encourages the public's participation at the board meetings and has devoted time throughout the meeting for that purpose. You may comment on items included on this agenda; however, we ask that you limit your comments to two (2) minutes, so that as many people as possible may be heard (Education Code section 35145.5, Government Code section 54954.3). When an item indicates "material provided," the additional information is available prior to the meeting in the Information and Communication Office, 3738 Walnut Avenue, Carmichael, (916) 979-8281, or on the district website at www.sanjuan.edu.

*A person with a disability may contact the Board of Education office at (916) 971-7111, or email **stephanie.cunningham@sanjuan.edu** at least 48 hours before the scheduled board meeting to request receipt of an agenda and other distributed writings in an appropriate alternative format, or to request disability-related modifications or accommodations, including auxiliary aids or services, in order to participate in the public board meeting.*

NOTE: The times indicated are approximate.

Mission Statement
Valuing diversity and excellence, the San Juan Unified School District's mission is to educate and inspire each student to succeed and responsibly contribute to a radically evolving world by providing innovative, rigorous, student-focused instruction and programs in a safe, caring and collaborative learning community.

San Juan Unified School District
Board of Education
3738 Walnut Avenue, Carmichael, California 95608

Board of Education Minutes
February 23, 2021

Regular Meeting
Board of Education
5:15 p.m.

Open Session/Call to Order/Announcement of Closed Session Topics (A)
The February 23 regular meeting was called to order by the president, Paula Villescaz. In the interest of public health, in compliance with California Governor Gavin Newsom's Executive Orders N-25-20 and N-35-20, the California State Public Health Officer's order that included social-distancing guidelines and avoiding group gatherings, the order issued by the Sacramento County Health Officer, directing all individuals to stay at home or at their residence and prohibiting all non-essential gatherings of any number and all applicable provisions of federal and state law, the February 23 regular meeting was conducted telephonically via the Zoom video conferencing platform and also streamed to YouTube.

Roll Call
Present: (via Zoom from separate locations)
Paula Villescaz, president
Michael McKibbin, Ed.D., vice president
Zima Creason, clerk
Pam Costa, member
Saul Hernandez, member

Visitor Comments: Closed Session (A-1)
There were no closed session visitor comments.

Closed Session (B)
The meeting was then recessed, with the board convening in closed session to discuss one personnel matter (education code 44929.21b) non-reelection of one probationary teacher and to conference with legal counsel – existing litigation pursuant to Government Code section 54956.9(d)(1). Name of Case: Magali Kincaid, Benito Juarez Neighborhood Association, Neighborhood Elections Now, Juan Yniguez, Carolina Flores, Damaris Canton v. San Juan Unified School District, Complaint for Violation of the California Voting Rights Act and in the Alternative, For Violation of the Voting Rights Act of 1965 and the California Constitution, Sacramento Superior Court Case No. 34-2020-00286475.

Reconvene Open Session/Pledge of Allegiance (C)
At 6:30 p.m. the meeting was called back to order by the president Paula Villescaz. Four members of the Del Campo High School Air Force Jr. ROTC virtually led the group in the Pledge of Allegiance. After the Pledge of Allegiance, Ms. Villescaz explained the two methods (electronically or on Zoom) available to submit public comments for tonight's meeting.

Minutes Approved (D)
It was moved by Dr. McKibbin, seconded by Ms. Creason, that the minutes of the February 9 regular meeting be approved. MOTION CARRIED UNANIMOUSLY [Villescaz, McKibbin, Creason, Costa, Hernandez].

Recognition: Arts Education Month (E-1a)
It was moved by Ms. Costa, seconded by Dr. McKibbin, to adopt Resolution No. A-399 recognizing the month of March as Arts Education Month. MOTION CARRIED UNANIMOUSLY [Villescaz, McKibbin, Creason, Costa, Hernandez].

High School Student Council Reports (E-2)
High School Student Council representatives Reem Saleem from Mira Loma High School and Kaylee Gibbs from Casa Roble Fundamental High School updated the board on the goals, activities and achievements at their respective schools.

Board-appointed/District Committees (E-4)
Local Control and Accountability Plan Parent Advisory Committee (LCAP PAC) chair Tom Nelson updated the board on the recent work of the committee.

Employee Organizations (E-5)
SJTA President Bill Simmons spoke regarding distance learning and the return to in-person learning.

Closed Session/Expulsion Actions (E-7)
Ms. Creason reported that the board voted unanimously to non-reelect one probationary teacher, employee ID 578337.

Visitor Comments (F)
[via Zoom]:
Carolina Flores made comments about Encina Preparatory High School, single district elections and increasing the board to seven members.

Scott Rafferty spoke about the need for trustee area elections.

Ben Avey spoke about student learning loss.

Magali Kincaid made comments about neighborhood elections and increasing the board to seven members.

JK spoke about schools being closed and attendance concerns.

Juan Yniguez spoke in support of neighborhood elections.

Cindy Chuck made comments about Casa Roble Fundamental High School and expressed support for in-person learning.

Mario Galvan spoke in support of increasing the school board from five to seven members and neighborhood elections.

Amy Kassouni expressed support for the California Voting Rights Act and reopening schools for in-person instruction.

Call-In User 1 commented about board members receiving the vaccine.

Austin Schlocker spoke in support of neighborhood elections and changing to a seven-member board.

Keri Wanner spoke about comments that were posted on FaceBook, school rallies and board member resignation.

Marina Gabel led a chant to open schools now.

Brett Ewart spoke about recent protests and thanked teachers and the board for their work.

Ana Reilly acknowledged the work of teachers during the pandemic.

Scatha Allison inquired about the status of the COVID-19 safety plan.

Mrs. D made comments related to distance learning.

Christa Green thanked San Juan staff for their work during the pandemic.

Consent Calendar Approved (G-1/G-7)
It was moved by Ms. Costa, seconded by Ms. Creason, that the consent calendar items G-1 through G-7 be approved. MOTION CARRIED UNANIMOUSLY [Villescaz, McKibbin, Creason, Costa, Hernandez].

Personnel (G-1)
Appointments and separations – approved as submitted.

Purchasing Report (G-2)
Purchase orders and service agreements, change orders, construction and public works bids and piggyback contracts — approved as submitted.

Business/Financial Report (G-3)
Quarterly investment report – approved as submitted.

Gifts (G-4)
Acceptance of gifts to Family and Community Engagement and Grand Oaks Elementary School.

Disposal of Surplus Property (G-5)
Approval to dispose of surplus property pursuant to board policy 3270 and Education Code sections 17545 and 17546.

Consolidated Application, Winter Report 2021 (G-6)
Approval to submit the Consolidated Application, Winter Report 2021 (Part II) to the California Department of Education and State Board of Education.

Resolution No. 3028: San Juan High School Lease Amendment for Gymnasiums Upgrades (G-7)
Adoption of Resolution No. 3028, approving the second amendment to the lease agreement for the San Juan High School HVAC and roofing upgrades for gymnasiums project no. 204-9390-P1 between SJUSD and Clark & Sullivan Builders Inc. dba Clark/Sullivan Construction.

COVID-19 Update (I-1)
Superintendent Kern introduced Senior Director of Community Relations Trent Allen who provided an extensive update on the district's COVID-19 safety plans and reopening status. Mr. Allen presented information regarding the latest federal and state health guidelines, noting the areas of agreement and areas of differentiation. Mr. Allen also shared details about the required COVID-19 Safety Plan, including the requirements and timeline. Additionally, Mr. Allen provided an update on athletics and vaccinations for employees. Superintendent Kern commented on the ongoing conversations that are taking place with labor groups.

After the presentation, board members made comments and posed questions, which staff addressed. Mr. Hernandez inquired about when the return to in-person learning might actually be possible. Ms. Costa asked questions related to the side letter agreements and negotiations, testing of students, and social distancing at schools. Ms. Creason asked clarifying questions about the safety plans and reopening in the purple tier versus the red tier, and she also expressed concern about the rifts she is hearing about between teachers and parents. Dr. McKibbin thanked the volunteers at the vaccine clinic last weekend and teachers for their work, and he inquired about classroom preparations, learning options, social emotional wellness and contingency plans. Ms. Villescaz shared information about the evolution of the guidelines and made comments about creating a safety plan.

Public Comments: [via Zoom]
Anmarie Medin spoke about the need to keep parents informed.

Ben Avey made comments about the challenges of distance learning.

L Wohlford thanked SJTA and the district for allowing teachers to remain in distance learning until it is safe to return.

S.A. spoke about a lack of transparency.

Lani Williams asked clarifying questions regarding testing of students and expressed support for teachers.

Ehren Bass expressed support for reopening schools to in-person learning.

Greg Russell expressed support for reopening schools to in-person learning.

Shelly Melgoza expressed the desire for guidance regarding outdoor classrooms, including the need for hand sanitizing stations.

Ken Firl shared information about the importance of balancing the risks of in-person versus distance learning.

Zac Erickson expressed support for moving forward with the return to in-person learning.

Kristen Sorabji shared information about the challenges of distance learning.

Keri Wanner expressed support for returning to in-person learning.

Dexter Morris shared information about why students should return to in-person learning.

Tracy F made comments related to high school sports.

Kesley Dixon supports returning to in-person learning.

Caroline Castaneda expressed support for implementing a plan that focuses on safety.

Amy Stockett thanked those who are working to return to in-person learning and she commented on high school sports.

Christa Green acknowledged the classified staff who has been working tirelessly during this school year.

Sabrina Bernardo supports putting an actual date on the return to in-person learning.

After public comment, board discussion continued. The board shared its support for the district being able to offer an in-person learning option for all students prior to spring break, which is dependent on safety plan updates and local health metrics. Individual board members asked the superintendent to work to identify a specific date in conversations with labor groups. Additionally, the board asked the district to identify a date to return K-6 grade levels while in the purple tier, if the red tier is not reached prior to spring break.

Public Hearing No. 2: Gateway International Charter School Renewal Petition (I-2)
Director of Admissions and Family Services Michele Flagler reported that the district's charter review team thoroughly studied the Gateway International charter school renewal petition, and Gateway International has provided all necessary information, additions and/or changes as requested during the review process. Ms. Flagler also stated the Gateway International charter school renewal petition presented to the Board of Education is in compliance with education code.

Ms. Villescaz declared the topic of the Gateway International charter school renewal petition a public hearing. There being no comments, the public hearing was closed. It was moved by Dr. McKibbin, seconded by Mr. Hernandez, to approve the Gateway International charter school renewal petition for a term of five years from July 1, 2021 through June 30, 2026. MOTION CARRIED UNANIMOUSLY [Villescaz, McKibbin, Creason, Costa, Hernandez].

Public Hearing No. 1: California Montessori Project San Juan Campuses Charter School Renewal Petition (I-3)
Ms. Flagler introduced staff members from the California Montessori Project San Juan campuses who gave a presentation regarding the charter school renewal petition. After the presentation, Ms. Villescaz declared the topic of the California Montessori Project San Juan Campuses charter school renewal petition a public hearing and invited the public to speak.

Public Comments: [via Zoom]
S.A. expressed support for renewing the California Montessori Project charter school renewal petition.

Caroline Castenada shared information about her positive experiences with California Montessori Project.

There being no further questions or comments from the public, Ms. Villescaz declared the public hearing closed and invited board members to speak. There being no questions or comments from the board, action was scheduled for April 13.

Recommendation for Reduction in Particular Kinds of Services (TK-12 Certificated) (I-4)
Assistant Superintendent of Human Resources Paul Oropallo explained a resolution is required by the California Education Code to provide advanced notice to TK-12 certificated employees by March 15 for reducing or discontinuing particular kinds of services (PKS). Mr. Oropallo further explained that an additional resolution establishes criteria to apply to break a tie seniority for certificated staff affected by program reductions and who have the same date of hire. Action was scheduled for March 9.

Recommendation for Reduction in Particular Kinds of Services (Adult Education) (I-5)
Mr. Oropallo explained a resolution is required by the California Education Code to provide advanced notice to adult education certificated employees by March 15 for reducing or discontinuing particular kinds of services (PKS). Mr. Oropallo further explained that an additional resolution establishes criteria to apply to break a tie seniority for certificated staff affected by program reductions and who have the same date of hire. Action was scheduled for March 9.

Notice of Intent to Reduce Classified Positions (I-6)
Mr. Oropallo explained that a resolution is necessary to address the statutory process for reducing or eliminating certain classified positions, effective June 30, 2021, due to lack of work and/or lack of funds. Action was scheduled for March 9.

Variable Term Waiver (I-7)
Mr. Oropallo presented the topic. It was moved by Dr. McKibbin, seconded by Mr. Hernandez, to approve the submission of one Variable Term Waiver to the California Commission on Teacher Credentialing. MOTION CARRIED UNANIMOUSLY [Villescaz, McKibbin, Creason, Costa, Hernandez].

Assignment of Teachers Outside Regular Base Credential (I-8)
Mr. Oropallo presented the topic explaining that an amended resolution is needed due to recent audit results. It was moved by Ms. Costa, seconded by Dr. McKibbin, to adopt Resolution No. 3011 as amended authorizing the assignment of certificated employees to areas outside their authorized credential during the 2020-2021 school year per Education Code sections 44256(b), 44258.2, 44263 and 44865. MOTION CARRIED UNANIMOUSLY [Villescaz, McKibbin, Creason, Costa, Hernandez].

California School Boards Association (CSBA) Delegate Assembly Election (I-9)
The board may wish to cast a vote for no more than five (5) candidates for subregion 6-B of the CSBA Delegate Assembly. There were no nominations for a write-in candidate. It was moved by Dr. McKibbin, seconded by Ms. Costa, to approve the nomination of Kelly Kelley (Center Joint USD), Lisa Kaplan (Natomas USD), Chinua Rhodes (Sacramento City USD) and Ed Short (Folsom Cordova USD). MOTION CARRIED UNANIMOUSLY [Villescaz, McKibbin, Creason, Costa, Hernandez].

Board Reports (J)
Ms. Costa complimented staff on the vaccine clinic that was held last weekend at Del Campo High School.

Dr. McKibbin praised special education staff for having monthly special education meetings with parents.

Future Agenda (K)
Mr. Hernandez requested another COVID-19 update at the March 9 board meeting.

Visitor Comments (L)
[via Zoom]:
Kevin Jones requested a COVID-19 update at the next board meeting.

S.A. complimented the board and staff on their efforts.

Tenille Stewart spoke about in-person learning, special education services and touchscreen devices.

Scatha Allison expressed appreciation for the details of the safety plan.

Adjournment (M)
At 11:29 p.m., there being no further business, the regular meeting was adjourned.

_____ _____
Paula Villescaz, President Kent Kern, Executive Secretary

Approved: _____
:sc

San Juan Unified School District
Board of Education
3738 Walnut Avenue, Carmichael, California 95608

Board of Education Minutes
February 26, 2021

Special Meeting
Board of Education
5:00 p.m.

Open Session/Call to Order/Announcement of Closed Session Topics (A)
The February 26 special meeting was called to order by the president, Paula Villescaz. In the interest of public health, in compliance with California Governor Gavin Newsom's Executive Orders N-25-20 and N-35-20, the California State Public Health Officer's order that included social-distancing guidelines and avoiding group gatherings, the order issued by the Sacramento County Health Officer, directing all individuals to stay at home or at their residence and prohibiting all non-essential gatherings of any number and all applicable provisions of federal and state law, the February 26 special meeting was conducted telephonically via the Zoom video conferencing platform and also streamed to YouTube.

Roll Call
Present: (via Zoom from separate locations)
Paula Villescaz, president
Michael McKibbin, Ed.D., vice president
Zima Creason, clerk
Pam Costa, member
Saul Hernandez, member

Visitor Comments: Closed Session (A-1)
Ben Avey spoke about the need to return to in-person learning.

Mrs. D spoke about returning to in-person learning.

Katie Reid made comments related to returning to in-person learning.

Closed Session (B)
The meeting was then recessed at 5:08 p.m., with the board convening in closed session to discuss with negotiator Jim Shoemake, Assistant Superintendent, Schools and Labor Relations, regarding CSEA Chapter 127 General/Operations support, Chauffeurs/Teamsters Local No. 150 Transportation, Supervisors, Teachers and Certificated Supervisory units; and regarding non-represented groups: management and confidential units (Government Code section 54957.6).

Reconvene Open Session/Announcements (C-1)
At 6:25 p.m. the meeting was called back to order by the president Paula Villescaz. Ms. Villescaz reported that there were no closed session actions to report.

Adjournment (D)
At 6:25 p.m., there being no further business, the special meeting was adjourned.

_____ _____
Paula Villescaz, President Kent Kern, Executive Secretary

Approved: _____
:sc

SAN JUAN UNIFIED SCHOOL DISTRICT
BOARD OF EDUCATION

AGENDA ITEM: **E-1(a)**

MEETING DATE: **03/09/2021**

SUBJECT: National School Social Work Week

CHECK ONE:
For Discussion: ☐
For Action: ☐
Report: ☐
Workshop: ☐
Recognition: ☒
Emergency Action: ☐

DEPARTMENT: Division of Teaching and Learning

ACTION REQUESTED:
The superintendent is recommending that the board adopt Resolution No. A-401, proclaiming the week of March 7-13, as National School Social Work Week.

RATIONALE/BACKGROUND:
The School Social Work Association of America (SSWAA) proclaimed the week of March 7-13, 2021, as National School Social Work Week. As practitioners, school social workers are trained to help students address personal and systemic barriers to learning. National School Social Work Week affords the district the opportunity to recognize the unique contributions school social workers make in support of students' social-emotional, academic, personal and interpersonal growth.

ATTACHMENT(S):
A: Resolution No. A-401

BOARD COMMITTEE ACTION/COMMENT:
N/A

PREVIOUS STAFF/BOARD ACTION:
Superintendent's Cabinet: 03/01/2021

FISCAL IMPACT:
Current Budget: N/A
Additional Budget: N/A
Funding Source: N/A

LCAP/STRATEGIC PLAN:
Goal: 1 Focus: 4, 5, 6, 7
Goal: 2 Focus: 1-5
Action: N/A Strategic Plan: 1, 2, 4

PREPARED BY: Dominic Covello, Director, Student Support Services

APPROVED BY: Debra Calvin, Ed.D., Assistant Superintendent, Educational Services DC
Melissa Bassanelli, Deputy Superintendent, Schools and Student Support MB
Kent Kern, Superintendent of Schools KK

SAN JUAN UNIFIED SCHOOL DISTRICT
Resolution No. A-401

National School Social Work Week March 7-13, 2021

WHEREAS, National School Social Work Week is March 7-13, 2021; and

WHEREAS, school social workers serve as vital members of a school's education team, playing a central role in creating partnerships between the home, school, and community to ensure student academic success and further the goals of the San Juan Unified School District Local Control and Accountability Plan (LCAP) and Strategic Plan; and

WHEREAS, school social workers are especially skilled in providing services to students who face serious challenges to school success, including disability, poverty, chronic illnesses, abuse, neglect, mental health disorders, homelessness, bullying, familial stressors and other barriers to learning; and

WHEREAS, school social workers are more necessary now than any time in recent memory, as more students are struggling with mental and behavioral health disorders; and

WHEREAS, school social workers, because of their specialized training, are adept to address the social and psychological issues that can block academic progress through student screening, individual and group counseling, crisis intervention and prevention programs; and

WHEREAS, school social workers help students overcome the difficulties in their lives and as a result, give them a better chance to reach their full academic and personal potential;

THEREFORE, BE IT RESOLVED that the board joins the superintendent and staff in honoring school social workers during National School Social Work Week and throughout the year.

Attested to this 9th day of March, 2021

Paula Villescaz, President

Kent Kern, Superintendent of Schools

Michael McKibbin, Ed.D., Vice President

Zima Creason, Clerk

Pam Costa, Member

Saul Hernandez, Member

Board of Education
San Juan Unified School District
Sacramento County, California

SAN JUAN UNIFIED SCHOOL DISTRICT
BOARD OF EDUCATION

AGENDA ITEM: G-1
MEETING DATE: 03/09/2021
APPROVED:

HUMAN RESOURCES

The following reports are submitted for board approval

Personnel Pages	Page #
Appointments	
Management	
Certificated	1
Classified	1
Leaves of Absence	
Management	1
Certificated	1
Classified	1
Separations	
Management	
Certificated	1
Classified	1 - 2
Pre-Retirement Reduced Workload	
Reassignments/Change in Work Year	
Errata	
Job Description/Salary Range Change	
Management	2 - 5
Certificated	
Classified	
Unrepresented	
Cabinet Contracts/Extension of Contract	
Recommendation to Extend A District Intern Credential	
Certificated	
Credential Approval Recommendations	
Certificated	
Charter School Personnel Actions	
Choices	

1. APPOINTMENTS

CERTIFICATED

Type	Name	Status	Assignment	Location	Effective Date (s)
New Hire	Dickinson, Lacy	Prob	Counselor-Special Programs	LSC Region 2 @ Barrett	02/22/21

CLASSIFIED

Type	Name	Status	Assignment	Location	Effective Date (s)
New Hire	Baldwin-Fleming, Marcella	Prob	Instructional Assistant II	Del Campo	02/01/21
New Hire	Borin, Lindsey	Prob	Instructional Assistant II	Whitney Avenue	02/10/21
New Hire	Borunda, Michael	Prob	Instructional Assistant III	Pasteur	02/11/21
New Hire	Creyssels, Shana	Prob	Ed Rel Spec Ed MH Thrpst	Special Education-Kenneth	02/26/21
New Hire	Dunn, David	Prob	M&O Work Order Technician	Maintenance and Operations	02/08/21
New Hire	Fana Azin, Nooria	Prob	IA-Bilingual-Farsi	Mira Loma	02/08/21
New Hire	Klapheck, David	Prob	Instructional Assistant III	Del Campo	02/03/21
New Hire	Kline, Jaime	Prob	Instructional Assistant III	Garfield	02/05/21
New Hire	Marr, Lacee	Prob	Intermediate Clerk Typist	Del Campo	02/24/21
New Hire	Mohammed, Roula	Prob	Instructional Assistant II	Arcade	02/01/21
New Hire	Pereira, Analia	Prob	Custodian	Garfield	02/01/21
New Hire	Peterson, Kyle	Prob	Custodian	Mariposa	02/01/21
Rehire	Clark, Philip	Prob	Instructional Assistant II	Mariemont	02/02/21
Rehire	Fear, Michael	Prob	Instructional Assistant III	Pasteur	02/02/21
Rehire	Sheely, Collin	Prob	Custodian	Del Paso	02/22/21
Rehire	Warner, Kelly	Prob	Instructional Assistant I	Charles Peck	02/22/21

2. LEAVES OF ABSENCE

CERTIFICATED SUPERVISORY

Type	Name	Status	Assignment	Location	Effective Date (s)	
Paid	Adams, Vanessa	Paid	Psychologist	Special Education-Kenneth	02/06/21	04/15/21

CERTIFICATED

Type	Name	Status	Assignment	Location	Effective Date (s)	
Unpaid	Armenta-Serrao, Charley	Prob	Teacher Grade 1	Starr King	02/06/21	03/03/21

CLASSIFIED

Type	Name	Status	Assignment	Location	Effective Date (s)	
Unpaid	Qurieshi, Husnia	Perm	IA-Bilingual-Farsi	Cottage	02/22/21	06/08/21
Unpaid	Russell, Allie	Perm	Instructional Assistant III	Whitney Avenue	02/02/21	06/08/21

3. SEPARATIONS

CERTIFICATED

Type	Name	Status	Assignment	Location	Effective Date (s)
Resignation	Kolesnikov, Dina	Temp	Tch-Voc Educ/ROP 9/12	Mira Loma	02/22/21
Resignation	Webb, Alicia Jean	Perm	Teacher Grade 6/12	Encina	01/31/21

CLASSIFIED

Type	Name	Status	Assignment	Location	Effective Date (s)
Deceased	Ballard, Pauline	Perm	Nutrition Services Worker I	Cowan	01/03/21
Resignation	Aiello, Linda	Perm	Clerk	Howe Avenue	02/12/21
Resignation	Breza, Nicole	Perm	School Playground Rec Aide	Carmichael	02/24/21
Resignation	Gibson II, Byron	Perm	Bus Driver	Transportation	12/15/20
Resignation	Guardado, Jennifer	Perm	Instructional Assistant III	Skycrest	02/10/21
Resignation	Kremer, Allyson	Perm	Child Development Assist-SA	Sierra Oaks ECE	02/03/21
Resignation	Rodrigues, Loucretia	Perm	Clerk	La Vista	02/01/21
Resignation	Rodrigues, Marco	Perm	Lead Equipment Mechanic I	Transportation	02/19/21
Retirement	Calloway, Shirley	Perm	Instructional Assistant III	Carriage	12/30/20
Retirement	Nunez, Corazon	Perm	Mid Schl Media/Library Tech	Churchill	02/26/21
Retirement	Peterson, Denise	Perm	High School Secretary I	Casa Roble	02/19/21
Retirement	Schneider, Diane	Perm	Fiscal Technician II	Early Childhood Education	01/31/21

3. SEPARATIONS (Continued)

CLASSIFIED

Type	Name	Status	Assignment	Location	Effective Date (s)
Termination	Singh, Amandeep	Prob	Custodian	Bella Vista	02/08/21

4. JOB DESCRIPTION / SALARY RANGE CHANGE

MANAGEMENT

Class Title	Unit	New/Update	Old Salary Range	New Salary Range	Effective Date (s)
Chief Financial Officer	Cabinet	Update	Cabinet	N/A	03/10/21

POSITION TITLE: Chief Financial Officer

DEFINITION: Under direction of the Superintendent, responsible for the district-wide financial management of the district and district-wide departments, district public financing staff, services, and activities for assigned areas; communicates with the School Board and community regarding district financial matters; ensures fiscal responsibility and compliance with applicable state and federal regulations; administers the district's overall budget.

DIRECTLY RESPONSIBLE TO: Superintendent of Schools

SUPERVISION OVER: Management and classified staff as assigned

DUTIES AND RESPONSIBILTIES: (Any one position may not include all of the duties listed; the listed examples do not include all duties and responsibilities that may be found in positions within this classification.):

1. Oversees and directs the district debt management and public financing program, including the issuance of tax revenue anticipation notes, tax-exempt and taxable general obligation bongs, bond refinancing tools and capital leases.
2. Ensures compliance with all bond election, including all continuing disclosure regulations over the term of bonds, and federal and state financing rules, laws and regulations and oversees the preparation of all reporting required for applicable federal and state agencies.
3. Designs the district financing strategy, including the timing and sizing, to meet the needs of capital expenditures and minimize borrowing costs.
4. Ensures public financing revenues are properly accounted for and expended for approved purposes and maximizes public revenues by implementing cost saving measures specifically designed to reduce the cost of professional fees.
5. Oversees the preparation of audits and reports required by Proposition 39 (bonds) and other applicable state laws.
6. Oversees the investment of debt financing revenues.
7. Coordinates and directs personnel, resources, communication and information to meet the needs of the District and align district-wide financial management to increase efficiencies.
8. Responsible for the administration of the district budget and leads the development of a long-term financial plan in conjunction with the Superintendent.
9. Oversees the cash flow operations of the District and ensures the investment of available funds.
10. Advises the Superintendent on all matters concerning financial management of the district.
11. Assists the Superintendent in the development of policy recommendations concerning finance and budgeting.
12. Represents the authority of the Superintendent in all administrative matters within the school district.
13. Provides consultative and technical expertise to administrators and other district personnel concerning assigned areas of financial management.
14. Acts as a liaison for the district in collaborating with legislators, state officials, local government officials and citizen committees to influence the revision and/or adoption of laws promoting the best interests of the school district.
15. Serves as a member of the Superintendent's Cabinet and attends all meetings of the Board of Education.

16. Serves as a resource to the Board, Superintendent and committees to interpret all aspects of financial management of the District.
17. Supervises and evaluates the performance of assigned personnel and assists with disciplinary actions and meetings as necessary.
18. Participates in the negotiations process with employee groups, as needed.
19. Performs all other duties assigned by the Superintendent of Schools.
20. ~~Develops policy recommendations for the Board of Education and Superintendent concerning finance and business operations.~~
21. ~~Leads the business services division and develops a strategic plan for accomplishing district and divisional goals.~~
22. ~~Attends all meetings of the Board of Education and interprets all aspects of business office management, as needed. Is a resource to the Board, Superintendent and committees which meet independently.~~
23. ~~Monitors and reviews existing and proposed laws and legislations related to school administration and finance and facilities; works closely with legislators, state officials, local government officials and citizen committees to influence the revision and/or adoption of laws, which promote the best interests of education and the school district.~~
24. ~~Serves as a member of the Superintendent's Cabinet providing key recommendations and policy analyses that promote the interests of the district.~~
25. ~~Is responsible for leading the preparation and administration of the district budget. Leads the department in preparation of a long term financial plan in conjunction with the Superintendent; oversees the cash flow operations of the District and ensures available funds are invested.~~
26. ~~Participates, as needed, in the negotiations process with employee groups.~~

QUALIFICATIONS:

Education and Experience:
Any combination ~~of training, education, and experience~~ equivalent to a graduate degree ~~from an accredited college or university with an emphasis~~ in business administration, ***finance or related field and seven years of increasingly responsible experience managing large-scale operations or financial and budget management***; ~~the applicant will be expected to have had progressively responsible business and financial management duties~~ previous related experience in a large school district, municipal agency, or similar large organization is preferred; previous experience at a cabinet level position is preferred.

Licenses and Certifications:
- Valid California Class C driver's license issued by the California Department of Motor Vehicles within 30 days of hire or before driving any vehicle requiring this license

Knowledge, Skills, and Abilities:
- Knowledge of applicable local, state and federal laws pertaining to operations and financial management of the district
- Knowledge of Generally Accepted Accounting Principles, auditing standards and practices, federal and state regulations and legal and regulatory compliance requirements
- Knowledge of district operations, policies and objectives
- Knowledge of advanced budget preparation, maintenance and control
- Knowledge of principles of public and community relations
- Knowledge of interpersonal skills using tact, patience, and courtesy

- Knowledge and skill in use of computers and assorted software programs
- Ability to interpret and administer statutes, regulations and policies
- Ability to create and assess financial statements and budget documents
- Ability to effectively supervise, train and evaluate the performance of assigned personnel
- Ability to develop systems, policies, standards and procedures in compliance with applicable Federal, State and local laws, rules and regulations
- Ability to plan, organize and direct the work of others and the activities for a department or district wide
- Ability to analyze situations and adopt an effective course of action
- Ability to establish priorities and meet deadlines
- Ability to analyze and resolve problems with tact and diplomacy
- Ability to understand and follow verbal and written instruction
- Ability to communicate effectively both verbally and in writing with administrators, staff, students, and the community
- Ability to work independently, with minimum direction, and make decisions within the framework of established guidelines
- Ability to work effectively with all levels of district staff, parents and the community
- Ability to establish and maintain records, and maintain a confidentiality of privileged information obtained in the course of work

WORKING CONDITIONS:

Work Environment:
- Indoor office environment
- Moderate noise
- Frequent interruptions and significant distractions

Typical Physical Characteristics: (with or without use of aids; consideration will be given to reasonable accommodation).
- Inspect documents and other written materials with fine print
- Communicate to exchange information in person, in small groups, and/or on the telephone
- Move about facilities to conduct work, including walking, standing, sitting, or remaining in a stationary position for long periods of time
- Physical, mental and emotional stamina to endure long hours under sometimes stressful conditions
- Operate office equipment requiring repetitive hand movement and fine coordination

Other Characteristics:
- ***Ability to work additional hours periodically and weekends on occasion***
- ***Ability to travel locally and attend conferences/seminars periodically***

This job description is not a complete statement of essential functions and responsibilities. The district retains the discretion to add or change typical duties of a position at any time.

Board Approved: 8/6/2006
Revised: 2/5/2008 (Title change & revised duties)
Revised: 3/10/2021

SAN JUAN UNIFIED SCHOOL DISTRICT
BOARD OF EDUCATION

AGENDA ITEM: G-2
MEETING DATE: 03/09/2021

APPROVED: KS KK
Kent Stephens

Purchasing Contracts Report

The following reports are submitted for board approval/ratification:

	Inc	Page #
Purchase Orders & Service Agreements	✓	1
Change Orders	✓	2
Construction & Public Works Bids	✓	3
Piggyback Contracts	✓	4
Zero Dollar Contract	NA	
Bids/RFPs	✓	5
Other	NA	
ERRATA	NA	

Purchasing Contracts Board Report
Purchase Orders, Service Agreements, and Awards

February 3, 2021 - February 23, 2021

PO#	Date	Vendor Name	Description	Amount $	Site/ Department
TBD	2/18/2021	SCOE	6-8 Amplify Science - Earth and Space Notebook printing	$ 92,821.45	700 - Prof. Learning and Innovation
TBD	2/24/2021	Harris School Solutions	Annual Support for HSS/OASIS	$ 158,118.00	252 - Technology

Purchasing Contracts Board Report
Change Orders/Amendments for Items $95,200

February 3, 2021 - February 23,2021

Change Orders

PO#	Date	Vendor Name	Description	Original PO Amount $	Previous Approved C/O Totals $	Current C/O for Approval Amount $	New Contract Amount $	Responsibility
							$ -	
							$ -	
							$ -	
							$ -	

Service Agreement Change Orders

PO#	Date	Vendor Name	Description	Original PO Amount $	Previous Approved C/O Totals $	Current C/O for Approval Amount $	New Contract Amount $	Responsibility

Contract Consultant Amendments/Change Orders

PO#	Date	Vendor Name	Description	Original PO Amount $	Previous Approved C/O Totals $	Current C/O for Approval Amount $	New Contract Amount $	Responsibility
4239	2/9/2021	3QC	Change order #2 additional water testing on window systems for Arden New Construction 002-9512-P1 project	$ 92,205.40	$ 13,040.00	$ 9,780.00	$ 115,025.40	216 - Facilities
103896	2/12/2021	Campbell Keller	Change order #1 & 2 additional furniture for the office at Whitney project 152-9306-J1	$ 341,011.78	$ -	$ 15,606.63	$ 356,618.41	216 - Facilities
901538	2/12/2021	Consolidated Engineering Lab	Change order #5 additional testing for Bella Vista Outdoor Learning project 206-9513-P1	$ 38,999.36	$ 56,115.62	$ 4,426.20	$ 99,541.18	216 - Facilities
901182	2/18/2021	PBK Architects	Change Order #3 additional scope for Kindergarten area on project 128-9495-P1 Littlejohn	$ 830,000.00	$ 21,850.00	$ 7,000.00	$ 858,850.00	216 - Facilities
104061	2/12/2021	Campbell Keller	Change order #1 additional furniture for the office at Peck project 157-9306-J1	$ 389,281.70	$ -	$ 10,152.75	$ 399,434.45	216 - Facilities

General Contract Change Orders

PO#	Date	Vendor Name	Description	Original PO Amount $	Previous Approved C/O Totals $	Current C/O for Approval Amount $	New Contract Amount $	Responsibility
							$ -	
							$ -	

February 3, 2021 - February 23, 2021

Upon evaluation of the bids/contracts staff has awarded the following in accordance with all legal guidelines.

General Contract

Fund	Date	PO#	Bid #	Vendor Name	Description	Amount $	Responsibility
14	2/16/2021	TBD	21-113	EIDIM AV Technology	Performing Arts AV upgrade project 210-9311-21DM Mesa Verde	$ 231,722.96	212 - M&O
26	2/18/2021	TBD	21-112	Perkins Electric	Intrusion devise upgrade for region 1 campuses 392-9233-P2 project	$ 208,000.00	216 - Facilities

Other Contracts

Fund	Date	PO#	Bid #	Vendor Name	Description	Amount $	Responsibility

New Addendum to Master Agreements

Fund	Date	PO#	Bid #	Vendor Name	Description	Amount $	Responsibility

Purchasing Contracts Board Report
Board Pre-Approval
Piggyback Contracts

February 3, 2021 - February 23, 2021

Staff has determined that purchasing through contracts issued by various state agencies within the State of California will save administrative time and expense, provide favorable pricing, and will be in the best interests of the District. District staff is requesting the Board of Education's authorization to piggyback on the approved bids in accordance with Public Contract Code Section 20118.

Fund	Date	PO#	Piggyback #, Title	Vendor Name	Description	Term
14, 21, 23, 24, 26	2/23/2021	TBD	Sourcewell RFP# 080819	Tarkett USA Inc.,	Flooring materials, with related supplies and services	11/20/2019 - 10/11/2023

San Juan Unified School District

Purchasing Contracts Board Report
Bids/RFPs

February 3, 2021 - February 23,2021

Upon evaluation of the bids staff has awarded the following in accordance with all legal guidelines.

Fund	Date	Bid/RFP #	Vendor Name	Description	Amount $	Responsibility
01	2/25/2021	21-107	AT&T	Ethernet Service - 18 sites	$ 86,424.96	252-Technology
01	2/25/2021	21-107	Consolidated	Ethernet Service - 25 sites	$ 99,783.36	252-Technology
01	2/25/2021	21-108	AT&T	Internet Service	$ 38,526.96	252-Technology
01	2/25/2021	21-109	CDW-G	Firewall Applicance	$ 2,617,306.05	252-Technology
01	2/25/2021	21-110	CDW-G	Aruba Switches	$ 126,229.13	252-Technology
01	2/25/2021	21-111	CDW-G	UPS Project	$ 902,869.39	252-Technology

SAN JUAN UNIFIED SCHOOL DISTRICT
BOARD OF EDUCATION

AGENDA ITEM: G-3
MEETING DATE: 03/09/2021

APPROVED: KS KK
Kent Stephens

Business and Financial Report

The following reports are submitted for board approval/ratification:

	Inc	Page #
Easements/Leases		
Notices of Completion	✔	1
Quarterly Investment Report		
Warrants & Payroll	✔	2
Budget Revisions		
E-Rate		
ERRATA		

Notices of Completion - Board of Education

CONTRACTOR	PROJECT	DATE OF ACCEPTANCE	DATE RECORDED
Otto Construction	PO#004495 Provide all labor, materials, equipment, tools, transportation and incidentals for new construction of 4 classrooms and associated site work at Cottage ES, 2221 Morse Avenue, Sacramento, CA 95825 located in the San Juan Unified School District. Vendor: Otto Construction	1/20/2021	1/28/2021
RBH Construction	PO#007083 Provide all labor, materials, equipment, tools, transportation and incidentals for relocating 2 existing portables from Casa Roble HS and 2 existing portables from Del Paso Manor ES to new locations at Del Paso Manor ES, 2700 Maryal Drive, Sacramento, CA 95821 located in the San Juan Unified School District. Vendor: RBH Construction	1/22/2021	1/28/2021
MCM Roofing Company	PO#907851 Provide all labor, materials, equipment, tools, transportation and incidentals for full site roof replacement at Littlejohn ES 6838 Kermit Lane, Fair Oaks, CA 95628 located in the San Juan Unified School District. Vendor: MCM Roofing Company	2/1/2021	2/1/2021

SAN JUAN UNIFIED SCHOOL DISTRICT
Accounting Services

WARRANTS & PAYROLL

VENDOR AND CONTRACT WARRANTS		
Fund		**January 2021**
01	General Fund	$ 5,221,087.22
09	Charter Schools	13,638.47
10	Special Ed Pass-Thru	687,835.00
11	Adult Education	240,380.33
12	Child Development	207,555.99
13	Food Service/Cafeteria	230,733.65
14	Deferred Maintenance	29,264.62
21	Building Fund	139,536.69
22	Measure S Building Fund	2,750.00
23	Measure J Building Fund	776,142.92
24	Measure N Building Fund	1,703,013.12
25	Capital Facilities	13,323.84
26	Measure P Building Fund	4,113,441.32
35	State Schools Facilities Fund	-
40	Sp Res FD -- Capital Outlay Proj	-
67	Self Insurance	834,180.16
95	Student Body	-
	TOTALS	**$ 14,212,883.33**

PAYROLL AND BENEFITS	
All Funds	**January 2021**
Certificated Payroll	$ 18,927,249.73
Classified Payroll	6,397,389.46
Benefits	12,262,279.36
TOTALS	**$ 37,586,918.55**

GRAND TOTAL $ 51,799,801.88

SAN JUAN UNIFIED SCHOOL DISTRICT
BOARD OF EDUCATION

AGENDA ITEM: G-5

MEETING DATE: 03/09/2021

SUBJECT: Surplus Property

CHECK ONE:
For Discussion: ☐
For Action: ☒
Report: ☐
Workshop: ☐
Recognition: ☐
Emergency Action: ☐

DEPARTMENT: Business Support Services

ACTION REQUESTED:
The superintendent is recommending that the board approve the disposal of surplus property pursuant to Board Policy 3270.

RATIONALE/BACKGROUND:
The governing board recognizes that the district may own personal property which is unusable, obsolete, or no longer needed by the district. The superintendent or designee shall arrange for the sale or disposal of district personal property in accordance with board policy and the requirements or state law.

The superintendent or designee shall identify to the board all items not needed by the district together with their estimated value and a recommended disposition.

ATTACHMENT(S):
A: List of Surplus Property

BOARD COMMITTEE ACTION/COMMENT:
N/A

PREVIOUS STAFF/BOARD ACTION:
Superintendent's Cabinet: 03/01/2021

FISCAL IMPACT:
Current Budget: $ N/A
Additional Budget: $ N/A
Funding Source: N/A
(unrestricted base, supplemental, other restricted, etc.)
Current Year Only ☐ Ongoing ☐

LCAP/STRATEGIC PLAN:
Goal: N/A Focus: N/A
Action: N/A

Strategic Plan: N/A

PREPARED BY: Susan Kane, Director, Business Support Services
Kent Stephens, Deputy Superintendent KS

APPROVED BY: Kent Kern, Superintendent of Schools KK

Board of Education Agenda Item **Attachment A**

Surplus Property March 9th Meeting Date

The following District property is unusable, obsolete, or no longer needed. The items are to be disposed of by sale, recycled, donated, or discarded as required by Board Policy 3270 Education Code 17545 and 17546.

Location/Site	Make	Model	Description	Serial #	Disposition
Encina			43 Boxes of Instructional Materials		Recycled
M&O			Printer		Ewaste
Mira Loma	Apple	A1181	MacBook	459450KMA9P	Ewaste
Mira Loma	Apple	A1181	MacBook	W88182UJ0P0	Ewaste
Mira Loma	Apple	A1181	MacBook	4H6253W6VTH	Ewaste
Mira Loma	Apple	A1181	MacBook	W88183ND0P0	Ewaste
Mira Loma	Apple	A1181	MacBook	459451D3A9P	Ewaste
Mira Loma	Apple	A1181	MacBook	4594519UA9P	Ewaste
Mira Loma	Apple	A1181	MacBook	459450LBA9P	Ewaste
Mira Loma	Apple	A1181	MacBook	459450L1A9P	Ewaste
Mira Loma	Apple	A1181	MacBook	W8816BGL0P0	Ewaste
Mira Loma	Apple	A1181	MacBook	459450LWA9P	Ewaste
Mira Loma	InterWrite	SP400	InterWrite Pad	IWPAD0810061433	Ewaste
Mira Loma	InterWrite	SP400	InterWrite Pad	IWPAD0810061435	Ewaste
Mira Loma	InterWrite	SP400	InterWrite Pad	IWPAD0810061368	Ewaste
Mira Loma	InterWrite	SP400	InterWrite Pad	IWPAD0810061346	Ewaste
Mira Loma	Apple	A1181	MacBook	459450HVA9P	Ewaste
Mira Loma	Apple	A1181	MacBook	4594519XA9P	Ewaste
Mira Loma	Apple	A1181	MacBook	459450LDA9P	Ewaste
Mira Loma	Apple	A1181	MacBook	W8810HK90P0	Ewaste
Mira Loma	Apple	A1181	MacBook	459451ARA9P	Ewaste
Mira Loma	Apple	A1181	MacBook	459451A9A9P	Ewaste
Mira Loma	Apple	A1181	MacBook	4594514TA9P	Ewaste
Mira Loma	Apple	A1181	MacBook	4594508DA9P	Ewaste
Mira Loma	InterWrite	SP400	InterWrite Pad	IWPAD0810061367	Ewaste
Mira Loma	InterWrite	SP400	InterWrite Pad	IWPAD0810061369	Ewaste
Mira Loma	InterWrite	SP400	InterWrite Pad	IWPAD0810061432	Ewaste
Mira Loma	InterWrite	SP400	InterWrite Pad	IWPAD0810061431	Ewaste
Mira Loma	InterWrite	SP400	InterWrite Pad	IWPAD0810061514	Ewaste
Mira Loma	InterWrite	SP400	InterWrite Pad	IWPAD0810061370	Ewaste
Mira Loma	InterWrite	SP400	InterWrite Pad	IWPAD0810061366	Ewaste

SAN JUAN UNIFIED SCHOOL DISTRICT
BOARD OF EDUCATION

AGENDA ITEM: G-6

MEETING DATE: 03/09/2021

SUBJECT: Bond Oversight Committee Membership

CHECK ONE:
For Discussion: ☐
For Action: ☒
Report: ☐
Workshop: ☐
Recognition: ☐
Emergency Action: ☐

DEPARTMENT: Facilities

ACTION REQUESTED:
The superintendent is recommending that the board approve two-year terms for the following applicants to the Bond Oversight Committee:

Lynn Castiaux, Senior Citizen Representative of the San Juan Unified School District
Kyle Knight, Business Representative of the San Juan Unified School District
Eric Mayhew, PTA Representative of the San Juan Unified School District
Karen McMillen, At-Large/Community Member of the San Juan Unified School District
Ingrid Rice, At-Large/Community Member of the San Juan Unified School District

RATIONALE/BACKGROUND:
The Bond Oversight Committee is required by Proposition 39 to provide oversight on the administration of the Measure J bond passed in November 2002, the Measure N bond passed in 2012 and the Measure P bond passed in 2016. The purposes of this committee are:

(a) For the duration of the bond program, review spending of bond proceeds and ensure that these funds are used only on school improvements
(b) Establish and maintain quality communication between the San Juan Unified School District Board and the community
(c) Assure the board that the goals of the bond election are being met

- Ms. Castiaux is a 50-year resident of the district and was a teacher at Sylvan Middle School and Will Rogers Middle School and a Vice Principal at Arden Middle School, Jonas Salk and Arcade Middle School.
- Mr. Knight is a 10-year resident of the district, attended Del Campo High School and is currently attending UC Davis.
- Mr. Mayhew is a 5-year resident of the district, has children who attend in the district and is on the Local Control and Accountability Plan Parent Advisory Committee (LCAP PAC).
- Ms. McMillen is a 20-year resident of the district and attended Del Campo High School.
- Ms. Rice is an 18-year resident of the district and has a child who attends Del Campo High School.

BOARD COMMITTEE ACTION/COMMENT:
N/A

PREVIOUS STAFF/BOARD ACTION:
Superintendent's Cabinet: 03/09/2021

FISCAL IMPACT:
Current Budget: $ N/A
Additional Budget: $ N/A
Funding Source: N/A
(Unrestricted Base, Supplemental, other restricted, etc.)
Current Year Only ☐ On-going ☐

LCAP/STRATEGIC PLAN:
Goal: N/A Focus: N/A
Action: N/A

Strategic Plan: N/A

PREPARED BY: Nicholas Arps, Director, Facilities, Construction & Modernization

APPROVED BY: Frank Camarda, Assistant Superintendent, Operations, Facilities and Transportation
Kent Kern, Superintendent of Schools

SAN JUAN UNIFIED SCHOOL DISTRICT
BOARD OF EDUCATION

AGENDA ITEM: G-7

MEETING DATE: 03/09/2021

SUBJECT: Lease Amendment No. 3 Mira Loma High School HVAC & Roofing Upgrades for Gymnasiums Project

DEPARTMENT: Facilities

CHECK ONE:
For Discussion: ☐
For Action: ☒
Report: ☐
Workshop: ☐
Recognition: ☐
Emergency Action: ☐

ACTION REQUESTED:
The superintendent is recommending that the board adopt Resolution No. 3029 approving amendment no. 3 to the lease agreement for the Mira Loma High School HVAC & Roofing Upgrades for Gymnasiums Project No. 205-9390-P1 between San Juan Unified School District and Clark & Sullivan Builders, Inc. dba Clark/ Sullivan Construction.

RATIONALE/BACKGROUND:
Amend Section 4.2 Term of the Facilities Lease is to extend the construction phase for completion of the project. Construction and punch list completion and project acceptance is moved from November 30, 2020, to February 28, 2021; and post-construction shall resume in March 2021 through August 31, 2021. As a result, the Exhibit C Lease Payment Schedule is revised on the attached Amendment No. 3.

ATTACHMENT(S):
A: Resolution No. 3029
B: Lease Amendment No. 3

BOARD COMMITTEE ACTION/COMMENT:
N/A

PREVIOUS STAFF/BOARD ACTION:
Superintendent's Cabinet: 03/01/2021

FISCAL IMPACT:
Current Budget: $ N/A
Additional Budget: $ N/A
Funding Source: N/A
(Unrestricted Base, Supplemental, other restricted, etc.)
Current Year Only ☐ On-going ☐

LCAP/STRATEGIC PLAN:
Goal: N/A Focus: N/A
Action: N/A

Strategic Plan: N/A

PREPARED BY: Nicholas Arps, Director, Facilities, Construction & Modernization

APPROVED BY: Frank Camarda, Assistant Superintendent, Operations, Facilities and Transportation
Kent Kern, Superintendent of Schools

RESOLUTION NO.3029

RESOLUTION BY THE SAN JUAN UNIFIED SCHOOL DISTRICT BOARD OF EDUCATION APPROVING LEASE AMENDMENT NO. 3 MIRA LOMA HIGH SCHOOL – HVAC & ROOFING UPGRADES FOR GYMNASIUMS SJUSD PROJECT #205-9390-P1

WHEREAS, section 17406 of the Education Code authorize school districts, including the San Juan Unified School District ("District"), to use the lease-leaseback procurement process;

WHEREAS, the District Board of Education ("Board") previously approved the award of the Site Lease and Facilities Lease to Clark & Sullivan Builders, Inc. dba Clark/Sullivan Construction for this Project, which approval for the Facilities Lease Total Base Rent was in the amount of $3,510,838.00 on Resolution 2989;

WHEREAS, the approved construction completion date of the Facilities Lease Phase II construction services of the Project is November 30, 2020; and

WHEREAS, the Facilities Lease Section 4.2 - Term of the Facilities Lease is amended to extend the construction phase for completion to February 28, 2021. Post-construction shall resume in March 2021 through August 31, 2021.

NOW, THEREFORE, the San Juan Unified School District Board of Education does hereby resolve as follows:

Section 1. The foregoing recitals are hereby adopted as true and correct.

Section 2. The Board approves the amending of Facilities Lease Section 4.2 - Term of the Facilities Lease to extend the construction completion date to February 28, 2021.

The foregoing Resolution was adopted by the San Juan Unified School District Board of Education at a meeting of the Board on March 9, 2021, by the following vote:

AYES:
NOES:
ABSENT:
ABSTAIN:

_____
Paula Villescaz, President
San Juan Unified School District
Board of Education

Attest:

_____
Zima Creason, Clerk
San Juan Unified School District
Board of Education

San Juan Unified School District
3738 Walnut Avenue, Carmichael, CA 95608
Telephone (916) 971-7700 Main number
Construction Dept: (916) 971-5780/Office (916) 971-5707 Fax

Kent Kern, Superintendent of Schools
Frank Camarda, Assistant Superintendent of Operations, Facilities, and Transportation

Facilities Lease Amendment #3
Mira Loma High School
HVAC and Roofing Upgrades for Gymnasiums
DSA File #02-117729/Facilities Lease Agreement #902283
SJUSD Project #205-9390-P1

Effective **December 1, 2020,** the Facilities Lease Agreement dated **September 11, 2018** between the San Juan Unified School District and **Clark & Sullivan Builders dba Clark & Sullivan Construction** for the **Mira Loma High School HVAC and Roofing Upgrades for Gymnasiums** project is amended as follows:

1. Section 4.2 Term of the Facilities Lease is amended to extend the construction phase for Construction and punchlist completion, and project acceptance is moved from ~~September 30, 2020~~ November 30, 2020 (Amendment 2) to February 28, 2021 and post-construction shall resume in ~~December 2020 through May 31, 2021 (Amendment 2)~~ March 2021 through August 2021. As a result, the Exhibit C Lease Payment Schedule is revised.

Amendment #3		
EXHIBIT C LEASE PAYMENT SCHEDULE		
A	B	C
Item No	Month	Lease Payment
	Ph 1 Preconstruction	**$ 16,892**
1	May 2020 Lease Payment (inc B&I)	$ 542,319
2	June 2020 Lease Payment	$ 465,063
3	July 2020 Lease Payment	$ 465,063
4	August 2020 Lease Payment	$ 465,063
5	September 2020 Lease Payment	$ 155,021
6	October 2020 Lease Payment	$ 155,021
7	November 2020 Lease Payment	$ 155,021
8	December 2020 Post Construction Payment	$ -
9	January 2021 Post Construction Payment	$ -
10	February 2021 Post Construction Payment	$ -
11	March 2021 Post Construction Payment	$ 30,074
12	April 2021 Post Construction Payment	$ 29,503
13	May 2021 Post Construction Payment	$ 29,503
14	June 2021 Post Construction Payment	$ 29,503
15	July 2021 Post Construction Payment	$ 29,503
16	August 2021 Post Construction Payment	$ 29,503
	Total Lease Payments	**$ 2,580,160**
	Construction Contingency - 3%	$ 65,721
	Floor protection +/- 19,730sf	$ 113,448
	Weather protection	$ 29,100
	Roofing support blocks	$ 10,500
	Paint touch-up	$ 10,000
	Construction Contingency Total	**$ 228,769**
	Owner Contingency - 5%	$ 125,017
	OC Design assist	$ 60,000
	Pool boiler	$ 500,000
	Owner Contingency Total	**$ 685,017**
	Total Contingencies	**$ 913,786**
	TOTAL BASE RENT	**$ 3,510,838**

Original Total Base Rent Sum	$	1,251,000.00
Net Change by Amendment #1	$	2,259,838.00
Net Change by Amendment #2	$	-
Net Change by Amendment #3	$	-
Total Base Rent including this Amendment	$	3,510,838.00

In all other respects, the terms and conditions of said Facilities Lease, including the exhibits thereto, remain in full force and effect.

San Juan Unified School District,
A school district organized and existing under the laws of the State of California

SIGN HERE

By:_____
Nicholas Arps
Title: Director of Facilities, Construction & Modernization

By:_____
Frank Camarda
Title: Assistant Superintendent of Operations, Facilities, and Transportation

Clark & Sullivan Construction

By:_____
Ted Foor
Title: President

Federal Tax Identification Number - 880493821

APPROVED
By N.Perrine at 1:03 pm, Feb 11, 2021

SAN JUAN UNIFIED SCHOOL DISTRICT
BOARD OF EDUCATION

AGENDA ITEM: G-8

MEETING DATE: 03/09/2021

SUBJECT: Education for Homeless Children and Youth Grant

CHECK ONE:
For Discussion: ☐
For Action: ☒
Report: ☐
Workshop: ☐
Recognition: ☐
Emergency Action: ☐

DEPARTMENT: Grants Office

ACTION REQUESTED:
The superintendent is recommending that the board approve the implementation of the following grant (if funded):

• Education for Homeless Children and Youth Grant Program, 2021-2024

RATIONALE/BACKGROUND:
The Education for Homeless Children and Youth Grant Program will provide funding to facilitate the identification, enrollment, attendance, and academic success for homeless students in accordance with the McKinney-Vento Homeless Assistance Act. The funds will support the district's *Families Living in Transition* program and will be used for supplemental activities such as school supplies, transportation, professional development and other activities.

BOARD COMMITTEE ACTION/COMMENT:
N/A

PREVIOUS STAFF/BOARD ACTION:
Superintendent's Cabinet: 03/01/2021

FISCAL IMPACT:
Current Budget: $189,000
Additional Budget: $125,000
Funding Source: CDE
(Unrestricted Base, Supplemental, other restricted, etc.)
Current Year Only ☐ On-going ☒

LCAP/STRATEGIC PLAN:
Goal: 2 Focus: 3 and 5
Action: 5
Strategic Plan 1 and 2

PREPARED BY: Robyn Caruso, Program Specialist, Grants Office

APPROVED BY: Trent Allen, APR, Senior Director, Community Relations TA
Kent Kern, Superintendent of Schools KK

SAN JUAN UNIFIED SCHOOL DISTRICT
BOARD OF EDUCATION

AGENDA ITEM: G-9

MEETING DATE: 03/09/2021

SUBJECT: Empowering Youth to Create Immediate, Sustainable COVID Relief for Encina Preparatory High School

CHECK ONE:
For Discussion: ☐
For Action: ☒
Report: ☐
Workshop: ☐
Recognition: ☐
Emergency Action: ☐

DEPARTMENT: Grants Office

ACTION REQUESTED:
The superintendent is recommending that the board approve the implementation of the following grant:

• Empowering Youth to Create Immediate, Sustainable COVID Relief

RATIONALE/BACKGROUND:
Sacramento County Office of Education's COVID Youth Response Board has provided funds to Encina Preparatory High School to revitalize the school site garden and provide a safe space for students while enabling them to grow additional produce for their families. Funds will be used to purchase gardening supplies such as seeds, gloves, grow kits, organic fertilizer, hand tools, trellises as well as rental of equipment as needed (i.e. roto-tiller).

BOARD COMMITTEE ACTION/COMMENT:
N/A

PREVIOUS STAFF/BOARD ACTION:
Superintendent's Cabinet: 03/01/2021

FISCAL IMPACT:
Current Budget: $0.00
Additional Budget: $ 1,430
Funding Source: Sacramento County Office of Education
(Unrestricted Base, Supplemental, other restricted, etc.)
Current Year Only ☒ On-going ☐

LCAP/STRATEGIC PLAN:
Goal: 2 Focus: 1 and 2
Action: 5
Strategic Plan: 1 and 2

PREPARED BY: Robyn Caruso, Program Specialist, Grants Office

APPROVED BY: Trent Allen, APR, Senior Director, Community Relations TA
Kent Kern, Superintendent of Schools KK

SAN JUAN UNIFIED SCHOOL DISTRICT
BOARD OF EDUCATION

AGENDA ITEM: I-1

MEETING DATE: 03/09/2021

SUBJECT: Social Emotional and Mental Wellness Supports

DEPARTMENT: Division of Teaching and Learning

CHECK ONE:
For Discussion: ☐
For Action: ☐
Report: ☒
Workshop: ☐
Recognition: ☐
Emergency Action: ☐

ACTION REQUESTED:
The superintendent is recommending that the board receive an update from the Division of Teaching and Learning regarding the social emotional and mental wellness supports throughout the district.

RATIONALE/BACKGROUND:
The purpose of this report is to provide the board with an overview from the departments responsible for providing social emotional and mental wellness supports. Social emotional and mental wellness is a collaborative effort spanning multiple departments in the district as well as outside agency partnerships. We will review the adaptations to our service delivery models that have been made to ensure services continue to be provided to students and families during distance learning, as well as the new programs and services that have been made available. This presentation will provide a summary of the core counseling program, additional district supports, internal and external resources for students and families, and professional learning opportunities.

ATTACHMENT(S):
A: Presentation

BOARD COMMITTEE ACTION/COMMENT:
N/A

PREVIOUS STAFF/BOARD ACTION:
Superintendent's Cabinet: 03/01/2021

FISCAL IMPACT:
Current Budget: $ N/A
Additional Budget: $ N/A
Funding Source: N/A

LCAP/STRATEGIC PLAN:
Goal:1 Focus: 4-7
Goal: 2 Focus: 1-5
Strategic Plan: 1,2,4

PREPARED BY: Christine Moran, Director, Multi-Tiered System of Supports (MTSS)
Dominic Covello, Director, Student Support Services

APPROVED BY: Debra Calvin, Ed.D., Assistant Superintendent, Educational Services DC
Melissa Bassanelli, Deputy Superintendent, Schools and Student Support MB
Kent Kern, Superintendent of Schools KK

Social Emotional and Mental Wellness Supports

Debra Calvin, Ed.D., Assistant Superintendent, Educational Services
Christine Moran, Director, Multi-Tiered System of Supports (MTSS)
Dominic Covello, Director, Student Support Services
Tracie Locke, Lead School Counselor

Agenda

- **K-12 Counseling Department**
  - Social Emotional Learning (SEL)
  - School Counseling Curriculum
- **MTSS Department**
  - Support Centers
  - Virtual Wellness Room
  - “Get Help” Referrals
  - Care Solace Referrals
- **Student Support Services Department**
  - Restorative Practices
  - Positive Behavior Interventions and Supports (PBIS)
  - Suicide Prevention
  - White House Counseling and Sacramento County Partnerships

2

K-12 School Counseling

Tracie Locke

3

K-12 School Counseling Curriculum

Digitally available lesson bank.

Weekly collaboration with peers and support.

K-12 scope and sequence.

Enhanced student accounting to track student access and data.

Site based school counselors deliver curriculum including SEL to all students, as well as conduct tier 2 and 3 social emotional interventions.

4

K-12 School Counseling During Distance Learning

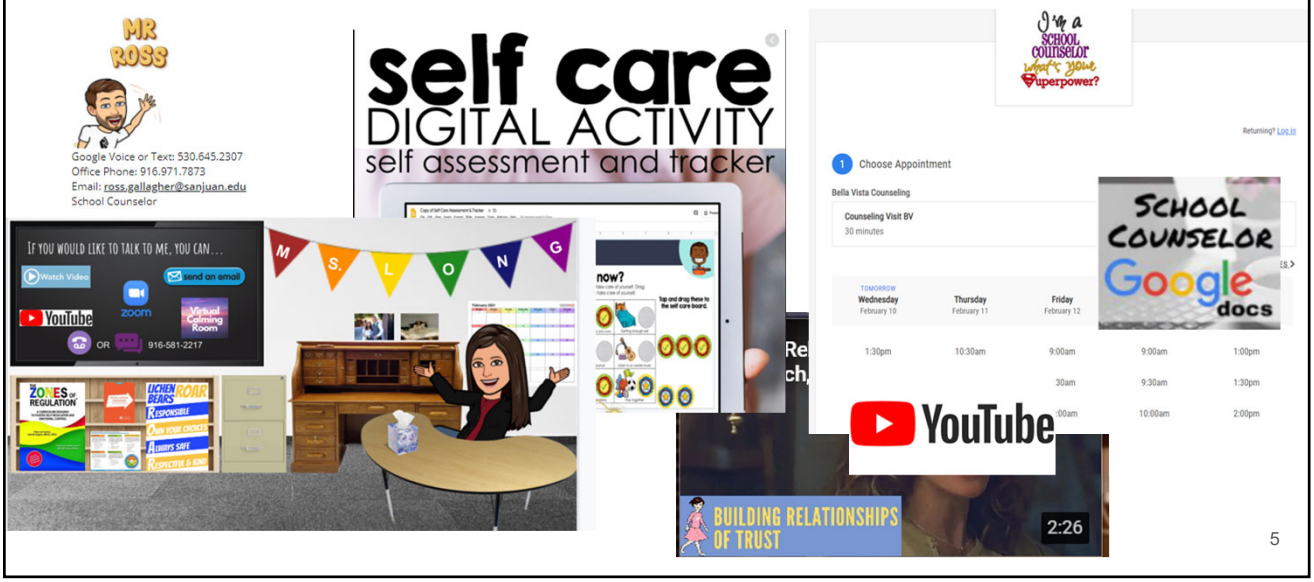

5

Multi-Tiered System of Supports

Chris Moran

6

Additional District Supports

- **Student support center in regional hubs to support high and medium density schools (36 sites)**
  - **9 counselors**
  - **15 school social workers**
  - **3 mental health therapists**
  - **1 school psychologist**
  - **4 social emotional support technicians**
  - **7 academic intervention specialists**
- **Supports at low density schools (11 sites)**
  - **3 Social workers**
- **High school support (various positions based on site need)**
  - **Social worker**
  - **School community intervention specialist**
  - **Additional counselors**
  - **Intervention teacher/site resource teacher**
  - **At-risk case manager**
  - **Restorative Justice program**

7

2020-2021 Student Support Center

Parent and Family Contact (4300+) ● Case management ● Engagement and attendance support ● Crisis response ● Community resource referrals	**Individual Counseling Sessions (600+)** ● On-going support based on identified needs ● Check-in and mentoring support
Group Counseling Sessions (500+ sessions) ● Social skills groups ● Everyday Speech (online resource) ● Intervention curriculum (Second Step, Zones of Regulation, Skillstreaming, etc.) ● Lunch bunches	**Home (Front Porch) Visits (160+)** ● Technology and school material drop-off ● Engagement and attendance support

8

Group and Individual Counseling Sessions

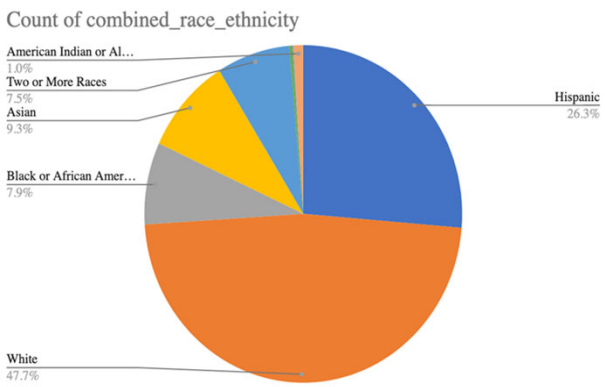

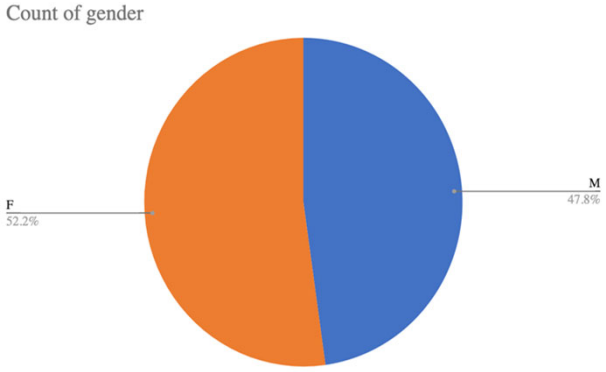

9

Wellness Room Webpage

www.sanjuan.edu/wellnessroom

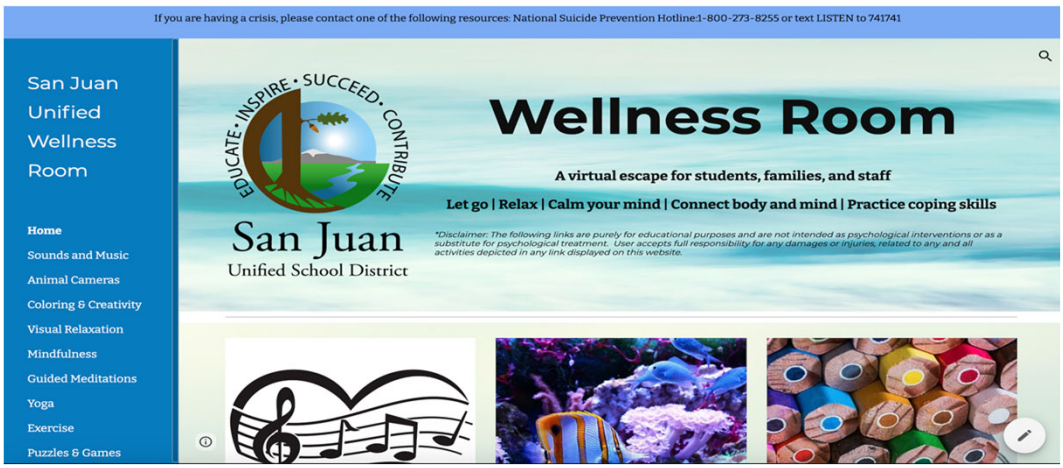

10

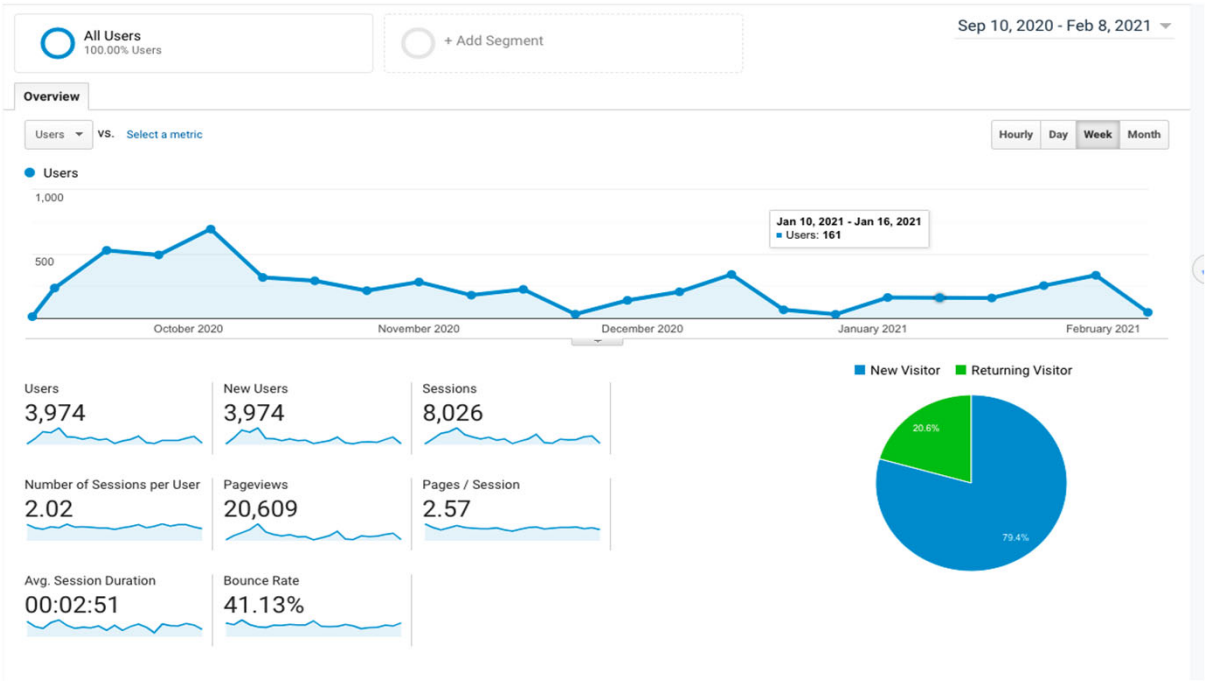
All Users
100.00% Users
+ Add Segment
Sep 10, 2020 - Feb 8, 2021
Overview
Users
vs.
Select a metric
Hourly
Day
Week
Month
Users
1,000
500
Jan 10, 2021 - Jan 16, 2021
Users: 161
October 2020
November 2020
December 2020
January 2021
February 2021
Users
3,974
New Users
3,974
Sessions
8,026
Number of Sessions per User
2.02
Pageviews
20,609
Pages / Session
2.57
Avg. Session Duration
00:02:51
Bounce Rate
41.13%
New Visitor
Returning Visitor
20.6%
79.4%

11

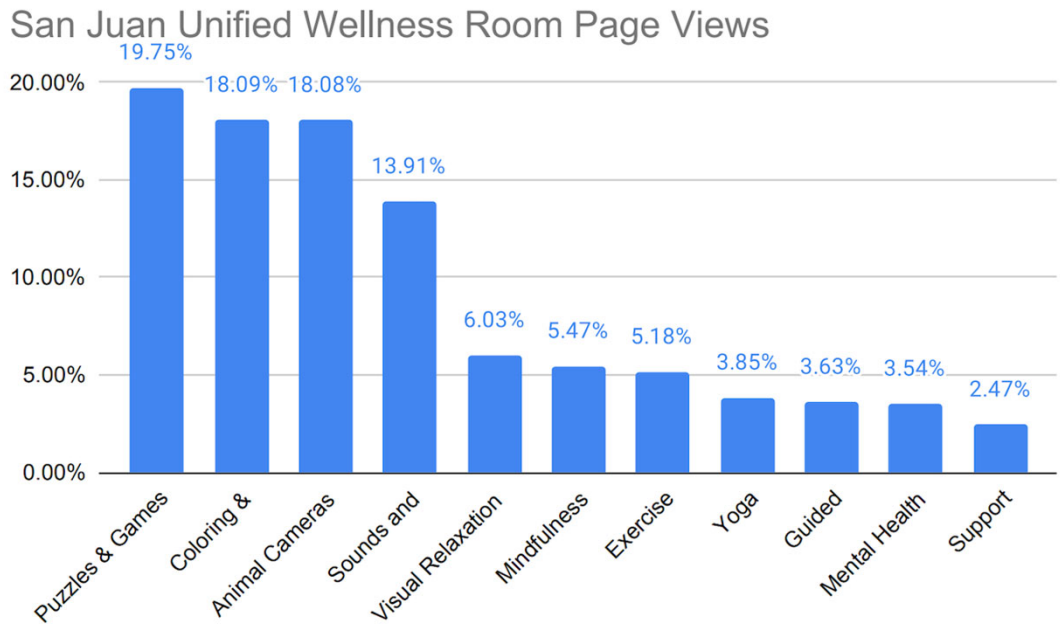
San Juan Unified Wellness Room Page Views
20.00%
15.00%
10.00%
5.00%
0.00%
19.75%
18.09%
18.08%
13.91%
6.03%
5.47%
5.18%
3.85%
3.63%
3.54%
2.47%
Puzzles & Games
Coloring &
Animal Cameras
Sounds and
Visual Relaxation
Mindfulness
Exercise
Yoga
Guided
Mental Health
Support

12



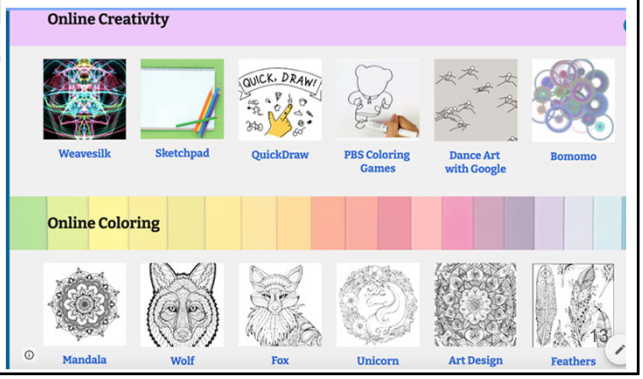

13

Get Help Referrals

- Non-emergency, confidential referral to district supports
- 81 referrals since May 2020
- www.sanjuan.edu/gethelp

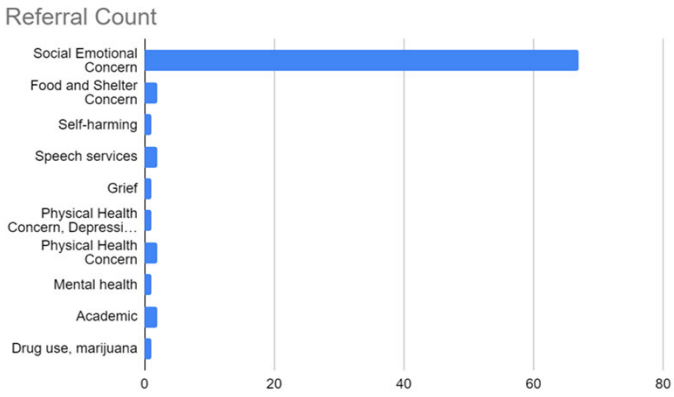

14

Care Solace

San Juan Unified students, families and staff can now find referrals to pre-screened mental health providers through the Care Solace service. A SIMPLE, FAST and SAFE tool for substance abuse and mental health help ~ a TRUSTED community of care in partnership with San Juan Unified School

Key Performance Indicators (KPIs)

	Aug	Sep	Oct	Nov	Dec	Jan	Feb	Total
Inquiries received	101	355	700	426	465	488	434	2969
Communications saved	596	2267	4768	3102	3289	2257	1786	18065
New cases & Warm Handoffs®	24	88	125	60	53	62	34	446
Total appointments into care	6	17	36	29	20	39	30	177
Anonymous searches	18	70	27	40	47	22	107	331

15

Care Solace - Reasons Given for Referrals

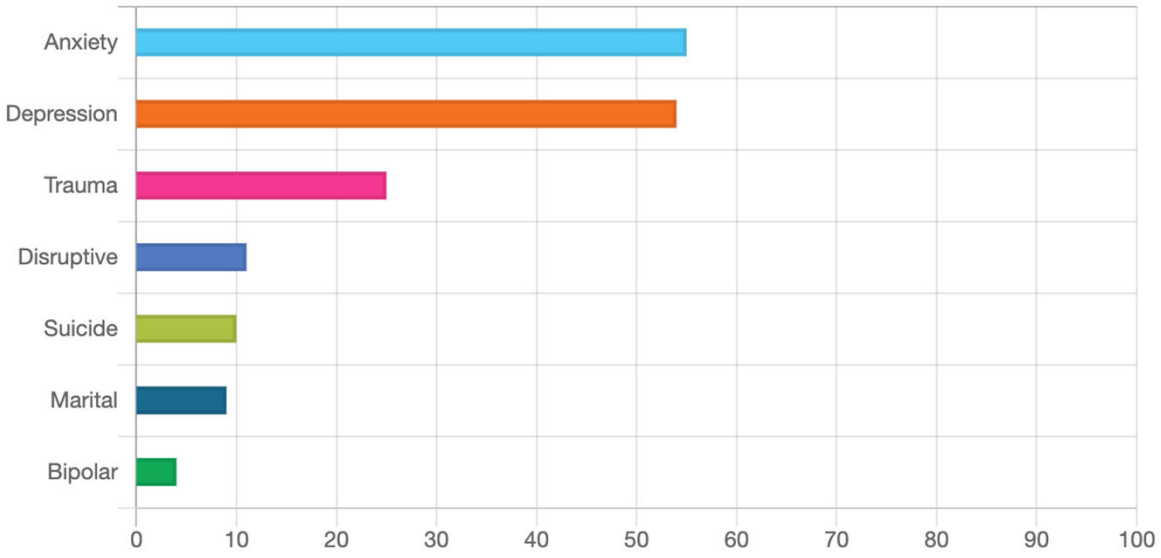

16

Care Solace Usage Demographics

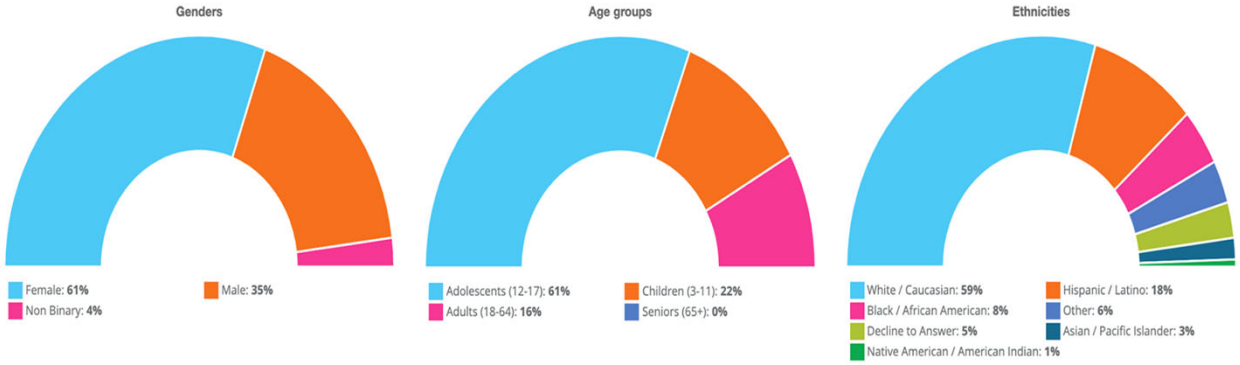

17

Student Support Services

Dominic Covello

18

Restorative Practices



August: ***Creating Restorative Circles*** **(115 Staff)**

Fall and Spring Series: ***Foundations of Restorative Practices, Creating Community and Repairing Relationships*** **(75 Staff)**

19

Positive Behavioral Interventions and Supports (PBIS)

PBIS Distance Learning Support Video for Families

- Distance learning handbook and training modules for parents

https://youtu.be/9jXKZuIOCIw

Trauma Informed Practices for Schools (150+ staff) including COVID-19 trauma



20

Suicide Prevention

Collaborative Suicide Prevention Leadership Team Formed: 12 Social Emotional Support Staff

- **Training of trainers in Mindwise Signs of Suicide (SOS)**
- **Consistent district suicide-risk and safety procedures**
- **Signs of Suicide professional development**
  - **Social emotional support staff**
  - **Teachers and educators**
  - **Parents and community members**

21

Signs of Suicide (SOS) Professional Development

5 SOS Trainings of Trainers

4 SOS Trainings for District Staff

2 SOS Parent/Community Nights

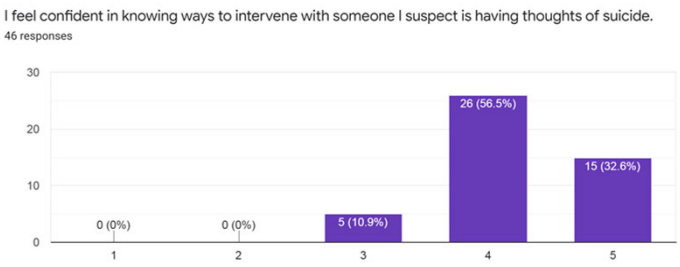

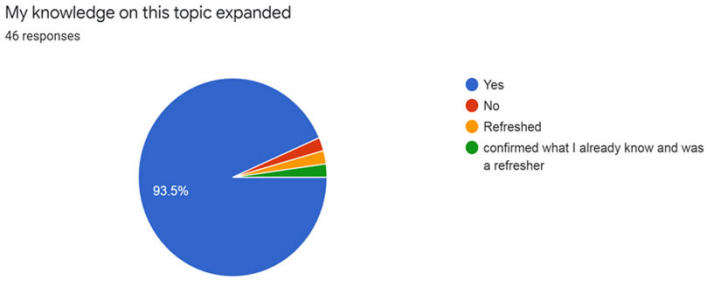

22

White House Counseling Center and County Partnerships



White House Counseling: 6-8 Mental Health Therapists (MHT), interns and licensed program specialist

CalWell Grant (1 MHT)

Contract with Sacramento County Behavioral Health for school-based mental health supports

123 student referrals; 99 students currently served

23

Voices From the Field and Community

Marti Velasco, School Counselor, Sylvan Middle School

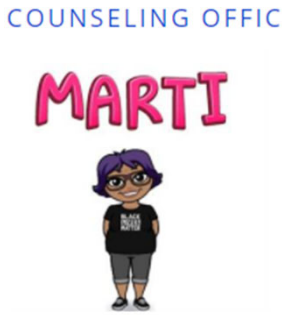

Google Voice or Text: 916.572.6714
Office Phone: 916.971.9783
Email: marti.velasco@sanjuan.edu
School Counselor

SEL Engagement through tier 1 Lessons Using Naviance

Activity	Grade	SEL Competency	% of students as of 2/22/21
Strengths Explorer	6th	Social-awareness, self-awareness, self-management, and relationship skills.	73%
Learning Styles Inventory	7th	Self-awareness.	42%
Creating Personal Social SMART Goal	7th	Self-awareness and self-management.	66%
4 Year Plan /Transition to High School	8th	Self-management and relationship skills.	98%

24

Voices From the Field and Community

Rene Zolondek, Parent



White House Center Lobby

25

Thank you!



26

SAN JUAN UNIFIED SCHOOL DISTRICT
BOARD OF EDUCATION

AGENDA ITEM: I-2

MEETING DATE: 03/09/2021

SUBJECT: Update on Returning to In-Person Learning

CHECK ONE:
For Discussion: ☐
For Action: ☐
Report: ☒
Workshop: ☐
Recognition: ☐
Emergency Action: ☐

DEPARTMENT: Administration

ACTION REQUESTED:
The board will receive an update regarding the district's efforts to offer students an in-person learning option during the COVID-19 pandemic.

RATIONALE/BACKGROUND:
In March 2020, San Juan Unified and other districts throughout the state moved to distance learning models to slow the spread of the COVID-19 virus.

The district has engaged in multiple efforts to return students and staff to classrooms. In July, the district presented a range of instructional models to be implemented as health conditions changed, this included implementing a hybrid in-person learning model when it was safe to return. Based on state guidance at the time, the district entered into an agreement with employee groups to offer the option for all grade levels to return to in-person learning once the county is in the red tier of the state's COVID-19 risk assessment system and stays there for two weeks. Subsequently, on January 14, 2021, the California Department of Public Health released revised guidance on the return to in-person learning.

The district once again engaged in discussions related to the latest guidance. Last week, district staff announced new plans that would offer the option to return to in-person learning for all students once Sacramento County reaches the red tier for five days, and if the red tier is not achieved, self-contained K-6 classes would be offered the option to return to in-person learning by April 5.

ATTACHMENT(S):
N/A

PREVIOUS STAFF/BOARD ACTION:
Board of Education: 02/23/21 (COVID-19 Update)
Board of Education: 02/09/21 (Learning Status Update)
Board of Education: 11/17/20 (Special Education Update)
Board of Education: 10/27/20 (Independent Study/TK-8 Homeschool Update)
Board of Education: 10/13/20 (Learning Model Continuum Update)
Board of Education: 09/22/20 (Summary of Professional Learning Opportunities; Instructional Materials Adoption; Learning Continuity and Attendance Plan)
Board of Education: 09/08/20 (Learning Continuity and Attendance Plan)
Board of Education: 08/25/20 (Start of School)
Board of Education: 08/11/20 (Preparing for Start of School Update)
Board of Education, Special Meeting: 07/16/20 (Providing a Continuum of Safe Instructional Choices to Support Student Learning)
Board of Education: 06/09/20 (COVID-19 Operations Update)
Board of Education: 04/14/20 (COVID-19 Update)

FISCAL IMPACT:
N/A

PREPARED BY: Trent Allen, APR, Senior Director, Community Relations
Melissa Bassanelli, Deputy Superintendent, Schools and Student Support

APPROVED BY: Kent Kern, Superintendent of Schools

SAN JUAN UNIFIED SCHOOL DISTRICT
BOARD OF EDUCATION

AGENDA ITEM: I-3

MEETING DATE: 03/09/2021

SUBJECT: Budget Financial Status Report
2020-21 Second Interim Report

CHECK ONE:
For Discussion: ☐
For Action: ☒
Report: ☐
Workshop: ☐
Recognition: ☐
Emergency Action: ☐

DEPARTMENT: Fiscal Services

ACTION REQUESTED:
The superintendent is recommending that the board review and approve the 2020-21 Second Interim Report and the Budget Revision reflecting projected-year budget totals.

RATIONALE/BACKGROUND:
The San Juan Unified School District is certifying the 2020-21 Second Interim Financial Report as **positive**, with the understanding of the fiduciary responsibility to maintain fiscal solvency for the current and subsequent two fiscal years.

The Second Interim Report reflects actual revenue and expenditures through January 31, 2021, forecasts the remainder of the 2020-21 fiscal year and provides a multiyear budget projection for 2021-22 and 2022-23.

Revenue assumptions used in the multiyear projections are based on projections from the School Services of California. Percent changes to the LCFF formula is zero percent in the current year and estimated to be 3.84% in 2021-22 and 1.28% in 2022-23.

ATTACHMENT(S):
A: Second Interim Budget Book, Executive Summary PowerPoint

BOARD COMMITTEE ACTION/COMMENT:
N/A

PREVIOUS STAFF/BOARD ACTION:
Budget Adoption: 06/09/2020
Unaudited Actuals and 2020-2021 Budget Revisions: 09/08/2020
First Interim Report: 12/15/2020
Superintendent's Cabinet: 03/01/2021

FISCAL IMPACT:
Current Budget: $ N/A
Additional Budget: $ N/A
Funding Source: N/A
(Unrestricted Base, Supplemental, other restricted, etc.)
Current Year Only ☐ Ongoing ☐

LCAP/STRATEGIC PLAN:
Goal: N/A Focus: N/A
Action: N/A

Strategic Plan: N/A

PREPARED BY: Fil Duldulao, Director, Fiscal Services
Kent Stephens, Deputy Superintendent KS

APPROVED BY: Kent Kern, Superintendent of Schools KK

Attachment A

San Juan Unified School District

2020-21 SECOND INTERIM REPORT

WITH MULTI-YEAR PROJECTIONS
POSITIVE CERTIFICATION

Presented to the Board of Education
March 9, 2021





3738 Walnut Avenue
Carmichael, CA 95608
www.sanjuan.edu

SAN JUAN UNIFIED SCHOOL DISTRICT

2020-21 Second Interim

TABLE OF CONTENTS

Board of Education and Administration 4
Overview and Introduction 5
General Fund 10
Unrestricted General Fund 11
Targeted Supplemental 13
Restricted 14
SACS Financial Detail 15
FORM
01 General Fund/County School Service Fund 15
09 Charter Schools Special Revenue Fund 40
10 Special Education Pass-Through Fund 48
11 Adult Education Fund 52
12 Child Development Fund 59
13 Cafeteria Special Revenue Fund 66
14 Deferred Maintenance Fund 73
21 Building Fund 79
25 Capital Facilities Fund 86
35 County Schools Facilities Fund 93
40 Special Reserve Fund for Capital Outlay Projects 100
51 Bond Interest and Redemption Fund 107
67 Self-Insurance Fund 112
AI Average Daily Attendance 118
CASH Cashflow Worksheet 122
CI Interim Certification 126
MYPI Multiyear Projections – General Fund 129
MultiYear Projections Planning Factors and Details* 135
Planning Factors* 135
Unrestricted and Restricted 2 Digit Detail* 142
01CSI Criteria and Standards Review 144

*Non SACS forms

GOVERNANCE BOARD

As of March 9, 2021



Michael McKibbin, Ed.D.	**Saul Hernandez**	**Pam Costa**	**Zima Creason**	**Paula Villescaz**	**Kent Kern**
Vice President	*Member*	*Member*	*Clerk*	*President*	*Superintendent*

DOCUMENT PREPARATION

Kent Stephens
Deputy Superintendent

Fil Duldulao
Director, Fiscal Services

Susan Kane
Director, Business Support Services

Barbara Gross
Manager, Fiscal Services

Pattie Colvin
Manager, Fiscal Services

Velma McIntyre
Budget Analyst

Sharon Rew
Position Control Specialist

Dina Geiss
Coordinator, Training and Support

Deryn Campbell
Associate Budget Analyst

Laura Longo
Administrative Assistant

OVERVIEW AND INTRODUCTION

FINANCIAL OVERVIEW

The San Juan Unified School District financial status is comprised of three major components: (1) Fund Balance (Ending and Beginning Balance); (2) Revenues; and (3) Expenditures. Estimates in the Second Interim Report are based on actual activity through January 31, 2021. The district certifies this report as **Positive**. The 2021-22 budget will be presented to the board in June 2021.

DISTRICT MISSION

Valuing diversity and excellence, the San Juan Unified School District's mission is to educate and inspire each student to succeed and responsibly contribute to a radically evolving world by providing innovative, rigorous, student-focused instruction and programs in a safe, caring, and collaborative learning community.

SHARED BELIEFS

We Believe That:

- Every person is unique and has equal worth.
- Everyone can and will learn.
- People learn in different ways and at varied paces.
- Education is the shared responsibility of students, families, teachers, staff and community.
- Quality education expands opportunities throughout a person's life.
- Challenging people to meet high expectations leads to exceptional learning and remarkable results.
- Nurturing relationships and healthy environments are necessary for individuals to thrive.
- Diversity is a valuable asset that strengthens and enriches our community.
- Personal development and community well-being depend on individual responsibility.
- Everyone benefits when people willingly contribute to the well-being of others.
- Honesty and integrity are essential to build trusting relationships.
- Access to quality public education is essential to our democracy.

CORE COMMITMENTS

- Prioritize resources to close achievement gaps, improve teaching and learning, recruit and retain high quality employees and help all students reach their potential.
- Provide sound fiscal stewardship of community resources.
- Build trust by sharing useful, transparent fiscal information.
- Adopt a budget that consistently balances on-going revenues and expenditures to avoid a structural deficit.
- Preserve an ending fund balance that ensures integrity and stability of the district.

CORE MESSAGES

- Governor Newsom released his proposed 2021-22 budget on January 10th. Although the fiscal health of the state is much better than expected just a few months ago, it continues to be volatile and highly dependent on capital gains and personal income tax of the wealthy.
- The proposal includes a 3.84% compounded COLA (2.31% for 2020-21 and 1.50% for 2021-22) and $4.6 billion to support expanded learning time and academic intervention grants.
- Deferrals to the 2020-21 base apportionment remain in place creating strain on the district's cash management. However, the state is expected to begin to distribute additional federal stimulus funds (ESSER II) to support in-person instruction.
- The district will not be eligible for concentration grant funds this year or next year.
- The district will continue to exercise caution and flexibility in long-term fiscal planning.

SACRAMENTO COUNTY OFFICE OF EDUCATION (SCOE)

The Sacramento County Office of Education (SCOE) reviews all district budgets and interim budget reports. SCOE has an oversight obligation to monitor the district's long-term fiscal health as prescribed in AB 1200. SCOE has provided the following guidance:

- The level of LCFF funding is subject to economic conditions as well as political decisions by the governor and legislature. The State Fiscal Health Index (published by the LAO) has been in decline the last four months, indicating greater risk for an economic slowdown.
- Re-evaluate spending priorities to address student achievement and begin new initiatives only if long-term solvency can be maintained (avoid cycles of additions and reductions).
- Exercise caution and maintain flexibility in collective bargaining process. Neighboring districts have widely divergent levels of funding. Consider increases to pension rates, rising health care costs, and the implementation of the Affordable Care Act (ACA).
- Maintain reserves much greater than the minimum requirement.
- Support on-going expenditures with on-going revenues.

2020-21 SIGNIFICANT CHANGES SINCE BUDGET ADOPTION

The district has made changes to major planning factors since budget adoption.

	2020-21		2021-22		2022-23	
	Adopted	2nd Interim	Projected	2nd Interim	Projected	2nd Interim
Funded ADA	37,342	37,509	37,497	37,199	37,497	36,885
Increase/(Decrease)	*(129)*	*(55)*	*155*	*(310)*	*0*	*(314)*
Funded COLA	-7.92%	0.00%	0.00%	3.84%	0.00%	1.28%
LCFF $/ADA (Avg.)	9,016	9,745	9,041	10,112	9,041	10,253
Increase/(Decrease)	*-7.86%*		*0.28%*		*0%*	
STRS Rate	16.15%	16.15%	16.02%	15.92%	18.10%	18.00%
Increase/(Decrease)	*-0.95%*	*-0.95%*	*-0.13%*	*-0.23%*	*2.08%*	*2.08%*
PERS Rate	20.70%	20.70%	22.84%	23.00%	25.50%	26.30%
Increase/(Decrease)	*0.98%*	*0.98%*	*2.14%*	*2.30%*	*2.66%*	*3.30%*
Medical Ins. Increase	6.50%	1.50%	7.75%	4.00%	7.75%	7.50%

2020-21 REVISED BUDGET

ALL FUNDS

FUND	Beginning Balance	Revenues	Expenses	Other Financing	Surplus/ (Deficit)	Ending Balance
Supplemental/Concentrn	4,330,412	34,781,452	35,966,828	(9,529)	(1,194,905)	3,135,507
Base / Other	47,031,634	339,524,019	272,272,214	(58,816,026)	8,435,779	55,467,413
Total Unrestricted	51,362,046	374,305,471	308,239,042	(58,825,555)	7,240,874	58,602,920
Total Restricted	26,964,387	140,151,567	195,934,648	48,178,835	(7,604,246)	19,360,141
GENERAL FUND	**78,326,434**	**514,457,038**	**504,173,690**	**(10,646,720)**	**(363,372)**	**77,963,062**
Charter Schools	1,317,937	3,351,034	3,290,778	(237,828)	(177,572)	1,140,365
SPED (SELPA)	0	4,791,286	4,791,286	0	0	0
Adult Education	1,733,310	3,502,101	3,666,053	(90,300)	(254,252)	1,479,058
Child Development	2,558,674	20,768,042	25,425,116	2,915,000	(1,742,074)	816,600
Cafeteria	4,002,886	5,882,807	12,320,234	3,667,225	(2,770,202)	1,232,684
Deferred Maintenance	1,223,133	7,000	2,430,132	2,000,000	(423,132)	800,001
SPECIAL REVENUE	**10,835,940**	**38,302,270**	**51,923,599**	**8,254,097**	**(5,367,232)**	**5,468,708**
Building	98,739,573	2,287,014	162,613,452	184,150,625	23,824,187	122,563,760
Capital Facilities	964,664	1,456,000	650,520	0	805,480	1,770,144
County School Facilities	482	3,142,895	0	(3,141,743)	1,152	1,634
Special (Prop 39)	146,247	267	87,727	0	(87,460)	58,787
CAPITAL PROJECTS	**99,850,966**	**6,886,176**	**163,351,699**	**181,008,882**	**24,543,359**	**124,394,325**
SELF INSURANCE	**36,651,676**	**20,482,089**	**21,801,199**	**2,000,000**	**680,890**	**37,332,566**
TOTAL	**225,665,015**	**580,127,573**	**741,250,187**	**180,616,259**	**19,493,645**	**245,158,660**

2020-21 REVISED BUDGET

UNRESTRICTED GENERAL FUND

	Adopted Budget	Budget Act	1st Interim	2nd Interim	Estimated Actuals	Unaudited Actuals
Revenues	**345,392,477**	**375,981,885**	**376,600,180**	**374,305,471**		
Expenses						
Salaries/Benefits	292,016,756	292,024,072	288,845,862	285,331,609		
Other Expenditures	21,893,712	21,886,275	23,905,978	23,905,978		
Total Expenses	**313,910,468**	**313,910,347**	**312,751,840**	**308,239,042**		
Other Financing	**(55,481,929)**	**(54,201,982)**	**(55,702,494)**	**(58,825,555)**		
Surplus/(Deficit)	**(23,999,920)**	**7,869,556**	**8,145,846**	**7,240,874**		
Beginning Balance	**40,760,784**	**51,362,046**	**51,362,046**	**51,362,046**		
Ending Balance	**16,760,864**	**59,231,602**	**59,507,892**	**58,602,920**		
Assigned	13,008,305	16,334,787	16,204,019	14,697,507		
Unassigned	3,752,559	42,896,815	43,303,873	43,905,413		

UNRESTRICTED WITH SUPPLEMENTAL BREAKOUT

	Adopted Budget			Second Interim Report		
	Supplemental Concentration	Base All Other	Total	Supplemental Concentration	Base All Other	Total
Revenues	**33,435,489**	**311,956,988**	**345,392,477**	**34,781,452**	**339,524,019**	**374,305,471**
Expenses						
Salaries/Benefits	28,778,158	263,238,598	292,016,756	27,923,551	257,408,058	285,331,609
Other Expenditures	6,506,507	15,387,205	21,893,712	8,043,277	14,864,156	22,907,433
Total Expenses	**35,284,665**	**278,625,803**	**313,910,468**	**35,966,828**	**272,272,214**	**308,239,042**
Other Financing	**(9,529)**	**(55,472,400)**	**(55,481,929)**	**(9,529)**	**(58,816,026)**	**(58,825,555)**
Surplus/(Deficit)	**(1,858,705)**	**(22,141,215)**	**(23,999,920)**	**(1,194,905)**	**8,435,779**	**7,240,874**
Beginning Balance	**4,095,010**	**36,665,774**	**40,760,784**	**4,330,412**	**47,031,634**	**51,362,046**
Ending Balance	**2,236,305**	**14,524,559**	**16,760,864**	**3,135,507**	**55,467,413**	**58,602,920**
Assigned	2,236,305	10,772,000	13,008,305	3,135,507	11,562,000	14,697,507
Unassigned		3,752,559	3,752,559		43,905,413	43,905,413

2021-23 MULTI-YEAR PROJECTIONS

The district primarily uses estimates from the Department of Finance (DOF) to project LCFF revenue growth in 2021-22 and 2022-23. The district Facilities Department provides enrollment estimates, which are used to calculate Average Daily Attendance (ADA), the basis of state funding. Operating costs for future years are projected using historical patterns, statistical probabilities, and projected cost of living adjustments (COLA's). Significant expenditure assumptions include; salaries, seniority and retirement of employees, healthcare and other benefit costs, public pension plans (STRS and PERS), utilities, property and liability insurance, etc.

UNRESTRICTED GENERAL FUND (includes base and supplemental)

	2021-22		2022-23	
	Adopted Budget	Second Interim	Adopted Budget	Second Interim
Revenues	**347,697,449**	**385,061,974**	**345,990,597**	**387,130,358**
Expenses				
Salaries/Benefits	299,718,299	292,657,466	310,828,455	301,860,086
Other Expenditures	22,008,533	23,051,662	22,142,730	23,868,670
Total Expenses	**321,726,832**	**315,709,128**	**332,971,185**	**325,728,756**
Other Financing	**(57,518,793)**	**(57,935,761)**	**(60,115,526)**	**(60,848,215)**
Surplus/(Deficit)	**(31,548,176)**	**11,417,085**	**(47,096,114)**	**553,387**
Beginning Balance	**16,760,864**	**58,602,920**	**(14,787,312)**	**70,020,005**
Ending Balance	**(14,787,312)**	**70,020,005**	**(61,883,426)**	**70,573,392**
Assigned	(12,513,050)	14,483,371	(11,310,741)	14,936,950
Unassigned	(27,300,362)	55,536,634	(73,194,167)	55,636,442
Change in Unassigned	*(44,955,697)*	24,406,396	(45,893,805)	99,808

PROPOSITION 55

Proposition 55 was passed by California voters on November 8, 2016. It extends the temporary income tax increases enacted with the passage of Proposition 30 in 2012. Proposition 30 expired at the end of 2018 and Proposition 55 began in January 2019. State revenue from Proposition 55 is estimated to be between $4 and $9 billion, similar to the amount generated by Proposition 30. It is not expected to infuse new, additional funds into the K-14 system, but simply replace funds lost due to the expiration of Proposition 30. The multi-year projection for 2021-22 in this document estimates the continuation of these state resources.

GENERAL FUND

TOTAL

he General Fund is used to account for the ordinary operations of the district. It consists of two primary components; the Unrestricted General Fund and the Restricted General Fund

	2019-20 Actuals	2020-21 2nd Interim	2021-22 Projected	2022-23 Projected
REVENUES				
LCFF Base	332,535,302	332,475,511	342,063,473	343,820,503
LCFF Supplemental	36,297,202	34,781,452	35,859,487	36,102,375
Federal	29,540,268	68,540,805	32,350,206	31,842,590
Other State	75,707,595	73,181,794	68,862,911	69,005,856
Other Local	7,577,685	5,477,476	5,654,068	5,654,068
TOTAL REVENUES	**481,658,052**	**514,457,038**	**484,790,145**	**486,425,392**
EXPENSES				
Certificated Salaries	207,899,457	211,505,911	205,757,499	206,609,078
Classified Salaries	69,669,804	69,205,080	69,742,973	71,131,139
Employee Benefits	150,068,242	145,204,410	147,526,708	159,073,312
Books and Supplies	18,698,978	45,589,611	24,760,234	23,993,285
Services and Operating	25,787,690	32,083,492	25,574,510	26,241,804
Capital Outlay	593,360	897,544	715,544	715,544
Other	(35,468)	(312,358)	(305,723)	(196,801)
TOTAL EXPENSES	**472,682,063**	**504,173,690**	**473,771,745**	**487,567,361**
OTHER FINANCING[1]	**(13,498,635)**	**(10,646,720)**	**(4,231,720)**	**(4,231,720)**
INCREASE/(DECREASE)	**(4,522,646)**	**(363,372)**	**6,786,680**	**(5,373,689)**
BEGINNING BALANCE	**82,849,080**	**78,326,434**	**77,963,062**	**84,749,741**
ENDING BALANCE	**78,326,434**	**77,963,062**	**84,749,741**	**79,376,052**

[1]Other Financing includes Sources (primarily transfers from another fund), Uses (primarily transfers to another fund) and Contributions (primarily from the Unrestricted General Fund to support other programs).

GENERAL FUND

UNRESTRICTED –TOTAL

The Unrestricted portion of the General Fund is used to account for activities that are funded with revenues that have no legal restrictions, and may be spent "generally". Most day-to-day operations are accounted for here.

	2019-20 Actuals	2020-21 2nd Interim	2021-22 Projected	2022-23 Projected
REVENUES				
LCFF Base	330,750,718	330,768,659	340,291,078	342,048,108
LCFF Supplemental	36,297,202	34,781,452	35,859,487	36,102,375
Federal	0	0	0	0
Other State	11,933,682	7,387,084	7,607,309	7,675,775
Other Local	3,099,745	1,368,276	1,304,100	1,304,100
TOTAL REVENUES	**382,081,347**	**374,305,471**	**385,061,974**	**387,130,358**
EXPENSES				
Certificated Salaries	165,530,817	159,622,527	162,328,750	162,719,623
Classified Salaries	40,529,970	39,985,649	41,084,888	42,132,049
Employee Benefits	89,099,649	85,723,433	89,243,828	97,008,414
Books and Supplies	4,955,829	8,523,801	8,521,032	8,604,267
Services and Operating	16,505,466	20,803,811	20,122,500	20,870,895
Capital Outlay	22,000	199,761	17,761	17,761
Other	(4,224,382)	(6,619,940)	(5,609,631)	(5,624,253)
TOTAL EXPENSES	**312,419,348**	**308,239,042**	**315,709,128**	**325,728,756**
OTHER FINANCING[1]	**(63,445,887)**	**(58,825,555)**	**(57,935,761)**	**(60,848,215)**
INCREASE/(DECREASE)	**6,216,111**	**7,240,874**	**11,417,085**	**553,387**
BEGINNING BALANCE	**45,145,935**	**51,362,046**	**58,602,920**	**70,020,005**
ENDING BALANCE	**51,362,046**	**58,602,920**	**70,020,005**	**70,573,392**

[1]Other Financing includes Sources (primarily transfers from another fund), Uses (primarily transfers to another fund) and Contributions (primarily from the Unrestricted General Fund to support other programs).

GENERAL FUND

UNRESTRICTED – WITHOUT SUPPLEMENTAL GRANT

This portion of the Unrestricted General Fund is generally referred to as the Base Program. These funds are used to provide basic instructional and support services to all students. Most day to day operations are accounted for here.

	2019-20 Actuals	2020-21 2nd Interim	2021-22 Projected	2022-23 Projected
REVENUES				
LCFF Base	330,750,718	330,768,659	340,291,078	342,048,108
LCFF Supplemental				
Federal	0			
Other State	11,933,682	7,387,084	7,607,309	7,675,775
Other Local	3,099,745	1,368,276	1,304,100	1,304,100
TOTAL REVENUES	**345,784,145**	**339,524,019**	**349,202,487**	**351,027,983**
EXPENSES				
Certificated Salaries	148,142,280	143,890,643	146,311,373	146,876,881
Classified Salaries	36,845,596	36,154,663	37,272,275	38,285,122
Employee Benefits	80,248,313	77,362,752	80,562,412	87,690,150
Books and Supplies	4,077,061	6,169,618	6,171,245	6,191,109
Services and Operating	13,373,964	16,649,061	17,165,686	17,914,081
Capital Outlay	22,000	199,761	17,761	17,761
Other	(5,461,457)	(8,154,284)	(7,120,718)	(7,160,615)
TOTAL EXPENSES	**277,247,756**	**272,272,214**	**280,380,034**	**289,814,489**
OTHER FINANCING[1]	**(60,437,235)**	**(58,816,026)**	**(57,926,232)**	**(60,838,686)**
INCREASE/(DECREASE)	**8,099,153**	**8,435,779**	**10,896,221**	**374,808**
BEGINNING BALANCE	**38,932,481**	**47,031,634**	**55,467,413**	**66,363,634**
ENDING BALANCE	**47,031,634**	**55,467,413**	**66,363,634**	**66,738,442**

[1]Other Financing includes Sources (primarily transfers from another fund), Uses (primarily transfers to another fund) and Contributions (primarily from the Unrestricted General Fund to support other programs).

GENERAL FUND

UNRESTRICTED – SUPPLEMENTAL GRANT

The Local Control Funding Formula includes a Supplemental grant that is legally unrestricted, but is intended to be spent to improve and increase services to low-income students, English learners, and foster youth. It is a portion of the Unrestricted General Fund.

	2019-20 Actuals	2020-21 2nd Interim	2021-22 Projected	2022-23 Projected
REVENUES				
LCFF Base				
LCFF Supplemental	36,297,202	34,781,452	35,859,487	36,102,375
Federal				
Other State				
Other Local				
TOTAL REVENUES	**36,297,202**	**34,781,452**	**35,859,487**	**36,102,375**
EXPENSES				
Certificated Salaries	17,388,537	15,731,884	16,017,377	15,842,742
Classified Salaries	3,684,373	3,830,986	3,812,613	3,846,927
Employee Benefits	8,851,336	8,360,681	8,681,416	9,318,264
Books and Supplies	878,768	2,354,183	2,349,787	2,413,158
Services and Operating	3,131,502	4,154,750	2,956,814	2,956,814
Capital Outlay	0	0	0	0
Other	1,237,075	1,534,344	1,511,087	1,536,362
TOTAL EXPENSES	**35,171,592**	**35,966,828**	**35,329,094**	**35,914,267**
OTHER FINANCING[1]	**(3,008,652)**	**(9,529)**	**(9,529)**	**(9,529)**
INCREASE/(DECREASE)	**(1,883,042)**	**(1,194,905)**	**520,864**	**178,579**
BEGINNING BALANCE	**6,213,454**	**4,330,412**	**3,135,507**	**3,656,371**
ENDING BALANCE	**4,330,412**	**3,135,507**	**3,656,371**	**3,834,950**

[1]Other Financing includes Sources (primarily transfers from another fund), Uses (primarily transfers to another fund) and Contributions (primarily from the Unrestricted General Fund to support other programs).

GENERAL FUND

RESTRICTED

The Restricted portion of the General Fund is used to account for ordinary activities that are funded with legally restricted revenues, for a very specific purpose. Such restricted funds include; Title 1, Title II, IDEA (Special Education), and state lottery revenues.

	2019-20 Actuals	2020-21 2nd Interim	2021-22 Projected	2022-23 Projected
REVENUES				
LCFF Base	1,784,584	1,706,852	1,772,395	1,772,395
LCFF Supplemental				
Federal	29,540,268	68,540,805	32,350,206	31,842,590
Other State	63,773,913	65,794,710	61,255,602	61,330,081
Other Local	4,477,940	4,109,200	4,349,968	4,349,968
TOTAL REVENUES	**99,576,706**	**140,151,567**	**99,728,171**	**99,295,034**
EXPENSES				
Certificated Salaries	42,368,640	51,883,384	43,428,749	43,889,455
Classified Salaries	29,139,834	29,219,431	28,658,085	28,999,090
Employee Benefits	60,968,593	59,480,977	58,282,880	62,064,898
Books and Supplies	13,743,149	37,065,810	16,239,202	15,389,018
Services and Operating	9,282,224	11,279,681	5,452,010	5,370,909
Capital Outlay	571,360	697,783	697,783	697,783
Other	4,188,914	6,307,582	5,303,908	5,427,452
TOTAL EXPENSES	**160,262,715**	**195,934,648**	**158,062,617**	**161,838,605**
OTHER FINANCING[1]	**49,947,252**	**48,178,835**	**53,704,041**	**56,616,495**
INCREASE/(DECREASE)	**(10,738,757)**	**(7,604,246)**	**(4,630,405)**	**(5,927,076)**
BEGINNING BALANCE	**37,703,144**	**26,964,387**	**19,360,141**	**14,729,736**
ENDING BALANCE	**26,964,387**	**19,360,141**	**14,729,736**	**8,802,660**

[1]Other Financing includes Sources (primarily transfers from another fund), Uses (primarily transfers to another fund) and Contributions (primarily from the Unrestricted General Fund to support other programs).

Description	Resource Codes	Object Codes	Original Budget (A)	Board Approved Operating Budget (B)	Actuals To Date (C)	Projected Year Totals (D)	Difference (Col B & D) (E)	% Diff (E/B) (F)
A. REVENUES								
1) LCFF Sources		8010-8099	336,672,339.00	367,246,847.00	206,004,644.93	365,550,111.00	(1,696,736.00)	-0.5%
2) Federal Revenue		8100-8299	0.00	0.00	0.00	0.00	0.00	0.0%
3) Other State Revenue		8300-8599	6,771,578.00	7,438,389.00	3,488,082.01	7,387,084.00	(51,305.00)	-0.7%
4) Other Local Revenue		8600-8799	1,948,560.00	1,914,944.00	964,161.06	1,368,276.00	(546,668.00)	-28.5%
5) TOTAL, REVENUES			345,392,477.00	376,600,180.00	210,456,888.00	374,305,471.00		
B. EXPENDITURES								
1) Certificated Salaries		1000-1999	161,823,810.00	161,017,877.00	84,236,963.83	159,622,527.00	1,395,350.00	0.9%
2) Classified Salaries		2000-2999	41,419,952.00	40,819,725.00	21,391,626.63	39,985,649.00	834,076.00	2.0%
3) Employee Benefits		3000-3999	88,772,994.00	87,008,260.00	44,673,291.19	85,723,433.00	1,284,827.00	1.5%
4) Books and Supplies		4000-4999	6,644,087.00	10,032,772.00	1,144,185.42	8,523,801.00	1,508,971.00	15.0%
5) Services and Other Operating Expenditures		5000-5999	21,176,487.00	20,387,912.00	9,433,175.88	20,803,811.00	(415,899.00)	-2.0%
6) Capital Outlay		6000-6999	0.00	147,000.00	0.00	199,761.00	(52,761.00)	-35.9%
7) Other Outgo (excluding Transfers of Indirect Costs)		7100-7299 7400-7499	613,293.00	1,010,405.00	690,579.29	1,010,405.00	0.00	0.0%
8) Other Outgo - Transfers of Indirect Costs		7300-7399	(6,540,155.00)	(7,672,111.00)	(593,217.57)	(7,630,345.00)	(41,766.00)	0.5%
9) TOTAL, EXPENDITURES			313,910,468.00	312,751,840.00	160,976,604.67	308,239,042.00		
C. EXCESS (DEFICIENCY) OF REVENUES OVER EXPENDITURES BEFORE OTHER FINANCING SOURCES AND USES (A5 - B9)			31,482,009.00	63,848,340.00	49,480,283.33	66,066,429.00		
D. OTHER FINANCING SOURCES/USES								
1) Interfund Transfers								
a) Transfers In		8900-8929	0.00	0.00	0.00	0.00	0.00	0.0%
b) Transfers Out		7600-7629	227,872.00	1,727,872.00	9,529.00	3,727,872.00	(2,000,000.00)	-115.7%
2) Other Sources/Uses								
a) Sources		8930-8979	0.00	0.00	0.00	0.00	0.00	0.0%
b) Uses		7630-7699	0.00	0.00	0.00	0.00	0.00	0.0%
3) Contributions		8980-8999	(55,254,057.00)	(53,974,622.00)	(2,447,401.00)	(55,097,683.00)	(1,123,061.00)	2.1%
4) TOTAL, OTHER FINANCING SOURCES/USES			(55,481,929.00)	(55,702,494.00)	(2,456,930.00)	(58,825,555.00)		

Description	Resource Codes	Object Codes	Original Budget (A)	Board Approved Operating Budget (B)	Actuals To Date (C)	Projected Year Totals (D)	Difference (Col B & D) (E)	% Diff (E/B) (F)
E. NET INCREASE (DECREASE) IN FUND BALANCE (C + D4)			(23,999,920.00)	8,145,846.00	47,023,353.33	7,240,874.00		
F. FUND BALANCE, RESERVES								
1) Beginning Fund Balance								
a) As of July 1 - Unaudited		9791	52,103,663.72	52,103,663.72		52,103,663.72	0.00	0.0%
b) Audit Adjustments		9793	0.00	0.00		0.00	0.00	0.0%
c) As of July 1 - Audited (F1a + F1b)			52,103,663.72	52,103,663.72		52,103,663.72		
d) Other Restatements		9795	(741,618.00)	(741,618.00)		(741,618.00)	0.00	0.0%
e) Adjusted Beginning Balance (F1c + F1d)			51,362,045.72	51,362,045.72		51,362,045.72		
2) Ending Balance, June 30 (E + F1e)			27,362,125.72	59,507,891.72		58,602,919.72		
Components of Ending Fund Balance								
a) Nonspendable								
Revolving Cash		9711	205,000.00	205,000.00		205,000.00		
Stores		9712	150,000.00	150,000.00		150,000.00		
Prepaid Items		9713	145,000.00	145,000.00		145,000.00		
All Others		9719	0.00	0.00		0.00		
b) Restricted		9740	0.00	0.00		0.00		
c) Committed								
Stabilization Arrangements		9750	0.00	0.00		0.00		
Other Commitments		9760	0.00	0.00		0.00		
d) Assigned								
Other Assignments		9780	2,998,305.00	5,344,019.00		3,897,507.00		
Strategic Plan	0000	9780	*762,000.00*					
LCFF Supplemental	0000	9780	*2,236,305.00*					
Strategic Plan	0000	9780		*762,000.00*				
LCFF Supplemental	0000	9780		*4,582,019.00*				
Strategic Plan	0000	9780				*762,000.00*		
LCFF Supplemental	0000	9780				*3,135,507.00*		
e) Unassigned/Unappropriated								
Reserve for Economic Uncertainties		9789	9,510,000.00	10,360,000.00		10,300,000.00		
Unassigned/Unappropriated Amount		9790	14,353,820.72	43,303,872.72		43,905,412.72		

Description	Resource Codes	Object Codes	Original Budget (A)	Board Approved Operating Budget (B)	Actuals To Date (C)	Projected Year Totals (D)	Difference (Col B & D) (E)	% Diff (E/B) (F)
LCFF SOURCES								
Principal Apportionment State Aid - Current Year		8011	187,769,618.00	207,405,411.00	113,331,655.00	200,045,376.00	(7,360,035.00)	-3.5%
Education Protection Account State Aid - Current Year		8012	60,422,053.00	72,559,574.00	36,279,787.00	72,559,574.00	0.00	0.0%
State Aid - Prior Years		8019	0.00	0.00	0.00	0.00	0.00	0.0%
Tax Relief Subventions Homeowners' Exemptions		8021	859,452.00	863,461.00	426,617.65	844,657.00	(18,804.00)	-2.2%
Timber Yield Tax		8022	0.00	20.00	0.00	0.00	(20.00)	-100.0%
Other Subventions/In-Lieu Taxes		8029	0.00	0.00	0.00	0.00	0.00	0.0%
County & District Taxes Secured Roll Taxes		8041	92,718,214.00	92,315,206.00	52,990,898.29	96,982,588.00	4,667,382.00	5.1%
Unsecured Roll Taxes		8042	2,737,916.00	3,385,460.00	3,489,012.95	2,963,916.00	(421,544.00)	-12.5%
Prior Years' Taxes		8043	639,894.00	921,538.00	1,305,309.79	785,708.00	(135,830.00)	-14.7%
Supplemental Taxes		8044	3,714,888.00	2,085,802.00	689,281.99	3,775,579.00	1,689,777.00	81.0%
Education Revenue Augmentation Fund (ERAF)		8045	14,247,735.00	13,651,346.00	10,531,870.99	15,251,608.00	1,600,262.00	11.7%
Community Redevelopment Funds (SB 617/699/1992)		8047	24,339.00	166,100.00	0.00	166,100.00	0.00	0.0%
Penalties and Interest from Delinquent Taxes		8048	0.00	0.00	0.00	0.00	0.00	0.0%
Miscellaneous Funds (EC 41604) Royalties and Bonuses		8081	0.00	0.00	0.00	0.00	0.00	0.0%
Other In-Lieu Taxes		8082	0.00	29,803.00	1,504.27	0.00	(29,803.00)	-100.0%
Less: Non-LCFF (50%) Adjustment		8089	0.00	(14,901.00)	0.00	0.00	14,901.00	-100.0%
Subtotal, LCFF Sources			363,134,109.00	393,368,820.00	219,045,937.93	393,375,106.00	6,286.00	0.0%
LCFF Transfers								
Unrestricted LCFF Transfers - Current Year	0000	8091	0.00	0.00	0.00	0.00	0.00	0.0%
All Other LCFF Transfers - Current Year	All Other	8091	0.00	0.00	0.00	0.00	0.00	0.0%
Transfers to Charter Schools in Lieu of Property Taxes		8096	(26,461,770.00)	(26,121,973.00)	(13,041,293.00)	(27,824,995.00)	(1,703,022.00)	6.5%
Property Taxes Transfers		8097	0.00	0.00	0.00	0.00	0.00	0.0%
LCFF/Revenue Limit Transfers - Prior Years		8099	0.00	0.00	0.00	0.00	0.00	0.0%
TOTAL, LCFF SOURCES			336,672,339.00	367,246,847.00	206,004,644.93	365,550,111.00	(1,696,736.00)	-0.5%
FEDERAL REVENUE								
Maintenance and Operations		8110	0.00	0.00	0.00	0.00	0.00	0.0%
Special Education Entitlement		8181	0.00	0.00	0.00	0.00		
Special Education Discretionary Grants		8182	0.00	0.00	0.00	0.00		
Child Nutrition Programs		8220	0.00	0.00	0.00	0.00		
Donated Food Commodities		8221	0.00	0.00	0.00	0.00		
Forest Reserve Funds		8260	0.00	0.00	0.00	0.00	0.00	0.0%
Flood Control Funds		8270	0.00	0.00	0.00	0.00	0.00	0.0%
Wildlife Reserve Funds		8280	0.00	0.00	0.00	0.00	0.00	0.0%
FEMA		8281	0.00	0.00	0.00	0.00	0.00	0.0%
Interagency Contracts Between LEAs		8285	0.00	0.00	0.00	0.00	0.00	0.0%
Pass-Through Revenues from Federal Sources		8287	0.00	0.00	0.00	0.00		
Title I, Part A, Basic	3010	8290						
Title I, Part D, Local Delinquent Programs	3025	8290						
Title II, Part A, Supporting Effective Instruction	4035	8290						

Description	Resource Codes	Object Codes	Original Budget (A)	Board Approved Operating Budget (B)	Actuals To Date (C)	Projected Year Totals (D)	Difference (Col B & D) (E)	% Diff (E/B) (F)
Title III, Part A, Immigrant Student Program	4201	8290						
Title III, Part A, English Learner Program	4203	8290						
Public Charter Schools Grant Program (PCSGP)	4610	8290						
Other NCLB / Every Student Succeeds Act	3020, 3040, 3041, 3045, 3060, 3061, 3110, 3150, 3155, 3177, 3180, 3181, 3182, 3185, 4037, 4050, 4123, 4124, 4126, 4127, 4128, 5510, 5630	8290						
Career and Technical Education	3500-3599	8290						
All Other Federal Revenue	All Other	8290	0.00	0.00	0.00	0.00	0.00	0.0%
TOTAL, FEDERAL REVENUE			0.00	0.00	0.00	0.00	0.00	0.0%
OTHER STATE REVENUE								
Other State Apportionments								
ROC/P Entitlement Prior Years	6360	8319						
Special Education Master Plan Current Year	6500	8311						
Prior Years	6500	8319						
All Other State Apportionments - Current Year	All Other	8311	0.00	0.00	0.00	0.00	0.00	0.0%
All Other State Apportionments - Prior Years	All Other	8319	0.00	0.00	0.00	0.00	0.00	0.0%
Child Nutrition Programs		8520	0.00	0.00	0.00	0.00		
Mandated Costs Reimbursements		8550	1,556,785.00	1,556,785.00	1,556,785.00	1,556,785.00	0.00	0.0%
Lottery - Unrestricted and Instructional Materials		8560	5,080,273.00	5,747,084.00	1,931,297.01	5,695,779.00	(51,305.00)	-0.9%
Tax Relief Subventions Restricted Levies - Other								
Homeowners' Exemptions		8575	0.00	0.00	0.00	0.00		
Other Subventions/In-Lieu Taxes		8576	0.00	0.00	0.00	0.00		
Pass-Through Revenues from State Sources		8587	0.00	0.00	0.00	0.00	0.00	0.0%
After School Education and Safety (ASES)	6010	8590						
Charter School Facility Grant	6030	8590						
Career Technical Education Incentive Grant Program	6387	8590						
Drug/Alcohol/Tobacco Funds	6650, 6690, 6695	8590						
California Clean Energy Jobs Act	6230	8590						
Specialized Secondary	7370	8590						
American Indian Early Childhood Education	7210	8590						
All Other State Revenue	All Other	8590	134,520.00	134,520.00	0.00	134,520.00	0.00	0.0%
TOTAL, OTHER STATE REVENUE			6,771,578.00	7,438,389.00	3,488,082.01	7,387,084.00	(51,305.00)	-0.7%

Description	Resource Codes	Object Codes	Original Budget (A)	Board Approved Operating Budget (B)	Actuals To Date (C)	Projected Year Totals (D)	Difference (Col B & D) (E)	% Diff (E/B) (F)
OTHER LOCAL REVENUE								
Other Local Revenue								
County and District Taxes								
Other Restricted Levies								
Secured Roll		8615	0.00	0.00	0.00	0.00		
Unsecured Roll		8616	0.00	0.00	0.00	0.00		
Prior Years' Taxes		8617	0.00	0.00	0.00	0.00		
Supplemental Taxes		8618	0.00	0.00	0.00	0.00		
Non-Ad Valorem Taxes								
Parcel Taxes		8621	0.00	0.00	0.00	0.00	0.00	0.0%
Other		8622	0.00	0.00	0.00	0.00	0.00	0.0%
Community Redevelopment Funds Not Subject to LCFF Deduction		8625	0.00	0.00	0.00	0.00		
Penalties and Interest from Delinquent Non-LCFF Taxes		8629	0.00	0.00	0.00	0.00		
Sales								
Sale of Equipment/Supplies		8631	0.00	0.00	0.00	0.00	0.00	0.0%
Sale of Publications		8632	0.00	0.00	0.00	0.00	0.00	0.0%
Food Service Sales		8634	0.00	0.00	0.00	0.00	0.00	0.0%
All Other Sales		8639	0.00	0.00	0.00	0.00	0.00	0.0%
Leases and Rentals		8650	0.00	0.00	0.00	0.00	0.00	0.0%
Interest		8660	1,172,000.00	1,172,000.00	162,719.29	500,000.00	(672,000.00)	-57.3%
Net Increase (Decrease) in the Fair Value of Investments		8662	0.00	0.00	0.00	0.00	0.00	0.0%
Fees and Contracts								
Adult Education Fees		8671	0.00	0.00	0.00	0.00	0.00	0.0%
Non-Resident Students		8672	0.00	0.00	0.00	0.00	0.00	0.0%
Transportation Fees From Individuals		8675	0.00	0.00	0.00	0.00	0.00	0.0%
Interagency Services		8677	37,938.00	37,938.00	0.00	37,938.00	0.00	0.0%
Mitigation/Developer Fees		8681	0.00	0.00	0.00	0.00	0.00	0.0%
All Other Fees and Contracts		8689	0.00	0.00	0.00	0.00	0.00	0.0%
Other Local Revenue								
Plus: Misc Funds Non-LCFF (50%) Adjustment		8691	0.00	14,901.00	0.00	0.00	(14,901.00)	-100.0%
Pass-Through Revenues From Local Sources		8697	0.00	0.00	0.00	0.00		
All Other Local Revenue		8699	738,622.00	690,105.00	801,441.77	830,338.00	140,233.00	20.3%
Tuition		8710	0.00	0.00	0.00	0.00	0.00	0.0%
All Other Transfers In		8781-8783	0.00	0.00	0.00	0.00	0.00	0.0%
Transfers Of Apportionments								
Special Education SELPA Transfers								
From Districts or Charter Schools	6500	8791						
From County Offices	6500	8792						
From JPAs	6500	8793						
ROC/P Transfers								
From Districts or Charter Schools	6360	8791						
From County Offices	6360	8792						
From JPAs	6360	8793						
Other Transfers of Apportionments								
From Districts or Charter Schools	All Other	8791	0.00	0.00	0.00	0.00	0.00	0.0%
From County Offices	All Other	8792	0.00	0.00	0.00	0.00	0.00	0.0%
From JPAs	All Other	8793	0.00	0.00	0.00	0.00	0.00	0.0%
All Other Transfers In from All Others		8799	0.00	0.00	0.00	0.00	0.00	0.0%
TOTAL, OTHER LOCAL REVENUE			1,948,560.00	1,914,944.00	964,161.06	1,368,276.00	(546,668.00)	-28.5%
TOTAL, REVENUES			345,392,477.00	376,600,180.00	210,456,888.00	374,305,471.00	(2,294,709.00)	-0.6%

Description	Resource Codes	Object Codes	Original Budget (A)	Board Approved Operating Budget (B)	Actuals To Date (C)	Projected Year Totals (D)	Difference (Col B & D) (E)	% Diff (E/B) (F)
Certificated Teachers' Salaries		1100	132,248,260.00	131,668,191.00	68,280,015.05	130,161,928.00	1,506,263.00	1.1%
Certificated Pupil Support Salaries		1200	8,874,538.00	8,843,360.00	4,714,880.17	8,760,499.00	82,861.00	0.9%
Certificated Supervisors' and Administrators' Salaries		1300	16,584,753.00	16,287,803.00	9,368,601.59	16,613,213.00	(325,410.00)	-2.0%
Other Certificated Salaries		1900	4,116,259.00	4,218,523.00	1,873,467.02	4,086,887.00	131,636.00	3.1%
TOTAL, CERTIFICATED SALARIES			161,823,810.00	161,017,877.00	84,236,963.83	159,622,527.00	1,395,350.00	0.9%
CLASSIFIED SALARIES								
Classified Instructional Salaries		2100	1,123,957.00	1,134,853.00	606,342.83	1,133,980.00	873.00	0.1%
Classified Support Salaries		2200	17,870,079.00	17,327,247.00	9,027,627.83	16,609,198.00	718,049.00	4.1%
Classified Supervisors' and Administrators' Salaries		2300	5,128,363.00	5,121,881.00	2,950,312.09	5,097,146.00	24,735.00	0.5%
Clerical, Technical and Office Salaries		2400	15,882,316.00	15,906,500.00	8,615,456.58	15,820,102.00	86,398.00	0.5%
Other Classified Salaries		2900	1,415,237.00	1,329,244.00	191,887.30	1,325,223.00	4,021.00	0.3%
TOTAL, CLASSIFIED SALARIES			41,419,952.00	40,819,725.00	21,391,626.63	39,985,649.00	834,076.00	2.0%
EMPLOYEE BENEFITS								
STRS		3101-3102	26,484,825.00	25,383,932.00	13,426,790.90	25,477,324.00	(93,392.00)	-0.4%
PERS		3201-3202	8,969,727.00	8,303,738.00	4,474,411.92	8,041,298.00	262,440.00	3.2%
OASDI/Medicare/Alternative		3301-3302	5,411,651.00	5,343,297.00	2,806,847.48	5,330,751.00	12,546.00	0.2%
Health and Welfare Benefits		3401-3402	39,444,168.00	37,119,215.00	18,294,596.98	36,035,224.00	1,083,991.00	2.9%
Unemployment Insurance		3501-3502	102,542.00	102,707.00	52,884.85	100,714.00	1,993.00	1.9%
Workers' Compensation		3601-3602	3,471,992.00	3,917,582.00	2,063,369.04	3,925,827.00	(8,245.00)	-0.2%
OPEB, Allocated		3701-3702	3,578,255.00	3,996,036.00	2,097,247.21	4,001,524.00	(5,488.00)	-0.1%
OPEB, Active Employees		3751-3752	0.00	0.00	0.00	0.00	0.00	0.0%
Other Employee Benefits		3901-3902	1,309,834.00	2,841,753.00	1,457,142.81	2,810,771.00	30,982.00	1.1%
TOTAL, EMPLOYEE BENEFITS			88,772,994.00	87,008,260.00	44,673,291.19	85,723,433.00	1,284,827.00	1.5%
BOOKS AND SUPPLIES								
Approved Textbooks and Core Curricula Materials		4100	2,868.00	2,868.00	0.00	586.00	2,282.00	79.6%
Books and Other Reference Materials		4200	287,376.00	325,484.00	86,106.98	377,969.00	(52,485.00)	-16.1%
Materials and Supplies		4300	5,772,203.00	9,092,189.00	947,236.57	7,472,760.00	1,619,429.00	17.8%
Noncapitalized Equipment		4400	581,640.00	612,231.00	110,841.87	672,486.00	(60,255.00)	-9.8%
Food		4700	0.00	0.00	0.00	0.00	0.00	0.0%
TOTAL, BOOKS AND SUPPLIES			6,644,087.00	10,032,772.00	1,144,185.42	8,523,801.00	1,508,971.00	15.0%
SERVICES AND OTHER OPERATING EXPENDITURES								
Subagreements for Services		5100	357,488.00	384,000.00	213,260.06	387,148.00	(3,148.00)	-0.8%
Travel and Conferences		5200	781,384.00	644,877.00	(13,664.01)	602,173.00	42,704.00	6.6%
Dues and Memberships		5300	123,559.00	121,357.00	75,265.42	131,132.00	(9,775.00)	-8.1%
Insurance		5400-5450	2,724,845.00	2,724,845.00	1,333,879.73	2,845,140.00	(120,295.00)	-4.4%
Operations and Housekeeping Services		5500	7,802,247.00	7,224,082.00	3,422,620.79	7,224,082.00	0.00	0.0%
Rentals, Leases, Repairs, and Noncapitalized Improvements		5600	1,011,776.00	1,020,676.00	319,938.82	1,040,734.00	(20,058.00)	-2.0%
Transfers of Direct Costs		5710	(528,778.00)	694,200.00	827,354.01	708,333.00	(14,133.00)	-2.0%
Transfers of Direct Costs - Interfund		5750	(1,595,282.00)	(1,682,305.00)	(1,398,439.21)	(1,691,164.00)	8,859.00	-0.5%
Professional/Consulting Services and Operating Expenditures		5800	9,103,364.00	7,539,949.00	4,469,921.36	7,837,623.00	(297,674.00)	-3.9%
Communications		5900	1,395,884.00	1,716,231.00	183,038.91	1,718,610.00	(2,379.00)	-0.1%
TOTAL, SERVICES AND OTHER OPERATING EXPENDITURES			21,176,487.00	20,387,912.00	9,433,175.88	20,803,811.00	(415,899.00)	-2.0%

Description	Resource Codes	Object Codes	Original Budget (A)	Board Approved Operating Budget (B)	Actuals To Date (C)	Projected Year Totals (D)	Difference (Col B & D) (E)	% Diff (E/B) (F)
CAPITAL OUTLAY								
Land		6100	0.00	0.00	0.00	0.00	0.00	0.0%
Land Improvements		6170	0.00	0.00	0.00	0.00	0.00	0.0%
Buildings and Improvements of Buildings		6200	0.00	0.00	0.00	0.00	0.00	0.0%
Books and Media for New School Libraries or Major Expansion of School Libraries		6300	0.00	0.00	0.00	0.00	0.00	0.0%
Equipment		6400	0.00	147,000.00	0.00	147,000.00	0.00	0.0%
Equipment Replacement		6500	0.00	0.00	0.00	52,761.00	(52,761.00)	New
TOTAL, CAPITAL OUTLAY			0.00	147,000.00	0.00	199,761.00	(52,761.00)	-35.9%
OTHER OUTGO (excluding Transfers of Indirect Costs)								
Tuition								
Tuition for Instruction Under Interdistrict Attendance Agreements		7110	0.00	0.00	0.00	0.00	0.00	0.0%
State Special Schools		7130	0.00	0.00	0.00	0.00	0.00	0.0%
Tuition, Excess Costs, and/or Deficit Payments								
Payments to Districts or Charter Schools		7141	0.00	0.00	0.00	0.00	0.00	0.0%
Payments to County Offices		7142	313,230.00	710,463.00	390,756.00	710,463.00	0.00	0.0%
Payments to JPAs		7143	0.00	0.00	0.00	0.00	0.00	0.0%
Transfers of Pass-Through Revenues								
To Districts or Charter Schools		7211	0.00	0.00	0.00	0.00	0.00	0.0%
To County Offices		7212	0.00	0.00	0.00	0.00	0.00	0.0%
To JPAs		7213	0.00	0.00	0.00	0.00	0.00	0.0%
Special Education SELPA Transfers of Apportionments								
To Districts or Charter Schools	6500	7221						
To County Offices	6500	7222						
To JPAs	6500	7223						
ROC/P Transfers of Apportionments								
To Districts or Charter Schools	6360	7221						
To County Offices	6360	7222						
To JPAs	6360	7223						
Other Transfers of Apportionments	All Other	7221-7223	0.00	0.00	0.00	0.00	0.00	0.0%
All Other Transfers		7281-7283	0.00	0.00	0.00	0.00	0.00	0.0%
All Other Transfers Out to All Others		7299	0.00	0.00	0.00	0.00	0.00	0.0%
Debt Service								
Debt Service - Interest		7438	32,270.00	24,897.00	24,778.14	24,897.00	0.00	0.0%
Other Debt Service - Principal		7439	267,793.00	275,045.00	275,045.15	275,045.00	0.00	0.0%
TOTAL, OTHER OUTGO (excluding Transfers of Indirect Costs)			613,293.00	1,010,405.00	690,579.29	1,010,405.00	0.00	0.0%
OTHER OUTGO - TRANSFERS OF INDIRECT COSTS								
Transfers of Indirect Costs		7310	(5,130,932.00)	(6,330,071.00)	(130,787.89)	(6,307,582.00)	(22,489.00)	0.4%
Transfers of Indirect Costs - Interfund		7350	(1,409,223.00)	(1,342,040.00)	(462,429.68)	(1,322,763.00)	(19,277.00)	1.4%
TOTAL, OTHER OUTGO - TRANSFERS OF INDIRECT COSTS			(6,540,155.00)	(7,672,111.00)	(593,217.57)	(7,630,345.00)	(41,766.00)	0.5%
TOTAL, EXPENDITURES			313,910,468.00	312,751,840.00	160,976,604.67	308,239,042.00	4,512,798.00	1.4%

Description	Resource Codes	Object Codes	Original Budget (A)	Board Approved Operating Budget (B)	Actuals To Date (C)	Projected Year Totals (D)	Difference (Col B & D) (E)	% Diff (E/B) (F)
INTERFUND TRANSFERS								
INTERFUND TRANSFERS IN								
From: Special Reserve Fund		8912	0.00	0.00	0.00	0.00	0.00	0.0%
From: Bond Interest and Redemption Fund		8914	0.00	0.00	0.00	0.00	0.00	0.0%
Other Authorized Interfund Transfers In		8919	0.00	0.00	0.00	0.00	0.00	0.0%
(a) TOTAL, INTERFUND TRANSFERS IN			0.00	0.00	0.00	0.00	0.00	0.0%
INTERFUND TRANSFERS OUT								
To: Child Development Fund		7611	0.00	0.00	0.00	0.00	0.00	0.0%
To: Special Reserve Fund		7612	0.00	0.00	0.00	0.00	0.00	0.0%
To: State School Building Fund/ County School Facilities Fund		7613	0.00	0.00	0.00	0.00	0.00	0.0%
To: Cafeteria Fund		7616	175,000.00	1,675,000.00	0.00	1,675,000.00	0.00	0.0%
Other Authorized Interfund Transfers Out		7619	52,872.00	52,872.00	9,529.00	2,052,872.00	(2,000,000.00)	-3782.7%
(b) TOTAL, INTERFUND TRANSFERS OUT			227,872.00	1,727,872.00	9,529.00	3,727,872.00	(2,000,000.00)	-115.7%
OTHER SOURCES/USES								
SOURCES								
State Apportionments Emergency Apportionments		8931	0.00	0.00	0.00	0.00	0.00	0.0%
Proceeds								
Proceeds from Disposal of Capital Assets		8953	0.00	0.00	0.00	0.00	0.00	0.0%
Other Sources								
Transfers from Funds of Lapsed/Reorganized LEAs		8965	0.00	0.00	0.00	0.00	0.00	0.0%
Long-Term Debt Proceeds								
Proceeds from Certificates of Participation		8971	0.00	0.00	0.00	0.00	0.00	0.0%
Proceeds from Capital Leases		8972	0.00	0.00	0.00	0.00	0.00	0.0%
Proceeds from Lease Revenue Bonds		8973	0.00	0.00	0.00	0.00	0.00	0.0%
All Other Financing Sources		8979	0.00	0.00	0.00	0.00	0.00	0.0%
(c) TOTAL, SOURCES			0.00	0.00	0.00	0.00	0.00	0.0%
USES								
Transfers of Funds from Lapsed/Reorganized LEAs		7651	0.00	0.00	0.00	0.00	0.00	0.0%
All Other Financing Uses		7699	0.00	0.00	0.00	0.00	0.00	0.0%
(d) TOTAL, USES			0.00	0.00	0.00	0.00	0.00	0.0%
CONTRIBUTIONS								
Contributions from Unrestricted Revenues		8980	(55,254,057.00)	(53,974,622.00)	(2,447,401.00)	(55,097,683.00)	(1,123,061.00)	2.1%
Contributions from Restricted Revenues		8990	0.00	0.00	0.00	0.00	0.00	0.0%
(e) TOTAL, CONTRIBUTIONS			(55,254,057.00)	(53,974,622.00)	(2,447,401.00)	(55,097,683.00)	(1,123,061.00)	2.1%
TOTAL, OTHER FINANCING SOURCES/USES (a - b + c - d + e)			(55,481,929.00)	(55,702,494.00)	(2,456,930.00)	(58,825,555.00)	(3,123,061.00)	5.6%

Description	Resource Codes	Object Codes	Original Budget (A)	Board Approved Operating Budget (B)	Actuals To Date (C)	Projected Year Totals (D)	Difference (Col B & D) (E)	% Diff (E/B) (F)
A. REVENUES								
1) LCFF Sources		8010-8099	1,706,852.00	1,706,852.00	1,260,463.00	1,706,852.00	0.00	0.0%
2) Federal Revenue		8100-8299	32,223,084.00	69,358,526.00	37,682,494.50	68,540,805.00	(817,721.00)	-1.2%
3) Other State Revenue		8300-8599	60,488,544.00	66,619,045.00	30,072,681.11	65,794,710.00	(824,335.00)	-1.2%
4) Other Local Revenue		8600-8799	3,735,496.00	3,894,881.00	1,927,586.42	4,109,200.00	214,319.00	5.5%
5) TOTAL, REVENUES			98,153,976.00	141,579,304.00	70,943,225.03	140,151,567.00		
B. EXPENDITURES								
1) Certificated Salaries		1000-1999	43,358,869.00	46,793,428.00	23,781,171.61	51,883,384.00	(5,089,956.00)	-10.9%
2) Classified Salaries		2000-2999	29,127,827.00	28,982,461.00	14,606,066.04	29,219,431.00	(236,970.00)	-0.8%
3) Employee Benefits		3000-3999	57,542,776.00	58,799,164.00	18,886,411.48	59,480,977.00	(681,813.00)	-1.2%
4) Books and Supplies		4000-4999	16,776,312.00	44,812,927.00	9,351,133.52	37,065,810.00	7,747,117.00	17.3%
5) Services and Other Operating Expenditures		5000-5999	7,028,206.00	10,310,272.00	4,170,988.26	11,279,681.00	(969,409.00)	-9.4%
6) Capital Outlay		6000-6999	146,000.00	521,022.00	250,687.45	697,783.00	(176,761.00)	-33.9%
7) Other Outgo (excluding Transfers of Indirect Costs)		7100-7299 7400-7499	0.00	0.00	(486.00)	0.00	0.00	0.0%
8) Other Outgo - Transfers of Indirect Costs		7300-7399	5,130,932.00	6,330,071.00	130,787.89	6,307,582.00	22,489.00	0.4%
9) TOTAL, EXPENDITURES			159,110,922.00	196,549,345.00	71,176,760.25	195,934,648.00		
C. EXCESS (DEFICIENCY) OF REVENUES OVER EXPENDITURES BEFORE OTHER FINANCING SOURCES AND USES (A5 - B9)			(60,956,946.00)	(54,970,041.00)	(233,535.22)	(55,783,081.00)		
D. OTHER FINANCING SOURCES/USES								
1) Interfund Transfers								
a) Transfers In		8900-8929	0.00	0.00	0.00	0.00	0.00	0.0%
b) Transfers Out		7600-7629	2,003,848.00	6,918,848.00	6,918,848.00	6,918,848.00	0.00	0.0%
2) Other Sources/Uses								
a) Sources		8930-8979	0.00	0.00	0.00	0.00	0.00	0.0%
b) Uses		7630-7699	0.00	0.00	0.00	0.00	0.00	0.0%
3) Contributions		8980-8999	55,254,057.00	53,974,622.00	2,447,401.00	55,097,683.00	1,123,061.00	2.1%
4) TOTAL, OTHER FINANCING SOURCES/USES			53,250,209.00	47,055,774.00	(4,471,447.00)	48,178,835.00		

Description	Resource Codes	Object Codes	Original Budget (A)	Board Approved Operating Budget (B)	Actuals To Date (C)	Projected Year Totals (D)	Difference (Col B & D) (E)	% Diff (E/B) (F)
E. NET INCREASE (DECREASE) IN FUND BALANCE (C + D4)			(7,706,737.00)	(7,914,267.00)	(4,704,982.22)	(7,604,246.00)		
F. FUND BALANCE, RESERVES								
1) Beginning Fund Balance								
a) As of July 1 - Unaudited		9791	26,222,769.35	26,222,769.35		26,222,769.35	0.00	0.0%
b) Audit Adjustments		9793	0.00	0.00		0.00	0.00	0.0%
c) As of July 1 - Audited (F1a + F1b)			26,222,769.35	26,222,769.35		26,222,769.35		
d) Other Restatements		9795	741,618.00	741,618.00		741,618.00	0.00	0.0%
e) Adjusted Beginning Balance (F1c + F1d)			26,964,387.35	26,964,387.35		26,964,387.35		
2) Ending Balance, June 30 (E + F1e)			19,257,650.35	19,050,120.35		19,360,141.35		
Components of Ending Fund Balance								
a) Nonspendable								
Revolving Cash		9711	0.00	0.00		0.00		
Stores		9712	0.00	0.00		0.00		
Prepaid Items		9713	0.00	0.00		0.00		
All Others		9719	0.00	0.00		0.00		
b) Restricted		9740	25,089,314.35	19,050,120.35		19,360,141.35		
c) Committed								
Stabilization Arrangements		9750	0.00	0.00		0.00		
Other Commitments		9760	0.00	0.00		0.00		
d) Assigned								
Other Assignments		9780	0.00	0.00		0.00		
e) Unassigned/Unappropriated								
Reserve for Economic Uncertainties		9789	0.00	0.00		0.00		
Unassigned/Unappropriated Amount		9790	(5,831,664.00)	0.00		0.00		

Description	Resource Codes	Object Codes	Original Budget (A)	Board Approved Operating Budget (B)	Actuals To Date (C)	Projected Year Totals (D)	Difference (Col B & D) (E)	% Diff (E/B) (F)
LCFF SOURCES								
Principal Apportionment State Aid - Current Year		8011	0.00	0.00	0.00	0.00		
Education Protection Account State Aid - Current Year		8012	0.00	0.00	0.00	0.00		
State Aid - Prior Years		8019	0.00	0.00	0.00	0.00		
Tax Relief Subventions Homeowners' Exemptions		8021	0.00	0.00	0.00	0.00		
Timber Yield Tax		8022	0.00	0.00	0.00	0.00		
Other Subventions/In-Lieu Taxes		8029	0.00	0.00	0.00	0.00		
County & District Taxes Secured Roll Taxes		8041	0.00	0.00	0.00	0.00		
Unsecured Roll Taxes		8042	0.00	0.00	0.00	0.00		
Prior Years' Taxes		8043	0.00	0.00	0.00	0.00		
Supplemental Taxes		8044	0.00	0.00	0.00	0.00		
Education Revenue Augmentation Fund (ERAF)		8045	0.00	0.00	0.00	0.00		
Community Redevelopment Funds (SB 617/699/1992)		8047	0.00	0.00	0.00	0.00		
Penalties and Interest from Delinquent Taxes		8048	0.00	0.00	0.00	0.00		
Miscellaneous Funds (EC 41604) Royalties and Bonuses		8081	0.00	0.00	0.00	0.00		
Other In-Lieu Taxes		8082	0.00	0.00	0.00	0.00		
Less: Non-LCFF (50%) Adjustment		8089	0.00	0.00	0.00	0.00		
Subtotal, LCFF Sources			0.00	0.00	0.00	0.00		
LCFF Transfers								
Unrestricted LCFF Transfers - Current Year	0000	8091						
All Other LCFF Transfers - Current Year	All Other	8091	0.00	0.00	0.00	0.00	0.00	0.0%
Transfers to Charter Schools in Lieu of Property Taxes		8096	0.00	0.00	0.00	0.00		
Property Taxes Transfers		8097	1,706,852.00	1,706,852.00	1,260,463.00	1,706,852.00	0.00	0.0%
LCFF/Revenue Limit Transfers - Prior Years		8099	0.00	0.00	0.00	0.00	0.00	0.0%
TOTAL, LCFF SOURCES			1,706,852.00	1,706,852.00	1,260,463.00	1,706,852.00	0.00	0.0%
FEDERAL REVENUE								
Maintenance and Operations		8110	0.00	0.00	0.00	0.00	0.00	0.0%
Special Education Entitlement		8181	10,128,149.00	10,964,537.00	4,352,067.00	10,492,398.00	(472,139.00)	-4.3%
Special Education Discretionary Grants		8182	1,146,826.00	1,341,734.00	13,878.00	1,341,734.00	0.00	0.0%
Child Nutrition Programs		8220	0.00	0.00	0.00	0.00	0.00	0.0%
Donated Food Commodities		8221	0.00	0.00	0.00	0.00	0.00	0.0%
Forest Reserve Funds		8260	0.00	0.00	0.00	0.00		
Flood Control Funds		8270	0.00	0.00	0.00	0.00		
Wildlife Reserve Funds		8280	0.00	0.00	0.00	0.00		
FEMA		8281	0.00	0.00	0.00	0.00	0.00	0.0%
Interagency Contracts Between LEAs		8285	0.00	27,500.00	27,500.00	27,500.00	0.00	0.0%
Pass-Through Revenues from Federal Sources		8287	0.00	0.00	0.00	0.00	0.00	0.0%
Title I, Part A, Basic	3010	8290	14,424,619.00	15,296,071.00	5,620,336.00	15,194,400.00	(101,671.00)	-0.7%
Title I, Part D, Local Delinquent Programs	3025	8290	0.00	0.00	0.00	0.00	0.00	0.0%
Title II, Part A, Supporting Effective Instruction	4035	8290	1,352,485.00	1,877,967.00	701,699.00	1,537,023.00	(340,944.00)	-18.2%

Description	Resource Codes	Object Codes	Original Budget (A)	Board Approved Operating Budget (B)	Actuals To Date (C)	Projected Year Totals (D)	Difference (Col B & D) (E)	% Diff (E/B) (F)
Title III, Part A, Immigrant Student Program	4201	8290	293,277.00	419,193.00	174,324.00	419,193.00	0.00	0.0%
Title III, Part A, English Learner Program	4203	8290	619,081.00	724,966.00	323,170.00	724,966.00	0.00	0.0%
Public Charter Schools Grant Program (PCSGP)	4610	8290	0.00	0.00	0.00	0.00	0.00	0.0%
Other NCLB / Every Student Succeeds Act	3020, 3040, 3041, 3045, 3060, 3061, 3110, 3150, 3155, 3177, 3180, 3181, 3182, 3185, 4037, 4050, 4123, 4124, 4126, 4127, 4128, 5510, 5630	8290	2,598,180.00	2,588,619.00	1,484,942.66	2,625,875.00	37,256.00	1.4%
Career and Technical Education	3500-3599	8290	420,685.00	420,685.00	0.00	420,685.00	0.00	0.0%
All Other Federal Revenue	All Other	8290	1,239,782.00	35,697,254.00	24,984,577.84	35,757,031.00	59,777.00	0.2%
TOTAL, FEDERAL REVENUE			32,223,084.00	69,358,526.00	37,682,494.50	68,540,805.00	(817,721.00)	-1.2%
OTHER STATE REVENUE								
Other State Apportionments								
ROC/P Entitlement Prior Years	6360	8319	0.00	0.00	0.00	0.00	0.00	0.0%
Special Education Master Plan Current Year	6500	8311	29,301,073.00	30,643,933.00	19,111,734.00	29,504,759.00	(1,139,174.00)	-3.7%
Prior Years	6500	8319	98,515.00	98,515.00	21,083.00	98,515.00	0.00	0.0%
All Other State Apportionments - Current Year	All Other	8311	0.00	0.00	0.00	0.00	0.00	0.0%
All Other State Apportionments - Prior Years	All Other	8319	0.00	0.00	0.00	0.00	0.00	0.0%
Child Nutrition Programs		8520	0.00	0.00	0.00	0.00	0.00	0.0%
Mandated Costs Reimbursements		8550	0.00	0.00	0.00	0.00		
Lottery - Unrestricted and Instructional Materia		8560	1,793,038.00	1,793,802.00	(122,219.72)	1,776,791.00	(17,011.00)	-0.9%
Tax Relief Subventions Restricted Levies - Other								
Homeowners' Exemptions		8575	0.00	0.00	0.00	0.00	0.00	0.0%
Other Subventions/In-Lieu Taxes		8576	0.00	0.00	0.00	0.00	0.00	0.0%
Pass-Through Revenues from State Sources		8587	0.00	0.00	0.00	0.00	0.00	0.0%
After School Education and Safety (ASES)	6010	8590	3,934,493.00	3,934,493.00	2,950,875.00	3,934,493.00	0.00	0.0%
Charter School Facility Grant	6030	8590	0.00	0.00	0.00	0.00	0.00	0.0%
Career Technical Education Incentive Grant Program	6387	8590	1,100,642.00	1,454,095.00	1,344,030.63	1,454,095.00	0.00	0.0%
Drug/Alcohol/Tobacco Funds	6650, 6690, 6695	8590	0.00	420,783.00	173,182.00	420,783.00	0.00	0.0%
California Clean Energy Jobs Act	6230	8590	0.00	0.00	0.00	0.00	0.00	0.0%
Specialized Secondary	7370	8590	0.00	0.00	0.00	0.00	0.00	0.0%
American Indian Early Childhood Education	7210	8590	0.00	0.00	0.00	0.00	0.00	0.0%
All Other State Revenue	All Other	8590	24,260,783.00	28,273,424.00	6,593,996.20	28,605,274.00	331,850.00	1.2%
TOTAL, OTHER STATE REVENUE			60,488,544.00	66,619,045.00	30,072,681.11	65,794,710.00	(824,335.00)	-1.2%

Description	Resource Codes	Object Codes	Original Budget (A)	Board Approved Operating Budget (B)	Actuals To Date (C)	Projected Year Totals (D)	Difference (Col B & D) (E)	% Diff (E/B) (F)
OTHER LOCAL REVENUE								
Other Local Revenue								
County and District Taxes								
Other Restricted Levies								
Secured Roll		8615	0.00	0.00	0.00	0.00	0.00	0.0%
Unsecured Roll		8616	0.00	0.00	0.00	0.00	0.00	0.0%
Prior Years' Taxes		8617	0.00	0.00	0.00	0.00	0.00	0.0%
Supplemental Taxes		8618	0.00	0.00	0.00	0.00	0.00	0.0%
Non-Ad Valorem Taxes								
Parcel Taxes		8621	0.00	0.00	0.00	0.00	0.00	0.0%
Other		8622	0.00	0.00	0.00	0.00	0.00	0.0%
Community Redevelopment Funds Not Subject to LCFF Deduction		8625	0.00	0.00	0.00	0.00	0.00	0.0%
Penalties and Interest from Delinquent Non-LCFF Taxes		8629	0.00	0.00	0.00	0.00	0.00	0.0%
Sales								
Sale of Equipment/Supplies		8631	0.00	0.00	0.00	0.00	0.00	0.0%
Sale of Publications		8632	0.00	0.00	0.00	0.00	0.00	0.0%
Food Service Sales		8634	0.00	0.00	0.00	0.00	0.00	0.0%
All Other Sales		8639	0.00	0.00	0.00	0.00	0.00	0.0%
Leases and Rentals		8650	0.00	0.00	0.00	0.00	0.00	0.0%
Interest		8660	0.00	0.00	0.00	0.00	0.00	0.0%
Net Increase (Decrease) in the Fair Value of Investments		8662	0.00	0.00	0.00	0.00	0.00	0.0%
Fees and Contracts								
Adult Education Fees		8671	0.00	0.00	0.00	0.00		
Non-Resident Students		8672	0.00	0.00	0.00	0.00		
Transportation Fees From Individuals		8675	0.00	0.00	0.00	0.00	0.00	0.0%
Interagency Services		8677	121,884.00	121,884.00	29,275.09	121,884.00	0.00	0.0%
Mitigation/Developer Fees		8681	0.00	0.00	0.00	0.00	0.00	0.0%
All Other Fees and Contracts		8689	968,132.00	593,132.00	77,110.20	439,162.00	(153,970.00)	-26.0%
Other Local Revenue								
Plus: Misc Funds Non-LCFF (50%) Adjustme		8691	0.00	0.00	0.00	0.00		
Pass-Through Revenues From Local Sources		8697	0.00	0.00	0.00	0.00	0.00	0.0%
All Other Local Revenue		8699	2,371,893.00	2,906,278.00	1,821,201.13	3,274,567.00	368,289.00	12.7%
Tuition		8710	0.00	0.00	0.00	0.00	0.00	0.0%
All Other Transfers In		8781-8783	0.00	0.00	0.00	0.00	0.00	0.0%
Transfers Of Apportionments								
Special Education SELPA Transfers								
From Districts or Charter Schools	6500	8791	0.00	0.00	0.00	0.00	0.00	0.0%
From County Offices	6500	8792	273,587.00	273,587.00	0.00	273,587.00	0.00	0.0%
From JPAs	6500	8793	0.00	0.00	0.00	0.00	0.00	0.0%
ROC/P Transfers								
From Districts or Charter Schools	6360	8791	0.00	0.00	0.00	0.00	0.00	0.0%
From County Offices	6360	8792	0.00	0.00	0.00	0.00	0.00	0.0%
From JPAs	6360	8793	0.00	0.00	0.00	0.00	0.00	0.0%
Other Transfers of Apportionments								
From Districts or Charter Schools	All Other	8791	0.00	0.00	0.00	0.00	0.00	0.0%
From County Offices	All Other	8792	0.00	0.00	0.00	0.00	0.00	0.0%
From JPAs	All Other	8793	0.00	0.00	0.00	0.00	0.00	0.0%
All Other Transfers In from All Others		8799	0.00	0.00	0.00	0.00	0.00	0.0%
TOTAL, OTHER LOCAL REVENUE			3,735,496.00	3,894,881.00	1,927,586.42	4,109,200.00	214,319.00	5.5%
TOTAL, REVENUES			98,153,976.00	141,579,304.00	70,943,225.03	140,151,567.00	(1,427,737.00)	-1.0%

Description	Resource Codes	Object Codes	Original Budget (A)	Board Approved Operating Budget (B)	Actuals To Date (C)	Projected Year Totals (D)	Difference (Col B & D) (E)	% Diff (E/B) (F)
CERTIFICATED SALARIES								
Certificated Teachers' Salaries		1100	30,455,288.00	33,217,945.00	17,197,565.10	38,234,793.00	(5,016,848.00)	-15.1%
Certificated Pupil Support Salaries		1200	4,893,907.00	5,018,601.00	2,431,721.38	5,225,343.00	(206,742.00)	-4.1%
Certificated Supervisors' and Administrators' Salaries		1300	2,717,279.00	2,711,917.00	1,514,456.48	2,882,159.00	(170,242.00)	-6.3%
Other Certificated Salaries		1900	5,292,395.00	5,844,965.00	2,637,428.65	5,541,089.00	303,876.00	5.2%
TOTAL, CERTIFICATED SALARIES			43,358,869.00	46,793,428.00	23,781,171.61	51,883,384.00	(5,089,956.00)	-10.9%
CLASSIFIED SALARIES								
Classified Instructional Salaries		2100	12,513,579.00	12,643,843.00	6,183,468.36	12,679,222.00	(35,379.00)	-0.3%
Classified Support Salaries		2200	9,980,966.00	9,822,180.00	5,302,709.77	9,880,937.00	(58,757.00)	-0.6%
Classified Supervisors' and Administrators' Salaries		2300	3,512,376.00	3,422,298.00	1,852,016.18	3,464,850.00	(42,552.00)	-1.2%
Clerical, Technical and Office Salaries		2400	1,566,648.00	1,515,611.00	843,904.80	1,766,030.00	(250,419.00)	-16.5%
Other Classified Salaries		2900	1,554,258.00	1,578,529.00	423,966.93	1,428,392.00	150,137.00	9.5%
TOTAL, CLASSIFIED SALARIES			29,127,827.00	28,982,461.00	14,606,066.04	29,219,431.00	(236,970.00)	-0.8%
EMPLOYEE BENEFITS								
STRS		3101-3102	27,075,575.00	27,240,783.00	3,577,702.79	27,915,486.00	(674,703.00)	-2.5%
PERS		3201-3202	6,015,745.00	6,159,479.00	3,242,555.27	6,565,639.00	(406,160.00)	-6.6%
OASDI/Medicare/Alternative		3301-3302	2,817,326.00	2,882,146.00	1,499,634.79	3,086,484.00	(204,338.00)	-7.1%
Health and Welfare Benefits		3401-3402	17,385,747.00	18,020,822.00	8,274,402.51	17,273,192.00	747,630.00	4.1%
Unemployment Insurance		3501-3502	36,214.00	37,953.00	19,250.08	39,665.00	(1,712.00)	-4.5%
Workers' Compensation		3601-3602	1,401,204.00	1,451,648.00	751,319.49	1,500,989.00	(49,341.00)	-3.4%
OPEB, Allocated		3701-3702	1,747,023.00	1,786,400.00	909,118.35	1,825,916.00	(39,516.00)	-2.2%
OPEB, Active Employees		3751-3752	0.00	0.00	0.00	0.00	0.00	0.0%
Other Employee Benefits		3901-3902	1,063,942.00	1,219,933.00	612,428.20	1,273,606.00	(53,673.00)	-4.4%
TOTAL, EMPLOYEE BENEFITS			57,542,776.00	58,799,164.00	18,886,411.48	59,480,977.00	(681,813.00)	-1.2%
BOOKS AND SUPPLIES								
Approved Textbooks and Core Curricula Materials		4100	3,249,601.00	5,348,475.00	313,165.17	5,348,475.00	0.00	0.0%
Books and Other Reference Materials		4200	432,569.00	906,230.00	658,673.64	1,103,581.00	(197,351.00)	-21.8%
Materials and Supplies		4300	9,697,906.00	34,715,062.00	6,989,399.53	26,718,017.00	7,997,045.00	23.0%
Noncapitalized Equipment		4400	3,388,553.00	3,835,477.00	1,389,895.18	3,888,054.00	(52,577.00)	-1.4%
Food		4700	7,683.00	7,683.00	0.00	7,683.00	0.00	0.0%
TOTAL, BOOKS AND SUPPLIES			16,776,312.00	44,812,927.00	9,351,133.52	37,065,810.00	7,747,117.00	17.3%
SERVICES AND OTHER OPERATING EXPENDITURES								
Subagreements for Services		5100	5,849,765.00	6,238,112.00	1,383,969.50	6,396,419.00	(158,307.00)	-2.5%
Travel and Conferences		5200	428,945.00	373,123.00	(5,832.46)	350,550.00	22,573.00	6.0%
Dues and Memberships		5300	35,840.00	87,184.00	85,767.57	94,179.00	(6,995.00)	-8.0%
Insurance		5400-5450	0.00	0.00	0.00	0.00	0.00	0.0%
Operations and Housekeeping Services		5500	0.00	0.00	0.00	0.00	0.00	0.0%
Rentals, Leases, Repairs, and Noncapitalized Improvements		5600	260,155.00	337,043.00	143,729.17	353,944.00	(16,901.00)	-5.0%
Transfers of Direct Costs		5710	528,778.00	(694,200.00)	(827,354.01)	(708,333.00)	14,133.00	-2.0%
Transfers of Direct Costs - Interfund		5750	(4,787,788.00)	(4,586,133.00)	(535,398.90)	(3,909,336.00)	(676,797.00)	14.8%
Professional/Consulting Services and Operating Expenditures		5800	4,583,870.00	8,112,388.00	3,595,785.09	8,241,022.00	(128,634.00)	-1.6%
Communications		5900	128,641.00	442,755.00	330,322.30	461,236.00	(18,481.00)	-4.2%
TOTAL, SERVICES AND OTHER OPERATING EXPENDITURES			7,028,206.00	10,310,272.00	4,170,988.26	11,279,681.00	(969,409.00)	-9.4%

Description	Resource Codes	Object Codes	Original Budget (A)	Board Approved Operating Budget (B)	Actuals To Date (C)	Projected Year Totals (D)	Difference (Col B & D) (E)	% Diff (E/B) (F)
CAPITAL OUTLAY								
Land		6100	0.00	0.00	0.00	0.00	0.00	0.0%
Land Improvements		6170	0.00	0.00	0.00	0.00	0.00	0.0%
Buildings and Improvements of Buildings		6200	0.00	0.00	0.00	0.00	0.00	0.0%
Books and Media for New School Libraries or Major Expansion of School Libraries		6300	0.00	0.00	0.00	0.00	0.00	0.0%
Equipment		6400	0.00	375,022.00	250,687.45	551,783.00	(176,761.00)	-47.1%
Equipment Replacement		6500	146,000.00	146,000.00	0.00	146,000.00	0.00	0.0%
TOTAL, CAPITAL OUTLAY			146,000.00	521,022.00	250,687.45	697,783.00	(176,761.00)	-33.9%
OTHER OUTGO (excluding Transfers of Indirect Costs)								
Tuition								
Tuition for Instruction Under Interdistrict Attendance Agreements		7110	0.00	0.00	0.00	0.00	0.00	0.0%
State Special Schools		7130	0.00	0.00	(486.00)	0.00	0.00	0.0%
Tuition, Excess Costs, and/or Deficit Payments								
Payments to Districts or Charter Schools		7141	0.00	0.00	0.00	0.00	0.00	0.0%
Payments to County Offices		7142	0.00	0.00	0.00	0.00	0.00	0.0%
Payments to JPAs		7143	0.00	0.00	0.00	0.00	0.00	0.0%
Transfers of Pass-Through Revenues								
To Districts or Charter Schools		7211	0.00	0.00	0.00	0.00	0.00	0.0%
To County Offices		7212	0.00	0.00	0.00	0.00	0.00	0.0%
To JPAs		7213	0.00	0.00	0.00	0.00	0.00	0.0%
Special Education SELPA Transfers of Apportionments								
To Districts or Charter Schools	6500	7221	0.00	0.00	0.00	0.00	0.00	0.0%
To County Offices	6500	7222	0.00	0.00	0.00	0.00	0.00	0.0%
To JPAs	6500	7223	0.00	0.00	0.00	0.00	0.00	0.0%
ROC/P Transfers of Apportionments								
To Districts or Charter Schools	6360	7221	0.00	0.00	0.00	0.00	0.00	0.0%
To County Offices	6360	7222	0.00	0.00	0.00	0.00	0.00	0.0%
To JPAs	6360	7223	0.00	0.00	0.00	0.00	0.00	0.0%
Other Transfers of Apportionments	All Other	7221-7223	0.00	0.00	0.00	0.00	0.00	0.0%
All Other Transfers		7281-7283	0.00	0.00	0.00	0.00	0.00	0.0%
All Other Transfers Out to All Others		7299	0.00	0.00	0.00	0.00	0.00	0.0%
Debt Service								
Debt Service - Interest		7438	0.00	0.00	0.00	0.00	0.00	0.0%
Other Debt Service - Principal		7439	0.00	0.00	0.00	0.00	0.00	0.0%
TOTAL, OTHER OUTGO (excluding Transfers of Indirect Costs)			0.00	0.00	(486.00)	0.00	0.00	0.0%
OTHER OUTGO - TRANSFERS OF INDIRECT COSTS								
Transfers of Indirect Costs		7310	5,130,932.00	6,330,071.00	130,787.89	6,307,582.00	22,489.00	0.4%
Transfers of Indirect Costs - Interfund		7350	0.00	0.00	0.00	0.00	0.00	0.0%
TOTAL, OTHER OUTGO - TRANSFERS OF INDIRECT COSTS			5,130,932.00	6,330,071.00	130,787.89	6,307,582.00	22,489.00	0.4%
TOTAL, EXPENDITURES			159,110,922.00	196,549,345.00	71,176,760.25	195,934,648.00	614,697.00	0.3%

Description	Resource Codes	Object Codes	Original Budget (A)	Board Approved Operating Budget (B)	Actuals To Date (C)	Projected Year Totals (D)	Difference (Col B & D) (E)	% Diff (E/B) (F)
INTERFUND TRANSFERS								
INTERFUND TRANSFERS IN								
From: Special Reserve Fund		8912	0.00	0.00	0.00	0.00	0.00	0.0%
From: Bond Interest and Redemption Fund		8914	0.00	0.00	0.00	0.00		
Other Authorized Interfund Transfers In		8919	0.00	0.00	0.00	0.00	0.00	0.0%
(a) TOTAL, INTERFUND TRANSFERS IN			0.00	0.00	0.00	0.00	0.00	0.0%
INTERFUND TRANSFERS OUT								
To: Child Development Fund		7611	0.00	2,915,000.00	2,915,000.00	2,915,000.00	0.00	0.0%
To: Special Reserve Fund		7612	0.00	0.00	0.00	0.00	0.00	0.0%
To: State School Building Fund/ County School Facilities Fund		7613	0.00	0.00	0.00	0.00	0.00	0.0%
To: Cafeteria Fund		7616	0.00	2,000,000.00	2,000,000.00	2,000,000.00	0.00	0.0%
Other Authorized Interfund Transfers Out		7619	2,003,848.00	2,003,848.00	2,003,848.00	2,003,848.00	0.00	0.0%
(b) TOTAL, INTERFUND TRANSFERS OUT			2,003,848.00	6,918,848.00	6,918,848.00	6,918,848.00	0.00	0.0%
OTHER SOURCES/USES								
SOURCES								
State Apportionments Emergency Apportionments		8931	0.00	0.00	0.00	0.00		
Proceeds								
Proceeds from Disposal of Capital Assets		8953	0.00	0.00	0.00	0.00	0.00	0.0%
Other Sources								
Transfers from Funds of Lapsed/Reorganized LEAs		8965	0.00	0.00	0.00	0.00	0.00	0.0%
Long-Term Debt Proceeds								
Proceeds from Certificates of Participation		8971	0.00	0.00	0.00	0.00	0.00	0.0%
Proceeds from Capital Leases		8972	0.00	0.00	0.00	0.00	0.00	0.0%
Proceeds from Lease Revenue Bonds		8973	0.00	0.00	0.00	0.00	0.00	0.0%
All Other Financing Sources		8979	0.00	0.00	0.00	0.00	0.00	0.0%
(c) TOTAL, SOURCES			0.00	0.00	0.00	0.00	0.00	0.0%
USES								
Transfers of Funds from Lapsed/Reorganized LEAs		7651	0.00	0.00	0.00	0.00	0.00	0.0%
All Other Financing Uses		7699	0.00	0.00	0.00	0.00	0.00	0.0%
(d) TOTAL, USES			0.00	0.00	0.00	0.00	0.00	0.0%
CONTRIBUTIONS								
Contributions from Unrestricted Revenues		8980	55,254,057.00	53,974,622.00	2,447,401.00	55,097,683.00	1,123,061.00	2.1%
Contributions from Restricted Revenues		8990	0.00	0.00	0.00	0.00	0.00	0.0%
(e) TOTAL, CONTRIBUTIONS			55,254,057.00	53,974,622.00	2,447,401.00	55,097,683.00	1,123,061.00	2.1%
TOTAL, OTHER FINANCING SOURCES/USES (a - b + c - d + e)			53,250,209.00	47,055,774.00	(4,471,447.00)	48,178,835.00	(1,123,061.00)	2.4%

Description	Resource Codes	Object Codes	Original Budget (A)	Board Approved Operating Budget (B)	Actuals To Date (C)	Projected Year Totals (D)	Difference (Col B & D) (E)	% Diff (E/B) (F)
A. REVENUES								
1) LCFF Sources		8010-8099	338,379,191.00	368,953,699.00	207,265,107.93	367,256,963.00	(1,696,736.00)	-0.5%
2) Federal Revenue		8100-8299	32,223,084.00	69,358,526.00	37,682,494.50	68,540,805.00	(817,721.00)	-1.2%
3) Other State Revenue		8300-8599	67,260,122.00	74,057,434.00	33,560,763.12	73,181,794.00	(875,640.00)	-1.2%
4) Other Local Revenue		8600-8799	5,684,056.00	5,809,825.00	2,891,747.48	5,477,476.00	(332,349.00)	-5.7%
5) TOTAL, REVENUES			443,546,453.00	518,179,484.00	281,400,113.03	514,457,038.00		
B. EXPENDITURES								
1) Certificated Salaries		1000-1999	205,182,679.00	207,811,305.00	108,018,135.44	211,505,911.00	(3,694,606.00)	-1.8%
2) Classified Salaries		2000-2999	70,547,779.00	69,802,186.00	35,997,692.67	69,205,080.00	597,106.00	0.9%
3) Employee Benefits		3000-3999	146,315,770.00	145,807,424.00	63,559,702.67	145,204,410.00	603,014.00	0.4%
4) Books and Supplies		4000-4999	23,420,399.00	54,845,699.00	10,495,318.94	45,589,611.00	9,256,088.00	16.9%
5) Services and Other Operating Expenditures		5000-5999	28,204,693.00	30,698,184.00	13,604,164.14	32,083,492.00	(1,385,308.00)	-4.5%
6) Capital Outlay		6000-6999	146,000.00	668,022.00	250,687.45	897,544.00	(229,522.00)	-34.4%
7) Other Outgo (excluding Transfers of Indirect Costs)		7100-7299 7400-7499	613,293.00	1,010,405.00	690,093.29	1,010,405.00	0.00	0.0%
8) Other Outgo - Transfers of Indirect Costs		7300-7399	(1,409,223.00)	(1,342,040.00)	(462,429.68)	(1,322,763.00)	(19,277.00)	1.4%
9) TOTAL, EXPENDITURES			473,021,390.00	509,301,185.00	232,153,364.92	504,173,690.00		
C. EXCESS (DEFICIENCY) OF REVENUES OVER EXPENDITURES BEFORE OTHER FINANCING SOURCES AND USES (A5 - B9)			(29,474,937.00)	8,878,299.00	49,246,748.11	10,283,348.00		
D. OTHER FINANCING SOURCES/USES								
1) Interfund Transfers								
a) Transfers In		8900-8929	0.00	0.00	0.00	0.00	0.00	0.0%
b) Transfers Out		7600-7629	2,231,720.00	8,646,720.00	6,928,377.00	10,646,720.00	(2,000,000.00)	-23.1%
2) Other Sources/Uses								
a) Sources		8930-8979	0.00	0.00	0.00	0.00	0.00	0.0%
b) Uses		7630-7699	0.00	0.00	0.00	0.00	0.00	0.0%
3) Contributions		8980-8999	0.00	0.00	0.00	0.00	0.00	0.0%
4) TOTAL, OTHER FINANCING SOURCES/USES			(2,231,720.00)	(8,646,720.00)	(6,928,377.00)	(10,646,720.00)		

Description	Resource Codes	Object Codes	Original Budget (A)	Board Approved Operating Budget (B)	Actuals To Date (C)	Projected Year Totals (D)	Difference (Col B & D) (E)	% Diff (E/B) (F)
E. NET INCREASE (DECREASE) IN FUND BALANCE (C + D4)			(31,706,657.00)	231,579.00	42,318,371.11	(363,372.00)		
F. FUND BALANCE, RESERVES								
1) Beginning Fund Balance								
a) As of July 1 - Unaudited		9791	78,326,433.07	78,326,433.07		78,326,433.07	0.00	0.0%
b) Audit Adjustments		9793	0.00	0.00		0.00	0.00	0.0%
c) As of July 1 - Audited (F1a + F1b)			78,326,433.07	78,326,433.07		78,326,433.07		
d) Other Restatements		9795	0.00	0.00		0.00	0.00	0.0%
e) Adjusted Beginning Balance (F1c + F1d)			78,326,433.07	78,326,433.07		78,326,433.07		
2) Ending Balance, June 30 (E + F1e)			46,619,776.07	78,558,012.07		77,963,061.07		
Components of Ending Fund Balance								
a) Nonspendable								
Revolving Cash		9711	205,000.00	205,000.00		205,000.00		
Stores		9712	150,000.00	150,000.00		150,000.00		
Prepaid Items		9713	145,000.00	145,000.00		145,000.00		
All Others		9719	0.00	0.00		0.00		
b) Restricted		9740	25,089,314.35	19,050,120.35		19,360,141.35		
c) Committed								
Stabilization Arrangements		9750	0.00	0.00		0.00		
Other Commitments		9760	0.00	0.00		0.00		
d) Assigned								
Other Assignments		9780	2,998,305.00	5,344,019.00		3,897,507.00		
Strategic Plan	0000	9780	*762,000.00*					
LCFF Supplemental	0000	9780	*2,236,305.00*					
Strategic Plan	0000	9780		*762,000.00*				
LCFF Supplemental	0000	9780		*4,582,019.00*				
Strategic Plan	0000	9780				*762,000.00*		
LCFF Supplemental	0000	9780				*3,135,507.00*		
e) Unassigned/Unappropriated								
Reserve for Economic Uncertainties		9789	9,510,000.00	10,360,000.00		10,300,000.00		
Unassigned/Unappropriated Amount		9790	8,522,156.72	43,303,872.72		43,905,412.72		

Description	Resource Codes	Object Codes	Original Budget (A)	Board Approved Operating Budget (B)	Actuals To Date (C)	Projected Year Totals (D)	Difference (Col B & D) (E)	% Diff (E/B) (F)
LCFF SOURCES								
Principal Apportionment State Aid - Current Year		8011	187,769,618.00	207,405,411.00	113,331,655.00	200,045,376.00	(7,360,035.00)	-3.5%
Education Protection Account State Aid - Current Year		8012	60,422,053.00	72,559,574.00	36,279,787.00	72,559,574.00	0.00	0.0%
State Aid - Prior Years		8019	0.00	0.00	0.00	0.00	0.00	0.0%
Tax Relief Subventions Homeowners' Exemptions		8021	859,452.00	863,461.00	426,617.65	844,657.00	(18,804.00)	-2.2%
Timber Yield Tax		8022	0.00	20.00	0.00	0.00	(20.00)	-100.0%
Other Subventions/In-Lieu Taxes		8029	0.00	0.00	0.00	0.00	0.00	0.0%
County & District Taxes Secured Roll Taxes		8041	92,718,214.00	92,315,206.00	52,990,898.29	96,982,588.00	4,667,382.00	5.1%
Unsecured Roll Taxes		8042	2,737,916.00	3,385,460.00	3,489,012.95	2,963,916.00	(421,544.00)	-12.5%
Prior Years' Taxes		8043	639,894.00	921,538.00	1,305,309.79	785,708.00	(135,830.00)	-14.7%
Supplemental Taxes		8044	3,714,888.00	2,085,802.00	689,281.99	3,775,579.00	1,689,777.00	81.0%
Education Revenue Augmentation Fund (ERAF)		8045	14,247,735.00	13,651,346.00	10,531,870.99	15,251,608.00	1,600,262.00	11.7%
Community Redevelopment Funds (SB 617/699/1992)		8047	24,339.00	166,100.00	0.00	166,100.00	0.00	0.0%
Penalties and Interest from Delinquent Taxes		8048	0.00	0.00	0.00	0.00	0.00	0.0%
Miscellaneous Funds (EC 41604) Royalties and Bonuses		8081	0.00	0.00	0.00	0.00	0.00	0.0%
Other In-Lieu Taxes		8082	0.00	29,803.00	1,504.27	0.00	(29,803.00)	-100.0%
Less: Non-LCFF (50%) Adjustment		8089	0.00	(14,901.00)	0.00	0.00	14,901.00	-100.0%
Subtotal, LCFF Sources			363,134,109.00	393,368,820.00	219,045,937.93	393,375,106.00	6,286.00	0.0%
LCFF Transfers								
Unrestricted LCFF Transfers - Current Year	0000	8091	0.00	0.00	0.00	0.00	0.00	0.0%
All Other LCFF Transfers - Current Year	All Other	8091	0.00	0.00	0.00	0.00	0.00	0.0%
Transfers to Charter Schools in Lieu of Property Taxes		8096	(26,461,770.00)	(26,121,973.00)	(13,041,293.00)	(27,824,995.00)	(1,703,022.00)	6.5%
Property Taxes Transfers		8097	1,706,852.00	1,706,852.00	1,260,463.00	1,706,852.00	0.00	0.0%
LCFF/Revenue Limit Transfers - Prior Years		8099	0.00	0.00	0.00	0.00	0.00	0.0%
TOTAL, LCFF SOURCES			338,379,191.00	368,953,699.00	207,265,107.93	367,256,963.00	(1,696,736.00)	-0.5%
FEDERAL REVENUE								
Maintenance and Operations		8110	0.00	0.00	0.00	0.00	0.00	0.0%
Special Education Entitlement		8181	10,128,149.00	10,964,537.00	4,352,067.00	10,492,398.00	(472,139.00)	-4.3%
Special Education Discretionary Grants		8182	1,146,826.00	1,341,734.00	13,878.00	1,341,734.00	0.00	0.0%
Child Nutrition Programs		8220	0.00	0.00	0.00	0.00	0.00	0.0%
Donated Food Commodities		8221	0.00	0.00	0.00	0.00	0.00	0.0%
Forest Reserve Funds		8260	0.00	0.00	0.00	0.00	0.00	0.0%
Flood Control Funds		8270	0.00	0.00	0.00	0.00	0.00	0.0%
Wildlife Reserve Funds		8280	0.00	0.00	0.00	0.00	0.00	0.0%
FEMA		8281	0.00	0.00	0.00	0.00	0.00	0.0%
Interagency Contracts Between LEAs		8285	0.00	27,500.00	27,500.00	27,500.00	0.00	0.0%
Pass-Through Revenues from Federal Sources		8287	0.00	0.00	0.00	0.00	0.00	0.0%
Title I, Part A, Basic	3010	8290	14,424,619.00	15,296,071.00	5,620,336.00	15,194,400.00	(101,671.00)	-0.7%
Title I, Part D, Local Delinquent Programs	3025	8290	0.00	0.00	0.00	0.00	0.00	0.0%
Title II, Part A, Supporting Effective Instruction	4035	8290	1,352,485.00	1,877,967.00	701,699.00	1,537,023.00	(340,944.00)	-18.2%

Description	Resource Codes	Object Codes	Original Budget (A)	Board Approved Operating Budget (B)	Actuals To Date (C)	Projected Year Totals (D)	Difference (Col B & D) (E)	% Diff (E/B) (F)
Title III, Part A, Immigrant Student Program	4201	8290	293,277.00	419,193.00	174,324.00	419,193.00	0.00	0.0%
Title III, Part A, English Learner Program	4203	8290	619,081.00	724,966.00	323,170.00	724,966.00	0.00	0.0%
Public Charter Schools Grant Program (PCSGP)	4610	8290	0.00	0.00	0.00	0.00	0.00	0.0%
Other NCLB / Every Student Succeeds Act	3020, 3040, 3041, 3045, 3060, 3061, 3110, 3150, 3155, 3177, 3180, 3181, 3182, 3185, 4037, 4050, 4123, 4124, 4126, 4127, 4128, 5510, 5630	8290	2,598,180.00	2,588,619.00	1,484,942.66	2,625,875.00	37,256.00	1.4%
Career and Technical Education	3500-3599	8290	420,685.00	420,685.00	0.00	420,685.00	0.00	0.0%
All Other Federal Revenue	All Other	8290	1,239,782.00	35,697,254.00	24,984,577.84	35,757,031.00	59,777.00	0.2%
TOTAL, FEDERAL REVENUE			32,223,084.00	69,358,526.00	37,682,494.50	68,540,805.00	(817,721.00)	-1.2%
OTHER STATE REVENUE								
Other State Apportionments								
ROC/P Entitlement Prior Years	6360	8319	0.00	0.00	0.00	0.00	0.00	0.0%
Special Education Master Plan Current Year	6500	8311	29,301,073.00	30,643,933.00	19,111,734.00	29,504,759.00	(1,139,174.00)	-3.7%
Prior Years	6500	8319	98,515.00	98,515.00	21,083.00	98,515.00	0.00	0.0%
All Other State Apportionments - Current Year	All Other	8311	0.00	0.00	0.00	0.00	0.00	0.0%
All Other State Apportionments - Prior Years	All Other	8319	0.00	0.00	0.00	0.00	0.00	0.0%
Child Nutrition Programs		8520	0.00	0.00	0.00	0.00	0.00	0.0%
Mandated Costs Reimbursements		8550	1,556,785.00	1,556,785.00	1,556,785.00	1,556,785.00	0.00	0.0%
Lottery - Unrestricted and Instructional Materia		8560	6,873,311.00	7,540,886.00	1,809,077.29	7,472,570.00	(68,316.00)	-0.9%
Tax Relief Subventions Restricted Levies - Other								
Homeowners' Exemptions		8575	0.00	0.00	0.00	0.00	0.00	0.0%
Other Subventions/In-Lieu Taxes		8576	0.00	0.00	0.00	0.00	0.00	0.0%
Pass-Through Revenues from State Sources		8587	0.00	0.00	0.00	0.00	0.00	0.0%
After School Education and Safety (ASES)	6010	8590	3,934,493.00	3,934,493.00	2,950,875.00	3,934,493.00	0.00	0.0%
Charter School Facility Grant	6030	8590	0.00	0.00	0.00	0.00	0.00	0.0%
Career Technical Education Incentive Grant Program	6387	8590	1,100,642.00	1,454,095.00	1,344,030.63	1,454,095.00	0.00	0.0%
Drug/Alcohol/Tobacco Funds	6650, 6690, 6695	8590	0.00	420,783.00	173,182.00	420,783.00	0.00	0.0%
California Clean Energy Jobs Act	6230	8590	0.00	0.00	0.00	0.00	0.00	0.0%
Specialized Secondary	7370	8590	0.00	0.00	0.00	0.00	0.00	0.0%
American Indian Early Childhood Education	7210	8590	0.00	0.00	0.00	0.00	0.00	0.0%
All Other State Revenue	All Other	8590	24,395,303.00	28,407,944.00	6,593,996.20	28,739,794.00	331,850.00	1.2%
TOTAL, OTHER STATE REVENUE			67,260,122.00	74,057,434.00	33,560,763.12	73,181,794.00	(875,640.00)	-1.2%

Description	Resource Codes	Object Codes	Original Budget (A)	Board Approved Operating Budget (B)	Actuals To Date (C)	Projected Year Totals (D)	Difference (Col B & D) (E)	% Diff (E/B) (F)
OTHER LOCAL REVENUE								
Other Local Revenue								
County and District Taxes								
Other Restricted Levies								
Secured Roll		8615	0.00	0.00	0.00	0.00	0.00	0.0%
Unsecured Roll		8616	0.00	0.00	0.00	0.00	0.00	0.0%
Prior Years' Taxes		8617	0.00	0.00	0.00	0.00	0.00	0.0%
Supplemental Taxes		8618	0.00	0.00	0.00	0.00	0.00	0.0%
Non-Ad Valorem Taxes								
Parcel Taxes		8621	0.00	0.00	0.00	0.00	0.00	0.0%
Other		8622	0.00	0.00	0.00	0.00	0.00	0.0%
Community Redevelopment Funds Not Subject to LCFF Deduction		8625	0.00	0.00	0.00	0.00	0.00	0.0%
Penalties and Interest from Delinquent Non-LCFF Taxes		8629	0.00	0.00	0.00	0.00	0.00	0.0%
Sales								
Sale of Equipment/Supplies		8631	0.00	0.00	0.00	0.00	0.00	0.0%
Sale of Publications		8632	0.00	0.00	0.00	0.00	0.00	0.0%
Food Service Sales		8634	0.00	0.00	0.00	0.00	0.00	0.0%
All Other Sales		8639	0.00	0.00	0.00	0.00	0.00	0.0%
Leases and Rentals		8650	0.00	0.00	0.00	0.00	0.00	0.0%
Interest		8660	1,172,000.00	1,172,000.00	162,719.29	500,000.00	(672,000.00)	-57.3%
Net Increase (Decrease) in the Fair Value of Investments		8662	0.00	0.00	0.00	0.00	0.00	0.0%
Fees and Contracts								
Adult Education Fees		8671	0.00	0.00	0.00	0.00	0.00	0.0%
Non-Resident Students		8672	0.00	0.00	0.00	0.00	0.00	0.0%
Transportation Fees From Individuals		8675	0.00	0.00	0.00	0.00	0.00	0.0%
Interagency Services		8677	159,822.00	159,822.00	29,275.09	159,822.00	0.00	0.0%
Mitigation/Developer Fees		8681	0.00	0.00	0.00	0.00	0.00	0.0%
All Other Fees and Contracts		8689	968,132.00	593,132.00	77,110.20	439,162.00	(153,970.00)	-26.0%
Other Local Revenue								
Plus: Misc Funds Non-LCFF (50%) Adjustment		8691	0.00	14,901.00	0.00	0.00	(14,901.00)	-100.0%
Pass-Through Revenues From Local Sources		8697	0.00	0.00	0.00	0.00	0.00	0.0%
All Other Local Revenue		8699	3,110,515.00	3,596,383.00	2,622,642.90	4,104,905.00	508,522.00	14.1%
Tuition		8710	0.00	0.00	0.00	0.00	0.00	0.0%
All Other Transfers In		8781-8783	0.00	0.00	0.00	0.00	0.00	0.0%
Transfers Of Apportionments								
Special Education SELPA Transfers								
From Districts or Charter Schools	6500	8791	0.00	0.00	0.00	0.00	0.00	0.0%
From County Offices	6500	8792	273,587.00	273,587.00	0.00	273,587.00	0.00	0.0%
From JPAs	6500	8793	0.00	0.00	0.00	0.00	0.00	0.0%
ROC/P Transfers								
From Districts or Charter Schools	6360	8791	0.00	0.00	0.00	0.00	0.00	0.0%
From County Offices	6360	8792	0.00	0.00	0.00	0.00	0.00	0.0%
From JPAs	6360	8793	0.00	0.00	0.00	0.00	0.00	0.0%
Other Transfers of Apportionments								
From Districts or Charter Schools	All Other	8791	0.00	0.00	0.00	0.00	0.00	0.0%
From County Offices	All Other	8792	0.00	0.00	0.00	0.00	0.00	0.0%
From JPAs	All Other	8793	0.00	0.00	0.00	0.00	0.00	0.0%
All Other Transfers In from All Others		8799	0.00	0.00	0.00	0.00	0.00	0.0%
TOTAL, OTHER LOCAL REVENUE			5,684,056.00	5,809,825.00	2,891,747.48	5,477,476.00	(332,349.00)	-5.7%
TOTAL, REVENUES			443,546,453.00	518,179,484.00	281,400,113.03	514,457,038.00	(3,722,446.00)	-0.7%

Description	Resource Codes	Object Codes	Original Budget (A)	Board Approved Operating Budget (B)	Actuals To Date (C)	Projected Year Totals (D)	Difference (Col B & D) (E)	% Diff (E/B) (F)
CERTIFICATED SALARIES								
Certificated Teachers' Salaries		1100	162,703,548.00	164,886,136.00	85,477,580.15	168,396,721.00	(3,510,585.00)	-2.1%
Certificated Pupil Support Salaries		1200	13,768,445.00	13,861,961.00	7,146,601.55	13,985,842.00	(123,881.00)	-0.9%
Certificated Supervisors' and Administrators' Salaries		1300	19,302,032.00	18,999,720.00	10,883,058.07	19,495,372.00	(495,652.00)	-2.6%
Other Certificated Salaries		1900	9,408,654.00	10,063,488.00	4,510,895.67	9,627,976.00	435,512.00	4.3%
TOTAL, CERTIFICATED SALARIES			205,182,679.00	207,811,305.00	108,018,135.44	211,505,911.00	(3,694,606.00)	-1.8%
CLASSIFIED SALARIES								
Classified Instructional Salaries		2100	13,637,536.00	13,778,696.00	6,789,811.19	13,813,202.00	(34,506.00)	-0.3%
Classified Support Salaries		2200	27,851,045.00	27,149,427.00	14,330,337.60	26,490,135.00	659,292.00	2.4%
Classified Supervisors' and Administrators' Salaries		2300	8,640,739.00	8,544,179.00	4,802,328.27	8,561,996.00	(17,817.00)	-0.2%
Clerical, Technical and Office Salaries		2400	17,448,964.00	17,422,111.00	9,459,361.38	17,586,132.00	(164,021.00)	-0.9%
Other Classified Salaries		2900	2,969,495.00	2,907,773.00	615,854.23	2,753,615.00	154,158.00	5.3%
TOTAL, CLASSIFIED SALARIES			70,547,779.00	69,802,186.00	35,997,692.67	69,205,080.00	597,106.00	0.9%
EMPLOYEE BENEFITS								
STRS		3101-3102	53,560,400.00	52,624,715.00	17,004,493.69	53,392,810.00	(768,095.00)	-1.5%
PERS		3201-3202	14,985,472.00	14,463,217.00	7,716,967.19	14,606,937.00	(143,720.00)	-1.0%
OASDI/Medicare/Alternative		3301-3302	8,228,977.00	8,225,443.00	4,306,482.27	8,417,235.00	(191,792.00)	-2.3%
Health and Welfare Benefits		3401-3402	56,829,915.00	55,140,037.00	26,568,999.49	53,308,416.00	1,831,621.00	3.3%
Unemployment Insurance		3501-3502	138,756.00	140,660.00	72,134.93	140,379.00	281.00	0.2%
Workers' Compensation		3601-3602	4,873,196.00	5,369,230.00	2,814,688.53	5,426,816.00	(57,586.00)	-1.1%
OPEB, Allocated		3701-3702	5,325,278.00	5,782,436.00	3,006,365.56	5,827,440.00	(45,004.00)	-0.8%
OPEB, Active Employees		3751-3752	0.00	0.00	0.00	0.00	0.00	0.0%
Other Employee Benefits		3901-3902	2,373,776.00	4,061,686.00	2,069,571.01	4,084,377.00	(22,691.00)	-0.6%
TOTAL, EMPLOYEE BENEFITS			146,315,770.00	145,807,424.00	63,559,702.67	145,204,410.00	603,014.00	0.4%
BOOKS AND SUPPLIES								
Approved Textbooks and Core Curricula Materials		4100	3,252,469.00	5,351,343.00	313,165.17	5,349,061.00	2,282.00	0.0%
Books and Other Reference Materials		4200	719,945.00	1,231,714.00	744,780.62	1,481,550.00	(249,836.00)	-20.3%
Materials and Supplies		4300	15,470,109.00	43,807,251.00	7,936,636.10	34,190,777.00	9,616,474.00	22.0%
Noncapitalized Equipment		4400	3,970,193.00	4,447,708.00	1,500,737.05	4,560,540.00	(112,832.00)	-2.5%
Food		4700	7,683.00	7,683.00	0.00	7,683.00	0.00	0.0%
TOTAL, BOOKS AND SUPPLIES			23,420,399.00	54,845,699.00	10,495,318.94	45,589,611.00	9,256,088.00	16.9%
SERVICES AND OTHER OPERATING EXPENDITURES								
Subagreements for Services		5100	6,207,253.00	6,622,112.00	1,597,229.56	6,783,567.00	(161,455.00)	-2.4%
Travel and Conferences		5200	1,210,329.00	1,018,000.00	(19,496.47)	952,723.00	65,277.00	6.4%
Dues and Memberships		5300	159,399.00	208,541.00	161,032.99	225,311.00	(16,770.00)	-8.0%
Insurance		5400-5450	2,724,845.00	2,724,845.00	1,333,879.73	2,845,140.00	(120,295.00)	-4.4%
Operations and Housekeeping Services		5500	7,802,247.00	7,224,082.00	3,422,620.79	7,224,082.00	0.00	0.0%
Rentals, Leases, Repairs, and Noncapitalized Improvements		5600	1,271,931.00	1,357,719.00	463,667.99	1,394,678.00	(36,959.00)	-2.7%
Transfers of Direct Costs		5710	0.00	0.00	0.00	0.00	0.00	0.0%
Transfers of Direct Costs - Interfund		5750	(6,383,070.00)	(6,268,438.00)	(1,933,838.11)	(5,600,500.00)	(667,938.00)	10.7%
Professional/Consulting Services and Operating Expenditures		5800	13,687,234.00	15,652,337.00	8,065,706.45	16,078,645.00	(426,308.00)	-2.7%
Communications		5900	1,524,525.00	2,158,986.00	513,361.21	2,179,846.00	(20,860.00)	-1.0%
TOTAL, SERVICES AND OTHER OPERATING EXPENDITURES			28,204,693.00	30,698,184.00	13,604,164.14	32,083,492.00	(1,385,308.00)	-4.5%

Description	Resource Codes	Object Codes	Original Budget (A)	Board Approved Operating Budget (B)	Actuals To Date (C)	Projected Year Totals (D)	Difference (Col B & D) (E)	% Diff (E/B) (F)
CAPITAL OUTLAY								
Land		6100	0.00	0.00	0.00	0.00	0.00	0.0%
Land Improvements		6170	0.00	0.00	0.00	0.00	0.00	0.0%
Buildings and Improvements of Buildings		6200	0.00	0.00	0.00	0.00	0.00	0.0%
Books and Media for New School Libraries or Major Expansion of School Libraries		6300	0.00	0.00	0.00	0.00	0.00	0.0%
Equipment		6400	0.00	522,022.00	250,687.45	698,783.00	(176,761.00)	-33.9%
Equipment Replacement		6500	146,000.00	146,000.00	0.00	198,761.00	(52,761.00)	-36.1%
TOTAL, CAPITAL OUTLAY			146,000.00	668,022.00	250,687.45	897,544.00	(229,522.00)	-34.4%
OTHER OUTGO (excluding Transfers of Indirect Costs)								
Tuition								
Tuition for Instruction Under Interdistrict Attendance Agreements		7110	0.00	0.00	0.00	0.00	0.00	0.0%
State Special Schools		7130	0.00	0.00	(486.00)	0.00	0.00	0.0%
Tuition, Excess Costs, and/or Deficit Payments								
Payments to Districts or Charter Schools		7141	0.00	0.00	0.00	0.00	0.00	0.0%
Payments to County Offices		7142	313,230.00	710,463.00	390,756.00	710,463.00	0.00	0.0%
Payments to JPAs		7143	0.00	0.00	0.00	0.00	0.00	0.0%
Transfers of Pass-Through Revenues								
To Districts or Charter Schools		7211	0.00	0.00	0.00	0.00	0.00	0.0%
To County Offices		7212	0.00	0.00	0.00	0.00	0.00	0.0%
To JPAs		7213	0.00	0.00	0.00	0.00	0.00	0.0%
Special Education SELPA Transfers of Apportionments								
To Districts or Charter Schools	6500	7221	0.00	0.00	0.00	0.00	0.00	0.0%
To County Offices	6500	7222	0.00	0.00	0.00	0.00	0.00	0.0%
To JPAs	6500	7223	0.00	0.00	0.00	0.00	0.00	0.0%
ROC/P Transfers of Apportionments								
To Districts or Charter Schools	6360	7221	0.00	0.00	0.00	0.00	0.00	0.0%
To County Offices	6360	7222	0.00	0.00	0.00	0.00	0.00	0.0%
To JPAs	6360	7223	0.00	0.00	0.00	0.00	0.00	0.0%
Other Transfers of Apportionments	All Other	7221-7223	0.00	0.00	0.00	0.00	0.00	0.0%
All Other Transfers		7281-7283	0.00	0.00	0.00	0.00	0.00	0.0%
All Other Transfers Out to All Others		7299	0.00	0.00	0.00	0.00	0.00	0.0%
Debt Service								
Debt Service - Interest		7438	32,270.00	24,897.00	24,778.14	24,897.00	0.00	0.0%
Other Debt Service - Principal		7439	267,793.00	275,045.00	275,045.15	275,045.00	0.00	0.0%
TOTAL, OTHER OUTGO (excluding Transfers of Indirect Costs)			613,293.00	1,010,405.00	690,093.29	1,010,405.00	0.00	0.0%
OTHER OUTGO - TRANSFERS OF INDIRECT COSTS								
Transfers of Indirect Costs		7310	0.00	0.00	0.00	0.00		
Transfers of Indirect Costs - Interfund		7350	(1,409,223.00)	(1,342,040.00)	(462,429.68)	(1,322,763.00)	(19,277.00)	1.4%
TOTAL, OTHER OUTGO - TRANSFERS OF INDIRECT COSTS			(1,409,223.00)	(1,342,040.00)	(462,429.68)	(1,322,763.00)	(19,277.00)	1.4%
TOTAL, EXPENDITURES			473,021,390.00	509,301,185.00	232,153,364.92	504,173,690.00	5,127,495.00	1.0%

Description	Resource Codes	Object Codes	Original Budget (A)	Board Approved Operating Budget (B)	Actuals To Date (C)	Projected Year Totals (D)	Difference (Col B & D) (E)	% Diff (E/B) (F)
INTERFUND TRANSFERS								
INTERFUND TRANSFERS IN								
From: Special Reserve Fund		8912	0.00	0.00	0.00	0.00	0.00	0.0%
From: Bond Interest and Redemption Fund		8914	0.00	0.00	0.00	0.00	0.00	0.0%
Other Authorized Interfund Transfers In		8919	0.00	0.00	0.00	0.00	0.00	0.0%
(a) TOTAL, INTERFUND TRANSFERS IN			0.00	0.00	0.00	0.00	0.00	0.0%
INTERFUND TRANSFERS OUT								
To: Child Development Fund		7611	0.00	2,915,000.00	2,915,000.00	2,915,000.00	0.00	0.0%
To: Special Reserve Fund		7612	0.00	0.00	0.00	0.00	0.00	0.0%
To: State School Building Fund/ County School Facilities Fund		7613	0.00	0.00	0.00	0.00	0.00	0.0%
To: Cafeteria Fund		7616	175,000.00	3,675,000.00	2,000,000.00	3,675,000.00	0.00	0.0%
Other Authorized Interfund Transfers Out		7619	2,056,720.00	2,056,720.00	2,013,377.00	4,056,720.00	(2,000,000.00)	-97.2%
(b) TOTAL, INTERFUND TRANSFERS OUT			2,231,720.00	8,646,720.00	6,928,377.00	10,646,720.00	(2,000,000.00)	-23.1%
OTHER SOURCES/USES								
SOURCES								
State Apportionments Emergency Apportionments		8931	0.00	0.00	0.00	0.00	0.00	0.0%
Proceeds								
Proceeds from Disposal of Capital Assets		8953	0.00	0.00	0.00	0.00	0.00	0.0%
Other Sources								
Transfers from Funds of Lapsed/Reorganized LEAs		8965	0.00	0.00	0.00	0.00	0.00	0.0%
Long-Term Debt Proceeds								
Proceeds from Certificates of Participation		8971	0.00	0.00	0.00	0.00	0.00	0.0%
Proceeds from Capital Leases		8972	0.00	0.00	0.00	0.00	0.00	0.0%
Proceeds from Lease Revenue Bonds		8973	0.00	0.00	0.00	0.00	0.00	0.0%
All Other Financing Sources		8979	0.00	0.00	0.00	0.00	0.00	0.0%
(c) TOTAL, SOURCES			0.00	0.00	0.00	0.00	0.00	0.0%
USES								
Transfers of Funds from Lapsed/Reorganized LEAs		7651	0.00	0.00	0.00	0.00	0.00	0.0%
All Other Financing Uses		7699	0.00	0.00	0.00	0.00	0.00	0.0%
(d) TOTAL, USES			0.00	0.00	0.00	0.00	0.00	0.0%
CONTRIBUTIONS								
Contributions from Unrestricted Revenues		8980	0.00	0.00	0.00	0.00		
Contributions from Restricted Revenues		8990	0.00	0.00	0.00	0.00		
(e) TOTAL, CONTRIBUTIONS			0.00	0.00	0.00	0.00	0.00	0.0%
TOTAL, OTHER FINANCING SOURCES/USES (a - b + c - d + e)			(2,231,720.00)	(8,646,720.00)	(6,928,377.00)	(10,646,720.00)	2,000,000.00	23.1%

Resource	Description	2020-21 Projected Year Totals
5640	Medi-Cal Billing Option	1,030,421.00
6300	Lottery: Instructional Materials	122,740.00
8150	Ongoing & Major Maintenance Account (RM	2,365,724.00
9010	Other Restricted Local	15,841,256.35
Total, Restricted Balance		19,360,141.35

Description	Resource Codes	Object Codes	Original Budget (A)	Board Approved Operating Budget (B)	Actuals To Date (C)	Projected Year Totals (D)	Difference (Col B & D) (E)	% Diff Column B & D (F)
A. REVENUES								
1) LCFF Sources		8010-8099	2,973,585.00	2,833,237.00	1,486,584.00	2,876,077.00	42,840.00	1.5%
2) Federal Revenue		8100-8299	36,544.00	136,204.00	17,128.74	136,204.00	0.00	0.0%
3) Other State Revenue		8300-8599	323,098.00	339,650.00	113,141.96	333,501.00	(6,149.00)	-1.8%
4) Other Local Revenue		8600-8799	1,390.00	1,390.00	2,626.00	5,252.00	3,862.00	277.8%
5) TOTAL, REVENUES			3,334,617.00	3,310,481.00	1,619,480.70	3,351,034.00		
B. EXPENDITURES								
1) Certificated Salaries		1000-1999	1,444,930.00	1,428,555.00	804,065.98	1,418,471.00	10,084.00	0.7%
2) Classified Salaries		2000-2999	238,852.00	279,483.00	157,865.80	263,780.00	15,703.00	5.6%
3) Employee Benefits		3000-3999	829,986.00	836,414.00	359,585.98	815,654.00	20,760.00	2.5%
4) Books and Supplies		4000-4999	204,708.00	294,419.00	25,988.00	336,055.00	(41,636.00)	-14.1%
5) Services and Other Operating Expenditures		5000-5999	361,910.00	443,312.00	128,574.22	446,127.00	(2,815.00)	-0.6%
6) Capital Outlay		6000-6999	0.00	0.00	0.00	0.00	0.00	0.0%
7) Other Outgo (excluding Transfers of Indirect Costs)		7100-7299, 7400-7499	0.00	0.00	0.00	0.00	0.00	0.0%
8) Other Outgo - Transfers of Indirect Costs		7300-7399	6,967.00	11,382.00	99.00	10,691.00	691.00	6.1%
9) TOTAL, EXPENDITURES			3,087,353.00	3,293,565.00	1,476,178.98	3,290,778.00		
C. EXCESS (DEFICIENCY) OF REVENUES OVER EXPENDITURES BEFORE OTHER FINANCING SOURCES AND USES (A5 - B9)			247,264.00	16,916.00	143,301.72	60,256.00		
D. OTHER FINANCING SOURCES/USES								
1) Interfund Transfers								
a) Transfers In		8900-8929	0.00	0.00	0.00	0.00	0.00	0.0%
b) Transfers Out		7600-7629	237,828.00	237,828.00	206,441.17	237,828.00	0.00	0.0%
2) Other Sources/Uses								
a) Sources		8930-8979	0.00	0.00	0.00	0.00	0.00	0.0%
b) Uses		7630-7699	0.00	0.00	0.00	0.00	0.00	0.0%
3) Contributions		8980-8999	0.00	0.00	0.00	0.00	0.00	0.0%
4) TOTAL, OTHER FINANCING SOURCES/USES			(237,828.00)	(237,828.00)	(206,441.17)	(237,828.00)		

Description	Resource Codes	Object Codes	Original Budget (A)	Board Approved Operating Budget (B)	Actuals To Date (C)	Projected Year Totals (D)	Difference (Col B & D) (E)	% Diff Column B & D (F)
E. NET INCREASE (DECREASE) IN FUND BALANCE (C + D4)			9,436.00	(220,912.00)	(63,139.45)	(177,572.00)		
F. FUND BALANCE, RESERVES								
1) Beginning Fund Balance								
a) As of July 1 - Unaudited		9791	1,317,936.53	1,317,936.53		1,317,936.53	0.00	0.0%
b) Audit Adjustments		9793	0.00	0.00		0.00	0.00	0.0%
c) As of July 1 - Audited (F1a + F1b)			1,317,936.53	1,317,936.53		1,317,936.53		
d) Other Restatements		9795	0.00	0.00		0.00	0.00	0.0%
e) Adjusted Beginning Balance (F1c + F1d)			1,317,936.53	1,317,936.53		1,317,936.53		
2) Ending Balance, June 30 (E + F1e)			1,327,372.53	1,097,024.53		1,140,364.53		
Components of Ending Fund Balance								
a) Nonspendable								
Revolving Cash		9711	0.00	0.00		0.00		
Stores		9712	0.00	0.00		0.00		
Prepaid Items		9713	0.00	0.00		0.00		
All Others		9719	0.00	0.00		0.00		
b) Restricted		9740	111,859.42	111,859.42		111,859.42		
c) Committed								
Stabilization Arrangements		9750	0.00	0.00		0.00		
Other Commitments		9760	0.00	0.00		0.00		
d) Assigned								
Other Assignments		9780	1,215,513.11	985,165.11		1,028,505.11		
LCFF Revenue	0000	9780	*972,410.49*					
Reserve for Economic Uncertainties	0000	9780	*243,102.62*					
LCFF Revenue	0000	9780		*678,602.00*				
Reserve for Economic Uncertainties	0000	9780		*306,563.11*				
LCFF Revenue	0000	9780				*704,940.00*		
Reserve for Economic Uncertainties	0000	9780				*323,565.11*		
e) Unassigned/Unappropriated								
Reserve for Economic Uncertainties		9789	0.00	0.00		0.00		
Unassigned/Unappropriated Amount		9790	0.00	0.00		0.00		

Description	Resource Codes	Object Codes	Original Budget (A)	Board Approved Operating Budget (B)	Actuals To Date (C)	Projected Year Totals (D)	Difference (Col B & D) (E)	% Diff Column B & D (F)
LCFF SOURCES								
Principal Apportionment								
State Aid - Current Year		8011	1,780,870.00	1,550,877.00	845,937.00	1,550,877.00	0.00	0.0%
Education Protection Account State Aid - Current Year		8012	542,908.00	625,225.00	312,613.00	625,225.00	0.00	0.0%
State Aid - Prior Years		8019	0.00	0.00	(741.00)	0.00	0.00	0.0%
LCFF Transfers								
Unrestricted LCFF Transfers - Current Year	0000	8091	0.00	0.00	0.00	0.00	0.00	0.0%
All Other LCFF Transfers - Current Year	All Other	8091	0.00	0.00	0.00	0.00	0.00	0.0%
Transfers to Charter Schools in Lieu of Property Taxes		8096	649,807.00	657,135.00	328,775.00	699,975.00	42,840.00	6.5%
Property Taxes Transfers		8097	0.00	0.00	0.00	0.00	0.00	0.0%
LCFF/Revenue Limit Transfers - Prior Years		8099	0.00	0.00	0.00	0.00	0.00	0.0%
TOTAL, LCFF SOURCES			2,973,585.00	2,833,237.00	1,486,584.00	2,876,077.00	42,840.00	1.5%
FEDERAL REVENUE								
Maintenance and Operations		8110	0.00	0.00	0.00	0.00	0.00	0.0%
Special Education Entitlement		8181	0.00	0.00	0.00	0.00	0.00	0.0%
Special Education Discretionary Grants		8182	0.00	0.00	0.00	0.00	0.00	0.0%
Child Nutrition Programs		8220	0.00	0.00	0.00	0.00	0.00	0.0%
Donated Food Commodities		8221	0.00	0.00	0.00	0.00	0.00	0.0%
Interagency Contracts Between LEAs		8285	0.00	0.00	0.00	0.00	0.00	0.0%
Title I, Part A, Basic	3010	8290	0.00	0.00	0.00	0.00	0.00	0.0%
Title I, Part D, Local Delinquent Programs	3025	8290	0.00	0.00	0.00	0.00	0.00	0.0%
Title II, Part A, Supporting Effective Instruction	4035	8290	0.00	0.00	0.00	0.00	0.00	0.0%
Title III, Part A, Immigrant Student Program	4201	8290	0.00	0.00	0.00	0.00	0.00	0.0%
Title III, Part A, English Learner Program	4203	8290	0.00	0.00	0.00	0.00	0.00	0.0%
Public Charter Schools Grant Program (PCSGP)	4610	8290	0.00	0.00	0.00	0.00	0.00	0.0%
Other NCLB / Every Student Succeeds Act	3020, 3040, 3041, 3045, 3060, 3061, 3150, 3155, 3180, 3181, 3182, 3185, 4037,4124, 4126, 4127, 4128, 5510, 5630	8290	36,544.00	116,427.00	(2,648.26)	116,427.00	0.00	0.0%
Career and Technical Education	3500-3599	8290	0.00	0.00	0.00	0.00	0.00	0.0%
All Other Federal Revenue	All Other	8290	0.00	19,777.00	19,777.00	19,777.00	0.00	0.0%
TOTAL, FEDERAL REVENUE			36,544.00	136,204.00	17,128.74	136,204.00	0.00	0.0%
OTHER STATE REVENUE								
Other State Apportionments								
Special Education Master Plan Current Year	6500	8311	125,633.00	117,908.00	65,689.00	117,908.00	0.00	0.0%
Prior Years	6500	8319	0.00	0.00	0.00	0.00	0.00	0.0%
All Other State Apportionments - Current Year	All Other	8311	0.00	0.00	0.00	0.00	0.00	0.0%
All Other State Apportionments - Prior Years	All Other	8319	0.00	0.00	0.00	0.00	0.00	0.0%
Child Nutrition Programs		8520	0.00	0.00	0.00	0.00	0.00	0.0%
Mandated Costs Reimbursements		8550	11,065.00	11,065.00	11,048.00	11,065.00	0.00	0.0%
Lottery - Unrestricted and Instructional Materials		8560	56,215.00	56,215.00	12,127.96	50,066.00	(6,149.00)	-10.9%
After School Education and Safety (ASES)	6010	8590	0.00	0.00	0.00	0.00	0.00	0.0%

Description	Resource Codes	Object Codes	Original Budget (A)	Board Approved Operating Budget (B)	Actuals To Date (C)	Projected Year Totals (D)	Difference (Col B & D) (E)	% Diff Column B & D (F)
Charter School Facility Grant	6030	8590	0.00	0.00	0.00	0.00	0.00	0.0%
Drug/Alcohol/Tobacco Funds	6690, 6695	8590	0.00	0.00	0.00	0.00	0.00	0.0%
California Clean Energy Jobs Act	6230	8590	0.00	0.00	0.00	0.00	0.00	0.0%
Career Technical Education Incentive Grant Program	6387	8590	0.00	0.00	0.00	0.00	0.00	0.0%
Specialized Secondary	7370	8590	0.00	0.00	0.00	0.00	0.00	0.0%
All Other State Revenue	All Other	8590	130,185.00	154,462.00	24,277.00	154,462.00	0.00	0.0%
TOTAL, OTHER STATE REVENUE			323,098.00	339,650.00	113,141.96	333,501.00	(6,149.00)	-1.8%
OTHER LOCAL REVENUE								
Sales								
Sale of Equipment/Supplies		8631	0.00	0.00	0.00	0.00	0.00	0.0%
Sale of Publications		8632	0.00	0.00	0.00	0.00	0.00	0.0%
Food Service Sales		8634	0.00	0.00	0.00	0.00	0.00	0.0%
All Other Sales		8639	0.00	0.00	0.00	0.00	0.00	0.0%
Leases and Rentals		8650	0.00	0.00	0.00	0.00	0.00	0.0%
Interest		8660	1,390.00	1,390.00	2,626.00	5,252.00	3,862.00	277.8%
Net Increase (Decrease) in the Fair Value of Investments		8662	0.00	0.00	0.00	0.00	0.00	0.0%
Fees and Contracts								
Child Development Parent Fees		8673	0.00	0.00	0.00	0.00	0.00	0.0%
Transportation Fees From Individuals		8675	0.00	0.00	0.00	0.00	0.00	0.0%
Interagency Services		8677	0.00	0.00	0.00	0.00	0.00	0.0%
All Other Fees and Contracts		8689	0.00	0.00	0.00	0.00	0.00	0.0%
Other Local Revenue								
All Other Local Revenue		8699	0.00	0.00	0.00	0.00	0.00	0.0%
Tuition		8710	0.00	0.00	0.00	0.00	0.00	0.0%
All Other Transfers In		8781-8783	0.00	0.00	0.00	0.00	0.00	0.0%
Transfers of Apportionments								
Special Education SELPA Transfers								
From Districts or Charter Schools	6500	8791	0.00	0.00	0.00	0.00	0.00	0.0%
From County Offices	6500	8792	0.00	0.00	0.00	0.00	0.00	0.0%
From JPAs	6500	8793	0.00	0.00	0.00	0.00	0.00	0.0%
Other Transfers of Apportionments								
From Districts or Charter Schools	All Other	8791	0.00	0.00	0.00	0.00	0.00	0.0%
From County Offices	All Other	8792	0.00	0.00	0.00	0.00	0.00	0.0%
From JPAs	All Other	8793	0.00	0.00	0.00	0.00	0.00	0.0%
All Other Transfers In from All Others		8799	0.00	0.00	0.00	0.00	0.00	0.0%
TOTAL, OTHER LOCAL REVENUE			1,390.00	1,390.00	2,626.00	5,252.00	3,862.00	277.8%
TOTAL, REVENUES			3,334,617.00	3,310,481.00	1,619,480.70	3,351,034.00		

Description	Resource Codes	Object Codes	Original Budget (A)	Board Approved Operating Budget (B)	Actuals To Date (C)	Projected Year Totals (D)	Difference (Col B & D) (E)	% Diff Column B & D (F)
CERTIFICATED SALARIES								
Certificated Teachers' Salaries		1100	1,014,168.00	988,546.00	548,730.45	971,259.00	17,287.00	1.7%
Certificated Pupil Support Salaries		1200	150,610.00	150,610.00	57,427.29	137,813.00	12,797.00	8.5%
Certificated Supervisors' and Administrators' Salaries		1300	247,614.00	247,168.00	144,181.80	247,168.00	0.00	0.0%
Other Certificated Salaries		1900	32,538.00	42,231.00	53,726.44	62,231.00	(20,000.00)	-47.4%
TOTAL, CERTIFICATED SALARIES			1,444,930.00	1,428,555.00	804,065.98	1,418,471.00	10,084.00	0.7%
CLASSIFIED SALARIES								
Classified Instructional Salaries		2100	148,054.00	148,055.00	95,673.65	148,055.00	0.00	0.0%
Classified Support Salaries		2200	0.00	0.00	0.00	0.00	0.00	0.0%
Classified Supervisors' and Administrators' Salaries		2300	0.00	0.00	0.00	0.00	0.00	0.0%
Clerical, Technical and Office Salaries		2400	90,798.00	131,428.00	62,192.15	115,725.00	15,703.00	11.9%
Other Classified Salaries		2900	0.00	0.00	0.00	0.00	0.00	0.0%
TOTAL, CLASSIFIED SALARIES			238,852.00	279,483.00	157,865.80	263,780.00	15,703.00	5.6%
EMPLOYEE BENEFITS								
STRS		3101-3102	386,085.00	364,363.00	121,627.89	363,295.00	1,068.00	0.3%
PERS		3201-3202	54,748.00	61,410.00	41,834.22	64,663.00	(3,253.00)	-5.3%
OASDI/Medicare/Alternative		3301-3302	44,309.00	45,287.00	25,984.79	43,989.00	1,298.00	2.9%
Health and Welfare Benefits		3401-3402	274,036.00	290,542.00	132,233.39	269,816.00	20,726.00	7.1%
Unemployment Insurance		3501-3502	840.00	855.00	480.34	835.00	20.00	2.3%
Workers' Compensation		3601-3602	31,991.00	35,571.00	18,918.33	35,136.00	435.00	1.2%
OPEB, Allocated		3701-3702	9,794.00	9,754.00	2,234.82	8,153.00	1,601.00	16.4%
OPEB, Active Employees		3751-3752	0.00	0.00	0.00	0.00	0.00	0.0%
Other Employee Benefits		3901-3902	28,183.00	28,632.00	16,272.20	29,767.00	(1,135.00)	-4.0%
TOTAL, EMPLOYEE BENEFITS			829,986.00	836,414.00	359,585.98	815,654.00	20,760.00	2.5%
BOOKS AND SUPPLIES								
Approved Textbooks and Core Curricula Materials		4100	14,393.00	14,393.00	0.00	11,606.00	2,787.00	19.4%
Books and Other Reference Materials		4200	2,670.00	5,998.00	1,208.50	6,336.00	(338.00)	-5.6%
Materials and Supplies		4300	175,171.00	261,554.00	24,779.50	305,639.00	(44,085.00)	-16.9%
Noncapitalized Equipment		4400	12,474.00	12,474.00	0.00	12,474.00	0.00	0.0%
Food		4700	0.00	0.00	0.00	0.00	0.00	0.0%
TOTAL, BOOKS AND SUPPLIES			204,708.00	294,419.00	25,988.00	336,055.00	(41,636.00)	-14.1%
SERVICES AND OTHER OPERATING EXPENDITURES								
Subagreements for Services		5100	0.00	0.00	0.00	0.00	0.00	0.0%
Travel and Conferences		5200	19,446.00	17,998.00	561.96	17,998.00	0.00	0.0%
Dues and Memberships		5300	2,593.00	2,593.00	75.00	2,593.00	0.00	0.0%
Insurance		5400-5450	0.00	0.00	0.00	0.00	0.00	0.0%
Operations and Housekeeping Services		5500	0.00	0.00	0.00	0.00	0.00	0.0%
Rentals, Leases, Repairs, and Noncapitalized Improvements		5600	1,176.00	1,176.00	618.73	1,176.00	0.00	0.0%
Transfers of Direct Costs		5710	0.00	0.00	0.00	0.00	0.00	0.0%
Transfers of Direct Costs - Interfund		5750	92,197.00	170,709.00	80,208.51	170,709.00	0.00	0.0%
Professional/Consulting Services and Operating Expenditures		5800	246,264.00	250,002.00	46,992.98	252,817.00	(2,815.00)	-1.1%
Communications		5900	234.00	834.00	117.04	834.00	0.00	0.0%
TOTAL, SERVICES AND OTHER OPERATING EXPENDITURES			361,910.00	443,312.00	128,574.22	446,127.00	(2,815.00)	-0.6%

Description	Resource Codes	Object Codes	Original Budget (A)	Board Approved Operating Budget (B)	Actuals To Date (C)	Projected Year Totals (D)	Difference (Col B & D) (E)	% Diff Column B & D (F)
CAPITAL OUTLAY								
Land		6100	0.00	0.00	0.00	0.00	0.00	0.0%
Land Improvements		6170	0.00	0.00	0.00	0.00	0.00	0.0%
Buildings and Improvements of Buildings		6200	0.00	0.00	0.00	0.00	0.00	0.0%
Books and Media for New School Libraries or Major Expansion of School Libraries		6300	0.00	0.00	0.00	0.00	0.00	0.0%
Equipment		6400	0.00	0.00	0.00	0.00	0.00	0.0%
Equipment Replacement		6500	0.00	0.00	0.00	0.00	0.00	0.0%
TOTAL, CAPITAL OUTLAY			0.00	0.00	0.00	0.00	0.00	0.0%
OTHER OUTGO (excluding Transfers of Indirect Costs)								
Tuition								
Tuition for Instruction Under Interdistrict Attendance Agreements		7110	0.00	0.00	0.00	0.00	0.00	0.0%
Tuition, Excess Costs, and/or Deficit Payments Payments to Districts or Charter Schools		7141	0.00	0.00	0.00	0.00	0.00	0.0%
Payments to County Offices		7142	0.00	0.00	0.00	0.00	0.00	0.0%
Payments to JPAs		7143	0.00	0.00	0.00	0.00	0.00	0.0%
Other Transfers Out								
All Other Transfers		7281-7283	0.00	0.00	0.00	0.00	0.00	0.0%
All Other Transfers Out to All Others		7299	0.00	0.00	0.00	0.00	0.00	0.0%
Debt Service								
Debt Service - Interest		7438	0.00	0.00	0.00	0.00	0.00	0.0%
Other Debt Service - Principal		7439	0.00	0.00	0.00	0.00	0.00	0.0%
TOTAL, OTHER OUTGO (excluding Transfers of Indirect Costs)			0.00	0.00	0.00	0.00	0.00	0.0%
OTHER OUTGO - TRANSFERS OF INDIRECT COSTS								
Transfers of Indirect Costs		7310	0.00	0.00	0.00	0.00	0.00	0.0%
Transfers of Indirect Costs - Interfund		7350	6,967.00	11,382.00	99.00	10,691.00	691.00	6.1%
TOTAL, OTHER OUTGO - TRANSFERS OF INDIRECT COSTS			6,967.00	11,382.00	99.00	10,691.00	691.00	6.1%
TOTAL, EXPENDITURES			3,087,353.00	3,293,565.00	1,476,178.98	3,290,778.00		

Description	Resource Codes	Object Codes	Original Budget (A)	Board Approved Operating Budget (B)	Actuals To Date (C)	Projected Year Totals (D)	Difference (Col B & D) (E)	% Diff Column B & D (F)
INTERFUND TRANSFERS								
INTERFUND TRANSFERS IN								
Other Authorized Interfund Transfers In		8919	0.00	0.00	0.00	0.00	0.00	0.0%
(a) TOTAL, INTERFUND TRANSFERS IN			0.00	0.00	0.00	0.00	0.00	0.0%
INTERFUND TRANSFERS OUT								
Other Authorized Interfund Transfers Out		7619	237,828.00	237,828.00	206,441.17	237,828.00	0.00	0.0%
(b) TOTAL, INTERFUND TRANSFERS OUT			237,828.00	237,828.00	206,441.17	237,828.00	0.00	0.0%
OTHER SOURCES/USES								
SOURCES								
Other Sources								
Transfers from Funds of Lapsed/Reorganized LEAs		8965	0.00	0.00	0.00	0.00	0.00	0.0%
Long-Term Debt Proceeds								
Proceeds from Capital Leases		8972	0.00	0.00	0.00	0.00	0.00	0.0%
All Other Financing Sources		8979	0.00	0.00	0.00	0.00	0.00	0.0%
(c) TOTAL, SOURCES			0.00	0.00	0.00	0.00	0.00	0.0%
USES								
Transfers of Funds from Lapsed/Reorganized LEAs		7651	0.00	0.00	0.00	0.00	0.00	0.0%
All Other Financing Uses		7699	0.00	0.00	0.00	0.00	0.00	0.0%
(d) TOTAL, USES			0.00	0.00	0.00	0.00	0.00	0.0%
CONTRIBUTIONS								
Contributions from Unrestricted Revenues		8980	0.00	0.00	0.00	0.00	0.00	0.0%
Contributions from Restricted Revenues		8990	0.00	0.00	0.00	0.00	0.00	0.0%
(e) TOTAL, CONTRIBUTIONS			0.00	0.00	0.00	0.00	0.00	0.0%
TOTAL, OTHER FINANCING SOURCES/USES (a - b + c - d + e)			(237,828.00)	(237,828.00)	(206,441.17)	(237,828.00)		

Resource	Description	2020/21 Projected Year Totals
6300	Lottery: Instructional Materials	3,715.86
6500	Special Education	1,146.00
9010	Other Restricted Local	106,997.56
Total, Restricted Balance		111,859.42

Description	Resource Codes	Object Codes	Original Budget (A)	Board Approved Operating Budget (B)	Actuals To Date (C)	Projected Year Totals (D)	Difference (Col B & D) (E)	% Diff Column B & D (F)
A. REVENUES								
1) LCFF Sources		8010-8099	0.00	0.00	0.00	0.00	0.00	0.0%
2) Federal Revenue		8100-8299	0.00	0.00	0.00	0.00	0.00	0.0%
3) Other State Revenue		8300-8599	4,664,859.00	4,627,521.00	2,648,271.50	4,791,286.00	163,765.00	3.5%
4) Other Local Revenue		8600-8799	0.00	0.00	0.00	0.00	0.00	0.0%
5) TOTAL, REVENUES			4,664,859.00	4,627,521.00	2,648,271.50	4,791,286.00		
B. EXPENDITURES								
1) Certificated Salaries		1000-1999	0.00	0.00	0.00	0.00	0.00	0.0%
2) Classified Salaries		2000-2999	0.00	0.00	0.00	0.00	0.00	0.0%
3) Employee Benefits		3000-3999	0.00	0.00	0.00	0.00	0.00	0.0%
4) Books and Supplies		4000-4999	0.00	0.00	0.00	0.00	0.00	0.0%
5) Services and Other Operating Expenditures		5000-5999	0.00	0.00	0.00	0.00	0.00	0.0%
6) Capital Outlay		6000-6999	0.00	0.00	0.00	0.00	0.00	0.0%
7) Other Outgo (excluding Transfers of Indirect Costs)		7100-7299, 7400-7499	4,664,859.00	4,627,521.00	2,599,369.50	4,791,286.00	(163,765.00)	-3.5%
8) Other Outgo - Transfers of Indirect Costs		7300-7399	0.00	0.00	0.00	0.00	0.00	0.0%
9) TOTAL, EXPENDITURES			4,664,859.00	4,627,521.00	2,599,369.50	4,791,286.00		
C. EXCESS (DEFICIENCY) OF REVENUES OVER EXPENDITURES BEFORE OTHER FINANCING SOURCES AND USES (A5 - B9)			0.00	0.00	48,902.00	0.00		
D. OTHER FINANCING SOURCES/USES								
1) Interfund Transfers								
a) Transfers In		8900-8929	0.00	0.00	0.00	0.00	0.00	0.0%
b) Transfers Out		7600-7629	0.00	0.00	0.00	0.00	0.00	0.0%
2) Other Sources/Uses								
a) Sources		8930-8979	0.00	0.00	0.00	0.00	0.00	0.0%
b) Uses		7630-7699	0.00	0.00	0.00	0.00	0.00	0.0%
3) Contributions		8980-8999	0.00	0.00	0.00	0.00	0.00	0.0%
4) TOTAL, OTHER FINANCING SOURCES/USES			0.00	0.00	0.00	0.00		

Description	Resource Codes	Object Codes	Original Budget (A)	Board Approved Operating Budget (B)	Actuals To Date (C)	Projected Year Totals (D)	Difference (Col B & D) (E)	% Diff Column B & D (F)
E. NET INCREASE (DECREASE) IN FUND BALANCE (C + D4)			0.00	0.00	48,902.00	0.00		
F. FUND BALANCE, RESERVES								
1) Beginning Fund Balance								
a) As of July 1 - Unaudited		9791	0.00	0.00		0.00	0.00	0.0%
b) Audit Adjustments		9793	0.00	0.00		0.00	0.00	0.0%
c) As of July 1 - Audited (F1a + F1b)			0.00	0.00		0.00		
d) Other Restatements		9795	0.00	0.00		0.00	0.00	0.0%
e) Adjusted Beginning Balance (F1c + F1d)			0.00	0.00		0.00		
2) Ending Balance, June 30 (E + F1e)			0.00	0.00		0.00		
Components of Ending Fund Balance								
a) Nonspendable								
Revolving Cash		9711	0.00	0.00		0.00		
Stores		9712	0.00	0.00		0.00		
Prepaid Items		9713	0.00	0.00		0.00		
All Others		9719	0.00	0.00		0.00		
b) Restricted		9740	0.00	0.00		0.00		
c) Committed								
Stabilization Arrangements		9750	0.00	0.00		0.00		
Other Commitments		9760	0.00	0.00		0.00		
d) Assigned								
Other Assignments		9780	0.00	0.00		0.00		
e) Unassigned/Unappropriated								
Reserve for Economic Uncertainties		9789	0.00	0.00		0.00		
Unassigned/Unappropriated Amount		9790	0.00	0.00		0.00		

Description	Resource Codes	Object Codes	Original Budget (A)	Board Approved Operating Budget (B)	Actuals To Date (C)	Projected Year Totals (D)	Difference (Col B & D) (E)	% Diff Column B & D (F)
LCFF SOURCES								
LCFF Transfers								
Property Taxes Transfers		8097	0.00	0.00	0.00	0.00	0.00	0.0%
TOTAL, LCFF SOURCES			0.00	0.00	0.00	0.00	0.00	0.0%
FEDERAL REVENUE								
Pass-Through Revenues From Federal Sources		8287	0.00	0.00	0.00	0.00	0.00	0.0%
TOTAL, FEDERAL REVENUE			0.00	0.00	0.00	0.00	0.00	0.0%
OTHER STATE REVENUE								
Other State Apportionments								
Special Education Master Plan Current Year	6500	8311	4,480,398.00	4,422,805.00	2,464,031.00	4,422,805.00	0.00	0.0%
Prior Years	6500	8319	0.00	0.00	0.00	0.00	0.00	0.0%
All Other State Apportionments - Current Year	All Other	8311	0.00	0.00	0.00	0.00	0.00	0.0%
All Other State Apportionments - Prior Years	All Other	8319	0.00	0.00	0.00	0.00	0.00	0.0%
Pass-Through Revenues from State Sources		8587	184,461.00	204,716.00	184,240.50	368,481.00	163,765.00	80.0%
TOTAL, OTHER STATE REVENUE			4,664,859.00	4,627,521.00	2,648,271.50	4,791,286.00	163,765.00	3.5%
OTHER LOCAL REVENUE								
Interest		8660	0.00	0.00	0.00	0.00	0.00	0.0%
Net Increase (Decrease) in the Fair Value of Investments		8662	0.00	0.00	0.00	0.00	0.00	0.0%
Other Local Revenue								
Pass-Through Revenues From Local Sources		8697	0.00	0.00	0.00	0.00	0.00	0.0%
Transfers of Apportionments								
From Districts or Charter Schools		8791	0.00	0.00	0.00	0.00	0.00	0.0%
From County Offices		8792	0.00	0.00	0.00	0.00	0.00	0.0%
From JPAs		8793	0.00	0.00	0.00	0.00	0.00	0.0%
TOTAL, OTHER LOCAL REVENUE			0.00	0.00	0.00	0.00	0.00	0.0%
TOTAL, REVENUES			4,664,859.00	4,627,521.00	2,648,271.50	4,791,286.00		
OTHER OUTGO (excluding Transfers of Indirect Costs)								
Other Transfers Out								
Transfers of Pass-Through Revenues To Districts or Charter Schools		7211	184,461.00	204,716.00	184,240.50	368,481.00	(163,765.00)	-80.0%
To County Offices		7212	0.00	0.00	0.00	0.00	0.00	0.0%
To JPAs		7213	0.00	0.00	0.00	0.00	0.00	0.0%
Special Education SELPA Transfers of Apportionments To Districts or Charter Schools	6500	7221	4,480,398.00	4,422,805.00	2,415,129.00	4,422,805.00	0.00	0.0%
To County Offices	6500	7222	0.00	0.00	0.00	0.00	0.00	0.0%
To JPAs	6500	7223	0.00	0.00	0.00	0.00	0.00	0.0%
Other Transfers of Apportionments	All Other	7221-7223	0.00	0.00	0.00	0.00	0.00	0.0%
All Other Transfers		7281-7283	0.00	0.00	0.00	0.00	0.00	0.0%
All Other Transfers Out to All Others		7299	0.00	0.00	0.00	0.00	0.00	0.0%
TOTAL, OTHER OUTGO (excluding Transfers of Indirect Costs)			4,664,859.00	4,627,521.00	2,599,369.50	4,791,286.00	(163,765.00)	-3.5%
TOTAL, EXPENDITURES			4,664,859.00	4,627,521.00	2,599,369.50	4,791,286.00		

Resource	Description	2020/21 Projected Year Totals
Total, Restricted Balance		0.00

Description	Resource Codes	Object Codes	Original Budget (A)	Board Approved Operating Budget (B)	Actuals To Date (C)	Projected Year Totals (D)	Difference (Col B & D) (E)	% Diff Column B & D (F)
A. REVENUES								
1) LCFF Sources		8010-8099	0.00	0.00	0.00	0.00	0.00	0.0%
2) Federal Revenue		8100-8299	434,168.00	413,613.00	0.00	413,613.00	0.00	0.0%
3) Other State Revenue		8300-8599	2,124,347.00	2,919,499.00	1,187,881.00	2,919,499.00	0.00	0.0%
4) Other Local Revenue		8600-8799	168,989.00	168,989.00	23,935.99	168,989.00	0.00	0.0%
5) TOTAL, REVENUES			2,727,504.00	3,502,101.00	1,211,816.99	3,502,101.00		
B. EXPENDITURES								
1) Certificated Salaries		1000-1999	1,222,676.00	1,157,799.00	488,775.29	1,125,540.00	32,259.00	2.8%
2) Classified Salaries		2000-2999	352,840.00	294,364.00	148,064.09	296,259.00	(1,895.00)	-0.6%
3) Employee Benefits		3000-3999	686,167.00	628,161.00	242,721.16	632,802.00	(4,641.00)	-0.7%
4) Books and Supplies		4000-4999	155,567.00	481,337.00	18,082.06	526,425.00	(45,088.00)	-9.4%
5) Services and Other Operating Expenditures		5000-5999	953,235.00	1,036,354.00	687,696.54	1,016,989.00	19,365.00	1.9%
6) Capital Outlay		6000-6999	0.00	0.00	0.00	0.00	0.00	0.0%
7) Other Outgo (excluding Transfers of Indirect Costs)		7100-7299, 7400-7499	0.00	0.00	0.00	0.00	0.00	0.0%
8) Other Outgo - Transfers of Indirect Costs		7300-7399	56,768.00	68,038.00	0.00	68,038.00	0.00	0.0%
9) TOTAL, EXPENDITURES			3,427,253.00	3,666,053.00	1,585,339.14	3,666,053.00		
C. EXCESS (DEFICIENCY) OF REVENUES OVER EXPENDITURES BEFORE OTHER FINANCING SOURCES AND USES (A5 - B9)			(699,749.00)	(163,952.00)	(373,522.15)	(163,952.00)		
D. OTHER FINANCING SOURCES/USES								
1) Interfund Transfers								
a) Transfers In		8900-8929	0.00	0.00	0.00	0.00	0.00	0.0%
b) Transfers Out		7600-7629	90,300.00	90,300.00	90,300.00	90,300.00	0.00	0.0%
2) Other Sources/Uses								
a) Sources		8930-8979	0.00	0.00	0.00	0.00	0.00	0.0%
b) Uses		7630-7699	0.00	0.00	0.00	0.00	0.00	0.0%
3) Contributions		8980-8999	0.00	0.00	0.00	0.00	0.00	0.0%
4) TOTAL, OTHER FINANCING SOURCES/USES			(90,300.00)	(90,300.00)	(90,300.00)	(90,300.00)		

Description	Resource Codes	Object Codes	Original Budget (A)	Board Approved Operating Budget (B)	Actuals To Date (C)	Projected Year Totals (D)	Difference (Col B & D) (E)	% Diff Column B & D (F)
E. NET INCREASE (DECREASE) IN FUND BALANCE (C + D4)			(790,049.00)	(254,252.00)	(463,822.15)	(254,252.00)		
F. FUND BALANCE, RESERVES								
1) Beginning Fund Balance								
a) As of July 1 - Unaudited		9791	1,733,310.02	1,733,310.02		1,733,310.02	0.00	0.0%
b) Audit Adjustments		9793	0.00	0.00		0.00	0.00	0.0%
c) As of July 1 - Audited (F1a + F1b)			1,733,310.02	1,733,310.02		1,733,310.02		
d) Other Restatements		9795	0.00	0.00		0.00	0.00	0.0%
e) Adjusted Beginning Balance (F1c + F1d)			1,733,310.02	1,733,310.02		1,733,310.02		
2) Ending Balance, June 30 (E + F1e)			943,261.02	1,479,058.02		1,479,058.02		
Components of Ending Fund Balance								
a) Nonspendable								
Revolving Cash		9711	0.00	0.00		0.00		
Stores		9712	0.00	0.00		0.00		
Prepaid Items		9713	0.00	0.00		0.00		
All Others		9719	0.00	0.00		0.00		
b) Restricted		9740	902,171.41	1,437,968.04		1,437,968.04		
c) Committed								
Stabilization Arrangements		9750	0.00	0.00		0.00		
Other Commitments		9760	0.00	41,089.98		0.00		
Resource 0000	0000	9760		*41,089.98*				
d) Assigned								
Other Assignments		9780	41,089.98	0.00		41,089.98		
Resource 0000	0000	9780	*41,089.98*					
Resource 0000	0000	9780				*41,089.98*		
e) Unassigned/Unappropriated								
Reserve for Economic Uncertainties		9789	0.00	0.00		0.00		
Unassigned/Unappropriated Amount		9790	(0.37)	0.00		0.00		

Description	Resource Codes	Object Codes	Original Budget (A)	Board Approved Operating Budget (B)	Actuals To Date (C)	Projected Year Totals (D)	Difference (Col B & D) (E)	% Diff Column B & D (F)
LCFF SOURCES								
LCFF Transfers								
LCFF Transfers - Current Year		8091	0.00	0.00	0.00	0.00	0.00	0.0%
LCFF/Revenue Limit Transfers - Prior Years		8099	0.00	0.00	0.00	0.00	0.00	0.0%
TOTAL, LCFF SOURCES			0.00	0.00	0.00	0.00	0.00	0.0%
FEDERAL REVENUE								
Interagency Contracts Between LEAs		8285	0.00	0.00	0.00	0.00	0.00	0.0%
Pass-Through Revenues From Federal Sources		8287	0.00	0.00	0.00	0.00	0.00	0.0%
Career and Technical Education	3500-3599	8290	50,893.00	7,181.00	0.00	7,181.00	0.00	0.0%
All Other Federal Revenue	All Other	8290	383,275.00	406,432.00	0.00	406,432.00	0.00	0.0%
TOTAL, FEDERAL REVENUE			434,168.00	413,613.00	0.00	413,613.00	0.00	0.0%
OTHER STATE REVENUE								
Other State Apportionments								
All Other State Apportionments - Current Year		8311	825,783.00	824,513.00	494,708.00	824,513.00	0.00	0.0%
All Other State Apportionments - Prior Years		8319	0.00	0.00	0.00	0.00	0.00	0.0%
Pass-Through Revenues from State Sources		8587	0.00	0.00	0.00	0.00	0.00	0.0%
Adult Education Program	6391	8590	867,189.00	1,663,611.00	693,173.00	1,663,611.00	0.00	0.0%
All Other State Revenue	All Other	8590	431,375.00	431,375.00	0.00	431,375.00	0.00	0.0%
TOTAL, OTHER STATE REVENUE			2,124,347.00	2,919,499.00	1,187,881.00	2,919,499.00	0.00	0.0%
OTHER LOCAL REVENUE								
Sales								
Sale of Equipment/Supplies		8631	0.00	0.00	0.00	0.00	0.00	0.0%
Leases and Rentals		8650	0.00	0.00	0.00	0.00	0.00	0.0%
Interest		8660	6,000.00	6,000.00	2,798.00	6,000.00	0.00	0.0%
Net Increase (Decrease) in the Fair Value of Investments		8662	0.00	0.00	0.00	0.00	0.00	0.0%
Fees and Contracts								
Adult Education Fees		8671	162,989.00	162,989.00	21,137.99	162,989.00	0.00	0.0%
Interagency Services		8677	0.00	0.00	0.00	0.00	0.00	0.0%
Other Local Revenue								
All Other Local Revenue		8699	0.00	0.00	0.00	0.00	0.00	0.0%
Tuition		8710	0.00	0.00	0.00	0.00	0.00	0.0%
TOTAL, OTHER LOCAL REVENUE			168,989.00	168,989.00	23,935.99	168,989.00	0.00	0.0%
TOTAL, REVENUES			2,727,504.00	3,502,101.00	1,211,816.99	3,502,101.00		

Description	Resource Codes	Object Codes	Original Budget (A)	Board Approved Operating Budget (B)	Actuals To Date (C)	Projected Year Totals (D)	Difference (Col B & D) (E)	% Diff Column B & D (F)
CERTIFICATED SALARIES								
Certificated Teachers' Salaries		1100	788,886.00	680,446.00	261,473.72	668,665.00	11,781.00	1.7%
Certificated Pupil Support Salaries		1200	38,058.00	29,796.00	11,445.20	29,785.00	11.00	0.0%
Certificated Supervisors' and Administrators' Salaries		1300	300,939.00	310,196.00	148,474.01	278,196.00	32,000.00	10.3%
Other Certificated Salaries		1900	94,793.00	137,361.00	67,382.36	148,894.00	(11,533.00)	-8.4%
TOTAL, CERTIFICATED SALARIES			1,222,676.00	1,157,799.00	488,775.29	1,125,540.00	32,259.00	2.8%
CLASSIFIED SALARIES								
Classified Instructional Salaries		2100	89,111.00	98,666.00	53,144.21	100,810.00	(2,144.00)	-2.2%
Classified Support Salaries		2200	0.00	0.00	0.00	0.00	0.00	0.0%
Classified Supervisors' and Administrators' Salaries		2300	0.00	0.00	0.00	0.00	0.00	0.0%
Clerical, Technical and Office Salaries		2400	251,729.00	183,698.00	94,919.88	183,449.00	249.00	0.1%
Other Classified Salaries		2900	12,000.00	12,000.00	0.00	12,000.00	0.00	0.0%
TOTAL, CLASSIFIED SALARIES			352,840.00	294,364.00	148,064.09	296,259.00	(1,895.00)	-0.6%
EMPLOYEE BENEFITS								
STRS		3101-3102	314,179.00	276,183.00	66,582.17	265,818.00	10,365.00	3.8%
PERS		3201-3202	61,041.00	52,248.00	30,030.89	52,853.00	(605.00)	-1.2%
OASDI/Medicare/Alternative		3301-3302	38,914.00	38,100.00	19,942.85	39,369.00	(1,269.00)	-3.3%
Health and Welfare Benefits		3401-3402	197,265.00	178,081.00	87,487.08	192,835.00	(14,754.00)	-8.3%
Unemployment Insurance		3501-3502	744.00	729.00	321.22	710.00	19.00	2.6%
Workers' Compensation		3601-3602	28,277.00	28,107.00	12,516.66	27,469.00	638.00	2.3%
OPEB, Allocated		3701-3702	29,097.00	28,340.00	13,055.48	28,056.00	284.00	1.0%
OPEB, Active Employees		3751-3752	0.00	0.00	0.00	0.00	0.00	0.0%
Other Employee Benefits		3901-3902	16,650.00	26,373.00	12,784.81	25,692.00	681.00	2.6%
TOTAL, EMPLOYEE BENEFITS			686,167.00	628,161.00	242,721.16	632,802.00	(4,641.00)	-0.7%
BOOKS AND SUPPLIES								
Approved Textbooks and Core Curricula Materials		4100	0.00	0.00	0.00	0.00	0.00	0.0%
Books and Other Reference Materials		4200	11,482.00	6,735.00	3,687.89	10,227.00	(3,492.00)	-51.8%
Materials and Supplies		4300	93,192.00	466,649.00	6,500.53	498,444.00	(31,795.00)	-6.8%
Noncapitalized Equipment		4400	50,893.00	7,953.00	7,893.64	17,754.00	(9,801.00)	-123.2%
TOTAL, BOOKS AND SUPPLIES			155,567.00	481,337.00	18,082.06	526,425.00	(45,088.00)	-9.4%

Description	Resource Codes	Object Codes	Original Budget (A)	Board Approved Operating Budget (B)	Actuals To Date (C)	Projected Year Totals (D)	Difference (Col B & D) (E)	% Diff Column B & D (F)
SERVICES AND OTHER OPERATING EXPENDITURES								
Subagreements for Services		5100	0.00	10,000.00	10,000.00	10,000.00	0.00	0.0%
Travel and Conferences		5200	4,389.00	10,389.00	0.00	3,439.00	6,950.00	66.9%
Dues and Memberships		5300	1,570.00	1,570.00	1,620.00	2,120.00	(550.00)	-35.0%
Insurance		5400-5450	0.00	0.00	0.00	0.00	0.00	0.0%
Operations and Housekeeping Services		5500	0.00	0.00	0.00	0.00	0.00	0.0%
Rentals, Leases, Repairs, and Noncapitalized Improvements		5600	1,551.00	6,415.00	4,863.12	6,415.00	0.00	0.0%
Transfers of Direct Costs		5710	0.00	0.00	0.00	0.00	0.00	0.0%
Transfers of Direct Costs - Interfund		5750	104,750.00	106,250.00	105,339.78	105,426.00	824.00	0.8%
Professional/Consulting Services and Operating Expenditures		5800	833,998.00	875,730.00	553,302.75	863,589.00	12,141.00	1.4%
Communications		5900	6,977.00	26,000.00	12,570.89	26,000.00	0.00	0.0%
TOTAL, SERVICES AND OTHER OPERATING EXPENDITURES			953,235.00	1,036,354.00	687,696.54	1,016,989.00	19,365.00	1.9%
CAPITAL OUTLAY								
Land		6100	0.00	0.00	0.00	0.00	0.00	0.0%
Land Improvements		6170	0.00	0.00	0.00	0.00	0.00	0.0%
Buildings and Improvements of Buildings		6200	0.00	0.00	0.00	0.00	0.00	0.0%
Equipment		6400	0.00	0.00	0.00	0.00	0.00	0.0%
Equipment Replacement		6500	0.00	0.00	0.00	0.00	0.00	0.0%
TOTAL, CAPITAL OUTLAY			0.00	0.00	0.00	0.00	0.00	0.0%
OTHER OUTGO (excluding Transfers of Indirect Costs)								
Tuition								
Tuition, Excess Costs, and/or Deficit Payments								
Payments to Districts or Charter Schools		7141	0.00	0.00	0.00	0.00	0.00	0.0%
Payments to County Offices		7142	0.00	0.00	0.00	0.00	0.00	0.0%
Payments to JPAs		7143	0.00	0.00	0.00	0.00	0.00	0.0%
Other Transfers Out								
Transfers of Pass-Through Revenues								
To Districts or Charter Schools		7211	0.00	0.00	0.00	0.00	0.00	0.0%
To County Offices		7212	0.00	0.00	0.00	0.00	0.00	0.0%
To JPAs		7213	0.00	0.00	0.00	0.00	0.00	0.0%
Debt Service								
Debt Service - Interest		7438	0.00	0.00	0.00	0.00	0.00	0.0%
Other Debt Service - Principal		7439	0.00	0.00	0.00	0.00	0.00	0.0%
TOTAL, OTHER OUTGO (excluding Transfers of Indirect Costs)			0.00	0.00	0.00	0.00	0.00	0.0%
OTHER OUTGO - TRANSFERS OF INDIRECT COSTS								
Transfers of Indirect Costs - Interfund		7350	56,768.00	68,038.00	0.00	68,038.00	0.00	0.0%
TOTAL, OTHER OUTGO - TRANSFERS OF INDIRECT COSTS			56,768.00	68,038.00	0.00	68,038.00	0.00	0.0%
TOTAL, EXPENDITURES			3,427,253.00	3,666,053.00	1,585,339.14	3,666,053.00		

Description	Resource Codes	Object Codes	Original Budget (A)	Board Approved Operating Budget (B)	Actuals To Date (C)	Projected Year Totals (D)	Difference (Col B & D) (E)	% Diff Column B & D (F)
INTERFUND TRANSFERS								
INTERFUND TRANSFERS IN								
Other Authorized Interfund Transfers In		8919	0.00	0.00	0.00	0.00	0.00	0.0%
(a) TOTAL, INTERFUND TRANSFERS IN			0.00	0.00	0.00	0.00	0.00	0.0%
INTERFUND TRANSFERS OUT								
To: State School Building Fund/ County School Facilities Fund		7613	0.00	0.00	0.00	0.00	0.00	0.0%
Other Authorized Interfund Transfers Out		7619	90,300.00	90,300.00	90,300.00	90,300.00	0.00	0.0%
(b) TOTAL, INTERFUND TRANSFERS OUT			90,300.00	90,300.00	90,300.00	90,300.00	0.00	0.0%
OTHER SOURCES/USES								
SOURCES								
Other Sources								
Transfers from Funds of Lapsed/Reorganized LEAs		8965	0.00	0.00	0.00	0.00	0.00	0.0%
Long-Term Debt Proceeds								
Proceeds from Certificates of Participation		8971	0.00	0.00	0.00	0.00	0.00	0.0%
Proceeds from Capital Leases		8972	0.00	0.00	0.00	0.00	0.00	0.0%
All Other Financing Sources		8979	0.00	0.00	0.00	0.00	0.00	0.0%
(c) TOTAL, SOURCES			0.00	0.00	0.00	0.00	0.00	0.0%
USES								
Transfers of Funds from Lapsed/Reorganized LEAs		7651	0.00	0.00	0.00	0.00	0.00	0.0%
All Other Financing Uses		7699	0.00	0.00	0.00	0.00	0.00	0.0%
(d) TOTAL, USES			0.00	0.00	0.00	0.00	0.00	0.0%
CONTRIBUTIONS								
Contributions from Unrestricted Revenues		8980	0.00	0.00	0.00	0.00	0.00	0.0%
Contributions from Restricted Revenues		8990	0.00	0.00	0.00	0.00	0.00	0.0%
(e) TOTAL, CONTRIBUTIONS			0.00	0.00	0.00	0.00	0.00	0.0%
TOTAL, OTHER FINANCING SOURCES/USES (a - b + c - d + e)			(90,300.00)	(90,300.00)	(90,300.00)	(90,300.00)		

Resource	Description	2020/21 Projected Year Totals
6371	CalWORKs for ROCP or Adult Education	670,180.00
6391	Adult Education Program	535,796.63
9010	Other Restricted Local	231,991.41
Total, Restricted Balance		1,437,968.04

Description	Resource Codes	Object Codes	Original Budget (A)	Board Approved Operating Budget (B)	Actuals To Date (C)	Projected Year Totals (D)	Difference (Col B & D) (E)	% Diff Column B & D (F)
A. REVENUES								
1) LCFF Sources		8010-8099	0.00	0.00	0.00	0.00	0.00	0.0%
2) Federal Revenue		8100-8299	13,870,979.00	14,997,220.00	4,439,644.29	14,520,897.00	(476,323.00)	-3.2%
3) Other State Revenue		8300-8599	4,342,881.00	4,342,881.00	2,844,982.00	4,343,006.00	125.00	0.0%
4) Other Local Revenue		8600-8799	6,181,617.00	1,766,229.00	1,048,405.65	1,904,139.00	137,910.00	7.8%
5) TOTAL, REVENUES			24,395,477.00	21,106,330.00	8,333,031.94	20,768,042.00		
B. EXPENDITURES								
1) Certificated Salaries		1000-1999	7,946,789.00	8,558,427.00	4,537,029.80	8,240,661.00	317,766.00	3.7%
2) Classified Salaries		2000-2999	4,299,313.00	4,520,978.00	2,309,729.12	4,223,634.00	297,344.00	6.6%
3) Employee Benefits		3000-3999	7,248,192.00	7,525,682.00	3,475,907.80	7,602,518.00	(76,836.00)	-1.0%
4) Books and Supplies		4000-4999	3,779,319.00	3,897,444.00	443,377.05	4,080,521.00	(183,077.00)	-4.7%
5) Services and Other Operating Expenditures		5000-5999	331,307.00	447,894.00	174,841.05	427,183.00	20,711.00	4.6%
6) Capital Outlay		6000-6999	0.00	0.00	0.00	0.00	0.00	0.0%
7) Other Outgo (excluding Transfers of Indirect Costs)		7100-7299, 7400-7499	0.00	0.00	0.00	0.00	0.00	0.0%
8) Other Outgo - Transfers of Indirect Costs		7300-7399	873,156.00	853,515.00	283,742.54	850,599.00	2,916.00	0.3%
9) TOTAL, EXPENDITURES			24,478,076.00	25,803,940.00	11,224,627.36	25,425,116.00		
C. EXCESS (DEFICIENCY) OF REVENUES OVER EXPENDITURES BEFORE OTHER FINANCING SOURCES AND USES (A5 - B9)			(82,599.00)	(4,697,610.00)	(2,891,595.42)	(4,657,074.00)		
D. OTHER FINANCING SOURCES/USES								
1) Interfund Transfers								
a) Transfers In		8900-8929	0.00	2,915,000.00	2,915,000.00	2,915,000.00	0.00	0.0%
b) Transfers Out		7600-7629	0.00	0.00	0.00	0.00	0.00	0.0%
2) Other Sources/Uses								
a) Sources		8930-8979	0.00	0.00	0.00	0.00	0.00	0.0%
b) Uses		7630-7699	0.00	0.00	0.00	0.00	0.00	0.0%
3) Contributions		8980-8999	0.00	0.00	0.00	0.00	0.00	0.0%
4) TOTAL, OTHER FINANCING SOURCES/USES			0.00	2,915,000.00	2,915,000.00	2,915,000.00		

Description	Resource Codes	Object Codes	Original Budget (A)	Board Approved Operating Budget (B)	Actuals To Date (C)	Projected Year Totals (D)	Difference (Col B & D) (E)	% Diff Column B & D (F)
E. NET INCREASE (DECREASE) IN FUND BALANCE (C + D4)			(82,599.00)	(1,782,610.00)	23,404.58	(1,742,074.00)		
F. FUND BALANCE, RESERVES								
1) Beginning Fund Balance								
a) As of July 1 - Unaudited		9791	2,558,674.23	2,558,674.23		2,558,674.23	0.00	0.0%
b) Audit Adjustments		9793	0.00	0.00		0.00	0.00	0.0%
c) As of July 1 - Audited (F1a + F1b)			2,558,674.23	2,558,674.23		2,558,674.23		
d) Other Restatements		9795	0.00	0.00		0.00	0.00	0.0%
e) Adjusted Beginning Balance (F1c + F1d)			2,558,674.23	2,558,674.23		2,558,674.23		
2) Ending Balance, June 30 (E + F1e)			2,476,075.23	776,064.23		816,600.23		
Components of Ending Fund Balance								
a) Nonspendable								
Revolving Cash		9711	0.00	0.00		0.00		
Stores		9712	0.00	0.00		0.00		
Prepaid Items		9713	0.00	0.00		0.00		
All Others		9719	0.00	0.00		0.00		
b) Restricted		9740	302,687.62	341,204.62		536,411.62		
c) Committed								
Stabilization Arrangements		9750	0.00	0.00		0.00		
Other Commitments		9760	0.00	0.00		0.00		
d) Assigned								
Other Assignments		9780	2,173,387.61	434,859.61		280,188.61		
Reserve for Economic Uncertainties	0000	9780	*2,173,387.61*					
Reserve for Economic Uncertainties	0000	9780		*434,859.61*				
Reserve for Economic Uncertainties	0000	9780				*280,188.61*		
e) Unassigned/Unappropriated								
Reserve for Economic Uncertainties		9789	0.00	0.00		0.00		
Unassigned/Unappropriated Amount		9790	0.00	0.00		0.00		

Description	Resource Codes	Object Codes	Original Budget (A)	Board Approved Operating Budget (B)	Actuals To Date (C)	Projected Year Totals (D)	Difference (Col B & D) (E)	% Diff Column B & D (F)
FEDERAL REVENUE								
Child Nutrition Programs		8220	647,887.00	647,887.00	(42,339.94)	(17,051.00)	(664,938.00)	-102.6%
Interagency Contracts Between LEAs		8285	0.00	0.00	0.00	0.00	0.00	0.0%
Title I, Part A, Basic	3010	8290	0.00	0.00	0.00	0.00	0.00	0.0%
All Other Federal Revenue	All Other	8290	13,223,092.00	14,349,333.00	4,481,984.23	14,537,948.00	188,615.00	1.3%
TOTAL, FEDERAL REVENUE			13,870,979.00	14,997,220.00	4,439,644.29	14,520,897.00	(476,323.00)	-3.2%
OTHER STATE REVENUE								
Child Nutrition Programs		8520	34,214.00	34,214.00	(2,718.45)	(1,551.00)	(35,765.00)	-104.5%
Child Development Apportionments		8530	0.00	0.00	0.00	0.00	0.00	0.0%
Pass-Through Revenues from State Sources		8587	0.00	0.00	0.00	0.00	0.00	0.0%
State Preschool	6105	8590	3,524,098.00	3,524,098.00	2,847,700.45	3,559,988.00	35,890.00	1.0%
All Other State Revenue	All Other	8590	784,569.00	784,569.00	0.00	784,569.00	0.00	0.0%
TOTAL, OTHER STATE REVENUE			4,342,881.00	4,342,881.00	2,844,982.00	4,343,006.00	125.00	0.0%
OTHER LOCAL REVENUE								
Sales								
Sale of Equipment/Supplies		8631	0.00	0.00	0.00	0.00	0.00	0.0%
Food Service Sales		8634	0.00	0.00	0.00	0.00	0.00	0.0%
Interest		8660	29,754.00	29,754.00	5,493.00	12,754.00	(17,000.00)	-57.1%
Net Increase (Decrease) in the Fair Value of Investments		8662	0.00	0.00	0.00	0.00	0.00	0.0%
Fees and Contracts								
Child Development Parent Fees		8673	5,561,913.00	950,802.00	615,779.78	1,086,958.00	136,156.00	14.3%
Interagency Services		8677	0.00	0.00	0.00	0.00	0.00	0.0%
All Other Fees and Contracts		8689	0.00	0.00	0.00	0.00	0.00	0.0%
Other Local Revenue								
All Other Local Revenue		8699	589,950.00	785,673.00	427,132.87	804,427.00	18,754.00	2.4%
All Other Transfers In from All Others		8799	0.00	0.00	0.00	0.00	0.00	0.0%
TOTAL, OTHER LOCAL REVENUE			6,181,617.00	1,766,229.00	1,048,405.65	1,904,139.00	137,910.00	7.8%
TOTAL, REVENUES			24,395,477.00	21,106,330.00	8,333,031.94	20,768,042.00		

Description	Resource Codes	Object Codes	Original Budget (A)	Board Approved Operating Budget (B)	Actuals To Date (C)	Projected Year Totals (D)	Difference (Col B & D) (E)	% Diff Column B & D (F)
CERTIFICATED SALARIES								
Certificated Teachers' Salaries		1100	6,120,063.00	6,608,102.00	3,506,590.31	6,452,103.00	155,999.00	2.4%
Certificated Pupil Support Salaries		1200	331,272.00	414,858.00	232,239.61	406,673.00	8,185.00	2.0%
Certificated Supervisors' and Administrators' Salaries		1300	361,160.00	385,165.00	221,532.79	368,476.00	16,689.00	4.3%
Other Certificated Salaries		1900	1,134,294.00	1,150,302.00	576,667.09	1,013,409.00	136,893.00	11.9%
TOTAL, CERTIFICATED SALARIES			7,946,789.00	8,558,427.00	4,537,029.80	8,240,661.00	317,766.00	3.7%
CLASSIFIED SALARIES								
Classified Instructional Salaries		2100	1,879,103.00	2,037,404.00	1,003,292.21	1,886,164.00	151,240.00	7.4%
Classified Support Salaries		2200	1,399,598.00	1,412,166.00	710,715.01	1,290,176.00	121,990.00	8.6%
Classified Supervisors' and Administrators' Salaries		2300	0.00	0.00	0.00	0.00	0.00	0.0%
Clerical, Technical and Office Salaries		2400	1,020,612.00	1,071,408.00	595,721.90	1,047,294.00	24,114.00	2.3%
Other Classified Salaries		2900	0.00	0.00	0.00	0.00	0.00	0.0%
TOTAL, CLASSIFIED SALARIES			4,299,313.00	4,520,978.00	2,309,729.12	4,223,634.00	297,344.00	6.6%
EMPLOYEE BENEFITS								
STRS		3101-3102	1,893,226.00	2,008,773.00	602,330.70	1,923,026.00	85,747.00	4.3%
PERS		3201-3202	1,136,517.00	1,179,525.00	588,122.89	1,091,929.00	87,596.00	7.4%
OASDI/Medicare/Alternative		3301-3302	460,354.00	514,881.00	282,769.92	523,828.00	(8,947.00)	-1.7%
Health and Welfare Benefits		3401-3402	3,046,426.00	3,055,246.00	1,594,106.91	3,278,937.00	(223,691.00)	-7.3%
Unemployment Insurance		3501-3502	6,275.00	6,840.00	3,444.75	7,016.00	(176.00)	-2.6%
Workers' Compensation		3601-3602	236,514.00	263,931.00	134,339.22	258,150.00	5,781.00	2.2%
OPEB, Allocated		3701-3702	298,586.00	310,494.00	156,273.02	296,807.00	13,687.00	4.4%
OPEB, Active Employees		3751-3752	0.00	0.00	0.00	0.00	0.00	0.0%
Other Employee Benefits		3901-3902	170,294.00	185,992.00	114,520.39	222,825.00	(36,833.00)	-19.8%
TOTAL, EMPLOYEE BENEFITS			7,248,192.00	7,525,682.00	3,475,907.80	7,602,518.00	(76,836.00)	-1.0%
BOOKS AND SUPPLIES								
Approved Textbooks and Core Curricula Materials		4100	0.00	0.00	0.00	0.00	0.00	0.0%
Books and Other Reference Materials		4200	59,875.00	61,600.00	13,666.27	63,080.00	(1,480.00)	-2.4%
Materials and Supplies		4300	3,056,648.00	3,015,789.00	383,192.13	3,662,950.00	(647,161.00)	-21.5%
Noncapitalized Equipment		4400	28,459.00	197,118.00	14,439.99	214,118.00	(17,000.00)	-8.6%
Food		4700	634,337.00	622,937.00	32,078.66	140,373.00	482,564.00	77.5%
TOTAL, BOOKS AND SUPPLIES			3,779,319.00	3,897,444.00	443,377.05	4,080,521.00	(183,077.00)	-4.7%

Description	Resource Codes	Object Codes	Original Budget (A)	Board Approved Operating Budget (B)	Actuals To Date (C)	Projected Year Totals (D)	Difference (Col B & D) (E)	% Diff Column B & D (F)
SERVICES AND OTHER OPERATING EXPENDITURES								
Subagreements for Services		5100	0.00	0.00	0.00	0.00	0.00	0.0%
Travel and Conferences		5200	148,388.00	121,267.00	(217.97)	117,696.00	3,571.00	2.9%
Dues and Memberships		5300	6,454.00	7,304.00	4,925.00	7,304.00	0.00	0.0%
Insurance		5400-5450	3,993.00	4,068.00	2,436.20	4,068.00	0.00	0.0%
Operations and Housekeeping Services		5500	0.00	0.00	0.00	0.00	0.00	0.0%
Rentals, Leases, Repairs, and Noncapitalized Improvements		5600	30,176.00	23,104.00	6,494.20	23,104.00	0.00	0.0%
Transfers of Direct Costs		5710	0.00	0.00	0.00	0.00	0.00	0.0%
Transfers of Direct Costs - Interfund		5750	(23,782.00)	32,664.00	65,629.51	32,689.00	(25.00)	-0.1%
Professional/Consulting Services and Operating Expenditures		5800	166,068.00	258,316.00	95,089.01	241,151.00	17,165.00	6.6%
Communications		5900	10.00	1,171.00	485.10	1,171.00	0.00	0.0%
TOTAL, SERVICES AND OTHER OPERATING EXPENDITURES			331,307.00	447,894.00	174,841.05	427,183.00	20,711.00	4.6%
CAPITAL OUTLAY								
Land		6100	0.00	0.00	0.00	0.00	0.00	0.0%
Land Improvements		6170	0.00	0.00	0.00	0.00	0.00	0.0%
Buildings and Improvements of Buildings		6200	0.00	0.00	0.00	0.00	0.00	0.0%
Equipment		6400	0.00	0.00	0.00	0.00	0.00	0.0%
Equipment Replacement		6500	0.00	0.00	0.00	0.00	0.00	0.0%
TOTAL, CAPITAL OUTLAY			0.00	0.00	0.00	0.00	0.00	0.0%
OTHER OUTGO (excluding Transfers of Indirect Costs)								
Other Transfers Out								
All Other Transfers Out to All Others		7299	0.00	0.00	0.00	0.00	0.00	0.0%
Debt Service								
Debt Service - Interest		7438	0.00	0.00	0.00	0.00	0.00	0.0%
Other Debt Service - Principal		7439	0.00	0.00	0.00	0.00	0.00	0.0%
TOTAL, OTHER OUTGO (excluding Transfers of Indirect Costs)			0.00	0.00	0.00	0.00	0.00	0.0%
OTHER OUTGO - TRANSFERS OF INDIRECT COSTS								
Transfers of Indirect Costs - Interfund		7350	873,156.00	853,515.00	283,742.54	850,599.00	2,916.00	0.3%
TOTAL, OTHER OUTGO - TRANSFERS OF INDIRECT COSTS			873,156.00	853,515.00	283,742.54	850,599.00	2,916.00	0.3%
TOTAL, EXPENDITURES			24,478,076.00	25,803,940.00	11,224,627.36	25,425,116.00		

Description	Resource Codes	Object Codes	Original Budget (A)	Board Approved Operating Budget (B)	Actuals To Date (C)	Projected Year Totals (D)	Difference (Col B & D) (E)	% Diff Column B & D (F)
INTERFUND TRANSFERS								
INTERFUND TRANSFERS IN								
From: General Fund		8911	0.00	2,915,000.00	2,915,000.00	2,915,000.00	0.00	0.0%
Other Authorized Interfund Transfers In		8919	0.00	0.00	0.00	0.00	0.00	0.0%
(a) TOTAL, INTERFUND TRANSFERS IN			0.00	2,915,000.00	2,915,000.00	2,915,000.00	0.00	0.0%
INTERFUND TRANSFERS OUT								
Other Authorized Interfund Transfers Out		7619	0.00	0.00	0.00	0.00	0.00	0.0%
(b) TOTAL, INTERFUND TRANSFERS OUT			0.00	0.00	0.00	0.00	0.00	0.0%
OTHER SOURCES/USES								
SOURCES								
Other Sources								
Transfers from Funds of Lapsed/Reorganized LEAs		8965	0.00	0.00	0.00	0.00	0.00	0.0%
Long-Term Debt Proceeds								
Proceeds from Certificates of Participation		8971	0.00	0.00	0.00	0.00	0.00	0.0%
Proceeds from Capital Leases		8972	0.00	0.00	0.00	0.00	0.00	0.0%
All Other Financing Sources		8979	0.00	0.00	0.00	0.00	0.00	0.0%
(c) TOTAL, SOURCES			0.00	0.00	0.00	0.00	0.00	0.0%
USES								
Transfers of Funds from Lapsed/Reorganized LEAs		7651	0.00	0.00	0.00	0.00	0.00	0.0%
All Other Financing Uses		7699	0.00	0.00	0.00	0.00	0.00	0.0%
(d) TOTAL, USES			0.00	0.00	0.00	0.00	0.00	0.0%
CONTRIBUTIONS								
Contributions from Unrestricted Revenues		8980	0.00	0.00	0.00	0.00	0.00	0.0%
Contributions from Restricted Revenues		8990	0.00	0.00	0.00	0.00	0.00	0.0%
(e) TOTAL, CONTRIBUTIONS			0.00	0.00	0.00	0.00	0.00	0.0%
TOTAL, OTHER FINANCING SOURCES/USES (a - b + c - d + e)			0.00	2,915,000.00	2,915,000.00	2,915,000.00		

Resource	Description	2020/21 Projected Year Totals
6130	Child Development: Center-Based Reserve Account	441,478.26
9010	Other Restricted Local	94,933.36
Total, Restricted Balance		536,411.62

Description	Resource Codes	Object Codes	Original Budget (A)	Board Approved Operating Budget (B)	Actuals To Date (C)	Projected Year Totals (D)	Difference (Col B & D) (E)	% Diff Column B & D (F)
A. REVENUES								
1) LCFF Sources		8010-8099	0.00	0.00	0.00	0.00	0.00	0.0%
2) Federal Revenue		8100-8299	11,327,531.00	4,727,138.00	2,394,443.93	5,397,298.00	670,160.00	14.2%
3) Other State Revenue		8300-8599	1,066,314.00	302,882.00	170,676.14	323,999.00	21,117.00	7.0%
4) Other Local Revenue		8600-8799	4,182,861.00	196,505.00	86,371.99	161,510.00	(34,995.00)	-17.8%
5) TOTAL, REVENUES			16,576,706.00	5,226,525.00	2,651,492.06	5,882,807.00		
B. EXPENDITURES								
1) Certificated Salaries		1000-1999	0.00	0.00	0.00	0.00	0.00	0.0%
2) Classified Salaries		2000-2999	5,293,812.00	4,730,432.00	2,528,343.28	4,443,682.00	286,750.00	6.1%
3) Employee Benefits		3000-3999	3,339,827.00	3,236,777.00	1,595,406.39	3,202,767.00	34,010.00	1.1%
4) Books and Supplies		4000-4999	7,413,689.00	3,475,798.00	984,243.46	3,568,620.00	(92,822.00)	-2.7%
5) Services and Other Operating Expenditures		5000-5999	825,916.00	725,916.00	312,564.01	711,730.00	14,186.00	2.0%
6) Capital Outlay		6000-6999	475,000.00	0.00	0.00	0.00	0.00	0.0%
7) Other Outgo (excluding Transfers of Indirect Costs)		7100-7299, 7400-7499	0.00	0.00	0.00	0.00	0.00	0.0%
8) Other Outgo - Transfers of Indirect Costs		7300-7399	472,332.00	409,105.00	178,588.14	393,435.00	15,670.00	3.8%
9) TOTAL, EXPENDITURES			17,820,576.00	12,578,028.00	5,599,145.28	12,320,234.00		
C. EXCESS (DEFICIENCY) OF REVENUES OVER EXPENDITURES BEFORE OTHER FINANCING SOURCES AND USES (A5 - B9)			(1,243,870.00)	(7,351,503.00)	(2,947,653.22)	(6,437,427.00)		
D. OTHER FINANCING SOURCES/USES								
1) Interfund Transfers								
a) Transfers In		8900-8929	175,000.00	3,675,000.00	2,000,000.00	3,675,000.00	0.00	0.0%
b) Transfers Out		7600-7629	7,775.00	7,775.00	3,541.94	7,775.00	0.00	0.0%
2) Other Sources/Uses								
a) Sources		8930-8979	0.00	0.00	0.00	0.00	0.00	0.0%
b) Uses		7630-7699	0.00	0.00	0.00	0.00	0.00	0.0%
3) Contributions		8980-8999	0.00	0.00	0.00	0.00	0.00	0.0%
4) TOTAL, OTHER FINANCING SOURCES/USES			167,225.00	3,667,225.00	1,996,458.06	3,667,225.00		

Description	Resource Codes	Object Codes	Original Budget (A)	Board Approved Operating Budget (B)	Actuals To Date (C)	Projected Year Totals (D)	Difference (Col B & D) (E)	% Diff Column B & D (F)
E. NET INCREASE (DECREASE) IN FUND BALANCE (C + D4)			(1,076,645.00)	(3,684,278.00)	(951,195.16)	(2,770,202.00)		
F. FUND BALANCE, RESERVES								
1) Beginning Fund Balance								
a) As of July 1 - Unaudited		9791	4,002,886.82	4,002,886.82		4,002,886.82	0.00	0.0%
b) Audit Adjustments		9793	0.00	0.00		0.00	0.00	0.0%
c) As of July 1 - Audited (F1a + F1b)			4,002,886.82	4,002,886.82		4,002,886.82		
d) Other Restatements		9795	0.00	0.00		0.00	0.00	0.0%
e) Adjusted Beginning Balance (F1c + F1d)			4,002,886.82	4,002,886.82		4,002,886.82		
2) Ending Balance, June 30 (E + F1e)			2,926,241.82	318,608.82		1,232,684.82		
Components of Ending Fund Balance								
a) Nonspendable								
Revolving Cash		9711	3,639.70	3,639.70		3,639.70		
Stores		9712	293,770.25	293,770.25		293,770.25		
Prepaid Items		9713	0.00	0.00		0.00		
All Others		9719	0.00	0.00		0.00		
b) Restricted		9740	2,628,831.87	21,198.87		935,274.87		
c) Committed								
Stabilization Arrangements		9750	0.00	0.00		0.00		
Other Commitments		9760	0.00	0.00		0.00		
d) Assigned								
Other Assignments		9780	0.00	0.00		0.00		
e) Unassigned/Unappropriated								
Reserve for Economic Uncertainties		9789	0.00	0.00		0.00		
Unassigned/Unappropriated Amount		9790	0.00	0.00		0.00		

Description	Resource Codes	Object Codes	Original Budget (A)	Board Approved Operating Budget (B)	Actuals To Date (C)	Projected Year Totals (D)	Difference (Col B & D) (E)	% Diff Column B & D (F)
FEDERAL REVENUE								
Child Nutrition Programs		8220	10,266,061.00	3,628,570.00	2,389,067.20	4,225,681.00	597,111.00	16.5%
Donated Food Commodities		8221	1,061,470.00	1,092,378.00	0.00	1,166,240.00	73,862.00	6.8%
All Other Federal Revenue		8290	0.00	6,190.00	5,376.73	5,377.00	(813.00)	-13.1%
TOTAL, FEDERAL REVENUE			11,327,531.00	4,727,138.00	2,394,443.93	5,397,298.00	670,160.00	14.2%
OTHER STATE REVENUE								
Child Nutrition Programs		8520	1,066,314.00	302,882.00	170,676.14	323,999.00	21,117.00	7.0%
All Other State Revenue		8590	0.00	0.00	0.00	0.00	0.00	0.0%
TOTAL, OTHER STATE REVENUE			1,066,314.00	302,882.00	170,676.14	323,999.00	21,117.00	7.0%
OTHER LOCAL REVENUE								
Sales								
Sale of Equipment/Supplies		8631	0.00	0.00	0.00	0.00	0.00	0.0%
Food Service Sales		8634	4,162,626.00	122,505.00	15,182.67	84,510.00	(37,995.00)	-31.0%
Leases and Rentals		8650	0.00	0.00	0.00	0.00	0.00	0.0%
Interest		8660	5,000.00	5,000.00	1,427.00	3,000.00	(2,000.00)	-40.0%
Net Increase (Decrease) in the Fair Value of Investments		8662	0.00	0.00	0.00	0.00	0.00	0.0%
Fees and Contracts								
Interagency Services		8677	0.00	0.00	0.00	0.00	0.00	0.0%
Other Local Revenue								
All Other Local Revenue		8699	15,235.00	69,000.00	69,762.32	74,000.00	5,000.00	7.2%
TOTAL, OTHER LOCAL REVENUE			4,182,861.00	196,505.00	86,371.99	161,510.00	(34,995.00)	-17.8%
TOTAL, REVENUES			16,576,706.00	5,226,525.00	2,651,492.06	5,882,807.00		

Description	Resource Codes	Object Codes	Original Budget (A)	Board Approved Operating Budget (B)	Actuals To Date (C)	Projected Year Totals (D)	Difference (Col B & D) (E)	% Diff Column B & D (F)
CERTIFICATED SALARIES								
Certificated Supervisors' and Administrators' Salaries		1300	0.00	0.00	0.00	0.00	0.00	0.0%
Other Certificated Salaries		1900	0.00	0.00	0.00	0.00	0.00	0.0%
TOTAL, CERTIFICATED SALARIES			0.00	0.00	0.00	0.00	0.00	0.0%
CLASSIFIED SALARIES								
Classified Support Salaries		2200	3,929,713.00	3,484,706.00	1,818,472.63	3,226,422.00	258,284.00	7.4%
Classified Supervisors' and Administrators' Salaries		2300	932,932.00	910,213.00	541,237.44	939,666.00	(29,453.00)	-3.2%
Clerical, Technical and Office Salaries		2400	386,568.00	335,513.00	168,633.21	277,594.00	57,919.00	17.3%
Other Classified Salaries		2900	44,599.00	0.00	0.00	0.00	0.00	0.0%
TOTAL, CLASSIFIED SALARIES			5,293,812.00	4,730,432.00	2,528,343.28	4,443,682.00	286,750.00	6.1%
EMPLOYEE BENEFITS								
STRS		3101-3102	0.00	0.00	0.00	0.00	0.00	0.0%
PERS		3201-3202	903,682.00	739,843.00	438,218.86	781,938.00	(42,095.00)	-5.7%
OASDI/Medicare/Alternative		3301-3302	378,558.00	350,732.00	186,305.66	339,517.00	11,215.00	3.2%
Health and Welfare Benefits		3401-3402	1,654,695.00	1,768,086.00	771,043.47	1,724,486.00	43,600.00	2.5%
Unemployment Insurance		3501-3502	2,539.00	2,352.00	1,274.71	2,219.00	133.00	5.7%
Workers' Compensation		3601-3602	99,820.00	92,546.00	49,699.29	86,544.00	6,002.00	6.5%
OPEB, Allocated		3701-3702	186,898.00	175,601.00	93,571.60	164,211.00	11,390.00	6.5%
OPEB, Active Employees		3751-3752	0.00	0.00	0.00	0.00	0.00	0.0%
Other Employee Benefits		3901-3902	113,635.00	107,617.00	55,292.80	103,852.00	3,765.00	3.5%
TOTAL, EMPLOYEE BENEFITS			3,339,827.00	3,236,777.00	1,595,406.39	3,202,767.00	34,010.00	1.1%
BOOKS AND SUPPLIES								
Books and Other Reference Materials		4200	0.00	0.00	0.00	0.00	0.00	0.0%
Materials and Supplies		4300	883,310.00	293,681.00	67,019.18	281,961.00	11,720.00	4.0%
Noncapitalized Equipment		4400	115,750.00	139,371.00	37,516.41	138,558.00	813.00	0.6%
Food		4700	6,414,629.00	3,042,746.00	879,707.87	3,148,101.00	(105,355.00)	-3.5%
TOTAL, BOOKS AND SUPPLIES			7,413,689.00	3,475,798.00	984,243.46	3,568,620.00	(92,822.00)	-2.7%

Description	Resource Codes	Object Codes	Original Budget (A)	Board Approved Operating Budget (B)	Actuals To Date (C)	Projected Year Totals (D)	Difference (Col B & D) (E)	% Diff Column B & D (F)
SERVICES AND OTHER OPERATING EXPENDITURES								
Subagreements for Services		5100	0.00	0.00	0.00	0.00	0.00	0.0%
Travel and Conferences		5200	5,950.00	2,950.00	63.28	2,950.00	0.00	0.0%
Dues and Memberships		5300	600.00	3,600.00	1,995.35	3,600.00	0.00	0.0%
Insurance		5400-5450	0.00	0.00	0.00	0.00	0.00	0.0%
Operations and Housekeeping Services		5500	0.00	0.00	0.00	0.00	0.00	0.0%
Rentals, Leases, Repairs, and Noncapitalized Improvements		5600	76,350.00	76,350.00	22,453.22	77,350.00	(1,000.00)	-1.3%
Transfers of Direct Costs		5710	0.00	0.00	0.00	0.00	0.00	0.0%
Transfers of Direct Costs - Interfund		5750	376,952.00	357,952.00	165,688.23	360,640.00	(2,688.00)	-0.8%
Professional/Consulting Services and Operating Expenditures		5800	354,814.00	263,814.00	117,108.69	255,940.00	7,874.00	3.0%
Communications		5900	11,250.00	21,250.00	5,255.24	11,250.00	10,000.00	47.1%
TOTAL, SERVICES AND OTHER OPERATING EXPENDITURES			825,916.00	725,916.00	312,564.01	711,730.00	14,186.00	2.0%
CAPITAL OUTLAY								
Buildings and Improvements of Buildings		6200	0.00	0.00	0.00	0.00	0.00	0.0%
Equipment		6400	475,000.00	0.00	0.00	0.00	0.00	0.0%
Equipment Replacement		6500	0.00	0.00	0.00	0.00	0.00	0.0%
TOTAL, CAPITAL OUTLAY			475,000.00	0.00	0.00	0.00	0.00	0.0%
OTHER OUTGO (excluding Transfers of Indirect Costs)								
Debt Service								
Debt Service - Interest		7438	0.00	0.00	0.00	0.00	0.00	0.0%
Other Debt Service - Principal		7439	0.00	0.00	0.00	0.00	0.00	0.0%
TOTAL, OTHER OUTGO (excluding Transfers of Indirect Costs)			0.00	0.00	0.00	0.00	0.00	0.0%
OTHER OUTGO - TRANSFERS OF INDIRECT COSTS								
Transfers of Indirect Costs - Interfund		7350	472,332.00	409,105.00	178,588.14	393,435.00	15,670.00	3.8%
TOTAL, OTHER OUTGO - TRANSFERS OF INDIRECT COSTS			472,332.00	409,105.00	178,588.14	393,435.00	15,670.00	3.8%
TOTAL, EXPENDITURES			17,820,576.00	12,578,028.00	5,599,145.28	12,320,234.00		

Description	Resource Codes	Object Codes	Original Budget (A)	Board Approved Operating Budget (B)	Actuals To Date (C)	Projected Year Totals (D)	Difference (Col B & D) (E)	% Diff Column B & D (F)
INTERFUND TRANSFERS								
INTERFUND TRANSFERS IN								
From: General Fund		8916	175,000.00	3,675,000.00	2,000,000.00	3,675,000.00	0.00	0.0%
Other Authorized Interfund Transfers In		8919	0.00	0.00	0.00	0.00	0.00	0.0%
(a) TOTAL, INTERFUND TRANSFERS IN			175,000.00	3,675,000.00	2,000,000.00	3,675,000.00	0.00	0.0%
INTERFUND TRANSFERS OUT								
Other Authorized Interfund Transfers Out		7619	7,775.00	7,775.00	3,541.94	7,775.00	0.00	0.0%
(b) TOTAL, INTERFUND TRANSFERS OUT			7,775.00	7,775.00	3,541.94	7,775.00	0.00	0.0%
OTHER SOURCES/USES								
SOURCES								
Other Sources								
Transfers from Funds of Lapsed/Reorganized LEAs		8965	0.00	0.00	0.00	0.00	0.00	0.0%
Long-Term Debt Proceeds								
Proceeds from Capital Leases		8972	0.00	0.00	0.00	0.00	0.00	0.0%
All Other Financing Sources		8979	0.00	0.00	0.00	0.00	0.00	0.0%
(c) TOTAL, SOURCES			0.00	0.00	0.00	0.00	0.00	0.0%
USES								
Transfers of Funds from Lapsed/Reorganized LEAs		7651	0.00	0.00	0.00	0.00	0.00	0.0%
All Other Financing Uses		7699	0.00	0.00	0.00	0.00	0.00	0.0%
(d) TOTAL, USES			0.00	0.00	0.00	0.00	0.00	0.0%
CONTRIBUTIONS								
Contributions from Unrestricted Revenues		8980	0.00	0.00	0.00	0.00	0.00	0.0%
Contributions from Restricted Revenues		8990	0.00	0.00	0.00	0.00	0.00	0.0%
(e) TOTAL, CONTRIBUTIONS			0.00	0.00	0.00	0.00	0.00	0.0%
TOTAL, OTHER FINANCING SOURCES/USES (a - b + c - d + e)			167,225.00	3,667,225.00	1,996,458.06	3,667,225.00		

Resource	Description	2020/21 Projected Year Totals
5310	Child Nutrition: School Programs (e.g., School Lunch, School	935,274.87
Total, Restricted Balance		935,274.87

Description	Resource Codes	Object Codes	Original Budget (A)	Board Approved Operating Budget (B)	Actuals To Date (C)	Projected Year Totals (D)	Difference (Col B & D) (E)	% Diff Column B & D (F)
A. REVENUES								
1) LCFF Sources		8010-8099	0.00	0.00	0.00	0.00	0.00	0.0%
2) Federal Revenue		8100-8299	0.00	0.00	0.00	0.00	0.00	0.0%
3) Other State Revenue		8300-8599	0.00	0.00	0.00	0.00	0.00	0.0%
4) Other Local Revenue		8600-8799	7,000.00	7,000.00	3,611.00	7,000.00	0.00	0.0%
5) TOTAL, REVENUES			7,000.00	7,000.00	3,611.00	7,000.00		
B. EXPENDITURES								
1) Certificated Salaries		1000-1999	0.00	0.00	0.00	0.00	0.00	0.0%
2) Classified Salaries		2000-2999	0.00	24,219.00	12,119.48	35,837.00	(11,618.00)	-48.0%
3) Employee Benefits		3000-3999	0.00	3,529.00	3,059.20	6,729.00	(3,200.00)	-90.7%
4) Books and Supplies		4000-4999	0.00	42,059.00	17,569.64	269,670.00	(227,611.00)	-541.2%
5) Services and Other Operating Expenditures		5000-5999	0.00	35,972.00	55,119.37	59,626.00	(23,654.00)	-65.8%
6) Capital Outlay		6000-6999	2,200,000.00	2,324,353.00	480,054.01	2,058,270.00	266,083.00	11.4%
7) Other Outgo (excluding Transfers of Indirect Costs)		7100-7299, 7400-7499	0.00	0.00	0.00	0.00	0.00	0.0%
8) Other Outgo - Transfers of Indirect Costs		7300-7399	0.00	0.00	0.00	0.00	0.00	0.0%
9) TOTAL, EXPENDITURES			2,200,000.00	2,430,132.00	567,921.70	2,430,132.00		
C. EXCESS (DEFICIENCY) OF REVENUES OVER EXPENDITURES BEFORE OTHER FINANCING SOURCES AND USES (A5 - B9)			(2,193,000.00)	(2,423,132.00)	(564,310.70)	(2,423,132.00)		
D. OTHER FINANCING SOURCES/USES								
1) Interfund Transfers								
a) Transfers In		8900-8929	2,000,000.00	2,000,000.00	2,000,000.00	2,000,000.00	0.00	0.0%
b) Transfers Out		7600-7629	0.00	0.00	0.00	0.00	0.00	0.0%
2) Other Sources/Uses								
a) Sources		8930-8979	0.00	0.00	0.00	0.00	0.00	0.0%
b) Uses		7630-7699	0.00	0.00	0.00	0.00	0.00	0.0%
3) Contributions		8980-8999	0.00	0.00	0.00	0.00	0.00	0.0%
4) TOTAL, OTHER FINANCING SOURCES/USES			2,000,000.00	2,000,000.00	2,000,000.00	2,000,000.00		

Description	Resource Codes	Object Codes	Original Budget (A)	Board Approved Operating Budget (B)	Actuals To Date (C)	Projected Year Totals (D)	Difference (Col B & D) (E)	% Diff Column B & D (F)
E. NET INCREASE (DECREASE) IN FUND BALANCE (C + D4)			(193,000.00)	(423,132.00)	1,435,689.30	(423,132.00)		
F. FUND BALANCE, RESERVES								
1) Beginning Fund Balance								
a) As of July 1 - Unaudited		9791	1,223,132.98	1,223,132.98		1,223,132.98	0.00	0.0%
b) Audit Adjustments		9793	0.00	0.00		0.00	0.00	0.0%
c) As of July 1 - Audited (F1a + F1b)			1,223,132.98	1,223,132.98		1,223,132.98		
d) Other Restatements		9795	0.00	0.00		0.00	0.00	0.0%
e) Adjusted Beginning Balance (F1c + F1d)			1,223,132.98	1,223,132.98		1,223,132.98		
2) Ending Balance, June 30 (E + F1e)			1,030,132.98	800,000.98		800,000.98		
Components of Ending Fund Balance								
a) Nonspendable								
Revolving Cash		9711	0.00	0.00		0.00		
Stores		9712	0.00	0.00		0.00		
Prepaid Items		9713	0.00	0.00		0.00		
All Others		9719	0.00	0.00		0.00		
b) Restricted		9740	1,030,132.98	800,000.98		800,000.98		
c) Committed								
Stabilization Arrangements		9750	0.00	0.00		0.00		
Other Commitments		9760	0.00	0.00		0.00		
d) Assigned								
Other Assignments		9780	0.00	0.00		0.00		
e) Unassigned/Unappropriated								
Reserve for Economic Uncertainties		9789	0.00	0.00		0.00		
Unassigned/Unappropriated Amount		9790	0.00	0.00		0.00		

Description	Resource Codes	Object Codes	Original Budget (A)	Board Approved Operating Budget (B)	Actuals To Date (C)	Projected Year Totals (D)	Difference (Col B & D) (E)	% Diff Column B & D (F)
LCFF SOURCES								
LCFF Transfers								
LCFF Transfers - Current Year		8091	0.00	0.00	0.00	0.00	0.00	0.0%
LCFF/Revenue Limit Transfers - Prior Years		8099	0.00	0.00	0.00	0.00	0.00	0.0%
TOTAL, LCFF SOURCES			0.00	0.00	0.00	0.00	0.00	0.0%
OTHER STATE REVENUE								
All Other State Revenue		8590	0.00	0.00	0.00	0.00	0.00	0.0%
TOTAL, OTHER STATE REVENUE			0.00	0.00	0.00	0.00	0.00	0.0%
OTHER LOCAL REVENUE								
Community Redevelopment Funds Not Subject to LCFF Deduction		8625	0.00	0.00	0.00	0.00	0.00	0.0%
Sales Sale of Equipment/Supplies		8631	0.00	0.00	0.00	0.00	0.00	0.0%
Interest		8660	7,000.00	7,000.00	3,611.00	7,000.00	0.00	0.0%
Net Increase (Decrease) in the Fair Value of Investments		8662	0.00	0.00	0.00	0.00	0.00	0.0%
Other Local Revenue								
All Other Local Revenue		8699	0.00	0.00	0.00	0.00	0.00	0.0%
All Other Transfers In from All Others		8799	0.00	0.00	0.00	0.00	0.00	0.0%
TOTAL, OTHER LOCAL REVENUE			7,000.00	7,000.00	3,611.00	7,000.00	0.00	0.0%
TOTAL, REVENUES			7,000.00	7,000.00	3,611.00	7,000.00		

Description	Resource Codes	Object Codes	Original Budget (A)	Board Approved Operating Budget (B)	Actuals To Date (C)	Projected Year Totals (D)	Difference (Col B & D) (E)	% Diff Column B & D (F)
CLASSIFIED SALARIES								
Classified Support Salaries		2200	0.00	0.00	0.00	0.00	0.00	0.0%
Other Classified Salaries		2900	0.00	24,219.00	12,119.48	35,837.00	(11,618.00)	-48.0%
TOTAL, CLASSIFIED SALARIES			0.00	24,219.00	12,119.48	35,837.00	(11,618.00)	-48.0%
EMPLOYEE BENEFITS								
STRS		3101-3102	0.00	0.00	1,661.06	1,661.00	(1,661.00)	New
PERS		3201-3202	0.00	0.00	266.49	267.00	(267.00)	New
OASDI/Medicare/Alternative		3301-3302	0.00	1,853.00	289.60	2,213.00	(360.00)	-19.4%
Health and Welfare Benefits		3401-3402	0.00	0.00	0.00	0.00	0.00	0.0%
Unemployment Insurance		3501-3502	0.00	12.00	5.95	19.00	(7.00)	-58.3%
Workers' Compensation		3601-3602	0.00	470.00	236.33	726.00	(256.00)	-54.5%
OPEB, Allocated		3701-3702	0.00	891.00	448.37	1,378.00	(487.00)	-54.7%
OPEB, Active Employees		3751-3752	0.00	0.00	0.00	0.00	0.00	0.0%
Other Employee Benefits		3901-3902	0.00	303.00	151.40	465.00	(162.00)	-53.5%
TOTAL, EMPLOYEE BENEFITS			0.00	3,529.00	3,059.20	6,729.00	(3,200.00)	-90.7%
BOOKS AND SUPPLIES								
Books and Other Reference Materials		4200	0.00	0.00	0.00	0.00	0.00	0.0%
Materials and Supplies		4300	0.00	31,459.00	4,596.71	41,038.00	(9,579.00)	-30.4%
Noncapitalized Equipment		4400	0.00	10,600.00	12,972.93	228,632.00	(218,032.00)	-2056.9%
TOTAL, BOOKS AND SUPPLIES			0.00	42,059.00	17,569.64	269,670.00	(227,611.00)	-541.2%
SERVICES AND OTHER OPERATING EXPENDITURES								
Subagreements for Services		5100	0.00	0.00	0.00	0.00	0.00	0.0%
Travel and Conferences		5200	0.00	0.00	0.00	0.00	0.00	0.0%
Rentals, Leases, Repairs, and Noncapitalized Improvements		5600	0.00	5,209.00	26,119.37	30,626.00	(25,417.00)	-487.9%
Transfers of Direct Costs		5710	0.00	0.00	0.00	0.00	0.00	0.0%
Transfers of Direct Costs - Interfund		5750	0.00	0.00	0.00	0.00	0.00	0.0%
Professional/Consulting Services and Operating Expenditures		5800	0.00	30,763.00	29,000.00	29,000.00	1,763.00	5.7%
TOTAL, SERVICES AND OTHER OPERATING EXPENDITURES			0.00	35,972.00	55,119.37	59,626.00	(23,654.00)	-65.8%
CAPITAL OUTLAY								
Land Improvements		6170	0.00	0.00	0.00	0.00	0.00	0.0%
Buildings and Improvements of Buildings		6200	2,200,000.00	2,324,353.00	480,054.01	2,058,270.00	266,083.00	11.4%
Equipment		6400	0.00	0.00	0.00	0.00	0.00	0.0%
Equipment Replacement		6500	0.00	0.00	0.00	0.00	0.00	0.0%
TOTAL, CAPITAL OUTLAY			2,200,000.00	2,324,353.00	480,054.01	2,058,270.00	266,083.00	11.4%
OTHER OUTGO (excluding Transfers of Indirect Costs)								
Debt Service								
Debt Service - Interest		7438	0.00	0.00	0.00	0.00	0.00	0.0%
Other Debt Service - Principal		7439	0.00	0.00	0.00	0.00	0.00	0.0%
TOTAL, OTHER OUTGO (excluding Transfers of Indirect Costs)			0.00	0.00	0.00	0.00	0.00	0.0%
TOTAL, EXPENDITURES			2,200,000.00	2,430,132.00	567,921.70	2,430,132.00		

Description	Resource Codes	Object Codes	Original Budget (A)	Board Approved Operating Budget (B)	Actuals To Date (C)	Projected Year Totals (D)	Difference (Col B & D) (E)	% Diff Column B & D (F)
INTERFUND TRANSFERS								
INTERFUND TRANSFERS IN								
Other Authorized Interfund Transfers In		8919	2,000,000.00	2,000,000.00	2,000,000.00	2,000,000.00	0.00	0.0%
(a) TOTAL, INTERFUND TRANSFERS IN			2,000,000.00	2,000,000.00	2,000,000.00	2,000,000.00	0.00	0.0%
INTERFUND TRANSFERS OUT								
Other Authorized Interfund Transfers Out		7619	0.00	0.00	0.00	0.00	0.00	0.0%
(b) TOTAL, INTERFUND TRANSFERS OUT			0.00	0.00	0.00	0.00	0.00	0.0%
OTHER SOURCES/USES								
SOURCES								
Other Sources								
Transfers from Funds of Lapsed/Reorganized LEAs		8965	0.00	0.00	0.00	0.00	0.00	0.0%
Long-Term Debt Proceeds								
Proceeds from Capital Leases		8972	0.00	0.00	0.00	0.00	0.00	0.0%
All Other Financing Sources		8979	0.00	0.00	0.00	0.00	0.00	0.0%
(c) TOTAL, SOURCES			0.00	0.00	0.00	0.00	0.00	0.0%
USES								
Transfers of Funds from Lapsed/Reorganized LEAs		7651	0.00	0.00	0.00	0.00	0.00	0.0%
All Other Financing Uses		7699	0.00	0.00	0.00	0.00	0.00	0.0%
(d) TOTAL, USES			0.00	0.00	0.00	0.00	0.00	0.0%
CONTRIBUTIONS								
Contributions from Unrestricted Revenues		8980	0.00	0.00	0.00	0.00	0.00	0.0%
Contributions from Restricted Revenues		8990	0.00	0.00	0.00	0.00	0.00	0.0%
(e) TOTAL, CONTRIBUTIONS			0.00	0.00	0.00	0.00	0.00	0.0%
TOTAL, OTHER FINANCING SOURCES/USES (a - b + c - d + e)			2,000,000.00	2,000,000.00	2,000,000.00	2,000,000.00		

Resource	Description	2020/21 Projected Year Totals
9010	Other Restricted Local	800,000.98
Total, Restricted Balance		800,000.98

Description	Resource Codes	Object Codes	Original Budget (A)	Board Approved Operating Budget (B)	Actuals To Date (C)	Projected Year Totals (D)	Difference (Col B & D) (E)	% Diff Column B & D (F)
A. REVENUES								
1) LCFF Sources		8010-8099	0.00	0.00	0.00	0.00	0.00	0.0%
2) Federal Revenue		8100-8299	0.00	0.00	0.00	0.00	0.00	0.0%
3) Other State Revenue		8300-8599	0.00	0.00	0.00	0.00	0.00	0.0%
4) Other Local Revenue		8600-8799	4,170,973.00	4,234,135.00	1,094,957.86	2,287,014.00	(1,947,121.00)	-46.0%
5) TOTAL, REVENUES			4,170,973.00	4,234,135.00	1,094,957.86	2,287,014.00		
B. EXPENDITURES								
1) Certificated Salaries		1000-1999	0.00	0.00	0.00	0.00	0.00	0.0%
2) Classified Salaries		2000-2999	1,256,794.00	1,643,023.00	753,397.09	1,554,255.00	88,768.00	5.4%
3) Employee Benefits		3000-3999	696,504.00	733,819.00	346,524.31	649,836.00	83,983.00	11.4%
4) Books and Supplies		4000-4999	26,481.00	258,605.00	118,998.28	593,595.00	(334,990.00)	-129.5%
5) Services and Other Operating Expenditures		5000-5999	2,313,344.00	4,466,412.00	2,646,356.37	4,498,810.00	(32,398.00)	-0.7%
6) Capital Outlay		6000-6999	119,509,105.00	166,182,725.00	65,625,643.73	155,316,956.00	10,865,769.00	6.5%
7) Other Outgo (excluding Transfers of Indirect Costs)		7100-7299, 7400-7499	0.00	0.00	0.00	0.00	0.00	0.0%
8) Other Outgo - Transfers of Indirect Costs		7300-7399	0.00	0.00	0.00	0.00	0.00	0.0%
9) TOTAL, EXPENDITURES			123,802,228.00	173,284,584.00	69,490,919.78	162,613,452.00		
C. EXCESS (DEFICIENCY) OF REVENUES OVER EXPENDITURES BEFORE OTHER FINANCING SOURCES AND USES (A5 - B9)			(119,631,255.00)	(169,050,449.00)	(68,395,961.92)	(160,326,438.00)		
D. OTHER FINANCING SOURCES/USES								
1) Interfund Transfers								
a) Transfers In		8900-8929	392,623.00	2,184,239.00	3,455,403.11	3,534,366.00	1,350,127.00	61.8%
b) Transfers Out		7600-7629	0.00	0.00	0.00	0.00	0.00	0.0%
2) Other Sources/Uses								
a) Sources		8930-8979	150,000,000.00	180,616,259.00	180,616,259.50	180,616,259.00	0.00	0.0%
b) Uses		7630-7699	0.00	0.00	0.00	0.00	0.00	0.0%
3) Contributions		8980-8999	0.00	0.00	0.00	0.00	0.00	0.0%
4) TOTAL, OTHER FINANCING SOURCES/USES			150,392,623.00	182,800,498.00	184,071,662.61	184,150,625.00		

Description	Resource Codes	Object Codes	Original Budget (A)	Board Approved Operating Budget (B)	Actuals To Date (C)	Projected Year Totals (D)	Difference (Col B & D) (E)	% Diff Column B & D (F)
E. NET INCREASE (DECREASE) IN FUND BALANCE (C + D4)			30,761,368.00	13,750,049.00	115,675,700.69	23,824,187.00		
F. FUND BALANCE, RESERVES								
1) Beginning Fund Balance								
a) As of July 1 - Unaudited		9791	98,739,573.32	98,739,573.32		98,739,573.32	0.00	0.0%
b) Audit Adjustments		9793	0.00	0.00		0.00	0.00	0.0%
c) As of July 1 - Audited (F1a + F1b)			98,739,573.32	98,739,573.32		98,739,573.32		
d) Other Restatements		9795	0.00	0.00		0.00	0.00	0.0%
e) Adjusted Beginning Balance (F1c + F1d)			98,739,573.32	98,739,573.32		98,739,573.32		
2) Ending Balance, June 30 (E + F1e)			129,500,941.32	112,489,622.32		122,563,760.32		
Components of Ending Fund Balance								
a) Nonspendable								
Revolving Cash		9711	0.00	0.00		0.00		
Stores		9712	0.00	0.00		0.00		
Prepaid Items		9713	0.00	0.00		0.00		
All Others		9719	0.00	0.00		0.00		
b) Legally Restricted Balance		9740	128,486,400.40	111,475,340.40		121,577,792.40		
c) Committed								
Stabilization Arrangements		9750	0.00	0.00		0.00		
Other Commitments		9760	0.00	0.00		0.00		
d) Assigned								
Other Assignments		9780	1,014,540.92	1,014,281.92		985,967.92		
Site re-use	0000	9780	*1,014,540.92*					
Site re-use	0000	9780		*1,014,281.92*				
Site Re-use	0000	9780				*985,967.92*		
e) Unassigned/Unappropriated								
Reserve for Economic Uncertainties		9789	0.00	0.00		0.00		
Unassigned/Unappropriated Amount		9790	0.00	0.00		0.00		

Description	Resource Codes	Object Codes	Original Budget (A)	Board Approved Operating Budget (B)	Actuals To Date (C)	Projected Year Totals (D)	Difference (Col B & D) (E)	% Diff Column B & D (F)
FEDERAL REVENUE								
FEMA		8281	0.00	0.00	0.00	0.00	0.00	0.0%
All Other Federal Revenue		8290	0.00	0.00	0.00	0.00	0.00	0.0%
TOTAL, FEDERAL REVENUE			0.00	0.00	0.00	0.00	0.00	0.0%
OTHER STATE REVENUE								
Tax Relief Subventions Restricted Levies - Other								
Homeowners' Exemptions		8575	0.00	0.00	0.00	0.00	0.00	0.0%
Other Subventions/In-Lieu Taxes		8576	0.00	0.00	0.00	0.00	0.00	0.0%
All Other State Revenue		8590	0.00	0.00	0.00	0.00	0.00	0.0%
TOTAL, OTHER STATE REVENUE			0.00	0.00	0.00	0.00	0.00	0.0%
OTHER LOCAL REVENUE								
County and District Taxes								
Other Restricted Levies Secured Roll		8615	0.00	0.00	0.00	0.00	0.00	0.0%
Unsecured Roll		8616	0.00	0.00	0.00	0.00	0.00	0.0%
Prior Years' Taxes		8617	0.00	0.00	0.00	0.00	0.00	0.0%
Supplemental Taxes		8618	0.00	0.00	0.00	0.00	0.00	0.0%
Non-Ad Valorem Taxes Parcel Taxes		8621	0.00	0.00	0.00	0.00	0.00	0.0%
Other		8622	0.00	0.00	0.00	0.00	0.00	0.0%
Community Redevelopment Funds Not Subject to LCFF Deduction		8625	65,253.00	65,253.00	0.00	65,253.00	0.00	0.0%
Penalties and Interest from Delinquent Non-LCFF Taxes		8629	0.00	0.00	0.00	0.00	0.00	0.0%
Sales Sale of Equipment/Supplies		8631	0.00	0.00	0.00	0.00	0.00	0.0%
Leases and Rentals		8650	1,677,239.00	1,677,239.00	864,975.77	1,700,762.00	23,523.00	1.4%
Interest		8660	2,413,481.00	2,413,481.00	129,547.06	412,581.00	(2,000,900.00)	-82.9%
Net Increase (Decrease) in the Fair Value of Investments		8662	0.00	0.00	0.00	0.00	0.00	0.0%
Other Local Revenue								
All Other Local Revenue		8699	15,000.00	78,162.00	100,435.03	108,418.00	30,256.00	38.7%
All Other Transfers In from All Others		8799	0.00	0.00	0.00	0.00	0.00	0.0%
TOTAL, OTHER LOCAL REVENUE			4,170,973.00	4,234,135.00	1,094,957.86	2,287,014.00	(1,947,121.00)	-46.0%
TOTAL, REVENUES			4,170,973.00	4,234,135.00	1,094,957.86	2,287,014.00		

Description	Resource Codes	Object Codes	Original Budget (A)	Board Approved Operating Budget (B)	Actuals To Date (C)	Projected Year Totals (D)	Difference (Col B & D) (E)	% Diff Column B & D (F)
CLASSIFIED SALARIES								
Classified Support Salaries		2200	320,297.00	205,754.00	121,749.15	205,644.00	110.00	0.1%
Classified Supervisors' and Administrators' Salaries		2300	598,032.00	627,327.00	380,636.01	632,327.00	(5,000.00)	-0.8%
Clerical, Technical and Office Salaries		2400	338,265.00	337,304.00	170,738.04	283,741.00	53,563.00	15.9%
Other Classified Salaries		2900	200.00	472,638.00	80,273.89	432,543.00	40,095.00	8.5%
TOTAL, CLASSIFIED SALARIES			1,256,794.00	1,643,023.00	753,397.09	1,554,255.00	88,768.00	5.4%
EMPLOYEE BENEFITS								
STRS		3101-3102	0.00	8,197.00	8,959.09	9,142.00	(945.00)	-11.5%
PERS		3201-3202	285,863.00	234,775.00	131,561.36	223,621.00	11,154.00	4.8%
OASDI/Medicare/Alternative		3301-3302	96,137.00	137,525.00	51,793.05	110,941.00	26,584.00	19.3%
Health and Welfare Benefits		3401-3402	225,035.00	218,928.00	100,582.71	195,571.00	23,357.00	10.7%
Unemployment Insurance		3501-3502	628.00	901.00	371.32	769.00	132.00	14.7%
Workers' Compensation		3601-3602	23,879.00	37,009.00	14,705.58	30,358.00	6,651.00	18.0%
OPEB, Allocated		3701-3702	46,502.00	70,164.00	27,875.47	57,544.00	12,620.00	18.0%
OPEB, Active Employees		3751-3752	0.00	0.00	0.00	0.00	0.00	0.0%
Other Employee Benefits		3901-3902	18,460.00	26,320.00	10,675.73	21,890.00	4,430.00	16.8%
TOTAL, EMPLOYEE BENEFITS			696,504.00	733,819.00	346,524.31	649,836.00	83,983.00	11.4%
BOOKS AND SUPPLIES								
Books and Other Reference Materials		4200	0.00	0.00	0.00	0.00	0.00	0.0%
Materials and Supplies		4300	25,481.00	136,402.00	29,822.82	386,697.00	(250,295.00)	-183.5%
Noncapitalized Equipment		4400	1,000.00	122,203.00	89,175.46	206,898.00	(84,695.00)	-69.3%
TOTAL, BOOKS AND SUPPLIES			26,481.00	258,605.00	118,998.28	593,595.00	(334,990.00)	-129.5%
SERVICES AND OTHER OPERATING EXPENDITURES								
Subagreements for Services		5100	0.00	0.00	0.00	0.00	0.00	0.0%
Travel and Conferences		5200	5,100.00	5,100.00	1,283.94	5,100.00	0.00	0.0%
Insurance		5400-5450	0.00	0.00	0.00	0.00	0.00	0.0%
Operations and Housekeeping Services		5500	0.00	0.00	0.00	0.00	0.00	0.0%
Rentals, Leases, Repairs, and Noncapitalized Improvements		5600	76,347.00	1,146,906.00	61,093.10	1,151,680.00	(4,774.00)	-0.4%
Transfers of Direct Costs		5710	0.00	0.00	0.00	0.00	0.00	0.0%
Transfers of Direct Costs - Interfund		5750	1,833,247.00	1,601,157.00	1,516,186.39	1,525,486.00	75,671.00	4.7%
Professional/Consulting Services and Operating Expenditures		5800	398,350.00	1,712,949.00	1,067,564.34	1,816,050.00	(103,101.00)	-6.0%
Communications		5900	300.00	300.00	228.60	494.00	(194.00)	-64.7%
TOTAL, SERVICES AND OTHER OPERATING EXPENDITURES			2,313,344.00	4,466,412.00	2,646,356.37	4,498,810.00	(32,398.00)	-0.7%

Description	Resource Codes	Object Codes	Original Budget (A)	Board Approved Operating Budget (B)	Actuals To Date (C)	Projected Year Totals (D)	Difference (Col B & D) (E)	% Diff Column B & D (F)
CAPITAL OUTLAY								
Land		6100	0.00	0.00	0.00	0.00	0.00	0.0%
Land Improvements		6170	0.00	0.00	0.00	0.00	0.00	0.0%
Buildings and Improvements of Buildings		6200	119,509,105.00	156,967,910.00	61,456,985.52	142,029,266.00	14,938,644.00	9.5%
Books and Media for New School Libraries or Major Expansion of School Libraries		6300	0.00	0.00	0.00	0.00	0.00	0.0%
Equipment		6400	0.00	9,214,815.00	4,168,658.21	13,287,690.00	(4,072,875.00)	-44.2%
Equipment Replacement		6500	0.00	0.00	0.00	0.00	0.00	0.0%
TOTAL, CAPITAL OUTLAY			119,509,105.00	166,182,725.00	65,625,643.73	155,316,956.00	10,865,769.00	6.5%
OTHER OUTGO (excluding Transfers of Indirect Costs)								
Other Transfers Out								
All Other Transfers Out to All Others		7299	0.00	0.00	0.00	0.00	0.00	0.0%
Debt Service								
Repayment of State School Building Fund Aid - Proceeds from Bonds		7435	0.00	0.00	0.00	0.00	0.00	0.0%
Debt Service - Interest		7438	0.00	0.00	0.00	0.00	0.00	0.0%
Other Debt Service - Principal		7439	0.00	0.00	0.00	0.00	0.00	0.0%
TOTAL, OTHER OUTGO (excluding Transfers of Indirect Costs)			0.00	0.00	0.00	0.00	0.00	0.0%
TOTAL, EXPENDITURES			123,802,228.00	173,284,584.00	69,490,919.78	162,613,452.00		

Description	Resource Codes	Object Codes	Original Budget (A)	Board Approved Operating Budget (B)	Actuals To Date (C)	Projected Year Totals (D)	Difference (Col B & D) (E)	% Diff Column B & D (F)
INTERFUND TRANSFERS								
INTERFUND TRANSFERS IN								
Other Authorized Interfund Transfers In		8919	392,623.00	2,184,239.00	3,455,403.11	3,534,366.00	1,350,127.00	61.8%
(a) TOTAL, INTERFUND TRANSFERS IN			392,623.00	2,184,239.00	3,455,403.11	3,534,366.00	1,350,127.00	61.8%
INTERFUND TRANSFERS OUT								
To: State School Building Fund/ County School Facilities Fund		7613	0.00	0.00	0.00	0.00	0.00	0.0%
Other Authorized Interfund Transfers Out		7619	0.00	0.00	0.00	0.00	0.00	0.0%
(b) TOTAL, INTERFUND TRANSFERS OUT			0.00	0.00	0.00	0.00	0.00	0.0%
OTHER SOURCES/USES								
SOURCES								
Proceeds								
Proceeds from Sale of Bonds		8951	150,000,000.00	180,000,000.00	180,000,000.00	180,000,000.00	0.00	0.0%
Proceeds from Disposal of Capital Assets		8953	0.00	4,259.00	4,259.50	4,259.00	0.00	0.0%
Other Sources								
County School Building Aid		8961	0.00	0.00	0.00	0.00	0.00	0.0%
Transfers from Funds of Lapsed/Reorganized LEAs		8965	0.00	0.00	0.00	0.00	0.00	0.0%
Long-Term Debt Proceeds								
Proceeds from Certificates of Participation		8971	0.00	0.00	0.00	0.00	0.00	0.0%
Proceeds from Capital Leases		8972	0.00	0.00	0.00	0.00	0.00	0.0%
Proceeds from Lease Revenue Bonds		8973	0.00	0.00	0.00	0.00	0.00	0.0%
All Other Financing Sources		8979	0.00	612,000.00	612,000.00	612,000.00	0.00	0.0%
(c) TOTAL, SOURCES			150,000,000.00	180,616,259.00	180,616,259.50	180,616,259.00	0.00	0.0%
USES								
Transfers of Funds from Lapsed/Reorganized LEAs		7651	0.00	0.00	0.00	0.00	0.00	0.0%
All Other Financing Uses		7699	0.00	0.00	0.00	0.00	0.00	0.0%
(d) TOTAL, USES			0.00	0.00	0.00	0.00	0.00	0.0%
CONTRIBUTIONS								
Contributions from Unrestricted Revenues		8980	0.00	0.00	0.00	0.00	0.00	0.0%
Contributions from Restricted Revenues		8990	0.00	0.00	0.00	0.00	0.00	0.0%
(e) TOTAL, CONTRIBUTIONS			0.00	0.00	0.00	0.00	0.00	0.0%
TOTAL, OTHER FINANCING SOURCES/USES (a - b + c - d + e)			150,392,623.00	182,800,498.00	184,071,662.61	184,150,625.00		

Resource	Description	2020/21 Projected Year Totals
9010	Other Restricted Local	121,577,792.40
Total, Restricted Balance		121,577,792.40

Description	Resource Codes	Object Codes	Original Budget (A)	Board Approved Operating Budget (B)	Actuals To Date (C)	Projected Year Totals (D)	Difference (Col B & D) (E)	% Diff Column B & D (F)
A. REVENUES								
1) LCFF Sources		8010-8099	0.00	0.00	0.00	0.00	0.00	0.0%
2) Federal Revenue		8100-8299	0.00	0.00	0.00	0.00	0.00	0.0%
3) Other State Revenue		8300-8599	0.00	0.00	0.00	0.00	0.00	0.0%
4) Other Local Revenue		8600-8799	1,460,000.00	1,460,000.00	988,154.27	1,456,000.00	(4,000.00)	-0.3%
5) TOTAL, REVENUES			1,460,000.00	1,460,000.00	988,154.27	1,456,000.00		
B. EXPENDITURES								
1) Certificated Salaries		1000-1999	0.00	0.00	0.00	0.00	0.00	0.0%
2) Classified Salaries		2000-2999	0.00	0.00	0.00	0.00	0.00	0.0%
3) Employee Benefits		3000-3999	0.00	0.00	0.00	0.00	0.00	0.0%
4) Books and Supplies		4000-4999	0.00	0.00	0.00	0.00	0.00	0.0%
5) Services and Other Operating Expenditures		5000-5999	150,520.00	150,520.00	27,554.50	150,520.00	0.00	0.0%
6) Capital Outlay		6000-6999	500,000.00	500,000.00	0.00	500,000.00	0.00	0.0%
7) Other Outgo (excluding Transfers of Indirect Costs)		7100-7299, 7400-7499	0.00	0.00	0.00	0.00	0.00	0.0%
8) Other Outgo - Transfers of Indirect Costs		7300-7399	0.00	0.00	0.00	0.00	0.00	0.0%
9) TOTAL, EXPENDITURES			650,520.00	650,520.00	27,554.50	650,520.00		
C. EXCESS (DEFICIENCY) OF REVENUES OVER EXPENDITURES BEFORE OTHER FINANCING SOURCES AND USES (A5 - B9)			809,480.00	809,480.00	960,599.77	805,480.00		
D. OTHER FINANCING SOURCES/USES								
1) Interfund Transfers								
a) Transfers In		8900-8929	0.00	0.00	0.00	0.00	0.00	0.0%
b) Transfers Out		7600-7629	0.00	0.00	0.00	0.00	0.00	0.0%
2) Other Sources/Uses								
a) Sources		8930-8979	0.00	0.00	0.00	0.00	0.00	0.0%
b) Uses		7630-7699	0.00	0.00	0.00	0.00	0.00	0.0%
3) Contributions		8980-8999	0.00	0.00	0.00	0.00	0.00	0.0%
4) TOTAL, OTHER FINANCING SOURCES/USES			0.00	0.00	0.00	0.00		

Description	Resource Codes	Object Codes	Original Budget (A)	Board Approved Operating Budget (B)	Actuals To Date (C)	Projected Year Totals (D)	Difference (Col B & D) (E)	% Diff Column B & D (F)
E. NET INCREASE (DECREASE) IN FUND BALANCE (C + D4)			809,480.00	809,480.00	960,599.77	805,480.00		
F. FUND BALANCE, RESERVES								
1) Beginning Fund Balance								
a) As of July 1 - Unaudited		9791	964,664.76	964,664.76		964,664.76	0.00	0.0%
b) Audit Adjustments		9793	0.00	0.00		0.00	0.00	0.0%
c) As of July 1 - Audited (F1a + F1b)			964,664.76	964,664.76		964,664.76		
d) Other Restatements		9795	0.00	0.00		0.00	0.00	0.0%
e) Adjusted Beginning Balance (F1c + F1d)			964,664.76	964,664.76		964,664.76		
2) Ending Balance, June 30 (E + F1e)			1,774,144.76	1,774,144.76		1,770,144.76		
Components of Ending Fund Balance								
a) Nonspendable								
Revolving Cash		9711	0.00	0.00		0.00		
Stores		9712	0.00	0.00		0.00		
Prepaid Items		9713	0.00	0.00		0.00		
All Others		9719	0.00	0.00		0.00		
b) Legally Restricted Balance		9740	1,774,144.76	1,774,144.76		1,770,144.76		
c) Committed								
Stabilization Arrangements		9750	0.00	0.00		0.00		
Other Commitments		9760	0.00	0.00		0.00		
d) Assigned								
Other Assignments		9780	0.00	0.00		0.00		
e) Unassigned/Unappropriated								
Reserve for Economic Uncertainties		9789	0.00	0.00		0.00		
Unassigned/Unappropriated Amount		9790	0.00	0.00		0.00		

Description	Resource Codes	Object Codes	Original Budget (A)	Board Approved Operating Budget (B)	Actuals To Date (C)	Projected Year Totals (D)	Difference (Col B & D) (E)	% Diff Column B & D (F)
OTHER STATE REVENUE								
Tax Relief Subventions Restricted Levies - Other								
Homeowners' Exemptions		8575	0.00	0.00	0.00	0.00	0.00	0.0%
Other Subventions/In-Lieu Taxes		8576	0.00	0.00	0.00	0.00	0.00	0.0%
All Other State Revenue		8590	0.00	0.00	0.00	0.00	0.00	0.0%
TOTAL, OTHER STATE REVENUE			0.00	0.00	0.00	0.00	0.00	0.0%
OTHER LOCAL REVENUE								
County and District Taxes								
Other Restricted Levies Secured Roll		8615	0.00	0.00	0.00	0.00	0.00	0.0%
Unsecured Roll		8616	0.00	0.00	0.00	0.00	0.00	0.0%
Prior Years' Taxes		8617	0.00	0.00	0.00	0.00	0.00	0.0%
Supplemental Taxes		8618	0.00	0.00	0.00	0.00	0.00	0.0%
Non-Ad Valorem Taxes Parcel Taxes		8621	0.00	0.00	0.00	0.00	0.00	0.0%
Other		8622	0.00	0.00	0.00	0.00	0.00	0.0%
Community Redevelopment Funds Not Subject to LCFF Deduction		8625	0.00	0.00	0.00	0.00	0.00	0.0%
Penalties and Interest from Delinquent Non-LCFF Taxes		8629	0.00	0.00	0.00	0.00	0.00	0.0%
Sales Sale of Equipment/Supplies		8631	0.00	0.00	0.00	0.00	0.00	0.0%
Interest		8660	10,000.00	10,000.00	2,760.00	6,000.00	(4,000.00)	-40.0%
Net Increase (Decrease) in the Fair Value of Investments		8662	0.00	0.00	0.00	0.00	0.00	0.0%
Fees and Contracts								
Mitigation/Developer Fees		8681	1,450,000.00	1,450,000.00	985,394.27	1,450,000.00	0.00	0.0%
Other Local Revenue								
All Other Local Revenue		8699	0.00	0.00	0.00	0.00	0.00	0.0%
All Other Transfers In from All Others		8799	0.00	0.00	0.00	0.00	0.00	0.0%
TOTAL, OTHER LOCAL REVENUE			1,460,000.00	1,460,000.00	988,154.27	1,456,000.00	(4,000.00)	-0.3%
TOTAL, REVENUES			1,460,000.00	1,460,000.00	988,154.27	1,456,000.00		

Description	Resource Codes	Object Codes	Original Budget (A)	Board Approved Operating Budget (B)	Actuals To Date (C)	Projected Year Totals (D)	Difference (Col B & D) (E)	% Diff Column B & D (F)
CERTIFICATED SALARIES								
Other Certificated Salaries		1900	0.00	0.00	0.00	0.00	0.00	0.0%
TOTAL, CERTIFICATED SALARIES			0.00	0.00	0.00	0.00	0.00	0.0%
CLASSIFIED SALARIES								
Classified Support Salaries		2200	0.00	0.00	0.00	0.00	0.00	0.0%
Classified Supervisors' and Administrators' Salaries		2300	0.00	0.00	0.00	0.00	0.00	0.0%
Clerical, Technical and Office Salaries		2400	0.00	0.00	0.00	0.00	0.00	0.0%
Other Classified Salaries		2900	0.00	0.00	0.00	0.00	0.00	0.0%
TOTAL, CLASSIFIED SALARIES			0.00	0.00	0.00	0.00	0.00	0.0%
EMPLOYEE BENEFITS								
STRS		3101-3102	0.00	0.00	0.00	0.00	0.00	0.0%
PERS		3201-3202	0.00	0.00	0.00	0.00	0.00	0.0%
OASDI/Medicare/Alternative		3301-3302	0.00	0.00	0.00	0.00	0.00	0.0%
Health and Welfare Benefits		3401-3402	0.00	0.00	0.00	0.00	0.00	0.0%
Unemployment Insurance		3501-3502	0.00	0.00	0.00	0.00	0.00	0.0%
Workers' Compensation		3601-3602	0.00	0.00	0.00	0.00	0.00	0.0%
OPEB, Allocated		3701-3702	0.00	0.00	0.00	0.00	0.00	0.0%
OPEB, Active Employees		3751-3752	0.00	0.00	0.00	0.00	0.00	0.0%
Other Employee Benefits		3901-3902	0.00	0.00	0.00	0.00	0.00	0.0%
TOTAL, EMPLOYEE BENEFITS			0.00	0.00	0.00	0.00	0.00	0.0%
BOOKS AND SUPPLIES								
Approved Textbooks and Core Curricula Materials		4100	0.00	0.00	0.00	0.00	0.00	0.0%
Books and Other Reference Materials		4200	0.00	0.00	0.00	0.00	0.00	0.0%
Materials and Supplies		4300	0.00	0.00	0.00	0.00	0.00	0.0%
Noncapitalized Equipment		4400	0.00	0.00	0.00	0.00	0.00	0.0%
TOTAL, BOOKS AND SUPPLIES			0.00	0.00	0.00	0.00	0.00	0.0%
SERVICES AND OTHER OPERATING EXPENDITURES								
Subagreements for Services		5100	0.00	0.00	0.00	0.00	0.00	0.0%
Travel and Conferences		5200	0.00	0.00	0.00	0.00	0.00	0.0%
Insurance		5400-5450	0.00	0.00	0.00	0.00	0.00	0.0%
Operations and Housekeeping Services		5500	0.00	0.00	0.00	0.00	0.00	0.0%
Rentals, Leases, Repairs, and Noncapitalized Improvements		5600	0.00	0.00	0.00	0.00	0.00	0.0%
Transfers of Direct Costs		5710	0.00	0.00	0.00	0.00	0.00	0.0%
Transfers of Direct Costs - Interfund		5750	0.00	0.00	0.00	0.00	0.00	0.0%
Professional/Consulting Services and Operating Expenditures		5800	150,520.00	150,520.00	27,554.50	150,520.00	0.00	0.0%
Communications		5900	0.00	0.00	0.00	0.00	0.00	0.0%
TOTAL, SERVICES AND OTHER OPERATING EXPENDITURES			150,520.00	150,520.00	27,554.50	150,520.00	0.00	0.0%

Description	Resource Codes	Object Codes	Original Budget (A)	Board Approved Operating Budget (B)	Actuals To Date (C)	Projected Year Totals (D)	Difference (Col B & D) (E)	% Diff Column B & D (F)
CAPITAL OUTLAY								
Land		6100	0.00	0.00	0.00	0.00	0.00	0.0%
Land Improvements		6170	0.00	0.00	0.00	0.00	0.00	0.0%
Buildings and Improvements of Buildings		6200	500,000.00	500,000.00	0.00	500,000.00	0.00	0.0%
Books and Media for New School Libraries or Major Expansion of School Libraries		6300	0.00	0.00	0.00	0.00	0.00	0.0%
Equipment		6400	0.00	0.00	0.00	0.00	0.00	0.0%
Equipment Replacement		6500	0.00	0.00	0.00	0.00	0.00	0.0%
TOTAL, CAPITAL OUTLAY			500,000.00	500,000.00	0.00	500,000.00	0.00	0.0%
OTHER OUTGO (excluding Transfers of Indirect Costs)								
Other Transfers Out								
All Other Transfers Out to All Others		7299	0.00	0.00	0.00	0.00	0.00	0.0%
Debt Service								
Debt Service - Interest		7438	0.00	0.00	0.00	0.00	0.00	0.0%
Other Debt Service - Principal		7439	0.00	0.00	0.00	0.00	0.00	0.0%
TOTAL, OTHER OUTGO (excluding Transfers of Indirect Costs)			0.00	0.00	0.00	0.00	0.00	0.0%
TOTAL, EXPENDITURES			650,520.00	650,520.00	27,554.50	650,520.00		

Description	Resource Codes	Object Codes	Original Budget (A)	Board Approved Operating Budget (B)	Actuals To Date (C)	Projected Year Totals (D)	Difference (Col B & D) (E)	% Diff Column B & D (F)
INTERFUND TRANSFERS								
INTERFUND TRANSFERS IN								
Other Authorized Interfund Transfers In		8919	0.00	0.00	0.00	0.00	0.00	0.0%
(a) TOTAL, INTERFUND TRANSFERS IN			0.00	0.00	0.00	0.00	0.00	0.0%
INTERFUND TRANSFERS OUT								
To: State School Building Fund/ County School Facilities Fund		7613	0.00	0.00	0.00	0.00	0.00	0.0%
Other Authorized Interfund Transfers Out		7619	0.00	0.00	0.00	0.00	0.00	0.0%
(b) TOTAL, INTERFUND TRANSFERS OUT			0.00	0.00	0.00	0.00	0.00	0.0%
OTHER SOURCES/USES								
SOURCES								
Proceeds								
Proceeds from Disposal of Capital Assets		8953	0.00	0.00	0.00	0.00	0.00	0.0%
Other Sources								
Transfers from Funds of Lapsed/Reorganized LEAs		8965	0.00	0.00	0.00	0.00	0.00	0.0%
Long-Term Debt Proceeds								
Proceeds from Certificates of Participation		8971	0.00	0.00	0.00	0.00	0.00	0.0%
Proceeds from Capital Leases		8972	0.00	0.00	0.00	0.00	0.00	0.0%
Proceeds from Lease Revenue Bonds		8973	0.00	0.00	0.00	0.00	0.00	0.0%
All Other Financing Sources		8979	0.00	0.00	0.00	0.00	0.00	0.0%
(c) TOTAL, SOURCES			0.00	0.00	0.00	0.00	0.00	0.0%
USES								
Transfers of Funds from Lapsed/Reorganized LEAs		7651	0.00	0.00	0.00	0.00	0.00	0.0%
All Other Financing Uses		7699	0.00	0.00	0.00	0.00	0.00	0.0%
(d) TOTAL, USES			0.00	0.00	0.00	0.00	0.00	0.0%
CONTRIBUTIONS								
Contributions from Unrestricted Revenues		8980	0.00	0.00	0.00	0.00	0.00	0.0%
Contributions from Restricted Revenues		8990	0.00	0.00	0.00	0.00	0.00	0.0%
(e) TOTAL, CONTRIBUTIONS			0.00	0.00	0.00	0.00	0.00	0.0%
TOTAL, OTHER FINANCING SOURCES/USES (a - b + c - d + e)			0.00	0.00	0.00	0.00		

Resource	Description	2020/21 Projected Year Totals
9010	Other Restricted Local	1,770,144.76
Total, Restricted Balance		1,770,144.76

Description	Resource Codes	Object Codes	Original Budget (A)	Board Approved Operating Budget (B)	Actuals To Date (C)	Projected Year Totals (D)	Difference (Col B & D) (E)	% Diff Column B & D (F)
A. REVENUES								
1) LCFF Sources		8010-8099	0.00	0.00	0.00	0.00	0.00	0.0%
2) Federal Revenue		8100-8299	0.00	0.00	0.00	0.00	0.00	0.0%
3) Other State Revenue		8300-8599	0.00	1,791,616.00	3,141,742.96	3,141,743.00	1,350,127.00	75.4%
4) Other Local Revenue		8600-8799	0.00	0.00	1,152.00	1,152.00	1,152.00	New
5) TOTAL, REVENUES			0.00	1,791,616.00	3,142,894.96	3,142,895.00		
B. EXPENDITURES								
1) Certificated Salaries		1000-1999	0.00	0.00	0.00	0.00	0.00	0.0%
2) Classified Salaries		2000-2999	0.00	0.00	0.00	0.00	0.00	0.0%
3) Employee Benefits		3000-3999	0.00	0.00	0.00	0.00	0.00	0.0%
4) Books and Supplies		4000-4999	0.00	0.00	0.00	0.00	0.00	0.0%
5) Services and Other Operating Expenditures		5000-5999	0.00	0.00	0.00	0.00	0.00	0.0%
6) Capital Outlay		6000-6999	0.00	0.00	0.00	0.00	0.00	0.0%
7) Other Outgo (excluding Transfers of Indirect Costs)		7100-7299, 7400-7499	0.00	0.00	0.00	0.00	0.00	0.0%
8) Other Outgo - Transfers of Indirect Costs		7300-7399	0.00	0.00	0.00	0.00	0.00	0.0%
9) TOTAL, EXPENDITURES			0.00	0.00	0.00	0.00		
C. EXCESS (DEFICIENCY) OF REVENUES OVER EXPENDITURES BEFORE OTHER FINANCING SOURCES AND USES (A5 - B9)			0.00	1,791,616.00	3,142,894.96	3,142,895.00		
D. OTHER FINANCING SOURCES/USES								
1) Interfund Transfers								
a) Transfers In		8900-8929	0.00	0.00	0.00	0.00	0.00	0.0%
b) Transfers Out		7600-7629	0.00	1,791,616.00	3,141,743.00	3,141,743.00	(1,350,127.00)	-75.4%
2) Other Sources/Uses								
a) Sources		8930-8979	0.00	0.00	0.00	0.00	0.00	0.0%
b) Uses		7630-7699	0.00	0.00	0.00	0.00	0.00	0.0%
3) Contributions		8980-8999	0.00	0.00	0.00	0.00	0.00	0.0%
4) TOTAL, OTHER FINANCING SOURCES/USES			0.00	(1,791,616.00)	(3,141,743.00)	(3,141,743.00)		

Description	Resource Codes	Object Codes	Original Budget (A)	Board Approved Operating Budget (B)	Actuals To Date (C)	Projected Year Totals (D)	Difference (Col B & D) (E)	% Diff Column B & D (F)
E. NET INCREASE (DECREASE) IN FUND BALANCE (C + D4)			0.00	0.00	1,151.96	1,152.00		
F. FUND BALANCE, RESERVES								
1) Beginning Fund Balance								
a) As of July 1 - Unaudited		9791	482.00	482.00		482.00	0.00	0.0%
b) Audit Adjustments		9793	0.00	0.00		0.00	0.00	0.0%
c) As of July 1 - Audited (F1a + F1b)			482.00	482.00		482.00		
d) Other Restatements		9795	0.00	0.00		0.00	0.00	0.0%
e) Adjusted Beginning Balance (F1c + F1d)			482.00	482.00		482.00		
2) Ending Balance, June 30 (E + F1e)			482.00	482.00		1,634.00		
Components of Ending Fund Balance								
a) Nonspendable								
Revolving Cash		9711	0.00	0.00		0.00		
Stores		9712	0.00	0.00		0.00		
Prepaid Items		9713	0.00	0.00		0.00		
All Others		9719	0.00	0.00		0.00		
b) Legally Restricted Balance		9740	482.00	482.00		1,634.00		
c) Committed								
Stabilization Arrangements		9750	0.00	0.00		0.00		
Other Commitments		9760	0.00	0.00		0.00		
d) Assigned								
Other Assignments		9780	0.00	0.00		0.00		
e) Unassigned/Unappropriated								
Reserve for Economic Uncertainties		9789	0.00	0.00		0.00		
Unassigned/Unappropriated Amount		9790	0.00	0.00		0.00		

Description	Resource Codes	Object Codes	Original Budget (A)	Board Approved Operating Budget (B)	Actuals To Date (C)	Projected Year Totals (D)	Difference (Col B & D) (E)	% Diff Column B & D (F)
FEDERAL REVENUE								
All Other Federal Revenue		8290	0.00	0.00	0.00	0.00	0.00	0.0%
TOTAL, FEDERAL REVENUE			0.00	0.00	0.00	0.00	0.00	0.0%
OTHER STATE REVENUE								
School Facilities Apportionments		8545	0.00	1,791,616.00	3,141,742.96	3,141,743.00	1,350,127.00	75.4%
Pass-Through Revenues from State Sources		8587	0.00	0.00	0.00	0.00	0.00	0.0%
All Other State Revenue		8590	0.00	0.00	0.00	0.00	0.00	0.0%
TOTAL, OTHER STATE REVENUE			0.00	1,791,616.00	3,141,742.96	3,141,743.00	1,350,127.00	75.4%
OTHER LOCAL REVENUE								
Sales								
Sale of Equipment/Supplies		8631	0.00	0.00	0.00	0.00	0.00	0.0%
Leases and Rentals		8650	0.00	0.00	0.00	0.00	0.00	0.0%
Interest		8660	0.00	0.00	1,152.00	1,152.00	1,152.00	New
Net Increase (Decrease) in the Fair Value of Investments		8662	0.00	0.00	0.00	0.00	0.00	0.0%
Other Local Revenue								
All Other Local Revenue		8699	0.00	0.00	0.00	0.00	0.00	0.0%
All Other Transfers In from All Others		8799	0.00	0.00	0.00	0.00	0.00	0.0%
TOTAL, OTHER LOCAL REVENUE			0.00	0.00	1,152.00	1,152.00	1,152.00	New
TOTAL, REVENUES			0.00	1,791,616.00	3,142,894.96	3,142,895.00		

Description	Resource Codes	Object Codes	Original Budget (A)	Board Approved Operating Budget (B)	Actuals To Date (C)	Projected Year Totals (D)	Difference (Col B & D) (E)	% Diff Column B & D (F)
CLASSIFIED SALARIES								
Classified Support Salaries		2200	0.00	0.00	0.00	0.00	0.00	0.0%
Classified Supervisors' and Administrators' Salaries		2300	0.00	0.00	0.00	0.00	0.00	0.0%
Clerical, Technical and Office Salaries		2400	0.00	0.00	0.00	0.00	0.00	0.0%
Other Classified Salaries		2900	0.00	0.00	0.00	0.00	0.00	0.0%
TOTAL, CLASSIFIED SALARIES			0.00	0.00	0.00	0.00	0.00	0.0%
EMPLOYEE BENEFITS								
STRS		3101-3102	0.00	0.00	0.00	0.00	0.00	0.0%
PERS		3201-3202	0.00	0.00	0.00	0.00	0.00	0.0%
OASDI/Medicare/Alternative		3301-3302	0.00	0.00	0.00	0.00	0.00	0.0%
Health and Welfare Benefits		3401-3402	0.00	0.00	0.00	0.00	0.00	0.0%
Unemployment Insurance		3501-3502	0.00	0.00	0.00	0.00	0.00	0.0%
Workers' Compensation		3601-3602	0.00	0.00	0.00	0.00	0.00	0.0%
OPEB, Allocated		3701-3702	0.00	0.00	0.00	0.00	0.00	0.0%
OPEB, Active Employees		3751-3752	0.00	0.00	0.00	0.00	0.00	0.0%
Other Employee Benefits		3901-3902	0.00	0.00	0.00	0.00	0.00	0.0%
TOTAL, EMPLOYEE BENEFITS			0.00	0.00	0.00	0.00	0.00	0.0%
BOOKS AND SUPPLIES								
Books and Other Reference Materials		4200	0.00	0.00	0.00	0.00	0.00	0.0%
Materials and Supplies		4300	0.00	0.00	0.00	0.00	0.00	0.0%
Noncapitalized Equipment		4400	0.00	0.00	0.00	0.00	0.00	0.0%
TOTAL, BOOKS AND SUPPLIES			0.00	0.00	0.00	0.00	0.00	0.0%
SERVICES AND OTHER OPERATING EXPENDITURES								
Subagreements for Services		5100	0.00	0.00	0.00	0.00	0.00	0.0%
Travel and Conferences		5200	0.00	0.00	0.00	0.00	0.00	0.0%
Insurance		5400-5450	0.00	0.00	0.00	0.00	0.00	0.0%
Operations and Housekeeping Services		5500	0.00	0.00	0.00	0.00	0.00	0.0%
Rentals, Leases, Repairs, and Noncapitalized Improvements		5600	0.00	0.00	0.00	0.00	0.00	0.0%
Transfers of Direct Costs		5710	0.00	0.00	0.00	0.00	0.00	0.0%
Transfers of Direct Costs - Interfund		5750	0.00	0.00	0.00	0.00	0.00	0.0%
Professional/Consulting Services and Operating Expenditures		5800	0.00	0.00	0.00	0.00	0.00	0.0%
Communications		5900	0.00	0.00	0.00	0.00	0.00	0.0%
TOTAL, SERVICES AND OTHER OPERATING EXPENDITURES			0.00	0.00	0.00	0.00	0.00	0.0%

Description	Resource Codes	Object Codes	Original Budget (A)	Board Approved Operating Budget (B)	Actuals To Date (C)	Projected Year Totals (D)	Difference (Col B & D) (E)	% Diff Column B & D (F)
CAPITAL OUTLAY								
Land		6100	0.00	0.00	0.00	0.00	0.00	0.0%
Land Improvements		6170	0.00	0.00	0.00	0.00	0.00	0.0%
Buildings and Improvements of Buildings		6200	0.00	0.00	0.00	0.00	0.00	0.0%
Books and Media for New School Libraries or Major Expansion of School Libraries		6300	0.00	0.00	0.00	0.00	0.00	0.0%
Equipment		6400	0.00	0.00	0.00	0.00	0.00	0.0%
Equipment Replacement		6500	0.00	0.00	0.00	0.00	0.00	0.0%
TOTAL, CAPITAL OUTLAY			0.00	0.00	0.00	0.00	0.00	0.0%
OTHER OUTGO (excluding Transfers of Indirect Costs)								
Other Transfers Out								
Transfers of Pass-Through Revenues To Districts or Charter Schools		7211	0.00	0.00	0.00	0.00	0.00	0.0%
To County Offices		7212	0.00	0.00	0.00	0.00	0.00	0.0%
To JPAs		7213	0.00	0.00	0.00	0.00	0.00	0.0%
All Other Transfers Out to All Others		7299	0.00	0.00	0.00	0.00	0.00	0.0%
Debt Service								
Debt Service - Interest		7438	0.00	0.00	0.00	0.00	0.00	0.0%
Other Debt Service - Principal		7439	0.00	0.00	0.00	0.00	0.00	0.0%
TOTAL, OTHER OUTGO (excluding Transfers of Indirect Costs)			0.00	0.00	0.00	0.00	0.00	0.0%
TOTAL, EXPENDITURES			0.00	0.00	0.00	0.00		

Description	Resource Codes	Object Codes	Original Budget (A)	Board Approved Operating Budget (B)	Actuals To Date (C)	Projected Year Totals (D)	Difference (Col B & D) (E)	% Diff Column B & D (F)
INTERFUND TRANSFERS								
INTERFUND TRANSFERS IN								
To: State School Building Fund/ County School Facilities Fund From: All Other Funds		8913	0.00	0.00	0.00	0.00	0.00	0.0%
Other Authorized Interfund Transfers In		8919	0.00	0.00	0.00	0.00	0.00	0.0%
(a) TOTAL, INTERFUND TRANSFERS IN			0.00	0.00	0.00	0.00	0.00	0.0%
INTERFUND TRANSFERS OUT								
To: State School Building Fund/ County School Facilities Fund		7613	0.00	0.00	0.00	0.00	0.00	0.0%
Other Authorized Interfund Transfers Out		7619	0.00	1,791,616.00	3,141,743.00	3,141,743.00	(1,350,127.00)	-75.4%
(b) TOTAL, INTERFUND TRANSFERS OUT			0.00	1,791,616.00	3,141,743.00	3,141,743.00	(1,350,127.00)	-75.4%
OTHER SOURCES/USES								
SOURCES								
Proceeds								
Proceeds from Disposal of Capital Assets		8953	0.00	0.00	0.00	0.00	0.00	0.0%
Other Sources								
Transfers from Funds of Lapsed/Reorganized LEAs		8965	0.00	0.00	0.00	0.00	0.00	0.0%
Long-Term Debt Proceeds								
Proceeds from Certificates of Participation		8971	0.00	0.00	0.00	0.00	0.00	0.0%
Proceeds from Capital Leases		8972	0.00	0.00	0.00	0.00	0.00	0.0%
Proceeds from Lease Revenue Bonds		8973	0.00	0.00	0.00	0.00	0.00	0.0%
All Other Financing Sources		8979	0.00	0.00	0.00	0.00	0.00	0.0%
(c) TOTAL, SOURCES			0.00	0.00	0.00	0.00	0.00	0.0%
USES								
Transfers of Funds from Lapsed/Reorganized LEAs		7651	0.00	0.00	0.00	0.00	0.00	0.0%
(d) TOTAL, USES			0.00	0.00	0.00	0.00	0.00	0.0%
CONTRIBUTIONS								
Contributions from Unrestricted Revenues		8980	0.00	0.00	0.00	0.00	0.00	0.0%
Contributions from Restricted Revenues		8990	0.00	0.00	0.00	0.00	0.00	0.0%
(e) TOTAL, CONTRIBUTIONS			0.00	0.00	0.00	0.00	0.00	0.0%
TOTAL, OTHER FINANCING SOURCES/USES (a - b + c - d + e)			0.00	(1,791,616.00)	(3,141,743.00)	(3,141,743.00)		

Resource	Description	2020/21 Projected Year Totals
7710	State School Facilities Projects	1,634.00
Total, Restricted Balance		1,634.00

Description	Resource Codes	Object Codes	Original Budget (A)	Board Approved Operating Budget (B)	Actuals To Date (C)	Projected Year Totals (D)	Difference (Col B & D) (E)	% Diff Column B & D (F)
A. REVENUES								
1) LCFF Sources		8010-8099	0.00	0.00	0.00	0.00	0.00	0.0%
2) Federal Revenue		8100-8299	0.00	0.00	0.00	0.00	0.00	0.0%
3) Other State Revenue		8300-8599	0.00	0.00	0.00	0.00	0.00	0.0%
4) Other Local Revenue		8600-8799	0.00	150.00	267.00	267.00	117.00	78.0%
5) TOTAL, REVENUES			0.00	150.00	267.00	267.00		
B. EXPENDITURES								
1) Certificated Salaries		1000-1999	0.00	0.00	0.00	0.00	0.00	0.0%
2) Classified Salaries		2000-2999	56,349.00	56,349.00	32,869.97	56,349.00	0.00	0.0%
3) Employee Benefits		3000-3999	33,604.00	31,553.00	17,437.54	31,378.00	175.00	0.6%
4) Books and Supplies		4000-4999	0.00	0.00	0.00	0.00	0.00	0.0%
5) Services and Other Operating Expenditures		5000-5999	0.00	0.00	0.00	0.00	0.00	0.0%
6) Capital Outlay		6000-6999	0.00	0.00	0.00	0.00	0.00	0.0%
7) Other Outgo (excluding Transfers of Indirect Costs)		7100-7299, 7400-7499	0.00	0.00	0.00	0.00	0.00	0.0%
8) Other Outgo - Transfers of Indirect Costs		7300-7399	0.00	0.00	0.00	0.00	0.00	0.0%
9) TOTAL, EXPENDITURES			89,953.00	87,902.00	50,307.51	87,727.00		
C. EXCESS (DEFICIENCY) OF REVENUES OVER EXPENDITURES BEFORE OTHER FINANCING SOURCES AND USES (A5 - B9)			(89,953.00)	(87,752.00)	(50,040.51)	(87,460.00)		
D. OTHER FINANCING SOURCES/USES								
1) Interfund Transfers								
a) Transfers In		8900-8929	0.00	0.00	0.00	0.00	0.00	0.0%
b) Transfers Out		7600-7629	0.00	0.00	0.00	0.00	0.00	0.0%
2) Other Sources/Uses								
a) Sources		8930-8979	0.00	0.00	0.00	0.00	0.00	0.0%
b) Uses		7630-7699	0.00	0.00	0.00	0.00	0.00	0.0%
3) Contributions		8980-8999	0.00	0.00	0.00	0.00	0.00	0.0%
4) TOTAL, OTHER FINANCING SOURCES/USES			0.00	0.00	0.00	0.00		

Description	Resource Codes	Object Codes	Original Budget (A)	Board Approved Operating Budget (B)	Actuals To Date (C)	Projected Year Totals (D)	Difference (Col B & D) (E)	% Diff Column B & D (F)
E. NET INCREASE (DECREASE) IN FUND BALANCE (C + D4)			(89,953.00)	(87,752.00)	(50,040.51)	(87,460.00)		
F. FUND BALANCE, RESERVES								
1) Beginning Fund Balance								
a) As of July 1 - Unaudited		9791	146,247.13	146,247.13		146,247.13	0.00	0.0%
b) Audit Adjustments		9793	0.00	0.00		0.00	0.00	0.0%
c) As of July 1 - Audited (F1a + F1b)			146,247.13	146,247.13		146,247.13		
d) Other Restatements		9795	0.00	0.00		0.00	0.00	0.0%
e) Adjusted Beginning Balance (F1c + F1d)			146,247.13	146,247.13		146,247.13		
2) Ending Balance, June 30 (E + F1e)			56,294.13	58,495.13		58,787.13		
Components of Ending Fund Balance								
a) Nonspendable								
Revolving Cash		9711	0.00	0.00		0.00		
Stores		9712	0.00	0.00		0.00		
Prepaid Items		9713	0.00	0.00		0.00		
All Others		9719	0.00	0.00		0.00		
b) Legally Restricted Balance		9740	56,294.13	58,495.13		58,787.13		
c) Committed								
Stabilization Arrangements		9750	0.00	0.00		0.00		
Other Commitments		9760	0.00	0.00		0.00		
d) Assigned								
Other Assignments		9780	0.00	0.00		0.00		
e) Unassigned/Unappropriated								
Reserve for Economic Uncertainties		9789	0.00	0.00		0.00		
Unassigned/Unappropriated Amount		9790	0.00	0.00		0.00		

Description	Resource Codes	Object Codes	Original Budget (A)	Board Approved Operating Budget (B)	Actuals To Date (C)	Projected Year Totals (D)	Difference (Col B & D) (E)	% Diff Column B & D (F)
FEDERAL REVENUE								
FEMA		8281	0.00	0.00	0.00	0.00	0.00	0.0%
All Other Federal Revenue		8290	0.00	0.00	0.00	0.00	0.00	0.0%
TOTAL, FEDERAL REVENUE			0.00	0.00	0.00	0.00	0.00	0.0%
OTHER STATE REVENUE								
Pass-Through Revenues from State Sources		8587	0.00	0.00	0.00	0.00	0.00	0.0%
California Clean Energy Jobs Act	6230	8590	0.00	0.00	0.00	0.00	0.00	0.0%
All Other State Revenue	All Other	8590	0.00	0.00	0.00	0.00	0.00	0.0%
TOTAL, OTHER STATE REVENUE			0.00	0.00	0.00	0.00	0.00	0.0%
OTHER LOCAL REVENUE								
Other Local Revenue								
Community Redevelopment Funds Not Subject to LCFF Deduction		8625	0.00	0.00	0.00	0.00	0.00	0.0%
Sales Sale of Equipment/Supplies		8631	0.00	0.00	0.00	0.00	0.00	0.0%
Leases and Rentals		8650	0.00	0.00	0.00	0.00	0.00	0.0%
Interest		8660	0.00	150.00	267.00	267.00	117.00	78.0%
Net Increase (Decrease) in the Fair Value of Investments		8662	0.00	0.00	0.00	0.00	0.00	0.0%
Other Local Revenue								
All Other Local Revenue		8699	0.00	0.00	0.00	0.00	0.00	0.0%
All Other Transfers In from All Others		8799	0.00	0.00	0.00	0.00	0.00	0.0%
TOTAL, OTHER LOCAL REVENUE			0.00	150.00	267.00	267.00	117.00	78.0%
TOTAL, REVENUES			0.00	150.00	267.00	267.00		

Description	Resource Codes	Object Codes	Original Budget (A)	Board Approved Operating Budget (B)	Actuals To Date (C)	Projected Year Totals (D)	Difference (Col B & D) (E)	% Diff Column B & D (F)
CLASSIFIED SALARIES								
Classified Support Salaries		2200	0.00	0.00	0.00	0.00	0.00	0.0%
Classified Supervisors' and Administrators' Salaries		2300	56,349.00	56,349.00	32,869.97	56,349.00	0.00	0.0%
Clerical, Technical and Office Salaries		2400	0.00	0.00	0.00	0.00	0.00	0.0%
Other Classified Salaries		2900	0.00	0.00	0.00	0.00	0.00	0.0%
TOTAL, CLASSIFIED SALARIES			56,349.00	56,349.00	32,869.97	56,349.00	0.00	0.0%
EMPLOYEE BENEFITS								
STRS		3101-3102	0.00	0.00	0.00	0.00	0.00	0.0%
PERS		3201-3202	12,847.00	11,664.00	6,804.07	11,664.00	0.00	0.0%
OASDI/Medicare/Alternative		3301-3302	4,311.00	4,089.00	2,401.55	4,071.00	18.00	0.4%
Health and Welfare Benefits		3401-3402	12,502.00	11,828.00	5,920.65	11,671.00	157.00	1.3%
Unemployment Insurance		3501-3502	28.00	25.00	16.45	27.00	(2.00)	-8.0%
Workers' Compensation		3601-3602	1,071.00	1,103.00	640.99	1,101.00	2.00	0.2%
OPEB, Allocated		3701-3702	2,085.00	2,087.00	1,216.18	2,086.00	1.00	0.0%
OPEB, Active Employees		3751-3752	0.00	0.00	0.00	0.00	0.00	0.0%
Other Employee Benefits		3901-3902	760.00	757.00	437.65	758.00	(1.00)	-0.1%
TOTAL, EMPLOYEE BENEFITS			33,604.00	31,553.00	17,437.54	31,378.00	175.00	0.6%
BOOKS AND SUPPLIES								
Books and Other Reference Materials		4200	0.00	0.00	0.00	0.00	0.00	0.0%
Materials and Supplies		4300	0.00	0.00	0.00	0.00	0.00	0.0%
Noncapitalized Equipment		4400	0.00	0.00	0.00	0.00	0.00	0.0%
TOTAL, BOOKS AND SUPPLIES			0.00	0.00	0.00	0.00	0.00	0.0%
SERVICES AND OTHER OPERATING EXPENDITURES								
Subagreements for Services		5100	0.00	0.00	0.00	0.00	0.00	0.0%
Travel and Conferences		5200	0.00	0.00	0.00	0.00	0.00	0.0%
Insurance		5400-5450	0.00	0.00	0.00	0.00	0.00	0.0%
Operations and Housekeeping Services		5500	0.00	0.00	0.00	0.00	0.00	0.0%
Rentals, Leases, Repairs, and Noncapitalized Improvements		5600	0.00	0.00	0.00	0.00	0.00	0.0%
Transfers of Direct Costs		5710	0.00	0.00	0.00	0.00	0.00	0.0%
Transfers of Direct Costs - Interfund		5750	0.00	0.00	0.00	0.00	0.00	0.0%
Professional/Consulting Services and Operating Expenditures		5800	0.00	0.00	0.00	0.00	0.00	0.0%
Communications		5900	0.00	0.00	0.00	0.00	0.00	0.0%
TOTAL, SERVICES AND OTHER OPERATING EXPENDITURES			0.00	0.00	0.00	0.00	0.00	0.0%

Description	Resource Codes	Object Codes	Original Budget (A)	Board Approved Operating Budget (B)	Actuals To Date (C)	Projected Year Totals (D)	Difference (Col B & D) (E)	% Diff Column B & D (F)
CAPITAL OUTLAY								
Land		6100	0.00	0.00	0.00	0.00	0.00	0.0%
Land Improvements		6170	0.00	0.00	0.00	0.00	0.00	0.0%
Buildings and Improvements of Buildings		6200	0.00	0.00	0.00	0.00	0.00	0.0%
Books and Media for New School Libraries or Major Expansion of School Libraries		6300	0.00	0.00	0.00	0.00	0.00	0.0%
Equipment		6400	0.00	0.00	0.00	0.00	0.00	0.0%
Equipment Replacement		6500	0.00	0.00	0.00	0.00	0.00	0.0%
TOTAL, CAPITAL OUTLAY			0.00	0.00	0.00	0.00	0.00	0.0%
OTHER OUTGO (excluding Transfers of Indirect Costs)								
Other Transfers Out								
Transfers of Pass-Through Revenues To Districts or Charter Schools		7211	0.00	0.00	0.00	0.00	0.00	0.0%
To County Offices		7212	0.00	0.00	0.00	0.00	0.00	0.0%
To JPAs		7213	0.00	0.00	0.00	0.00	0.00	0.0%
All Other Transfers Out to All Others		7299	0.00	0.00	0.00	0.00	0.00	0.0%
Debt Service								
Debt Service - Interest		7438	0.00	0.00	0.00	0.00	0.00	0.0%
Other Debt Service - Principal		7439	0.00	0.00	0.00	0.00	0.00	0.0%
TOTAL, OTHER OUTGO (excluding Transfers of Indirect Costs)			0.00	0.00	0.00	0.00	0.00	0.0%
TOTAL, EXPENDITURES			89,953.00	87,902.00	50,307.51	87,727.00		

Description	Resource Codes	Object Codes	Original Budget (A)	Board Approved Operating Budget (B)	Actuals To Date (C)	Projected Year Totals (D)	Difference (Col B & D) (E)	% Diff Column B & D (F)
INTERFUND TRANSFERS								
INTERFUND TRANSFERS IN								
From: General Fund/CSSF		8912	0.00	0.00	0.00	0.00	0.00	0.0%
Other Authorized Interfund Transfers In		8919	0.00	0.00	0.00	0.00	0.00	0.0%
(a) TOTAL, INTERFUND TRANSFERS IN			0.00	0.00	0.00	0.00	0.00	0.0%
INTERFUND TRANSFERS OUT								
To: General Fund/CSSF		7612	0.00	0.00	0.00	0.00	0.00	0.0%
To: State School Building Fund/ County School Facilities Fund		7613	0.00	0.00	0.00	0.00	0.00	0.0%
Other Authorized Interfund Transfers Out		7619	0.00	0.00	0.00	0.00	0.00	0.0%
(b) TOTAL, INTERFUND TRANSFERS OUT			0.00	0.00	0.00	0.00	0.00	0.0%
OTHER SOURCES/USES								
SOURCES								
Proceeds								
Proceeds from Disposal of Capital Assets		8953	0.00	0.00	0.00	0.00	0.00	0.0%
Other Sources								
Transfers from Funds of Lapsed/Reorganized LEAs		8965	0.00	0.00	0.00	0.00	0.00	0.0%
Long-Term Debt Proceeds								
Proceeds from Certificates of Participation		8971	0.00	0.00	0.00	0.00	0.00	0.0%
Proceeds from Capital Leases		8972	0.00	0.00	0.00	0.00	0.00	0.0%
Proceeds from Lease Revenue Bonds		8973	0.00	0.00	0.00	0.00	0.00	0.0%
All Other Financing Sources		8979	0.00	0.00	0.00	0.00	0.00	0.0%
(c) TOTAL, SOURCES			0.00	0.00	0.00	0.00	0.00	0.0%
USES								
Transfers of Funds from Lapsed/Reorganized LEAs		7651	0.00	0.00	0.00	0.00	0.00	0.0%
All Other Financing Uses		7699	0.00	0.00	0.00	0.00	0.00	0.0%
(d) TOTAL, USES			0.00	0.00	0.00	0.00	0.00	0.0%
CONTRIBUTIONS								
Contributions from Unrestricted Revenues		8980	0.00	0.00	0.00	0.00	0.00	0.0%
Contributions from Restricted Revenues		8990	0.00	0.00	0.00	0.00	0.00	0.0%
(e) TOTAL, CONTRIBUTIONS			0.00	0.00	0.00	0.00	0.00	0.0%
TOTAL, OTHER FINANCING SOURCES/USES (a - b + c - d + e)			0.00	0.00	0.00	0.00		

Resource	Description	2020/21 Projected Year Totals
6230	California Clean Energy Jobs Act	58,787.13
Total, Restricted Balance		58,787.13

Description	Resource Codes	Object Codes	Original Budget (A)	Board Approved Operating Budget (B)	Actuals To Date (C)	Projected Year Totals (D)	Difference (Col B & D) (E)	% Diff Column B & D (F)
A. REVENUES								
1) LCFF Sources		8010-8099	0.00	0.00	0.00	0.00	0.00	0.0%
2) Federal Revenue		8100-8299	0.00	0.00	0.00	0.00	0.00	0.0%
3) Other State Revenue		8300-8599	5,226,127.00	4,579,086.00	0.00	4,579,086.00	0.00	0.0%
4) Other Local Revenue		8600-8799	92,907,836.00	75,978,814.00	0.00	75,978,814.00	0.00	0.0%
5) TOTAL, REVENUES			98,133,963.00	80,557,900.00	0.00	80,557,900.00		
B. EXPENDITURES								
1) Certificated Salaries		1000-1999	0.00	0.00	0.00	0.00	0.00	0.0%
2) Classified Salaries		2000-2999	0.00	0.00	0.00	0.00	0.00	0.0%
3) Employee Benefits		3000-3999	0.00	0.00	0.00	0.00	0.00	0.0%
4) Books and Supplies		4000-4999	0.00	0.00	0.00	0.00	0.00	0.0%
5) Services and Other Operating Expenditures		5000-5999	0.00	0.00	0.00	0.00	0.00	0.0%
6) Capital Outlay		6000-6999	0.00	0.00	0.00	0.00	0.00	0.0%
7) Other Outgo (excluding Transfers of Indirect Costs)		7100-7299, 7400-7499	86,059,993.00	88,234,983.00	0.00	88,234,983.00	0.00	0.0%
8) Other Outgo - Transfers of Indirect Costs		7300-7399	0.00	0.00	0.00	0.00	0.00	0.0%
9) TOTAL, EXPENDITURES			86,059,993.00	88,234,983.00	0.00	88,234,983.00		
C. EXCESS (DEFICIENCY) OF REVENUES OVER EXPENDITURES BEFORE OTHER FINANCING SOURCES AND USES (A5 - B9)			12,073,970.00	(7,677,083.00)	0.00	(7,677,083.00)		
D. OTHER FINANCING SOURCES/USES								
1) Interfund Transfers								
a) Transfers In		8900-8929	0.00	0.00	0.00	0.00	0.00	0.0%
b) Transfers Out		7600-7629	0.00	0.00	0.00	0.00	0.00	0.0%
2) Other Sources/Uses								
a) Sources		8930-8979	0.00	0.00	0.00	0.00	0.00	0.0%
b) Uses		7630-7699	0.00	0.00	0.00	0.00	0.00	0.0%
3) Contributions		8980-8999	0.00	0.00	0.00	0.00	0.00	0.0%
4) TOTAL, OTHER FINANCING SOURCES/USES			0.00	0.00	0.00	0.00		

Description	Resource Codes	Object Codes	Original Budget (A)	Board Approved Operating Budget (B)	Actuals To Date (C)	Projected Year Totals (D)	Difference (Col B & D) (E)	% Diff Column B & D (F)
E. NET INCREASE (DECREASE) IN FUND BALANCE (C + D4)			12,073,970.00	(7,677,083.00)	0.00	(7,677,083.00)		
F. FUND BALANCE, RESERVES								
1) Beginning Fund Balance								
a) As of July 1 - Unaudited		9791	86,989,589.00	86,989,589.00		86,989,589.00	0.00	0.0%
b) Audit Adjustments		9793	0.00	0.00		0.00	0.00	0.0%
c) As of July 1 - Audited (F1a + F1b)			86,989,589.00	86,989,589.00		86,989,589.00		
d) Other Restatements		9795	0.00	0.00		0.00	0.00	0.0%
e) Adjusted Beginning Balance (F1c + F1d)			86,989,589.00	86,989,589.00		86,989,589.00		
2) Ending Balance, June 30 (E + F1e)			99,063,559.00	79,312,506.00		79,312,506.00		
Components of Ending Fund Balance								
a) Nonspendable								
Revolving Cash		9711	0.00	0.00		0.00		
Stores		9712	0.00	0.00		0.00		
Prepaid Items		9713	0.00	0.00		0.00		
All Others		9719	0.00	0.00		0.00		
b) Legally Restricted Balance		9740	99,063,559.00	79,312,506.00		79,312,506.00		
c) Committed								
Stabilization Arrangements		9750	0.00	0.00		0.00		
Other Commitments		9760	0.00	0.00		0.00		
d) Assigned								
Other Assignments		9780	0.00	0.00		0.00		
e) Unassigned/Unappropriated								
Reserve for Economic Uncertainties		9789	0.00	0.00		0.00		
Unassigned/Unappropriated Amount		9790	0.00	0.00		0.00		

Description	Resource Codes	Object Codes	Original Budget (A)	Board Approved Operating Budget (B)	Actuals To Date (C)	Projected Year Totals (D)	Difference (Col B & D) (E)	% Diff Column B & D (F)
FEDERAL REVENUE								
All Other Federal Revenue		8290	0.00	0.00	0.00	0.00	0.00	0.0%
TOTAL, FEDERAL REVENUE			0.00	0.00	0.00	0.00	0.00	0.0%
OTHER STATE REVENUE								
Tax Relief Subventions Voted Indebtedness Levies								
Homeowners' Exemptions		8571	706,875.00	702,747.00	0.00	702,747.00	0.00	0.0%
Other Subventions/In-Lieu Taxes		8572	4,519,252.00	3,876,339.00	0.00	3,876,339.00	0.00	0.0%
TOTAL, OTHER STATE REVENUE			5,226,127.00	4,579,086.00	0.00	4,579,086.00	0.00	0.0%
OTHER LOCAL REVENUE								
County and District Taxes Voted Indebtedness Levies								
Secured Roll		8611	91,637,255.00	74,808,260.00	0.00	74,808,260.00	0.00	0.0%
Unsecured Roll		8612	1,270,581.00	1,170,554.00	0.00	1,170,554.00	0.00	0.0%
Prior Years' Taxes		8613	0.00	0.00	0.00	0.00	0.00	0.0%
Supplemental Taxes		8614	0.00	0.00	0.00	0.00	0.00	0.0%
Penalties and Interest from Delinquent Non-LCFF Taxes		8629	0.00	0.00	0.00	0.00	0.00	0.0%
Interest		8660	0.00	0.00	0.00	0.00	0.00	0.0%
Net Increase (Decrease) in the Fair Value of Investments		8662	0.00	0.00	0.00	0.00	0.00	0.0%
Other Local Revenue								
All Other Local Revenue		8699	0.00	0.00	0.00	0.00	0.00	0.0%
All Other Transfers In from All Others		8799	0.00	0.00	0.00	0.00	0.00	0.0%
TOTAL, OTHER LOCAL REVENUE			92,907,836.00	75,978,814.00	0.00	75,978,814.00	0.00	0.0%
TOTAL, REVENUES			98,133,963.00	80,557,900.00	0.00	80,557,900.00		
OTHER OUTGO (excluding Transfers of Indirect Costs)								
Debt Service								
Bond Redemptions		7433	0.00	0.00	0.00	0.00	0.00	0.0%
Bond Interest and Other Service Charges		7434	27,000.00	26,000.00	0.00	26,000.00	0.00	0.0%
Debt Service - Interest		7438	24,500,604.00	24,026,057.00	0.00	24,026,057.00	0.00	0.0%
Other Debt Service - Principal		7439	61,532,389.00	64,182,926.00	0.00	64,182,926.00	0.00	0.0%
TOTAL, OTHER OUTGO (excluding Transfers of Indirect Costs)			86,059,993.00	88,234,983.00	0.00	88,234,983.00	0.00	0.0%
TOTAL, EXPENDITURES			86,059,993.00	88,234,983.00	0.00	88,234,983.00		

Description	Resource Codes	Object Codes	Original Budget (A)	Board Approved Operating Budget (B)	Actuals To Date (C)	Projected Year Totals (D)	Difference (Col B & D) (E)	% Diff Column B & D (F)
INTERFUND TRANSFERS								
INTERFUND TRANSFERS IN								
Other Authorized Interfund Transfers In		8919	0.00	0.00	0.00	0.00	0.00	0.0%
(a) TOTAL, INTERFUND TRANSFERS IN			0.00	0.00	0.00	0.00	0.00	0.0%
INTERFUND TRANSFERS OUT								
To: General Fund		7614	0.00	0.00	0.00	0.00	0.00	0.0%
Other Authorized Interfund Transfers Out		7619	0.00	0.00	0.00	0.00	0.00	0.0%
(b) TOTAL, INTERFUND TRANSFERS OUT			0.00	0.00	0.00	0.00	0.00	0.0%
OTHER SOURCES/USES								
SOURCES								
Other Sources								
Transfers from Funds of Lapsed/Reorganized LEAs		8965	0.00	0.00	0.00	0.00	0.00	0.0%
All Other Financing Sources		8979	0.00	0.00	0.00	0.00	0.00	0.0%
(c) TOTAL, SOURCES			0.00	0.00	0.00	0.00	0.00	0.0%
USES								
Transfers of Funds from Lapsed/Reorganized LEAs		7651	0.00	0.00	0.00	0.00	0.00	0.0%
All Other Financing Uses		7699	0.00	0.00	0.00	0.00	0.00	0.0%
(d) TOTAL, USES			0.00	0.00	0.00	0.00	0.00	0.0%
CONTRIBUTIONS								
Contributions from Unrestricted Revenues		8980	0.00	0.00	0.00	0.00	0.00	0.0%
Contributions from Restricted Revenues		8990	0.00	0.00	0.00	0.00	0.00	0.0%
(e) TOTAL, CONTRIBUTIONS			0.00	0.00	0.00	0.00	0.00	0.0%
TOTAL, OTHER FINANCING SOURCES/USES (a - b + c - d + e)			0.00	0.00	0.00	0.00		

Resource	Description	2020/21 Projected Year Totals
9010	Other Restricted Local	79,312,506.00
Total, Restricted Balance		79,312,506.00

Description	Resource Codes	Object Codes	Original Budget (A)	Board Approved Operating Budget (B)	Actuals To Date (C)	Projected Year Totals (D)	Difference (Col B & D) (E)	% Diff Column B & D (F)
A. REVENUES								
1) LCFF Sources		8010-8099	0.00	0.00	0.00	0.00	0.00	0.0%
2) Federal Revenue		8100-8299	0.00	0.00	0.00	0.00	0.00	0.0%
3) Other State Revenue		8300-8599	0.00	0.00	0.00	0.00	0.00	0.0%
4) Other Local Revenue		8600-8799	21,567,161.00	20,815,647.00	10,249,216.83	20,482,089.00	(333,558.00)	-1.6%
5) TOTAL, REVENUES			21,567,161.00	20,815,647.00	10,249,216.83	20,482,089.00		
B. EXPENSES								
1) Certificated Salaries		1000-1999	0.00	0.00	0.00	0.00	0.00	0.0%
2) Classified Salaries		2000-2999	393,167.00	393,167.00	224,893.71	393,167.00	0.00	0.0%
3) Employee Benefits		3000-3999	217,094.00	217,094.00	116,119.70	217,094.00	0.00	0.0%
4) Books and Supplies		4000-4999	26,291.00	26,291.00	604.38	26,291.00	0.00	0.0%
5) Services and Other Operating Expenses		5000-5999	21,945,688.00	21,456,796.00	9,082,022.16	21,164,647.00	292,149.00	1.4%
6) Depreciation		6000-6999	0.00	0.00	0.00	0.00	0.00	0.0%
7) Other Outgo (excluding Transfers of Indirect Costs)		7100-7299, 7400-7499	0.00	0.00	0.00	0.00	0.00	0.0%
8) Other Outgo - Transfers of Indirect Costs		7300-7399	0.00	0.00	0.00	0.00	0.00	0.0%
9) TOTAL, EXPENSES			22,582,240.00	22,093,348.00	9,423,639.95	21,801,199.00		
C. EXCESS (DEFICIENCY) OF REVENUES OVER EXPENSES BEFORE OTHER FINANCING SOURCES AND USES (A5 - B9)			(1,015,079.00)	(1,277,701.00)	825,576.88	(1,319,110.00)		
D. OTHER FINANCING SOURCES/USES								
1) Interfund Transfers								
a) Transfers In		8900-8929	0.00	0.00	0.00	2,000,000.00	2,000,000.00	New
b) Transfers Out		7600-7629	0.00	0.00	0.00	0.00	0.00	0.0%
2) Other Sources/Uses								
a) Sources		8930-8979	0.00	0.00	0.00	0.00	0.00	0.0%
b) Uses		7630-7699	0.00	0.00	0.00	0.00	0.00	0.0%
3) Contributions		8980-8999	0.00	0.00	0.00	0.00	0.00	0.0%
4) TOTAL, OTHER FINANCING SOURCES/USES			0.00	0.00	0.00	2,000,000.00		

Description	Resource Codes	Object Codes	Original Budget (A)	Board Approved Operating Budget (B)	Actuals To Date (C)	Projected Year Totals (D)	Difference (Col B & D) (E)	% Diff Column B & D (F)
E. NET INCREASE (DECREASE) IN NET POSITION (C + D4)			(1,015,079.00)	(1,277,701.00)	825,576.88	680,890.00		
F. NET POSITION								
1) Beginning Net Position								
a) As of July 1 - Unaudited		9791	36,651,675.78	36,651,675.78		36,651,675.78	0.00	0.0%
b) Audit Adjustments		9793	0.00	0.00		0.00	0.00	0.0%
c) As of July 1 - Audited (F1a + F1b)			36,651,675.78	36,651,675.78		36,651,675.78		
d) Other Restatements		9795	0.00	0.00		0.00	0.00	0.0%
e) Adjusted Beginning Net Position (F1c + F1d)			36,651,675.78	36,651,675.78		36,651,675.78		
2) Ending Net Position, June 30 (E + F1e)			35,636,596.78	35,373,974.78		37,332,565.78		
Components of Ending Net Position								
a) Net Investment in Capital Assets		9796	0.00	0.00		0.00		
b) Restricted Net Position		9797	32,951,374.33	32,688,752.33		34,972,343.33		
c) Unrestricted Net Position		9790	2,685,222.45	2,685,222.45		2,360,222.45		

Description	Resource Codes	Object Codes	Original Budget (A)	Board Approved Operating Budget (B)	Actuals To Date (C)	Projected Year Totals (D)	Difference (Col B & D) (E)	% Diff Column B & D (F)
OTHER STATE REVENUE								
STRS On-Behalf Pension Contributions	7690	8590	0.00	0.00	0.00	0.00	0.00	0.0%
All Other State Revenue	All Other	8590	0.00	0.00	0.00	0.00	0.00	0.0%
TOTAL, OTHER STATE REVENUE			0.00	0.00	0.00	0.00	0.00	0.0%
OTHER LOCAL REVENUE								
Sales								
Sale of Equipment/Supplies		8631	0.00	0.00	0.00	0.00	0.00	0.0%
Interest		8660	475,000.00	475,000.00	74,407.00	150,000.00	(325,000.00)	-68.4%
Net Increase (Decrease) in the Fair Value of Investments		8662	0.00	0.00	0.00	0.00	0.00	0.0%
Fees and Contracts								
In-District Premiums/Contributions		8674	21,082,161.00	20,330,647.00	10,174,809.83	20,322,089.00	(8,558.00)	0.0%
All Other Fees and Contracts		8689	0.00	0.00	0.00	0.00	0.00	0.0%
Other Local Revenue								
All Other Local Revenue		8699	10,000.00	10,000.00	0.00	10,000.00	0.00	0.0%
All Other Transfers In from All Others		8799	0.00	0.00	0.00	0.00	0.00	0.0%
TOTAL, OTHER LOCAL REVENUE			21,567,161.00	20,815,647.00	10,249,216.83	20,482,089.00	(333,558.00)	-1.6%
TOTAL, REVENUES			21,567,161.00	20,815,647.00	10,249,216.83	20,482,089.00		

Description	Resource Codes	Object Codes	Original Budget (A)	Board Approved Operating Budget (B)	Actuals To Date (C)	Projected Year Totals (D)	Difference (Col B & D) (E)	% Diff Column B & D (F)
CERTIFICATED SALARIES								
Certificated Pupil Support Salaries		1200	0.00	0.00	0.00	0.00	0.00	0.0%
Certificated Supervisors' and Administrators' Salaries		1300	0.00	0.00	0.00	0.00	0.00	0.0%
TOTAL, CERTIFICATED SALARIES			0.00	0.00	0.00	0.00	0.00	0.0%
CLASSIFIED SALARIES								
Classified Support Salaries		2200	0.00	0.00	0.00	0.00	0.00	0.0%
Classified Supervisors' and Administrators' Salaries		2300	128,563.00	128,563.00	74,994.78	128,563.00	0.00	0.0%
Clerical, Technical and Office Salaries		2400	264,020.00	264,020.00	149,696.27	264,020.00	0.00	0.0%
Other Classified Salaries		2900	584.00	584.00	202.66	584.00	0.00	0.0%
TOTAL, CLASSIFIED SALARIES			393,167.00	393,167.00	224,893.71	393,167.00	0.00	0.0%
EMPLOYEE BENEFITS								
STRS		3101-3102	0.00	0.00	0.00	0.00	0.00	0.0%
PERS		3201-3202	89,509.00	89,509.00	43,343.37	89,509.00	0.00	0.0%
OASDI/Medicare/Alternative		3301-3302	30,076.00	30,076.00	16,578.84	30,076.00	0.00	0.0%
Health and Welfare Benefits		3401-3402	67,931.00	67,931.00	39,496.36	67,931.00	0.00	0.0%
Unemployment Insurance		3501-3502	196.00	196.00	112.90	196.00	0.00	0.0%
Workers' Compensation		3601-3602	7,470.00	7,470.00	4,402.13	7,470.00	0.00	0.0%
OPEB, Allocated		3701-3702	14,548.00	14,548.00	8,321.19	14,548.00	0.00	0.0%
OPEB, Active Employees		3751-3752	0.00	0.00	0.00	0.00	0.00	0.0%
Other Employee Benefits		3901-3902	7,364.00	7,364.00	3,864.91	7,364.00	0.00	0.0%
TOTAL, EMPLOYEE BENEFITS			217,094.00	217,094.00	116,119.70	217,094.00	0.00	0.0%
BOOKS AND SUPPLIES								
Books and Other Reference Materials		4200	0.00	0.00	0.00	0.00	0.00	0.0%
Materials and Supplies		4300	23,041.00	23,041.00	604.38	23,041.00	0.00	0.0%
Noncapitalized Equipment		4400	3,250.00	3,250.00	0.00	3,250.00	0.00	0.0%
TOTAL, BOOKS AND SUPPLIES			26,291.00	26,291.00	604.38	26,291.00	0.00	0.0%
SERVICES AND OTHER OPERATING EXPENSES								
Subagreements for Services		5100	0.00	0.00	0.00	0.00	0.00	0.0%
Travel and Conferences		5200	0.00	0.00	0.00	0.00	0.00	0.0%
Dues and Memberships		5300	0.00	0.00	0.00	0.00	0.00	0.0%
Insurance		5400-5450	0.00	0.00	0.00	0.00	0.00	0.0%
Operations and Housekeeping Services		5500	0.00	0.00	0.00	0.00	0.00	0.0%
Rentals, Leases, Repairs, and Noncapitalized Improvements		5600	1,369.00	1,369.00	0.00	1,369.00	0.00	0.0%
Transfers of Direct Costs - Interfund		5750	3,999,706.00	3,999,706.00	785.69	3,405,550.00	594,156.00	14.9%
Professional/Consulting Services and Operating Expenditures		5800	17,935,413.00	17,446,521.00	9,077,357.15	17,748,528.00	(302,007.00)	-1.7%
Communications		5900	9,200.00	9,200.00	3,879.32	9,200.00	0.00	0.0%
TOTAL, SERVICES AND OTHER OPERATING EXPENSES			21,945,688.00	21,456,796.00	9,082,022.16	21,164,647.00	292,149.00	1.4%

Description	Resource Codes	Object Codes	Original Budget (A)	Board Approved Operating Budget (B)	Actuals To Date (C)	Projected Year Totals (D)	Difference (Col B & D) (E)	% Diff Column B & D (F)
DEPRECIATION								
Depreciation Expense		6900	0.00	0.00	0.00	0.00	0.00	0.0%
TOTAL, DEPRECIATION			0.00	0.00	0.00	0.00	0.00	0.0%
TOTAL, EXPENSES			22,582,240.00	22,093,348.00	9,423,639.95	21,801,199.00		
INTERFUND TRANSFERS								
INTERFUND TRANSFERS IN								
Other Authorized Interfund Transfers In		8919	0.00	0.00	0.00	2,000,000.00	2,000,000.00	New
(a) TOTAL, INTERFUND TRANSFERS IN			0.00	0.00	0.00	2,000,000.00	2,000,000.00	New
INTERFUND TRANSFERS OUT								
Other Authorized Interfund Transfers Out		7619	0.00	0.00	0.00	0.00	0.00	0.0%
(b) TOTAL, INTERFUND TRANSFERS OUT			0.00	0.00	0.00	0.00	0.00	0.0%
OTHER SOURCES/USES								
SOURCES								
Other Sources								
Transfers from Funds of Lapsed/Reorganized LEAs		8965	0.00	0.00	0.00	0.00	0.00	0.0%
(c) TOTAL, SOURCES			0.00	0.00	0.00	0.00	0.00	0.0%
USES								
Transfers of Funds from Lapsed/Reorganized LEAs		7651	0.00	0.00	0.00	0.00	0.00	0.0%
(d) TOTAL, USES			0.00	0.00	0.00	0.00	0.00	0.0%
CONTRIBUTIONS								
Contributions from Unrestricted Revenues		8980	0.00	0.00	0.00	0.00	0.00	0.0%
Contributions from Restricted Revenues		8990	0.00	0.00	0.00	0.00	0.00	0.0%
(e) TOTAL, CONTRIBUTIONS			0.00	0.00	0.00	0.00	0.00	0.0%
TOTAL, OTHER FINANCING SOURCES/USES (a - b + c - d + e)			0.00	0.00	0.00	2,000,000.00		

Resource	Description	2020/21 Projected Year Totals
9010	Other Restricted Local	34,972,343.33
Total, Restricted Net Position		34,972,343.33

Description	ESTIMATED FUNDED ADA Original Budget (A)	ESTIMATED FUNDED ADA Board Approved Operating Budget (B)	ESTIMATED P-2 REPORT ADA Projected Year Totals (C)	ESTIMATED FUNDED ADA Projected Year Totals (D)	DIFFERENCE (Col. D - B) (E)	PERCENTAGE DIFFERENCE (Col. E / B) (F)
A. DISTRICT						
1. Total District Regular ADA Includes Opportunity Classes, Home & Hospital, Special Day Class, Continuation Education, Special Education NPS/LCI and Extended Year, and Community Day School (includes Necessary Small School ADA)	37,342.17	37,436.91	37,436.91	37,436.91	0.00	0%
2. Total Basic Aid Choice/Court Ordered Voluntary Pupil Transfer Regular ADA Includes Opportunity Classes, Home & Hospital, Special Day Class, Continuation Education, Special Education NPS/LCI and Extended Year, and Community Day School (ADA not included in Line A1 above)	0.00	0.00	0.00	0.00	0.00	0%
3. Total Basic Aid Open Enrollment Regular ADA Includes Opportunity Classes, Home & Hospital, Special Day Class, Continuation Education, Special Education NPS/LCI and Extended Year, and Community Day School (ADA not included in Line A1 above)	0.00	0.00	0.00	0.00	0.00	0%
4. Total, District Regular ADA (Sum of Lines A1 through A3)	37,342.17	37,436.91	37,436.91	37,436.91	0.00	0%
5. District Funded County Program ADA						
a. County Community Schools	34.67	72.41	72.41	72.41	0.00	0%
b. Special Education-Special Day Class	0.00	0.00	0.00	0.00	0.00	0%
c. Special Education-NPS/LCI	0.00	0.00	0.00	0.00	0.00	0%
d. Special Education Extended Year	0.00	0.00	0.00	0.00	0.00	0%
e. Other County Operated Programs: Opportunity Schools and Full Day Opportunity Classes, Specialized Secondary Schools	0.00	0.00	0.00	0.00	0.00	0%
f. County School Tuition Fund (Out of State Tuition) [EC 2000 and 46380]	0.00	0.00	0.00	0.00	0.00	0%
g. Total, District Funded County Program ADA (Sum of Lines A5a through A5f)	34.67	72.41	72.41	72.41	0.00	0%
6. TOTAL DISTRICT ADA (Sum of Line A4 and Line A5g)	37,376.84	37,509.32	37,509.32	37,509.32	0.00	0%
7. Adults in Correctional Facilities	0.00	0.00	0.00	0.00	0.00	0%
8. Charter School ADA (Enter Charter School ADA using Tab C. Charter School ADA)						

Description	ESTIMATED FUNDED ADA Original Budget (A)	ESTIMATED FUNDED ADA Board Approved Operating Budget (B)	ESTIMATED P-2 REPORT ADA Projected Year Totals (C)	ESTIMATED FUNDED ADA Projected Year Totals (D)	DIFFERENCE (Col. D - B) (E)	PERCENTAGE DIFFERENCE (Col. E / B) (F)
B. COUNTY OFFICE OF EDUCATION						
1. County Program Alternative Education ADA						
a. County Group Home and Institution Pupils	0.00	0.00	0.00	0.00	0.00	0%
b. Juvenile Halls, Homes, and Camps	0.00	0.00	0.00	0.00	0.00	0%
c. Probation Referred, On Probation or Parole, Expelled per EC 48915(a) or (c) [EC 2574(c)(4)(A)]	0.00	0.00	0.00	0.00	0.00	0%
d. Total, County Program Alternative Education ADA (Sum of Lines B1a through B1c)	0.00	0.00	0.00	0.00	0.00	0%
2. District Funded County Program ADA						
a. County Community Schools	0.00	0.00	0.00	0.00	0.00	0%
b. Special Education-Special Day Class	0.00	0.00	0.00	0.00	0.00	0%
c. Special Education-NPS/LCI	0.00	0.00	0.00	0.00	0.00	0%
d. Special Education Extended Year	0.00	0.00	0.00	0.00	0.00	0%
e. Other County Operated Programs: Opportunity Schools and Full Day Opportunity Classes, Specialized Secondary Schools	0.00	0.00	0.00	0.00	0.00	0%
f. County School Tuition Fund (Out of State Tuition) [EC 2000 and 46380]	0.00	0.00	0.00	0.00	0.00	0%
g. Total, District Funded County Program ADA (Sum of Lines B2a through B2f)	0.00	0.00	0.00	0.00	0.00	0%
3. TOTAL COUNTY OFFICE ADA (Sum of Lines B1d and B2g)	0.00	0.00	0.00	0.00	0.00	0%
4. Adults in Correctional Facilities	0.00	0.00	0.00	0.00	0.00	0%
5. County Operations Grant ADA	0.00	0.00	0.00	0.00	0.00	0%
6. Charter School ADA (Enter Charter School ADA using Tab C. Charter School ADA)						

Description	ESTIMATED FUNDED ADA Original Budget (A)	ESTIMATED FUNDED ADA Board Approved Operating Budget (B)	ESTIMATED P-2 REPORT ADA Projected Year Totals (C)	ESTIMATED FUNDED ADA Projected Year Totals (D)	DIFFERENCE (Col. D - B) (E)	PERCENTAGE DIFFERENCE (Col. E / B) (F)
C. CHARTER SCHOOL ADA						
Authorizing LEAs reporting charter school SACS financial data in their Fund 01, 09, or 62 use this worksheet to report ADA for those charter schools. Charter schools reporting SACS financial data separately from their authorizing LEAs in Fund 01 or Fund 62 use this worksheet to report their ADA.						
FUND 01: Charter School ADA corresponding to SACS financial data reported in Fund 01.						
1. Total Charter School Regular ADA	0.00	0.00	0.00	0.00	0.00	0%
2. Charter School County Program Alternative Education ADA						
a. County Group Home and Institution Pupils	0.00	0.00	0.00	0.00	0.00	0%
b. Juvenile Halls, Homes, and Camps	0.00	0.00	0.00	0.00	0.00	0%
c. Probation Referred, On Probation or Parole, Expelled per EC 48915(a) or (c) [EC 2574(c)(4)(A)]	0.00	0.00	0.00	0.00	0.00	0%
d. Total, Charter School County Program Alternative Education ADA (Sum of Lines C2a through C2c)	0.00	0.00	0.00	0.00	0.00	0%
3. Charter School Funded County Program ADA						
a. County Community Schools	0.00	0.00	0.00	0.00	0.00	0%
b. Special Education-Special Day Class	0.00	0.00	0.00	0.00	0.00	0%
c. Special Education-NPS/LCI	0.00	0.00	0.00	0.00	0.00	0%
d. Special Education Extended Year	0.00	0.00	0.00	0.00	0.00	0%
e. Other County Operated Programs: Opportunity Schools and Full Day Opportunity Classes, Specialized Secondary Schools	0.00	0.00	0.00	0.00	0.00	0%
f. Total, Charter School Funded County Program ADA (Sum of Lines C3a through C3e)	0.00	0.00	0.00	0.00	0.00	0%
4. TOTAL CHARTER SCHOOL ADA (Sum of Lines C1, C2d, and C3f)	0.00	0.00	0.00	0.00	0.00	0%
FUND 09 or 62: Charter School ADA corresponding to SACS financial data reported in Fund 09 or Fund 62.						
5. Total Charter School Regular ADA	282.99	282.99	282.99	282.99	0.00	0%
6. Charter School County Program Alternative Education ADA						
a. County Group Home and Institution Pupils	0.00	0.00	0.00	0.00	0.00	0%
b. Juvenile Halls, Homes, and Camps	0.00	0.00	0.00	0.00	0.00	0%
c. Probation Referred, On Probation or Parole, Expelled per EC 48915(a) or (c) [EC 2574(c)(4)(A)]	0.00	0.00	0.00	0.00	0.00	0%
d. Total, Charter School County Program Alternative Education ADA (Sum of Lines C6a through C6c)	0.00	0.00	0.00	0.00	0.00	0%
7. Charter School Funded County Program ADA						
a. County Community Schools	0.00	0.00	0.00	0.00	0.00	0%
b. Special Education-Special Day Class	0.00	0.00	0.00	0.00	0.00	0%
c. Special Education-NPS/LCI	0.00	0.00	0.00	0.00	0.00	0%
d. Special Education Extended Year	0.00	0.00	0.00	0.00	0.00	0%
e. Other County Operated Programs: Opportunity Schools and Full Day Opportunity Classes, Specialized Secondary Schools	0.00	0.00	0.00	0.00	0.00	0%
f. Total, Charter School Funded County Program ADA (Sum of Lines C7a through C7e)	0.00	0.00	0.00	0.00	0.00	0%
8. TOTAL CHARTER SCHOOL ADA (Sum of Lines C5, C6d, and C7f)	282.99	282.99	282.99	282.99	0.00	0%
9. TOTAL CHARTER SCHOOL ADA Reported in Fund 01, 09, or 62 (Sum of Lines C4 and C8)	282.99	282.99	282.99	282.99	0.00	0%

This page left intentionally blank.

SAN JUAN UNIFIED SCHOOL DISTRICT
2020-21 PROJECTED
CASHFLOW WORKSHEET

	Object	BEG. BAL. (Ref. Only)	July	August	September	October	November	December	January
ACTUALS THROUGH THE MONTH OF	January								
A. BEGINNING CASH			47,627,146.00	82,591,595.71	73,396,630.77	93,606,265.21	58,846,689.11	45,282,754.73	112,123,847.58
B. RECEIPTS									
Revenue Limit Sources									
Principal Apportionment	8010-8019		44,426,282.00	10,300,333.00	52,332,233.00	(31,217,535.00)	18,540,600.00	36,680,493.00	18,549,036.00
Property Taxes	8020-8079		0.00	0.00	(14.46)	0.00	0.00	59,722,622.00	9,710,384.12
Miscellaneous Funds	8080-8099		0.00	341,566.98	(4,079,052.00)	(2,454,205.00)	(2,089,573.00)	(2,088,975.36)	(1,409,087.35)
Federal	8100-8299		171,514.43	2,740,996.15	21,159,320.95	4,652,155.95	360,911.09	8,348,042.63	249,553.30
Other State	8300-8599		4,527,718.00	3,699,075.42	8,562,216.90	1,585,681.66	4,251,379.00	8,043,188.64	2,891,503.50
Other Local	8600-8799		318,895.96	274,274.85	412,708.10	439,387.12	780,872.40	364,559.46	301,049.59
Interfund Transfers In	8910-8929		0.00	0.00	0.00	0.00	0.00	0.00	0.00
All Other Financing Sources	8930-8979		0.00	0.00	0.00	0.00	0.00	0.00	0.00
TOTAL RECEIPTS			**49,444,410.39**	**17,356,246.40**	**78,387,412.49**	**(26,994,515.27)**	**21,844,189.49**	**111,069,930.37**	**30,292,439.16**
C. DISBURSEMENTS									
Certificated Salaries	1000-1999		1,890,691.84	15,175,438.05	18,338,318.90	18,228,287.64	18,165,455.16	18,172,743.89	18,047,199.96
Classified Salaries	2000-2999		2,883,142.56	5,324,801.59	5,692,111.24	5,560,369.46	5,391,059.25	5,667,443.80	5,478,764.77
Employee Benefits	3000-3999		1,411,421.88	5,201,184.34	11,453,690.39	11,439,108.78	11,360,375.32	11,420,110.69	11,273,811.27
Books and Supplies	4000-4999		48,072.82	1,271,685.19	1,722,020.99	2,049,113.29	761,830.35	3,655,176.20	987,420.10
Services	5000-5999		697,295.42	2,251,355.23	3,013,927.95	2,696,367.86	942,976.81	2,190,722.69	1,811,518.18
Equipment	6000-6599		0.00	0.00	103,973.79	0.00	104,271.18	42,442.48	0.00
Other Outgo	7000-7499		294,685.55	35,523.00	(129,019.07)	73,939.93	57,904.82	(318,704.36)	213,333.74
Interfund Transfers Out	7600-7629		0.00	2,000,000.00	0.00	2,915,000.00	3,848.00	2,009,529.00	0.00
All Other Financing Uses	7630-7699		0.00	0.00	0.00	0.00	0.00	0.00	0.00
TOTAL DISBURSEMENTS			**7,225,310.07**	**31,259,987.40**	**40,195,024.19**	**42,962,186.96**	**36,787,720.89**	**42,839,464.39**	**37,812,048.02**
D. BALANCE SHEET TRANSACTIONS									
Assets									
Cash Not In Treasury	9111-9199	12,738,861.03	149,752.64	0.00	(2,988.00)	(146,764.64)	0.00	0.00	0.00
Accounts Receivable	9200-9299	75,197,058.05	431,749.06	509,717.92	780,814.38	51,947,407.51	(4,588.48)	(14,327.53)	917,439.27
Due From Other Funds	9310	375,822.36	0.00	0.00	0.00	375,822.36	0.00	0.00	0.00
Stores	9320	56,545.62	5,993.05	(7,973.80)	(11,023.46)	7,555.63	3,168.61	(15,823.32)	5,856.65
Prepaid Expenditures	9330	253,831.12	0.00	0.00	194,531.58	(2,499.78)	0.00	0.00	0.00
Other Current Assets	9340	0.00	0.00	0.00	0.00	0.00	0.00	0.00	0.00
SUB TOTAL ASSETS		88,622,118.18	587,494.75	501,744.12	961,334.50	52,181,521.08	(1,419.87)	(30,150.85)	923,295.92
Liabilities									
Accounts Payable	9500-9599	(41,845,641.53)	7,842,145.36	(4,206,765.64)	17,250,065.92	2,600,961.51	(1,372,656.50)	1,350,861.89	(1,238,363.89)
Due To Other Funds	9610	(15,298,539.27)	0.00	0.00	1,700,000.00	13,598,539.27	0.00	0.00	(184,240.50)
Current Loans	9640	0.00	0.00	0.00	0.00	0.00	0.00	0.00	0.00
Deferred Revenues	9650	(778,650.31)	0.00	0.00	0.00	778,650.31	0.00	0.00	0.00
SUB TOTAL LIABILITIES		(57,922,831.11)	7,842,145.36	(4,206,765.64)	18,950,065.92	16,978,151.09	(1,372,656.50)	1,350,861.89	(1,422,604.39)
Non-operating									
Suspense Clearing		0.00	0.00	266.30	5,977.56	(6,243.86)	8,360.39	(8,360.39)	1,400.03
TOTAL BLANCE SHEET TRANSACTIONS		(30,699,287.07)	(7,254,650.61)	4,708,776.06	(17,982,753.86)	35,197,126.13	1,379,597.02	(1,389,373.13)	2,347,300.34
E. NET CHANGE (B - C + D)			**34,964,449.71**	**(9,194,964.94)**	**20,209,634.44**	**(34,759,576.10)**	**(13,563,934.38)**	**66,841,092.85**	**(5,172,308.52)**
F. ENDING CASH (A + E)			**82,591,595.71**	**73,396,630.77**	**93,606,265.21**	**58,846,689.11**	**45,282,754.73**	**112,123,847.58**	**106,951,539.06**
G. ENDING CASH, PLUS ACCRUALS AND ADJUSTMENTS									

SAN JUAN UNIFIED SCHOOL DISTRICT
2020-21 PROJECTED
CASHFLOW WORKSHEET

	Object	February	March	April	May	June	Accruals	Adjustments	TOTAL	BUDGET
ACTUALS THROUGH THE MONTH OF	January									
A. BEGINNING CASH		106,951,539.06	75,286,957.16	64,291,723.22	78,341,872.67	42,676,675.69				
B. RECEIPTS										
Revenue Limit Sources										
Principal Apportionment	8010-8019	8,151,090.00	21,261,587.00	3,121,694.00	3,121,694.00	18,139,891.00	69,197,552.00		272,604,950.00	272,604,950.00
Property Taxes	8020-8079	10,983.98	6,970.08	47,128,207.14	11,530.59	501,732.38	3,677,740.17		120,770,156.00	120,770,156.00
Miscellaneous Funds	8080-8099	(1,999,542.67)	(3,326,186.82)	(1,516,943.07)	(140,260.68)	(1,803,017.22)	(5,552,866.81)		(26,118,143.00)	(26,118,143.00)
Federal	8100-8299	(491,050.70)	9,409,515.07	1,293,180.42	1,227,595.33	7,271,711.17	12,147,359.21		68,540,805.00	68,540,805.00
Other State	8300-8599	1,155,208.83	2,600,468.34	4,668,100.42	818,685.87	181,017.89	30,197,549.53		73,181,794.00	73,181,794.00
Other Local	8600-8799	287,502.13	145,994.90	637,640.17	(150,432.04)	176,151.68	1,488,871.68		5,477,476.00	5,477,476.00
Interfund Transfers In	8910-8929	0.00	0.00	0.00	0.00	0.00	0.00		0.00	0.00
All Other Financing Sources	8930-8979	0.00	0.00	0.00	0.00	0.00	0.00		0.00	0.00
TOTAL RECEIPTS		**7,114,191.57**	**30,098,348.57**	**55,331,879.08**	**4,888,813.07**	**24,467,486.90**	**111,156,205.78**	**0.00**	**514,457,038.00**	**514,457,038.00**
C. DISBURSEMENTS										
Certificated Salaries	1000-1999	22,798,639.68	19,150,640.44	18,739,438.81	18,487,900.78	19,138,228.67	5,172,927.18		211,505,911.00	211,505,911.00
Classified Salaries	2000-2999	6,023,806.03	6,323,370.37	6,826,366.96	6,072,940.66	4,593,139.83	3,367,763.48		69,205,080.00	69,205,080.00
Employee Benefits	3000-3999	11,961,048.35	11,610,102.96	11,657,035.58	11,424,225.98	35,046,589.43	(54,294.97)		145,204,410.00	145,204,410.00
Books and Supplies	4000-4999	1,820,899.48	2,410,000.66	1,301,226.44	1,136,953.21	4,607,209.65	23,818,002.62		45,589,611.00	45,589,611.00
Services	5000-5999	2,003,104.68	2,214,576.73	1,796,022.69	1,581,698.96	2,606,179.55	8,277,745.25		32,083,492.00	32,083,492.00
Equipment	6000-6599	18,670.22	0.00	0.00	51,633.23	41,712.88	534,840.22		897,544.00	897,544.00
Other Outgo	7000-7499	(3,812,490.83)	(649,374.37)	942,270.48	2,124,923.71	(1,054,869.30)	1,909,518.70		(312,358.00)	(312,358.00)
Interfund Transfers Out	7600-7629	0.00	0.00	0.00	0.00	6,014,712.77	(2,296,369.77)		10,646,720.00	10,646,720.00
All Other Financing Uses	7630-7699	0.00	0.00	0.00	0.00	0.00	0.00		0.00	0.00
TOTAL DISBURSEMENTS		**40,813,677.61**	**41,059,316.79**	**41,262,360.96**	**40,880,276.53**	**70,992,903.48**	**40,730,132.71**		**514,820,410.00**	**514,820,410.00**
D. BALANCE SHEET TRANSACTIONS										
Assets										
Cash Not In Treasury	9111-9199	0.00	0.00	0.00	0.00	0.00	0.00		0.00	
Accounts Receivable	9200-9299	796,373.33	(73,280.10)	(20,791.71)	318,386.29	(475,935.31)	(111,156,205.78)		(56,043,241.15)	
Due From Other Funds	9310	0.00	0.00	0.00	0.00	0.00	0.00		375,822.36	
Stores	9320	5,265.89	39,014.38	1,423.04	7,880.19	(40,294.75)	(60,000.00)		(58,957.89)	
Prepaid Expenditures	9330	(5,098.97)	0.00	0.00	0.00	66,898.29	(100,000.00)		153,831.12	
Other Current Assets	9340	0.00	0.00	0.00	0.00	0.00	0.00		0.00	
SUB TOTAL ASSETS		796,540.25	(34,265.72)	(19,368.67)	326,266.48	(449,331.77)	(111,316,205.78)		(55,572,545.56)	
Liabilities										
Accounts Payable	9500-9599	(1,238,363.89)	0.00	0.00	0.00	0.00	(40,730,132.71)		(19,742,247.95)	
Due To Other Funds	9610	0.00	0.00	0.00	0.00	(15,000,000.00)	0.00		114,298.77	
Current Loans	9640	0.00	0.00	0.00	0.00	0.00	0.00		0.00	
Deferred Revenues	9650	0.00	0.00	0.00	0.00	0.00	(700,000.00)		78,650.31	
SUB TOTAL LIABILITIES		(1,238,363.89)	0.00	0.00	0.00	(15,000,000.00)	(41,430,132.71)		(19,549,298.87)	
Non-operating										
Suspense Clearing		0.00	0.00	0.00	0.00	0.00	0.00		1,400.03	
TOTAL BLANCE SHEET TRANSACTIONS		2,034,904.14	(34,265.72)	(19,368.67)	326,266.48	14,550,668.23	(69,886,073.07)	0.00	75,120,444.40	
E. NET CHANGE (B - C + D)		**(31,664,581.90)**	**(10,995,233.94)**	**14,050,149.45**	**(35,665,196.98)**	**(31,974,748.35)**	**540,000.00**	**0.00**	**74,757,072.40**	**(363,372.00)**
F. ENDING CASH (A + E)		**75,286,957.16**	**64,291,723.22**	**78,341,872.67**	**42,676,675.69**	**10,701,927.34**				
G. ENDING CASH, PLUS ACCRUALS AND ADJUSTMENTS									**11,241,927.34**	

SAN JUAN UNIFIED SCHOOL DISTRICT
2021-22 PROJECTED
CASHFLOW WORKSHEET

	Object	BEG. BAL. (Ref. Only)	July	August	September	October	November	December	January
ESTIMATE THROUGH THE MONTH OF	June								
A. BEGINNING CASH			10,701,927.34	8,561,791.48	13,399,722.99	869,741.64	23,160,669.09	12,320,069.51	80,029,097.77
B. RECEIPTS									
Revenue Limit Sources									
Principal Apportionment	8010-8019		10,002,269.00	10,002,269.00	36,143,978.00	18,004,084.00	18,004,084.00	36,143,978.00	18,004,084.00
Property Taxes	8020-8079		0.00	0.00	(14.46)	0.00	0.00	59,722,622.00	9,710,384.12
Miscellaneous Funds	8080-8099		0.00	341,566.98	(4,079,052.00)	(2,454,205.00)	(2,089,573.00)	(2,088,975.36)	(1,409,087.35)
Federal	8100-8299		149,243.23	58,137.61	30,847.74	4,661,579.49	338,928.27	7,066,759.00	56,446.03
Other State	8300-8599		1,588,130.07	3,400,240.41	5,791,972.98	1,677,600.21	4,219,779.19	7,835,890.68	2,922,915.19
Other Local	8600-8799		79,915.66	68,733.56	103,425.08	110,110.87	195,687.44	91,358.98	75,443.34
Interfund Transfers In	8910-8929		0.00	0.00	0.00	0.00	0.00	0.00	0.00
All Other Financing Sources	8930-8979		0.00	0.00	0.00	0.00	0.00	0.00	0.00
TOTAL RECEIPTS			**11,819,557.96**	**13,870,947.56**	**37,991,157.34**	**21,999,169.57**	**20,668,905.90**	**108,771,633.30**	**29,360,185.33**
C. DISBURSEMENTS									
Certificated Salaries	1000-1999		1,920,630.66	15,212,918.19	17,915,002.70	18,003,640.90	18,138,343.06	18,109,956.76	18,031,562.46
Classified Salaries	2000-2999		2,937,440.95	5,425,083.89	5,796,061.80	5,664,083.40	5,492,589.38	5,773,005.40	5,579,390.74
Employee Benefits	3000-3999		1,462,129.54	5,341,240.22	11,652,631.01	11,677,003.20	11,638,515.17	11,695,234.71	11,555,234.36
Books and Supplies	4000-4999		34,908.38	680,032.96	677,251.97	368,635.42	399,393.18	328,184.49	504,265.66
Services	5000-5999		607,765.03	1,815,523.97	2,428,196.00	2,008,707.89	725,710.74	1,536,445.78	1,418,387.16
Equipment	6000-6599		0.00	0.00	82,890.45	0.00	83,127.53	33,836.18	0.00
Other Outgo	7000-7499		85,912.59	10,356.37	(37,614.20)	21,556.44	16,881.56	(100,065.05)	62,195.29
Interfund Transfers Out	7600-7629		0.00	0.00	0.00	1,476,596.90	2,840.97	7,035.25	0.00
All Other Financing Uses	7630-7699		0.00	0.00	0.00	0.00	0.00	0.00	0.00
TOTAL DISBURSEMENTS			**7,048,787.15**	**28,485,155.60**	**38,514,419.73**	**39,220,224.15**	**36,497,401.59**	**37,383,633.52**	**37,151,035.67**
D. BALANCE SHEET TRANSACTIONS									
Assets									
Cash Not In Treasury	9111-9199	12,738,861.03	81.00	0.00	0.00	0.00	0.00	0.00	0.00
Accounts Receivable	9200-9299	111,874,847.89	19,624,624.18	13,283,661.37	13,302,244.32	43,330,270.82	8,606,311.55	(62,172.83)	454,842.96
Due From Other Funds	9310	(0.00)	0.00	0.00	0.00	0.00	0.00	0.00	0.00
Stores	9320	60,000.00	6,359.17	(22,986.64)	2,828.83	10,758.50	3,362.18	4,978.93	6,214.43
Prepaid Expenditures	9330	100,000.00	0.00	0.00	76,638.19	(984.82)	0.00	0.00	0.00
Other Current Assets	9340	0.00	0.00	0.00	0.00	0.00	0.00	0.00	0.00
SUB TOTAL ASSETS		124,773,708.92	19,631,064.35	13,260,674.73	13,381,711.34	43,340,044.50	8,609,673.73	(57,193.90)	461,057.39
Liabilities									
Accounts Payable	9500-9599	(61,587,889.48)	11,541,971.02	(6,191,464.82)	25,388,430.30	3,828,062.47	3,621,777.62	3,621,777.62	3,621,777.62
Due To Other Funds	9610	(15,184,240.50)	15,000,000.00	0.00	0.00	0.00	0.00	0.00	0.00
Current Loans	9640	0.00	0.00	0.00	0.00	0.00	0.00	0.00	0.00
Deferred Revenues	9650	(700,000.00)	0.00	0.00	0.00	0.00	0.00	0.00	0.00
SUB TOTAL LIABILITIES		(77,472,129.98)	26,541,971.02	(6,191,464.82)	25,388,430.30	3,828,062.47	3,621,777.62	3,621,777.62	3,621,777.62
Non-operating									
Suspense Clearing		(1,400.03)	0.00	0.00	0.00	0.00	0.00	0.00	0.00
TOTAL BLANCE SHEET TRANSACTIONS		(47,300,178.91)	(6,910,906.67)	19,452,139.55	(12,006,718.96)	39,511,982.03	4,987,896.11	(3,678,971.52)	(3,160,720.23)
E. NET CHANGE (B - C + D)			**(2,140,135.86)**	**4,837,931.51**	**(12,529,981.35)**	**22,290,927.45**	**(10,840,599.58)**	**67,709,028.26**	**(10,951,570.57)**
F. ENDING CASH (A + E)			**8,561,791.48**	**13,399,722.99**	**869,741.64**	**23,160,669.09**	**12,320,069.51**	**80,029,097.77**	**69,077,527.20**
G. ENDING CASH, PLUS ACCRUALS AND ADJUSTMENTS									

SAN JUAN UNIFIED SCHOOL DISTRICT
2021-22 PROJECTED
CASHFLOW WORKSHEET

	Object	February	March	April	May	June	Accruals	Adjustments	TOTAL	BUDGET
ESTIMATE THROUGH THE MONTH OF	June									
A. BEGINNING CASH		69,077,527.20	45,418,132.52	54,996,047.33	90,886,768.64	79,454,139.94				
B. RECEIPTS										
Revenue Limit Sources										
Principal Apportionment	8010-8019	20,137,283.00	38,277,177.00	20,137,283.00	20,137,283.00	18,139,892.00	20,137,283.00		283,270,947.00	283,270,947.00
Property Taxes	8020-8079	10,983.98	6,970.08	47,128,207.14	11,530.59	501,732.38	3,677,740.17		120,770,156.00	120,770,156.00
Miscellaneous Funds	8080-8099	(1,999,542.67)	(3,326,186.82)	(1,516,943.07)	(140,260.68)	(1,803,017.22)	(5,552,866.81)		(26,118,143.00)	(26,118,143.00)
Federal	8100-8299	(449,037.33)	8,604,454.70	1,182,538.34	1,143,256.06	(2,281,795.15)	11,788,848.01		32,350,206.00	32,350,206.00
Other State	8300-8599	2,888,369.99	4,845,809.24	6,817,635.05	3,146,587.85	2,897,937.20	20,830,042.94		68,862,911.00	68,862,911.00
Other Local	8600-8799	72,048.33	36,586.47	159,793.29	(37,698.43)	44,143.79	4,654,519.62		5,654,068.00	5,654,068.00
Interfund Transfers In	8910-8929	0.00	0.00	0.00	0.00	0.00	0.00		0.00	0.00
All Other Financing Sources	8930-8979	0.00	0.00	0.00	0.00	0.00	0.00		0.00	0.00
TOTAL RECEIPTS		**20,660,105.30**	**48,444,810.67**	**73,908,513.75**	**24,260,698.39**	**17,498,893.00**	**55,535,566.93**	**0.00**	**484,790,145.00**	**484,790,145.00**
C. DISBURSEMENTS										
Certificated Salaries	1000-1999	21,819,444.06	18,113,679.30	17,695,966.35	17,440,445.26	18,101,070.99	5,254,838.31		205,757,499.00	205,757,499.00
Classified Salaries	2000-2999	5,985,759.51	6,290,965.57	6,803,435.12	6,035,819.50	4,528,149.49	3,431,188.25		69,742,973.00	69,742,973.00
Employee Benefits	3000-3999	11,976,127.18	11,612,573.50	11,661,192.25	11,420,018.58	35,891,054.44	(56,246.16)		147,526,708.00	147,526,708.00
Books and Supplies	4000-4999	586,284.98	1,013,236.81	209,651.28	90,594.04	2,605,666.85	17,262,127.98		24,760,234.00	24,760,234.00
Services	5000-5999	1,531,338.60	1,715,658.35	1,350,845.24	1,164,039.96	2,056,980.69	7,214,910.59		25,574,510.00	25,574,510.00
Equipment	6000-6599	14,884.36	0.00	0.00	41,163.27	33,254.53	426,387.68		715,544.00	715,544.00
Other Outgo	7000-7499	(1,152,994.74)	(230,820.16)	233,207.79	577,998.36	(349,038.10)	556,700.85		(305,723.00)	(305,723.00)
Interfund Transfers Out	7600-7629	0.00	0.00	0.00	0.00	4,440,653.12	(1,695,406.24)		4,231,720.00	4,231,720.00
All Other Financing Uses	7630-7699	0.00	0.00	0.00	0.00	0.00	0.00		0.00	0.00
TOTAL DISBURSEMENTS		**40,760,843.95**	**38,515,293.37**	**37,954,298.03**	**36,770,078.97**	**67,307,792.01**	**32,394,501.26**		**478,003,465.00**	**478,003,465.00**
D. BALANCE SHEET TRANSACTIONS										
Assets										
Cash Not In Treasury	9111-9199	0.00	0.00	0.00	0.00	0.00	0.00		81.00	
Accounts Receivable	9200-9299	59,542.81	(393,000.26)	(65,004.38)	1,068,390.29	(1,442,075.29)	(55,535,566.93)		42,232,068.61	
Due From Other Funds	9310	0.00	0.00	0.00	0.00	0.00	0.00		0.00	
Stores	9320	5,587.58	41,397.77	1,509.97	8,361.59	(20,987.45)	(60,000.00)		(12,615.14)	
Prepaid Expenditures	9330	(2,008.80)	0.00	0.00	0.00	26,355.43	(100,000.00)		0.00	
Other Current Assets	9340	0.00	0.00	0.00	0.00	0.00	0.00		0.00	
SUB TOTAL ASSETS		63,121.59	(351,602.49)	(63,494.41)	1,076,751.88	(1,436,707.31)	(55,695,566.93)		42,219,534.47	
Liabilities										
Accounts Payable	9500-9599	3,621,777.62	0.00	0.00	0.00	0.00	(32,394,501.26)		16,659,608.19	
Due To Other Funds	9610	0.00	0.00	0.00	0.00	0.00	0.00		15,000,000.00	
Current Loans	9640	0.00	0.00	0.00	0.00	0.00	0.00		0.00	
Deferred Revenues	9650	0.00	0.00	0.00	0.00	0.00	0.00		0.00	
SUB TOTAL LIABILITIES		3,621,777.62	0.00	0.00	0.00	0.00	(32,394,501.26)		31,659,608.19	
Non-operating										
Suspense Clearing		0.00	0.00	0.00	0.00	0.00	0.00		0.00	
TOTAL BLANCE SHEET TRANSACTIONS		(3,558,656.03)	(351,602.49)	(63,494.41)	1,076,751.88	(1,436,707.31)	(23,301,065.67)	0.00	(73,879,142.66)	
E. NET CHANGE (B - C + D)		**(23,659,394.68)**	**9,577,914.81**	**35,890,721.31**	**(11,432,628.70)**	**(51,245,606.32)**	**(160,000.00)**	**0.00**	**(67,092,462.66)**	**6,786,680.00**
F. ENDING CASH (A + E)		**45,418,132.52**	**54,996,047.33**	**90,886,768.64**	**79,454,139.94**	**28,208,533.62**				
G. ENDING CASH, PLUS ACCRUALS AND ADJUSTMENTS									**28,048,533.62**	

NOTICE OF CRITERIA AND STANDARDS REVIEW. This interim report was based upon and reviewed using the state-adopted Criteria and Standards. (Pursuant to Education Code (EC) sections 33129 and 42130)

Signed: _____ Date: _____
District Superintendent or Designee

NOTICE OF INTERIM REVIEW. All action shall be taken on this report during a regular or authorized special meeting of the governing board.

To the County Superintendent of Schools:
This interim report and certification of financial condition are hereby filed by the governing board of the school district. (Pursuant to EC Section 42131)

Meeting Date: March 09, 2021 Signed: _____
President of the Governing Board

CERTIFICATION OF FINANCIAL CONDITION

X POSITIVE CERTIFICATION
As President of the Governing Board of this school district, I certify that based upon current projections this district will meet its financial obligations for the current fiscal year and subsequent two fiscal years.

___ QUALIFIED CERTIFICATION
As President of the Governing Board of this school district, I certify that based upon current projections this district may not meet its financial obligations for the current fiscal year or two subsequent fiscal years.

___ NEGATIVE CERTIFICATION
As President of the Governing Board of this school district, I certify that based upon current projections this district will be unable to meet its financial obligations for the remainder of the current fiscal year or for the subsequent fiscal year.

Contact person for additional information on the interim report:

Name: Fil Duldulao Telephone: (916) 971-7268

Title: Director Fiscal Services E-mail: fil.duldulao@sanjuan.edu

Criteria and Standards Review Summary

The following summary is automatically completed based on data provided in the Criteria and Standards Review form (Form 01CSI). Criteria and standards that are "Not Met," and supplemental information and additional fiscal indicators that are "Yes," may indicate areas of potential concern, which could affect the interim report certification, and should be carefully reviewed.

CRITERIA AND STANDARDS			Met	Not Met
1	Average Daily Attendance	Funded ADA for any of the current or two subsequent fiscal years has not changed by more than two percent since first interim.	X	

CRITERIA AND STANDARDS (continued)			Met	Not Met
2	Enrollment	Projected enrollment for any of the current or two subsequent fiscal years has not changed by more than two percent since first interim.	X	
3	ADA to Enrollment	Projected second period (P-2) ADA to enrollment ratio for the current and two subsequent fiscal years is consistent with historical ratios.		X
4	Local Control Funding Formula (LCFF) Revenue	Projected LCFF revenue for any of the current or two subsequent fiscal years has not changed by more than two percent since first interim.		X
5	Salaries and Benefits	Projected ratio of total unrestricted salaries and benefits to total unrestricted general fund expenditures has not changed by more than the standard for the current and two subsequent fiscal years.	X	
6a	Other Revenues	Projected operating revenues (federal, other state, other local) for the current and two subsequent fiscal years have not changed by more than five percent since first interim.	X	
6b	Other Expenditures	Projected operating expenditures (books and supplies, services and other expenditures) for the current and two subsequent fiscal years have not changed by more than five percent since first interim.		X
7	Ongoing and Major Maintenance Account	If applicable, changes occurring since first interim meet the required contribution to the ongoing and major maintenance account (i.e., restricted maintenance account).	X	
8	Deficit Spending	Unrestricted deficit spending, if any, has not exceeded the standard in any of the current or two subsequent fiscal years.	X	
9a	Fund Balance	Projected general fund balance will be positive at the end of the current and two subsequent fiscal years.	X	
9b	Cash Balance	Projected general fund cash balance will be positive at the end of the current fiscal year.	X	
10	Reserves	Available reserves (e.g., reserve for economic uncertainties, unassigned/unappropriated amounts) meet minimum requirements for the current and two subsequent fiscal years.	X	

SUPPLEMENTAL INFORMATION			No	Yes
S1	Contingent Liabilities	Have any known or contingent liabilities (e.g., financial or program audits, litigation, state compliance reviews) occurred since first interim that may impact the budget?	X	
S2	Using One-time Revenues to Fund Ongoing Expenditures	Are there ongoing general fund expenditures funded with one-time revenues that have changed since first interim by more than five percent?	X	
S3	Temporary Interfund Borrowings	Are there projected temporary borrowings between funds?		X
S4	Contingent Revenues	Are any projected revenues for any of the current or two subsequent fiscal years contingent on reauthorization by the local government, special legislation, or other definitive act (e.g., parcel taxes, forest reserves)?	X	
S5	Contributions	Have contributions from unrestricted to restricted resources, or transfers to or from the general fund to cover operating deficits, changed since first interim by more than $20,000 and more than 5% for any of the current or two subsequent fiscal years?		X

SUPPLEMENTAL INFORMATION (continued)			No	Yes
S6	Long-term Commitments	Does the district have long-term (multiyear) commitments or debt agreements?		X
		• If yes, have annual payments for the current or two subsequent fiscal years increased over prior year's (2019-20) annual payment?		X
		• If yes, will funding sources used to pay long-term commitments decrease or expire prior to the end of the commitment period, or are they one-time sources?	X	
S7a	Postemployment Benefits Other than Pensions	Does the district provide postemployment benefits other than pensions (OPEB)?		X
		• If yes, have there been changes since first interim in OPEB liabilities?	X	
S7b	Other Self-insurance Benefits	Does the district operate any self-insurance programs (e.g., workers' compensation)?		X
		• If yes, have there been changes since first interim in self-insurance liabilities?		X
S8	Status of Labor Agreements	As of second interim projections, are salary and benefit negotiations still unsettled for:		
		• Certificated? (Section S8A, Line 1b)	X	
		• Classified? (Section S8B, Line 1b)		X
		• Management/supervisor/confidential? (Section S8C, Line 1b)	X	
S8	Labor Agreement Budget Revisions	For negotiations settled since first interim, per Government Code Section 3547.5(c), are budget revisions still needed to meet the costs of the collective bargaining agreement(s) for:		
		• Certificated? (Section S8A, Line 3)	n/a	
		• Classified? (Section S8B, Line 3)	n/a	
S9	Status of Other Funds	Are any funds other than the general fund projected to have a negative fund balance at the end of the current fiscal year?	X	

ADDITIONAL FISCAL INDICATORS			No	Yes
A1	Negative Cash Flow	Do cash flow projections show that the district will end the current fiscal year with a negative cash balance in the general fund?	X	
A2	Independent Position Control	Is personnel position control independent from the payroll system?	X	
A3	Declining Enrollment	Is enrollment decreasing in both the prior and current fiscal years?		X
A4	New Charter Schools Impacting District Enrollment	Are any new charter schools operating in district boundaries that are impacting the district's enrollment, either in the prior or current fiscal year?	X	
A5	Salary Increases Exceed COLA	Has the district entered into a bargaining agreement where any of the current or subsequent fiscal years of the agreement would result in salary increases that are expected to exceed the projected state funded cost-of-living adjustment?	X	
A6	Uncapped Health Benefits	Does the district provide uncapped (100% employer paid) health benefits for current or retired employees?		X
A7	Independent Financial System	Is the district's financial system independent from the county office system?		X
A8	Fiscal Distress Reports	Does the district have any reports that indicate fiscal distress? If yes, provide copies to the COE, pursuant to EC 42127.6(a).	X	
A9	Change of CBO or Superintendent	Have there been personnel changes in the superintendent or chief business official (CBO) positions within the last 12 months?	X	

Description	Object Codes	Projected Year Totals (Form 01I) (A)	% Change (Cols. C-A/A) (B)	2021-22 Projection (C)	% Change (Cols. E-C/C) (D)	2022-23 Projection (E)
(Enter projections for subsequent years 1 and 2 in Columns C and E; current year - Column A - is extracted)						
A. REVENUES AND OTHER FINANCING SOURCES						
1. LCFF/Revenue Limit Sources	8010-8099	365,550,111.00	2.90%	376,150,565.00	0.53%	378,150,483.00
2. Federal Revenues	8100-8299	0.00	0.00%		0.00%	
3. Other State Revenues	8300-8599	7,387,084.00	2.98%	7,607,309.00	0.90%	7,675,775.00
4. Other Local Revenues	8600-8799	1,368,276.00	-4.69%	1,304,100.00	0.00%	1,304,100.00
5. Other Financing Sources						
a. Transfers In	8900-8929	0.00	0.00%		0.00%	
b. Other Sources	8930-8979	0.00	0.00%		0.00%	
c. Contributions	8980-8999	(55,097,683.00)	1.11%	(55,707,889.00)	5.23%	(58,620,343.00)
6. Total (Sum lines A1 thru A5c)		319,207,788.00	3.18%	329,354,085.00	-0.26%	328,510,015.00
B. EXPENDITURES AND OTHER FINANCING USES						
1. Certificated Salaries						
a. Base Salaries				159,622,527.00		162,328,750.00
b. Step & Column Adjustment						
c. Cost-of-Living Adjustment						
d. Other Adjustments				2,706,223.00		390,873.00
e. Total Certificated Salaries (Sum lines B1a thru B1d)	1000-1999	159,622,527.00	1.70%	162,328,750.00	0.24%	162,719,623.00
2. Classified Salaries						
a. Base Salaries				39,985,649.00		41,084,888.00
b. Step & Column Adjustment						
c. Cost-of-Living Adjustment						
d. Other Adjustments				1,099,239.00		1,047,161.00
e. Total Classified Salaries (Sum lines B2a thru B2d)	2000-2999	39,985,649.00	2.75%	41,084,888.00	2.55%	42,132,049.00
3. Employee Benefits	3000-3999	85,723,433.00	4.11%	89,243,828.00	8.70%	97,008,414.00
4. Books and Supplies	4000-4999	8,523,801.00	-0.03%	8,521,032.00	0.98%	8,604,267.00
5. Services and Other Operating Expenditures	5000-5999	20,803,811.00	-3.27%	20,122,500.00	3.72%	20,870,895.00
6. Capital Outlay	6000-6999	199,761.00	-91.11%	17,761.00	0.00%	17,761.00
7. Other Outgo (excluding Transfers of Indirect Costs)	7100-7299, 7400-7499	1,010,405.00	0.00%	1,010,405.00	0.00%	1,010,405.00
8. Other Outgo - Transfers of Indirect Costs	7300-7399	(7,630,345.00)	-13.24%	(6,620,036.00)	0.22%	(6,634,658.00)
9. Other Financing Uses						
a. Transfers Out	7600-7629	3,727,872.00	-40.24%	2,227,872.00	0.00%	2,227,872.00
b. Other Uses	7630-7699	0.00	0.00%		0.00%	
10. Other Adjustments (Explain in Section F below)						
11. Total (Sum lines B1 thru B10)		311,966,914.00	1.91%	317,937,000.00	3.15%	327,956,628.00
C. NET INCREASE (DECREASE) IN FUND BALANCE (Line A6 minus line B11)		7,240,874.00		11,417,085.00		553,387.00
D. FUND BALANCE						
1. Net Beginning Fund Balance (Form 01I, line F1e)		51,362,045.72		58,602,919.72		70,020,004.72
2. Ending Fund Balance (Sum lines C and D1)		58,602,919.72		70,020,004.72		70,573,391.72
3. Components of Ending Fund Balance (Form 01I)						
a. Nonspendable	9710-9719	500,000.00		500,000.00		500,000.00
b. Restricted	9740					
c. Committed						
1. Stabilization Arrangements	9750	0.00				
2. Other Commitments	9760	0.00				
d. Assigned	9780	3,897,507.00		4,418,371.00		4,596,950.00
e. Unassigned/Unappropriated						
1. Reserve for Economic Uncertainties	9789	10,300,000.00		9,565,000.00		9,840,000.00
2. Unassigned/Unappropriated	9790	43,905,412.72		55,536,633.72		55,636,441.72
f. Total Components of Ending Fund Balance (Line D3f must agree with line D2)		58,602,919.72		70,020,004.72		70,573,391.72

Description	Object Codes	Projected Year Totals (Form 01I) (A)	% Change (Cols. C-A/A) (B)	2021-22 Projection (C)	% Change (Cols. E-C/C) (D)	2022-23 Projection (E)
E. AVAILABLE RESERVES						
1. General Fund						
a. Stabilization Arrangements	9750	0.00		0.00		0.00
b. Reserve for Economic Uncertainties	9789	10,300,000.00		9,565,000.00		9,840,000.00
c. Unassigned/Unappropriated	9790	43,905,412.72		55,536,633.72		55,636,441.72
(Enter other reserve projections in Columns C and E for subsequent years 1 and 2; current year - Column A - is extracted)						
2. Special Reserve Fund - Noncapital Outlay (Fund 17)						
a. Stabilization Arrangements	9750	0.00				
b. Reserve for Economic Uncertainties	9789	0.00				
c. Unassigned/Unappropriated	9790	0.00				
3. Total Available Reserves (Sum lines E1a thru E2c)		54,205,412.72		65,101,633.72		65,476,441.72

F. ASSUMPTIONS

Please provide below or on a separate attachment, the assumptions used to determine the projections for the first and second subsequent fiscal years. Further, please include an explanation for any significant expenditure adjustments projected in lines B1d, B2d, and B10. For additional information, please refer to the Budget Assumptions section of the SACS Financial Reporting Software User Guide.

See major assumptions pages

Description	Object Codes	Projected Year Totals (Form 01I) (A)	% Change (Cols. C-A/A) (B)	2021-22 Projection (C)	% Change (Cols. E-C/C) (D)	2022-23 Projection (E)
(Enter projections for subsequent years 1 and 2 in Columns C and E; current year - Column A - is extracted)						
A. REVENUES AND OTHER FINANCING SOURCES						
1. LCFF/Revenue Limit Sources	8010-8099	1,706,852.00	3.84%	1,772,395.00	0.00%	1,772,395.00
2. Federal Revenues	8100-8299	68,540,805.00	-52.80%	32,350,206.00	-1.57%	31,842,590.00
3. Other State Revenues	8300-8599	65,794,710.00	-6.90%	61,255,602.00	0.12%	61,330,081.00
4. Other Local Revenues	8600-8799	4,109,200.00	5.86%	4,349,968.00	0.00%	4,349,968.00
5. Other Financing Sources						
a. Transfers In	8900-8929	0.00	0.00%		0.00%	
b. Other Sources	8930-8979	0.00	0.00%		0.00%	
c. Contributions	8980-8999	55,097,683.00	1.11%	55,707,889.00	5.23%	58,620,343.00
6. Total (Sum lines A1 thru A5c)		195,249,250.00	-20.39%	155,436,060.00	1.60%	157,915,377.00
B. EXPENDITURES AND OTHER FINANCING USES						
1. Certificated Salaries						
a. Base Salaries				51,883,384.00		43,428,749.00
b. Step & Column Adjustment						
c. Cost-of-Living Adjustment						
d. Other Adjustments				(8,454,635.00)		460,706.00
e. Total Certificated Salaries (Sum lines B1a thru B1d)	1000-1999	51,883,384.00	-16.30%	43,428,749.00	1.06%	43,889,455.00
2. Classified Salaries						
a. Base Salaries				29,219,431.00		28,658,085.00
b. Step & Column Adjustment						
c. Cost-of-Living Adjustment						
d. Other Adjustments				(561,346.00)		341,005.00
e. Total Classified Salaries (Sum lines B2a thru B2d)	2000-2999	29,219,431.00	-1.92%	28,658,085.00	1.19%	28,999,090.00
3. Employee Benefits	3000-3999	59,480,977.00	-2.01%	58,282,880.00	6.49%	62,064,898.00
4. Books and Supplies	4000-4999	37,065,810.00	-56.19%	16,239,202.00	-5.24%	15,389,018.00
5. Services and Other Operating Expenditures	5000-5999	11,279,681.00	-51.67%	5,452,010.00	-1.49%	5,370,909.00
6. Capital Outlay	6000-6999	697,783.00	0.00%	697,783.00	0.00%	697,783.00
7. Other Outgo (excluding Transfers of Indirect Costs)	7100-7299, 7400-7499	0.00	0.00%		0.00%	
8. Other Outgo - Transfers of Indirect Costs	7300-7399	6,307,582.00	-15.91%	5,303,908.00	2.33%	5,427,452.00
9. Other Financing Uses						
a. Transfers Out	7600-7629	6,918,848.00	-71.04%	2,003,848.00	0.00%	2,003,848.00
b. Other Uses	7630-7699	0.00	0.00%		0.00%	
10. Other Adjustments (Explain in Section F below)						
11. Total (Sum lines B1 thru B10)		202,853,496.00	-21.09%	160,066,465.00	2.36%	163,842,453.00
C. NET INCREASE (DECREASE) IN FUND BALANCE (Line A6 minus line B11)		(7,604,246.00)		(4,630,405.00)		(5,927,076.00)
D. FUND BALANCE						
1. Net Beginning Fund Balance (Form 01I, line F1e)		26,964,387.35		19,360,141.35		14,729,736.35
2. Ending Fund Balance (Sum lines C and D1)		19,360,141.35		14,729,736.35		8,802,660.35
3. Components of Ending Fund Balance (Form 01I)						
a. Nonspendable	9710-9719	0.00				
b. Restricted	9740	19,360,141.35		14,729,736.35		8,802,660.35
c. Committed						
1. Stabilization Arrangements	9750					
2. Other Commitments	9760					
d. Assigned	9780					
e. Unassigned/Unappropriated						
1. Reserve for Economic Uncertainties	9789					
2. Unassigned/Unappropriated	9790	0.00		0.00		0.00
f. Total Components of Ending Fund Balance (Line D3f must agree with line D2)		19,360,141.35		14,729,736.35		8,802,660.35

Description	Object Codes	Projected Year Totals (Form 01I) (A)	% Change (Cols. C-A/A) (B)	2021-22 Projection (C)	% Change (Cols. E-C/C) (D)	2022-23 Projection (E)
E. AVAILABLE RESERVES						
1. General Fund						
a. Stabilization Arrangements	9750					
b. Reserve for Economic Uncertainties	9789					
c. Unassigned/Unappropriated Amount	9790					
(Enter current year reserve projections in Column A, and other reserve projections in Columns C and E for subsequent years 1 and 2)						
2. Special Reserve Fund - Noncapital Outlay (Fund 17)						
a. Stabilization Arrangements	9750					
b. Reserve for Economic Uncertainties	9789					
c. Unassigned/Unappropriated	9790					
3. Total Available Reserves (Sum lines E1a thru E2c)						

F. ASSUMPTIONS

Please provide below or on a separate attachment, the assumptions used to determine the projections for the first and second subsequent fiscal years. Further, please include an explanation for any significant expenditure adjustments projected in lines B1d, B2d, and B10. For additional information, please refer to the Budget Assumptions section of the SACS Financial Reporting Software User Guide.

See major assumptions pages

Description	Object Codes	Projected Year Totals (Form 01I) (A)	% Change (Cols. C-A/A) (B)	2021-22 Projection (C)	% Change (Cols. E-C/C) (D)	2022-23 Projection (E)
(Enter projections for subsequent years 1 and 2 in Columns C and E; current year - Column A - is extracted)						
A. REVENUES AND OTHER FINANCING SOURCES						
1. LCFF/Revenue Limit Sources	8010-8099	367,256,963.00	2.90%	377,922,960.00	0.53%	379,922,878.00
2. Federal Revenues	8100-8299	68,540,805.00	-52.80%	32,350,206.00	-1.57%	31,842,590.00
3. Other State Revenues	8300-8599	73,181,794.00	-5.90%	68,862,911.00	0.21%	69,005,856.00
4. Other Local Revenues	8600-8799	5,477,476.00	3.22%	5,654,068.00	0.00%	5,654,068.00
5. Other Financing Sources						
a. Transfers In	8900-8929	0.00	0.00%	0.00	0.00%	0.00
b. Other Sources	8930-8979	0.00	0.00%	0.00	0.00%	0.00
c. Contributions	8980-8999	0.00	0.00%	0.00	0.00%	0.00
6. Total (Sum lines A1 thru A5c)		514,457,038.00	-5.77%	484,790,145.00	0.34%	486,425,392.00
B. EXPENDITURES AND OTHER FINANCING USES						
1. Certificated Salaries						
a. Base Salaries				211,505,911.00		205,757,499.00
b. Step & Column Adjustment				0.00		0.00
c. Cost-of-Living Adjustment				0.00		0.00
d. Other Adjustments				(5,748,412.00)		851,579.00
e. Total Certificated Salaries (Sum lines B1a thru B1d)	1000-1999	211,505,911.00	-2.72%	205,757,499.00	0.41%	206,609,078.00
2. Classified Salaries						
a. Base Salaries				69,205,080.00		69,742,973.00
b. Step & Column Adjustment				0.00		0.00
c. Cost-of-Living Adjustment				0.00		0.00
d. Other Adjustments				537,893.00		1,388,166.00
e. Total Classified Salaries (Sum lines B2a thru B2d)	2000-2999	69,205,080.00	0.78%	69,742,973.00	1.99%	71,131,139.00
3. Employee Benefits	3000-3999	145,204,410.00	1.60%	147,526,708.00	7.83%	159,073,312.00
4. Books and Supplies	4000-4999	45,589,611.00	-45.69%	24,760,234.00	-3.10%	23,993,285.00
5. Services and Other Operating Expenditures	5000-5999	32,083,492.00	-20.29%	25,574,510.00	2.61%	26,241,804.00
6. Capital Outlay	6000-6999	897,544.00	-20.28%	715,544.00	0.00%	715,544.00
7. Other Outgo (excluding Transfers of Indirect Costs)	7100-7299, 7400-7499	1,010,405.00	0.00%	1,010,405.00	0.00%	1,010,405.00
8. Other Outgo - Transfers of Indirect Costs	7300-7399	(1,322,763.00)	-0.50%	(1,316,128.00)	-8.28%	(1,207,206.00)
9. Other Financing Uses						
a. Transfers Out	7600-7629	10,646,720.00	-60.25%	4,231,720.00	0.00%	4,231,720.00
b. Other Uses	7630-7699	0.00	0.00%	0.00	0.00%	0.00
10. Other Adjustments				0.00		0.00
11. Total (Sum lines B1 thru B10)		514,820,410.00	-7.15%	478,003,465.00	2.89%	491,799,081.00
C. NET INCREASE (DECREASE) IN FUND BALANCE (Line A6 minus line B11)		(363,372.00)		6,786,680.00		(5,373,689.00)
D. FUND BALANCE						
1. Net Beginning Fund Balance (Form 01I, line F1e)		78,326,433.07		77,963,061.07		84,749,741.07
2. Ending Fund Balance (Sum lines C and D1)		77,963,061.07		84,749,741.07		79,376,052.07
3. Components of Ending Fund Balance (Form 01I)						
a. Nonspendable	9710-9719	500,000.00		500,000.00		500,000.00
b. Restricted	9740	19,360,141.35		14,729,736.35		8,802,660.35
c. Committed						
1. Stabilization Arrangements	9750	0.00		0.00		0.00
2. Other Commitments	9760	0.00		0.00		0.00
d. Assigned	9780	3,897,507.00		4,418,371.00		4,596,950.00
e. Unassigned/Unappropriated						
1. Reserve for Economic Uncertainties	9789	10,300,000.00		9,565,000.00		9,840,000.00
2. Unassigned/Unappropriated	9790	43,905,412.72		55,536,633.72		55,636,441.72
f. Total Components of Ending Fund Balance (Line D3f must agree with line D2)		77,963,061.07		84,749,741.07		79,376,052.07

Description	Object Codes	Projected Year Totals (Form 01I) (A)	% Change (Cols. C-A/A) (B)	2021-22 Projection (C)	% Change (Cols. E-C/C) (D)	2022-23 Projection (E)
E. AVAILABLE RESERVES (Unrestricted except as noted)						
1. General Fund						
a. Stabilization Arrangements	9750	0.00		0.00		0.00
b. Reserve for Economic Uncertainties	9789	10,300,000.00		9,565,000.00		9,840,000.00
c. Unassigned/Unappropriated	9790	43,905,412.72		55,536,633.72		55,636,441.72
d. Negative Restricted Ending Balances						
(Negative resources 2000-9999)	979Z			0.00		0.00
2. Special Reserve Fund - Noncapital Outlay (Fund 17)						
a. Stabilization Arrangements	9750	0.00		0.00		0.00
b. Reserve for Economic Uncertainties	9789	0.00		0.00		0.00
c. Unassigned/Unappropriated	9790	0.00		0.00		0.00
3. Total Available Reserves - by Amount (Sum lines E1 thru E2c)		54,205,412.72		65,101,633.72		65,476,441.72
4. Total Available Reserves - by Percent (Line E3 divided by Line F3c)		10.53%		13.62%		13.31%
F. RECOMMENDED RESERVES						
1. Special Education Pass-through Exclusions						
For districts that serve as the administrative unit (AU) of a						
special education local plan area (SELPA):						
a. Do you choose to exclude from the reserve calculation						
the pass-through funds distributed to SELPA members?	Yes					
b. If you are the SELPA AU and are excluding special						
education pass-through funds:						
1. Enter the name(s) of the SELPA(s):						
San Juan Unified School District						
2. Special education pass-through funds						
(Column A: Fund 10, resources 3300-3499 and 6500-6540,						
objects 7211-7213 and 7221-7223; enter projections for						
subsequent years 1 and 2 in Columns C and E)		4,422,805.00		4,791,286.00		4,791,286.00
2. District ADA						
Used to determine the reserve standard percentage level on line F3d						
(Col. A: Form AI, Estimated P-2 ADA column, Lines A4 and C4; enter projections)		37,436.91		37,126.39		36,812.83
3. Calculating the Reserves						
a. Expenditures and Other Financing Uses (Line B11)		514,820,410.00		478,003,465.00		491,799,081.00
b. Plus: Special Education Pass-through Funds (Line F1b2, if Line F1a is No)		0.00		0.00		0.00
c. Total Expenditures and Other Financing Uses (Line F3a plus line F3b)		514,820,410.00		478,003,465.00		491,799,081.00
d. Reserve Standard Percentage Level						
(Refer to Form 01CSI, Criterion 10 for calculation details)		2%		2%		2%
e. Reserve Standard - By Percent (Line F3c times F3d)		10,296,408.20		9,560,069.30		9,835,981.62
f. Reserve Standard - By Amount						
(Refer to Form 01CSI, Criterion 10 for calculation details)		0.00		0.00		0.00
g. Reserve Standard (Greater of Line F3e or F3f)		10,296,408.20		9,560,069.30		9,835,981.62
h. Available Reserves (Line E3) Meet Reserve Standard (Line F3g)		YES		YES		YES

PLANNING FACTORS - MULTI-YEAR PROJECTIONS

Dollars relate to unrestricted General Fund unless otherwise noted	Second Interim 2020-21 Budget Assumptions		
	2020-21	2021-22	2022-23
AVERAGE DAILY ATTENDANCE (ADA)			
Actual P-2	37,437	37,126	36,813
Funded	37,509	37,199	36,885
Change from prior year	-	(310.52)	(313.56)
% change from prior	0.00%	-0.83%	-0.84%
LCFF REVENUES			
State Funded COLA	0.00%	3.84%	1.28%
LCFF Targeted Student %, 3 yr avg	53.81%	53.89%	53.97%
Transportation and TIIG Growth	$ -	$ -	$ -
Supplemental Grant Growth	$ (1,515,750)	$ 1,078,035	$ 242,888
Base Grant Growth	$ 17,940	$ 9,522,419	$ 1,757,030
TOTAL LCFF FUNDING	**$ 365,550,111**	**$ 376,150,565**	**$ 378,150,483**
Transportation and TIIG	$ 7,581,042	$ 7,581,042	$ 7,581,042
Supplemental Grant	$ 34,781,452	$ 35,859,487	$ 36,102,375
Base Grant	$ 323,187,617	$ 332,710,036	$ 334,467,066
	ok	ok	ok
TOTAL LCFF FUNDING PER ADA	**$ 9,745**	**$ 10,112**	**$ 10,253**
Supplemental Grant	**$ 927**	**$ 964**	**$ 979**
$ Growth from prior year	$ (41)	$ 37	$ 15
% Growth from prior year	-4.2%	4.0%	1.6%
Base Grant	**$ 8,616**	**$ 8,944**	**$ 9,068**
$ Growth from prior year	$ 0	$ 328	$ 124
% Growth from prior year	0.0%	3.8%	1.4%
Transportation and TIIG	**$ 202**	**$ 204**	**$ 206**
FEDERAL REVENUES			
Special Education-restricted	$ 11,929,572	$ 11,929,572	$ 11,929,572
Change from prior year	$ 1,747,136	$ -	$ -
Title I, NCLB, Part A, Low Income - restricted	$ 15,080,386	$ 15,080,386	$ 15,080,386
Change from prior year	$ 1,621,369	$ -	$ -
All Other Federal Programs - unrestricted & restricted	$ 41,530,847	$ 5,340,248	$ 4,832,632
Change from prior year	**$ 35,632,032**	$ (36,190,599)	$ (507,616)

PLANNING FACTORS - MULTI-YEAR PROJECTIONS

Dollars relate to unrestricted General Fund unless otherwise noted	Second Interim 2020-21 Budget Assumptions		
	2020-21	**2021-22**	**2022-23**
OTHER STATE REVENUES			
Special Education (RS 6500) - restricted	$ 30,080,716	$ 30,015,173	$ 30,015,173
Change from prior year	$ 3,467,168	$ (65,543)	$ -
Special Education Mental Health - restricted	$ 2,594,615	$ 2,594,615	$ 2,594,615
Change from prior year	$ (201,546)	$ -	$ -
Mandate Block Grant	$ 1,556,785	$ 1,562,514	$ 1,582,507
Change from prior year	$ (8,438)	$ 5,729	$ 19,993
Lottery-unrestricted	$ 5,695,779	$ 5,865,374	$ 5,865,374
Change from prior year	$ (294,509)	$ 169,595	$ -
$ per qualified ADA	$ 150	$ 150	$ 150
Lottery-restricted	$ 1,776,791	$ 1,916,022	$ 1,916,022
Change from prior year	$ (367,089)	$ 139,231	$ -
$ per qualified ADA	$ 49	$ 49	$ 49
OTHER LOCAL REVENUES			
ROP pass-through from SCOE	$ -	$ -	$ -
Change from prior year	$ -	$ -	$ -
All Other Local Revenue	$ 1,368,276	$ 1,304,100	$ 1,304,100
Change from prior year	$ (1,731,469)	$ (64,176)	$ -

PLANNING FACTORS - MULTI-YEAR PROJECTIONS

Dollars relate to unrestricted General Fund unless otherwise noted	Second Interim 2020-21 Budget Assumptions		
	2020-21	2021-22	2022-23
EXPENDITURES			
Staffing FTE			
Includes Unschool staffing			
Certificated			
Reg. Ed. based on enrollment	1,350.13	1,378.59	1,372.82
Change from prior year	(46.14)	28.46	(5.77)
Reg. Ed. Reserve	8.00	16.00	8.00
Change from prior year	2.00	8.00	(8.00)
Reg. Ed. Other Tchr (beyond ratio)	29.88	(6.58)	(5.98)
Change from prior year	26.63	(36.46)	0.60
Reg. Ed. Other Certificated	84.60	84.60	84.60
Change from prior year	(16.69)	0.00	0.00
Reg. Ed. Class Size Reduction	127.75	129.15	128.92
Change from prior year	2.56	1.40	(0.23)
Expense	$ 12,123,409	$ 12,306,679	$ 12,632,137
Change from prior year	$ 301,586	$ 183,270	$ 325,458
Grade Span implemented	Sixth grade	Fully Implemented	Fully Implemented
Supplemental Grant	173.44	176.44	172.44
Change from prior year	(18.77)	3.00	(4.00)
Expense	$ 15,731,884	$ 16,017,377	$ 15,842,742
Change from prior year	$ (1,656,653)	$ 285,493	$ (174,635)
Classified			
Reg. Ed. based on enrollment	193.38	193.38	193.38
Change from prior year	0.50	-	-
Reg. Ed. Classified Other, includes reductions	605.85	605.85	605.85
Change from prior year	(9.28)	-	-
Supplemental Grant	105.96	103.96	103.96
Change from prior year	(5.30)	(2.00)	0.00
Expense	$ 3,830,986	$ 3,812,613	$ 3,846,927
Change from prior year	$ 146,613	$ (18,373)	$ 34,314

PLANNING FACTORS - MULTI-YEAR PROJECTIONS

Dollars relate to unrestricted General Fund unless otherwise noted	Second Interim 2020-21 Budget Assumptions		
	2020-21	2021-22	2022-23
EXPENDITURES			
Staffing FTE			
Management			
Reg. Ed. based on enrollment	91.00	91.00	91.00
Change from prior year	0.00	0.00	-
Reg. Ed. Other Management, including reductions	43.77	44.51	44.51
Change from prior year	0.54	0.74	-
Other Staffing Costs			
Minimum wage (estimated impact)-unrestricted and restricted	$ 327,391	$ 1,177,391	$ 2,177,391
Change from prior year	$ 200,000	$ 850,000	$ 1,000,000
Other Collective Bargaining, includes One-Time 2% , Optional Prof Development days, etc.	$ 2,786,502	$ 2,786,502	$ 2,786,502
Change from prior year	$ (5,093,765)	$ -	$ -
Step and Column (net of retirements) General Fund Unrestricted & Restricted	$ 2,965,071	$ 3,049,409	$ 3,004,569
Certificated non management %	0.90%	0.90%	0.90%
Certificated management %	0.70%	0.80%	0.80%
Classified %	0.90%	0.90%	0.90%
Benefits			
Medical Insurance	$ 36,035,224	$ 37,537,894	$ 39,888,048
Change due to rate change	$ (1,755,244)	$ 1,441,409	$ 2,815,342
Premium rate change; % annualized	1.50%	4.00%	7.50%
Retiree Medical Insurance (unrestricted and restricted)	$ 5,827,440	$ 6,199,532	$ 6,318,720
Change due to salaries, rate, & transfers	$ 299,859	$ 372,092	$ 119,188
% of qualified payroll - certificated	1.55%	1.55%	1.55%
% of qualified payroll - classified	3.70%	3.70%	3.70%
Affordable Care Act (30 hour plus)	$ 30,000	$ 30,000	$ 30,000
Change from prior year	$ -	$ -	$ -
Unemployment Insurance	$ 100,714	$ 102,641	$ 103,383
Change due to salary changes	$ (3,333)	$ 1,927	$ 742
% of qualified payroll	0.05%	0.05%	0.05%

PLANNING FACTORS - MULTI-YEAR PROJECTIONS

Dollars relate to unrestricted General Fund unless otherwise noted	Second Interim 2020-21 Budget Assumptions		
	2020-21	2021-22	2022-23
EXPENDITURES			
Benefits			
Workers' Compensation Insurance (unrestricted and restricted)	$ 5,426,816	$ 5,491,600	$ 5,592,411
Change due to salaries, rate, & transfers	$ 138,134	$ 64,784	$ 100,811
% of qualified payroll	1.95%	2.00%	2.00%
State Teachers Retirement (STRS)	$ 25,477,324	$ 25,546,354	$ 28,947,537
Change due to rate change	$ (1,992,586)	$ 69,030	$ 3,401,183
% of qualified payroll	16.15%	15.92%	18.00%
Public Employee Retirement (PERS)	$ 8,041,298	$ 9,187,987	$ 10,782,467
Change due to rate change	$ 299,700	$ 1,146,689	$ 1,594,480
% of qualified payroll	20.700%	23.00%	26.30%
Other Benefits (LTSL, Life, Cash option) (unrestricted and restricted)	$ 4,084,377	$ 4,058,607	$ 4,253,156
Change due to salaries, rate, & transfers	$ 19,931	$ (25,770)	$ 194,549
Supplies and Materials			
Transportation Fuel and Supplies	$ 847,683	$ 1,016,847	$ 1,047,352
Change from prior year	$ 224,326	$ 169,164	$ 30,505
COLA %	36%	3%	3%
Supplemental Grant	$ 2,354,183	$ 2,349,787	$ 2,413,158
Change from prior year	$ 1,475,415	$ (4,396)	$ 63,371
Services and Operating			
Utilities (electric, gas, water, etc.)	$ 7,224,082	$ 7,476,925	$ 7,701,233
Change from prior year	$ 629,718	$ 252,843	$ 224,308
Inflation % increase	9.55%	3.50%	3.00%
Property and Liability Insurance	$ 2,845,140	$ 3,640,871	$ 3,989,958
Change from prior year	$ 507,558	$ 795,731	$ 349,087
Inflation % increase	21.71%	27.97%	9.59%
Supplemental Grant	$ 4,154,750	$ 2,956,814	$ 2,956,814
Change from prior year	$ 1,023,248	$ (1,197,936)	$ -
Board Election	$ 263,700	$ -	$ 175,000
Change from prior year	$ 263,700	$ (263,700)	$ 175,000
Other			
CTEIG & Crane Grants-restricted	$ 1,454,095	$ -	$ -
Change from prior year	$ 465,965	$ (1,454,095)	$ -

PLANNING FACTORS - MULTI-YEAR PROJECTIONS

Dollars relate to unrestricted General Fund unless otherwise noted	Second Interim 2020-21 Budget Assumptions		
	2020-21	**2021-22**	**2022-23**
EXPENDITURES			
Services and Operating			
Deferred Maintenance Transfer Out	$ 2,000,000	$ 2,000,000	$ 2,000,000
Change from prior year, Base $ RRMA	$ -	$ -	$ -
Special Education Contribution	$ 39,069,098	$ 40,255,801	$ 42,754,387
Change from prior year	$ (269,370)	$ 1,186,703	$ 2,498,586
Restricted Maintenance Account	$ 12,257,594	$ 11,745,273	$ 12,159,141
Change from prior year	$ (153,012)	$ (512,321)	$ 413,868

General Fund Multi-Year Planning Factors

2020-21 Average Salaries

Average salaries based on 2020-21.
Health & Welfare (H&W) and Payroll-Related (P/R) Costs are updated for 2020-21 rates.

		Average/ Average New Hire			Current	Actual	Average	
Classification	Job Code	Salary	H/W	PR Cost	Total	FTE's	Range/Step	Days/Yr
Counselor K-6/7-8/9-12	121/122/124	$78,104	$13,174	$17,339	$108,617	73.50	10-09-04	186/195
Nurse	100	$78,323	$13,411	$17,388	$109,122	21.20	14-09-05	187
Psychologist	392/136	$106,442	$17,189	$23,630	$147,261	28.40	63-16-06	198
Special Ed Teacher	Various	$76,860	$14,887	$17,063	$108,810	304.80	10-09-04	186/187
Elem. Principal	202/203	$121,071	$16,547	$26,878	$164,496	41.00	62-19-06	208
Elem. VP /Adm. Instr. Spclst.	194/218/219	$112,247	$14,788	$24,919	$151,954	13.00	62-16-06	208
Elem. Teacher	Various	$79,695	$14,473	$17,692	$111,860	710.40	11-10-04	186
Elem Prep Tchr (& SpEd)	Various	$79,695	$14,473	$17,692	$111,860	91.68	11-10-04	186
Elem. Secretary	936	$37,355	$14,211	$13,186	$64,752	38.00	85-25-05	229
MS Principal	206	$131,741	$16,835	$29,247	$177,823	9.00	62-21-06	208
MS VP /Adm. Instr. Spclst.	195 / 222	$114,382	$13,808	$25,393	$153,583	11.00	62-17-06	208
MS Teacher	30 / 1013	$79,695	$14,473	$17,692	$111,860	213.30	11-10-04	186
MS Secretary	938	$39,616	$13,097	$13,984	$66,697	7.00	85-25-06	229
Librarian	133	$90,392	$12,195	$20,067	$122,654	8.00	18-11-05	186/195
Teacher on Special Assign	68	$84,728	$16,052	$18,810	$119,590	20.80	07-11-04	190
HS Principal	208/209	$146,236	$18,972	$32,464	$197,672	8.00	61-23-06	225
HS VP	196/224/225	$125,192	$18,047	$27,793	$171,032	19.00	62-18-06	208
HS Teacher	40/1024	$79,695	$14,473	$17,692	$111,860	450.61	11-10-04	186
HS Secty I	933	$38,275	$12,628	$13,511	$64,414	17.00	85-23-06	239
HS Secty II	931	$43,064	$9,101	$15,202	$67,367	10.00	21-26-06	260
Instructional Assist II	978	$26,609	$14,379	$9,393	$50,381	153.41	85-14-06	206
Instructional Assist III	919	$27,790	$14,705	$9,810	$52,305	128.10	85-17-05	206
Instructional Assist Bilingual	Various	$25,521	$10,204	$9,009	$44,734	38.69	85-14-05	206
Bus Driver	832	$35,117	$12,505	$12,396	$60,018	73.47	88-24-06	212
Admin. Asst.(Gen.Unit)	930	$45,766	$15,688	$16,155	$77,609	11.00	21-28-05	260
Campus Monitor / Rep	759 / 985	$25,393	$11,553	$8,964	$45,910	38.94	85-13-05	205
Custodian	648	$38,546	$11,649	$13,607	$63,802	124.00	83-20-05	260
Clerk (Elem Add'l Staff)	946	$28,216	$20,229	$9,960	$58,405	26.63	85-14-06	218
ICT (ES,MS,HS Add'l Staff)	944	$32,465	$14,822	$11,460	$58,747	62.48	85-18-06	218
Avg New Hire Teacher	Various	$54,781	$10,624	$12,161	$77,566	130.61	10-06-02	186/187
Avg. Blended(New&AvgTchr)	Various	$67,238	$12,737	$14,927	$94,902		10-07-04	186/187
Average Teacher	Various	$79,695	$14,473	$17,692	$111,860	1,946.12	11-10-04	186/187

REVENUES	2019-20 Audited Actuals Unrestricted	2019-20 Audited Actuals Restricted	2019-20 Audited Actuals TOTAL	2020-21 Budget Unrestricted	2020-21 Budget Restricted	2020-21 Budget TOTAL
Local Control Funding Formula Sources	$367,047,920	$1,784,584	$368,832,504	$365,550,111	$1,706,852	$367,256,963
Federal Revenues	$0	$29,540,268	$29,540,268	$0	$68,540,805	$68,540,805
Other State Revenues	$11,933,682	$63,773,913	$75,707,595	$7,387,084	$65,794,710	$73,181,794
Other Local Revenues	$3,099,745	$4,477,940	$7,577,685	$1,368,276	$4,109,200	$5,477,476
TOTAL - REVENUES	$382,081,347	$99,576,706	$481,658,052	$374,305,471	$140,151,567	$514,457,038
EXPENDITURES (summary by object code)	Unrestricted	Restricted	TOTAL	Unrestricted	Restricted	TOTAL
1100 Teacher Salaries	$134,773,677	$30,343,743	$165,117,420	$130,161,928	$38,234,793	$168,396,721
1200 Certificated Pupil Support Salaries	$9,134,328	$4,514,837	$13,649,165	$8,760,499	$5,225,343	$13,985,842
1300 Certificated Supervisor/Admin Salaries	$16,988,984	$2,803,306	$19,792,290	$16,613,213	$2,882,159	$19,495,372
1900 Other Certificated Salaries	$4,633,828	$4,706,754	$9,340,582	$4,086,887	$5,541,089	$9,627,976
Total: 1000 - Certificated Salaries	$165,530,817	$42,368,640	$207,899,457	$159,622,527	$51,883,384	$211,505,911
2100 Classroom Instructional Aide Salaries	$1,106,918	$12,802,569	$13,909,487	$1,133,980	$12,679,222	$13,813,202
2200 Classified Support Salaries	$17,330,661	$9,774,834	$27,105,495	$16,609,198	$9,880,937	$26,490,135
2300 Classified Supervisor/Admin Salaries	$5,239,784	$3,303,459	$8,543,243	$5,097,146	$3,464,850	$8,561,996
2400 Clerical/Office Salaries	$15,771,801	$1,670,274	$17,442,074	$15,820,102	$1,766,030	$17,586,132
2900 Other Classified Salaries	$1,080,806	$1,588,699	$2,669,505	$1,325,223	$1,428,392	$2,753,615
Total: 2000 - Classified Salaries	$40,529,970	$29,139,834	$69,669,804	$39,985,649	$29,219,431	$69,205,080
3100 State Teachers Retirement System	$27,469,910	$31,317,419	$58,787,330	$25,477,324	$27,915,486	$53,392,810
3200 Public Employees Retirement System	$7,741,598	$5,812,819	$13,554,417	$8,041,298	$6,565,639	$14,606,937
3300 OADHI	$5,347,413	$2,833,870	$8,181,283	$5,330,751	$3,086,484	$8,417,235
3400 Health Benefits	$37,790,468	$16,734,105	$54,524,574	$36,035,224	$17,273,192	$53,308,416
3500 State Unemployment Insurance	$104,047	$35,883	$139,930	$100,714	$39,665	$140,379
3600 Workers Compensation Insurance	$3,922,850	$1,365,833	$5,288,682	$3,925,827	$1,500,989	$5,426,816
3700 Retiree Benefits	$3,860,781	$1,666,800	$5,527,581	$4,001,524	$1,825,916	$5,827,440
3900 Other Benefits	$2,862,582	$1,201,864	$4,064,446	$2,810,771	$1,273,606	$4,084,377
Total: 3000 - Employee Benefits	$89,099,649	$60,968,593	$150,068,242	$85,723,433	$59,480,977	$145,204,410
4100 Approved Textbooks/Core Curriculum	$2,868	$5,767,055	$5,769,923	$586	$5,348,475	$5,349,061
4200 Books and Other Reference Materials	$252,643	$697,644	$950,287	$377,969	$1,103,581	$1,481,550
4300 Materials and Supplies	$4,178,236	$5,908,749	$10,086,985	$7,472,760	$26,718,017	$34,190,777
4400 Non-Capitalized Equipment	$522,083	$1,345,497	$1,867,579	$672,486	$3,888,054	$4,560,540
4700 Food	$0	$24,203	$24,203	$0	$7,683	$7,683
Total: 4000 - Books and Supplies	$4,955,829	$13,743,149	$18,698,978	$8,523,801	$37,065,810	$45,589,611
5100 Subagreements for Service	$715,753	$5,785,417	$6,501,170	$387,148	$6,396,419	$6,783,567
5200 Travel and Conference Fees	$572,842	$498,882	$1,071,725	$602,173	$350,550	$952,723
5300 Dues and Memberships	$139,880	$42,375	$182,255	$131,132	$94,179	$225,311
5400 Insurance	$2,337,582	$0	$2,337,582	$2,845,140	$0	$2,845,140
5500 Utilities	$6,594,364	$0	$6,594,364	$7,224,082	$0	$7,224,082
5600 Rentals, Leases and Repairs	$723,891	$358,716	$1,082,607	$1,040,734	$353,944	$1,394,678
5700 Direct Costs Transfers	-$2,691,771	-$1,768,036	-$4,459,808	-$982,831	-$4,617,669	-$5,600,500
5800 Professional/Consultants/Operating Servi	$7,218,019	$4,210,686	$11,428,705	$7,837,623	$8,241,022	$16,078,645
5900 Communications	$894,906	$154,184	$1,049,090	$1,718,610	$461,236	$2,179,846
Total: 5000 - Other Operational Expenses	$16,505,466	$9,282,224	$25,787,690	$20,803,811	$11,279,681	$32,083,492
6200 Buildings and Building Improvements	$0	$0	$0	$0	$0	$0
6400 Equipment	$0	$571,360	$571,360	$147,000	$551,783	$698,783
6500 Equipment Replacements	$22,000	$0	$22,000	$52,761	$146,000	$198,761
Total: 6000 - Capital Outlay	$22,000	$571,360	$593,360	$199,761	$697,783	$897,544
7100 Tuition	$710,463	$120,016	$830,479	$710,463	$0	$710,463
7300 Direct Support/Indirect Costs	-$5,234,907	$4,068,898	-$1,166,009	-$7,630,345	$6,307,582	-$1,322,763
7400 Debt Service	$300,063	$0	$300,063	$299,942	$0	$299,942
Total: 7000 - Other	-$4,224,382	$4,188,914	-$35,468	-$6,619,940	$6,307,582	-$312,358
Total: 1000-7999 TOTAL ALL EXPENDITU	$312,419,348	$160,262,715	$472,682,063	$308,239,042	$195,934,648	$504,173,690
Net Increase (-Decrease) in Fund Balance	$69,661,998	-$60,686,009	$8,975,990	$66,066,429	-$55,783,081	$10,283,348
OTHER FINANCING SOURCES/USES						
Interfund Transfers IN	$4,500	$0	$4,500	$0	$0	$0
Interfund Transfers OUT	$7,699,454	$5,803,681	$13,503,135	$3,727,872	$6,918,848	$10,646,720
Other Sources	$0	$0	$0	$0	$0	$0
Other Uses	$0	$0	$0	$0	$0	$0
Contributions	-$55,750,933	$55,750,933	$0	-$55,097,683	$55,097,683	$0
TOTAL - OTHER SOURCES / USES	-$63,445,887	$49,947,252	-$13,498,635	-$58,825,555	$48,178,835	-$10,646,720
Net Increase (-Decrease) in Fund Balanc	$6,216,111	-$10,738,757	-$4,522,646	$7,240,874	-$7,604,246	-$363,372
FUND BALANCE, RESERVES						
Beginning Balance as of July 1	$45,145,935	$37,703,144	$82,849,079	$51,362,046	$26,964,387	$78,326,433
Ending Fund Balance as of June 30 (before Reserves	$51,362,046	$26,964,387	$78,326,433	$58,602,920	$19,360,141	$77,963,061
Components of Ending Fund Balance						
a) Nonspendable (Revolving cash,Stores,Prepai	$276,405	$238,972	$515,377	$500,000	$0	$500,000
b) Restricted	$0	$26,725,416	$26,725,416	$0	$19,360,141	$19,360,141
c) Committed: Stabilization Arrangement	$0	$0	$0	$0	$0	$0
d) Assigned	$0	$0	$0	$0	$0	$0
Assigned-Strategic Plan	$912,000	$0	$912,000	$762,000	$0	$762,000
Assigned-LCFF Supplementa	$4,330,412	$0	$4,330,412	$3,135,507	$0	$3,135,507
e) Reserve For Economic Uncertainties	$9,725,000	$0	$9,725,000	$10,300,000	$0	$10,300,000
Unassigned/unappropriated Amount	$36,118,229	$0	$36,118,229	$43,905,413	$0	$43,905,413

REVENUES	2021-22 Projected Unrestricted	2021-22 Projected Restricted	2021-22 Projected TOTAL	2022-23 Projected Unrestricted	2022-23 Projected Restricted	2022-23 Projected TOTAL
Local Control Funding Formula Sources	$376,150,565	$1,772,395	$377,922,960	$378,150,483	$1,772,395	$379,922,878
Federal Revenues	$0	$32,350,206	$32,350,206	$0	$31,842,590	$31,842,590
Other State Revenues	$7,607,309	$61,255,602	$68,862,911	$7,675,775	$61,330,081	$69,005,856
Other Local Revenues	$1,304,100	$4,349,968	$5,654,068	$1,304,100	$4,349,968	$5,654,068
TOTAL - REVENUES	$385,061,974	$99,728,171	$484,790,145	$387,130,358	$99,295,034	$486,425,392
EXPENDITURES (summary by object code)	Unrestricted	Restricted	TOTAL	Unrestricted	Restricted	TOTAL
1100 Teacher Salaries	$132,530,625	$30,912,108	$163,442,733	$132,670,155	$31,261,260	$163,931,415
1200 Certificated Pupil Support Salaries	$8,839,344	$4,955,992	$13,795,336	$8,918,898	$5,000,596	$13,919,494
1300 Certificated Supervisor/Admin Salaries	$16,840,021	$2,710,424	$19,550,445	$16,974,741	$2,732,107	$19,706,848
1900 Other Certificated Salaries	$4,118,760	$4,850,225	$8,968,985	$4,155,829	$4,895,492	$9,051,321
Total: 1000 - Certificated Salaries	$162,328,750	$43,428,749	$205,757,499	$162,719,623	$43,889,455	$206,609,078
2100 Classroom Instructional Aide Salaries	$1,156,264	$12,648,218	$13,804,482	$1,166,670	$12,762,018	$13,928,688
2200 Classified Support Salaries	$17,062,916	$9,535,793	$26,598,709	$17,893,880	$9,642,230	$27,536,110
2300 Classified Supervisor/Admin Salaries	$5,202,058	$3,394,807	$8,596,865	$5,248,877	$3,425,360	$8,674,237
2400 Clerical/Office Salaries	$16,326,500	$1,592,233	$17,918,733	$16,473,438	$1,606,563	$18,080,001
2900 Other Classified Salaries	$1,337,150	$1,487,034	$2,824,184	$1,349,184	$1,562,919	$2,912,103
Total: 2000 - Classified Salaries	$41,084,888	$28,658,085	$69,742,973	$42,132,049	$28,999,090	$71,131,139
3100 State Teachers Retirement System	$25,546,354	$26,448,112	$51,994,466	$28,947,537	$27,386,231	$56,333,768
3200 Public Employees Retirement System	$9,187,987	$7,170,428	$16,358,415	$10,782,467	$8,295,028	$19,077,495
3300 OADHI	$5,454,870	$2,916,439	$8,371,309	$5,541,469	$2,950,094	$8,491,563
3400 Health Benefits	$37,537,894	$17,377,089	$54,914,983	$39,888,048	$18,979,219	$58,867,267
3500 State Unemployment Insurance	$102,641	$35,155	$137,796	$103,383	$35,549	$138,932
3600 Workers Compensation Insurance	$4,124,036	$1,367,564	$5,491,600	$4,194,848	$1,397,563	$5,592,411
3700 Retiree Benefits	$4,410,742	$1,788,790	$6,199,532	$4,496,513	$1,822,207	$6,318,720
3900 Other Benefits	$2,879,304	$1,179,303	$4,058,607	$3,054,149	$1,199,007	$4,253,156
Total: 3000 - Employee Benefits	$89,243,828	$58,282,880	$147,526,708	$97,008,414	$62,064,898	$159,073,312
4100 Approved Textbooks/Core Curriculum	$586	$3,303,947	$3,304,533	$586	$3,975,618	$3,976,204
4200 Books and Other Reference Materials	$377,969	$754,649	$1,132,618	$377,969	$754,649	$1,132,618
4300 Materials and Supplies	$7,473,970	$9,036,316	$16,510,286	$7,557,205	$7,636,885	$15,194,090
4400 Non-Capitalized Equipment	$668,507	$3,136,607	$3,805,114	$668,507	$3,014,183	$3,682,690
4700 Food	$0	$7,683	$7,683	$0	$7,683	$7,683
Total: 4000 - Books and Supplies	$8,521,032	$16,239,202	$24,760,234	$8,604,267	$15,389,018	$23,993,285
5100 Subagreements for Service	$387,148	$6,375,784	$6,762,932	$387,148	$6,439,571	$6,826,719
5200 Travel and Conference Fees	$602,173	$350,550	$952,723	$602,173	$350,550	$952,723
5300 Dues and Memberships	$131,132	$94,179	$225,311	$131,132	$94,179	$225,311
5400 Insurance	$3,640,871	$0	$3,640,871	$3,989,958	$0	$3,989,958
5500 Utilities	$7,476,925	$0	$7,476,925	$7,701,233	$0	$7,701,233
5600 Rentals, Leases and Repairs	$1,040,734	$351,536	$1,392,270	$1,040,734	$351,536	$1,392,270
5700 Direct Costs Transfers	-$982,831	-$4,630,290	-$5,613,121	-$982,831	-$4,630,290	-$5,613,121
5800 Professional/Consultants/Operating Servi	$6,107,738	$2,730,799	$8,838,537	$6,282,738	$2,585,911	$8,868,649
5900 Communications	$1,718,610	$179,452	$1,898,062	$1,718,610	$179,452	$1,898,062
Total: 5000 - Other Operational Expenses	$20,122,500	$5,452,010	$25,574,510	$20,870,895	$5,370,909	$26,241,804
6200 Buildings and Building Improvement	$0	$0	$0	$0	$0	$0
6400 Equipment	$0	$551,783	$551,783	$0	$551,783	$551,783
6500 Equipment Replacements	$17,761	$146,000	$163,761	$17,761	$146,000	$163,761
Total: 6000 - Capital Outlay	$17,761	$697,783	$715,544	$17,761	$697,783	$715,544
7100 Tuition	$710,463	$0	$710,463	$710,463	$0	$710,463
7300 Direct Support/Indirect Costs	-$6,620,036	$5,303,908	-$1,316,128	-$6,634,658	$5,427,452	-$1,207,206
7400 Debt Service	$299,942	$0	$299,942	$299,942	$0	$299,942
Total: 7000 - Other	-$5,609,631	$5,303,908	-$305,723	-$5,624,253	$5,427,452	-$196,801
Total: 1000-7999 TOTAL ALL EXPENDITU	$315,709,128	$158,062,617	$473,771,745	$325,728,756	$161,838,605	$487,567,361
Net Increase (-Decrease) in Fund Balance	$69,352,846	-$58,334,446	$11,018,400	$61,401,602	-$62,543,571	-$1,141,969
OTHER FINANCING SOURCES/USES						
Interfund Transfers IN	$0	$0	$0	$0	$0	$0
Interfund Transfers OUT	$2,227,872	$2,003,848	$4,231,720	$2,227,872	$2,003,848	$4,231,720
Other Sources	$0	$0	$0	$0	$0	$0
Other Uses	$0	$0	$0	$0	$0	$0
Contributions	-$55,707,889	$55,707,889	$0	-$58,620,343	$58,620,343	$0
TOTAL - OTHER SOURCES / USES	-$57,935,761	$53,704,041	-$4,231,720	-$60,848,215	$56,616,495	-$4,231,720
Net Increase (-Decrease) in Fund Balanc	$11,417,085	-$4,630,405	$6,786,680	$553,387	-$5,927,076	-$5,373,689
FUND BALANCE, RESERVES						
Beginning Balance as of July 1	$58,602,920	$19,360,141	$77,963,061	$70,020,005	$14,729,736	$84,749,741
Ending Fund Balance as of June 30 (before Reserves	$70,020,005	$14,729,736	$84,749,741	$70,573,392	$8,802,661	$79,376,052
Components of Ending Fund Balance						
a) Nonspendable (Revolving cash,Stores,Prepai	$500,000	$0	$500,000	$500,000	$0	$500,000
b) Restricted	$0	$14,729,736	$14,729,736	$0	$8,802,661	$8,802,661
c) Committed: Stabilization Arrangement	$0	$0	$0	$0	$0	$0
d) Assigned	$0	$0	$0	$0	$0	$0
Assigned-Strategic Plan	$762,000	$0	$762,000	$762,000	$0	$762,000
Assigned-LCFF Supplemental	$3,656,371	$0	$3,656,371	$3,834,950	$0	$3,834,950
e) Reserve For Economic Uncertainties	$9,565,000	$0	$9,565,000	$9,840,000	$0	$9,840,000
Unassigned/unappropriated Amount	$55,536,634	$0	$55,536,634	$55,636,442	$0	$55,636,442

Provide methodology and assumptions used to estimate ADA, enrollment, revenues, expenditures, reserves and fund balance, and multiyear commitments (including cost-of-living adjustments).

Deviations from the standards must be explained and may affect the interim certification.

CRITERIA AND STANDARDS

1. CRITERION: Average Daily Attendance

STANDARD: Funded average daily attendance (ADA) for any of the current fiscal year or two subsequent fiscal years has not changed by more than two percent since first interim projections.

District's ADA Standard Percentage Range: **-2.0% to +2.0%**

1A. Calculating the District's ADA Variances

DATA ENTRY: First Interim data that exist will be extracted into the first column, otherwise, enter data for all fiscal years. Second Interim Projected Year Totals data that exist for the current year will be extracted; otherwise, enter data for all fiscal years. Enter district regular ADA and charter school ADA corresponding to financial data reported in the General Fund, only, for all fiscal years.

Estimated Funded ADA

Fiscal Year	First Interim Projected Year Totals (Form 01CSI, Item 1A)	Second Interim Projected Year Totals (Form AI, Lines A4 and C4)	Percent Change	Status
Current Year (2020-21)				
District Regular	37,436.91	37,436.91		
Charter School	0.00	0.00		
Total ADA	**37,436.91**	**37,436.91**	**0.0%**	**Met**
1st Subsequent Year (2021-22)				
District Regular	37,534.49	37,126.39		
Charter School				
Total ADA	**37,534.49**	**37,126.39**	**-1.1%**	**Met**
2nd Subsequent Year (2022-23)				
District Regular	37,534.49	36,812.83		
Charter School				
Total ADA	**37,534.49**	**36,812.83**	**-1.9%**	**Met**

1B. Comparison of District ADA to the Standard

DATA ENTRY: Enter an explanation if the standard is not met.

1a. STANDARD MET - Funded ADA has not changed since first interim projections by more than two percent in any of the current year or two subsequent fiscal years.

Explanation:
(required if NOT met)

2. CRITERION: Enrollment

STANDARD: Projected enrollment for any of the current fiscal year or two subsequent fiscal years has not changed by more than two percent since first interim projections.

District's Enrollment Standard Percentage Range: **-2.0% to +2.0%**

2A. Calculating the District's Enrollment Variances

DATA ENTRY: First Interim data that exist will be extracted; otherwise, enter data into the first column for all fiscal years. Enter data in the second column for all fiscal years. Enter district regular enrollment and charter school enrollment corresponding to financial data reported in the General Fund, only, for all fiscal years.

Fiscal Year	Enrollment First Interim (Form 01CSI, Item 2A)	Enrollment Second Interim CBEDS/Projected	Percent Change	Status
Current Year (2020-21)				
District Regular	39,521	39,045		
Charter School				
Total Enrollment	**39,521**	**39,045**	**-1.2%**	**Met**
1st Subsequent Year (2021-22)				
District Regular	39,521	39,045		
Charter School				
Total Enrollment	**39,521**	**39,045**	**-1.2%**	**Met**
2nd Subsequent Year (2022-23)				
District Regular	39,521	39,045		
Charter School				
Total Enrollment	**39,521**	**39,045**	**-1.2%**	**Met**

2B. Comparison of District Enrollment to the Standard

DATA ENTRY: Enter an explanation if the standard is not met.

1a. STANDARD MET - Enrollment projections have not changed since first interim projections by more than two percent for the current year and two subsequent fiscal years.

Explanation:
(required if NOT met)

3. CRITERION: ADA to Enrollment

STANDARD: Projected second period (P-2) average daily attendance (ADA) to enrollment ratio for any of the current fiscal year or two subsequent fiscal years has not increased from the historical average ratio from the three prior fiscal years by more than one half of one percent (0.5%).

3A. Calculating the District's ADA to Enrollment Standard

DATA ENTRY: Unaudited Actuals data that exist will be extracted into the P-2 ADA column for the First Prior Year; otherwise, enter First Prior Year data. P-2 ADA for the second and third prior years are preloaded. First Interim data that exist will be extracted into the Enrollment column; otherwise, enter Enrollment data for all fiscal years. Data should reflect district regular and charter school ADA/enrollment corresponding to financial data reported in the General Fund, only, for all fiscal years.

Fiscal Year	P-2 ADA Unaudited Actuals (Form A, Lines A4 and C4)	Enrollment CBEDS Actual (Form 01CSI, Item 3A)	Historical Ratio of ADA to Enrollment
Third Prior Year (2017-18)			
District Regular	37,666	39,804	
Charter School			
Total ADA/Enrollment	**37,666**	**39,804**	**94.6%**
Second Prior Year (2018-19)			
District Regular	37,694	39,779	
Charter School			
Total ADA/Enrollment	**37,694**	**39,779**	**94.8%**
First Prior Year (2019-20)			
District Regular	37,437	39,528	
Charter School			
Total ADA/Enrollment	**37,437**	**39,528**	**94.7%**
		Historical Average Ratio:	94.7%
		District's ADA to Enrollment Standard (historical average ratio plus 0.5%):	**95.2%**

3B. Calculating the District's Projected Ratio of ADA to Enrollment

DATA ENTRY: Estimated P-2 ADA will be extracted into the first column for the Current Year; enter data in the first column for the subsequent fiscal years. Data should reflect district regular and charter school ADA/enrollment corresponding to financial data reported in the General Fund, only, for all fiscal years. All other data are extracted.

Fiscal Year	Estimated P-2 ADA (Form AI, Lines A4 and C4)	Enrollment CBEDS/Projected (Criterion 2, Item 2A)	Ratio of ADA to Enrollment	Status
Current Year (2020-21)				
District Regular	37,437	39,045		
Charter School	0			
Total ADA/Enrollment	**37,437**	**39,045**	**95.9%**	**Not Met**
1st Subsequent Year (2021-22)				
District Regular	37,126	39,045		
Charter School				
Total ADA/Enrollment	**37,126**	**39,045**	**95.1%**	**Met**
2nd Subsequent Year (2022-23)				
District Regular	36,813	39,045		
Charter School				
Total ADA/Enrollment	**36,813**	**39,045**	**94.3%**	**Met**

3C. Comparison of District ADA to Enrollment Ratio to the Standard

DATA ENTRY: Enter an explanation if the standard is not met.

1a. STANDARD NOT MET - Projected P-2 ADA to enrollment ratio exceeds the standard in any of the current year or two subsequent fiscal years. Provide reasons why the projected ratio exceeds the district's historical average ratio by more than 0.5%.

Explanation:
(required if NOT met)

FY 20-21 due to COVID-19 enrollment has declined.

4. CRITERION: LCFF Revenue

STANDARD: Projected LCFF revenue for any of the current fiscal year or two subsequent fiscal years has not changed by more than two percent since first interim projections.

District's LCFF Revenue Standard Percentage Range: **-2.0% to +2.0%**

4A. Calculating the District's Projected Change in LCFF Revenue

DATA ENTRY: First Interim data that exist will be extracted; otherwise, enter data into the first column. In the Second Interim column, Current Year data are extracted; enter data for the two subsequent years.

Fiscal Year	LCFF Revenue (Fund 01, Objects 8011, 8012, 8020-8089) First Interim (Form 01CSI, Item 4A)	Second Interim Projected Year Totals	Percent Change	Status
Current Year (2020-21)	393,368,820.00	393,375,106.00	0.0%	Met
1st Subsequent Year (2021-22)	394,858,206.00	404,153,861.00	2.4%	Not Met
2nd Subsequent Year (2022-23)	394,858,206.00	406,336,129.00	2.9%	Not Met

4B. Comparison of District LCFF Revenue to the Standard

DATA ENTRY: Enter an explanation if the standard is not met.

1a. STANDARD NOT MET - Projected LCFF revenue has changed since first interim projections by more than two percent in any of the current year or two subsequent fiscal years. Provide reasons why the change(s) exceed the standard and a description of the methods and assumptions used in projecting LCFF revenue.

Explanation:
(required if NOT met)

FY 21/22 Frist Interim was budgeted -0- COLA. Second Interim is budgeted 3.84% COLA. FY 22/23 First Interim was budget with -0- COLA. Second Iterim is budgeted 1.28% COLA.

5. CRITERION: Salaries and Benefits

STANDARD: Projected ratio of total unrestricted salaries and benefits to total unrestricted general fund expenditures for any of the current fiscal year or two subsequent fiscal years has not changed from the historical average ratio from the three prior fiscal years by more than the greater of three percent or the district's required reserves percentage.

5A. Calculating the District's Historical Average Ratio of Unrestricted Salaries and Benefits to Total Unrestricted General Fund Expenditures

DATA ENTRY: Unaudited Actuals data that exist for the First Prior Year will be extracted; otherwise, enter data for the First Prior Year. Unaudited Actuals data for the second and third prior years are preloaded.

Fiscal Year	Unaudited Actuals - Unrestricted (Resources 0000-1999) Salaries and Benefits (Form 01, Objects 1000-3999)	Total Expenditures (Form 01, Objects 1000-7499)	Ratio of Unrestricted Salaries and Benefits to Total Unrestricted Expenditures
Third Prior Year (2017-18)	276,475,812.16	295,289,778.60	93.6%
Second Prior Year (2018-19)	297,066,392.84	317,141,738.30	93.7%
First Prior Year (2019-20)	295,160,436.01	312,419,348.33	94.5%
		Historical Average Ratio:	93.9%

	Current Year (2020-21)	1st Subsequent Year (2021-22)	2nd Subsequent Year (2022-23)
District's Reserve Standard Percentage (Criterion 10B, Line 4)	2.0%	2.0%	2.0%
District's Salaries and Benefits Standard (historical average ratio, plus/minus the greater of 3% or the district's reserve standard percentage):	**90.9% to 96.9%**	**90.9% to 96.9%**	**90.9% to 96.9%**

5B. Calculating the District's Projected Ratio of Unrestricted Salaries and Benefits to Total Unrestricted General Fund Expenditures

DATA ENTRY: If Form MYPI exists, Projected Year Totals data for the two subsequent years will be extracted; if not, enter Projected Year Totals data. Projected Year Totals data for Current Year are extracted.

Fiscal Year	Projected Year Totals - Unrestricted (Resources 0000-1999) Salaries and Benefits (Form 01I, Objects 1000-3999) (Form MYPI, Lines B1-B3)	Total Expenditures (Form 01I, Objects 1000-7499) (Form MYPI, Lines B1-B8, B10)	Ratio of Unrestricted Salaries and Benefits to Total Unrestricted Expenditures	Status
Current Year (2020-21)	285,331,609.00	308,239,042.00	92.6%	Met
1st Subsequent Year (2021-22)	292,657,466.00	315,709,128.00	92.7%	Met
2nd Subsequent Year (2022-23)	301,860,086.00	325,728,756.00	92.7%	Met

5C. Comparison of District Salaries and Benefits Ratio to the Standard

DATA ENTRY: Enter an explanation if the standard is not met.

1a. STANDARD MET - Ratio of total unrestricted salaries and benefits to total unrestricted expenditures has met the standard for the current year and two subsequent fiscal years.

Explanation:
(required if NOT met)

6. CRITERION: Other Revenues and Expenditures

STANDARD: Projected operating revenues (including federal, other state and other local) or expenditures (including books and supplies, and services and other operating), for any of the current fiscal year or two subsequent fiscal years, have not changed by more than five percent since first interim projections.

Changes that exceed five percent in any major object category must be explained.

District's Other Revenues and Expenditures Standard Percentage Range:	**-5.0% to +5.0%**
District's Other Revenues and Expenditures Explanation Percentage Range:	**-5.0% to +5.0%**

6A. Calculating the District's Change by Major Object Category and Comparison to the Explanation Percentage Range

DATA ENTRY: First Interim data that exist will be extracted; otherwise, enter data into the first column. Second Interim data for the Current Year are extracted. If Second Interim Form MYPI exists, data for the two subsequent years will be extracted; if not, enter data for the two subsequent years into the second column.

Explanations must be entered for each category if the percent change for any year exceeds the district's explanation percentage range.

Object Range / Fiscal Year	First Interim Projected Year Totals (Form 01CSI, Item 6A)	Second Interim Projected Year Totals (Fund 01) (Form MYPI)	Percent Change	Change Is Outside Explanation Range
Federal Revenue (Fund 01, Objects 8100-8299) (Form MYPI, Line A2)				
Current Year (2020-21)	69,358,526.00	68,540,805.00	-1.2%	No
1st Subsequent Year (2021-22)	33,919,296.00	32,350,206.00	-4.6%	No
2nd Subsequent Year (2022-23)	34,168,987.00	31,842,590.00	-6.8%	Yes

Explanation: (required if Yes)
FY 22/23 the decrease is primarily due to reduced CEIS revenue ($472K)

Other State Revenue (Fund 01, Objects 8300-8599) (Form MYPI, Line A3)				
Current Year (2020-21)	74,057,434.00	73,181,794.00	-1.2%	No
1st Subsequent Year (2021-22)	69,739,756.00	68,862,911.00	-1.3%	No
2nd Subsequent Year (2022-23)	69,739,756.00	69,005,856.00	-1.1%	No

Explanation: (required if Yes)

Other Local Revenue (Fund 01, Objects 8600-8799) (Form MYPI, Line A4)				
Current Year (2020-21)	5,809,825.00	5,477,476.00	-5.7%	Yes
1st Subsequent Year (2021-22)	5,986,417.00	5,654,068.00	-5.6%	Yes
2nd Subsequent Year (2022-23)	5,986,417.00	5,654,068.00	-5.6%	Yes

Explanation: (required if Yes)
Decreases are attributed to updated projections for local revenue. The most notable changes are interest revenue of ($672K) and donations $294K

Books and Supplies (Fund 01, Objects 4000-4999) (Form MYPI, Line B4)				
Current Year (2020-21)	54,845,699.00	45,589,611.00	-16.9%	Yes
1st Subsequent Year (2021-22)	28,370,440.00	24,760,234.00	-12.7%	Yes
2nd Subsequent Year (2022-23)	24,718,804.00	23,993,285.00	-2.9%	No

Explanation: (required if Yes)
The decrease in planned expenditure for 20/21 is primarily due to the reclassification of one-time COVID funds. FY 21/22 budgeted change is due to the change of COVID fund expenditures.

Services and Other Operating Expenditures (Fund 01, Objects 5000-5999) (Form MYPI, Line B5)				
Current Year (2020-21)	30,698,184.00	32,083,492.00	4.5%	No
1st Subsequent Year (2021-22)	26,609,534.00	25,574,510.00	-3.9%	No
2nd Subsequent Year (2022-23)	27,207,224.00	26,241,804.00	-3.5%	No

Explanation: (required if Yes)

6B. Calculating the District's Change in Total Operating Revenues and Expenditures

DATA ENTRY: All data are extracted or calculated.

Object Range / Fiscal Year	First Interim Projected Year Totals	Second Interim Projected Year Totals	Percent Change	Status
Total Federal, Other State, and Other Local Revenue (Section 6A)				
Current Year (2020-21)	149,225,785.00	147,200,075.00	-1.4%	Met
1st Subsequent Year (2021-22)	109,645,469.00	106,867,185.00	-2.5%	Met
2nd Subsequent Year (2022-23)	109,895,160.00	106,502,514.00	-3.1%	Met
Total Books and Supplies, and Services and Other Operating Expenditures (Section 6A)				
Current Year (2020-21)	85,543,883.00	77,673,103.00	-9.2%	Not Met
1st Subsequent Year (2021-22)	54,979,974.00	50,334,744.00	-8.4%	Not Met
2nd Subsequent Year (2022-23)	51,926,028.00	50,235,089.00	-3.3%	Met

6C. Comparison of District Total Operating Revenues and Expenditures to the Standard Percentage Range

DATA ENTRY: Explanations are linked from Section 6A if the status in Section 6B is Not Met; no entry is allowed below.

1a. STANDARD MET - Projected total operating revenues have not changed since first interim projections by more than the standard for the current year and two subsequent fiscal years.

Explanation: Federal Revenue (linked from 6A if NOT met)

Explanation: Other State Revenue (linked from 6A if NOT met)

Explanation: Other Local Revenue (linked from 6A if NOT met)

1b. STANDARD NOT MET - One or more total operating expenditures have changed since first interim projections by more than the standard in one or more of the current year or two subsequent fiscal years. Reasons for the projected change, descriptions of the methods and assumptions used in the projections, and what changes, if any, will be made to bring the projected operating revenues within the standard must be entered in Section 6A above and will also display in the explanation box below.

Explanation: Books and Supplies (linked from 6A if NOT met)

The decrease in planned expenditure for 20/21 is primarily due to the reclassification of one-time COVID funds. FY 21/22 budgeted change is due to the change of COVID fund expenditures.

Explanation: Services and Other Exps (linked from 6A if NOT met)

7. CRITERION: Facilities Maintenance

STANDARD: Identify changes that have occurred since first interim projections in the projected contributions for facilities maintenance funding as required pursuant to Education Code Section 17070.75, or in how the district is providing adequately to preserve the functionality of its facilities for their normal life in accordance with Education Code sections 52060(d)(1) and 17002(d)(1).

Determining the District's Compliance with the Contribution Requirement for EC Section 17070.75 - Ongoing and Major Maintenance/Restricted Maintenance Account (OMMA/RMA)

NOTE: EC Section 17070.75 requires the district to deposit into the account a minimum amount equal to or greater than three percent of the total general fund expenditures and other financing uses for that fiscal year.

DATA ENTRY: Enter the Required Minimum Contribution if First Interim data does not exist. First Interim data that exist will be extracted; otherwise, enter First Interim data into lines 1, if applicable, and 2. All other data are extracted.

		Required Minimum Contribution	Second Interim Contribution Projected Year Totals (Fund 01, Resource 8150, Objects 8900-8999)	Status
1.	OMMA/RMA Contribution	14,257,593.30	14,257,594.00	Met
2.	First Interim Contribution (information only) (Form 01CSI, First Interim, Criterion 7, Line 1)		14,257,594.00	

If status is not met, enter an X in the box that best describes why the minimum required contribution was not made:

	Not applicable (district does not participate in the Leroy F. Greene School Facilities Act of 1998)
	Exempt (due to district's small size [EC Section 17070.75 (b)(2)(E)])
	Other (explanation must be provided)

Explanation: (required if NOT met and Other is marked)

8. CRITERION: Deficit Spending

STANDARD: Unrestricted deficit spending (total unrestricted expenditures and other financing uses is greater than total unrestricted revenues and other financing sources) as a percentage of total unrestricted expenditures and other financing uses, has not exceeded one-third of the district's available reserves[1] as a percentage of total expenditures and other financing uses[2] in any of the current fiscal year or two subsequent fiscal years.

[1]Available reserves are the unrestricted amounts in the Stabilization Arrangements, Reserve for Economic Uncertainties, and Unassigned/Unappropriated accounts in the General Fund and the Special Reserve Fund for Other Than Capital Outlay Projects. Available reserves will be reduced by any negative ending balances in restricted resources in the General Fund.

[2]A school district that is the Administrative Unit of a Special Education Local Plan Area (SELPA) may exclude from its expenditures the distribution of funds to its participating members.

8A. Calculating the District's Deficit Spending Standard Percentage Levels

DATA ENTRY: All data are extracted or calculated.

	Current Year (2020-21)	1st Subsequent Year (2021-22)	2nd Subsequent Year (2022-23)
District's Available Reserve Percentages (Criterion 10C, Line 9)	10.5%	13.6%	13.3%
District's Deficit Spending Standard Percentage Levels (one-third of available reserve percentage):	**3.5%**	**4.5%**	**4.4%**

8B. Calculating the District's Deficit Spending Percentages

DATA ENTRY: Current Year data are extracted. If Form MYPI exists, data for the two subsequent years will be extracted; if not, enter data for the two subsequent years into the first and second columns.

Fiscal Year	Projected Year Totals: Net Change in Unrestricted Fund Balance (Form 01I, Section E) (Form MYPI, Line C)	Projected Year Totals: Total Unrestricted Expenditures and Other Financing Uses (Form 01I, Objects 1000-7999) (Form MYPI, Line B11)	Deficit Spending Level (If Net Change in Unrestricted Fund Balance is negative, else N/A)	Status
Current Year (2020-21)	7,240,874.00	311,966,914.00	N/A	Met
1st Subsequent Year (2021-22)	11,417,085.00	317,937,000.00	N/A	Met
2nd Subsequent Year (2022-23)	553,387.00	327,956,628.00	N/A	Met

8C. Comparison of District Deficit Spending to the Standard

DATA ENTRY: Enter an explanation if the standard is not met.

1a. STANDARD MET - Unrestricted deficit spending, if any, has not exceeded the standard percentage level in any of the current year or two subsequent fiscal years.

Explanation:
(required if NOT met)

9. CRITERION: Fund and Cash Balances

A. FUND BALANCE STANDARD: Projected general fund balance will be positive at the end of the current fiscal year and two subsequent fiscal years.

9A-1. Determining if the District's General Fund Ending Balance is Positive

DATA ENTRY: Current Year data are extracted. If Form MYPI exists, data for the two subsequent years will be extracted; if not, enter data for the two subsequent years.

Fiscal Year	Ending Fund Balance General Fund Projected Year Totals (Form 01I, Line F2) (Form MYPI, Line D2)	Status
Current Year (2020-21)	77,963,061.07	Met
1st Subsequent Year (2021-22)	84,749,741.07	Met
2nd Subsequent Year (2022-23)	79,376,052.07	Met

9A-2. Comparison of the District's Ending Fund Balance to the Standard

DATA ENTRY: Enter an explanation if the standard is not met.

1a. STANDARD MET - Projected general fund ending balance is positive for the current fiscal year and two subsequent fiscal years.

Explanation:
(required if NOT met)

B. CASH BALANCE STANDARD: Projected general fund cash balance will be positive at the end of the current fiscal year.

9B-1. Determining if the District's Ending Cash Balance is Positive

DATA ENTRY: If Form CASH exists, data will be extracted; if not, data must be entered below.

Fiscal Year	Ending Cash Balance General Fund (Form CASH, Line F, June Column)	Status
Current Year (2020-21)	10,701,927.34	Met

9B-2. Comparison of the District's Ending Cash Balance to the Standard

DATA ENTRY: Enter an explanation if the standard is not met.

1a. STANDARD MET - Projected general fund cash balance will be positive at the end of the current fiscal year.

Explanation:
(required if NOT met)

10. CRITERION: Reserves

STANDARD: Available reserves[1] for any of the current fiscal year or two subsequent fiscal years are not less than the following percentages or amounts[2] as applied to total expenditures and other financing uses[3]:

DATA ENTRY: Current Year data are extracted. If Form MYPI exists, 1st and 2nd Subsequent Year data will be extracted. If not, enter district regular ADA and charter school ADA corresponding to financial data reported in the General Fund, only, for the two subsequent years.

Percentage Level	District ADA		
5% or $71,000 (greater of)	0	to	300
4% or $71,000 (greater of)	301	to	1,000
3%	1,001	to	30,000
2%	30,001	to	400,000
1%	400,001	and	over

[1] Available reserves are the unrestricted amounts in the Stabilization Arrangements, Reserve for Economic Uncertainties, and Unassigned/Unappropriated accounts in the General Fund and Special Reserve Fund for Other Than Capital Outlay Projects. Available reserves will be reduced by any negative ending balances in restricted resources in the General Fund.

[2] Dollar amounts to be adjusted annually by the prior year statutory cost-of-living adjustment (Education Code Section 42238), rounded to the nearest thousand.

[3] A school district that is the Administrative Unit (AU) of a Special Education Local Plan Area (SELPA) may exclude from its expenditures the distribution of funds to its participating members.

	Current Year (2020-21)	1st Subsequent Year (2021-22)	2nd Subsequent Year (2022-23)
District Estimated P-2 ADA (Current Year, Form AI, Lines A4 and C4. Subsequent Years, Form MYPI, Line F2, if available.)	37,437	37,126	36,813
District's Reserve Standard Percentage Level:	**2%**	**2%**	**2%**

10A. Calculating the District's Special Education Pass-through Exclusions (only for districts that serve as the AU of a SELPA)

DATA ENTRY: For SELPA AUs, if Form MYPI exists, all data will be extracted including the Yes/No button selection. If not, click the appropriate Yes or No button for item 1 and, if Yes, enter data for item 2a and for the two subsequent years in item 2b; Current Year data are extracted.

For districts that serve as the AU of a SELPA (Form MYPI, Lines F1a, F1b1, and F1b2):

1. Do you choose to exclude from the reserve calculation the pass-through funds distributed to SELPA members? Yes
2. If you are the SELPA AU and are excluding special education pass-through funds:
   a. Enter the name(s) of the SELPA(s): San Juan Unified School District

	Current Year Projected Year Totals (2020-21)	1st Subsequent Year (2021-22)	2nd Subsequent Year (2022-23)
b. Special Education Pass-through Funds (Fund 10, resources 3300-3499 and 6500-6540, objects 7211-7213 and 7221-7223)	4,422,805.00	4,791,286.00	4,791,286.00

10B. Calculating the District's Reserve Standard

DATA ENTRY: If Form MYPI exists, all data will be extracted or calculated. If not, enter data for line 1 for the two subsequent years; Current Year data are extracted.

	Current Year Projected Year Totals (2020-21)	1st Subsequent Year (2021-22)	2nd Subsequent Year (2022-23)
1. Expenditures and Other Financing Uses (Form 01I, objects 1000-7999) (Form MYPI, Line B11)	514,820,410.00	478,003,465.00	491,799,081.00
2. Plus: Special Education Pass-through (Criterion 10A, Line 2b, if Criterion 10A, Line 1 is No)			
3. Total Expenditures and Other Financing Uses (Line B1 plus Line B2)	514,820,410.00	478,003,465.00	491,799,081.00
4. Reserve Standard Percentage Level	2%	2%	2%
5. Reserve Standard - by Percent (Line B3 times Line B4)	10,296,408.20	9,560,069.30	9,835,981.62
6. Reserve Standard - by Amount ($71,000 for districts with less than 1,001 ADA, else 0)	0.00	0.00	0.00
7. **District's Reserve Standard (Greater of Line B5 or Line B6)**	**10,296,408.20**	**9,560,069.30**	**9,835,981.62**

10C. Calculating the District's Available Reserve Amount

DATA ENTRY: All data are extracted from fund data and Form MYPI. If Form MYPI does not exist, enter data for the two subsequent years.

Reserve Amounts (Unrestricted resources 0000-1999 except Line 4)	Current Year Projected Year Totals (2020-21)	1st Subsequent Year (2021-22)	2nd Subsequent Year (2022-23)
1. General Fund - Stabilization Arrangements (Fund 01, Object 9750) (Form MYPI, Line E1a)	0.00		
2. General Fund - Reserve for Economic Uncertainties (Fund 01, Object 9789) (Form MYPI, Line E1b)	10,300,000.00	9,565,000.00	9,840,000.00
3. General Fund - Unassigned/Unappropriated Amount (Fund 01, Object 9790) (Form MYPI, Line E1c)	43,905,412.72	55,536,633.72	55,636,441.72
4. General Fund - Negative Ending Balances in Restricted Resources (Fund 01, Object 979Z, if negative, for each of resources 2000-9999) (Form MYPI, Line E1d)	0.00	0.00	0.00
5. Special Reserve Fund - Stabilization Arrangements (Fund 17, Object 9750) (Form MYPI, Line E2a)	0.00		
6. Special Reserve Fund - Reserve for Economic Uncertainties (Fund 17, Object 9789) (Form MYPI, Line E2b)	0.00		
7. Special Reserve Fund - Unassigned/Unappropriated Amount (Fund 17, Object 9790) (Form MYPI, Line E2c)	0.00		
8. District's Available Reserve Amount (Lines C1 thru C7)	54,205,412.72	65,101,633.72	65,476,441.72
9. District's Available Reserve Percentage (Information only) (Line 8 divided by Section 10B, Line 3)	10.53%	13.62%	13.31%
District's Reserve Standard (Section 10B, Line 7):	**10,296,408.20**	**9,560,069.30**	**9,835,981.62**
Status:	Met	Met	Met

10D. Comparison of District Reserve Amount to the Standard

DATA ENTRY: Enter an explanation if the standard is not met.

1a. STANDARD MET - Available reserves have met the standard for the current year and two subsequent fiscal years.

Explanation:
(required if NOT met)

SUPPLEMENTAL INFORMATION

DATA ENTRY: Click the appropriate Yes or No button for items S1 through S4. Enter an explanation for each Yes answer.

S1. Contingent Liabilities

1a. Does your district have any known or contingent liabilities (e.g., financial or program audits, litigation, state compliance reviews) that have occurred since first interim projections that may impact the budget? — No

1b. If Yes, identify the liabilities and how they may impact the budget:

S2. Use of One-time Revenues for Ongoing Expenditures

1a. Does your district have ongoing general fund expenditures funded with one-time revenues that have changed since first interim projections by more than five percent? — No

1b. If Yes, identify the expenditures and explain how the one-time resources will be replaced to continue funding the ongoing expenditures in the following fiscal years:

S3. Temporary Interfund Borrowings

1a. Does your district have projected temporary borrowings between funds? (Refer to Education Code Section 42603) — Yes

1b. If Yes, identify the interfund borrowings:

Fund 01 will be borrowing from Fund 67 in the month of June.

S4. Contingent Revenues

1a. Does your district have projected revenues for the current fiscal year or either of the two subsequent fiscal years contingent on reauthorization by the local government, special legislation, or other definitive act (e.g., parcel taxes, forest reserves)? — No

1b. If Yes, identify any of these revenues that are dedicated for ongoing expenses and explain how the revenues will be replaced or expenditures reduced:

S5. Contributions

Identify projected contributions from unrestricted resources in the general fund to restricted resources in the general fund for the current fiscal year and two subsequent fiscal years. Provide an explanation if contributions have changed by more than $20,000 and more than five percent since first interim projections.

Identify projected transfers to or from the general fund to cover operating deficits in either the general fund or any other fund for the current fiscal year and two subsequent fiscal years. Provide an explanation if transfers have changed by more than $20,000 and more than five percent since first interim projections.

Identify capital project cost overruns that have occurred since first interim projections that may impact the general fund budget.

District's Contributions and Transfers Standard: **-5.0% to +5.0% or -$20,000 to +$20,000**

S5A. Identification of the District's Projected Contributions, Transfers, and Capital Projects that may Impact the General Fund

DATA ENTRY: First Interim data that exist will be extracted; otherwise, enter data into the first column. For Contributions, the Second Interim's Current Year data will be extracted. Enter Second Interim Contributions for the 1st and 2nd Subsequent Years. For Transfers In and Transfers Out, the Second Interim's Current Year data will be extracted. If Form MYPI exists, the data will be extracted into the Second Interim column for the 1st and 2nd Subsequent Years. If Form MYPI does not exist, enter data for 1st and 2nd Subsequent Years. Click on the appropriate button for Item 1d; all other data will be calculated.

Description / Fiscal Year	First Interim (Form 01CSI, Item S5A)	Second Interim Projected Year Totals	Percent Change	Amount of Change	Status
1a. **Contributions, Unrestricted General Fund (Fund 01, Resources 0000-1999, Object 8980)**					
Current Year (2020-21)	(53,974,622.00)	(55,097,683.00)	2.1%	1,123,061.00	Met
1st Subsequent Year (2021-22)	(54,657,958.00)	(55,707,889.00)	1.9%	1,049,931.00	Met
2nd Subsequent Year (2022-23)	(57,523,893.00)	(58,620,343.00)	1.9%	1,096,450.00	Met
1b. **Transfers In, General Fund ***					
Current Year (2020-21)	0.00	0.00	0.0%	0.00	Met
1st Subsequent Year (2021-22)	0.00	0.00	0.0%	0.00	Met
2nd Subsequent Year (2022-23)	0.00	0.00	0.0%	0.00	Met
1c. **Transfers Out, General Fund ***					
Current Year (2020-21)	8,646,720.00	10,646,720.00	23.1%	2,000,000.00	Not Met
1st Subsequent Year (2021-22)	2,231,720.00	4,231,720.00	89.6%	2,000,000.00	Not Met
2nd Subsequent Year (2022-23)	2,231,720.00	4,231,720.00	89.6%	2,000,000.00	Not Met

1d. **Capital Project Cost Overruns**

Have capital project cost overruns occurred since first interim projections that may impact the general fund operational budget? No

* Include transfers used to cover operating deficits in either the general fund or any other fund.

S5B. Status of the District's Projected Contributions, Transfers, and Capital Projects

DATA ENTRY: Enter an explanation if Not Met for items 1a-1c or if Yes for Item 1d.

1a. MET - Projected contributions have not changed since first interim projections by more than the standard for the current year and two subsequent fiscal years.

Explanation: (required if NOT met)

1b. MET - Projected transfers in have not changed since first interim projections by more than the standard for the current year and two subsequent fiscal years.

Explanation: (required if NOT met)

1c. NOT MET - The projected transfers out of the general fund have changed since first interim projections by more than the standard for any of the current year or subsequent two fiscal years. Identify the amounts transferred, by fund, and whether transfers are ongoing or one-time in nature. If ongoing, explain the district's plan, with timeframes, for reducing or eliminating the transfers.

Explanation:
(required if NOT met)

The District Board approved the PARS early retirement incentive. 2M is the cost associated with this agreement.

1d. NO - There have been no capital project cost overruns occurring since first interim projections that may impact the general fund operational budget.

Project Information:
(required if YES)

S6. Long-term Commitments

Identify all existing and new multiyear commitments[1] and their annual required payment for the current fiscal year and two subsequent fiscal years.

Explain how any increase in annual payments will be funded. Also, explain how any decrease to funding sources used to pay long-term commitments will be replaced.

[1] Include multiyear commitments, multiyear debt agreements, and new programs or contracts that result in long-term obligations.

S6A. Identification of the District's Long-term Commitments

DATA ENTRY: If First Interim data exist (Form 01CSI, Item S6A), long-term commitment data will be extracted and it will only be necessary to click the appropriate button for Item 1b. Extracted data may be overwritten to update long-term commitment data in Item 2, as applicable. If no First Interim data exist, click the appropriate buttons for items 1a and 1b, and enter all other data, as applicable.

1. a. Does your district have long-term (multiyear) commitments? (If No, skip items 1b and 2 and sections S6B and S6C) — Yes

   b. If Yes to Item 1a, have new long-term (multiyear) commitments been incurred since first interim projections? — No

2. If Yes to Item 1a, list (or update) all new and existing multiyear commitments and required annual debt service amounts. Do not include long-term commitments for postemployment benefits other than pensions (OPEB); OPEB is disclosed in Item S7A.

Type of Commitment	# of Years Remaining	SACS Fund and Object Codes Used For: Funding Sources (Revenues)	Debt Service (Expenditures)	Principal Balance as of July 1, 2020
Capital Leases	3	Fund 01/ob 8982	Fund 01/ob 7438/7439	995,691
Certificates of Participation				
General Obligation Bonds	various	Fund 51/ob 8571/8572/8611/8612	Fund 51/ob 7438/7439	545,903,568
Supp Early Retirement Program				
State School Building Loans				
Compensated Absences	1	various funds/objects	various funds/objects	6,027,100
Other Long-term Commitments (do not include OPEB):				
TOTAL:				552,926,359

Type of Commitment (continued)	Prior Year (2019-20) Annual Payment (P & I)	Current Year (2020-21) Annual Payment (P & I)	1st Subsequent Year (2021-22) Annual Payment (P & I)	2nd Subsequent Year (2022-23) Annual Payment (P & I)
Capital Leases	299,992	299,992	299,992	299,992
Certificates of Participation				
General Obligation Bonds	85,585,393	97,289,242	96,790,725	92,733,812
Supp Early Retirement Program				
State School Building Loans				
Compensated Absences				
Other Long-term Commitments (continued):				
Total Annual Payments:	85,885,385	97,589,234	97,090,717	93,033,804
Has total annual payment increased over prior year (2019-20)?		**Yes**	**Yes**	**Yes**

S6B. Comparison of the District's Annual Payments to Prior Year Annual Payment

DATA ENTRY: Enter an explanation if Yes.

1a. Yes - Annual payments for long-term commitments have increased in one or more of the current or two subsequent fiscal years. Explain how the increase in annual payments will be funded.

Explanation:
(Required if Yes to increase in total annual payments)

The increase in general obligation bond is being funded from the Bond Interest Redemption Fund held by the County Treasurer's office.

S6C. Identification of Decreases to Funding Sources Used to Pay Long-term Commitments

DATA ENTRY: Click the appropriate Yes or No button in Item 1; if Yes, an explanation is required in Item 2.

1. Will funding sources used to pay long-term commitments decrease or expire prior to the end of the commitment period, or are they one-time sources?

No

2. No - Funding sources will not decrease or expire prior to the end of the commitment period, and one-time funds are not being used for long-term commitment.

Explanation:
(Required if Yes)

S7. Unfunded Liabilities

Identify any changes in estimates for unfunded liabilities since first interim projections, and indicate whether the changes are the result of a new actuarial valuation.

S7A. Identification of the District's Estimated Unfunded Liability for Postemployment Benefits Other Than Pensions (OPEB)

DATA ENTRY: Click the appropriate button(s) for items 1a-1c, as applicable. First Interim data that exist (Form 01CSI, Item S7A) will be extracted; otherwise, enter First Interim and Second Interim data in items 2-4.

1. a. Does your district provide postemployment benefits other than pensions (OPEB)? (If No, skip items 1b-4): Yes

   b. If Yes to Item 1a, have there been changes since first interim in OPEB liabilities? No

   c. If Yes to Item 1a, have there been changes since first interim in OPEB contributions? Yes

2. OPEB Liabilities

	First Interim (Form 01CSI, Item S7A)	Second Interim
a. Total OPEB liability	123,409,701.00	123,409,701.00
b. OPEB plan(s) fiduciary net position (if applicable)	123,409,701.00	123,409,701.00
c. Total/Net OPEB liability (Line 2a minus Line 2b)	0.00	0.00
d. Is total OPEB liability based on the district's estimate or an actuarial valuation?	Actuarial	Actuarial
e. If based on an actuarial valuation, indicate the measurement date of the OPEB valuation.		Apr 13, 2020

3. OPEB Contributions

a. OPEB actuarially determined contribution (ADC) if available, per actuarial valuation or Alternative Measurement Method	First Interim (Form 01CSI, Item S7A)	Second Interim
Current Year (2020-21)	10,094,234.00	10,094,234.00
1st Subsequent Year (2021-22)	10,094,236.00	10,094,236.00
2nd Subsequent Year (2022-23)	10,094,236.00	10,094,236.00

b. OPEB amount contributed (for this purpose, include premiums paid to a self-insurance fund) (Funds 01-70, objects 3701-3752)		
Current Year (2020-21)	6,394,315.00	6,400,223.00
1st Subsequent Year (2021-22)	6,016,302.00	6,417,758.00
2nd Subsequent Year (2022-23)	6,371,636.00	6,475,444.00

c. Cost of OPEB benefits (equivalent of "pay-as-you-go" amount)		
Current Year (2020-21)	5,643,436.00	5,877,946.00
1st Subsequent Year (2021-22)	5,946,583.00	7,589,500.00
2nd Subsequent Year (2022-23)	6,186,598.00	6,451,075.00

d. Number of retirees receiving OPEB benefits		
Current Year (2020-21)	457	439
1st Subsequent Year (2021-22)	465	539
2nd Subsequent Year (2022-23)	469	459

4. Comments:

The District Board approved the PARS agreement for early retirment for qualified employees.. This will increase early retirees and costs associated with it for 21-22 and then adjusted back to normal trends for 22-23.

S7B. Identification of the District's Unfunded Liability for Self-insurance Programs

DATA ENTRY: Click the appropriate button(s) for items 1a-1c, as applicable. First Interim data that exist (Form 01CSI, Item S7B) will be extracted; otherwise, enter First Interim and Second Interim data in items 2-4.

1. a. Does your district operate any self-insurance programs such as workers' compensation, employee health and welfare, or property and liability? (Do not include OPEB; which is covered in Section S7A) (If No, skip items 1b-4) — Yes

   b. If Yes to item 1a, have there been changes since first interim in self-insurance liabilities? — No

   c. If Yes to item 1a, have there been changes since first interim in self-insurance contributions? — Yes

2. Self-Insurance Liabilities

	First Interim (Form 01CSI, Item S7B)	Second Interim
a. Accrued liability for self-insurance programs	9,120,276.00	9,120,276.00
b. Unfunded liability for self-insurance programs	0.00	0.00

3. Self-Insurance Contributions

	First Interim (Form 01CSI, Item S7B)	Second Interim
a. Required contribution (funding) for self-insurance programs		
Current Year (2020-21)	14,456,260.00	14,430,677.00
1st Subsequent Year (2021-22)	14,844,066.00	14,881,899.00
2nd Subsequent Year (2022-23)	14,952,474.00	14,990,673.00
b. Amount contributed (funded) for self-insurance programs		
Current Year (2020-21)	14,456,260.00	14,430,677.00
1st Subsequent Year (2021-22)	14,844,066.00	14,881,899.00
2nd Subsequent Year (2022-23)	14,952,474.00	14,990,673.00

4. Comments:

S8. Status of Labor Agreements

Analyze the status of all employee labor agreements. Identify new labor agreements that have been ratified since first interim projections, as well as new commitments provided as part of previously ratified multiyear agreements; and include all contracts, including all administrator contracts (and including all compensation). For new agreements, indicate the date of the required board meeting. Compare the increase in new commitments to the projected increase in ongoing revenues and explain how these commitments will be funded in future fiscal years.

If salary and benefit negotiations are not finalized, upon settlement with certificated or classified staff:

The school district must determine the cost of the settlement, including salaries, benefits, and any other agreements that change costs, and provide the county office of education (COE) with an analysis of the cost of the settlement and its impact on the operating budget.

The county superintendent shall review the analysis relative to the criteria and standards and may provide written comments to the president of the district governing board and superintendent.

S8A. Cost Analysis of District's Labor Agreements - Certificated (Non-management) Employees

DATA ENTRY: Click the appropriate Yes or No button for "Status of Certificated Labor Agreements as of the Previous Reporting Period." There are no extractions in this section.

Status of Certificated Labor Agreements as of the Previous Reporting Period
Were all certificated labor negotiations settled as of first interim projections? Yes

If Yes, complete number of FTEs, then skip to section S8B.
If No, continue with section S8A.

Certificated (Non-management) Salary and Benefit Negotiations

	Prior Year (2nd Interim) (2019-20)	Current Year (2020-21)	1st Subsequent Year (2021-22)	2nd Subsequent Year (2022-23)
Number of certificated (non-management) full-time-equivalent (FTE) positions	2,233.3	2,227.3	2,187.9	2,170.5

1a. Have any salary and benefit negotiations been settled since first interim projections? n/a

If Yes, and the corresponding public disclosure documents have been filed with the COE, complete questions 2 and 3.
If Yes, and the corresponding public disclosure documents have not been filed with the COE, complete questions 2-5.
If No, complete questions 6 and 7.

1b. Are any salary and benefit negotiations still unsettled? No
If Yes, complete questions 6 and 7.

Negotiations Settled Since First Interim Projections

2a. Per Government Code Section 3547.5(a), date of public disclosure board meeting:

2b. Per Government Code Section 3547.5(b), was the collective bargaining agreement certified by the district superintendent and chief business official?
If Yes, date of Superintendent and CBO certification:

3. Per Government Code Section 3547.5(c), was a budget revision adopted to meet the costs of the collective bargaining agreement? n/a
If Yes, date of budget revision board adoption:

4. Period covered by the agreement: Begin Date: End Date:

5. Salary settlement:

	Current Year (2020-21)	1st Subsequent Year (2021-22)	2nd Subsequent Year (2022-23)
Is the cost of salary settlement included in the interim and multiyear projections (MYPs)?			
One Year Agreement			
Total cost of salary settlement			
% change in salary schedule from prior year			
or			
Multiyear Agreement			
Total cost of salary settlement			
% change in salary schedule from prior year (may enter text, such as "Reopener")			

Identify the source of funding that will be used to support multiyear salary commitments:

Negotiations Not Settled

6. Cost of a one percent increase in salary and statutory benefits

	Current Year (2020-21)	1st Subsequent Year (2021-22)	2nd Subsequent Year (2022-23)
7. Amount included for any tentative salary schedule increases			

Certificated (Non-management) Health and Welfare (H&W) Benefits	Current Year (2020-21)	1st Subsequent Year (2021-22)	2nd Subsequent Year (2022-23)
1. Are costs of H&W benefit changes included in the interim and MYPs?			
2. Total cost of H&W benefits			
3. Percent of H&W cost paid by employer			
4. Percent projected change in H&W cost over prior year			

Certificated (Non-management) Prior Year Settlements Negotiated Since First Interim Projections

Are any new costs negotiated since first interim projections for prior year settlements included in the interim?

If Yes, amount of new costs included in the interim and MYPs

If Yes, explain the nature of the new costs:

Certificated (Non-management) Step and Column Adjustments	Current Year (2020-21)	1st Subsequent Year (2021-22)	2nd Subsequent Year (2022-23)
1. Are step & column adjustments included in the interim and MYPs?			
2. Cost of step & column adjustments			
3. Percent change in step & column over prior year			

Certificated (Non-management) Attrition (layoffs and retirements)	Current Year (2020-21)	1st Subsequent Year (2021-22)	2nd Subsequent Year (2022-23)
1. Are savings from attrition included in the interim and MYPs?			
2. Are additional H&W benefits for those laid-off or retired employees included in the interim and MYPs?			

Certificated (Non-management) - Other

List other significant contract changes that have occurred since first interim projections and the cost impact of each change (i.e., class size, hours of employment, leave of absence, bonuses, etc.):

For informational purposes the cost of a one percent increase in salary and statutory benefits is $2,377,630

S8B. Cost Analysis of District's Labor Agreements - Classified (Non-management) Employees

DATA ENTRY: Click the appropriate Yes or No button for "Status of Classified Labor Agreements as of the Previous Reporting Period." There are no extractions in this section.

Status of Classified Labor Agreements as of the Previous Reporting Period

Were all classified labor negotiations settled as of first interim projections? No
If Yes, complete number of FTEs, then skip to section S8C.
If No, continue with section S8B.

Classified (Non-management) Salary and Benefit Negotiations

	Prior Year (2nd Interim) (2019-20)	Current Year (2020-21)	1st Subsequent Year (2021-22)	2nd Subsequent Year (2022-23)
Number of classified (non-management) FTE positions	1,585.1	1,540.4	1,538.4	1,538.4

1a. Have any salary and benefit negotiations been settled since first interim projections? No
If Yes, and the corresponding public disclosure documents have been filed with the COE, complete questions 2 and 3.
If Yes, and the corresponding public disclosure documents have not been filed with the COE, complete questions 2-5.
If No, complete questions 6 and 7.

1b. Are any salary and benefit negotiations still unsettled? Yes
If Yes, complete questions 6 and 7.

Negotiations Settled Since First Interim Projections

2a. Per Government Code Section 3547.5(a), date of public disclosure board meeting:

2b. Per Government Code Section 3547.5(b), was the collective bargaining agreement certified by the district superintendent and chief business official?
If Yes, date of Superintendent and CBO certification:

3. Per Government Code Section 3547.5(c), was a budget revision adopted to meet the costs of the collective bargaining agreement? n/a
If Yes, date of budget revision board adoption:

4. Period covered by the agreement: Begin Date: End Date:

5. Salary settlement:

	Current Year (2020-21)	1st Subsequent Year (2021-22)	2nd Subsequent Year (2022-23)
Is the cost of salary settlement included in the interim and multiyear projections (MYPs)?			
One Year Agreement			
Total cost of salary settlement			
% change in salary schedule from prior year			
or			
Multiyear Agreement			
Total cost of salary settlement			
% change in salary schedule from prior year (may enter text, such as "Reopener")			

Identify the source of funding that will be used to support multiyear salary commitments:

Negotiations Not Settled

6. Cost of a one percent increase in salary and statutory benefits 822,209

	Current Year (2020-21)	1st Subsequent Year (2021-22)	2nd Subsequent Year (2022-23)
7. Amount included for any tentative salary schedule increases	0	0	0

Classified (Non-management) Health and Welfare (H&W) Benefits	Current Year (2020-21)	1st Subsequent Year (2021-22)	2nd Subsequent Year (2022-23)
1. Are costs of H&W benefit changes included in the interim and MYPs?	Yes	Yes	Yes
2. Total cost of H&W benefits	18,284,725	18,990,889	20,415,206
3. Percent of H&W cost paid by employer	100.0%	100.0%	100.0%
4. Percent projected change in H&W cost over prior year	-1.0%	3.9%	7.5%

Classified (Non-management) Prior Year Settlements Negotiated Since First Interim

Are any new costs negotiated since first interim for prior year settlements included in the interim?	No		
If Yes, amount of new costs included in the interim and MYPs			

If Yes, explain the nature of the new costs:

Classified (Non-management) Step and Column Adjustments	Current Year (2020-21)	1st Subsequent Year (2021-22)	2nd Subsequent Year (2022-23)
1. Are step & column adjustments included in the interim and MYPs?	Yes	Yes	Yes
2. Cost of step & column adjustments	667,142	676,346	693,994
3. Percent change in step & column over prior year	24.7%	1.4%	2.6%

Classified (Non-management) Attrition (layoffs and retirements)	Current Year (2020-21)	1st Subsequent Year (2021-22)	2nd Subsequent Year (2022-23)
1. Are savings from attrition included in the interim and MYPs?	Yes	Yes	Yes
2. Are additional H&W benefits for those laid-off or retired employees included in the interim and MYPs?	Yes	Yes	Yes

Classified (Non-management) - Other

List other significant contract changes that have occurred since first interim and the cost impact of each (i.e., hours of employment, leave of absence, bonuses, etc.):

S8C. Cost Analysis of District's Labor Agreements - Management/Supervisor/Confidential Employees

DATA ENTRY: Click the appropriate Yes or No button for "Status of Management/Supervisor/Confidential Labor Agreements as of the Previous Reporting Period." There are no extractions in this section.

Status of Management/Supervisor/Confidential Labor Agreements as of the Previous Reporting Period

Were all managerial/confidential labor negotiations settled as of first interim projections? Yes

If Yes or n/a, complete number of FTEs, then skip to S9.

If No, continue with section S8C.

Management/Supervisor/Confidential Salary and Benefit Negotiations

	Prior Year (2nd Interim) (2019-20)	Current Year (2020-21)	1st Subsequent Year (2021-22)	2nd Subsequent Year (2022-23)
Number of management, supervisor, and confidential FTE positions	290.3	288.7	287.7	287.7

1a. Have any salary and benefit negotiations been settled since first interim projections? n/a

If Yes, complete question 2.

If No, complete questions 3 and 4.

1b. Are any salary and benefit negotiations still unsettled? No

If Yes, complete questions 3 and 4.

Negotiations Settled Since First Interim Projections

2. Salary settlement:

	Current Year (2020-21)	1st Subsequent Year (2021-22)	2nd Subsequent Year (2022-23)
Is the cost of salary settlement included in the interim and multiyear projections (MYPs)?	Yes		
Total cost of salary settlement			
Change in salary schedule from prior year (may enter text, such as "Reopener")			

Negotiations Not Settled

3. Cost of a one percent increase in salary and statutory benefits

	Current Year (2020-21)	1st Subsequent Year (2021-22)	2nd Subsequent Year (2022-23)
4. Amount included for any tentative salary schedule increases			

Management/Supervisor/Confidential Health and Welfare (H&W) Benefits	Current Year (2020-21)	1st Subsequent Year (2021-22)	2nd Subsequent Year (2022-23)
1. Are costs of H&W benefit changes included in the interim and MYPs?			
2. Total cost of H&W benefits			
3. Percent of H&W cost paid by employer			
4. Percent projected change in H&W cost over prior year			

Management/Supervisor/Confidential Step and Column Adjustments	Current Year (2020-21)	1st Subsequent Year (2021-22)	2nd Subsequent Year (2022-23)
1. Are step & column adjustments included in the interim and MYPs?			
2. Cost of step & column adjustments			
3. Percent change in step and column over prior year			

Management/Supervisor/Confidential Other Benefits (mileage, bonuses, etc.)	Current Year (2020-21)	1st Subsequent Year (2021-22)	2nd Subsequent Year (2022-23)
1. Are costs of other benefits included in the interim and MYPs?			
2. Total cost of other benefits			
3. Percent change in cost of other benefits over prior year			

S9. Status of Other Funds

Analyze the status of other funds that may have negative fund balances at the end of the current fiscal year. If any other fund has a projected negative fund balance, prepare an interim report and multiyear projection for that fund. Explain plans for how and when the negative fund balance will be addressed.

S9A. Identification of Other Funds with Negative Ending Fund Balances

DATA ENTRY: Click the appropriate button in Item 1. If Yes, enter data in Item 2 and provide the reports referenced in Item 1.

1. Are any funds other than the general fund projected to have a negative fund balance at the end of the current fiscal year? No

   If Yes, prepare and submit to the reviewing agency a report of revenues, expenditures, and changes in fund balance (e.g., an interim fund report) and a multiyear projection report for each fund.

2. If Yes, identify each fund, by name and number, that is projected to have a negative ending fund balance for the current fiscal year. Provide reasons for the negative balance(s) and explain the plan for how and when the problem(s) will be corrected.

ADDITIONAL FISCAL INDICATORS

The following fiscal indicators are designed to provide additional data for reviewing agencies. A "Yes" answer to any single indicator does not necessarily suggest a cause for concern, but may alert the reviewing agency to the need for additional review.

DATA ENTRY: Click the appropriate Yes or No button for items A2 through A9; Item A1 is automatically completed based on data from Criterion 9.

A1.	Do cash flow projections show that the district will end the current fiscal year with a negative cash balance in the general fund? (Data from Criterion 9B-1, Cash Balance, are used to determine Yes or No)	No
A2.	Is the system of personnel position control independent from the payroll system?	No
A3.	Is enrollment decreasing in both the prior and current fiscal years?	Yes
A4.	Are new charter schools operating in district boundaries that impact the district's enrollment, either in the prior or current fiscal year?	No
A5.	Has the district entered into a bargaining agreement where any of the current or subsequent fiscal years of the agreement would result in salary increases that are expected to exceed the projected state funded cost-of-living adjustment?	No
A6.	Does the district provide uncapped (100% employer paid) health benefits for current or retired employees?	Yes
A7.	Is the district's financial system independent of the county office system?	Yes
A8.	Does the district have any reports that indicate fiscal distress pursuant to Education Code Section 42127.6(a)? (If Yes, provide copies to the county office of education.)	No
A9.	Have there been personnel changes in the superintendent or chief business official positions within the last 12 months?	No

When providing comments for additional fiscal indicators, please include the item number applicable to each comment.

Comments:
(optional)

End of School District Second Interim Criteria and Standards Review

San Juan Unified School District

2020-21 Second Interim Report

with multi-year Projections
Positive certification

Presented to the Board of Education
March 9, 2021

Overview

- Core Messages
- Legal Requirements
- 2020-21 Second Interim Budget Report
  - One-time Federal Stimulus Funds
  - Planning Factors
  - All Funds
  - Unrestricted General Fund
- Multi-year Projections
- Latest State Budget News
- Next Steps

Core Messages

- Governor Newsom released his proposed 2021-22 budget on January 10th. Although the fiscal health of the state is much better than expected just a few months ago, it continues to be volatile and highly dependent on capital gains and personal income tax of the wealthy.
- The proposal includes a 3.84% compounded COLA (2.31% for 2020-21 and 1.50% for 2021-22) and $4.6 billion to support expanded learning time and academic intervention grants.
- Deferrals to the 2020-21 base apportionment remain in place creating strain on the district's cash management. However, the state is expected to begin to distribute additional federal stimulus funds (ESSER II) to support in-person instruction.
- The district will not be eligible for concentration grant funds this year or next year.
- The district will continue to exercise caution and flexibility in long-term fiscal planning.

Legal Requirements

Recommended action today:

- Review and approve the 2020-21 Second Interim Report and budget revisions

One-time Federal Stimulus Funds

Source of Funds	Allocation	Received	Spent	Sample Uses
Learning Loss Mitigation (LLM) *Deadline, April 2021*	$ 26,772,226	$ 24,911,941	$ 26,772,226	Staff preparation, professional development, PPE and other safety measures, instructional technology devices and access, learning software, facility preparation, meal program support
Elementary and Secondary School Emergency Relief Fund (ESSER I) *Deadline, Sept 2022*	$ 11,114,306	$ 3,210,099	$ 8,982,289	PPE, facility preparation, process automation software, pay for front-line staff, unexpected operational supports and other pandemic-related operational costs
Elementary and Secondary School Emergency Relief Fund (ESSER II) *Deadline, Sept 2023*	$ 50,689,594	$ -	$ -	TBD - Approved uses will be similar to those of ESSER I. District will focus funds to support in-person instruction.

4

Planning Factors
2020-23

	2020-21		2021-22		2022-23	
	Adopted	2nd Interim	Projected	2nd Interim	Projected	2nd Interim
Funded ADA	37,342	37,509	37,497	37,199	37,497	36,885
Increase/(Decrease)	*(129)*	*(55)*	*155*	*(310)*	*0*	*(314)*
Funded COLA	-7.92%	0.00%	0.00%	3.84%	0.00%	1.28%
LCFF $/ADA (Avg.)	9,016	9,745	9,041	10,112	9,041	10,253
Increase/(Decrease)	*-7.86%*		*0.28%*		*0%*	
STRS Rate	16.15%	16.15%	16.02%	15.92%	18.10%	18.00%
Increase/(Decrease)	*-0.95%*	*-0.95%*	*-0.13%*	*-0.23%*	*2.08%*	*2.08%*
PERS Rate	20.70%	20.70%	22.84%	23.00%	25.50%	26.30%
Increase/(Decrease)	*0.98%*	*0.98%*	*2.14%*	*2.30%*	*2.66%*	*3.30%*
Medical Ins. Increase	6.50%	1.50%	7.75%	4.00%	7.75%	7.50%

5

Second Interim Report
2020-21 – All Funds

FUND	Beginning Balance	Revenues	Expenses	Other Financing	Surplus/ (Deficit)	Ending Balance
Supplemental/Concentrn	4,330,412	34,781,452	35,966,828	(9,529)	(1,194,905)	3,135,507
Base / Other	47,031,634	339,524,019	272,272,214	(58,816,026)	8,435,779	55,467,413
Total Unrestricted	51,362,046	374,305,471	308,239,042	(58,825,555)	7,240,874	58,602,920
Total Restricted	26,964,387	140,151,567	195,934,648	48,178,835	(7,604,246)	19,360,141
GENERAL FUND	**78,326,434**	**514,457,038**	**504,173,690**	**(10,646,720)**	**(363,372)**	**77,963,062**
Charter Schools	1,317,937	3,351,034	3,290,778	(237,828)	(177,572)	1,140,365
SPED (SELPA)	0	4,791,286	4,791,286	0	0	0
Adult Education	1,733,310	3,502,101	3,666,053	(90,300)	(254,252)	1,479,058
Child Development	2,558,674	20,768,042	25,425,116	2,915,000	(1,742,074)	816,600
Cafeteria	4,002,886	5,882,807	12,320,234	3,667,225	(2,770,202)	1,232,684
Deferred Maintenance	1,223,133	7,000	2,430,132	2,000,000	(423,132)	800,001
SPECIAL REVENUE	**10,835,940**	**38,302,270**	**51,923,599**	**8,254,097**	**(5,367,232)**	**5,468,708**
Building	98,739,573	2,287,014	162,613,452	184,150,625	23,824,187	122,563,760
Capital Facilities	964,664	1,456,000	650,520	0	805,480	1,770,144
County School Facilities	482	3,142,895	0	(3,141,743)	1,152	1,634
Special (Prop 39)	146,247	267	87,727	0	(87,460)	58,787
CAPITAL PROJECTS	**99,850,966**	**6,886,176**	**163,351,699**	**181,008,882**	**24,543,359**	**124,394,325**
SELF INSURANCE	**36,651,676**	**20,482,089**	**21,801,199**	**2,000,000**	**680,890**	**37,332,566**
TOTAL	**225,665,015**	**580,127,573**	**741,250,187**	**180,616,259**	**19,493,645**	**245,158,660**

6

Second Interim Report
2020-21 – Unrestricted General Fund

	Adopted Budget	Budget Act	1st Interim	2nd Interim	Estimated Actuals	Unaudited Actuals
Revenues	**345,392,477**	**375,981,885**	**376,600,180**	**374,305,471**		
Expenses						
Salaries/Benefits	292,016,756	292,024,072	288,845,862	285,331,609		
Other Expenditures	21,893,712	21,886,275	23,905,978	23,905,978		
Total Expenses	**313,910,468**	**313,910,347**	**312,751,840**	**308,239,042**		
Other Financing	**(55,481,929)**	**(54,201,982)**	**(55,702,494)**	**(58,825,555)**		
Surplus/(Deficit)	**(23,999,920)**	**7,869,556**	**8,145,846**	**7,240,874**		
Beginning Balance	**40,760,784**	**51,362,046**	**51,362,046**	**51,362,046**		
Ending Balance	**16,760,864**	**59,231,602**	**59,507,892**	**58,602,920**		
Assigned	13,008,305	16,334,787	16,204,019	14,697,507		
Unassigned	3,752,559	42,896,815	43,303,873	43,905,413		

7

Second Interim Report

2020-21 – Unrestricted General Fund

	Adopted Budget			Second Interim Report		
	Supplemental Concentration	Base All Other	Total	Supplemental Concentration	Base All Other	Total
Revenues	**33,435,489**	**311,956,988**	**345,392,477**	**34,781,452**	**339,524,019**	**374,305,471**
Expenses						
Salaries/Benefits	28,778,158	263,238,598	292,016,756	27,923,551	257,408,058	285,331,609
Other Expenditures	6,506,507	15,387,205	21,893,712	8,043,277	14,864,156	22,907,433
Total Expenses	**35,284,665**	**278,625,803**	**313,910,468**	**35,966,828**	**272,272,214**	**308,239,042**
Other Financing	**(9,529)**	**(55,472,400)**	**(55,481,929)**	**(9,529)**	**(58,816,026)**	**(58,825,555)**
Surplus/(Deficit)	**(1,858,705)**	**(22,141,215)**	**(23,999,920)**	**(1,194,905)**	**8,435,779**	**7,240,874**
Beginning Balance	**4,095,010**	**36,665,774**	**40,760,784**	**4,330,412**	**47,031,634**	**51,362,046**
Ending Balance	**2,236,305**	**14,524,559**	**16,760,864**	**3,135,507**	**55,467,413**	**58,602,920**
Assigned	2,236,305	10,772,000	13,008,305	3,135,507	11,562,000	14,697,507
Unassigned		3,752,559	3,752,559		43,905,413	43,905,413

8

Multi-Year Projections

2021-23 – Unrestricted General Fund

	2021-22		2022-23	
	Adopted Budget	Second Interim	Adopted Budget	Second Interim
Revenues	**347,697,449**	**385,061,974**	**345,990,597**	**387,130,358**
Expenses				
Salaries/Benefits	299,718,299	292,657,466	310,828,455	301,860,086
Other Expenditures	22,008,533	23,051,662	22,142,730	23,868,670
Total Expenses	**321,726,832**	**315,709,128**	**332,971,185**	**325,728,756**
Other Financing	**(57,518,793)**	**(57,935,761)**	**(60,115,526)**	**(60,848,215)**
Surplus/(Deficit)	**(31,548,176)**	**11,417,085**	**(47,096,114)**	**553,387**
Beginning Balance	**16,760,864**	**58,602,920**	**(14,787,312)**	**70,020,005**
Ending Balance	**(14,787,312)**	**70,020,005**	**(61,883,426)**	**70,573,392**
Assigned	(12,513,050)	14,483,371	(11,310,741)	14,936,950
Unassigned	(27,300,362)	55,536,634	(73,194,167)	55,636,442
Change in Unassigned	*(44,955,697)*	24,406,396	(45,893,805)	99,808

9

Latest News

- The state administration and legislative leaders continue to negotiate details of the 2021-22 budget. April tax receipts will be an important factor.
- There is some legislative interest to eliminate more deferrals, beginning in the current year. Deferrals create cash flow challenges for districts.
- The most recent federal stimulus package is the largest yet for public education. San Juan's share could be about $80 million.
- The governor's proposal marks the beginning of the budget development process. The final budget will be released in June following more negotiations.

Next Steps

- Review the potential impacts of proposed budgets and legislation.
- Revise budget assumptions to align with most current information.
- Continue to build system-wide understanding, strategically align resources to goals, and identify cost-saving measures.
- Continue to monitor local, state, national and global economies. Prepare for a pending downturn beginning in 2022-23.

San Juan
Unified School District

Special Thanks
to the Fiscal Department

Questions?







12

SAN JUAN UNIFIED SCHOOL DISTRICT
BOARD OF EDUCATION

AGENDA ITEM: **I-4**

MEETING DATE: 03/09/2021

SUBJECT: Establishing a Separate Middle School at Encina

DEPARTMENT: Division of Teaching and Learning

CHECK ONE:
For Discussion: ☐
For Action: ☒
Report: ☐
Workshop: ☐
Recognition: ☐
Emergency Action: ☐

ACTION REQUESTED:
The superintendent is recommending the board (a) approve the establishment of a separate middle school from the current 6-12 model at Encina, beginning in the 2021-2022 school year and (b) approve the process for naming the new separate middle school (BP 7310 Naming of Facility).

RATIONALE/BACKGROUND:
The purpose of this board item is to build on prior discussions. Outcomes from an analysis of the 2018-19 school year uncovered limitation of the 6-12 model in its current format. Since then, district staff has engaged students, families, staff members and community of the Arden-Arcade region to explore wants and needs. There was overwhelming interest and support in separating the Encina 6-12 Preparatory High School into a middle school and high school.

A working collaborative of senior leadership, site staff and certificated employee group representatives was established to review all input collected and assist with the development of a new middle school. Last spring a middle school principal was hired to take the lead on developing a middle school program.

ATTACHMENT(S):
A: Board Policy 7310 – Naming of Facility
B: Estimated cost for the creation of Encina Middle School

PREVIOUS STAFF/BOARD ACTION:
Superintendent's Cabinet: 02/22/2021

FISCAL IMPACT:
Current Budget: $ $638,579
Additional Budget: $ N/A
Funding Source: Base
(Unrestricted Base, Supplemental, other restricted, etc.)
Current Year Only ☐ On-going ☒

LCAP/STRATEGIC PLAN:
Goal: N/A Focus: N/A
Action: N/A
Strategic Plan: N/A

PREPARED BY: Jim Shoemake, Assistant Superintendent, Schools and Labor Relations
APPROVED BY: Kent Kern, Superintendent of Schools

San Juan USD | BP 7310 Facilities

Naming Of Facility

Previous Next

The Governing Board shall name schools in accordance with past practice:

Comprehensive Secondary Schools Spanish names

Middle Schools Great names

Elementary Schools By geographic area, streets, etc.

Any name adopted for any new school shall not be so similar to the name of any existing district school as to result in confusion to members of the community.

Names of individual building or athletic fields or facilities may be made in recognition of:

1. Individuals, living or deceased, who have made outstanding contributions to the county or community.

2. Individuals, living or deceased, who have made contributions of state, national or worldwide significance.

3. Organizations which commit significant fiscal resources or other support to schools or district programs.

The board encourages community participation in the process of selecting names. A citizen advisory committee shall be appointed to review name suggestions and submit recommendations for the board's consideration.

When naming or renaming a district school, building, or facility, the board may specify the duration for which the name shall be in effect.

The renaming of existing schools or major facilities shall occur only under extraordinary circumstances and after thorough study.

Memorials

Upon request, the board may consider naming school buildings, parts of buildings or athletic fields or athletic facilities in honor of the contributions of students, staff members, and community members who have been deceased for at least one year.

Naming Rights

The board may grant to any person or entity the right to name any district building or facility. In doing so, the board shall enter into a written agreement which shall:

1. Specify the benefits to the district from entering into the agreement

2. State the roles and responsibilities of the parties to the agreement, including whether or not the board shall retain the power to approve any proposed name

3. Provide details related to the naming right granted, including the building, grounds, or facility involved and the duration for which the name shall be in effect

4. Prohibit any message, image, or other depiction that advocates or endorses the use of drugs, tobacco, or alcohol, encourages unlawful discrimination against any person or group, or promotes the use of violence or the violation of any law or district policy

5. Reserve the authority to terminate the naming right if it determines that the grantee, subsequent to receiving the naming right, has engaged in any of the prohibited acts stated in item #4 above or other criminal or unlawful acts that might bring the district into disrepute

Legal Reference:

EDUCATION CODE

35160 Authority of governing boards

Policy SAN JUAN UNIFIED SCHOOL DISTRICT

approved as a regulation: June 9, 1992 Carmichael, California

effective: September 1, 1992

adopted as a policy: November 9, 1999

revised: April 26, 2011

revised: April 9, 2019

FY'21-22 Additional cost for the creation of Encina Middle School								ATTACHMENT B	
Encina Middle School Staffing based on staffing standards & 9.4.20 actual enrollment									
(See Staffing stds and enrollment tab)									
All Based Funed, except for 10% of MS Head Custodian		Reduce for	Additional	Avg.	Avg. Ann. Adj.	22.02%	Avg.	Est.	
90% Base & 10% RRMA, but listed as 100%		Encina 9-12	Staffing	Annual	for FTE/#	37.65%	Annual +4%	Annual	
	FTE	FTE	FTE	Salary	Salary	PR	H&W	Total	
Teachers	16.0870	-16.0870	0.0000						
Middle School Principal	1.0000	0.0000	1.0000	$131,741	$ 131,741	$ 29,009	$ 17,508	$ 178,259	
Middle School/High School Vice Princip	1.0000	0.0000	1.0000	$114,382	$ 114,382	$ 25,187	$ 14,360	$ 153,929	
Counselors	1.0000	-0.5000	0.5000	$ 78,104	$ 39,052	$ 8,599	$ 13,701	$ 61,352	
Campus Monitor	0.0000	0.0000	0.0000	$ 25,393	$ -	$ -	$ -	$ -	
Middle School Secretary	1.0000	0.0000	1.0000	$ 39,616	$ 39,616	$ 14,915	$ 13,621	$ 68,152	
Middle School Media/Library Tech	0.8750	0.0000	0.8750	$ 32,102	$ 28,089	$ 10,576	$ 16,606	$ 55,271	
Middle School Records/Report Clerk	1.0000	0.0000	1.0000	$ 35,432	$ 35,432	$ 13,340	$ 19,124	$ 67,896	
Intermediate Clerk Typist	0.7500	0.0000	0.7500	$ 32,465	$ 24,349	$ 9,167	$ 15,415	$ 48,931	
Head Middle School Custodian?	0.0000	0.0000	0.0000	$ 46,450	$ -	$ -	$ -	$ -	
Stipends:	#	#	#						
4 Core subject - Dept. A	4	0	4	$ 1,702	$ 6,808	$ 1,499	$ -	$ 8,307	
2 additional curricular area - Dept B	2	0	2	$ 1,338	$ 2,676	$ 589	$ -	$ 3,265	
3 - Leadership stipends	3	-1	2	$ 1,702	$ 3,404	$ 750	$ -	$ 4,154	
Total Estimated staffing cost					$ 425,550	$ 113,632	$ 110,335	$ 649,517	
Instructional Materials Allocation (see Instr. Matrls Allocation Calc. tab)								$ 4,539	
Schools with only two VP's will be provided additional $6,000, plus payroll related costs for Extra Ac					$ 6,000	$ 1,321	$ -	$ 7,321	
Support from the Central Asst. Supt. Secondary Ed Budget - Encina HS will now be entitled to this.									
				Total Estimated Addl. Cost without RRMA				**$ 661,377**	
						RRMA	3%	$ 19,841	
				Total Estimated Addl. Cost with RRMA				**$ 681,218**	

SAN JUAN UNIFIED SCHOOL DISTRICT
BOARD OF EDUCATION

AGENDA ITEM: I-5

MEETING DATE: 03/09/2021

SUBJECT: Intent to Convey Easement at Del Campo High School

DEPARTMENT: Facilities

CHECK ONE:
For Discussion: ☐
For Action: ☒
Report: ☐
Workshop: ☐
Recognition: ☐
Emergency Action: ☐

ACTION REQUESTED:
The Superintendent is recommending the board adopt Resolution No.3030 declaring the intent to convey a permanent easement at Del Campo High School to the County of Sacramento and to call a public hearing to be held on April 13, 2021.

RATIONALE/BACKGROUND:
The County of Sacramento is requesting the granting of a permanent easement at Del Campo High School. This easement is necessary for the purpose of public roadway, public utilities and drainage pipeline.

ATTACHMENT(S):
A: Resolution No. 3030
B: County of Sacramento Proposed Easement Agreement

BOARD COMMITTEE ACTION/COMMENT:
N/A

PREVIOUS STAFF/BOARD ACTION:
Superintendent's Cabinet: 03/01/2021

FISCAL IMPACT:
Current Budget: $N/A
Additional Budget: $N/A
Funding Source: N/A
(Unrestricted Base, Supplemental, other restricted, etc.)
Current Year Only ☐ On-going ☐

LCAP/STRATEGIC PLAN:
Goal: N/A Focus: N/A
Action: N/A

Strategic Plan: N/A

PREPARED BY: Nicholas Arps, Director of Facilities, Construction & Modernization

APPROVED BY: Frank Camarda, Assistant Superintendent, Operations, Facilities and Transportation
Kent Kern, Superintendent of Schools KK

RESOLUTION NO.3030

RESOLUTION BY THE SAN JUAN UNIFIED SCHOOL DISTRICT BOARD OF EDUCATION

RESOLUTION CONVEYING EASEMENT IN REAL PROPERTY TO THE COUNTY OF SACRAMENTO

WHEREAS, San Juan Unified School District ("District") owns real property located at 4925 Dewey Drive, Sacramento, California, in the County of Sacramento, State of California, bearing Assessor's Parcel Number (APN 236-0060-026 & 009);

WHEREAS, Sacramento County ("County") has requested that the District convey to the County, Public Roadway, and Public Facilities Easement ("ROW Easements") for right of way purposes, over an area real property on APN (236-0060-026 & 009) of approximately 0.59 acres +/-, as generally described and depicted in Attachment B ("Easement Area");

WHEREAS, the purpose of the ROW Easement is for the County to construct, reconstruct, repair and forever maintain an easement for a public roadway and public utilities;

WHEREAS, Sacramento County ("County") has requested that the District convey to the County, Drainage Pipeline Easement ("Drainage Easements") for construction purposes, over an area real property on APN (236-0060-026 & 009) of approximately 1.16 acres +/-, as generally described and depicted in Attachment B ("Easement Area");

WHEREAS, the purpose of the Drainage Easement is for the County to construct, reconstruct, maintain, repair, replace and operate a storm water drainage pipeline that currently runs thru the Del Campo High School campus;

WHEREAS, pursuant to Education Code section 17557, before so conveying property, a school district's governing board must adopt a resolution in an open meeting by a two-thirds vote of all of its members declaring the intention to convey the property;

NOW, THEREFORE, the San Juan Unified School District Board of Education does hereby resolve as follows:

Section 1 Recitals. The foregoing recitals are hereby adopted as true and correct.

Section 2 Intent to Dedicate, Terms, and Conditions. Pursuant to Education Code sections 17556, et seq., it is the intention of the District to convey to County the Easements generally described and depicted in the attached Exhibit A for the purposes described herein.

Section 3 Public Hearing. On the 13th of April, 2021, at the hour of 6:30 p.m., or as soon thereafter as the matter can be heard, the District's Governing Board shall hold a public hearing upon the question of making the conveyance of the Easement to the County pursuant to

Education Code sections 17558 and 17559, at which time any interested person may appear and be heard thereon.

Section 4 Notice of Adoption. Notice of adoption of this Resolution shall be given by posting a true copy of this Resolution in three (3) public places in the District not less than ten (10) days before the date of the public hearing described above. Notice of said public hearing shall be given by publishing the notice in a newspaper of general circulation published in the District or in a newspaper published in Sacramento County that has general circulation within the District not less than five (5) days before the date of the public hearing described above.

The foregoing Resolution was adopted by the San Juan Unified School District Board of Education at a meeting of the Board on March 9, 2021, by the following vote:

AYES:
NOES:
ABSENT:
ABSTAIN:

_____
Paula Villescaz, President
San Juan Unified School District
Board of Education

Attest:

_____
Zima Creason, Clerk
San Juan Unified School District
Board of Education

WHEN RECORDED RETURN TO:

REAL ESTATE DIVISION
COUNTY OF SACRAMENTO
10545 Armstrong Ave., Suite 202D
Mather, CA 95655
***MAIL CODE:* 55-202D**

No Fee Document - Per Government Code 6103
No Document Transfer Tax - Per R & T Code 11922

Okay to Accept By Signature/Date: _____

Print Name & Dept: _____

APN: **236-0060-026 & 009**

Project Name & Dept: **4925 Dewey Drive**

THIS SPACE FOR RECORDER'S USE ONLY

EASEMENT FOR PUBLIC ROADWAY AND PUBLIC UTILITIES

San Juan Unified School District, a political subdivision of the State of California,

do(es) hereby grant to the County of Sacramento, a political subdivision of the State of California, for the purpose of constructing, reconstructing, repairing and forever maintaining an easement for a public roadway and public utilities, together with all necessary appurtenances pertaining thereto, a perpetual easement upon, over across and under that certain real property in the County of Sacramento, State of California, bounded and described as follows, to-wit:

See Exhibit "A" and "B" attached hereto and made a part hereof;

together with the perpetual right of ingress and egress to and from said property for the purpose of exercising and performing all of the rights and privileges herein granted.

Dated this _____ day of _____, 20____

San Juan Unified School District

_____
Kent Kern

_____
Superintendent

RED File _____ **LOG No.** _____

CALIFORNIA ALL-PURPOSE ACKNOWLEDGMENT

STATE OF _____)

COUNTY OF _____)

On _____ before me, _____, notary public,
date name of notary officer

personally appeared _____,
name(s) of signer(s)

_____,

who proved to me on the basis of satisfactory evidence to be
the person(s) whose name(s) is/are subscribed to the within instrument and acknowledged to me that he/she/they executed the same in his/her/their authorized capacity(ies), and that by his/her/their signature(s) on the instrument the person(s), or the entity upon behalf of which the person(s) acted, executed the instrument.

I certify under PENALTY OF PERJURY under the laws of the State of California that the foregoing paragraph is true and correct.

WITNESS my hand and official seal.

_____
Signature of Notary

----------OPTIONAL SECTION----------

CAPACITY CLAIMED BY SIGNER

Though statute does not require the Notary to fill in the data below, doing so may prove invaluable to persons relying on the document.

☐ INDIVIDUAL

☐ CORPORATE OFFICER(S)

_____
Title(s)

☐ PARTNER(S) ☐ LIMITED ☐ GENERAL
☐ ATTORNEY-IN-FACT
☐ TRUSTEE(S)
☐ GUARDIAN/CONSERVATOR
☐ OTHER: _____

_____

_____

SIGNER IS REPRESENTING:
Name of Person(s) or entity(ies)

_____

_____

_____

OPTIONAL SECTION:

DATA REQUESTED HERE IS NOT REQUIRED BY LAW.

TITLE OR TYPE OF DOCUMENT: _____

NUMBER OF PAGES _____ **DATE** _____

SIGNER(S) OTHER THAN NAMED ABOVE _____

****

CERTIFICATE OF ACCEPTANCE

This is to certify that the interest in real property conveyed by the within deed, the provisions of which are incorporated by this reference as though fully set forth in this Certification, to the County of Sacramento, a political subdivision of the State of California, is hereby accepted by the undersigned officer pursuant to authority conferred by Resolution No. 79-534 of the Board of Supervisors of said County adopted on May 8, 1979, and the Grantee consents to recordation thereof by its duly authorized officer.

_____ _____
Chief, Real Estate Division Date

LOG No. _____

EXHIBIT A
LEGAL DESCRIPTION
42 FOOT RIGHT OF WAY
PAGE 1 OF 1

BEING LOCATED IN THE STATE OF CALIFORNIA, COUNTY OF SACRAMENTO, UNINCORPORATED AREA, AND BEING ALONG THE EASTERLY SIDE OF DEL CAMPO HIGH SCHOOL, BEING DESCRIBED AS FOLLOWS:

ALL THAT PORTION OF THAT CERTAIN 70.126 ACRE TRACT OF LAND DESCRIBED IN THAT CERTAIN GRANT DEED RECORDED IN BOOK 3605 AT PAGES 91-92 IN THE OFFICE OF THE RECORDER, COUNTY OF SACRAMENTO, STATE OF CALIFORNIA.

THE EASTERLY TWENTY-TWO (22) FEET OF AFORESAID GRANT DEED, ALONG THE WESTERLY LINE OF DEWEY DRIVE, SUCH THAT THE EXTENT OF THE WESTERLY RIGHT OF WAY IS FORTY-TWO (42) FEET FROM THE CENTERLINE OF DEWEY DRIVE.

CONTAINING: 25,507.81 SQUARE FEET OR 0.59 ACRES +/-

END OF DESCRIPTION

PREPARED BY: WARREN CONSULTING ENGINEERS, INC.
1117 WINDFIELD WAY, STE. 11O
EL DORADO HILLS, CA 95762

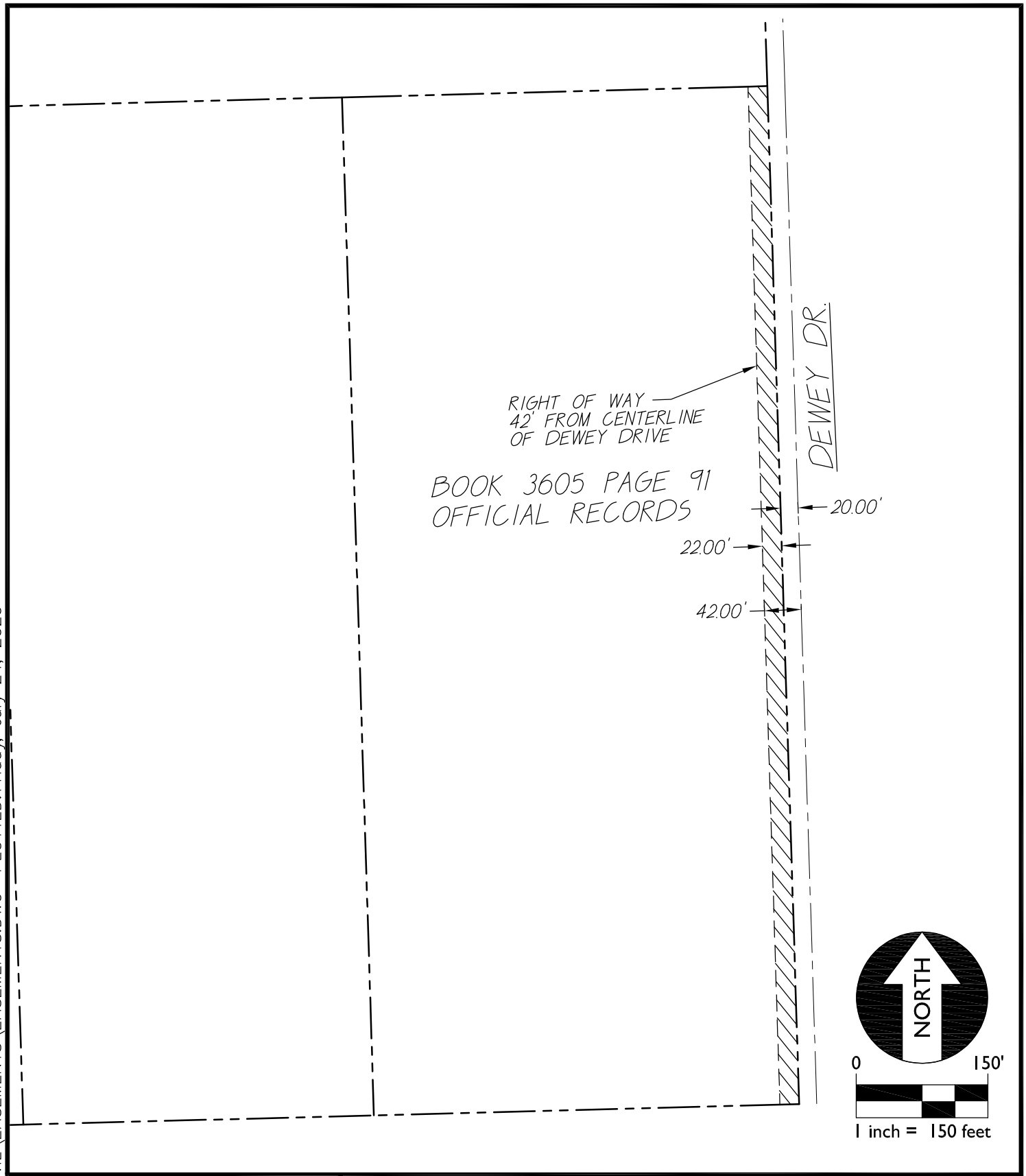

FILENAME: I:\19-061\CIVIL\EASEMENTS\EASEMENTS.DWG PLOTTED: Friday, July 24, 2020

WARREN CONSULTING ENGINEERS, INC.
1117 WINDFIELD WAY, SUITE 110
EL DORADO HILLS, CA 95762 | (916) 985-1870

Title: EXHIBIT "B"	Ref: -
Project: 42' RIGHT OF WAY DEWEY DRIVE DEL CAMPO HIGH SCHOOL	Job No: 19-061
	Scale: 1"=150'
	Date: 12-11-19
	Sheet No. EX.B

WHEN RECORDED RETURN TO:

REAL ESTATE DIVISION
COUNTY OF SACRAMENTO
3711 Branch Center Road
Sacramento, CA 95827
Mail Code 63-002

No Fee Document-Per Government Code 27383
No Document Transfer Tax-Per R & T Code 11922
Okay to Accept
Signature/Date: _____

Print Name & Dept: _____

APN: 236-0060-026 & 009

Project Name & Dept: 4925 Dewey Drive (WR) THIS SPACE FOR RECORDER'S OFFICE ONLY

EASEMENT FOR DRAINAGE PIPELINE

San Juan Unified School District, a political subdivision of the State of California,

hereinafter referred to as GRANTOR, does hereby grant to the COUNTY OF SACRAMENTO, a political subdivision of the State of California, hereinafter referred to as the COUNTY, an easement for drainage, ingress and egress and maintenance purposes (hereinafter referred to as the "Drainage Pipeline Easement") including installing, constructing, reconstructing, improving, operating, maintaining and repairing a storm water drainage pipeline and inclusive of ingress and egress thereto for pedestrians, vehicles and equipment necessary or convenient to access, operate, maintain, restore or repair said Drainage Pipeline as the COUNTY may require, together with all necessary appurtenances appertaining thereto, a perpetual right of way over, under, upon and across all that real property situated in the County of Sacramento, State of California, described as follows:

SEE EXHIBITS "A" and "B" ATTACHED HERETO AND MADE A PART HEREOF

Notwithstanding the Drainage Pipeline Easement granted hereby, but subject to the limitations stated below, GRANTOR, without first seeking COUNTY approval, retains the right to install improvements within the above-described easement area limited to landscape irrigation systems, groundcover and shrubs that do not exceed five feet in height. Installation of all other improvements within the easement area or that may extend into the easement area, shall first require permitting by the Sacramento County Water Agency, or its successor agency. Damage to said herein authorized or permitted improvements caused by the COUNTY'S use of the easement shall be either repaired or replaced, or the costs therefore shall be paid by the COUNTY to the GRANTOR, as the COUNTY in its sole discretion shall elect. Any use of the easement area which is not compatible with, or interferes with, the rights herein granted shall not be allowed. Improvements installed in violation hereof may be removed and the cost of removal shall be at the expense of the GRANTOR or successors in interest.

[Signature page follows]

LOG No. _____

[Signature page to Easement for Drainage Pipeline]

Warrant of Signature Authority. The Grantor warrants the signature appearing on this instrument of real property (i.e. Easement Deed, Grant Deed, Quit Claim Deed) has the legal and requisite signatory authority for the conveyance of Grantor's real property interest. Further, the Parties acknowledge and agree that this Grantee, which is a public entity, is relying on said Warrant of Signature Authority when accepting this real property instrument for recordation.

Dated: _____, 20_____

San Juan Unified School District

_____

Kent Kern

_____

Superintendent

CALIFORNIA ALL-PURPOSE ACKNOWLEDGMENT

A Notary Public or other officer completing this certificate verifies only the identity of the individual who signed the document to which this certificate is attached, and not the truthfulness, accuracy, or validity of that document.

STATE OF _____)

COUNTY OF _____)

On _____ before me, _____, notary public,
date name of notary officer

personally appeared _____,
name(s) of signer(s)

_____,

who proved to me on the basis of satisfactory evidence to be the person(s) whose name(s) is/are subscribed to the within instrument and acknowledged to me that he/she/they executed the same in his/her/their authorized capacity(ies), and that by his/her/their signature(s) on the instrument the person(s), or the entity upon behalf of which the person(s) acted, executed the instrument.

I certify under PENALTY OF PERJURY under the laws of the State of California that the foregoing paragraph is true and correct.

WITNESS my hand and official seal.

_____
Signature of Notary

----------OPTIONAL SECTION----------

CAPACITY CLAIMED BY SIGNER

Though statute does not require the Notary to fill in the data below, doing so may prove invaluable to persons relying on the document.

☐ INDIVIDUAL
☐ CORPORATE OFFICER(S)

_____
Title(s)
☐ PARTNER(S) ☐ LIMITED
☐ GENERAL

☐ ATTORNEY-IN-FACT
☐ TRUSTEE(S)
☐ GUARDIAN/CONSERVATOR
☐ OTHER: _____

_____

_____

SIGNER IS REPRESENTING:
Name of Person(s) or entity(ies)

_____

_____

OPTIONAL SECTION:

DATA REQUESTED HERE IS NOT REQUIRED BY LAW.

TITLE OR TYPE OF DOCUMENT: _____

NUMBER OF PAGES _____ DATE _____

SIGNER(S) OTHER THAN NAMED ABOVE _____

****

CERTIFICATE OF ACCEPTANCE

This is to certify that the interest in real property conveyed by the within deed, the provisions of which are incorporated by this reference as though fully set forth in this Certification, to the County of Sacramento, a political subdivision of the State of California, is hereby accepted by the undersigned officer pursuant to authority conferred by Resolution No. 2011-0011 of the Board of Supervisors of said County adopted on January 11, 2011, and the Grantee consents to recordation thereof by its duly authorized officer.

_____ _____
Director of General Services Date

****

EXHIBIT A
LEGAL DESCRIPTION
DRAINAGE PIPELINE EASEMENT
PAGE 1 OF 2

BEING LOCATED IN THE STATE OF CALIFORNIA, COUNTY OF SACRAMENTO, UNINCORPORATED AREA, AND BEING LOCATED ON DEL CAMPO HIGH SCHOOL PROPERTY, DESCRIBED AS FOLLOWS:

ALL THAT PORTION OF THAT CERTAIN 70.126 ACRE TRACT OF LAND DESCRIBED IN THAT CERTAIN DEED RECORDED IN BOOK 1126 OF DEEDS AT PAGE 73 IN THE OFFICE OF THE RECORDER, COUNTY OF SACRAMENTO, STATE OF CALIFORNIA.

BEING A PORTION OF THOSE PARCELS OF LAND RECORDED IN BOOK 3605 OF DEEDS, PAGE 91, BOOK 3786 OF DEEDS, PAGE 207, AND PARCEL NO. 1 AND PARCEL NO. 2 OF BOOK 3983 OF DEEDS, PAGE 839.

BEGINNING AT A POINT ON THE NORTHERLY LINE OF AFORESAID 70.126 ACRE TRACT. SAID POINT BEARS SOUTH 88°29'10" WEST 227.49 FEET FROM THE NORTHEAST CORNER OF AFORESAID 70.126 ACRE PARCEL.

THENCE FROM SAID POINT OF BEGINNING THE FOLLOWING SEVENTEEN (17) COURSES:

1. LEAVING THE NORTHERN PROPERTY LINE SOUTH 01°04'43" EAST 117.13 FEET TO A CURVE TO THE RIGHT;
2. A CURVE WITH A RADIUS OF 310.00 FEET THROUGH AN ANGLE OF 36°42'18", AN ARC LENGTH OF 198.59 FEET, BISECTED BY A CHORD OF SOUTH 17°16'26" WEST 195.21 FEET;
3. SOUTH 35°37'35" WEST 149.64 FEET;
4. NORTH 88°15'37" EAST 383.68 FEET TO THE EASTERN PROPERTY LINE OF AFORESAID PARCEL, ALSO BEING THE WEST LINE OF DEWEY DRIVE;
5. ALONG THE EASTERN PROPERTY LINE SOUTH 01°47'50" EAST 20.00 FEET;
6. LEAVING THE EASTERN PROPERTY LINE SOUTH 88°15'37" WEST 399.11 FEET;
7. SOUTH 36°55'42" WEST 425.52 FEET;
8. SOUTH 36°57'17" WEST 334.11 FEET;
9. SOUTH 89°30'23" WEST 899.22 FEET TO THE WESTERLY PROPERTY LINE OF SAID PARCEL NO. 2;
10. ALONG SAID WESTERLY PROPERTY LINE NORTH 01°30'50" WEST 20.00 FEET;

EXHIBIT A
LEGAL DESCRIPTION
DRAINAGE PIPELINE EASEMENT
PAGE 2 OF 2

11. LEAVING WESTERLY PROPERTY LINE NORTH 89°30'23" EAST 889.70 FEET;
12. NORTH 36°57'17" EAST 324.23 FEET;
13. NORTH 36°55'42" EAST 430.21 FEET;
14. NORTH 35°37'35" EAST 169.74 FEET TO A CURVE TO THE LEFT;
15. A CURVE WITH A RADIUS OF 290.00 FEET THROUGH AN ANGLE OF 36°42'18", AN ARC LENGTH OF 185.78 FEET, BISECTED BY A CHORD OF NORTH 17°16'26" EAST 182.62 FEET;
16. NORTH 01°04'43" WEST 116.97 FEET TO THE NORTHERN PROPERTY LINE OF PARCEL;
17. ALONG THE NORTHERN PROPERTY LINE NORTH 88°29'10" EAST 20.00 FEET TO THE **POINT OF BEGINNING**.

CONTAINING: 50,483.65 SQUARE FEET OR 1.16 ACRES +/-

BASIS OF BEARING FOR THIS DESCRIPTION IS IDENTICAL TO THE PLAT OF JAMES TOWNE UNIT NO. 2 FILED IN BOOK 53 OF RECORD MAPS AT PAGE 31, COUNTY OF SACRAMENTO, STATE OF CALIFORNIA.

END OF DESCRIPTION

PREPARED BY: WARREN CONSULTING ENGINEERS, INC.
1117 WINDFIELD WAY, STE. 110
EL DORADO HILLS, CA 95762

EXHIBIT "B" ATTACHED HERETO AND A PART THEREOF.

Edsel A. Roser, PLS #5505 — Date 1-4-21

PROFESSIONAL LAND SURVEYOR
EDSEL A. ROSER
No. 5505
Exp. 09-30-22
STATE OF CALIFORNIA

Mapcheck 1: DRAINAGE ESMT

Closure Summary	
Precision, 1 part in:	535964.54'
Error distance:	0.01'
Error direction:	S1° 17' 28.40"E
Area:	1.16acres
Square area:	50483.65
Perimeter:	5083.63'
Point of Beginning	
Easting:	11037.57'
Northing:	5036.47'
Side 1: Line	
Direction:	S1° 04' 43.00"E
Angle:	[-1°04'43"]
Deflection angle:	[178°55'17"]
Distance:	117.13'
Easting:	11039.77'
Northing:	4919.37'
Side 2: Curve	
Curve direction:	Clockwise
Radius:	[309.99']
Arc length:	198.59'
Delta angle:	36°42'18"
Tangent:	[102.84']
Chord direction:	S17° 16' 26.00"W
Chord angle:	[-161°38'51"]
Deflection angle:	[18°21'09"]
Chord distance:	195.21'
Easting:	10981.80'
Northing:	4732.96'
Side 3: Line	
Direction:	S35° 37' 35.00"W
Angle:	[-180°00'00"]
Deflection angle:	[0°00'00"]
Distance:	149.64'
Easting:	10894.64'
Northing:	4611.33'
Side 4: Line	
Direction:	N88° 15' 37.00"E
Angle:	[52°38'02"]
Deflection angle:	[-127°21'58"]
Distance:	383.68'
Easting:	11278.14'
Northing:	4622.98'
Side 5: Line	
Direction:	S1° 47' 50.00"E
Angle:	[-90°03'27"]
Deflection angle:	[89°56'33"]
Distance:	20.00'
Easting:	11278.77'

Northing:	4602.99'
Side 6: Line	
Direction:	S88° 15' 37.00"W
Angle:	[-89°56'33"]
Deflection angle:	[90°03'27"]
Distance:	399.11'
Easting:	10879.84'
Northing:	4590.87'
Side 7: Line	
Direction:	S36° 55' 42.00"W
Angle:	[128°40'05"]
Deflection angle:	[-51°19'55"]
Distance:	425.52'
Easting:	10624.18'
Northing:	4250.71'
Side 8: Line	
Direction:	S36° 57' 17.00"W
Angle:	[-179°58'25"]
Deflection angle:	[0°01'35"]
Distance:	334.11'
Easting:	10423.32'
Northing:	3983.72'
Side 9: Line	
Direction:	S89° 30' 23.00"W
Angle:	[-127°26'54"]
Deflection angle:	[52°33'06"]
Distance:	899.22'
Easting:	9524.14'
Northing:	3975.98'
Side 10: Line	
Direction:	N1° 30' 50.00"W
Angle:	[-91°01'13"]
Deflection angle:	[88°58'47"]
Distance:	20.00'
Easting:	9523.61'
Northing:	3995.97'
Side 11: Line	
Direction:	N89° 30' 23.00"E
Angle:	[-88°58'47"]
Deflection angle:	[91°01'13"]
Distance:	889.70'
Easting:	10413.28'
Northing:	4003.63'
Side 12: Line	
Direction:	N36° 57' 17.00"E
Angle:	[127°26'54"]
Deflection angle:	[-52°33'06"]
Distance:	324.23'
Easting:	10608.20'
Northing:	4262.73'

Side 13: Line	
Direction:	N36° 55' 42.00"E
Angle:	[179°58'25"]
Deflection angle:	[-0°01'35"]
Distance:	430.21'
Easting:	10866.67'
Northing:	4606.63'
Side 14: Line	
Direction:	N35° 37' 35.00"E
Angle:	[178°41'53"]
Deflection angle:	[-1°18'07"]
Distance:	169.74'
Easting:	10965.55'
Northing:	4744.60'
Side 15: Curve	
Curve direction:	Counter-clockwise
Radius:	[290.00']
Arc length:	185.78'
Delta angle:	36°42'18"
Tangent:	[96.20']
Chord direction:	N17° 16' 26.00"E
Chord angle:	[161°38'51"]
Deflection angle:	[-18°21'09"]
Chord distance:	182.62'
Easting:	11019.77'
Northing:	4918.99'
Side 16: Line	
Direction:	N1° 04' 43.00"W
Angle:	[180°00'00"]
Deflection angle:	[-0°00'00"]
Distance:	116.97'
Easting:	11017.57'
Northing:	5035.94'
Side 17: Line	
Direction:	N88° 29' 10.00"E
Angle:	[-90°26'07"]
Deflection angle:	[89°33'53"]
Distance:	20.00'
Easting:	11037.57'
Northing:	5036.46'

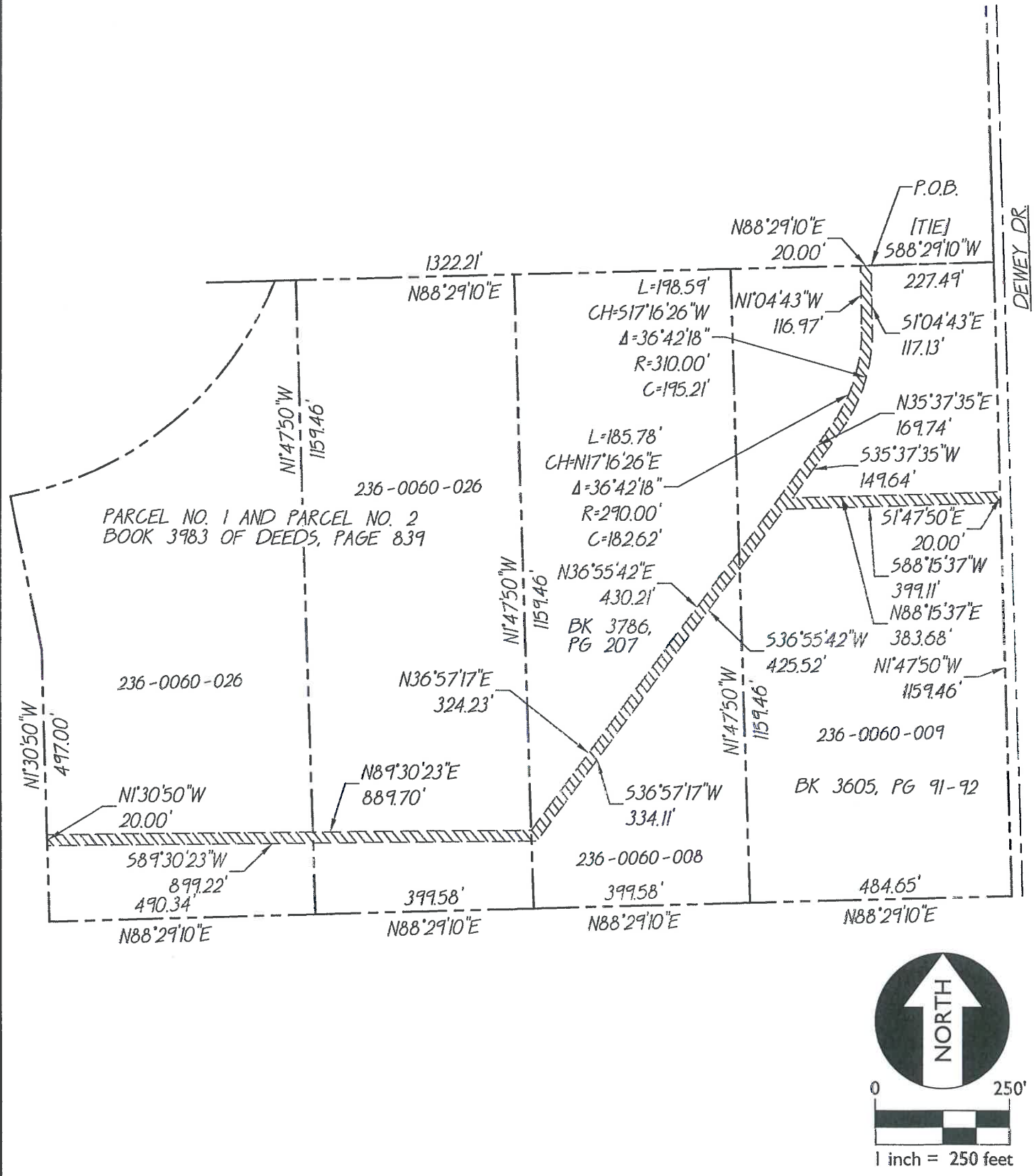

WARREN CONSULTING ENGINEERS, INC.
1117 WINDFIELD WAY, SUITE 110
EL DORADO HILLS, CA 95762 | (916) 985-1870

Title: EXHIBIT "B"		Ref: -
Project: 20' DRAINAGE PIPELINE EASEMENT DEL CAMPO HIGH SCHOOL	Job No: 19-061	Sheet No. EX.B
	Scale: 1"=250'	
	Date: 1-4-21	

FILENAME: I:\19-061\CIVIL\EASEMENTS\EASEMENTS.DWG PLOTTED: Monday, January 04, 2021

SAN JUAN UNIFIED SCHOOL DISTRICT
BOARD OF EDUCATION

AGENDA ITEM: I-6

MEETING DATE: 03/09/2021

SUBJECT: Resolution Reducing or Discontinuing Particular Kinds of Services—TK-12 Certificated

CHECK ONE:
For Discussion: ☐
For Action: ☒
Report: ☐
Workshop: ☐
Recognition: ☐
Emergency Action: ☐

DEPARTMENT: Human Resources

ACTION REQUESTED:
The superintendent is recommending that the board adopt:

1. Resolution No. 3023, reducing or discontinuing particular kinds of services, and the corresponding amount of certificated staffing that will be reduced as a result (attachment 1).
2. Resolution No. 3024, establishing criteria to apply to break a tie in seniority for certificated staff affected by program reductions and who have the same date of hire (attachment 2).

RATIONALE/BACKGROUND:
The district is committed to building a sustainable budget that aligns resources with the Strategic Plan and Local Control Accountability Plan (LCAP). This is addressed through the collective work of our entire community and the district is fortunate to have families, local leaders and employees who recognize and value the importance of public education. Instructional leaders are continually evaluating allocation of resources and program delivery models. To best meet the needs of San Juan Unified School District students, changes to the delivery model for certain services have been recommended for the 2021-22 school year. In an organization where nearly 90 percent (90%) of funding is spent on personnel, budget reductions may have an impact on jobs. Because of legal requirements and the timeline involved with approving a state budget, school districts must provide notice of any potential layoffs to employees well in advance of final budget decisions.

This can be a very disruptive process; our hope is that by providing as much information as possible, questions and uncertainly can be reduced for employees, allowing us to maintain focus on our important work of teaching and learning.

As a result of the need to make budget cuts, certain kinds of services rendered by certificated employees have been identified to be eliminated or reduced. In order to meet statutory notice requirements for potential reassignments or layoffs, the board needs to adopt the two resolutions specified above.

ATTACHMENT(S):
1: Resolution No. 3023, reducing or discontinuing particular kinds of services.
2: Resolution No. 3024, establishing criteria to apply to break a tie in seniority for certificated staff affected by program reductions and who have the same date of hire.

PREVIOUS STAFF/BOARD ACTION:
Superintendent's Cabinet: 02/08/2021; 03/01/2021
Board of Education: 02/23/2021

FISCAL IMPACT:
Current Budget: $ N/A
Additional Budget: $ N/A
Funding Source: N/A
(unrestricted base, supplemental, other restricted, etc.)
Current Year Only ☐ Ongoing ☐

LCAP/STRATEGIC PLAN:
Goal: N/A Focus: N/A
Action: N/A
Strategic Plan: N/A

PREPARED BY: Deann Carlson, Director, Human Resources

APPROVED BY: Paul Oropallo, Assistant Superintendent, Human Resources
Kent Kern, Superintendent of Schools

Attachment 1

SAN JUAN UNIFIED SCHOOL DISTRICT

RESOLUTION NO. 3023

BEFORE THE GOVERNING BOARD OF THE SAN JUAN UNIFIED SCHOOL DISTRICT

(Resolution reducing or discontinuing particular kinds of services)

WHEREAS the Governing Board of the San Juan Unified School District has decided to reduce or discontinue certain services of the district beginning no later than the commencement of the 2021-2022 school year, and

WHEREAS, as a result of said reduction or discontinuation of services, it will be necessary to decrease the number of certificated employees in the district, and

WHEREAS, California Education Code section 44955 states in part, "the services of no permanent employee may be terminated under the provisions of this section while any probationary employee, or any other employee with less seniority, is retained to render a service which said permanent employee is certificated and competent to render,"

NOW, THEREFORE, BE IT FOUND, ORDERED AND RESOLVED AS FOLLOWS:

1. That each of the foregoing recitals is true and correct.

2. The superintendent is directed to take all appropriate action to implement this resolution. The superintendent and his designees are directed and authorized to negotiate and sign layoff agreements with any employee in order to implement this resolution.

3. All services listed on Exhibit "A" which is attached and incorporated herein by reference, shall be reduced or discontinued not later than the beginning of the 2021-2022 school year in the amounts set forth in Exhibit "A."

4. Teachers are deemed to be "certificated and competent" to teach any Regional Occupational Program (ROP)/Career Technical Education (CTE) class if the teacher meets BOTH criteria listed below.
    a. Holds a valid credential issued by the State of California which is associated with the course(s) being taught, and
    b. Has taught the course(s) for at least one semester in the current school year or any of the five preceding school years.

5. Teachers are deemed to be "certificated and competent" to teach any class that is not a Regional Occupational Program (ROP)/Career Technical Education (CTE) class if the teacher meets EITHER criteria listed below.
    a. Holds a valid credential issued by the State of California which is associated with the course(s) being taught, or
    b. If there is no credential issued by the State of California associated with the course(s) being taught, holds a valid multiple or single subject credential and has taught the specific course(s) for at least one semester in the current school year or any of the five preceding school years.

6. Teachers will not be subject to layoff if they meet one or more of the following criteria.
    a. Hold a valid credential authorizing special education service.
    b. Hold a valid multiple subject credential AND a valid BCLAD (Bilingual Cross-cultural Language and Academic Development) in Spanish AND currently teach in a Dual-Immersion classroom;
    c. Have experience teaching in a Montessori classroom for at least one semester in the current school year or any of the five preceding school years OR have Montessori training in the current school year or any of the five preceding school years. Such training must lead to certification by a program accredited by the Montessori Accreditation Council for Teacher Education (MACTE). On line Montessori training does not meet this criteria.

7. Certificated employees must have filed documents with Human Resources by January 29, 2021, evidencing credentials, certifications, authorizations, advanced degrees, or challenges to seniority in order for the information to be considered for these layoff proceedings.

8. The Assistant Superintendent of Human Resources or designee is directed to send notices to certificated employees that their services will not be required for the 2021-2022 school year and that said notices should be sent to the appropriate number of certificated employees in order to effectuate a reduction of the certificated staff in an amount equal to 33.840 full-time equivalent positions.

PASSED AND ADOPTED by the Governing Board of the San Juan Unified School District this 9th day of March, 2021, by the following votes:

AYES:

NOES:

ABSENT:

_____

Paula Villescaz, President, Governing Board of the San Juan Unified School District

CLERK'S CERTIFICATE

I, Zima Creason, Clerk of the Governing Board of the San Juan Unified School District of Sacramento County, State of California, do hereby certify that the foregoing is a full, true, and correct copy of the resolution duly adopted at a regular meeting of the governing board of said school district on the 9th day of March, 2021.

_____

Zima Creason, Clerk, Governing Board of the San Juan Unified School District

RESOLUTION REDUCING OR DISCONTINUING
PARTICULAR KINDS OF SERVICES
EXHIBIT A

Administrators, Central Office Support	**FTEs**
Elem School Admin/Instructional Specialist, Skycrest Elementary	0.500
Program Specialist - EL & Multicultural Education	1.000
Program Specialist - Health Services	1.000
Vice Principal 7/8, Churchill Middle School	1.000
Vice Principal 9/12, Encina High School	1.000
Subtotal	4.500

TK-12 Certificated, Non-Administrative Positions	**FTEs**
Counselor 9/12, Encina High School	0.500
Credit Recovery, Encina High School	0.500
Credit Recovery, San Juan High School	0.500
District Resource Teacher, OSLA, ELD	1.000
District Resource Teacher, PLI, RL TOSA	1.000
Teacher - (CH) Sev Lang Hndcp, Dewey Elementary	1.000
Teacher - (CH) Sev Lang Hndcp, Mariposa Elementary	1.000
Teacher - Elem K-8: Academic Intervention Specialist	6.000
Teacher - Grade 6-12, Encina Preparatory High School (BARKS release)	0.200
Teacher - Grade 6-12, Encina Preparatory High School (LST release)	0.100
Teacher - Grade 6-12, Encina Preparatory High School (Title 1 funded)	12.400
Teacher - Site Resource-Elem (Title 1 Coach) Carmichael Elem	1.000
Teacher - Site Resource-Elem (Title 1 Coach) Dyer Kelly Elem	1.000
Teacher - Site Resource-Elem (Title 1 Coach) Whitney Elem	1.000
Teacher - Site Resource HS-El Camino Fundamental High School	1.000
Teacher - Site Resource HS-Encina Prepatory High School	0.600
Teacher – Vocational Education/ROP, Mesa Verde High School (Intro to Professional Dance; Professional Dance)	0.340
Teacher Gr 6 M/S, Arts Integration, Will Rogers Middle School	0.200
Subtotal	**29.340**

Total	**33.840**

Attachment 2

SAN JUAN UNIFIED SCHOOL DISTRICT
RESOLUTION NO. 3024

BEFORE THE GOVERNING BOARD OF THE SAN JUAN UNIFIED SCHOOL DISTRICT

(Resolution specifying criteria used in determining the order of termination of certificated employees who first rendered paid service as a probationary teacher on the same date)

WHEREAS, the board anticipates that it will be necessary to terminate the services of certificated employees effective at the close of this school year: and

WHEREAS, this board has determined that as between certificated employees who first rendered paid service as a probationary teacher to the district on the same date, certain criteria should be used in determining the order of termination based upon the needs of the district and the students thereof.

NOW, THEREFORE, BE IT FOUND, ORDERED, AND RESOLVED AS FOLLOWS:

1. Each and all of the foregoing recitals are true and correct.

2. The criteria used to determine the order of termination of certificated employees who first rendered paid service as a probationary teacher to the district on the same date, and the weight to be given to such criteria, shall be the following:

   a. Category I – Certifications and Experience

   Need: To retain teachers with: greatest flexibility of assignment based on California credentials held; National Board Certification; and/or experience teaching at school identified as District Designated Title I school.

Criteria	Points
Each full K-12 base credential (e.g., multiple subject, single subject, pupil personnel services, school nurse, librarian)	4
Each foundational level base credential	3
Each intern permit	2
Each supplemental authorization	2
Other services credential (administration)	2
National Board Certification	2
Taught at a District Designated Title 1 School during the 2020-21 school year	1

   If there is still a tie after applying the above criteria, then Category II will be utilized.

b. Category II – District Teaching Experience

Need: To recognize certificated experience in the San Juan Unified School District under contract which is not reflected by the employee's seniority date.

Experience	Value
Each year or portion of a year of in-district experience as a certificated employee under contract prior to the employee's seniority date	Percentage of school year(s) served

If there is still a tie after applying Category II criteria, then Category III will be utilized.

c. Category III - Lottery

If any two or more certificated employees who first rendered paid service as a probationary employee on the same date still have the same number of points after application of points provided above, the ranking of such employees shall be determined by a lottery conducted by the Assistant Superintendent, Human Resources or designee.

3. The order of termination of certificated employees who first rendered paid service as a probationary teacher to the district on the same date as set forth above is based solely on the needs of this district and its students.

4. Notwithstanding any other provision of this resolution to the contrary, a certificated employee shall be retained to render any service for which there is no certificated employee retained in the district with a higher number of points, as determined by the procedure set forth above, or with more seniority, who is certificated and competent to render such service.

5. This resolution shall be for the purpose of determining the relative order of termination of certain certificated employees as part of a layoff of certificated employees effective at the end of the 2020-2021 school year. This resolution shall not be effective for any other purposes, including, but not limited to, any subsequent layoffs of certificated employees.

PASSED AND ADOPTED by the Governing Board of the San Juan Unified School District this 9th day of March, 2021, by the following vote:

AYES:

NOES:

ABSENT:

_____

Paula Villescaz, President, Governing Board of the San Juan Unified School District

CLERK'S CERTIFICATE

I, Zima Creason, Clerk of the Governing Board of the San Juan Unified School District of Sacramento County,

State of California, do hereby certify that the foregoing is a full, true, and correct copy of the resolution duly adopted at a regular meeting of the governing board of said school district on the 9th day of March, 2021.

_____

Zima Creason, Clerk, Governing Board of the San Juan Unified School District

SAN JUAN UNIFIED SCHOOL DISTRICT
BOARD OF EDUCATION

AGENDA ITEM: **I-7**

MEETING DATE: **03/09/2021**

SUBJECT: Resolution Reducing or Discontinuing Particular Kinds of Services—Adult Education

CHECK ONE:
For Discussion: ☐
For Action: ☒
Report: ☐
Workshop: ☐
Recognition: ☐
Emergency Action: ☐

DEPARTMENT: Human Resources

ACTION REQUESTED:
The superintendent is recommending that the board adopt:

1. Resolution No. 3025, reducing or discontinuing particular kinds of services, and the corresponding amount of certificated staffing that will be reduced as a result (attachment 1).
2. Resolution No. 3026, establishing criteria to apply to break a tie in seniority for adult education certificated staff affected by program reductions and who have the same date of hire (attachment 2).

RATIONALE/BACKGROUND:
The district is committed to building a sustainable budget that aligns resources with the Strategic Plan and Local Control Accountability Plan (LCAP). This is addressed through the collective work of our entire community and the district is fortunate to have families, local leaders and employees who recognize and value the importance of public education. Instructional leaders are continually evaluating allocation of resources and program delivery models. To best meet the needs of San Juan Unified School District students, changes to the delivery model for certain services have been recommended for the 2021-22 school year. In an organization where nearly 90 percent (90%) of funding is spent on personnel, budget reductions may have an impact on jobs. Because of legal requirements and the timeline involved with approving a state budget, school districts must provide notice of any potential layoffs to employees well in advance of final budget decisions.

As this can be a very disruptive process, our hope is that by providing as much information as possible, questions and uncertainly can be reduced for employees allowing us to maintain focus on our important work of teaching and learning.

As a result of the need to make budget cuts, certain kinds of services rendered by certificated employees have been identified to be eliminated or reduced. In order to meet statutory notice requirements for potential reassignments or layoffs, the board needs to adopt the two resolutions specified above.

ATTACHMENT(S):
1: Resolution No. 3025, reducing or discontinuing particular kinds of services—adult education.
2: Resolution No. 3026, establishing criteria to apply to break a tie in seniority for adult education certificated staff affected by program reductions and who have the same date of hire.

PREVIOUS STAFF/BOARD ACTION:
Superintendent's Cabinet: 02/08/2021, 03/01/2021
Board of Education: 02/23/2021

FISCAL IMPACT:
Current Budget: $ N/A
Additional Budget: $ N/A
Funding Source: N/A
(unrestricted base, supplemental, other restricted, etc.)
Current Year Only ☐ Ongoing ☐

LCAP/STRATEGIC PLAN:
Goal: N/A Focus: N/A
Action: N/A
Strategic Plan: N/A

PREPARED BY: Deann Carlson, Director, Human Resources

APPROVED BY: Paul Oropallo, Assistant Superintendent, Human Resources
Kent Kern, Superintendent of Schools

Attachment 1

SAN JUAN UNIFIED SCHOOL DISTRICT

RESOLUTION NO. 3025

BEFORE THE GOVERNING BOARD OF THE SAN JUAN UNIFIED SCHOOL DISTRICT

(Resolution reducing or discontinuing particular kinds of services)

WHEREAS the Governing Board of the San Juan Unified School District has decided to reduce or discontinue certain services of the district beginning no later than the commencement of the 2021-2022 school year, and

WHEREAS, as a result of said reduction or discontinuation of services, it will be necessary to decrease the number of certificated employees in the district, and

WHEREAS, California Education Code section 44955 states in part, "the services of no permanent employee may be terminated under the provisions of this section while any probationary employee, or any other employee with less seniority, is retained to render a service which said permanent employee is certificated and competent to render", and

WHEREAS, California Education Code section 44929.26 states in part, "service in the evening school shall not be included in computing the service required as a prerequisite to attainment of, or eligibility to, classification as a permanent employee in the day school…"

NOW, THEREFORE, BE IT FOUND, ORDERED AND RESOLVED AS FOLLOWS:

1. That each of the foregoing recitals is true and correct.

2. The superintendent is directed to take all appropriate action to implement this resolution. The superintendent and his designees are directed and authorized to negotiate and sign layoff agreements with any employees in order to implement this resolution.

3. All services listed on Exhibit "A" which is attached and incorporated herein by reference, shall be reduced or discontinued not later than the beginning of the 2021-2022 school year in the amounts set forth in Exhibit "A."

4. Teachers are deemed to be "certificated and competent" to teach any class in the Adult Education program if the teacher meets EITHER criteria listed below.
   a. Holds a valid credential issued by the State of California which is associated with the course(s) being taught or
   b. If there is no credential issued by the State of California associated with the course(s) being taught, has taught the specific course(s) for at least one semester in the current school year or any of the five preceding school years.

5. Certificated employees must have filed documents with Human Resources by January 29, 2021, evidencing credentials, certifications, authorizations, advanced degrees, or challenges to seniority in order for the information to be considered for these layoff proceedings.

6. The Assistant Superintendent of Human Resources or designee is directed to send notices to certificated employees that their services will not be required for the 2021-2022 school year and that said notices should be sent to the appropriate number of certificated employees in order to effectuate a reduction of the certificated staff in an amount equal to 2.07 full-time equivalent positions.

PASSED AND ADOPTED by the Governing Board of the San Juan Unified School District this 9th day of March, 2021, by the following votes:

AYES:

NOES:

ABSENT:

_____

Paula Villescaz, President, Governing Board of the San Juan Unified School District

CLERK'S CERTIFICATE

I, Zima Creason, Clerk of the Governing Board of the San Juan Unified School District of Sacramento County, State of California, do hereby certify that the foregoing is a full, true, and correct copy of the resolution duly adopted at a regular meeting of the governing board of said school district on the 9th day of March, 2021.

_____

Zima Creason, Clerk, Governing Board of the San Juan Unified School District

RESOLUTION REDUCING OR DISCONTINUING
PARTICULAR KINDS OF SERVICES—ADULT EDUCATION
EXHIBIT A

Adult Education Certificated, Non-Administrative Positions	**FTEs**
A/E ESL	0.47
A/E High School Completion	1.00
A/E VOC	0.60
Subtotal	2.07
Total	**2.07**

SAN JUAN UNIFIED SCHOOL DISTRICT

RESOLUTION NO. 3026

BEFORE THE GOVERNING BOARD OF THE SAN JUAN UNIFIED SCHOOL DISTRICT

(Resolution specifying criteria used in determining the order of termination of adult education certificated employees who first rendered paid service as a probationary teacher on the same date)

WHEREAS, the board anticipates that it will be necessary to terminate the services of certificated employees effective at the close of this school year: and

WHEREAS, this board has determined that as between certificated employees who first rendered paid service as a probationary teacher to the district on the same date, certain criteria should be used in determining the order of termination based upon the needs of the district and the students thereof.

NOW, THEREFORE, BE IT FOUND, ORDERED, AND RESOLVED AS FOLLOWS:

1. Each and all of the foregoing recitals are true and correct.

2. The criteria used to determine the order of termination of certificated employees who first rendered paid service as a probationary teacher to the district on the same date, and the weight to be given to such criteria, shall be the following:

   a. Category I – Certifications and Experience

   Need: To retain teachers with: greatest flexibility of assignment based on California credentials held.

Criteria	**Points**
Each full base credential (e.g., designated subject, multiple subject, single subject, pupil personnel services)	4
Each supplemental authorization	2
Other services credential (administration)	2

If there is still a tie after applying the above criteria, then Category II will be utilized.

b. Category II – District Teaching Experience

Need: To recognize certificated experience in the San Juan Unified School District under contract which is not reflected by the employee's seniority date.

Experience	Value
Each year or portion of a year of in-district experience as a certificated employee under contract prior to the employee's seniority date.	Percentage of school year(s) served

If there is still a tie after applying Category II criteria, then Category III will be utilized.

c. Category III - Lottery

If any two or more certificated employees who first rendered paid service as a probationary employee on the same date still have the same number of points after application of points provided above, the ranking of such employees shall be determined by a lottery conducted by the Assistant Superintendent, Human Resources or designee.

3. The order of termination of certificated employees who first rendered paid service as a probationary teacher to the district on the same date as set forth above is based solely on the needs of this district and its students.

4. Notwithstanding any other provision of this resolution to the contrary, a certificated employee shall be retained to render any service for which there is no certificated employee retained in the district with a higher number of points, as determined by the procedure set forth above, or with more seniority, who is certificated and competent to render such service.

5. This resolution shall be for the purpose of determining the relative order of termination of certain certificated employees as part of a layoff of certificated employees effective at the end of the 2020-2021 school year. This resolution shall not be effective for any other purposes, including, but not limited to, any subsequent layoffs of certificated employees.

PASSED AND ADOPTED by the Governing Board of the San Juan Unified School District this 9th day of March, 2021, by the following vote:

AYES:

NOES:

ABSENT:

_____

Paula Villescaz, President, Governing Board of the San Juan Unified School District

Attachment 2

CLERK'S CERTIFICATE

I, Zima Creason, Clerk of the Governing Board of the San Juan Unified School District of Sacramento County, State of California, do hereby certify that the foregoing is a full, true, and correct copy of the resolution duly adopted at a regular meeting of the governing board of said school district on the 9th day of March, 2021.

_____

Zima Creason, Clerk, Governing Board of the San Juan Unified School District

SAN JUAN UNIFIED SCHOOL DISTRICT
BOARD OF EDUCATION

AGENDA ITEM: **I-8**

MEETING DATE: **03/09/2021**

SUBJECT: Resolution Reducing or Discontinuing Certain Classified Services

CHECK ONE:
For Discussion: ☐
For Action: ☒
Report: ☐
Workshop: ☐
Recognition: ☐
Emergency Action: ☐

DEPARTMENT: Human Resources

ACTION REQUESTED:
The superintendent is recommending that the board adopt Resolution No. 3027, reducing or discontinuing certain classified positions effective June 30, 2021, because of lack of work and/or lack of funds.

RATIONALE/BACKGROUND:
As a result of the need to align district programs and services with available funding, certain kinds of services rendered by classified employees have been identified to be reduced or discontinued because of lack of work or lack of funds as identified in Exhibit "A" attached.

ATTACHMENT(S):
1: Resolution No. 3027
2: Exhibit A

PREVIOUS STAFF/BOARD ACTION:
Superintendent's Cabinet: 02/08/2021; 03/01/2021
Board of Education: 02/23/2021

FISCAL IMPACT:
Current Budget: $ N/A
Additional Budget: $ N/A
Funding Source: N/A
(unrestricted base, supplemental, other restricted, etc.)
Current Year Only ☐ Ongoing ☐

LCAP/STRATEGIC PLAN:
Goal: N/A Focus: N/A
Action: N/A
Strategic Plan: N/A

PREPARED BY: Deann Carlson, Director, Human Resources

APPROVED BY: Paul Oropallo, Assistant Superintendent, Human Resources
Kent Kern, Superintendent of Schools

SAN JUAN UNIFIED SCHOOL ISTRICT
RESOLUTION NO. 3027

RESOLUTION REDUCING OR DISCONTINUING CERTAIN CLASSIFIED SERVICES BEFORE THE GOVERNING BOARD OF THE SAN JUAN UNIFIED SCHOOL DISTRICT

WHEREAS the governing board of the San Juan Unified School District has decided to reduce or discontinue certain classified services of the district as of June 30, 2021, and

WHEREAS, as a result of said reduction or discontinuation of classified services, it will be necessary to decrease the number of classified employees in the district:

NOW, THEREFORE, BE IT FOUND, ORDERED AND RESOLVED AS FOLLOWS:

1. That each of the foregoing recitals is true and correct:

2. All of those positions listed in Exhibit "A" which is attached and incorporated herein by reference shall be reduced or discontinued effective June 30, 2021, in the amounts as set forth in Exhibit "A."

3. The assistant superintendent of human resources or designee is authorized to send notices to affected classified employees that due to lack of work or lack of funds, certain services now being provided by the district will be reduced or discontinued to the extent as set forth in Exhibit "A."

PASSED AND ADOPTED by the governing board of the San Juan Unified School District this 9th day of March, 2021, by the following votes:

AYES:

NAYS:

ABSTAIN:

ABSENT:

_____

Paula Villescaz, President, Governing Board of the San Juan Unified School District

CLERK'S CERTIFICATE

I, Zima Creason, Clerk of the governing board of the San Juan Unified School District of Sacramento County, State of California, do hereby certify that the foregoing is a full, true and correct copy of the resolution duly adopted at a regular meeting of the governing board of said school district on the 9th day of March, 2021.

_____

Zima Creason, Clerk, Governing Board of the San Juan Unified School District

EXHIBIT A - CLASSIFIED LAYOFFS AND REDUCTIONS
EFFECTIVE JUNE 30, 2021
REVISED*

Classified Management	Current FTE	New FTE	Total # of Positions	# of Vacant Positions
Construction Manager - M&O	1.0000	0.0000	1	0
Coord-Sch Technology Support	1.0000	0.0000	1	0
Deputy Superintendent - Fiscal Services	1.0000	0.0000	1	0
Subtotal	**3.0000**	**0.0000**	**3.0000**	**0.0000**

Classified Non-management	Current FTE	New FTE	Total # of Positions	# of Vacant Positions
Admission and Family Services Technician	1.0000	0.0000	1	1
Admin Assistant	3.0000	0.0000	3	2
Admin Assistant I (Conf)	1.0000	0.0000	1	0
Admin Assistant IV (Conf)	1.0000	0.0000	1	1
Bus Attendant	0.7500	0.0000	1	1
Bus Driver	2.5000	0.0000	3	3
Clerk	0.8750	0.5000	2	1
Community Liaison	0.5000	0.0000	1	0
Grants Technician	1.0000	0.0000	1	1
Groundskeeper	1.0000	0.0000	1	1
Instructional Assistant Academy	1.0000	0.0000	1	1
Instructional Assistant I	7.7502	0.0000	12	10
Instructional Assistant II	0.6875	0.0000	1	1
Instructional Assistant III	4.5625	0.0000	6	6
Instructional Assistant MSH	4.7500	0.0000	7	7
Instructional Assistant-PH	0.7500	0.0000	1	1
Instructional Assistant Bil Spanish	0.4375	0.0000	1	1
Intermediate Clerk	1.8750	0.0000	3	3
Intermediate Clerk Typist*	3.8750	0.0000	6	4
Junior Mechanic	1.0000	0.0000	1	1
Lead Project/Planner Coordinator	1.0000	0.0000	1	0
Nutrition Services Worker I	1.1875	0.0000	4	4
Nutrition Services Worker II	0.5000	0.0000	1	1
Procurement Technician	1.0000	0.0000	1	1
School Community Intervention Assistant	1.0000	0.0000	1	0
School Community Intervention Specialist I	1.0000	0.0000	1	0
School Community Intervention Specialist II	1.0000	0.0000	1	1
School Community Refugee Specialist	2.0000	0.0000	2	0
School Community Resource Assistant Arabic	1.0000	0.0000	1	0
School Community Resource Assistant Farsi	3.0000	0.0000	3	1
School Community Resource Assistant Spanish	1.0000	0.0000	1	0
School Community Worker	1.0000	0.0000	1	0
School Playground Rec-Aide	2.1564	0.0000	7	5
Secretary*	1.0000	0.7500	2	1
Senior Records & Report Clerk	0.5000	0.0000	1	0
Warehouse/Delivery Worker	1.0000	0.0000	1	0
Youth Adult Employment Tech II	0.8750	0.0000	1	0
Subtotal	**59.5316**	**1.2500**	**84.0000**	**60.0000**
Total	**62.5316**	**1.2500**	**87.0000**	**60.0000**

SAN JUAN UNIFIED SCHOOL DISTRICT
TENTATIVE BOARD AGENDA ITEMS
2020-2021

MARCH 23

Recognition: Week of the Young Child (Apr. 12-16) – A	Townsend-Snider
Graduation Requirements Waiver – D	Messer
Graduation Ceremonies – D	Messer
New High School Courses – D	Schnepp
Instructional Materials Adoptions – D	Schnepp
*Head Start and Early Head Start Grant Application 2021-2022 – A	Townsend-Snider
*Audit Report for Measures J, N, P and S – A	Stephens

APRIL 13

Recognition: School Bus Driver's Appreciation Day (Apr. 27) – A	Oropallo
CCEIS Update – R	Calvin
Graduation Requirements Waiver – A [Discussed 03/23/21]	Messer
Public Hearing: California Montessori Project Charter School Renewal Petition – A [Discussed 02/23/21]	Flagler
Public Hearing: Conveyance of Easement at Del Campo High School to Sac County – A [Discussed 03/09/21]	Camarda
Williams Complaint Report – R	Simlick
Proposed Board Meeting Dates for 2021-2022 – A	Kern
*New High School Courses – A [Discussed 03/23/21]	Schnepp
*Instructional Materials Adoptions – A [Discussed 03/23/21]	Schnepp

APRIL 27

Recognition: California Day of the Teacher (May 13) – A	Oropallo
Recognition: National Nurses Week and National School Nurse Day (May 6-12 & May 13) – A	Calvin
School Climate: Parent-Staff-Student Voice – R	Schnepp

MAY 11

Recognition: Classified School Employee Week (May 16-22) – A	Oropallo
Hearing Officer's Recommendation-2021 RIF (if applicable) – A	Simlick
*Approval of CTE 2021 Advisory Committee Roster – A	Messer

MAY 25

Recognition: National Science Bowl (if applicable) – A	Messer/Shoemake
Recognition: Science Olympiad (if applicable) – A	Messer/Shoemake
Recognition: Academic Decathlon (if applicable) – A	Messer
*Head Start/Early Head Start Contract Resolution FY 2021-2022 – A	Townsend-Snider

JUNE 8

Public Hearing: LCAP – D	Schnepp
Public Hearing: LCAP/Choices Charter School – D	Flagler
Public Hearing: Adoption of the 2021-2022 Budget – D	Stephens
Temporary Interfund Borrowing of Cash – A	Stephens
*CIF Superintendent Designation of Representatives 2021-2022 – A	Messer

JUNE 22

LCAP – A [Public Hearing 06/08/21]	Schnepp
LCAP Choices Charter School – A [Public Hearing 06/08/21]	Flagler
Adoption of the 2021-2022 Budget – A [Public Hearing 06/08/21]	Stephens
*Consolidated Application, Spring Report 2020-2021 – A	Calvin
*2020-2021 Actuarial Report (OPEB) – A	Oropallo
*Charter School 2019-2020 Audit Reports (Aspire, Atkinson, CMP, GIS, GV, OFY) – A	Stephens