San Juan Unified School District
Regular Meeting of the Board of Education
3738 Walnut Avenue, Carmichael, California 95608

PUBLIC PARTICIPATION GUIDELINES

Board of Education meetings are held in person in the board room located at 3738 Walnut Avenue, Carmichael, California. Public attendance is welcome and encouraged. Alternatively, you can view the board meeting on YouTube from a computer, mobile device or tablet. The YouTube link can be found on the district's YouTube channel or by visiting https://www.sanjuan.edu/boardmeeting where the link will be posted approximately 15 minutes prior to the start of the meeting.

The district has taken the following steps to assist the public in offering public comment:

1. In Person Public Comment. Public comment may be offered in person during the board meeting at the district office located at 3738 Walnut Avenue, Carmichael, California.

2. Remote Public Comment. Individuals who cannot attend the meeting in person may request to provide a public comment remotely. Requests must be submitted at https://www.sanjuan.edu/boardmeeting by 1:00 p.m. on the date of the board meeting. The request form is available once a meeting agenda is posted. Those who submit a request will be provided with a link to join the meeting via computer software requiring an internet connection or by calling in to the meeting via phone. The individual will be invited to offer their comment during the appropriate public comment period.

Board Bylaw 9323 limits visitor comments to two (2) minutes per speaker, with no more than 30 minutes per single topic. Time will be extended for any speaker who uses an interpreter. Please be aware that public comments, including your name, become part of the public record.

The business to be considered at this board meeting is on the following agenda:

Board of Education Agenda
December 14, 2021

A. OPEN SESSION/CALL TO ORDER/ANNOUNCEMENT OF CLOSED SESSION TOPICS – 5:45 p.m.

1. Visitor Comments (for closed session agenda items only)
   Board Bylaw 9323 limits visitor comments to two (2) minutes per speaker, with no more than 30 minutes per single topic. Time will be extended for any speaker who uses an interpreter.

B. CLOSED SESSION – 5:45 p.m.

1. Student expulsion in one case (Education Code section 48918[f]).
2. Collective bargaining matters – discussion with negotiator Daniel Thigpen, Senior Director, Labor Relations, regarding CSEA Chapter 127 General/Operations support, Chauffeurs/Teamsters Local No. 150 Transportation, Supervisors, Teachers and Certificated Supervisory units; and regarding non-represented groups: management and confidential units (Government Code section 54957.6).

C. RECONVENE OPEN SESSION/PLEDGE OF ALLEGIANCE – 6:30 p.m.

D. ORGANIZATIONAL MEETING – Election of Officers/Representatives/Determinations – 6:35 p.m. (Villescaz)
Comment: At the November 16, 2021, board meeting, the board selected December 14, 2021, as the date for the annual organizational meeting of the Board of Education to take the following actions:

1. Election of officers: president, vice president, clerk
2. Selection of board representatives to the following committees [past/current representatives noted]:
   a. Board Advisory Committees
      i. Citizens/Bond Oversight Committee [Hernandez; Villescaz (alt.)]
      ii. Curriculum, Standards, Instructional and Student Services Committee [Costa; McKibbin (alt.)]
      iii. Facilities Committee [Hernandez; Creason (alt.)]
   b. District Committees
      i. District Audit Committee [Hernandez and Villescaz]
      ii. Local Control and Accountability Plan Parent Advisory Committee (LCAP PAC) and LCAP Ad Hoc Committee [Villescaz; McKibbin (alt.)]

c. Parent Committees
   i. District English Learner Advisory Committee (DELAC) [Costa; Creason (alt.)]
   ii. Special Education Community Advisory Committee (CAC) [Creason; McKibbin (alt.)]

d. Other Board-Represented Committees
   i. California School Boards Association (CSBA) Delegate Assembly; 2-year term from April 1, 2022 through March 31, 2024 [McKibbin term ends March 31, 2022; Costa term ends March 31, 2023]
   ii. City of Citrus Heights Education and Community Programs Committee [Villescaz and McKibbin]
   iii. Sacramento County School Boards Association [McKibbin; Creason (alt.)]

3. Establishment of regular board meeting dates and starting/ending times [presently scheduled for the second and fourth Tuesdays of the month at 6:30 p.m., and workshops as needed].
4. Determination of board meeting locations [presently held in the board room at 3738 Walnut Avenue].
5. Approve board members' remuneration in accordance with Board Bylaw 9250(a) – "The fee to be paid shall be the maximum amount allowable by law." The current amount is $787.50 per month.

E. APPROVAL OF THE MINUTES – November 16, 2021, regular meeting, pages 2392-2395.

F. ORGANIZATIONS/ANNOUNCEMENTS – 6:50 p.m.

1. High School Student Council Reports
2. Staff Reports
3. Board-appointed/District Committees
4. Employee Organizations
5. Other District Organizations
6. Closed Session/Expulsion Actions (Government Code section 54957.1)

G. VISITOR COMMENTS – 7:05 p.m.

Board Bylaw 9323 limits visitor comments to two (2) minutes per speaker, with no more than 30 minutes per single topic. Time will be extended for any speaker who uses an interpreter.

H. CONSENT CALENDAR – H-1/H-13 – 7:35 p.m.

Action: The administration recommends that the consent calendar, H-1 through H-13, regarding regular business items, be approved. Any item may be removed for further discussion and separate action following consideration of remaining agenda items.

1. *Personnel – appointments, leaves of absence, separations and job description/salary range change.

2. *Purchasing Report – purchase orders and service agreements, change orders, construction and public works bids, piggyback contracts and zero-dollar contract.

3. *Business/Financial Report – notices of completion and warrants and payroll.

4. Acceptance of the following gifts: (# = donor's estimate)
   Greer Elementary School: from Point West Rotary Club Foundation – for Cypher Hip Hop program: $3,000; for Crocker Art Ark: $2,000; for education incentives: $2,000; for River City Food Bank food pantry program: $3,000; and for B Street Theatre: $5,000.
   Lichen K-8 School: from Intel – for 339 t-shirts and 140 feet of yellow transfer vinyl: $1,657.16.
   Northridge Elementary: from Carolyn and Kirkland Fritz – for sixth grade science camp: $300; from Harbor Lights Mariners – for clothing closet: $150.

5. *Approval to dispose of surplus property pursuant to Board Policy 3270 and Education Code sections 17545 and 17546.

6. *Adoption of Resolution No. 3090 in support of Assembly Bill 75, the Kindergarten-Community Colleges Public Education Facilities Bond Act of 2022 in its current form as drafted and published on May 24, 2021.

7. *Approval to implement the following grant: California Department of Public Health Emerging Infections Epidemiology Laboratory Capacity Reopening Schools Grant for COVID-19 Testing Support 2021-2022.

8. *Approval to implement the following grant, if funded: K-12 Strong Workforce Program Grant 2022-2024.

9. *Approval of the Educator Effectiveness Block Grant Plan. (Discussed: 11/16/2021).

10. *Approval of the annual renewal of contracted USDA foods and services for the Super Co-Op Joint Powers Authority agreement.

11. *Adoption of Resolution No. 3092 awarding the lease-leaseback contract for the Starr King K-8 School transitional kindergarten/kindergarten project to Otto Construction, pursuant to Education Code section 17406.

12. *Approval of the Property Access License between San Juan Unified and the Carmichael Water District.

13. *Approval to amend the effective date of the previously approved guest teacher salary schedule to August 26, 2021.

*Material provided.

I. CONSENT CALENDAR (continued, if necessary)

Discussion and action on the items removed from the consent calendar.

J. BUSINESS ITEMS

1. Choices Charter School: On-Going Salary Schedule Adjustment and One-Time, Off-Schedule Payment – 7:40 p.m. (Ginter)

Material provided. (Discussed: 11/16/2021)

Action: The superintendent is recommending that the board approve a request from Choices Charter School to provide an on-going salary schedule adjustment and one-time, off-schedule payment.

2. 2022-2023 School Start Times – 7:45 p.m. (Kern)

Material provided. (Discussed: 10/26/2021)

Action: The superintendent is recommending that the board approve option B bell schedule for the 2022-2023 school year.

3. Public Hearing: Redistricting Trustee Map Boundaries – 7:55 p.m. (Kern)

Material provided.

Public Hearing/Discussion: The superintendent is recommending that the board hold a public hearing to receive community input regarding revised map options and to provide input and guidance to the demographer on map options based on the 2020 census data.

4. 2021-2022 First Interim and Budget/Financial Status Report – 8:25 p.m. (Stahlheber)

Material provided.

Action: The superintendent is recommending that the board review and approve the 2021-2022 First Interim Report.

5. Resolution Affirming Pandemic Recovery Investments – 8:40 p.m. (Kern)

Material provided.

Action: The superintendent is recommending that the board adopt Resolution No. 3091 affirming strategic investments to address the impacts of the COVID-19 pandemic in support of our students, families, staff and community.

6. Minimum Wage Increase: CSEA and Teamsters Salary Schedules – 8:50 p.m. (Oropallo)

Material provided.

Action: The superintendent is recommending that the board approve salary changes to reflect the January 1, 2022, minimum wage increase to $15.00 per hour for CSEA and Teamsters for specific identified ranges.

7. Minimum Wage and Substitute Administrator Rate Increase: Short Term, Temporary Salary Schedule – 8:55 p.m. (Oropallo)

Material provided.

Action: The superintendent is recommending that the board approve salary changes to reflect the January 1, 2022, minimum wage increase to $15.00 per hour for certain job classifications and the proposed change to the salary schedule for substitute administrators effective January 1, 2022.

8. Governance Handbook Annual Update – 9:00 p.m. (Board)

Material provided.

Discussion/Action: regarding the annual update to the Governance Handbook.

K. BOARD REPORTS – 9:05 p.m.

L. FUTURE AGENDA – 9:15 p.m.

The board may wish to identify items to be discussed at future meetings and the reasons therefore.

M. VISITOR COMMENTS – 9:20 p.m.

B. CLOSED SESSION (continued, if necessary)

Announcement of topics/announcement of actions.

N. ADJOURNMENT – 9:25 p.m.

The Board of Education welcomes and encourages the public's participation at the board meetings and has devoted time throughout the meeting for that purpose. You may comment on items included on this agenda; however, we ask that you limit your comments to two (2) minutes, so that as many people as possible may be heard (Education Code section 35145.5, Government Code section 54954.3). When an item indicates "material provided," the additional information is available prior to the meeting in the Information and Communication Office, 3738 Walnut Avenue, Carmichael, (916) 979-8281, or on the district website at www.sanjuan.edu.

*A person with a disability may contact the Board of Education office at (916) 971-7111, or email **stephanie.cunningham@sanjuan.edu** at least 48 hours before the scheduled board meeting to request receipt of an agenda and other distributed writings in an appropriate alternative format, or to request disability-related modifications or accommodations, including auxiliary aids or services, in order to participate in the public board meeting.*

NOTE: The times indicated are approximate.

Mission Statement

Valuing diversity and excellence, the San Juan Unified School District's mission is to educate and inspire each student to succeed and responsibly contribute to a radically evolving world by providing innovative, rigorous, student-focused instruction and programs in a safe, caring and collaborative learning community.

San Juan Unified School District
Board of Education
3738 Walnut Avenue, Carmichael, California 95608

Board of Education Minutes
November 16, 2021

Regular Meeting
Board of Education
5:45 p.m.

Open Session/Call to Order/Announcement of Closed Session Topics (A)
The November 16 regular meeting was called to order by the president, Paula Villescaz. The board meeting was held in person and also livestreamed on the district's YouTube channel.

Roll Call
Present:
Paula Villescaz, president
Michael McKibbin, Ed.D., vice president
Zima Creason, clerk (via teleconference)
Pam Costa, member
Saul Hernandez, member

Visitor Comments: Closed Session (A-1)
There were no closed session visitor comments.

Closed Session (B)
The meeting was then recessed with the board convening in closed session to consider a student expulsion in one case (Education Code section 48918[f]) and to discuss with negotiator Daniel Thigpen, Senior Director of Labor Relations, regarding CSEA Chapter 127 General/Operations support, Chauffeurs/Teamsters Local No. 150 Transportation, Supervisors, Teachers and Certificated Supervisory units and regarding non-represented groups: management and confidential units (Government Code section 54957.6).

Reconvene Open Session/Pledge of Allegiance (C)
At 6:30 p.m., the meeting was called back to order by Ms. Villescaz, and four members of the Casa Roble Fundamental High School Air Force Junior ROTC led the group in the Pledge of Allegiance. After the pledge, Ms. Villescaz explained the two methods (in person or remotely) available to submit public comment for tonight's meeting.

Minutes Approved (D)
It was moved by Ms. Costa, seconded by Dr. McKibbin, that the minutes of the October 26 regular meeting be approved. MOTION CARRIED UNANIMOUSLY [AYES: Villescaz, McKibbin, Creason, Costa, Hernandez; NOES: None; ABSTAIN: None].

High School Student Council Reports (E-1)
High School Student Council representatives Christian Cabral and Adella Todd from Del Campo High School and Courtney Endres and Jordan Saltonstall from Mesa Verde High School updated the board on the goals, activities and achievements at their respective schools.

Staff Reports (E-2)
Superintendent Kern provided an update regarding the governor's vaccine mandate, noting that it is difficult to have discussions or offer guidance when there are still so many unknowns and unanswered questions.

Closed Session/Expulsion Actions (E-6)
Dr. McKibbin reported that the board voted 4-0-1 to accept a hearing panel's recommendation of one expulsion in case number S-19.

Visitor Comments (F)
Nichole Harshbarger expressed opposition to the vaccine mandate and shared her personal experiences as a teacher.

Aria Walker expressed opposition to the vaccine mandate for students and staff.

Regina Nelson spoke against the vaccine mandate.

Lyndi Brasier shared her thoughts about focusing on education rather than the vaccine mandate.

Ali Houting encouraged the board to take a stand against the vaccine mandate.

Joshua Coleman spoke in opposition to the vaccine mandate.

Sydney Walker made comments against the vaccine mandate.

Carly Mergens expressed opposition to the vaccine mandate.

Desiree Apgar shared information about COVID-19 treatments.

Lisa Carter expressed her concerns about the COVID-19 vaccine.

Colin Mergens made comments regarding the COVID-19 vaccine.

Holly Carlson shared her personal experiences related to the vaccine mandate.

Marina Gabel expressed opposition to the vaccine mandate.

Christine Isaacson requested that the vaccine mandate not be enforced for students.

Krissy Campbell expressed opposition to the vaccine mandate.

Serena Herman expressed opposition to the vaccine mandate.

Brenda Pandos provided a handout and shared data regarding the COVID-19 vaccine.

Ms. Villescaz stated that the 30-minute time limit for public comment had been reached. It was moved by Mr. Hernandez, seconded by Ms. Costa, to extend time in order to hear the remainder of public comments. MOTION CARRIED UNANIMOUSLY [AYES: Villescaz, McKibbin, Creason, Costa, Hernandez; NOES: None: ABSTAIN: None].

Lindsey Cash encouraged the board to disregard the vaccine mandate.

Jasmina Zelenbaba expressed opposition to the COVID-19 vaccine mandate.

Cindi Keefe shared information regarding side effects of the COVID-19 vaccine.

Luke Mullisen shared information regarding the COVID-19 vaccine.

Jennifer Caldwell shared her concerns regarding the vaccine mandate.

Jennifer Geoffrey requested additional discussion and information regarding the vaccine mandate.

Sara Larian expressed her concerns about the vaccine mandate.

Ashley Brown shared her concerns about the vaccine mandate and the weekly testing requirement.

Consent Calendar Approved (G-1/G-8)
It was moved by Mr. Hernandez, seconded by Dr. McKibbin, that the consent calendar items G-1 through G-8 be approved. MOTION CARRIED UNANIMOUSLY [AYES: Villescaz, McKibbin, Creason, Costa, Hernandez; NOES: None: ABSTAIN: None].

Personnel (G-1)
Appointments, leaves of absence, separations and job descriptions/salary range change – approved as submitted.

Purchasing Report (G-2)
Purchase orders and service agreements, change orders, construction and public works bids, piggyback contracts and zero-dollar contract – approved as submitted.

Business/Financial Report (G-3)
Warrants and payroll – approved as submitted.

Gifts (G-4)
Acceptance of gifts to Laurel Ruff Transition School and San Juan High School.

Disposal of Surplus Property (G-5)
Approval to dispose of surplus property pursuant to board policy 3270 and Education Code sections 17545 and 17546.

Grant: Career Technical Education Incentive Grant 2021-2022 (G-6)
Approval to implement, if funded, the following grant: Career Technical Education Incentive Grant 2021-2022.

Capital Adult Education Regional Consortium Membership (G-7)
Approval of the official designation of new member Matt Strinden, and the removal of Angela Rodriguez, to the Capital Adult Education Regional Consortium (CAERC) board.

Resolution No. 3089: Arden Middle School New Construction Project Lease Amendment No. 4 (G-8)
Adoption of Resolution No. 3089, approving the fourth amendment to the lease agreement for the Arden Middle School new construction project No. 002-9512-P1 between SJUSD and Clark & Sullivan Builders Inc. dba Clark/Sullivan Construction.

Encina Preparatory High School Update (I-1)
Assistant Superintendent of Secondary Education and Programs Kristan Schnepp introduced the topic and explained that as a result of the decision to separate the middle school from the high school, Encina's design team is currently collaborating to define their vision and mission as a unique high school. Encina Preparatory High School Principal Greta Scholtes spoke about what has occurred at the school with the redesign process including reimagining the advocacy program and focusing on professional learning and academics. Ms. Scholtes also acknowledged the current challenges of physically having both schools (Encina Preparatory High School and Katherine Johnson Middle School) on the same campus, and she spoke about student supports, community partnerships and the efforts that are underway to engage students in athletics and clubs. Lastly, Ms. Scholtes shared details about next steps, which includes the upcoming Encina visioning process with the Sacramento State Equity 360 team.

Mr. Hernandez thanked staff for taking the time to listen to students. Ms. Costa thanked staff for the focus on student voice, and she also noted the previous efforts to redesign Encina, which had identified the need for additional fine arts opportunities for students. Ms. Costa stated she was excited about the community partners and expressed hope for the Equity 360 visioning process. Ms. Creason said she was happy about the dual enrollment possibilities and the connection to jobs. Dr. McKibbin noted the good progress with social-emotional learning, and he emphasized the need to focus on academics, including electives. Ms. Villescaz expressed appreciation for the efforts related to the Expanded Learning Opportunities grant, Equal Opportunity Schools, attendance improvement and the visioning process.

West Region Grades 6-8 Facilities Planning (I-2)
Chief Operations Officer Frank Camarda presented the topic, explaining that the forecasted enrollment data poses the question about how to address the middle school growth in the west region. David Kaitz from Davis Demographics reviewed several key maps that provided detailed historical and forecasted data related to enrollment, residence trends, and walk zones for grades 6-8 in the west region. Mr. Kaitz also presented a sample model as an example of a possible solution. Mr. Camarda shared current and recommended capacity numbers at the west region middle schools, noting the need for additional seats. Mr. Camarda also discussed next steps and the proposed timeline.

Board members then made comments and posed questions, which Mr. Camarda and Superintendent Kern addressed. Mr. Hernandez inquired about the previous proposals that were presented for Katherine Johnson Middle School, walk distances and construction costs. Ms. Costa expressed support for the physical separation of Katherine Johnson Middle School from the Encina campus, noting prior concerns about the practicability of the Creekside campus. Ms. Costa also inquired about the impact of joint grants between Encina and Katherine Johnson schools and the impact on the adult education program which currently resides at Creekside. Ms. Creason expressed excitement about Katherine Johnson Middle School having its own campus, concerns about moving the adult education program to Encina, and the desire to have the Facilities Committee and Bond Oversight Committee involved in the process. Dr. McKibbin stated he supports building facilities with a focus around curriculum rather than just where people live, and he inquired about the timeline to change a school from non-boundary to boundary. Ms. Villescaz inquired about capacity at Creekside, the proposed timeline, the need for extra temporary supports at Katherine Johnson Middle School for the next two years and the Arden Middle School boundary.

Educator Effectiveness Block Grant (I-3)
Assistant Superintendent of Secondary Education and Programs Kristan Schnepp presented the topic and introduced Director of Professional Learning and Innovation Nicole Kukral, who provided detailed information about the grant including the allowable use of funds, the connection to the Expanded Learning Opportunities Grant Plan and examples of proposed actions. Ms. Kukral also discussed the timeline for implementation and next steps. Board members made comments and posed questions, which staff answered. Action was scheduled for December 14.

Choices Charter School: On-going Salary Schedule Adjustment and One-Time, Off-Schedule Payment (I-4)
Director of Admissions and Family Services Brian Ginter presented a request from Choices Charter School to provide an on-going salary schedule adjustment and a one-time, off-schedule payment to its employees, which is commensurate with what the district previously provided its own employees. There being no questions or comments from the board, action was scheduled for December 14.

Set Annual Organizational Meeting (I-5)
It was moved by Ms. Costa, seconded by Mr. Creason, to set Tuesday, December 14, 2021, at 6:30 p.m., as the date and time for the annual organizational meeting. MOTION CARRIED UNANIMOUSLY [AYES: Villescaz, McKibbin, Creason, Costa, Hernandez; NOES: None; ABSTAIN: None].

Redistricting Timeline (I-6)
Superintendent Kern shared an update on the upcoming redistricting requirements which included the proposed process and the recommended timeline. Mr. Kern explained that the redistricting process is necessary because, based on the 2020 census data, the current trustee area map that was selected and approved by the board last July is not in compliance based on total population distribution. Ms. Villescaz inquired about the status of the State Board of Education waiver, which Superintendent Kern addressed.

Board Reports (J)
Mr. Hernandez shared that he and other board members, along with Deputy Superintendent Melissa Bassanelli, participated in the judging of the Del Campo High School homecoming halls.

Future Agenda (K)
There were no items added to the future agenda.

Visitor Comments (L)
There were no visitor comments.

Adjournment (M)
At 9:53 p.m., there being no further business, the regular meeting was adjourned.

_____ _____
Board President Kent Kern, Executive Secretary

Approved: _____
:sc

SAN JUAN UNIFIED SCHOOL DISTRICT
BOARD OF EDUCATION

AGENDA ITEM: H-1
MEETING DATE: 12/14/2021
APPROVED:

HUMAN RESOURCES

The following reports are submitted for board approval

Personnel Pages	Page #
Appointments	
Management	1
Certificated	1
Classified	1 – 2
Leaves of Absence	
Management	
Certificated	2
Classified	2
Separations	
Management	
Certificated	2
Classified	2
Pre-Retirement Reduced Workload	
Reassignments/Change in Work Year	
Errata	
Job Description/Salary Range Change	
Management	3 – 6
Certificated	
Classified	3 - 15
Unrepresented	
Cabinet Contracts/Extension of Contract	
Recommendation to Extend A District Intern Credential	
Certificated	
Credential Approval Recommendations	
Certificated	
Charter School Personnel Actions	
Choices	

1. APPOINTMENTS

CERTIFICATED SUPERVISORY

Type	Name	Status	Assignment	Location	Effective Date (s)	
Promotion	Fujita, Heather	Prob	Prog Specialist, Special Ed	Special Education-Kenneth	11/29/21	

CERTIFICATED

Type	Name	Status	Assignment	Location	Effective Date (s)	
New Hire	Baty, Lisa	Temp	Tch-Resource Spec K/12	Casa Roble	11/15/21	06/07/22
New Hire	Booker, Kaitlin	Temp	Counselor K/6	Orangevale Open	11/16/21	06/07/22
New Hire	Brown, Shannon	Prob	Teacher Grade 4	Northridge	08/10/21	
New Hire	Collett, Catherine	Prob	Teacher Grade 2	Cameron Ranch	08/10/21	
New Hire	Glass, Jesika	Temp	Teacher Preschool	Early Childhood Education	11/29/21	06/07/22
New Hire	Gontar, Marina	Prob	Teacher Grade 9/12	Mesa Verde	08/10/21	
New Hire	Heynen, Megan	Temp	Counselor 9/12	Bella Vista	11/15/21	04/28/22
New Hire	Keith, Jason	Prob	Tch-Voc Educ/ROP 9/12	San Juan	08/30/21	
New Hire	Miller, Nicole	Prob	Teacher Grade 9/12	Del Campo	08/10/21	
New Hire	Paul, Elaine	Prob	Tch-Mild/Moderate K/12	Del Deyo	08/19/21	
New Hire	Rambob, Bonnie	Temp	Teacher Grade 3	Legette	09/27/21	12/17/21
New Hire	Schroeder, Zoe	Temp	Tch-English Language Dvlp	Student Learning Assistance	09/22/21	06/07/22
New Hire	Teeter, Shannon	Prob	Teacher Grade 4	Woodside	08/10/21	
Rehire	Owen, Dayna	Temp	Teacher Grade 7/8	Woodside	10/22/21	06/07/22
Rehire	Saumure-Jones, Kathleen	Prob	Teacher Grade 9/12	Mesa Verde	08/10/21	
Rehire	Sughrue, Alyssa	Prob	Tch-Site Resource Elem I	Woodside	08/10/21	
Rehire	Twilla, Deborah	Temp	Tch-Independent Study	El Sereno	08/30/21	06/07/22

CLASSIFIED

Type	Name	Status	Assignment	Location	Effective Date (s)
New Hire	Bateyko, Lesya	Prob	Instructional Assistant I	Gold River	11/29/21
New Hire	Bautista, Lisa	Prob	Child Develop Assistant-IT	Arlington Heights ECE	11/05/21
New Hire	Baxter, Mark	Prob	Community Safety Specialist	Safe Schools	11/29/21
New Hire	Blaney, Shawn	Prob	Instructional Assistant III	Del Campo	11/10/21
New Hire	Blevins, Chelsea	Prob	Instructional Assistant III	Northridge	11/15/21
New Hire	Boustead, Patricia	Prob	Child Develop Assistant-SA	Twin Lakes ECE	11/05/21
New Hire	Brown, Tanaya	Prob	Campus Monitor	Encina	11/05/21
New Hire	Burks, Danetta	Prob	Instructional Assistant III	Ralph Richardson	11/29/21
New Hire	Courtright, Benjamin	Prob	Instructional Assist-Academy	La Entrada	12/01/21
New Hire	Crase, Stephen	Prob	Community Safety Specialist	Safe Schools	11/29/21
New Hire	Espinoza, Patricia	Prob	Instructional Assistant II	Coyle Avenue	11/19/21
New Hire	Fether, Nathan	Prob	Instructional Assistant I	Starr King	11/19/21
New Hire	Garrett, Leanore	Prob	Instructional Assistant I	Del Paso Manor	11/15/21
New Hire	Greenfield-Head, Lucia	Prob	Instructional Assistant I	Mariposa	11/30/21
New Hire	Halsell, Denesha	Prob	Non-Instruct Support Aide	Ralph Richardson ECE	11/15/21
New Hire	Harris, April	Prob	Instructional Assistant I	Charles Peck	11/17/21
New Hire	Heredia, Isabella	Prob	Instructional Assistant II	Lichen	11/10/21
New Hire	Holmes, Jackie	Prob	Nutrition Services Worker I	Coyle Avenue	11/04/21
New Hire	Hotak, Shirzai	Prob	IA-Bilingual-Farsi	Del Campo	11/19/21
New Hire	Jamal, Ban	Prob	Non-Instruct Support Aide	Grand Oaks ECE	11/01/21
New Hire	Malies, Selena	Prob	Child Develop Assistant-SA	Del Dayo ECE	11/15/21
New Hire	Mannerino, Jennifer	Prob	Intermediate Clerk Typist	Mira Loma	12/03/21
New Hire	Marroquin, Bonnie	Prob	School/Comm Intrvntn Spec	Encina	11/01/21
New Hire	Marshall, Margaret	Prob	Non-Instruct Support Aide	Mariposa ECE	11/05/21
New Hire	Morgan, Melanie	Prob	Intermediate Clerk Typist	Greer	12/06/21
New Hire	O'Keefe, Brian	Prob	Custodian	Arden	12/13/21
New Hire	Page, Kerri	Prob	Social Emotional Spprt Tech	LSC Region 2 @ Barrett	12/06/21
New Hire	Painter, Destinee	Prob	Instructional Assistant-Health	Health Services	11/09/21
New Hire	Powell, Dina	Prob	Non-Instruct Support Aide	Marvin Marshall ECE	11/01/21
New Hire	Raoof, Susan	Prob	Non-Instruct Support Aide	San Juan ECE	11/15/21
New Hire	Reyes, Ma Genaline	Prob	Health Assistant	Early Childhood Education	11/29/21
New Hire	Rezapour, Fatemeh	Prob	Non-Instruct Support Aide	Kingswood ECE	11/05/21
New Hire	Richardson, Warah	Prob	Intermediate Clerk Typist	Early Childhood Education	11/22/21
New Hire	Rospotnyuk, Pavel	Prob	Bilingual Translator, Russian	English Language Learning	11/22/21
New Hire	Ruhland, Christine	Prob	Nutrition Services Worker I	Bella Vista	11/10/21
New Hire	Saeed, Rihab	Prob	Instructional Assistant I	Whitney Avenue	11/29/21
New Hire	Saeyeldin, Hend	Prob	Non-Instruct Support Aide	Marvin Marshall ECE	11/05/21
New Hire	Saidy, Hangama	Prob	IA-Bilingual-Farsi	Early Childhood Education	12/06/21
New Hire	Sharifi, Mursal	Prob	Non-Instruct Support Aide	Sunrise ECE	11/05/21
New Hire	Shumaker, Janie	Prob	School Playground Rec Aide	Carmichael	10/26/21
New Hire	Silva Robles, Alondra	Prob	High School Secretary II	San Juan	11/22/21
New Hire	Simmons, Zachary	Prob	Plumber	Maintenance and Operations	12/06/21
New Hire	Smith, Wolfgang	Prob	Instructional Assistant II	Deterding	10/25/21

1. APPOINTMENTS (Continued)

CLASSIFIED

Type	Name	Status	Assignment	Location	Effective Date (s)
New Hire	Soldano, Samuel	Prob	Warehouse/Delivery Worker	NS Central Dist Warehouse	11/29/21
New Hire	Steelman, Kori	Prob	Instructional Assistant III	Del Campo	11/15/21
New Hire	Suboh, Qamar	Prob	Middle Sch Rec/Rprts Clerk	Katherine Johnson	11/30/21
New Hire	Vines, Andrea	Prob	Clerk	Greer	11/29/21
New Hire	Waldrop, Jacquelyn	Prob	Instructional Assistant I	Ottomon	11/19/21
Rehire	Garcia Huizar, Janee	Prob	Campus Representative	Whitney Avenue	11/15/21
Rehire	Hernandez, Daniel	Prob	Mental Health Worker	White House Counseling	11/29/21
Rehire	Mahurin, Angela	Prob	Intermediate Clerk Typist	Trajan	11/15/21
Rehire	Najem, Nuha	Prob	Child Develop Assistant-SA	Cowan ECE	11/15/21
Rehire	Northern, Shirlene	Prob	Non-Instruct Support Aide	Marvin Marshall	12/06/21
Rehire	Roberts, Cassandra	Prob	School Playground Rec Aide	Whitney Avenue	11/29/21
Rehire	Santillano, Michael	Prob	Instructional Assistant III	Garfield	11/01/21

2. LEAVES OF ABSENCE

CERTIFICATED

Type	Name	Status	Assignment	Location	Effective Date (s)
Unpaid	Penning, Lindsay	Perm	Tch-Trav Elem Clsrm-PE	Teaching and Learning	12/02/21 06/07/22
Unpaid	Wallen, Alexis	Prob	Teacher Grade 7/8	Carnegie	11/02/21 12/17/21

CLASSIFIED

Type	Name	Status	Assignment	Location	Effective Date (s)
Unpaid	Qurieshi, Husnia	Perm	IA-Bilingual-Farsi	Cottage	11/05/21 11/14/22

3. SEPARATIONS

CERTIFICATED

Type	Name	Status	Assignment	Location	Effective Date (s)
Resignation	Neuhauser, Julia	Perm	Teacher Preschool	Early Childhood Education	11/18/21
Resignation	Thompson, Alexander	Perm	Teacher Kindergarten	Del Dayo	11/19/21
Retirement	Studebaker, Shari	Perm	Tch-Mod/Severe K/12	Laurel Ruff	11/30/21

CLASSIFIED

Type	Name	Status	Assignment	Location	Effective Date (s)
Resignation	Alradawy, Eman	Perm	Non-Instruct Support Aide	San Juan ECE	09/24/21
Resignation	Austerman, Keri	Perm	Instructional Assistant II	Oakview	11/19/21
Resignation	Chatoff, Haley	Prob	Instructional Assistant I	Carmichael	10/14/21
Resignation	Danial, Lusyin	Prob	Child Develop Assistant-IT	General Davie Primary	11/09/21
Resignation	Dowling, Devin	Prob	Groundskeeper/Gardener	Maintenance and Operations	11/15/21
Resignation	Duncan, Kimberly	Perm	Instructional Assistant-Health	Health Services	09/12/21
Resignation	Frias, Vanessa	Prob	Nutrition Services Worker I	El Camino	11/30/21
Resignation	Gordon, Michelle	Perm	School Playground Rec Aide	Woodside	11/26/21
Resignation	Hart, Jessica	Prob	Instructional Assistant I	Deterding	11/04/21
Resignation	Jaffe, Jennifer	Perm	Instructional Assistant III	La Vista	10/26/21
Resignation	Joseph, Jervonne	Prob	School Playground Rec Aide	Pasadena	11/03/21
Resignation	Lewis, Amber	Prob	Secretary	Psych Services-Kenneth	10/22/21
Resignation	Lewis, Tara	Perm	IA-Multi/Severe Hndcp	Ralph Richardson	11/19/21
Resignation	Lopez, Greg	Perm	Campus Monitor	Mesa Verde	11/05/21
Resignation	Movsisyan, Araksya	Prob	Intermediate Clerk Typist	Arcade	10/26/21
Resignation	Nawar, Reham	Perm	School/Community Worker	Central Enroll/Family Svcs	12/10/21
Resignation	Salahi Yekta, Ali	Prob	IA-Bilingual-Dari	Mira Loma	11/19/21
Resignation	Thornhill, Judy	Perm	Ed Rel Mental Health Thrpst	LSC Region 2 @ Barrett	11/30/21
Resignation	Tolefree, Earl	Prob	School Playground Rec Aide	Sierra Oaks	06/09/21
Resignation	Villegas, Lorena	Prob	Mental Health Therapist	White House Counseling	11/19/21
Resignation	Yates, Steven	Perm	Heat/Air Condition Tech II	Maintenance and Operations	12/10/21
Retirement	Bidleman, Craig	Perm	Groundskeeper/Gardener	Maintenance and Operations	11/16/21
Retirement	Zhou, Bin	Perm	Custodian	Grand Oaks	12/31/21
Suspension	CL 512	Perm	Custodian	Maintenance and Operations	12/15/21
Dismissal	CL 513	Perm	Campus Monitor	Teaching and Learning	10/29/21

4. JOB DESCRIPTION / SALARY RANGE CHANGE

MANAGEMENT

Class Title	Unit	New/Update	Old Salary Range	New Salary Range	Effective Date (s)
Manager, Transportation Operations	SJAA	Update	10	N/A	12/15/21

CLASSIFIED

Class Title	Unit	New/Update	Old Salary Range	New Salary Range	Effective Date (s)
Delegated Behind-the-Wheel Trainer	TEAM	New	N/A	27	12/15/21
State and Federal Restricted Funds ~~Operations Technician~~ Analyst	CSEA	Update	31	51	12/15/21
Supervisor, Transportation Operations	SJSA	Update	A-29	N/A	12/15/21

JOB DESCRIPTION

Position Code: 801
Management Group: SJAA
Salary Range: 10
Work Calendar: 001

POSITION TITLE: Manager, Transportation Operations

DEFINITION: Under general supervision, coordinates and schedules driver training operations for the district; coordinates and schedules transportation services for students within the district with exceptional needs; prepares and maintains accurate records related to training programs and required licensing of drivers.

DIRECTLY RESPONSIBLE TO: Director, Transportation

SUPERVISION OVER: Classified employees as assigned

DUTIES AND RESPONSIBILTIES: (Any one position may not include all of the duties listed; the listed examples do not include all duties and responsibilities which may be found in positions within this classification.)

1. Plans, coordinates, tests and evaluates telematics projects and implements best practices to meet department goals and objectives.
2. Assists with departmental budget development and monitoring of expenditures in accordance with established policies.
3. May prepare purchase requisitions for materials, supplies, and/or other equipment.
4. Ensures policies and procedures are adhered to and implemented effectively and efficiently and the department maintains compliance with applicable federal and state laws.
5. Coordinates department training programs and schedules for staff orientations and vehicle inspection training.
6. Collaborates in the development of training content, visual aids, demonstrations, handouts, and other instructional materials and forms of communication and evaluates the effectiveness of training programs.
7. Advises management on transportation industry safety standards and remains abreast of the latest industry trends.
8. Makes recommendations regarding department rules, regulations, and procedures affecting policies and procedures.
9. Acts as liaison for the department by connecting with local, state, and federal agencies.
10. Interprets district rules and federal, state, and local laws/regulations specific to student transportation services.
11. Coordinates investigations and resolves service complaints received by district personnel or public relating to student transportation.
12. Participates in accident investigations to determine potential training needs for driver education or safety.
13. Ensures the accuracy and maintenance of files and records pertaining to accidents, investigations, complaints, and licensing of district drivers.
14. Coordinates with vendors regarding student transportation services and contractual obligations, as needed.
15. Performs related work as required.

QUALIFICATIONS:

Education and Experience:
Education and/or experience equivalent to a Bachelor's Degree in Business Administration or closely related field, typically found with at least five years of increasingly responsible experience, in a supervisory role, with bus routing/driving or other related transportation experience which demonstrates ability to perform the duties of the position is preferred.

Licenses and Certifications:
- Valid California Class ***C*** ~~B Commercial~~ Driver's License issued by the California Department of Motor Vehicles ***within 30 days of hire or before driving any vehicle requiring this license***
    - ~~P and S endorsements and air-brake certification must be obtained within 30 days of date of hire~~
- Staff hired for this position who are in possession of the following licenses/certification must maintain these during employment with the district:
    - Valid California Class B Commercial Driver's License with P and S endorsements and air-brake certification
    - Valid California School Bus Driver's Certificate
    - Valid First-Aid Certificate
    - Valid medical certificate approved by the California Department of Motor Vehicles
    - Any and all licenses/certifications may not include any vehicular restrictions other than, 'Automatic Transmission Only'

Knowledge, Skills, and Abilities:
- Knowledge of the provisions of California Education Code, California Vehicle Code and California Administration Code relating to the transportation of students
- Knowledge of district safety practices and procedures
- Knowledge of the tools, methods, materials and equipment used in the maintenance and repair of mechanical equipment and vehicles
- Knowledge of transportation scheduling and routing methods and techniques
- Knowledge of public agency budgets, accounting procedures and terminology
- Knowledge and skill in use of computers and assorted software programs
- Knowledge of interpersonal skills using tact, patience, and courtesy
- Knowledge of telematics principles and best practices
- Ability to effectively train and supervise assigned personnel
- Ability to understand and follow verbal and written instructions
- Ability to read, interpret, and implement district policy, state and federal regulations, and bargaining unit contracts
- Ability to establish and maintain records, and maintain a confidentiality of privileged information obtained in the course of work
- Ability to communicate effectively both verbally and in writing with all levels of district staff and the community
- Ability to work independently, with minimum direction, and make decisions within the framework of established guidelines
- Ability to work effectively with all levels of district staff and the community
- Ability to analyze situations and adopt an effective course of action
- Ability to analyze and resolve problems with tact and diplomacy

- Ability to establish priorities and meet deadlines
- Ability to use standard shop tools and equipment safely and efficiently
- Ability to maintain consistent, punctual and regular attendance

WORKING CONDITIONS:

Work Environment:
- Indoor office and outdoor environment
- Moderate to very loud noise
- Continuous contact with staff
- Drive a vehicle to conduct work

Typical Physical Characteristics: (with or without the use of aids; consideration will be given to reasonable accommodation).
- Inspect documents and other written materials with fine print
- Communicate to exchange information in person, in small groups, and/or on the telephone
- Move about facilities to conduct work, including walking, standing or remaining seated for long periods of time
- Maneuver and shift large buses without power steering
- Operate office equipment requiring repetitive hand movement and fine coordination
- Transport and lift objects weighing up to 50 pounds and objects weighing up to 150 pounds with assistance

Hazards:
- Exposure to fumes, airborne particles, oil, grease, and toxic or caustic chemicals
- Outdoor weather conditions

Other Characteristics:
- Ability to receive and respond to emergency calls after hours and on weekends

This job description is not a complete statement of essential functions and responsibilities. The district retains the discretion to add or change typical duties of a position at any time.

Board Approved: 8/5/1980
Revised: 11/10/1987
Revised: 4/10/2018
Revised: TBD

POSITION TITLE: Delegated Behind-the-Wheel Trainer

DEFINITION: Under general supervision, assists with planning and providing behind-the-wheel and continuing education instruction to district School Bus Drivers, other district staff, and individuals in the bus driver training program according to established state and federal statutes and regulations; assists with the monitoring of driver performance during any provided trainings; may participate in accident investigations involving district vehicles for the purpose of determining training needs.

*Qualified district bus drivers may be assigned to this position for up to two years and shall be selected on a rotating basis, at the discretion of management.

DIRECTLY RESPONSIBLE TO: Director, Transportation Operations or Designee

SUPERVISION OVER: N/A

DUTIES AND RESPONSIBILTIES: (Any one position may not include all of the duties listed; the listed examples do not include all duties and responsibilities which may be found in positions within this classification.)

1. Maintains assigned school bus route to transport students to and from school, as well as, transporting passengers on field trips and performs all other associated job duties.
2. Provides behind-the-wheel instruction and may accompany School Bus Drivers and/or trainee candidates on California Highway Patrol road tests, as assigned.
3. Assists with maintaining accurate and updated driver records to support School Bus Driver Instructors, as needed.
4. Provides effective and relevant instruction to district staff, as well as to candidates for the district-sponsored bus driver training program.
5. Explains and clarifies rules, laws, and regulations related to defensive driving, passenger loading/unloading, emergency and safety procedures, student/passenger behavior management, first-aid, field trips, vehicle components, positive public/community relations, and other related subjects.
6. Serves as a resource for bus drivers by providing technical expertise and guidance in areas related to routing, bus operations, department policies and procedures, etc.
7. Provides additional training and instruction for out-of-district activity trips such as mountain or city driving, as well as, for adverse weather and road conditions.
8. May assist with observing driver performance, which may include riding with drivers, as assigned.
9. Provides feedback on driver performance applicable to provided trainings to assist supervisors.
10. Provides input to management relevant to departmental observations regarding trainings provided.
11. Documents training hours and observations of performance for assigned driver candidates.
12. Maintains updated route documents and a variety of records.
13. Performs related work as required.

QUALIFICATIONS:

Education and Experience:
Must possess certification issued by the CA Department of Education (CDE) validating successful completion of the CDE School Bus Delegated Trainer requirements; minimum three years of experience driving a school bus; and currently employed with the district assigned to drive a school bus on designated routes and/or as a relief driver.

Licenses and Certifications:
- Valid California Class B Commercial Driver's License with Passenger and School Bus endorsement and air-brake certification
- Possession of a valid California School Bus Driver Delegated Behind-the-Wheel Trainer certificate
- Any and all licenses/certifications may not include any restriction other than, 'Automatic Transmission Only'
- Valid medical certificate approved by the California Department of Motor Vehicles
- Valid First-Aid Certification as required by California Highway Patrol and California Department of Motor Vehicles

Knowledge, Skills, and Abilities:
- Knowledge of applicable provisions of California Motor Vehicle Code, Education Code, and other statutes applicable to the operation of vehicles in transportation of students
- Knowledge of safe driving principles and defensive driving practices
- Knowledge of the principles and techniques of conducting effective and appropriate behind-the-wheel and continuing education training
- Knowledge of proper lifting techniques in accordance with established guidelines
- Knowledge and skill in use of computers and assorted software programs
- Knowledge of first-aid techniques and procedures
- Knowledge of interpersonal skills using tact, patience, and courtesy
- Ability to communicate effectively both verbally and in writing with administrators, staff, students, and parents
- Ability to work independently, with minimum direction, and make decisions within the framework of established guidelines
- Ability to perform basic mathematical computations
- Ability to maintain accurate and timely records
- Ability to maintain order and discipline while transporting students
- Ability to remain calm in stressful situations
- Ability to understand and follow verbal and written instructions
- Ability to work effectively with all levels of district staff, students, parents, and the community
- Ability to maintain consistent, punctual and regular attendance

WORKING CONDITIONS:

Work Environment:
- School bus, indoor, and outdoor work environment
- Moderate to loud noise

- Continuous contact with staff and students with frequent interruptions and significant distractions
- Contact with dissatisfied and/or uncooperative individuals
- Drive a vehicle to conduct work

Typical Physical Characteristics: (with or without use of aids; consideration will be given to reasonable accommodation).

- Move about schools, facilities, and school bus to conduct work including standing, balancing, bending, reaching with arms and hands, stretching, stooping, kneeling, crouching, and remaining in a stationary position for long periods of time
- Communicate to exchange information in person, with small groups, and/or on the telephone or 2-way radio
- Lift and/or move the combined weight of students and adaptive equipment
- Operate equipment requiring repetitive hand movement and fine coordination
- Load, secure, and unload students with mobility limitations on/off the school bus, including students who use wheelchairs, and potentially during emergency situations
- Good physical condition as determined by pre- and post-employment inquiries and health reports
- Specific vision abilities required by this job include close vision, distance vision, color vision, peripheral vision and depth perception
- Inspect documents and other written materials with fine print

Hazards:

- Exposure to fumes, airborne particles, grease, oil or other motor vehicle fluids
- Traffic hazards
- Work in high, precarious places
- Exposure to and contact with blood and other body fluids

Other Characteristics:

- Willingness to participate in on-going in-service training required for providing instruction to departmental and district staff
- Ability to work split-shift and/or flex schedules
- Ability to work additional hours on occasion

This job description is not a complete statement of essential functions and responsibilities. The district retains the discretion to add or change typical duties of a position at any time.

Board Approved: TBD

JOB DESCRIPTION

Position Code: 763
Classified Group: CSEA
Salary Range: ~~31~~ ***51***
Work Calendar: 001

POSITION TITLE: State and Federal Restricted Funds ~~Operations Technician~~ ***Analyst***

DEFINITION: Under general direction, ***and/or in conjunction with the Program Manager of Title I***, monitors and supports Title I and LCFF funded budgets, programs, positions, for school sites or departments within the district and applicable grants awarded. Provides guidance and support of fiscal activities associated with Title I or LCFF funding sources and ensures compliance with applicable federal and state laws and regulations. ***Performs technical program, accounting and budgetary duties of assigned district and site budgets and/or programs; ensures program funds are used in accordance with related guidance and regulations; provides technical guidance to district and site staff to ensure program income/expenditures are accurately reported to fiscal services and reporting agencies. Ensures accurate collection, analysis, and processing of data. Completes schedules, studies, and reports according to established laws, codes, regulations, and standards. Performs complex analytical work with minimum supervision.***

DIRECTLY RESPONSIBLE TO: Director, Student Learning Assistance

SUPERVISION OVER: N/A

DUTIES AND RESPONSIBILTIES: (Any one position may not include all the duties listed; the listed examples do not include all duties and responsibilities that may be found in positions within this classification.):

1. ***In conjunction with the Program Manager of Title I***, monitors district state and federal restricted ~~budgets~~ ***dollars*** to ensure funds are utilized to support site goals and actions related to unduplicated student groups.
2. Provides technical assistance and budgeting support to site administrators, controllers and school secretaries around supplemental budgets described in School Plans for Student Achievement (SPSA.)
3. Reviews received site and district expenditures ***for accuracy and completeness*** including the appropriate funding source(s) and offer technical assistance when necessary.
4. Provide support to sites and programs identified for Federal Program Monitoring (FPM.)
5. Collaborates with Human Resources to ***establish positions***, review staffing and master schedules to ensure school site LCFF and Title I funded personnel is accurate and in compliance with applicable laws, regulations and directives.
6. ~~Attends~~ ***Participates*** in Title I meetings to provide training to site principals around the management of supplemental site budgets, effective budgeting strategies and the efficient use of funds.
7. ~~Monitors processes to ensure compliance of federal time accounting requirements of all federally funded positions and makes recommendations for improvements to departmental processes/procedures~~. ***Develops and maintains procedures to meet federal time accounting requirements for all federally funded positions; assists staff in the completion and understanding of complex Time Accounting processes.***
8. ~~Provides analysis of funding and resource distribution to maintain compliance with LCFF measures and makes recommendations on how the district can allocate funding more efficiently to improves services related to school/department LCFF budgets, programs and positions~~. ***Works closely with the Director of Continuous Improvement to promote***

equity and increased/improved services for unduplicated students; monitors actions related to school/department LCFF budgets, programs and positions.

9. Collaborates with Sacramento County Office of Education (SCOE) and CA Department of Education personnel to increase and build capacity around state and federal programs. Attends regular monthly meetings to remain abreast of changes to regulations.
10. ***Assists leadership in establishing programs compliant with funding sources, including developing budgets, identifying allowable expenditures and targeted student groups depending on funding source, etc.***
11. Assists with ensuring fiscal compliance of applicable federal and state laws, regulations, etc., related to specially funded and categorical programs; maintains accurate and auditable fiscal records.
12. Provides fiscal and monitoring support for specific grants as assigned; ***including budget narratives, budgeting, reporting, measures and timelines.***
13. Collaborates with program staff, to complete Consolidated Application, LEA Plans, and Federal Programs Monitoring, as required.
14. ***Works with district leadership and OSLA Director to determine LCFF site allocations.***
15. Collaborates with principals to determine and monitor site Title I and LCFF Supplemental budgets including providing costs of supplemental positions. ***Provide resources to aid principals in managing supplemental site budgets.***
16. ***Interprets and implements Uniform Grant Guidance (UGG) and Education Department General Administrative Regulations (EDGAR) as they relate to federal programs and grants.***
17. ***Calculates and maintains budgets for Non-Public Schools (NPS).*** Reviews purchase/service agreements and maintains budgets for NPS to verify accuracy of calculations, availability of funds and use of proper budget code(s). Works with consultant to prepare invoices for NPS services in other school districts.
18. ~~Serves as a liaison for the district to collaborate with a consultant to prepare invoices for NPS services at other districts~~***.***
19. Performs other duties as required.

QUALIFICATIONS:

Education and Experience:

Any combination of training, education and/or experience equivalent to graduation from an accredited college or university with major course work in business administration, accounting, financial management, or a closely related field and increasingly responsible experience in a budget/or accounting department of a large organization, preferably in a government agency.

Knowledge, Skills, and Abilities:

- Ability to communicate effectively both verbally and in writing with administrators, staff and the community
- Ability to work independently, with minimum direction, and make decisions within the framework of established guidelines
- Ability to work effectively with all levels of district staff and the community
- Ability to establish priorities and meet deadlines
- Ability to maintain consistent, punctual and regular attendance
- Knowledge of accounting and budgeting principles, procedures and terminology
- Knowledge and skill in use of computers and assorted software programs
- Knowledge of interpersonal skills using tact, patience, and courtesy

- Knowledge of modern office practices and procedures, including filing systems
- Ability to analyze data accurately and take an effective course of action
- Ability to understand and follow verbal and written instruction
- Ability to learn, interpret, explain and apply applicable federal, state and local laws, regulations, rules, codes, policies and procedures
- Ability to analyze and interpret fiscal data, draw logical conclusions, and prepare clear and concise reports.
- Ability to establish and maintain records, and maintain a confidentiality of privileged information obtained in the course of work

WORKING CONDITIONS:

Work Environment:
- Indoor office environment
- Moderate noise
- Continuous contact with staff

Typical Physical Characteristics: (with or without use of aids; consideration will be given to reasonable accommodation).
- Inspect documents and other written materials with fine print
- Communicate to exchange information both in person, in small groups, and/or on the telephone
- Move about facilities to conduct work, including walking, sitting, or remaining in a stationary position for extended periods of time
- Physical, mental and emotional stamina to endure long hours, under sometimes stressful conditions
- Operate office equipment requiring repetitive hand movement and fine coordination

Other Characteristics:
- Ability to work additional hours and weekends on occasion
- Ability to travel locally to attend meetings and other events

This job description is not a complete statement of essential functions and responsibilities. The district retains the discretion to add or change typical duties of a position at any time.

Board Approved: 8/25/2021
Revised: TBD

JOB DESCRIPTION

Position Code: 808
Classified Group: SJSA
Salary Range: A-29
Work Calendar: 001

POSITION TITLE: Supervisor, Transportation Operations

DEFINITION: Under general direction, supervises and plans work of assigned staff; coordinates the daily operations of the department for assigned areas of responsibility; may be required to serve as a substitute bus driver, as needed.

DIRECTLY RESPONSIBLE TO: Operations Manager, Transportation

SUPERVISION OVER: Classified employees as assigned

DUTIES AND RESPONSIBILTIES: (Any one position may not include all of the duties listed; the listed examples do not include all duties and responsibilities that may be found in positions within this classification.):

1. Supervises, trains and evaluates the performance of assigned staff and assists with disciplinary actions and meetings as necessary.
2. Prepares and modifies work schedules and assignments, based on contract bidding procedures, for assigned staff.
3. Assists in the development of bell schedules for school sites applicable to assigned areas of responsibility.
4. Plans and prepares extra duty schedules for staff based on contract requirements.
5. Identifies and reviews staffing needs with department management and participates in the interview and selection process of candidates.
6. Assists with the planning, development, and implementation of professional development trainings and workshops for assigned staff and areas of responsibility.
7. Collaborates with district staff and administrators to coordinate transportation services provided to students.
8. Communicates with district staff, site administrators, parents, and outside agencies to exchange information, resolve issues, concerns and questions regarding transportation services, student behavioral problems and accommodations.
9. Develops and evaluates bus routing specifications (i.e. shortest, safest routes, pickup locations, etc.).
10. Prepares a variety of reports and maintains accurate records related to assigned staff and areas of responsibility.
11. Assists in the development of and adherence to applicable district and department policies, regulations, and procedures.
12. Performs routine safety and maintenance checks to assure buses are in safe operating condition and are regularly serviced and inspected.
13. Assists the district and external agencies in the accident investigation process for the purpose of gathering evidence and information.
14. May dispatch substitute and relief drivers.
15. Serves as a substitute school bus driver, as needed.
16. May assist management with special projects.
17. Performs related work as required.

QUALIFICATIONS:

Education and Experience:
Experience driving a school bus which includes a safe driving record or related school transportation experience demonstrating the ability to perform the duties of the position; previous supervisory experience desirable.

Licenses and Certifications:

- Valid California Class ***C*** ~~B Commercial~~ Driver's License issued by the California Department of Motor Vehicles ***within 30 days of hire or before driving any vehicle requiring this license***
    - ~~P and S endorsements and air-brake certification must be obtained within 30 days of date of hire~~
- Staff hired for this position who are in possession of the following licenses/certification must maintain these during employment with the district*:
    - Valid California Class B Commercial Driver's License with P and S endorsements and air-brake certification
    - Valid California School Bus Driver's Certificate
    - Valid First-Aid Certificate
    - Valid medical certificate approved by the California Department of Motor Vehicles
    - Any and all licenses/certifications may not include any vehicular restrictions other than, 'Automatic Transmission Only'

**Operations Supervisor hired in the Fleet Maintenance position must obtain a Class B license with a (P) passenger endorsement within 120 days of date of hire*

Knowledge, Skills, and Abilities:

- Knowledge of the provisions of California Education Code, California Vehicle Code and California Administration Code relating to the transportation of students
- Knowledge of district safety practices and procedures
- Knowledge of the tools, methods, materials and equipment used in the maintenance and repair of mechanical equipment and vehicles
- Knowledge of transportation scheduling and routing methods and techniques
- Knowledge of public agency budgets, accounting procedures and terminology
- Knowledge and skill in use of computers and assorted software programs
- Knowledge of interpersonal skills using tact, patience, and courtesy
- Knowledge of telematics principles and best practices
- Ability to effectively train and supervise assigned personnel
- Ability to understand and follow verbal and written instructions
- Ability to read, interpret, and implement district policy, state and federal regulations, and bargaining unit contracts
- Ability to establish and maintain records, and maintain a confidentiality of privileged information obtained in the course of work
- Ability to communicate effectively both verbally and in writing with all levels of district staff and the community
- Ability to work independently, with minimum direction, and make decisions within the framework of established guidelines
- Ability to work effectively with all levels of district staff and the community
- Ability to analyze situations and adopt an effective course of action

- Ability to analyze and resolve problems with tact and diplomacy
- Ability to establish priorities and meet deadlines
- Ability to use standard shop tools and equipment safely and efficiently
- Ability to maintain consistent, punctual and regular attendance

WORKING CONDITIONS:

Work Environment:
- Indoor office environment
- Moderate to very loud noise
- Continuous contact with staff
- Drive a vehicle to conduct work

Typical Physical Characteristics: (with or without use of aids; consideration will be given to reasonable accommodation).
- Communicate to exchange information in person, in small groups, and/or on the telephone
- Inspect documents and other written materials with fine print
- Move about facilities to conduct work, including walking, standing or remaining seated for long periods of time
- Maneuver and shift large buses without power steering
- Operate office equipment requiring repetitive hand movement and fine coordination
- Transport and lift objects weighing up to 50 pounds and objects weighing up to 150 pounds with assistance

Hazards:
- Exposure to fumes, airborne particles, oil, grease, and toxic or caustic chemicals
- Outdoor weather conditions

Other Characteristics:
- Ability to receive and respond to emergency calls after hours and on weekends

This job description is not a complete statement of essential functions and responsibilities. The district retains the discretion to add or change typical duties of a position at any time.

Board Approved:	5/24/1983
Revised:	9/1983
Revised:	4/19/1995 (License Only)
Revised:	5/23/2000 (License and Physical Characteristics)
Revised:	3/28/2018
Revised:	4/10/2018
Revised:	TBD

SAN JUAN UNIFIED SCHOOL DISTRICT
BOARD OF EDUCATION

AGENDA ITEM: H-2
MEETING DATE: 12/14/2021

APPROVED:
Jennifer Stahlheber

Purchasing Contracts Report

The following reports are submitted for board approval/ratification:

	Inc	Page #
Purchase Orders & Service Agreements	✓	1
Change Orders	✓	2
Construction & Public Works Bids	✓	3
Piggyback Contracts	✓	4
Zero Dollar Contract	✓	5
Bids/RFPs	NA	
Other	NA	
ERRATA	NA	

Purchasing Contracts Board Report
Purchase Orders, Service Agreements, and Awards

November 3, 2021 - November 30, 2021

PO#	Date	Vendor Name	Description	Amount $	Site/ Department
TBD	11/22/2021	A-Z Bus Sales	5 -2022 Blue Bird T3RE 3904 Buses, on an approved Piggyback	$ 1,033,168.35	211 - Transportation
204764	11/19/2021	Greenfield Learning	Lexia Reading Software	$ 633,750.00	304 - Office of Student Learning Assistance
TBD	11/30/2021	RO Heath	Medical staffing for Special Ed. Three year contract totally $240,000. Previously approved for 1 year in the amount of $80,000	$ 240,000.00	101 - Special Education
TBD	11/30/2021	Learning A-Z	Subscription. Two year contract in the amount of $4,788.00	$ 4,788.00	309 - Extended Learning Opportunity
TBD	11/30/2021	Elementary & Second Step Digital Programs	Web-based social emotional learning (SEL) curriculum; 5 Year subscription-total cost $7,342.00	$ 7,342.00	309 - Extended Learning Opportunity
TBD	11/30/2021	PowerSchool	Enrollment/Document Management Three year contract - total cost $779,824.56	$ 779,824.56	240 - Technology

Purchasing Contracts Board Report
Change Orders/Amendments

November 3, 2021 - November 30, 2021

Change Orders

PO#	Date	Vendor Name	Description	Original PO Amount $	Previous Approved C/O Totals $	Current C/O for Approval Amount $	New Contract Amount $	Responsibility
202513	11/9/2021	AT&T	MIFI Account- additional charges	$ 357,600.00	$ -	$ 103,773.00	$ 461,373.00	252 - Technology

Service Agreement Change Orders

PO#	Date	Vendor Name	Description	Original PO Amount $	Previous Approved C/O Totals $	Current C/O for Approval Amount $	New Contract Amount $	Responsibility
							$ -	
							$ -	
							$ -	
							$ -	
							$ -	
							$ -	
							$ -	

Other Contract Change Orders

PO#	Date	Vendor Name	Description	Original PO Amount $	Previous Approved C/O Totals $	Current C/O for Approval Amount $	New Contract Amount $	Responsibility
106857	11/9/2021	Campbell Keller	C/O #3 Full site Furniture replacement Skycrest Project 149-9306-J1	$ 487,113.87	$ 47,217.28	$ 160,422.85	$ 694,754.00	216 - Facilities
106826	11/9/2021	Campbell Keller	C/O #1 Full site Furniture replacement Sierra Oaks project 146-9306-J1	$ 479,485.38	$ -	$ 48,326.26	$ 527,811.64	216 - Facilities
204351	11/15/2021	Campbell Keller	C/O #1 Full site Furniture replacement Kingswood project 126-9306-J1	$ 558,051.68	$ -	$ 246,390.30	$ 804,441.98	216 - Facilities
106986	11/18/2021	Campbell Keller	C/O #2 furniture for admin & portables, Barrett MOD & New Construction project 004-9495-P1 & 004-9512-P1,	$ 59,471.06	$ 87,298.17	$ 105,530.68	$ 252,299.91	216 - Facilities
202235	11/10/2021	Campbell Keller	C/O #3 Full site Furniture replacement Grand Oaks project 119-9306-N1	$ 558,905.16	$ 18,297.92	$ 150,299.52	$ 727,502.60	216 - Facilities
6818	11/22/2021	Verde Design	C/O #6 Add scope structural for new scoreboard, Mesa Verde Outdoor Learning project 210-9513-P1	$ 675,605.00	$ 153,571.00	$ 3,480.00	$ 832,656.00	216 - Facilities
6818	11/22/2021	Verde Design	C/O #7 Add scope EV chargers infrastructure, Mesa Verde Outdoor Learning project 210-9513-P1	$ 675,605.00	$ 157,051.00	$ 20,460.00	$ 853,116.00	216 - Facilities

Lease Amendments/Change Orders

PO#	Date	Vendor Name	Description	Original PO Amount $	Previous Approved C/O Totals $	Current C/O for Approval Amount $	New Contract Amount $	Responsibility
							$ -	
							$ -	
							$ -	

General Contract Change Orders

PO#	Date	Vendor Name	Description	Original PO Amount $	Previous Approved C/O Totals $	Current C/O for Approval Amount $	New Contract Amount $	Responsibility
							$ -	
							$ -	

November 3, 2021 - November 30, 2021

Upon evaluation of the bids/contracts staff has awarded the following in accordance with all legal guidelines.

General Contract

Fund	Date	PO#	Bid #	Vendor Name	Description	Amount $	Responsibility

Other Contracts

Fund	Date	PO#	Bid #	Vendor Name	Description	Amount $	Responsibility
23	11/2/2021	TBD	piggyback	Campbell Keller	Full site MOD replacement of furniture for Howe project 123-9233-P1	$ 179,563.22	216 - Facilities
26	11/15/2021	204589	piggyback	Campbell Keller	Full site MOD replacement of furniture for Will Rogers project 060-9233-P1	$ 503,285.64	216 - Facilities

New Addendum to Master Agreements

Fund	Date	PO#	Bid #	Vendor Name	Description	Amount $	Responsibility

Purchasing Contracts Board Report
Board Pre-Approval
Piggyback Contracts

November 3, 2021 - November 30, 2021

Staff has determined that purchasing through contracts issued by various state agencies within the State of California will save administrative time and expense, provide favorable pricing, and will be in the best interests of the District. District staff is requesting the Board of Education's authorization to piggyback on the approved bids in accordance with Public Contract Code Section 20118.

Fund	Date	PO#	Piggyback #, Title	Vendor Name	Description	Term
01, 14, 21, 23, 24, 26	11/22/2021	TBD	Contract # 030117-LTS, Contract is between Sourcewell and PlayPower, Inc. RFP #010521	PlayPower Inc.	Recreation and playground equipment, accessories, and supplies solicitation number RFP: #010521	2/15/2021 - expires February 17, 2025
01, 14, 21, 23, 24, 26	11/23/2021	TBD	Base Contract # AEPA IFB #021-D, CMAS contract # 4-21-03-100, Weatherproofing Technologies, Inc.	Weatherproofing Technologies, Inc	Roofing materials via California CMAS Contract	3/5/2021 through 2/28/2022
All	11/30/2021	TBD	National Cooperative Purchasing Alliance	NCPA	Membership in the National Cooperative Purchasing alliance in order to access national purchasing agreements	

Purchasing Contracts Board Report
Board Pre-Approval
Zero Dollar

November 3, 2021 - November 30, 2021

Fund	Date	Site/ Department	Vendor Name	Description
01	11/3/2021	Adult Ed	Dr. M. Nadir Alocozy, M.D.	Adult Education - Externship placement for CMA program

SAN JUAN UNIFIED SCHOOL DISTRICT
BOARD OF EDUCATION

AGENDA ITEM: H-3
MEETING DATE: 12/14/2021

APPROVED:
Jennifer Stahlheber

Business and Financial Report

The following reports are submitted for board approval/ratification:

	Inc	Page #
Easements/Leases		
Notices of Completion	✔	1
Quarterly Investment Report		
Warrants & Payroll	✔	2
Budget Revisions		
E-Rate		
ERRATA		

Notices of Completion - Board of Education

CONTRACTOR	PROJECT	DATE OF ACCEPTANCE	DATE RECORDED
ACCO Engineered Systems, Inc.	PO#107077 Provide all labor, materials, equipment, tools, transportation and incidentals for HVAC replacement at Will Rogers Middle School located at 4924 Dewey Drive, Fair Oaks, CA 95628 in the San Juan Unified School District. Vendor: ACCO Engineered Systems, Inc.	10/13/2021	10/20/2021
Perkins Electric, Inc.	PO#104877 Provide all labor, materials, equipment, tools, transportation and incidentals for HVAC replacement at Will Rogers Middle School located at 4924 Dewey Drive, Fair Oaks, CA 95628 in the San Juan Unified School District. Vendor: Perkins Electric, Inc.	10/25/2021	10/29/2021

SAN JUAN UNIFIED SCHOOL DISTRICT
Accounting Services

WARRANTS & PAYROLL

VENDOR AND CONTRACT WARRANTS		
Fund		**November 2021**
01	General Fund	$ 3,987,086.77
09	Charter Schools	19,243.32
10	Special Ed Pass-Thru	142,241.00
11	Adult Education	3,115.86
12	Child Development	301,523.97
13	Food Service/Cafeteria	478,406.12
14	Deferred Maintenance	10,128.13
21	Building Fund	36,596.31
22	Measure S Building Fund	-
23	Measure J Building Fund	178,598.53
24	Measure N Building Fund	531,268.04
25	Capital Facilities	15,138.12
26	Measure P Building Fund	4,259,265.56
35	State Schools Facilities Fund	-
40	Sp Res FD -- Capital Outlay Proj	-
67	Self Insurance	907,736.46
95	Student Body	-
	TOTALS	**$ 10,870,348.19**

PAYROLL AND BENEFITS		
All Funds		**November 2021**
	Certificated Payroll	$ 30,968,336.87
	Classified Payroll	7,729,646.06
	Benefits	13,757,845.41
	TOTALS	**$ 52,455,828.34**
	GRAND TOTAL	**$ 63,326,176.53**

SAN JUAN UNIFIED SCHOOL DISTRICT
BOARD OF EDUCATION

AGENDA ITEM: H-5

MEETING DATE: 12/14/2021

SUBJECT: Surplus Property

CHECK ONE:
For Discussion: ☐
For Action: ☒
Report: ☐
Workshop: ☐
Recognition: ☐
Emergency Action: ☐

DEPARTMENT: Business Support Services

ACTION REQUESTED:
The superintendent is recommending that the board approve the disposal of surplus property pursuant to Board Policy 3270.

RATIONALE/BACKGROUND:
The governing board recognizes that the district may own personal property which is unusable, obsolete, or no longer needed by the district. The superintendent or designee shall arrange for the sale or disposal of district personal property in accordance with board policy and the requirements or state law.

The superintendent or designee shall identify to the board all items not needed by the district together with their estimated value and a recommended disposition.

ATTACHMENT(S):
A: List of Surplus Property

BOARD COMMITTEE ACTION/COMMENT:
N/A

PREVIOUS STAFF/BOARD ACTION:
Superintendent's Cabinet: 12/06/2021

FISCAL IMPACT:
Current Budget: $ N/A
Additional Budget: $ N/A
Funding Source: N/A
(unrestricted base, supplemental, other restricted, etc.)
Current Year Only ☐ Ongoing ☐

LCAP/STRATEGIC PLAN:
Goal: N/A Focus: N/A
Action: N/A

Strategic Plan: N/A

PREPARED BY: Susan Kane, Director, Business Support Services
Jennifer Stahlheber, Chief Financial Officer

APPROVED BY: Kent Kern, Superintendent of Schools

Board of Education Agenda Item
Surplus Property Dec 14th Meeting Date

The following District property is unusable, obsolete, or no longer needed. The items are to be disposed of by sale, recycled, donated, or discarded as required by Board Policy 3270 Education Code 17545 and 17546.

Location/Site	Make	Model	Description	Serial #	Disposition
Coyle			45 - Student Chairs		Recycled
Coyle			30 - Teacher Chairs		Recycled
Coyle			15 - Teacher Desks		Recycled
Coyle			47 - Stools		Recycled
Coyle			30 - Tables		Recycled
Coyle			127 - Bookshelves		Recycled
Coyle			28 - Filing Cabinets		Recycled
Coyle			2 - AV Carts		Recycled
Coyle			23 - Cabinets		Recycled
Coyle			10 - Rugs		Recycled
Coyle			9 - Easels		Recycled
Encina	Samsung		Chrome book	10002864	Ewaste
Encina	Samsung		Chrome book	10002918	Ewaste
Encina	Samsung		Chrome book	10002740	Ewaste
Encina	Samsung		Chrome book	10002510	Ewaste
Encina	Samsung		Chrome book	10002776	Ewaste
Encina	Samsung		Chrome book	10002739	Ewaste
Encina	Samsung		Chrome book	10002906	Ewaste
Encina	Samsung		Chrome book	10002814	Ewaste
Encina	Samsung		Chrome book	10002487	Ewaste
Encina	Samsung		Chrome book	10002812	Ewaste
Encina	Samsung		Chrome book	10002244	Ewaste
Encina	Samsung		Chrome book	10002962	Ewaste
Encina	Samsung		Chrome book	10002258	Ewaste
Encina	Samsung		Chrome book	10002966	Ewaste
Encina	Samsung		Chrome book	10002742	Ewaste
Encina	Samsung		Chrome book	10002896	Ewaste
Encina	Samsung		Chrome book	10002903	Ewaste
Encina	Samsung		Chrome book	10002293	Ewaste
Encina	Samsung		Chrome book	10002774	Ewaste
Encina	Samsung		Chrome book	10002253	Ewaste
Encina	Samsung		Chrome book	10002511	Ewaste
Encina	Samsung		Chrome book	10002262	Ewaste
Encina	Samsung		Chrome book	10002733	Ewaste
Encina	Samsung		Chrome book	10002858	Ewaste
Encina	Samsung		Chrome book	10002251	Ewaste
Encina	Samsung		Chrome book	10002282	Ewaste
Encina	Samsung		Chrome book	10002504	Ewaste
Encina	Samsung		Chrome book	10002784	Ewaste
Encina	Samsung		Chrome book	10002922	Ewaste
Encina	Samsung		Chrome book	10002248	Ewaste
Encina	Samsung		Chrome book	10002960	Ewaste
Encina	Samsung		Chrome book	10002280	Ewaste
Encina	Samsung		Chrome book	10003012	Ewaste
Encina	Samsung		Chrome book	10003011	Ewaste
Encina	Samsung		Chrome book	10000129	Ewaste
Encina	Samsung		Chrome book	10002281	Ewaste
Encina	Samsung		Chrome book	10002500	Ewaste
Encina	Samsung		Chrome book	10002245	Ewaste
Encina	Samsung		Chrome book	10002950	Ewaste
Encina	Samsung		Chrome book	10002767	Ewaste
Encina	Samsung		Chrome book	10002862	Ewaste
Encina	Samsung		Chrome book	10000198	Ewaste
Encina	Samsung		Chrome book	10000120	Ewaste
Encina	Samsung		Chrome book	10002944	Ewaste
Encina	Samsung		Chrome book	10002941	Ewaste
Encina	Samsung		Chrome book	10002768	Ewaste
Encina	Technology Cart		Chromecart		Ewaste

Board of Education Agenda Item
Surplus Property Dec 14th Meeting Date

The following District property is unusable, obsolete, or no longer needed. The items are to be disposed of by sale, recycled, donated, or discarded as required by Board Policy 3270 Education Code 17545 and 17546.

Location/Site	Make	Model	Description	Serial #	Disposition
Pasteur Middle School	Samsung		Notebook	hy3a91kd413537l	Ewaste
Pasteur Middle School	Samsung		Notebook	hy3a91md400602h	Ewaste
Pasteur Middle School	Samsung		Notebook	hy3a91md403896h	Ewaste
Pasteur Middle School	Samsung		Notebook	hy3a91md4039668	Ewaste
Pasteur Middle School	Samsung		Notebook	hy3a91dd411164t	Ewaste
Pasteur Middle School	Samsung		Notebook	hy3a91md40058sf	Ewaste
Pasteur Middle School	Samsung		Notebook	hy3a91kd4134300	Ewaste
Pasteur Middle School	Samsung		Notebook	hy3a91kd413480l	Ewaste
Pasteur Middle School	Samsung		Notebook	hy3a91kd413480l	Ewaste
Pasteur Middle School	Samsung		Notebook	hy3a91md404011h	Ewaste
Pasteur Middle School	Samsung		Notebook	hy3a91md403847t	Ewaste
Pasteur Middle School	Samsung		Notebook	hy3a91md400595v	Ewaste
Pasteur Middle School	Samsung		Notebook	hy3a91kd41345ot	Ewaste
Pasteur Middle School	Samsung		Notebook	hy3a91md403781f	Ewaste
Pasteur Middle School	Samsung		Notebook	hy3a91md403919z	Ewaste
Pasteur Middle School	Samsung		Notebook	hy3a91md403961f	Ewaste
Pasteur Middle School	Samsung		Notebook	hy3a91kd413439x	Ewaste
Pasteur Middle School	Samsung		Notebook	hy3a91md400615h	Ewaste
Pasteur Middle School	Samsung		Notebook	hy3a91md400599n	Ewaste
Pasteur Middle School	Samsung		Notebook	hy3a91md403999h	Ewaste
Pasteur Middle School	Samsung		Notebook	hy3a91md413439x	Ewaste
Pasteur Middle School	Samsung		Notebook	hy3a91kd413480l	Ewaste
Pasteur Middle School	Acer		Chrome book	nxef2aa0027032ca987(	Ewaste
Pasteur Middle School	Acer		Chrome book	nxsheaaoo4403058ac7(	Ewaste
Pasteur Middle School	Acer		Chrome book	nxef2aa002522092327(	Ewaste
Pasteur Middle School	Apple		Macbook	w8821j7uj7uopo	Ewaste
Pasteur Middle School	Apple		Macbook	4h6250fowby	Ewaste
Pasteur Middle School	Apple		iMac	qp8310dx2jw	Ewaste
Pasteur Middle School	Apple		iMac	qp8310ed2jw	Ewaste
Pasteur Middle School	Apple		iMac	qp8310jx2jw	Ewaste
Pasteur Middle School	Apple		iMac	qp6310cr2jw	Ewaste
Pasteur Middle School	Apple		iMac	ksfc080520a	Ewaste
Pasteur Middle School	Apple		iMac	qp8310h32jw	Ewaste
Pasteur Middle School	Apple		iMac	qp8310dz2jw	Ewaste
Pasteur Middle School	Apple		iMac	imacqp8310ma2jw	Ewaste
Pasteur Middle School	Apple		iMac	qp831oeb2jw	Ewaste
Pasteur Middle School	Apple		iMac	qp8310h02jw	Ewaste
Pasteur Middle School	Apple		iMac	qp8310deajw	Ewaste
Pasteur Middle School	Apple		iMac	qp8310ha2jw	Ewaste
Pasteur Middle School	Apple		iMac	qp8310zr2jw	Ewaste
Pasteur Middle School	Apple		iMac	qp8310s42jw	Ewaste
Pasteur Middle School	Apple		iMac	qp8310dw2jw	Ewaste
Pasteur Middle School	Apple		iMac	h00521bzdmv	Ewaste
Pasteur Middle School	Apple		iMac	hoo521d2dmv	Ewaste
Pasteur Middle School	Apple		iMac	hoo52oe2dmv	Ewaste
Pasteur Middle School	Apple		iMac	qp84804cze5	Ewaste
Pasteur Middle School	Apple		iMac	hoo510eidmv	Ewaste
Pasteur Middle School	Apple		iMac	hoo521cqdmv	Ewaste
Pasteur Middle School	Apple		iMac	hoo5108bqdmv	Ewaste
Pasteur Middle School	Apple		iMac	oo510e4dmv	Ewaste
Pasteur Middle School	Apple		iMac	hoo521c8dmv	Ewaste
Pasteur Middle School	Apple		iMac	hoo510dzdmv	Ewaste
Pasteur Middle School	Apple		iMac	hoo521dadmv	Ewaste
Pasteur Middle School	Apple		iMac	hoo510btdmv	Ewaste
Pasteur Middle School	Apple		iMac	qp84801dze5	Ewaste
Pasteur Middle School	Zenith		TV	hoo521dbdmv	Ewaste
Pasteur Middle School	Zenith		TV	32206200016	Ewaste

Board of Education Agenda Item
Surplus Property Dec 14th Meeting Date

The following District property is unusable, obsolete, or no longer needed. The items are to be disposed of by sale, recycled, donated, or discarded as required by Board Policy 3270 Education Code 17545 and 17546.

Location/Site	Make	Model	Description	Serial #	Disposition
Pasteur Middle School	Zenith		TV	2164210275	Ewaste
Pasteur Middle School	Zenith		TV	72232130304	Ewaste
Pasteur Middle School	Zenith		TV	32125200016	Ewaste
Pasteur Middle School	Zenith		TV	72244451005	Ewaste
Pasteur Middle School	JVC		TV	10618131	Ewaste
Pasteur Middle School	Phillips Magnavox		TV	39472492	Ewaste
Pasteur Middle School	Sharp		TV	619912	Ewaste
Tech Services	Hewlett Packard	Probook 6550b	laptop	1000012771	Ewaste
Twin Lakes Elementary	Apple		3 - laptop		Ewaste
Twin Lakes Elementary	BENQ		2 - Projector		Ewaste
Twin Lakes Elementary	Samsung		2 - DVD/VHS player		Ewaste
Twin Lakes Elementary	Sony		DVD/VHS player		Ewaste
Twin Lakes Elementary	Kodak	ESP Office 2150	Printer		Ewaste
Twin Lakes Elementary	Hewlett Packard	Probook	laptop		Ewaste
Twin Lakes Elementary	Hewlett Packard		Monitor		Ewaste
Twin Lakes Elementary	Elmo		11 - Projector		Ewaste
Twin Lakes Elementary	Technology Cart		5 - Chromecart		Ewaste

SAN JUAN UNIFIED SCHOOL DISTRICT
BOARD OF EDUCATION

AGENDA ITEM: H-6

MEETING DATE: 12/14/2021

SUBJECT: Assembly Bill 75 Kindergarten-Community Colleges Public Education Facilities Bond Act of 2022

CHECK ONE:
For Discussion: ☐
For Action: ☒
Report: ☐
Workshop: ☐
Recognition: ☐
Emergency Action: ☐

DEPARTMENT: Facilities

ACTION REQUESTED:
The superintendent is recommending that the board approve Resolution No. 3090 in support of Assembly Bill 75, the Kindergarten-Community Colleges Public Education Facilities Bond Act of 2022 in its current form as drafted and published on May 24, 2021.

RATIONALE/BACKGROUND:
Assembly Bill 75, as currently written, authorizes the Kindergarten-Community Colleges Public Education Facilities Bond Act of 2022 to provide funding for renovation and improvements of existing classrooms, construction of new classrooms and school facilities, upgrades for HVAC and clean air filters, expansion of Career Technical Education facilities to improve job and career training, Charter School Facilities and interim housing to help districts impacted by natural disasters.

ATTACHMENT(S):
A: Resolution No. 3090

BOARD COMMITTEE ACTION/COMMENT:
N/A

PREVIOUS STAFF/BOARD ACTION:
Superintendent's Cabinet: 12/06/2021

FISCAL IMPACT:
Current Budget: $ N/A
Additional Budget: $ N/A
Funding Source: N/A
(Unrestricted Base, Supplemental, other restricted, etc.)
Current Year Only ☒ Ongoing: ☐

LCAP/STRATEGIC PLAN:
Goal: N/A Focus: N/A
Action: N/A

Strategic Plan: N/A

PREPARED BY: Frank Camarda, Chief Operations Officer

APPROVED BY: Kent Kern, Superintendent of Schools

RESOLUTION NO. 3090
A RESOLUTION OF THE GOVERNING BOARD OF EDUCATION OF THE SAN JUAN UNIFIED SCHOOL DISTRICT IN SUPPORT OF ASSEMBLY BILL NO. 75, KINDERGARTEN-COMMUNITY COLLEGES PUBLIC EDUCATION FACILITIES BOND ACT OF 2022

WHEREAS, San Juan Unified School District ("District") is committed to providing a quality education to our students and preparing them to succeed in today's economy; and

WHEREAS, the District has over $2.5 billion in facility needs which is eligible to be partially matched by State School Facility funds; and

WHEREAS, the District has several projects on the current Wait List eligible for approximately $2.5 billion in state matching funds if voters approve AB 75; and

WHEREAS, replacing, upgrading and/or building new classrooms and facilities is expensive and state school bond funds provide the opportunity for Districts to build safe, welcoming, and modern classrooms that offer the learning opportunities required for a high-quality 21st century education; and

WHEREAS, Assembly Bill 75, as currently written, authorizes the Kindergarten-Community Colleges Public Education Facilities Bond Act of 2022 (Bond Act of 2022), provides funding for renovation and improvements of existing classrooms, construction of new classrooms and school facilities, upgrades for HVAC and clean air filters, expansion Career Technical Education facilities to improve job and career training, Charter School Facilities, assistance for small school districts; and interim housing to help Districts impacted by natural disasters.

WHEREAS, the District supports the School Facility Program retaining date order funding for all projects on the Wait List; and

WHEREAS, the passage of a new State Facility Bond will create jobs throughout California, including careers within the building trades,

WHEREAS, the State of California has committed funds from all previous bond measures and is currently facing an increasing backlog of unfunded needs, currently at over $3 billion dollars; and

WHEREAS, Assembly Bill 75, the Bond Act of 2022, will not raise individual local property taxes, while at the same time reduces the need for additional local property taxes for school facilities, and

NOW, THEREFORE BE IT RESOLVED, that the San Juan Unified School District supports the Assembly Bill 75 the Kindergarten-Community Colleges Public Education Facilities Bond Act of 2022 in its current form as drafted and published on May 24, 2021.

APPROVED, PASSED, AND ADOPTED by the Governing Board of the San Juan Unified School District this 14th day of December 2021, by the following vote:

YES:_____

NOES:_____

ABSENT:_____

ABSTAINED:_____

I, _____ President of the San Juan Unified School District Board of Education, do hereby certify that the forgoing is full, true, and correct copy of the Resolution passed and adopted by said Board at a regularly scheduled and conducted meeting held on said date, which Resolution is on file in office of said Board.

_____
President of the Board of Education

_____
Clerk of the Board of Education

SAN JUAN UNIFIED SCHOOL DISTRICT
BOARD OF EDUCATION

AGENDA ITEM: H-7

MEETING DATE: 12/14/2021

SUBJECT: California Department of Public Health (CDPH) Emerging Infections Epidemiology Laboratory Capacity (ELC) Reopening Schools Grant for COVID-19 Testing Support, 2021-2022

CHECK ONE:
For Discussion: ☐
For Action: ☒
Report: ☐
Workshop: ☐
Recognition: ☐
Emergency Action: ☐

DEPARTMENT: Grants and Special Projects

ACTION REQUESTED:
The superintendent is recommending that the board approve the implementation of the following grant:

• California Department of Public Health (CDPH) Emerging Infections Epidemiology Laboratory Capacity (ELC) Reopening Schools Grant for COVID-19 Testing Support, 2021-2022

RATIONALE/BACKGROUND:
This California Department of Public Health grant is to be used to fund personnel to support COVID-19 testing within K-12 schools. Funding can be used to hire new staff, provide stipends to existing staff or pay a vendor to provide COVID-19 testing. The intent of this grant is to support open, in person K-12 school environments during the COVID-19 pandemic. Grant allocation is based on enrollment size and total funds available.

BOARD COMMITTEE ACTION/COMMENT:
N/A

PREVIOUS STAFF/BOARD ACTION:
Superintendent's Cabinet: 12/06/2021

FISCAL IMPACT:
Current Budget: $1,000,000
Additional Budget: $1,076,667
Funding Source: California Department of Public Health
(Unrestricted Base, Supplemental, other restricted, etc.)
Current Year Only ☒ On-going ☐

LCAP/STRATEGIC PLAN:
Goal: 2 Focus: 2
Action: 5

Strategic Plan: 2

PREPARED BY: Robyn Caruso, Program Specialist, Grants and Special Projects

APPROVED BY: Trent Allen, APR, Chief of Staff TA
Kent Kern, Superintendent of Schools KK

SAN JUAN UNIFIED SCHOOL DISTRICT
BOARD OF EDUCATION

AGENDA ITEM: H-8

MEETING DATE: 12/14/2021

SUBJECT: K-12 Strong Workforce Program, 2022-2024

CHECK ONE:
For Discussion: ☐
For Action: ☒
Report: ☐
Workshop: ☐
Recognition: ☐
Emergency Action: ☐

DEPARTMENT: Grants and Special Projects

ACTION REQUESTED:
The superintendent is recommending that the board approve the implementation of the following grant (if funded):

• K-12 Strong Workforce Program, 2022-2024

RATIONALE/BACKGROUND:
The California Community Colleges Chancellor's Office will provide funds to the Career and Technical Education (CTE) Program for the development of a new construction pathway program at Encina Preparatory High School. This pathway program is consistent with regional labor market needs as well as student interest. There will now be two CTE programs offered on campus for Encina students.

BOARD COMMITTEE ACTION/COMMENT:
N/A

PREVIOUS STAFF/BOARD ACTION:
Superintendent's Cabinet: 12/06/2021

FISCAL IMPACT:
Current Budget: $129,286
Additional Budget: $451,158
Funding Source: California Community Colleges Chancellor's Office
(Unrestricted Base, Supplemental, other restricted, etc.)
Current Year Only ☒ On-going ☐

LCAP/STRATEGIC PLAN:
Goal: 1 Focus: 6
Action: 5
Strategic Plan 1 and 4

PREPARED BY: Robyn Caruso, Program Specialist, Grants and Special Projects

APPROVED BY: Trent Allen, APR, Chief of Staff TA
Kent Kern, Superintendent of Schools KK

SAN JUAN UNIFIED SCHOOL DISTRICT
BOARD OF EDUCATION

AGENDA ITEM: H-9

MEETING DATE: 12/14/2021

SUBJECT: Educator Effectiveness Block Grant

For Discussion: ☐
For Action: ☒
Report: ☐
Workshop: ☐
Recognition: ☐
Emergency Action: ☐

DEPARTMENT: Division of Teaching and Learning

ACTION REQUESTED:
The superintendent is recommending that the board approve the Educator Effectiveness Block Grant plan.

RATIONALE/BACKGROUND:
In October 2021, the State of California approved $1.5 billion in grant funding to support professional learning for certificated and classified staff. San Juan Unified School District's apportionment of the Educator Effectiveness Block Grant is $9,460,484 and will need to be spent by June 30, 2026. The legislature requires board approval of the Local Education Agency (LEA) plan over two meetings prior to December 30, 2021.

ATTACHMENT(S):
A: Description of Action Items and Expenditures

BOARD COMMITTEE ACTION/COMMENT:
Curriculum, Standards, Instructional and Student Services Committee (C&S): 11/03/2021

PREVIOUS STAFF/BOARD ACTION:
Superintendent's Cabinet: 11/08/2021, 12/06/2021
Board of Education: 11/16/2021

FISCAL IMPACT:
Current Budget: $ 9,460,484
Additional Budget: $N/A
Funding Source: Educator Effectiveness/AB 130
(Unrestricted Base, Supplemental, other restricted, etc.)
Current Year Only ☒ On-going ☐

LCAP/STRATEGIC PLAN:
Goal: 1 Focus: 1, 3
Action: N/A
Strategic Plan 1, 4

PREPARED BY: Nicole Kukral, Director, Professional Learning and Innovation
Kristan Schnepp, Assistant Superintendent, Secondary Education and Programs KS

APPROVED BY: Melissa Bassanelli, Deputy Superintendent, Schools and Student Support MB
Kent Kern, Superintendent of Schools KK

Description of Action Items and Expenditures for the Educator Effectiveness Block Grant

The Educator Effectiveness Block Grant is designed to fund professional learning for certificated and classified staff in ten separate areas. Action items and expenditures for the areas that our plan supports are detailed below.

1. **Coaching and mentoring of teachers and administrators; teacher and administrator induction and retention**

Action	2021-22	2022-23	2023-2024	2024-2025	2025-2026
1.1 Provide additional supports for new practitioners and job-embedded professional learning and support to new practitioners.	$1,000,000 ESSER	$1,000,000 ESSER	$500,000 EEBG	$300,000 EEBG	$300,000 EEBG

2. **Supporting effective standards-aligned instruction and improving literacy in all content areas**

Action	2021-22	2022-23	2023-2024	2024-2025	2025-2026
2.1 Provide additional professional learning supports in science, math, and early literacy		$415,000 EEBG	$415,000 EEBG	$415,000 EEBG	$415,000 EEBG
2.2 Provide professional learning and ongoing support for new curriculum	$35,000 EEBG	$160,000 EEBG	$300,000 EEBG	$300,000 EEBG	$300,000 EEBG
2.3 Support the development and implementation of innovative programs that lead to effective, standards-aligned instruction and improve instruction in literacy across all subject areas.	100,000 EEBG	$162,500 EEBG	$162,500 EEBG	$162,500 EEBG	$162,500 EEBG

3. Supporting instruction that re-engages students and accelerates learning

Action	2021-22	2022-23	2023-2024	2024-2025	2025-2026
3.1 Professional development for classified staff to provide support to students.	$100,000 ELO	$100,000 ESSER	$100,000 EEBG	$100,000 EEBG	$100,000 EEBG

4. Implementing practices to support a positive school climate

Action	2021-22	2022-23	2023-2024	2024-2025	2025-2026
4.1 Support professional learning in areas of instructional leadership and culture and climate		$150,000 EEBG	$150,000 EEBG	$150,000 EEBG	$150,000 EEBG
4.2 Support additional coaching and mentoring in areas of equity, including professional learning in anti-racist, anti-bias, and social justice practices	$100,000 EEBG	$175,000 EEBG	$175,000 EEBG	$175,000 EEBG	$175,000 EEBG
4.3 Expand “Where Everyone Belongs” (WEB) to middle schools that are not currently funded	$100,000 ESSER	$20,000 ESSER + $14,000 EEBG	$40,000 EEBG	$40,000 EEBG	$40,000 EEBG

5. Supporting inclusive practices

Action	2021-22	2022-23	2023-2024	2024-2025	2025-2026
5.1 Support professional learning in collaboration with the special education department for co-teaching, inclusive practices, and Universal Design for Learning	$50,000 EEBG	$100,000 EEBG	$100,000 EEBG	$100,000 EEBG	$100,000 EEBG

6. Supporting instruction for English learners

Action	2021-22	2022-23	2023-2024	2024-2025	2025-2026
6.1 Instruction and education to support the implementation of effective language acquisition programs for English learners.	$50,000	$500,000 EEBG	$500,000 EEBG	$500,000 EEBG	$500,000 EEBG

7. Supporting the implementation of the ethnic studies requirement

Action	2021-22	2022-23	2023-2024	2024-2025	2025-2026
7.1 Support work to implement AB 101: Ethnic Studies Graduation Requirement through course writing and professional learning		$10,000 EEBG	$20,000 EEBG	$20,000 EEBG	$20,000 EEBG

8. Supporting professional learning for Early Childhood Education

Action	2021-22	2022-23	2023-2024	2024-2025	2025-2026
8.1 Support the Early Childhood Education staff in professional learning focused on trauma-informed practices	$50,000 EEBG	$100,000 EEBG	$100,000 EEBG	$100,000 EEBG	$100,000 EEBG

SAN JUAN UNIFIED SCHOOL DISTRICT
BOARD OF EDUCATION

AGENDA ITEM: H-10

MEETING DATE: 12/14/2021

SUBJECT: Annual Renewal of Contracted USDA Foods and Services for the Super Co-Op Joint Powers Authority Agreement

CHECK ONE:
For Discussion: ☐
For Action: ☒
Report: ☐
Workshop: ☐
Recognition: ☐
Emergency Action: ☐

DEPARTMENT: Nutrition Services

ACTION REQUESTED:
The superintendent is recommending that the board approve the annual renewal of contracted USDA Foods and services for the Super Co-Op Joint Powers Authority agreement.

RATIONALE/BACKGROUND:
This Authority was formed pursuant to the provision of Title 1, Division 7, chapter 5, Article 1 of the Government Code (commencing with Section 6500) which allow agencies to jointly exercise common powers. The District belongs to the Super Co-Op JPA through which we manage the district's USDA commodity dollars purchases. The renewal is required annually.

ATTACHMENT(S):
A: Annual Renewal of Services Super Co-Op Joint Powers Authority

BOARD COMMITTEE ACTION/COMMENT:
N/A

PREVIOUS STAFF/BOARD ACTION:
Superintendent's Cabinet: 12/06/2021

FISCAL IMPACT:
Current Budget: $ N/A
Additional Budget: $ N/A
Funding Source: N/A
(Unrestricted Base, Supplemental, other restricted, etc.)
Current Year Only ☐ On-going ☐

LCAP/STRATEGIC PLAN:
Goal: N/A Focus: N/A
Action: N/A

Strategic Plan: N/A

PREPARED BY: Sneh Nair, Director, Nutrition Services

APPROVED BY: Frank Camarda, Chief Operations Officer
Kent Kern, Superintendent of Schools

SY2022-23 Annual Renewal of Services
Super Co-Op Joint Powers Authority

Participant District: San Juan Unified School District

Please check (✓) your response:

✓	We plan to CONTINUE membership with Super Co-Op JPA for SY2022-23.
	We do NOT plan to continue membership with Super Co-Op JPA for SY2022-23. What alternate USDA Foods delivery method do you plan to use? _____

San Mateo-Foster City School District is the Lead District of the Super Co-Op Joint Powers Authority and hereby given authority to contract for USDA Foods and related services on behalf of Member Districts and Participant Districts.

The parties agree as follows:

1. Both parties must remain eligible Recipient Agencies for receipt of United States Department of Agriculture (USDA) donated commodity foods (USDA Foods) as determined by the California Department of Education (CDE), Nutrition Services Division.

2. Through this written agreement, the Lead District is assigned control of the Participant District's fair share of USDA Foods entitlement for SY2022-23. The Lead District is responsible for ordering, receiving, storing, and distribution of Direct Delivery USDA Foods on behalf of Participant.

3. Lead District is responsible to maintain an inventory management system for all USDA Foods Direct Delivery items received and stored on behalf of Participant. Participant is responsible to maintain an inventory management system for all USDA Foods Direct Delivery or processed items after delivery to Participant District.

4. Both parties are responsible for compliance with USDA and the CDE, Nutrition Services Division policies and regulations.

5. SY2022-23 Fees:

   Membership Fees are paid by Participant District directly to the Lead District, billed in July 2022.

   Annual Renewal Fee beginning the 2nd year of membership shall be 0.3% of the current year USDA Foods estimated entitlement on July 1.

   State Administrative Fee of $0.90 per case/unit of USDA Foods direct delivery (brown box) and diverted to processors.

   Delivery fees as per member district selected distributors.

   All fees are subject to change, as approved by the Super Co-Op JPA Board of Directors.

   Participant District agrees to remit all Super Co-Op JPA fees promptly upon receipt of invoice.

6. Participant District agrees to abide by the current Super Co-Op JPA Governing Rules, bylaws, conflict of interest cost and code of conduct, Brown Box Storage Policy, and other rules or policies as approved by the Board of Directors.

7. Should a loss of USDA Foods being held for the Participant District occur, due to/ but not limited to theft, spoilage, etc., the Lead District is responsible to the CDE, Nutrition Services Division and/or the USDA for the Fair Market Value of that food item(s). Both the Participant District and Lead District shall be responsible to maintain insurance coverage or contract provisions for insurance coverage with third party vendors that move or house USDA Foods at the fair market value.

9. Participant District shall respond to pre-planners and offerings promptly.

10. Participant District shall read all correspondence from the Super Co-Op JPA and respond promptly as indicated.

11. Participant District shall maintain accurate contact information with the Super Co-Op JPA to assure proper routing of invoices and correspondence.

12. Participant District agrees to complete the annual Food Distribution Program Annual Commodity Contract Packet in CNIPs when notified by the California Department of Education, typically in June of each year.

13. Participant District agrees to verify Value Pass Through (VPT) for all processed USDA Foods purchased and monitor entitlement balance ensuring that processed product is reported correctly by distributors or processors. Discrepancies shall be addressed promptly with USDA Foods distributor and/or processor.

14. In the event of a change in Lead District, this Agreement shall convey to the new Lead District.

15. Termination of the Assignment of USDA Foods shall be made in writing to the Lead District no later than December 10 to take effect the following June 30.

16. Provide current contact information for three (3) individuals at your district/agency:

Nutrition Services Director	
Name	**Sneh Lata Nair**
Title	**Director ,Nutrition Services**
Telephone	**916-971-7025**
Email	**sneh.nair@sanjuan.edu**

Accounts Payable Contact	
Name	Megha Lalwani
Title	Fiscal Tech II
Telephone	916-971-7790
Email	megha.lalwani@sanjuan.edu

Additional Contact for USDA Foods management	
Name	Keith Ansbro
Title	NS Warehouse Supervisor
Telephone	916-971-7336
Email	keith.ansbro@sanjuan.edu

17. Each individual executing this Annual Renewal of Services on behalf of Participant District represents, for the benefit of Lead District, that he or she is duly authorized to execute and deliver this Annual Renewal of Services on behalf of Participant District.

18. Lead District and Participant District acknowledge that this Annual Renewal of Services is subject to approval by the Participant District's Board and this Annual Renewal of Services shall not be effective until after the Participant District's Board approves this Annual Renewal of Services.

By signing this, I certify that I am an authorized representative of the Participant District and agree to adhere to the terms specified herein.

My execution of this Annual Renewal of Services was approved by the Participant District's Board of Education at a duly called and noticed Regular Board Meeting on December 14, 2021.

Participant District	San Juan Unified School District
Signature	
Print Name	Frank Camarda
Title	Chief Operations Officer
Date	

Lead District	San Mateo-Foster City School District
Signature	
Print Name	Fran Debost
Title	Director Child Nutrition Services
Date	

Return signed copy by December 1, 2021 to Fran Debost at the Lead District. A signed copy will be returned to you.

Fran Debost
fdebost@smfc.k12.ca.us
San Mateo-Foster City School District
1170 Chess Drive, Foster City, CA 94404
Phone (650) 312-7201

SAN JUAN UNIFIED SCHOOL DISTRICT
BOARD OF EDUCATION

AGENDA ITEM: **H-11**

MEETING DATE: **12/14/2021**

SUBJECT: Lease-Leaseback Contract Award for Starr King Transitional Kindergarten and Kindergarten Project

CHECK ONE:
For Discussion: ☐
For Action: ☒
Report: ☐
Workshop: ☐
Recognition: ☐
Emergency Action: ☐

DEPARTMENT: Facilities

ACTION REQUESTED:
The superintendent is recommending that the board adopt Resolution No. 3092, awarding the lease-leaseback contract for the Starr King Transitional Kindergarten (TK) and Kindergarten project to Otto Construction, pursuant to Education Code section 17406.

RATIONALE/BACKGROUND:
The construction of two new pre-manufactured TK/Kindergarten classroom buildings with restrooms—one building will include two classrooms with restrooms; and the second will include two classrooms with restrooms, a staff restroom, janitor, electrical and storage; one TK/Kindergarten play structure with surfacing, fencing, gates, landscaping and irrigation with ADA parking and path of travel upgrades. The Site Lease Agreement and Facilities Lease Agreement are available for reference at the Facilities Construction Office.

ATTACHMENT(S):
A. Resolution No. 3092

BOARD COMMITTEE ACTION/COMMENT:
N/A

PREVIOUS STAFF/BOARD ACTION:
Superintendent's Cabinet: 12/06/2021

FISCAL IMPACT:
Current Budget: N/A
Additional Budget: N/A
Funding Source: Measure P
(Unrestricted Base, Supplemental, other restricted, etc.)
Current Year Only ☐ Ongoing: ☒

LCAP/STRATEGIC PLAN:
Goal: N/A Focus: N/A
Action: N/A

Strategic Plan: N/A

PREPARED BY: Nicholas Arps, Director, Facilities, Construction & Modernization NA

APPROVED BY: Frank Camarda, Chief Operations Officer
Kent Kern, Superintendent of Schools KK

RESOLUTION NO. 3092

RESOLUTION BEFORE THE SAN JUAN UNIFIED SCHOOL DISTRICT BOARD OF EDUCATION APPROVING THE AWARD OF THE LEASE-LEASEBACK CONTRACT TO OTTO CONSTRUCTION FOR THE STARR KING TRANSITIONAL KINDERGARTEN/KINDERGARTEN PROJECT AND SETTING FORTH THE WRITTEN BASIS FOR THIS DECISION TO AWARD

WHEREAS, sections 17406 of the Education Code authorize school districts, including the San Juan Unified School District ("District"), to use the lease-leaseback procurement process;

WHEREAS, by Resolution No. 2831, the San Juan Unified School District Board of Education adopted the mandatory procedures and guidelines for use in lease-leaseback projects;

WHEREAS, consistent with those mandatory procedures and guidelines, the District issued Request for Proposals #22-202 ("RFP"), which (1) included a requirement for proposers to be prequalified under Section 20111.6 of the Public Contract Code, (2) included an estimate of the price of the Project, a description of preconstruction services to be provided, and a description of the facilities to be constructed; (3) included the key elements of the instrument to be awarded; (4) included a description of the criteria to be considered in evaluating the Proposals; and (5) included the scoring to be applied to the proposals; and

WHEREAS, seven (7) potential lease-leaseback proposers submitted Proposals in response to the RFP, which, the District has carefully examined

NOW, THEREFORE, pursuant to Education Code section 17406 the San Juan Unified School District Board of Education does hereby determine to award the Site Lease and Facilities Lease for the Project to Otto Construction for the following reasons:

1. The District determined to select its lease-leaseback provider for the Project based on best value in accordance with the evaluation criteria stated in the RFP.

2. Otto Construction submitted a Proposal responsive to the RFP, which has been determined to present the best value to the District. The Proposal received a score of 231.8 out of a possible 330. This was the highest score received, with the other two proposers receiving scores of 228.2 Landmark Construction and "withdrawn" Clark & Sullivan Construction. Clark & Sullivan withdrew their proposal because they submitted a performance period that was incorrect and not consistent with their ability to perform within the specified period.

3. Otto Construction demonstrated that it will satisfy the skilled and trained workforce availability, as defined in Public Contract Code section 2601

4. The initial amount of the Facilities Lease shall be $236,000.00 for preconstruction services only. No construction services are authorized at this time without DSA approval.

The foregoing findings and decision to award were made by the San Juan Unified School District Board of Education at a meeting of the Board on December 14, 2021, by the following vote:

AYES:
NOES:
ABSENT:
ABSTAIN:

_____
President
San Juan Unified School District
Board of Education

Attest:

_____
Clerk
San Juan Unified School District
Board of Education

SAN JUAN UNIFIED SCHOOL DISTRICT
BOARD OF EDUCATION

AGENDA ITEM: H-12

MEETING DATE: 12/14/2021

SUBJECT: Property Access License Between San Juan Unified School District and the Carmichael Water District

DEPARTMENT: Facilities

CHECK ONE:
For Discussion: ☐
For Action ☒
Report: ☐
Workshop: ☐
Recognition: ☐
Emergency Action: ☐

ACTION REQUESTED:
The superintendent is recommending that the board approve the Property Access License between the San Juan Unified School District and the Carmichael Water District.

RATIONALE/BACKGROUND:
The Carmichael Water District currently owns a small flag parcel near the district's property northeast of the intersection of Walnut Avenue and Engle Road. The Carmichael Water District is exploring the potential for a new groundwater well site near the intersection of Engle Road and Garfield Avenue, which will require testing and inspection activities to determine if the groundwater quality on the property is suitable for their intended use. The district desires to grant Carmichael Water District access to the property for inspection and drilling of a six-inch hole up to 1,000 feet deep at the proposed new well site.

ATTACHMENT(S):
A: Property Access License Agreement
B: Aerial

BOARD COMMITTEE ACTION/COMMENT:
N/A

PREVIOUS STAFF/BOARD ACTION:
Superintendent's Cabinet: 12/06/2021

FISCAL IMPACT:
Current Budget: $ N/A
Additional Budget: $ N/A
Funding Source: N/A
(Unrestricted Base, Supplemental, other restricted, etc.)
Current Year Only ☐ On-going ☐

LCAP/STRATEGIC PLAN:
Goal: N/A Focus: N/A
Action: N/A

Strategic Plan: N/A

PREPARED BY: Frank Camarda, Chief Operations Officer

APPROVED BY: Kent Kern, Superintendent of Schools

PROPERTY ACCESS LICENSE

This access license ("License") is made and entered into as of _____, 2021 ("Effective Date"), by and between San Juan Unified School District ("District") and Carmichael Water CWD ("CWD"). District and CWD are sometimes hereinafter referred to collectively as the "Parties" or each individually as a "Party."

RECITALS

WHEREAS, District is the legal owner of a certain parcel of real property located at 3700 Garfield Ave, Carmichael, CA 95608 in the County of Sacramento, State of California, and designated as Assessor's Parcel Number 258-0040-015. ("Property"), as shown in Exhibit A, attached hereto and incorporated herein;

WHEREAS, CWD currently owns a small flag parcel near District's property northeast of the intersection of Walnut Avenue and Engle Road (APN #: 258-0040-025) ("Old Well Site"), as shown in Exhibit A and depicted in Exhibit B, which is attached hereto and incorporated herein. CWD is exploring the potential for a new groundwater well site near the intersection of Engle Road and Garfield Avenue. The potential new groundwater well site ("New Well Site") is located on the Property, as depicted in Exhibit B ;

WHEREAS, as a part of the consideration for the potential acquisition of the New Well Site, CWD proposes exchanging the Old Well Site for the New Well-Site;

WHEREAS, CWD desires access to the Property in order to perform testing and inspection activities to determine if the groundwater quality on the Property is suitable for CWD's intended use as a water supply and to undertake other activities to ensure the Property is suitable for the CWD's intended use; and

WHEREAS, District desires to grant CWD access to the Property for the purposes set forth herein, subject to the terms and conditions set forth in this License.

LICENSE

NOW, THEREFORE, in consideration of the mutual promises set forth herein, the CWD and District agree as follows:

1. Grant of Access. As of the Effective Date, District grants to CWD and CWD's agents, contractors, subcontractors, materialmen, consultants, employees, licensees, agents, representatives, invitees or others acting for or on behalf of CWD (collectively, "CWD Agents") a nonexclusive, revocable license to enter upon the Property for the following purposes:

    a. Inspecting the Property and performing testing activities to determine whether the Property is suitable for CWD's use.

    b. Drilling an approximately 6" hole up to 1000 feet deep at the New Well Site.

c. Erecting sound walls and other noise reduction measures to mitigate the noise created by drilling.

d. CWD will be responsible for obtaining any necessary governmental approvals and permits to conduct its testing prior to commencing such testing.

2. Access to Property. CWD shall provide one week notice to the District before initial entry upon the Property and twenty-four (24) hours' notice to the District before each entry upon the Property. CWD shall only perform work on the Property between 7:00 a.m. to 7:00 p.m., or as otherwise agreed to in writing by the Parties. CWD Will notify the District when it will not enter upon the Property for an extended period of time.

3. Care of Property. While exercising its right of entry under this License, CWD, at CWD's sole cost and expense, shall protect the Property from damage and shall reasonably repair any damage caused by the CWD or CWD Agents as a result of their entry onto the Property.

4. Hazardous Materials. Neither Party is aware of the presence of any toxic or hazardous contaminants or pollutants on the Property. In the event the District or CWD becomes aware of the presence, exposure, or the substantial risk thereof, of persons to, asbestos, polychlorinated biphenyl (PCB) or any other toxic or hazardous contaminants, materials, air pollutants or water pollutants in the course of testing under this License, each shall have a duty immediately to notify the other in writing. If any contaminants or pollutants are found, CWD will only be responsible for clean up of those contaminants and pollutants that are present as a result of CWD's activities upon the Property.

5. Indemnification. CWD shall indemnify, defend and hold District, District's Board, and District's officers, employees, authorized volunteers, and agents, free and harmless from all demands, losses and liabilities, including, without limitation, attorneys' fees, arising out of or connected with CWD's, or CWD Agents', entry onto the Property pursuant to this License. The CWD shall not be obligated to indemnify or hold harmless the District to the extent any property damage or destruction, or death or injury to any person, results from any negligent, reckless or willful misconduct by the District, its invitees, agents, contractors, lessees, or vendors.

6. Insurance. During the term of this License, CWD shall obtain and maintain, or require the CWD Agents to obtain and maintain, the following insurance coverages:

a. Automobile Liability. This insurance shall be written with a limit of liability of not less than One Million Dollars ($1,000,000) per occurrence and aggregate. The insurance shall include coverage for all "owned," "hired" and "non-owned" automobiles, or coverage for "any auto."

b. Comprehensive General Liability. CWD, at its sole cost and expense, shall carry commercial policies of insurance, or self-insure, its activities in connection with this Agreement, and obtain, keep in force and maintain, insurance or equivalent programs of self-insurance, for comprehensive general liability, which will insure CWD, as applicable, against liability for injury or death of persons and damage to the Property, as applicable. Each policy shall be for not less than Two Million Dollars ($2,000,000) per

occurrence for any one person injured or killed, and not less than Four Million Dollars ($4,000,000) for property damage, and shall be maintained on an occurrence basis.

c. Additional Insured. The insurance coverage required shall name District as an additional insured. A duplicate policy or policies (or certificates of insurance) evidencing the insurance coverage, in such form as shall be reasonably acceptable to District, shall be provided to District prior to accessing the Property. The policy or policies of insurance shall provide that such insurance coverage will not be canceled or reduced without at least thirty (30) days prior written notice to District or ten (10) business days in case of cancellation for failure to pay the premium. At least ten (10) business days prior to the expiration of such policy, a certificate showing that such insurance coverage has been renewed shall be obtained by CWD and filed with District.

7. Negotiation of Transfer. Based on its testing, CWD shall determine whether the Property is suitable for its intended use as a site for a groundwater well.

a. If CWD determines that the Property is not suitable for its intended use, CWD will return the Property to the condition it was in before CWD's initial entry upon the Property pursuant to this License.

b. If CWD determines that the Property is suitable, the District will, in good faith, immediately commence negotiations for the acquisition of the New Well Site. In negotiating such acquisition CWD will compensate the District for the New Well Site at the fair market value of the site based on current zoning and land use. As part of the consideration for the acquisition of the New Well Site, CWD and the District will discuss the potential exchange of the Old Well Site for the New Well Site. CWD and the District shall discuss and agree upon any additional consideration to be provided by CWD to the District as part of any acquisition agreement for the New Well Site. As part of any acquisition agreement, CWD will construct new site improvements at the New Well Site to complement the existing surrounding area, including drainage, fencing, hardscaping, striping, and/or parking lot modifications. CWD will pay all costs related to the relocation of the Old Well Site upon the Property.

8. Assignment. Neither Party shall assign this License or its rights and obligations hereunder without obtaining the other Party's written consent. Any assignment without such written consent shall be void.

9. Entire Agreement. This License constitutes the entire agreement between the Parties pertaining to the subject matter hereof and supersedes any and all prior and contemporaneous agreements, representations, negotiations and understandings of the Parties, written or oral.

10. Notice. Any notice to be given hereunder to either Party shall be in writing in any form acceptable to the Parties and addressed as follows:

District:

San Juan Unified School District
Attn: Frank Camarda
3738 Walnut Ave.
Carmichael, CA 95608
frank.camarda@sanjuan.edu

CWD:

Carmichael Water District
Attn: Cathy Lee
7837 Fair Oaks Blvd.
Carmichael, CA 95608
cathy@carmichaelwd.org

11. Counterparts. This License may be executed in counterparts and a facsimile signature shall be sufficient to bind each Party, subject to the terms set forth herein.

12. Compliance with Laws. Each and every provision of law and clause required by law to be inserted into this License shall be deemed to be inserted herein and this License shall be read and enforced as though it were included therein. CWD and CWD Agents shall comply with all applicable federal, state, and local laws, rules, regulations and ordinances, including but not limited to fingerprinting under Education Code section 45125.1. CWD agrees that it shall comply with all legal requirements for the performance of duties under this License and that failure to do so shall constitute material breach.

13. Governing Law. This Agreement shall be governed, construed, and enforced in accordance with the laws of the State of California. Litigation arising out of or connected with this Agreement may be instituted and maintained in state or federal courts located in the State of California only, and the venue for any such litigation shall be in Sacramento County.

14. Term and Termination. The rights herein granted are for a term which shall commence upon execution of this Agreement and shall remain in effect until the earlier to occur of the following: (i) upon written notice by the CWD that all testing, investigations and surveys requiring entry onto the Property are complete; (ii) upon the transfer of title to the New Well Site from District to CWD; or (iii) upon thirty (30) days after delivery of written notice of termination from either Party.

IN WITNESS WHEREOF, the Parties have executed this License as of the date first written above.

San Juan Unified School District	Carmichael Water District
By: _____	By: _____
Its: _____	Its: _____

Exhibit A

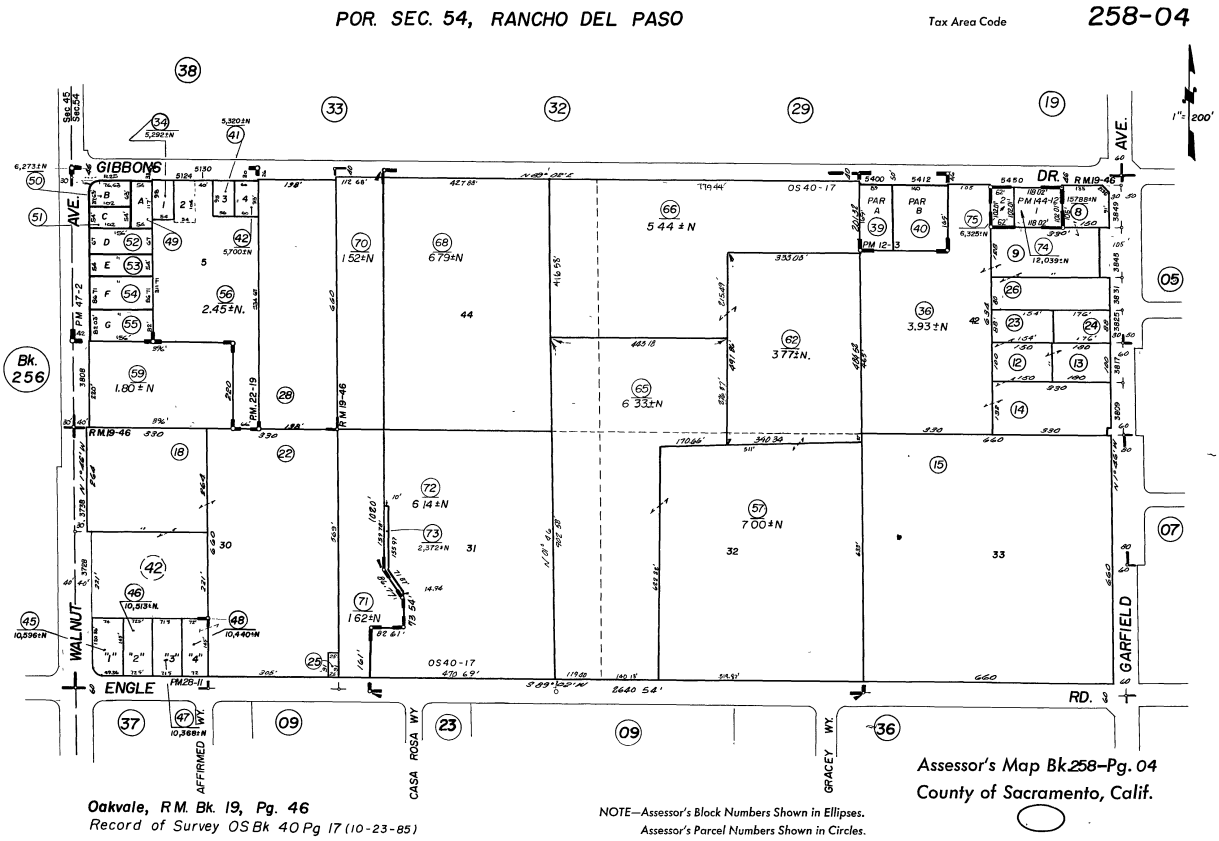
POR. SEC. 54, RANCHO DEL PASO
Tax Area Code 258-04
1"= 200'
GIBBONS
WALNUT AVE.
ENGLE RD.
GARFIELD AVE.
DR.
Bk. 256
RM 19-46
PM 47-2
PM 22-19
PM 28-11
PM 12-3
PM 144-12
AFFIRMED WY.
CASA ROSA WY.
GRACEY WY.
Oakvale, RM. Bk. 19, Pg. 46
Record of Survey OS Bk 40 Pg 17 (10-23-85)
NOTE—Assessor's Block Numbers Shown in Ellipses.
Assessor's Parcel Numbers Shown in Circles.
Assessor's Map Bk.258–Pg. 04
County of Sacramento, Calif.

Exhibit B


New Well Site
Garfield Ave
Garfield Ave
Garfield Ave
Garfield Ave
Garfield Ave
Garfield Ave
Garfield Ave
STOP
STOP
Engle Rd
Engle Rd
Engle Rd
Engle Rd
Engle Rd
Engle Rd
Engle Rd


Gibbons Dr
Sacramento Fine Arts Center
California Montessori Project...
Excelsior High School
Earl J. Koobs Nature Area
Montessori Children's School
La Sierra Community Center
Chautauqua Playhouse
Carmichael Little League
San Juan Unified School District
Garfield Elementary School
Garfield Ave
Ryan Ln
Old Well Site
New Well Site
Engle Rd



NEW WELL SITE

SAN JUAN UNIFIED SCHOOL DISTRICT
BOARD OF EDUCATION

AGENDA ITEM: **H-13**

MEETING DATE: **12/14/2021**

SUBJECT: Guest Teacher Salary Schedule

CHECK ONE:
For Discussion: ☐
For Action: ☒
Report: ☐
Workshop: ☐
Recognition: ☐
Emergency Action: ☐

DEPARTMENT: Human Resources

ACTION REQUESTED:
The superintendent is recommending that the board amend the guest teacher salary schedule that was approved at the October 12, 2021, meeting to take effect August 26, 2021. Previously, the scheduled date of implementation was September 26, 2021.

RATIONALE/BACKGROUND:
The proposed changes will clarify and simplify payroll processing for guest teachers.

PREVIOUS STAFF/BOARD ACTION:
Superintendent's Cabinet: 10/04/2021, 12/06/2021

FISCAL IMPACT:
Current Budget: $ N/A
Additional Budget: $N/A
Funding Source: N/A
(Unrestricted Base, Supplemental, other restricted, etc.)
Current Year Only ☐ On-going ☐

LCAP/STRATEGIC PLAN:
Goal: N/A Focus: N/A
Action: N/A

Strategic Plan: N/A

PREPARED BY: Paul Oropallo, Assistant Superintendent, Human Resources

APPROVED BY: Kent Kern, Superintendent of Schools

CERTIFICATED GUEST (SUBSTITUTE) TEACHER
SALARY SCHEDULE

I. TK-12 (including Special Education)

Full Day Assignment: More than three (3) teaching periods.
Half Day Assignment: Three teaching periods or two periods on a block schedule.

	Full Day	Half Day
Regular Guest/Substitute Teacher	~~$175~~ 200	~~$87.50~~ 100
San Juan Unified School District Retiree/ Dedicated Sub	~~$200~~ 225	~~$100~~ 112.50
Regular Long Term/Teaching Permit for Statutory Leave (TPSL)**/Dedicated at hard to fill sites***	~~$225~~ 250	~~$112.50~~ 125

****TPSL/Long Term rate is for an assignment over 20 days.** For information on how to qualify for a TPSL, please submit a recent resume and transcripts to Human Resources.

*** Hard to fill sites are determined and identified by the district

II. Early Childhood Education

Full Day Assignment: Over four (4) working hours.
Half Day Assignment: Four working hours or less.

	Full Day	Half Day
Preschool Teacher	~~$150~~ 175	~~$75~~ 87.50
Child Development Permit Teacher (CDPT)	~~$130~~ 175	~~$65~~ 87.50
Long Term Preschool	~~$180~~ 175	~~$90~~ 87.50
Long Term CDPT	~~$150~~ 175	~~$75~~ 87.50

III. Saturday School and other assignments will follow the regular guest full day or half day assignment rates.

IV. Summer School

All guest teachers are paid $15.00 per hour of instruction.

V. Independent Study (El Sereno)

All guest teachers are paid ~~$15.00~~ 20.00 per hour of instruction *($25 per hour for SJUSD retiree).*

VI. Adult Education

All guest teachers are paid $15.00 per hour of instruction.
Long-term rate: $17.00 per hour of instruction.

Pay rate qualification is determined by Human Resources.

Board Approved/Effective: October 12, 2021/~~September 26, 2021~~ August 26, 2021

SAN JUAN UNIFIED SCHOOL DISTRICT
BOARD OF EDUCATION

AGENDA ITEM: J-1

MEETING DATE: 12/14/2021

SUBJECT: San Juan Choices Charter School On-Going Salary Schedule Adjustment and One-Time, Off-Schedule Payment

DEPARTMENT: Admissions and Family Services

CHECK ONE:

For Discussion:	☐
For Action:	☒
Report:	☐
Workshop:	☐
Recognition:	☐
Emergency Action:	☐

ACTION REQUESTED:
The superintendent is recommending that the board approve the on-going salary schedule adjustment and a one-time, off-schedule payment for San Juan Choices Charter School (CCS).

Base salaries shall be increased by a total of 3.55%, effective July 1, 2021. CCS shall provide a one-time, off-schedule payment, for all employees employed as of July 1, 2021, and still employed as of November 1, 2021, equal to 3.5% of their annual base salary. If a continuing employee from the 2020-2021 school year is not on a base salary schedule, CCS is requesting a 3.5% one-time, off-schedule payment based on wages and stipends from the fiscal year ending June 30, 2021.

RATIONALE/BACKGROUND:
San Juan Choices Charter School (CCS) attempts to, when fiscally possible, match the raises and bonuses the district provides to its own employees. On June 22, 2021, the board approved a salary schedule increase of 3.55% for bargaining groups and Cabinet, Confidential and Unrepresented Unit members, as well as a one-time, off-schedule bonus of 3.5% for all continuing members of same groups employed as of July 1, 2021. Because of the timing of the district's approval, CCS was unable to make their request before the end of the 2020-2021 fiscal year.

CCS has a yearly operating surplus that has been generated by school funding and enrollment growth. For fiscal year 2020-2021, CCS ended the year with a surplus of $178,236, which increased the fund balance to $1,496,173. The proposed salary schedule increase would increase operating costs an additional $68,867; the one-time, off-schedule bonus of 3.5% represents 39.6% of the 2020-2021 surplus, and less than 5% of the CCS fund balance. CCS anticipates moderate growth over the next three years, maintaining a growing fund balance during that time.

ATTACHMENT(S):
A: Choices Charter School Budget – All Resources

BOARD COMMITTEE ACTION/COMMENT:
N/A

PREVIOUS STAFF/BOARD ACTION:
Superintendent's Cabinet: 10/18/2021
Board of Education: 11/16/2021

FISCAL IMPACT:
Budget Increase (Salaries): $112,431
Additional Budget (Benefits): $27,029
Funding Source: Charter General Fund

LCAP/STRATEGIC PLAN:
Goal: N/A Focus: N/A
Action: N/A
Strategic Plan: N/A

PREPARED BY: Brian Ginter, Director, Admissions and Family Services

APPROVED BY: Debra Calvin, Ed.D., Assistant Superintendent, Educational Services DC
Melissa Bassanelli, Deputy Superintendent, Schools and Student Support MB
Kent Kern, Superintendent of Schools KK

CHOICES CHARTER SCHOOL (Fund 09)

Updated FUND BALANCE w/ Salary Increase Projections

	2020-21	2021-22	2022-23	2023-24
Beginning FUND BAL.	**1,317,937.00**	**1,496,173.00**	**1,213,969.00**	**938,807.00**
Revenue	3,314,805.00	3,336,749.00	3,336,749.00	3,336,749.00
Expense	2,912,043.00	3,242,169.00	3,304,398.00	3,332,124.00
Transfers Out	224,526.00	237,324.00	237,828.00	237,828.00
Total Expense	3,136,569.00	3,479,493.00	3,542,226.00	3,569,952.00
Net increase (decrease) in Fund Balance Before Increase	**178,236.00**	**(142,744.00)**	**(205,477.00)**	**(233,203.00)**
Certificated Increase				
Certificated Salary 3.55% Ongoing		47,251.00	47,676.00	48,105.00
Benefits		10,358.00	10,584.00	10,552.00
Certificated Salary 3.50% off Schedule		48,240.00		
Benefits		10,859.00		
Classified Increase				
Classified Salary 3.55% Ongoing		8,382.00	8,457.00	8,533.00
Benefits		2,876.00	2,968.00	2,989.00
Classified Salary 3.50% off Schedule		8,558.00		
Benefits		2,936.00		
Net increase (decrease) in Fund Balance After Increase	178,236.00	(282,204.00)	(275,162.00)	(303,382.00)
Ending Fund Balance After Increase	**1,496,173.00**	**1,213,969.00**	**938,807.00**	**635,425.00**

Attachment A

CHOICES SUMMARY
BEFORE SALARY INCREASE OR BONUS

2020-21 Unaudited Act / 2021-22 1st Interim

	Object Codes	2020-21 Unaudited Act	2021-22 1st Interim	Inc/Dcr	2022-23 Projected	Inc/Dcr	2023-24 Projected
A. Revenues							
Deferred Revenue from Prior Year		-	-	-	-	-	-
LCFF Sources	8010-8099	2,814,958	2,979,166	-	2,979,166	-	2,979,166
Federal Revenue	81xx-82xx	45,502	-	-	-	-	-
State Revenue	83xx-85xx	441,773	348,425	-	348,425	-	348,425
Other Local Revenue	86xx-87xx	12,572	9,158	-	9,158	-	9,158
Deferred Revenue into Next Year		-	-		-		-
Total Revenue		**3,314,805**	**3,336,749**	-	**3,336,749**	-	**3,336,749**
B. Expenses							
1) Certificated Salaries	1xxx	1,487,704	1,445,921	13,013	1,458,934	13,130	1,472,064
2) Classified Salaries	2xxx	283,060	308,848	2,779	311,627	2,804	314,431
3) Payroll Related Costs (excl H&W)	3xxx	453,376	574,196	45,552	619,748	2,002	621,750
a) H&W	34xx	387,961	307,061	23,029	330,090	24,756	354,846
4) Books & Supplies (excl Other)	4xxx	65,658	143,808	(22,708)	121,100	(14,890)	106,210
a) Other (Fund Balance)	4350	-	-	-	-	-	-
5) Operational Expenses (excl Sub Agreement)	5xxx	225,220	456,938	-	456,938	-	456,938
a) Subagreement	51xx	-	-	-	-	-	-
6) Capital Outlay	6xxx	-	-	-	-	-	-
7) Other Outgo (exclude Indirect)	7xxx	-	-	-	-	-	-
a) Indirect	7309/7359	9,064	5,397	564	5,961	(76)	5,885
Total Expenses		**2,912,043**	**3,242,169**	**62,229**	**3,304,398**	**27,726**	**3,332,124**
C. Excess (Deficiency) of Revenues		**402,762**	**94,580**	**(62,229)**	**32,351**	**(27,726)**	**4,625**
D. Other Financing Sources/Uses							
1) Interfund Transfers							
a) Transfers in	8900-8929	-	-	-	-	-	-
b) Transfers out	7600-7629	224,526	237,324	504	237,828	-	237,828
2) Other Sources/Uses							
a) Transfers in	8930-8979	-	-	-	-	-	-
b) Transfers out	7630-7699	-	-	-	-	-	-
3) Contribution	8980-8999	-	-	-	-	-	-
E. Net increase (decrease) in fund balance		**178,236**	**(142,744)**	**(62,733)**	**(205,477)**	**(27,726)**	**(233,203)**
F. Fund Balance Reserves							
1) Beginning Fund Balance		1,317,937	1,496,173	(142,744)	1,353,429	(205,477)	1,147,952
2) Ending Balance (For District MYP)		1,496,173	1,353,429	(205,477)	1,147,952	(233,203)	914,749

CHOICES CHARTER SCHOOL SALARY INCREASE PROJECTION

Emp Name	FTE	Salary	PR 21.92%	H&W	Total	3.55% Ongoing Salary Increase	3.5% 1X Bonus	Total Salary	PR 21.92%	H&W	Total
Certificated Teachers											
ANTOS S	1	$ 75,761.00	$ 16,606.81	$ 10,777.90	$ 103,145.71	$ 2,689.52	$ 2,745.77	$ 81,196.29	$ 17,798.23	$ 10,777.90	$ 109,772.42
BRANSON K	1	$ 47,320.00	$ 10,372.54	$ 10,584.60	$ 68,277.14	$ 1,679.86	$ 1,715.00	$ 50,714.86	$ 11,116.70	$ 10,584.60	$ 72,416.16
BROWN L	1	$ 64,761.00	$ 14,195.61	$ 9,396.50	$ 88,353.11	$ 2,299.02	$ 2,347.10	$ 69,407.12	$ 15,214.04	$ 9,396.50	$ 94,017.66
CAVE H	1	$ 68,698.02	$ 15,058.60	$ 21,335.40	$ 105,092.02	$ 2,438.78	$ 2,489.79	$ 73,626.59	$ 16,138.95	$ 21,335.40	$ 111,100.94
CERMAK S	1	$ 81,821.88	$ 17,935.36	$ 10,819.10	$ 110,576.34	$ 2,904.68	$ 2,965.43	$ 87,691.99	$ 19,222.08	$ 10,819.10	$ 117,733.17
ELFSTROM J	1	$ 75,761.00	$ 16,606.81	$ 1,422.80	$ 93,790.61	$ 2,689.52	$ 2,745.77	$ 81,196.29	$ 17,798.23	$ 1,422.80	$ 100,417.32
FISHER S	1	$ 57,572.00	$ 12,619.78	$ 10,654.20	$ 80,845.98	$ 2,043.81	$ 2,086.55	$ 61,702.36	$ 13,525.16	$ 10,654.20	$ 85,881.72
HANNON J	1	$ 75,761.00	$ 16,606.81	$ 17,794.20	$ 110,162.01	$ 2,689.52	$ 2,745.77	$ 81,196.29	$ 17,798.23	$ 17,794.20	$ 116,788.72
JAVANIFARD G	1	$ 72,847.00	$ 15,968.06	$ 602.50	$ 89,417.56	$ 2,586.07	$ 2,640.16	$ 78,073.23	$ 17,113.65	$ 602.50	$ 95,789.38
MARTINEZ K	1	$ 53,229.00	$ 11,667.80	$ 9,304.40	$ 74,201.20	$ 1,889.63	$ 1,929.15	$ 57,047.78	$ 12,504.87	$ 9,304.40	$ 78,857.05
MOORE K	1	$ 81,821.88	$ 17,935.36	$ 1,464.00	$ 101,221.24	$ 2,904.68	$ 2,965.43	$ 87,691.99	$ 19,222.08	$ 1,464.00	$ 108,378.07
NGUYEN J	0.5	$ 25,590.50	$ 5,609.43	$ 4,436.30	$ 35,636.23	$ 908.46	$ 927.46	$ 27,426.42	$ 6,011.87	$ 4,436.30	$ 37,874.59
NGUYEN J	0.5	$ 25,590.50	$ 5,609.43	$ 4,436.30	$ 35,636.23	$ 908.46	$ 927.46	$ 27,426.42	$ 6,011.87	$ 4,436.30	$ 37,874.59
ODDO M	0.5	$ 37,881.00	$ 8,303.52	$ 10,520.30	$ 56,704.82	$ 1,344.78	$ 1,372.90	$ 40,598.68	$ 8,899.23	$ 10,520.30	$ 60,018.21
STRAUCH K	1	$ 75,648.60	$ 16,582.16	$ 21,447.30	$ 113,678.06	$ 2,685.53	$ 2,741.69	$ 81,075.82	$ 17,771.82	$ 21,447.30	$ 120,294.94
SUMMERS R	1	$ 78,791.44	$ 17,271.09	$ 17,814.80	$ 113,877.33	$ 2,797.10	$ 2,855.60	$ 84,444.14	$ 18,510.16	$ 17,814.80	$ 120,769.10
WANN R	1	$ 75,761.00	$ 16,606.81	$ 23,534.10	$ 115,901.91	$ 2,689.52	$ 2,745.77	$ 81,196.29	$ 17,798.23	$ 23,534.10	$ 122,528.62
Certificated Management			23.47%						23.47%		
BROWN R	0.75	$ 82,077.84	$ 19,263.68	$ 16,270.28	$ 117,611.80	$ 2,913.76	$ 2,974.71	$ 87,966.31	$ 20,645.69	$ 16,270.28	$ 124,882.28
BROWN R	0.25	$ 27,359.28	$ 6,421.23	$ 5,423.43	$ 39,203.94	$ 971.25	$ 991.57	$ 29,322.10	$ 6,881.90	$ 5,423.43	$ 41,627.43
ODDO A	1	$ 146,966.88	$ 34,493.13	$ 11,176.00	$ 192,636.01	$ 5,217.32	$ 5,326.45	$ 157,510.65	$ 36,967.75	$ 11,176.00	$ 205,654.40
Total Certificated		$ 1,331,020.82	$ 295,734.02	$ 219,214.41	$ 1,845,969.25	$ 47,251.27	$ 48,239.53	$ 1,426,511.62	$ 316,950.74	$ 219,214.41	$ 1,962,676.77
Classified			34.31%						34.31%		
DRENNON A	1	$ 2,666.00	$ 914.70	$ 845.72	$ 4,426.42	$ 94.64	$ 96.62	$ 2,857.26	$ 980.33	$ 845.72	$ 4,683.31
DRENNON A	1	$ 45,513.00	$ 15,615.52	$ 14,437.88	$ 75,566.40	$ 1,615.71	$ 1,649.50	$ 48,778.21	$ 16,735.80	$ 14,437.88	$ 79,951.89
ESPINOZA M	1	$ 57,876.00	$ 19,857.25	$ 23,496.20	$ 101,229.45	$ 2,054.60	$ 2,097.57	$ 62,028.17	$ 21,281.87	$ 23,496.20	$ 106,806.24
FOONDOS D	1	$ 2,684.00	$ 920.88	$ -	$ 3,604.88	$ 95.28	$ 97.27	$ 2,876.55	$ 986.94	$ -	$ 3,863.49
GOLLOS K	1	$ 40,447.00	$ 13,877.37	$ 9,231.30	$ 63,555.67	$ 1,435.87	$ 1,465.90	$ 43,348.77	$ 14,872.96	$ 9,231.30	$ 67,453.03
OPEN CLERK-CCS	1	$ 31,406.00	$ 10,775.40	$ 15,704.00	$ 57,885.40	$ 1,114.91	$ 1,138.23	$ 33,659.14	$ 11,548.45	$ 15,704.00	$ 60,911.59
OPEN INSTRUCTIONAL ASSIST	1	$ 29,169.00	$ 10,007.89	$ 15,704.00	$ 54,880.89	$ 1,035.50	$ 1,057.16	$ 31,261.66	$ 10,725.88	$ 15,704.00	$ 57,691.54
OPEN INSTRUCTIONAL ASSIST	1	$ 26,364.00	$ 9,045.49	$ 14,193.28	$ 49,602.77	$ 935.92	$ 955.50	$ 28,255.42	$ 9,694.43	$ 14,193.28	$ 52,143.13
Total Classified		$ 236,125.00	$ 81,014.50	$ 93,612.38	$ 410,751.88	$ 8,382.43	$ 8,557.75	$ 253,065.18	$ 86,827.00	$ 93,612.38	$ 433,504.22
Total Certificated and Classified Positions		**$ 1,567,145.82**	**$ 376,748.52**	**$ 312,826.79**	**$ 2,256,721.13**	**$ 55,633.70**	**$ 56,797.28**	**$ 1,679,576.80**	**$ 403,777.74**	**$ 312,826.79**	**$ 2,396,180.99**
										Total Increase	**$ 139,459.86**

SAN JUAN UNIFIED SCHOOL DISTRICT
BOARD OF EDUCATION

AGENDA ITEM: J-2

MEETING DATE: 12/14/2021

SUBJECT: School Start Times 2022-2023

CHECK ONE:

For Discussion:	☐
For Action:	☒
Report:	☐
Workshop:	☐
Recognition:	☐
Emergency Action:	☐

DEPARTMENT: Administration

ACTION REQUESTED:
The superintendent is recommending that the board approve option B bell schedule for the 2022-2023 school year.

RATIONALE/BACKGROUND:
In accordance with Senate Bill 328, which was approved on October 13, 2019, school districts are required to adjust their school days by July 1, 2022, to begin no earlier than 8:00 a.m. for middle schools and 8:30 a.m. for high schools. Because of the district's mandated transportation services, adjustments to the start times of elementary schools will be necessary as well in order to comply with SB 328. Solutions that cause additional transportation routes to be created would cause stress on the system due to a national shortage of drivers and the cost and time involved in acquiring new busses.

On October 26, 2021, staff presented three potential bell schedule options for the 2022-2023 school year which included the cost for each option, as well as equipment and staffing challenges.

Option B is being recommend for approval. This option is forecast to cause only a minor impact to the transportation system compared with option C, and moves start times of schools less drastically than option A. Start times would be adjusted between 0 and 45 minutes.

Option A is based on a model that creates the most efficient transportation solution and would reduce the number of routes used for an overall cost savings. However, it also results in the greatest level of change in school start times with some sites moving by more than one hour. This level of change could be an especially hard adjustment for some families and staff members.

Option C would leave elementary start times where they are and move only the middle and high school times. The impact to the transportation system is the creation of more than 20 routes at a significant cost increase that would necessitate cost reductions in other areas.

ATTACHMENT(S):
A: Proposed Bell Schedule Options

BOARD COMMITTEE ACTION/COMMENT:
N/A

PREVIOUS STAFF/BOARD ACTION:
Superintendent's Cabinet: 09/27/2021, 10/11/2021, 10/18/2021, 12/06/2021
Board of Education: 10/26/2021

FISCAL IMPACT:
N/A

PREPARED BY: Kent Kern, Superintendent of Schools KK

SITE	CURRENT SITE BELL TIMES,THURSDAY	OPTION A BELL TIMES (09/27 Cabinet)	DIFFERENCE	OPTION B BELL TIMES (10/11 Cabinet)	DIFFERENCE	OPTION C BELL TIMES (10/18 Cabinet)	DIFFERENCE
Number of Routes-		Approx. 84		Approx. 104		Approx. 124	
ARLINGTON	8:05 - 2:30, TH 1:10	7:55 - 2:20	10 Min	7:45 - 2:10	20 Min	8:05 - 2:30	NONE
CAMBRIDGE HEIGHTS	8:15 - 2:00, TH 12:50 9:05 - 2:50, TH 1:40	7:40 - 1:25	35 Min	7:45 - 1:30	30 Min	8:15 - 2:00	NONE
COYLE	8:00 - 2:30, TH 1:15	7:40 - 2:10	20 Min	7:45 - 2:15	15 Min	8:00 - 2:30	NONE
DYER KELLY	8:10 - 2:35, TH 1:20	7:55 - 2:20	15 Min	7:45 - 2:10	25 Min	8:10 - 2:35	NONE
DETERDING	8:05 - 2:40, TH 1:25	7:55 - 2:30	10 Min	7:45 - 2:20	20 Min	8:05 - 2:40	NONE
GREER	8:15 - 2:40, TH 1:15	7:40 - 2:05	35 Min	7:45 - 2:10	30 Min	8:15 - 2:40	NONE
HOWE	8:05 - 2:40, TH 1:25	7:40 - 2:15	25 Min	7:45 - 2:20	20 Min	8:05 - 2:40	NONE
MARIPOSA	8:05 - 2:30, TH 2:00	7:55 - 2:20	10 Min	7:45 - 2:10	20 Min	8:05 - 2:30	NONE
OTTOMON	8:05 - 2:35, TH 1:15	7:40 - 2:10	25 Min	7:45 - 2:15	20 Min	8:05 - 2:35	NONE
PASADENA	8:15 - 2:50, TH 1:30	7:40 - 2:15	35 Min	7:45 - 2:20	30 Min	8:15 - 2:50	NONE
TRAJAN	8:00 - 2:30, TH 1:20	7:40 - 2:10	20 Min	7:45 - 2:15	15 Min	8:00 - 2:30	NONE
WHITNEY	8:15 - 2:45, TH 1:30	7:40 - 2:10	35 Min	7:45 - 2:15	30 Min	8:15 - 2:45	NONE
ARCADE	8:05 - 2:43, TH 1:25	8:55 - 3:33	50 Min	8:00 - 2:38	5 Min	8:05 - 2:43	NONE
ARDEN	7:55 - 2:41, TH 1:26	8:55 - 3:41	1 Hour	8:00 - 2:46	5 Min	8:00 - 2:46	5 Min
BARRETT	7:55 - 2:40, TH 1:25	8:55 - 3:40	1 Hour	8:00 - 2:45	5 Min	8:00 - 2:45	5 Min
CARNEGIE	7:53 - 2:38, TH 1:23	8:55 - 3:40	1Hr2Min	8:00 - 2:45	7 Min	8:00 - 2:45	7 Min
CHURCHILL	7:55 - 2:40, TH 1:28	8:55 - 3:40	1 Hour	8:00 - 2:45	5 Min	8:00 - 2:45	5 Min
EDISON	8:15 - 2:45, TH 1:20	8:55 - 3:25	40 Min	8:00 - 2:30	15 Min	8:15 - 2:45	NONE
GOLD RIVER	8:45 - 3:15, TH 1:50	8:55 - 3:25	10 Min	8:00 - 2:30	45 Min	8:45 - 3:15	NONE
KATHERINE JOHNSON	8:00 - 2:50, TH 1:25	8:55 - 3:45	55 Min	8:00 - 2:50	NONE	8:00 - 2:50	NONE
KINGSWOOD	8:45 - 3:15, TH 2:00	8:55 - 3:25	10 Min	8:00 - 2:30	45 Min	8:45 - 3:15	NONE
LICHEN	8:05 - 2:35, TH 1:25	8:55 - 3:25	50 Min	8:00 - 2:30	5 Min	8:05 - 2:35	NONE
ORANGEVALE OPEN	8:30 - 3:00, TH 1:45	8:55 - 3:25	25 Min	8:00 - 2:30	30 Min	8:30 - 3:00	NONE
PASTEUR	7:45 - 2:38, TH 1:05	8:55 - 3:48	1Hr10Min	8:00 - 2:53	15 Min	8:00 - 2:53	15 Min
ROGERS	7:50 - 2:35, TH 1:11	8:55 - 3:40	1Hr5Min	8:00 - 2:45	10 Min	8:00 - 2:45	10 Min
SIERRA OAKS	8:10 - 2:40, TH 1:25	8:55 - 3:25	45 Min	8:00 - 2:30	10 Min	8:10 - 2:40	NONE
STARR KING	8:05 - 2:30, TH 1:25	8:55 - 3:20	50 Min	8:00 - 2:25	5 Min	8:05 - 2:30	NONE
SYLVAN	7:55 - 2:36, TH 1:16	8:55 - 3:36	1 Hour	8:00 - 2:41	5 Min	8:00 - 2:41	5 Min
WOODSIDE	8:10 - 2:40, TH 1:25	8:55 - 3:25	45 Min	8:00 - 2:30	10 Min	8:10 - 2:40	NONE
CAMERON RANCH	8:40 - 3:15, TH 2:00	7:40 - 2:15	1 Hour	8:55 - 3:30	15 Min	8:40 - 3:15	NONE
CARMICHAEL	8:40 - 3:20, TH 2:05	7:40 - 2:20	1 Hour	8:55 - 3:35	15 Min	8:40 - 3:20	NONE
CARRIAGE	8:30 - 3:00, TH 1:45	7:40 - 2:10	50 Min	8:55 - 3:25	25 Min	8:30 - 3:00	NONE
COTTAGE	8:45 - 3:10, TH 2:00	7:40 - 2:05	1Hr5Min	8:55 - 3:20	10 Min	8:45 - 3:10	NONE
COWAN	8:25 - 2:30, TH 1:15 8:55 - 3:00, TH 1:45	7:40 - 1:45	45 Min	8:55 - 3:00	30 Min	8:25 - 2:30	NONE
DEL DAYO	8:15 - 2:50, TH 1:25	7:40 - 2:15	35 Min	8:55 - 3:30	40 Min	8:15 - 2:50	NONE
DEL PASO MANOR	8:15 - 2:40, TH 1:25	7:40 - 2:05	35 Min	8:55 - 3:20	40 Min	8:15 - 2:40	NONE
DEWEY	8:40 - 3:15, TH 2:00	7:40 - 2:15	1 Hour	8:55 - 3:30	15 Min	8:40 - 3:15	NONE
GRAND OAKS	8:40 - 3:15, TH 2:00	7:40 - 2:15	1 Hour	8:55 - 3:30	15 Min	8:40 - 3:15	NONE
GREEN OAKS	8:20 - 2:45, TH 1:30	7:55-2:20	25 Min	8:55 - 3:20	35 Min	8:20 - 2:45	NONE
LEGETTE	8:45 - 3:15, TH 2:05	7:55-2:25	50 Min	8:55 - 3:25	10 Min	8:45 - 3:15	NONE
MARIEMONT	8:45 - 3:15, TH 2:00	7:40-2:10	1Hr5Min	8:55 - 3:25	10 Min	8:45 - 3:15	NONE
MISSION	8:20 - 2:50, TH 1:35	7:55-2:25	25 Min	8:55 - 3:25	35 Min	8:20 - 2:50	NONE
NORTHRIDGE	8:45 - 3:20, TH 2:05	7:40-2:15	1Hr5Min	8:55 - 3:30	10 Min	8:45 - 3:20	NONE
OAKVIEW	8:25 - 3:00, TH 1:45	7:55-2:30	30 Min	8:55 - 3:30	30 Min	8:25 - 3:00	NONE
PECK	8:35 - 3:10, TH 1:45	7:40-2:15	55 Min	8:55 - 3:30	20 Min	8:35 - 3:10	NONE
PERSHING	8:15 - 2:45, TH 1:30	7:55-2:25	20 Min	8:55 - 3:25	40 Min	8:15 - 2:45	NONE
SCHWEITZER	8:45 - 3:10, TH 1:55	7:55-2:20	50 Min	8:55 - 3:20	10 Min	8:45 - 3:10	NONE
SKYCREST	8:45 - 3:10, TH 2:00	7:40-2:05	1Hr5Min	8:55 - 3:20	10 Min	8:45 - 3:10	NONE
THOMAS KELLY	8:40 - 3:10, TH 2:00	7:40-2:10	1 Hour	8:55 - 3:25	15 Min	8:40 - 3:10	NONE
TWIN LAKES	8:35 - 3:05, TH 1:45	7:40 -2:10	55 Min	8:55 - 3:25	20 Min	8:35 - 3:05	NONE
BELLA VISTA	8:15 - 3:15, TH 1:56	8:30 - 3:30	15 Min	8:30 - 3:30	15 Min	8:30 - 3:30	15 Min
CASA ROBLE	8:00 - 3:00, TH 1:50	8:30 - 3:30	30 Min	8:30 - 3:30	30 Min	8:30 - 3:30	30 Min
DEL CAMPO	8:05 - 3:05, TH 1:48	8:30 - 3:30	25 Min	8:30 - 3:30	25 min	8:30 - 3:30	25 Min
EL CAMINO	8:15 -3:08, TH 1:56	8:30 - 3:23	15 Min	8:30 - 3:23	15 Min	8:30 - 3:23	15 Min
ENCINA	8:20 - 3:45, TH 2:31	8:30 - 3:55	10 Min	8:30 - 3:55	10 Min	8:30 - 3:55	10 Min
LAUREL RUFF	7:55 -2:45, TH 1:31	8:30 - 3:20	35 Min	8:30 - 3:20	35 Min	8:30 - 3:20	35 Min
LA VISTA	8:05 - 2:55, TH 1:25	8:30 - 3:20	25 Min	8:30 - 3:20	25 Min	8:30 - 3:20	25 Min
MESA VERDE	8:15 - 3:10, TH 1:55	8:30 - 3:25	15 Min	8:30 - 3:25	15 Min	8:30 - 3:25	15 Min
MIRA LOMA	8:00 - 3:05, TH 1:50	8:30 - 3:35	30 Min	8:30 - 3:35	30 Min	8:30 - 3:35	30 Min
RIO AMERICANO	8:05 - 3:05, TH 1:50	8:30 - 3:30	25 Min	8:30 - 3:30	25 Min	8:30 - 3:30	25 Min
SAN JUAN	8:00 - 2:57, TH 1:26	8:30 - 3:27	30 Min	8:30 - 3:27	30 Min	8:30 - 3:27	30 Min
CCHAT - NON PUBLIC	9:00 - 1:30 2:45, TH 2:45	NO CHANGE		NO CHANGE		NO CHANGE	
DAVIES CENTER		NO CHANGE		NO CHANGE		NO CHANGE	
GARFIELD		NO CHANGE		NO CHANGE		NO CHANGE	
MITCHELL		NO CHANGE		NO CHANGE		NO CHANGE	
MARVIN MARSHALL		NO CHANGE		NO CHANGE		NO CHANGE	
RICHARDSON		NO CHANGE		NO CHANGE		NO CHANGE	
SUNRISE TECH		NO CHANGE		NO CHANGE		NO CHANGE	

OPTION A
ELEM
ELEM
MIDDLE/K8
HIGH
CENTERS
NO CHANGE

OPTION B
ELEM
MIDDLE/K8
ELEM
HIGH
NO CHANGE

SAN JUAN UNIFIED SCHOOL DISTRICT
BOARD OF EDUCATION

AGENDA ITEM: J-3

MEETING DATE: 12/14/2021

SUBJECT: Redistricting Trustee Map Boundaries

CHECK ONE:
For Discussion: ☒
For Action: ☐
Report: ☐
Workshop: ☐
Recognition: ☐
Emergency Action: ☐

DEPARTMENT: Legal Services

ACTION REQUESTED:
The superintendent is recommending the board hold a public hearing to receive community input regarding revised map options, and to provide input and guidance to the demographer on map options based on the 2020 census data.

RATIONALE/BACKGROUND:
On July 27, 2021, the board selected preferred trustee districts. The map selected used 2010 census data because the 2020 data had yet to be published. The 2020 census data was validated by the California Department of Finance and finalized on September 27, 2021. Based on the 2020 census data, the current trustee areas are not in compliance based on total population distribution. Updated maps may need to be drawn with new boundaries based on the 2020 census data in order to maintain compliance with the law.

ATTACHMENT(S):
A: Presentation

PREVIOUS STAFF/BOARD ACTION:
Superintendent's Cabinet: 11/02/2021, 12/06/2021
Board of Education: 11/16/2021

FISCAL IMPACT:
Current Budget: $ N/A
Additional Budget: $ N/A
Funding Source: N/A
(Unrestricted Base, Supplemental, other restricted, etc.)
Current Year Only ☐ On-going ☐

LCAP/STRATEGIC PLAN:
Goal: N/A Focus: N/A
Action: N/A

Strategic Plan: N/A

PREPARED BY: Linda C. T. Simlick, General Counsel LCTS

APPROVED BY: Kent Kern, Superintendent of Schools KK

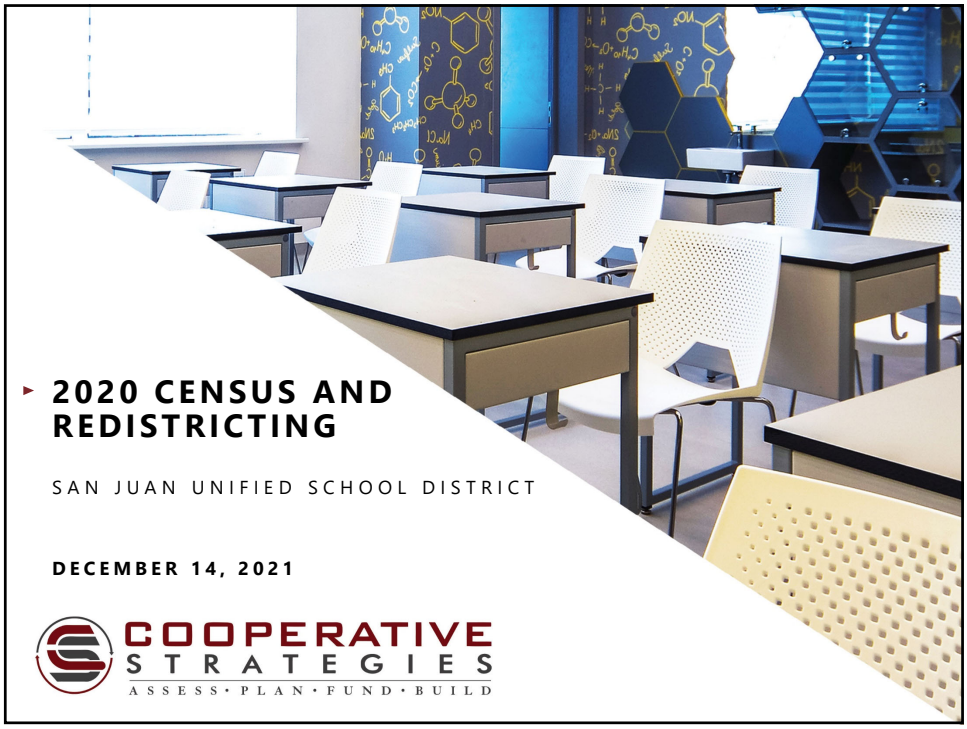

2020 CENSUS AND REDISTRICTING

SAN JUAN UNIFIED SCHOOL DISTRICT

DECEMBER 14, 2021

COOPERATIVE STRATEGIES
ASSESS • PLAN • FUND • BUILD

DISTRICT DEMOGRAPHICS

2020 CENSUS DATA



- Validated redistricting data was finalized by the California Department of Finance on September 27, 2021.
- This data showed changes in the area served by San Juan USD ("SJUSD") from 2010 to 2020, including:
  - Overall population growth of 30,902 (9.6% increase in population)
  - Total variance of 11.3% based on 2020 Census (*Out of Compliance*)

Trustee Area	2010 Census		2020 Census		Change	
	Total	Variance	Total	Variance	Population	Percent
Trustee Area 1	45,241	-1.4%	53,630	6.6%	8,389	18.5%
Trustee Area 2	45,662	-0.5%	53,557	6.5%	7,895	17.3%
Trustee Area 3	46,441	1.2%	51,088	1.5%	4,647	10.0%
Trustee Area 4	45,942	0.1%	48,551	-3.5%	2,609	5.7%
Trustee Area 5	46,900	2.2%	49,363	-1.9%	2,463	5.3%
Trustee Area 6	45,666	-0.5%	48,009	-4.6%	2,343	5.1%
Trustee Area 7	45,407	-1.1%	47,963	-4.7%	2,556	5.6%
Total Population	**321,259**	**3.6%**	**352,161**	**11.3%**	**30,902**	**9.6%**

DISTRICT DEMOGRAPHICS

2020 CENSUS DATA COMPARISON



Population	2010 Census		2020 Census		Change	
	Total	Percent	Total	Percent	Population	Percent
Hispanic/Latino	45,932	14.3%	59,327	16.8%	13,395	29.2%
White	230,286	71.7%	218,057	61.9%	-12,229	-5.3%
Black/ African American	14,607	4.5%	18,212	5.2%	3,605	24.7%
American Indian/ Alaska Native	1,963	0.6%	1,761	0.5%	-202	-10.3%
Asian	14,709	4.6%	25,883	7.3%	11,174	76.0%
Native Hawaiian/ Pacific Islander	1,256	0.4%	1,558	0.4%	302	24.0%
Other	607	0.2%	2,294	0.7%	1,687	277.9%
Two or More Races	11,899	3.7%	25,069	7.1%	13,170	110.7%
Total Population	**321,259**	**100%**	**352,161**	**100%**	**30,902**	**9.6%**

CURRENT TRUSTEE AREAS

Census 2020 Total Population:	352,161
Ideal Trustee Area Size:	50,309
Total Variance:	**11.3%**

TRUSTEE AREA	Trustee Area 1		Trustee Area 2		Trustee Area 3		Trustee Area 4		Trustee Area 5		Trustee Area 6		Trustee Area 7	
TP* vs. CVAP**	TP	CVAP	TP	CVAP	TP	CVAP	TP	CVAP	TP	CVAP	TP	CVAP	TP	CVAP
Population	53,630	**35,121**	53,557	**32,929**	51,088	**36,021**	48,551	**36,627**	49,363	**36,608**	48,009	**35,320**	47,963	**35,309**
Population Variance	6.6%	**N/A**	6.5%	**N/A**	1.5%	**N/A**	-3.5%	**N/A**	-1.9%	**N/A**	-4.6%	**N/A**	-4.7%	**N/A**
Hispanic/Latino	22.5%	**18.8%**	17.4%	**13.6%**	13.3%	**10.1%**	15.8%	**11.6%**	16.2%	**12.4%**	13.1%	**9.4%**	19.3%	**13.6%**
White	43.8%	**56.3%**	54.9%	**68.1%**	65.1%	**75.6%**	67.8%	**77.5%**	69.2%	**75.7%**	70.1%	**78.3%**	65.1%	**77.2%**
Black/African American	11.2%	**13.1%**	7.7%	**8.5%**	4.7%	**5.4%**	3.4%	**3.4%**	3.0%	**3.4%**	2.2%	**2.7%**	3.2%	**2.3%**
American Indian/Alaska Native	0.5%	**0.2%**	0.6%	**0.6%**	0.3%	**0.3%**	0.5%	**0.1%**	0.6%	**0.7%**	0.4%	**0.3%**	0.6%	**0.4%**
Asian	12.7%	**7.8%**	9.7%	**5.4%**	8.9%	**5.1%**	4.5%	**4.0%**	3.4%	**3.2%**	7.1%	**5.7%**	4.2%	**3.5%**
Native Hawaiian/ Other Pacific Islander	0.7%	**0.1%**	0.6%	**0.3%**	0.3%	**0.5%**	0.5%	**0.1%**	0.4%	**0.1%**	0.2%	**0.1%**	0.4%	**0.2%**
Other	0.7%	**N/A**	0.6%	**N/A**	0.6%	**N/A**	0.7%	**N/A**	0.7%	**N/A**	0.7%	**N/A**	0.6%	**N/A**
Two or More Races	7.9%	**3.6%**	8.5%	**3.5%**	6.9%	**3.0%**	6.8%	**3.4%**	6.6%	**4.4%**	6.2%	**3.6%**	6.6%	**2.8%**

**Total Population; Source: Redistricting Database for California, Published by Statewide Database on September 27, 2021*
***Citizen Voting Age Population (CVAP); Source: American Community Survey, 2015-2019 Data*

TRUSTEE AREA COMPLIANCE

Total population distribution is greater than 10% variance and needs to be adjusted.

Trustee Area	2020 Census	
	Total	Variance
Trustee Area 1	53,630	6.6%
Trustee Area 2	53,557	6.5%
Trustee Area 3	51,088	1.5%
Trustee Area 4	48,551	-3.5%
Trustee Area 5	49,363	-1.9%
Trustee Area 6	48,009	-4.6%
Trustee Area 7	47,963	-4.7%
Total Population	**352,161**	**11.3%**

Largest Trustee Area: **Area 1** (53,630)

Smallest Trustee Area: **Area 7** (47,963)

Difference ÷ Ideal Size = Total Variance
*(5,667 ÷ 50,309 = **11.3%**)*



SCENARIO 1

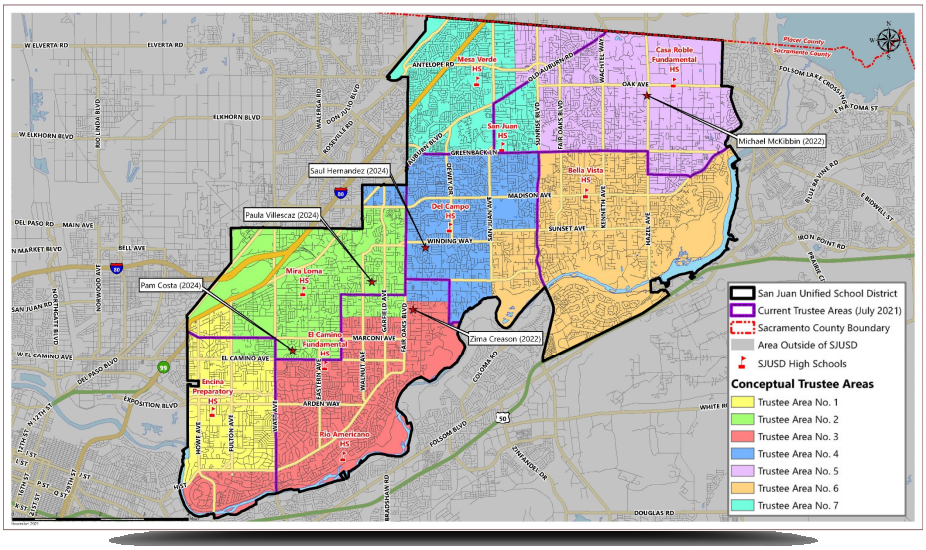

SCENARIO 1 – ZOOM IN CHANGES

From Trustee Area 1 to Trustee Area 3:

South of Fair Oaks Blvd., West of Watt Ave.

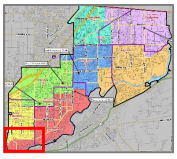



SCENARIO 1 – ZOOM IN CHANGES

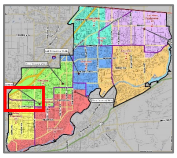

1. **From Trustee Area 2 to Trustee Area 1:**

South from I-80 to Marconi Ave., east from I-80 to Fulton Ave.

2. **From Trustee Area 1 to Trustee Area 2:**

South from Marconi Ave. to El Camino Ave., east from Fulton Ave. to Watt Ave.



SCENARIO 1 – ZOOM IN CHANGES

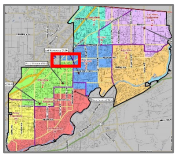

From Trustee Area 2 to Trustee Area 4:

South of Palm Ave. to Madison Ave., east of Walnut to Manzanita Ave.



SCENARIO 1 – ZOOM IN CHANGES

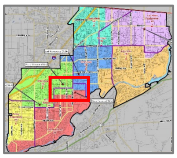

1. **From Trustee Area 3 to Trustee Area 2:**

South from Engle Rd. to North Ave., east from Mission Ave. to Fair Oaks Blvd.

2. **From Trustee Area 3 to Trustee Area 4:**

South from Fair Oaks Blvd. to Grant Ave., east from Fair Oaks Blvd. to Marshall Ave.

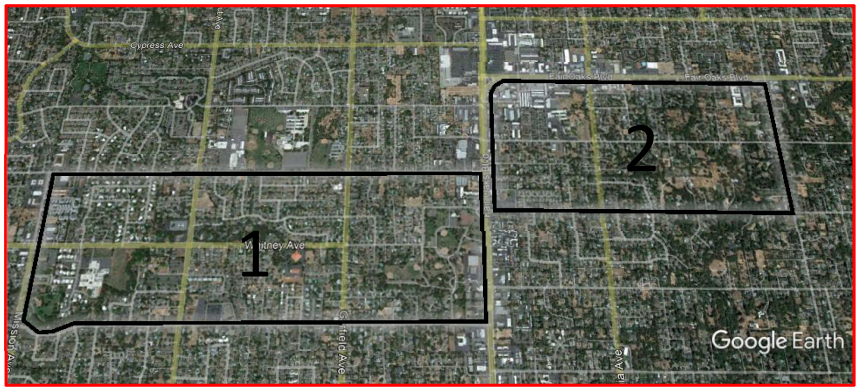

SCENARIO 1 – ZOOM IN CHANGES

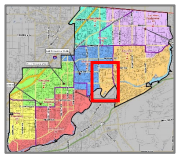

From Trustee Area 4 to Trustee Area 6:

South of Sunset Ave. to American River,

east of San Juan Ave. to Sunrise Blvd.

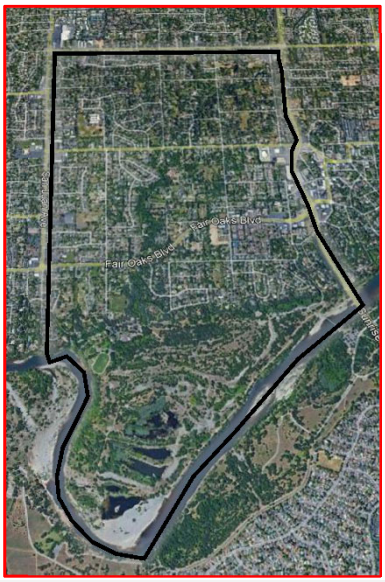

SCENARIO 1 – ZOOM IN CHANGES

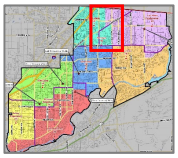

1. From Trustee Area 7 to Trustee Area 5:

South from District boundary to Auburn Blvd.,

east from Mariposa Ave. to Old Auburn Rd.

2. From Trustee Area 5 to Trustee Area 7:

South from Old Auburn Rd. to Greenback Ln.,

east from Sylvan Rd. to Sunrise Blvd.

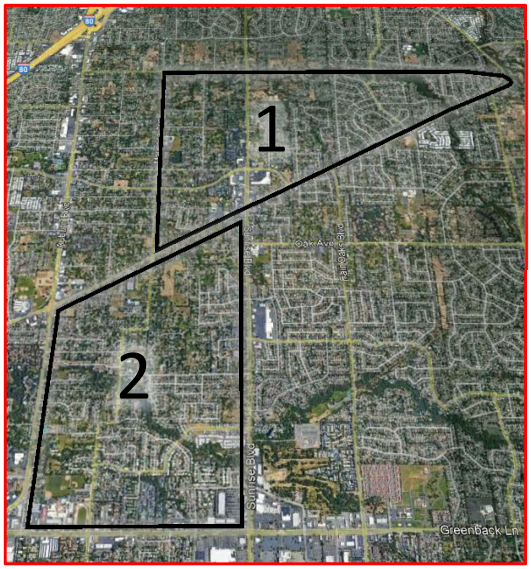

SCENARIO 1 – ZOOM IN CHANGES

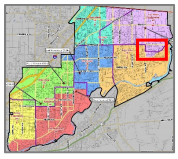

From Trustee Area 6 to Trustee Area 5:

South from Pershing Ave. to Madison Ave.,

east from Hazel Ave. to Madison Ave.

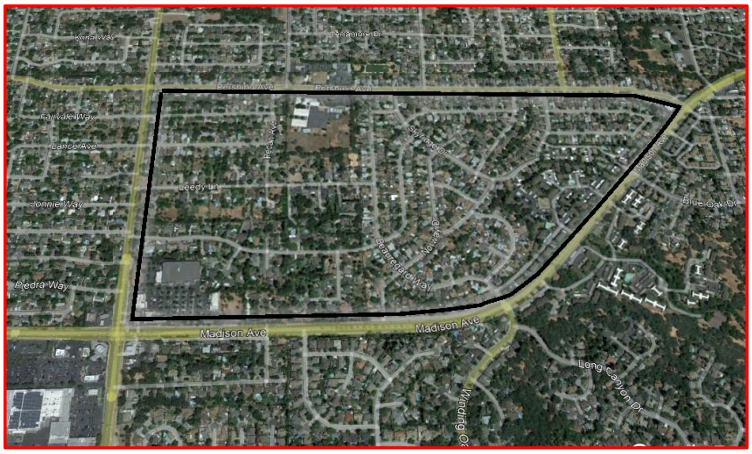

SCENARIO 1

Census 2020 Total Population:	352,161
Ideal Trustee Area Size:	50,309
Total Variance:	**4.3%**

TRUSTEE AREA	Trustee Area 1		Trustee Area 2		Trustee Area 3		Trustee Area 4		Trustee Area 5		Trustee Area 6		Trustee Area 7	
TP* vs. CVAP**	TP	CVAP	TP	CVAP	TP	CVAP	TP	CVAP	TP	CVAP	TP	CVAP	TP	CVAP
Population	49,328	30,949	51,081	32,404	51,485	36,974	49,881	36,616	49,654	37,548	50,815	37,442	49,917	36,002
Population Variance	-1.9%	N/A	1.5%	N/A	2.3%	N/A	-0.9%	N/A	-1.3%	N/A	1.0%	N/A	-0.8%	N/A
Hispanic/Latino	23.9%	19.9%	17.1%	12.5%	12.9%	11.4%	16.2%	11.0%	14.6%	11.4%	12.8%	9.7%	20.8%	14.6%
White	39.1%	53.0%	56.7%	70.4%	65.8%	74.4%	66.6%	76.9%	71.2%	77.8%	70.3%	78.0%	63.3%	75.4%
Black/African American	12.2%	15.1%	7.5%	7.6%	4.4%	5.0%	4.0%	4.2%	2.3%	2.5%	2.3%	2.6%	3.7%	3.1%
American Indian/Alaska Native	0.5%	0.3%	0.6%	0.5%	0.3%	0.3%	0.5%	0.1%	0.6%	0.6%	0.4%	0.2%	0.6%	0.6%
Asian	14.2%	7.6%	8.8%	5.0%	9.1%	5.7%	4.7%	4.3%	3.6%	3.4%	7.0%	5.8%	4.1%	3.2%
Native Hawaiian/ Other Pacific Islander	0.7%	0.2%	0.6%	0.3%	0.3%	0.5%	0.5%	0.1%	0.3%	0.1%	0.2%	0.1%	0.4%	0.1%
Other	0.7%	N/A	0.6%	N/A	0.6%	N/A	0.7%	N/A	0.7%	N/A	0.6%	N/A	0.6%	N/A
Two or More Races	8.7%	4.0%	8.2%	3.6%	6.6%	2.7%	6.8%	3.4%	6.8%	4.1%	6.3%	3.6%	6.4%	3.0%

**Total Population; Source: Redistricting Database for California, Published by Statewide Database on September 27, 2021*
***Citizen Voting Age Population (CVAP); Source: American Community Survey, 2015-2019 Data*

SCENARIO 2

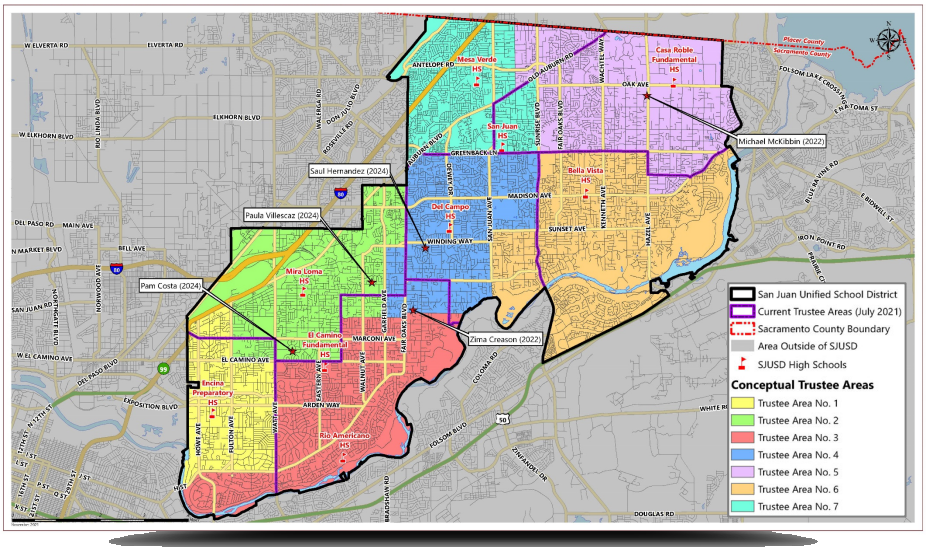

SCENARIO 2 – ZOOM IN CHANGES

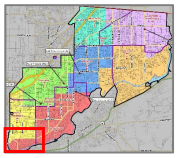

From Trustee Area 1 to Trustee Area 3:

South of Fair Oaks Blvd., West of Watt Ave.



SCENARIO 2 – ZOOM IN CHANGES

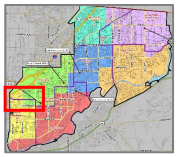

1. **From Trustee Area 2 to Trustee Area 1:**

South from I-80 to Marconi Ave., east from I-80 to Fulton Ave.

2. **From Trustee Area 1 to Trustee Area 2:**

South from Marconi Ave. to El Camino Ave., east from Fulton Ave. to Watt Ave.



SCENARIO 2 – ZOOM IN CHANGES

1. **From Trustee Area 3 to Trustee Area 2:** South from Engle Rd. to North Ave., east from Mission Ave. to Garfield Ave.
2. **From Trustee Area 3 to Trustee Area 4:** South from Engle Rd. to North Ave., east from Garfield Ave. to Fair Oaks Blvd.
3. **From Trustee Area 1 to Trustee Area 2:** South from Winding Way to North Ave., east from Garfield Ave. to Fair Oaks Blvd.
4. **From Trustee Area 3 to Trustee Area 4:** South from Fair Oaks Blvd. to Landis Ave., east from Fair Oaks Blvd. to Marshall Ave.

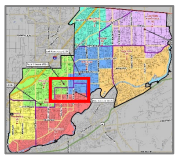



SCENARIO 2 – ZOOM IN CHANGES

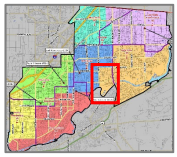

From Trustee Area 4 to Trustee Area 6:
South of Sunset Ave. to American River,
east of San Juan Ave. to Sunrise Blvd.

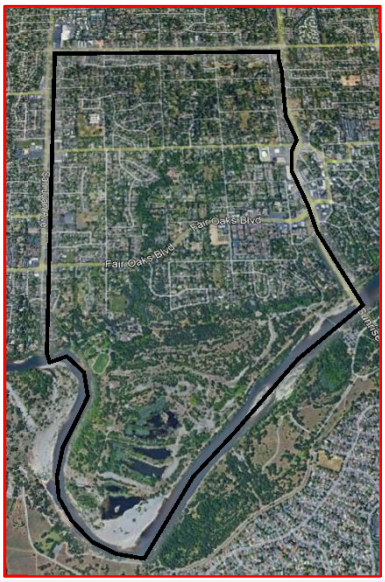

SCENARIO 2 – ZOOM IN CHANGES

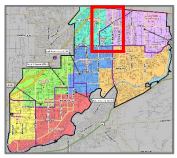

1. From Trustee Area 7 to Trustee Area 5:

South from District boundary to Auburn Blvd.,

east from Mariposa Ave. to Old Auburn Rd.

2. From Trustee Area 5 to Trustee Area 7:

South from Old Auburn Rd. to Greenback Ln.,

east from Sylvan Rd. to Sunrise Blvd.

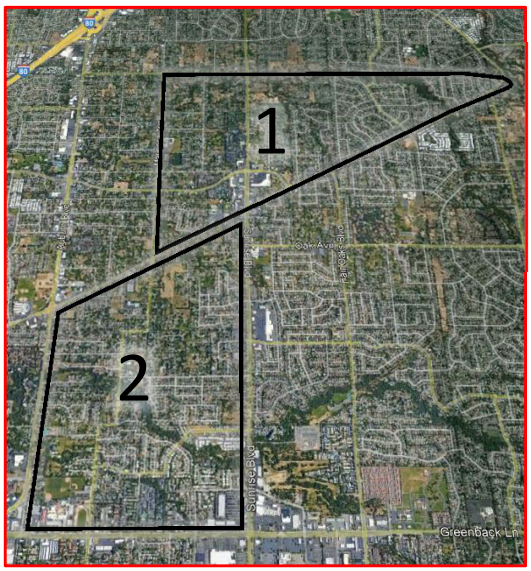

SCENARIO 2 – ZOOM IN CHANGES

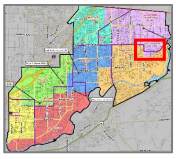

From Trustee Area 6 to Trustee Area 5:

South from Pershing Ave. to Madison Ave.,

east from Hazel Ave. to Madison Ave.

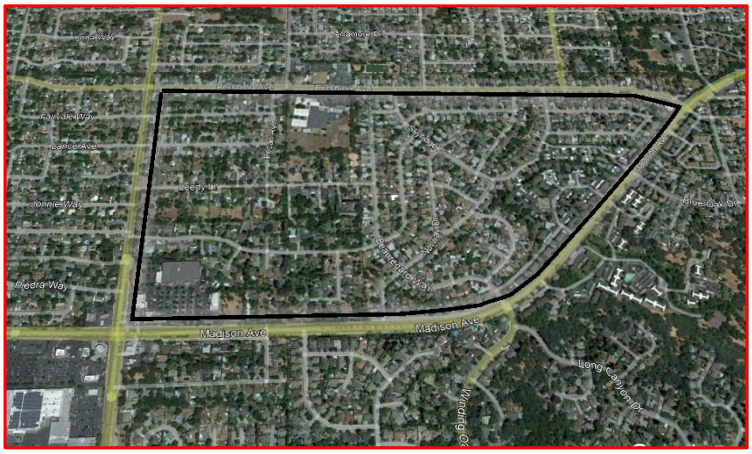

SCENARIO 2

Census 2020 Total Population:	352,161
Ideal Trustee Area Size:	50,309
Total Variance:	**3.8%**

TRUSTEE AREA	Trustee Area 1		Trustee Area 2		Trustee Area 3		Trustee Area 4		Trustee Area 5		Trustee Area 6		Trustee Area 7	
TP* vs. CVAP**	TP	CVAP	TP	CVAP	TP	CVAP	TP	CVAP	TP	CVAP	TP	CVAP	TP	CVAP
Population	49,328	**30,949**	51,226	**31,683**	50,233	**36,215**	50,988	**38,096**	49,654	**37,548**	50,815	**37,442**	49,917	**36,002**
Population Variance	-1.9%	**N/A**	1.8%	**N/A**	-0.2%	**N/A**	1.3%	**N/A**	-1.3%	**N/A**	1.0%	**N/A**	-0.8%	**N/A**
Hispanic/Latino	23.9%	**19.9%**	17.0%	**12.8%**	12.8%	**11.5%**	16.2%	**10.6%**	14.6%	**11.4%**	12.8%	**9.7%**	20.8%	**14.6%**
White	39.1%	**53.0%**	56.9%	**69.8%**	65.9%	**74.3%**	66.4%	**77.3%**	71.2%	**77.8%**	70.3%	**78.0%**	63.3%	**75.4%**
Black/African American	12.2%	**15.1%**	7.4%	**7.5%**	4.3%	**5.0%**	4.1%	**4.4%**	2.3%	**2.5%**	2.3%	**2.6%**	3.7%	**3.1%**
American Indian/Alaska Native	0.5%	**0.3%**	0.6%	**0.6%**	0.3%	**0.3%**	0.5%	**0.1%**	0.6%	**0.6%**	0.4%	**0.2%**	0.6%	**0.6%**
Asian	14.2%	**7.6%**	8.6%	**5.3%**	9.1%	**5.7%**	4.9%	**4.1%**	3.6%	**3.4%**	7.0%	**5.8%**	4.1%	**3.2%**
Native Hawaiian/ Other Pacific Islander	0.7%	**0.2%**	0.6%	**0.3%**	0.3%	**0.5%**	0.5%	**0.1%**	0.3%	**0.1%**	0.2%	**0.1%**	0.4%	**0.1%**
Other	0.7%	**N/A**	0.6%	**N/A**	0.6%	**N/A**	0.7%	**N/A**	0.7%	**N/A**	0.6%	**N/A**	0.6%	**N/A**
Two or More Races	8.7%	**4.0%**	8.2%	**3.7%**	6.7%	**2.7%**	6.7%	**3.4%**	6.8%	**4.1%**	6.3%	**3.6%**	6.4%	**3.0%**

**Total Population; Source: Redistricting Database for California, Published by Statewide Database on September 27, 2021*
***Citizen Voting Age Population (CVAP); Source: American Community Survey, 2015-2019 Data*

TIMELINE / NEXT STEPS

DATE	ACTIVITY
December 14, 2021	**Board Meeting: Review redistricting assessment & map scenarios**
December 2021 – January 2022	Cooperative Strategies creates additional map scenarios based on input and feedback
January 5 & 6, 2022	**Community Input Meetings held both in-person and virtual**
January 25, 2022	**Board Meeting: Review revised map scenarios and feedback from community input meetings**
February 15, 2022	**Board Meeting: Adopt adjusted Trustee Area map**
February 28, 2022	Deadline for adoption of adjusted Trustee Area Map; Cooperative Strategies sends adopted map to the County Registrar of Voters
July 6, 2022	Deadline for County Registrar of Voters to complete implementation of new Trustee Area Map


THANK YOU

SAN JUAN UNIFIED SCHOOL DISTRICT
BOARD OF EDUCATION

AGENDA ITEM: J-4

MEETING DATE: 12/14/2021

SUBJECT: Budget Financial Status Report
2021-22 First Interim Report

DEPARTMENT: Fiscal Services

CHECK ONE:

For Discussion:	☐
For Action:	☒
Report:	☐
Workshop:	☐
Recognition:	☐
Emergency Action:	☐

ACTION REQUESTED:
The superintendent is recommending that the board review and approve the 2021-2022 First Interim Report.

RATIONALE/BACKGROUND:
The San Juan Unified School District is certifying the 2021-2022 First Interim Financial Report as **Positive**, with the understanding of the fiduciary responsibility to maintain fiscal solvency for the current and subsequent two fiscal years.

The First Interim Report reflects actual revenue and expenditures through October 31, 2021, forecasts the remainder of the 2021-2022 fiscal year and provides a multiyear budget projection for 2022-2023 and 2023-2024.

Revenue assumptions used in the multiyear projections are based on projections from the Department of Finance.

The governor is scheduled to propose his 2022-2023 budget in January 2022.

ATTACHMENT(S):
A: First Interim Budget Book, Executive Summary PowerPoint

BOARD COMMITTEE ACTION/COMMENT:
N/A

PREVIOUS STAFF/BOARD ACTION:
Budget Adoption: 06/08/2021
Unaudited Actuals and 2021-2022 Budget Revisions: 09/14/2021
Superintendent's Cabinet: 12/06/2021

FISCAL IMPACT:
Current Budget: $ N/A
Additional Budget: $ N/A
Funding Source: N/A
(Unrestricted Base, Supplemental, other restricted, etc.)
Current Year Only ☐ Ongoing ☐

LCAP/STRATEGIC PLAN:
Goal: N/A Focus: N/A
Action: N/A

Strategic Plan: N/A

PREPARED BY: Kristi Blandford, Director Fiscal Services
Jennifer Stahlheber, Chief Financial Officer

APPROVED BY: Kent Kern, Superintendent of Schools

Attachment A

San Juan Unified School District

2021-22 FIRST INTERIM REPORT

WITH MULTI-YEAR PROJECTIONS
POSITIVE CERTIFICATION

Presented to the Board of Education
December 14, 2021





3738 Walnut Avenue
Carmichael, CA 95608
www.sanjuan.edu

SAN JUAN UNIFIED SCHOOL DISTRICT

2021-22 First Interim

TABLE OF CONTENTS

Board of Education and Administration 4
Overview and Introduction 5
General Fund .....
General Fund Revenues 7
General Fund Expenditures 8
All Funds Summary 9
Multi-Year Projections 10
SACS Financial Detail .....
FORM
CI Interim Certification 11
01 General Fund/County School Service Fund 14
08 Student Activity – Special Revenue Fund 39
09 Charter Schools Special Revenue Fund 44
10 Special Education Pass-Through Fund 52
11 Adult Education Fund 56
12 Child Development Fund 63
13 Cafeteria Special Revenue Fund 70
14 Deferred Maintenance Fund 77
21 Building Fund 83
25 Capital Facilities Fund 90
35 County Schools Facilities Fund 97
51 Bond Interest and Redemption Fund 104
67 Self-Insurance Fund 109
AI Average Daily Attendance 115
CASH Cashflow Worksheet 118
ESMOE 122
MYPI Multiyear Projections – General Fund 125
01CSI Criteria and Standards Review 131
SEMA1 Special Education MOE Actual vs. Actual Comparison 157

GOVERNANCE BOARD



Michael McKibbin, Ed.D.	**Saul Hernandez**	**Pam Costa**	**Zima Creason**	**Paula Villescaz**	**Kent Kern**
Vice President	*Member*	*Member*	*Clerk*	*President*	*Superintendent*

DOCUMENT PREPARATION

Jennifer Stahlheber
Chief Financial Officer

Kristi Blandford
Director, Fiscal Services

Susan Kane
Director, Business Support Services

Barbara Gross
Manager, Fiscal Services

Pattie Colvin
Manager, Fiscal Services

Deryn Campbell
Associate Budget Analyst

Sharon Rew
Position Control Specialist

Dina Geiss
Coordinator, Training and Support

Laura Longo
Administrative Assistant

Entire Fiscal Services Staff

OVERVIEW AND INTRODUCTION

FINANCIAL OVERVIEW

The San Juan Unified School District financial status is comprised of three major components: (1) Fund Balance (Ending and Beginning Balance); (2) Revenues; and (3) Expenditures. Estimates in the First Interim Report are based on actual activity through October 31, 2021. The district certifies this report as **Positive**. The Second Interim Report will be presented in March 2022.

DISTRICT MISSION

Valuing diversity and excellence, the San Juan Unified School District's mission is to educate and inspire each student to succeed and responsibly contribute to a radically evolving world by providing innovative, rigorous, student-focused instruction and programs in a safe, caring, and collaborative learning community.

SHARED BELIEFS

We Believe That:

- Every person is unique and has equal worth.
- Everyone can and will learn.
- People learn in different ways and at varied paces.
- Education is the shared responsibility of students, families, teachers, staff and community.
- Quality education expands opportunities throughout a person's life.
- Challenging people to meet high expectations leads to exceptional learning and remarkable results.
- Nurturing relationships and healthy environments are necessary for individuals to thrive.
- Diversity is a valuable asset that strengthens and enriches our community.
- Personal development and community well-being depend on individual responsibility.
- Everyone benefits when people willingly contribute to the well-being of others.
- Honesty and integrity are essential to build trusting relationships.
- Access to quality public education is essential to our democracy.

CORE COMMITMENTS

- Prioritize resources to close achievement gaps, improve teaching and learning, recruit and retain high quality employees and help all students reach their potential.
- Provide sound fiscal stewardship of community resources.
- Build trust by sharing useful, transparent fiscal information.
- Adopt a budget that consistently balances on-going revenues and expenditures to avoid a structural deficit.
- Preserve an ending fund balance that ensures integrity and stability of the district.

CORE MESSAGES

- The economy has undergone a rapid, but uneven recovery. State revenues are trending ahead of the projections used in the 2021-22 enacted budget.
- The recent Legislative Analyst's Office (LAO) Fiscal Outlook Report focused on addressing three key issues: historic state surplus, the constraints of the State Appropriations Limit on budget choices, and the state's capacity to commit to new and ongoing spending or tax reductions.
- We encourage state leaders to continue to prioritize the high-quality public education promised to students; continue to provide funding for the Expanded Learning Opportunities programs, provide additional base funding to help districts implement robust TK programs over the next five years and use additional funds to support core programs without adding categorical programs.
- The district will continue to exercise caution and flexibility in long-term fiscal planning. The budget will support on-going expenditures with on-going revenues and meet the requirements of a positive certification.

SACRAMENTO COUNTY OFFICE OF EDUCATION (SCOE)

The Sacramento County Office of Education (SCOE) reviews all district budgets and interim budget reports. SCOE has an oversight obligation to monitor the district's long-term fiscal health as prescribed in AB 1200. SCOE has provided the following guidance:

- The level of LCFF funding is subject to economic conditions as well as political decisions by the governor and legislature.
- Re-evaluate spending priorities to address student achievement and begin new initiatives only if long-term solvency can be maintained (avoid cycles of additions and reductions).
- Exercise caution and maintain flexibility in collective bargaining process. Neighboring districts have widely divergent levels of funding. Consider increases to pension rates, rising health care costs, and the implementation of the Affordable Care Act (ACA).
- Maintain reserves much greater than the minimum requirement.
- Support on-going expenditures with on-going revenues.

2021-22 REVISED BUDGET

GENERAL FUND SUMMARY REVENUES - UNRESTRICTED

Unrestricted	45 Day Budget Projections	1ST Interim Projections
LCFF	$380,513,416	$383,706,739
Federal Revenue	0	0
State Revenue	9,762,408	9,376,663
Local Revenue	2,938,794	3,431,374
Total Revenue	**$393,214,618**	**$396,514,776**

GENERAL FUND SUMMARY REVENUES - RESTRICTED

Restricted	45 Day Budget Projections	1st Interim Projections
LCFF	$2,152,202	$2,061,615
Federal Revenue	156,224,428	112,750,169
State Revenue	66,959,165	75,790,027
Local Revenue	3,145,949	5,092,683
Total Revenue	**$228,481,744**	**$195,694,494**

GENERAL FUND SUMMARY – Total Revenues

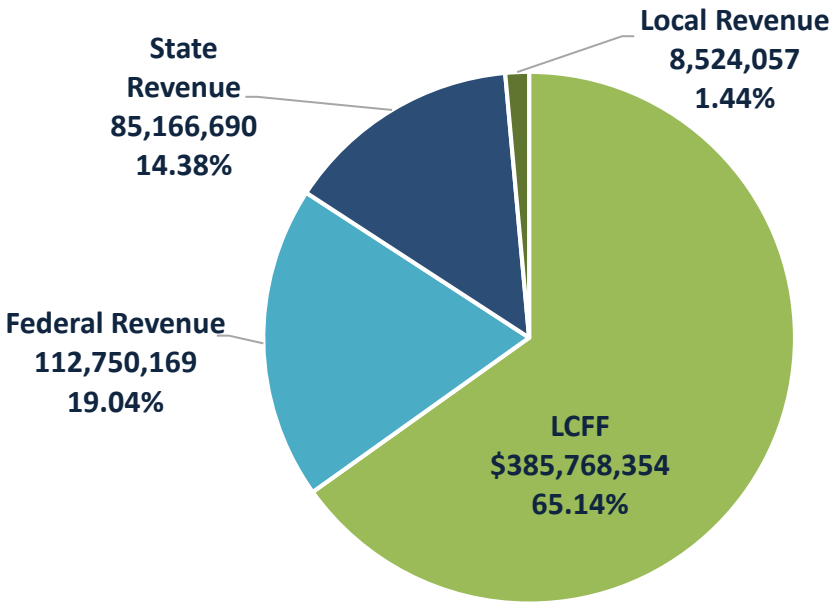

2021-22 REVISED BUDGET

GENERAL FUND SUMMARY EXPENDITURES - UNRESTRICTED

Unrestricted	45 Day Budget Projections	1ST Interim Projections
Certificated Salaries	$168,517,215	$164,571,559
Classified Salaries	43,913,440	41,985,017
Benefits	96,644,164	92,800,894
Supplies, Services & Operating	29,106,156	32,750,138
Capital Outlay	4,489,060	4,489,060
Supplies, Services & Operating	(7,564,406)	(7,394,160
Total Revenue	**$335,095,630**	**$329,302,508**

GENERAL FUND SUMMARY EXEPNDITURES - RESTRICTED

Unrestricted	45 Day Budget Projections	1ST Interim Projections
Certificated Salaries	$72,351,550	$67,108,632
Classified Salaries	44,288,170	41,672,543
Benefits	74,257,984	69,035,099
Supplies, Services & Operating	141,326,586	72,556,808
Capital Outlay	1,310,278	6,310,278
Supplies, Services & Operating	7,232,787	7,062,541
Total Revenue	**$340,767,356**	**$263,745,901**

GENERAL FUND SUMMARY – Total Expenditures

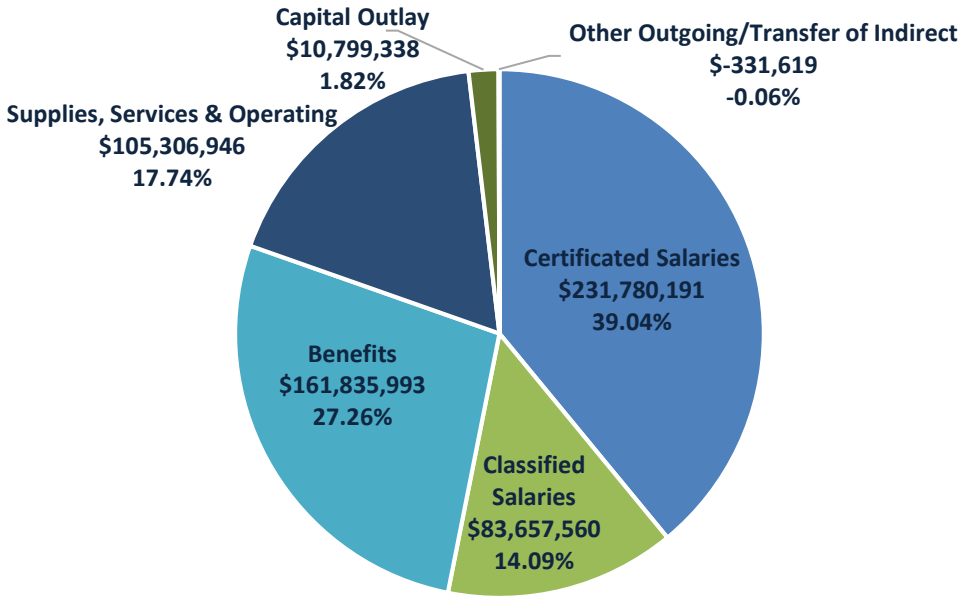

GENERAL FUND SUMMARY – COMBINED

Unrestricted/Restricted	45 Day Revision	1st Interim Projections
Total Revenues	**$621,696,362**	**$592,209,270**
Total Expenditures & Other Financing Sources/Uses	**687,560,507**	**600,100,537**
Increase/(Decrease) Fund Balance	(65,864,145)	(7,891,267)
Beginning Fund Balance	112,692,086	112,692,086
Ending Fund Balance (EFB)	**$46,827,941**	**$104,800,819**
Components of EFB		
Restricted	$19,893,934	$24,133,725
Assigned	0	28,646,996
Reserve for Economic Uncertainty (REU) 3%	20,275,890	17,810,359
Unassigned Fund Balance	$6,658,117	$34,192,215
Total Fund Balance vs. Expenditures	**6.93%**	**17.67%**

ALL FUNDS

FUND	Beginning Balance	Revenues	Expenses	Other Financing	Surplus/ (Deficit)	Ending Balance
Supplemental	3,710,878	36,642,562	36,398,088	8,355	252,829	3,963,707
Base/Other	66,324,703	359,872,214	292,904,420	(56,319,546)	10,648,248	76,972,951
Total Unrestricted	70,035,581	396,514,776	329,302,508	(56,311,191)	10,901,077	80,936,658
Total Restricted	42,656,505	195,694,494	263,745,901	49,258,973	(18,792,434)	23,864,071
General Fund	**112,692,086**	**592,209,270**	**593,048,409**	**-7,052,218**	**-7,891,357**	**104,800,729**
ASB	1,920,238	0	0	0	0	1,920,238
Charter School	1,496,173	3,033,536	3,337,640	(237,824)	(541,928)	954,245
SPED (SELPA)	0	5,434,089	5,434,089	0	0	0
Adult Education	2,288,487	3,863,211	3,763,735	(93,476)	6,000	2,294,487
Child Development	4,285,227	26,507,143	29,045,802	0	(2,538,659)	1,746,568
Cafeteria	2,809,092	19,590,720	18,891,452	2,992,017	3,691,285	4,041,055
Deferred Maintenance	1,631,481	7,000	2,000,000	2,000,000	7,000	1,638,481
Special Revenue	**14,430,698**	**58,435,699**	**62,472,718**	**4,660,717**	**623,698**	**12,595,074**
Building	159,137,972	2,206,385	90,270,596	5,969,863	(82,094,348)	77,043,624
Capital Facilities	4,592,663	2,260,000	152,845	0	2,107,155	6,699,818
County School Facilities	2,353	5,567,449	0	(5,569,802)	(2,353)	(0)
Capital Projects	**163,732,988**	**10,033,834**	**90,423,441**	**400,061**	**(79,989,546)**	**83,743,442**
Self-insurance	**48,007,172**	**22,280,058**	**24,440,880**	**2,000,000**	**(160,822)**	**47,846,350**
TOTAL	**226,170,858**	**90,749,591**	**177,337,039**	**7,060,778**	**(79,526,670)**	**146,644,188**

2021-23 MULTI-YEAR PROJECTIONS

The district primarily uses estimates from the Department of Finance (DOF) to project LCFF revenue growth in 2021-22 and 2022-23. The district Planning Department provides enrollment estimates, which are used to calculate Average Daily Attendance (ADA), the basis of state funding. Operating costs for future years are projected using historical patterns, statistical probabilities, and projected cost of living adjustments (COLA's). Significant expenditure assumptions include salaries, seniority and retirement of employees, healthcare and other benefit costs, public pension plans (STRS and PERS), utilities, property, and liability insurance, etc.

PLANNING FACTORS

The district used the following planning factors to build budget projections for 2021-22, 2022-23 and 2023-24.

	2021-22	2022-23	2023-24
Funded ADA	37,509.55	34,461.48	34,461.48
COLA (DOF)	5.07%*	2.48%	3.11%
STRS Employer Rate	16.92%	19.10%	19.10%
PERS Employer Rate	22.91%	26.10%	27.10%
California CPI	3.96%	2.65%	2.36%
Lottery – Unrestricted per ADA	$163	$163	$163
Lottery – Restricted per ADA	$65	$65	$65
Mandate Block Grant – K-8 per ADA	$32.79	$33.60	$34.64
Mandate Block Grant – 9-12 per ADA	$63.17	$64.74	$66.75
Unemployment Insurance Rate	.50%	.50%	.20%

*Includes DOF COLA of 1.70% and additional super COLA totaling 5.07%

MULTI-YEAR PROJECTIONS (MYP) - General Fund Combined

Unrestricted/Restricted	2021-22	2022-23	2023-24
Total Revenues	**$592,209,207**	**513,629,302**	**489,710,736**
Total Expenditures	**600,101,537**	**539,800,394**	**503,496,318**
Increase/(Decrease) Fund Balance	(7,891,267)	(26,171,092)	(15,847,197)
Beginning Fund Balance	112,692,086	104,800,819	76,568,112
Ending Fund Balance (EFB)	**$104,800,819**	**76,568,112**	**60,720,915**
Components of EFB			
Restricted	$23,864,071	13,651,068	12,151,100
Reserve for Economic Uncertainty – 2%	11,860,968	10,796,008	10,069,926
Assigned Fund Balance	28,646,996	28,163,730	28,163,538
Unassigned Fund Balance	$40,159,130	26,019,921	14,459,564
Total Fund Balance vs. Expenditures	**17.67%**	**14.68%**	**12.98%**

NOTICE OF CRITERIA AND STANDARDS REVIEW. This interim report was based upon and reviewed using the state-adopted Criteria and Standards. (Pursuant to Education Code (EC) sections 33129 and 42130)

Signed: _____ Date: _____
District Superintendent or Designee

NOTICE OF INTERIM REVIEW. All action shall be taken on this report during a regular or authorized special meeting of the governing board.

To the County Superintendent of Schools:
This interim report and certification of financial condition are hereby filed by the governing board of the school district. (Pursuant to EC Section 42131)

Meeting Date: December 14, 2021 Signed: _____
President of the Governing Board

CERTIFICATION OF FINANCIAL CONDITION

X POSITIVE CERTIFICATION
As President of the Governing Board of this school district, I certify that based upon current projections this district will meet its financial obligations for the current fiscal year and subsequent two fiscal years.

___ QUALIFIED CERTIFICATION
As President of the Governing Board of this school district, I certify that based upon current projections this district may not meet its financial obligations for the current fiscal year or two subsequent fiscal years.

___ NEGATIVE CERTIFICATION
As President of the Governing Board of this school district, I certify that based upon current projections this district will be unable to meet its financial obligations for the remainder of the current fiscal year or for the subsequent fiscal year.

Contact person for additional information on the interim report:

Name: Kristi Blandford Telephone: 916-971-7268

Title: Director of Fiscal Services E-mail: kristi.blandford@sanjuan.edu

Criteria and Standards Review Summary

The following summary is automatically completed based on data provided in the Criteria and Standards Review form (Form 01CSI). Criteria and standards that are "Not Met," and supplemental information and additional fiscal indicators that are "Yes," may indicate areas of potential concern, which could affect the interim report certification, and should be carefully reviewed.

CRITERIA AND STANDARDS			Met	Not Met
1	Average Daily Attendance	Funded ADA for any of the current or two subsequent fiscal years has not changed by more than two percent since budget adoption.		X

CRITERIA AND STANDARDS (continued)			Met	Not Met
2	Enrollment	Projected enrollment for any of the current or two subsequent fiscal years has not changed by more than two percent since budget adoption.	X	
3	ADA to Enrollment	Projected second period (P-2) ADA to enrollment ratio for the current and two subsequent fiscal years is consistent with historical ratios.	X	
4	Local Control Funding Formula (LCFF) Revenue	Projected LCFF revenue for any of the current or two subsequent fiscal years has not changed by more than two percent since budget adoption.		X
5	Salaries and Benefits	Projected ratio of total unrestricted salaries and benefits to total unrestricted general fund expenditures has not changed by more than the standard for the current and two subsequent fiscal years.		X
6a	Other Revenues	Projected operating revenues (federal, other state, other local) for the current and two subsequent fiscal years have not changed by more than five percent since budget adoption.		X
6b	Other Expenditures	Projected operating expenditures (books and supplies, services and other expenditures) for the current and two subsequent fiscal years have not changed by more than five percent since budget adoption.		X
7	Ongoing and Major Maintenance Account	If applicable, changes occurring since budget adoption meet the required contribution to the ongoing and major maintenance account (i.e., restricted maintenance account).	X	
8	Deficit Spending	Unrestricted deficit spending, if any, has not exceeded the standard in any of the current or two subsequent fiscal years.		X
9a	Fund Balance	Projected general fund balance will be positive at the end of the current and two subsequent fiscal years.	X	
9b	Cash Balance	Projected general fund cash balance will be positive at the end of the current fiscal year.	X	
10	Reserves	Available reserves (e.g., reserve for economic uncertainties, unassigned/unappropriated amounts) meet minimum requirements for the current and two subsequent fiscal years.	X	

SUPPLEMENTAL INFORMATION			No	Yes
S1	Contingent Liabilities	Have any known or contingent liabilities (e.g., financial or program audits, litigation, state compliance reviews) occurred since budget adoption that may impact the budget?	X	
S2	Using One-time Revenues to Fund Ongoing Expenditures	Are there ongoing general fund expenditures funded with one-time revenues that have changed since budget adoption by more than five percent?	X	
S3	Temporary Interfund Borrowings	Are there projected temporary borrowings between funds?	X	
S4	Contingent Revenues	Are any projected revenues for any of the current or two subsequent fiscal years contingent on reauthorization by the local government, special legislation, or other definitive act (e.g., parcel taxes, forest reserves)?	X	
S5	Contributions	Have contributions from unrestricted to restricted resources, or transfers to or from the general fund to cover operating deficits, changed since budget adoption by more than $20,000 and more than 5% for any of the current or two subsequent fiscal years?		X

SUPPLEMENTAL INFORMATION (continued)			No	Yes
S6	Long-term Commitments	Does the district have long-term (multiyear) commitments or debt agreements?		X
		• If yes, have annual payments for the current or two subsequent fiscal years increased over prior year's (2020-21) annual payment?	X	
		• If yes, will funding sources used to pay long-term commitments decrease or expire prior to the end of the commitment period, or are they one-time sources?	X	
S7a	Postemployment Benefits Other than Pensions	Does the district provide postemployment benefits other than pensions (OPEB)?		X
		• If yes, have there been changes since budget adoption in OPEB liabilities?	X	
S7b	Other Self-insurance Benefits	Does the district operate any self-insurance programs (e.g., workers' compensation)?		X
		• If yes, have there been changes since budget adoption in self-insurance liabilities?	X	
S8	Status of Labor Agreements	As of first interim projections, are salary and benefit negotiations still unsettled for:		
		• Certificated? (Section S8A, Line 1b)	X	
		• Classified? (Section S8B, Line 1b)	X	
		• Management/supervisor/confidential? (Section S8C, Line 1b)	X	
S8	Labor Agreement Budget Revisions	For negotiations settled since budget adoption, per Government Code Section 3547.5(c), are budget revisions still needed to meet the costs of the collective bargaining agreement(s) for:		
		• Certificated? (Section S8A, Line 3)	X	
		• Classified? (Section S8B, Line 3)	X	
S9	Status of Other Funds	Are any funds other than the general fund projected to have a negative fund balance at the end of the current fiscal year?	X	

ADDITIONAL FISCAL INDICATORS			No	Yes
A1	Negative Cash Flow	Do cash flow projections show that the district will end the current fiscal year with a negative cash balance in the general fund?	X	
A2	Independent Position Control	Is personnel position control independent from the payroll system?	X	
A3	Declining Enrollment	Is enrollment decreasing in both the prior and current fiscal years?		X
A4	New Charter Schools Impacting District Enrollment	Are any new charter schools operating in district boundaries that are impacting the district's enrollment, either in the prior or current fiscal year?	X	
A5	Salary Increases Exceed COLA	Has the district entered into a bargaining agreement where any of the current or subsequent fiscal years of the agreement would result in salary increases that are expected to exceed the projected state funded cost-of-living adjustment?	X	
A6	Uncapped Health Benefits	Does the district provide uncapped (100% employer paid) health benefits for current or retired employees?		X
A7	Independent Financial System	Is the district's financial system independent from the county office system?		X
A8	Fiscal Distress Reports	Does the district have any reports that indicate fiscal distress? If yes, provide copies to the COE, pursuant to EC 42127.6(a).	X	
A9	Change of CBO or Superintendent	Have there been personnel changes in the superintendent or chief business official (CBO) positions within the last 12 months?		X

Description	Resource Codes	Object Codes	Original Budget (A)	Board Approved Operating Budget (B)	Actuals To Date (C)	Projected Year Totals (D)	Difference (Col B & D) (E)	% Diff (E/B) (F)
A. REVENUES								
1) LCFF Sources		8010-8099	380,513,416.00	383,706,739.00	73,620,180.22	383,706,739.00	0.00	0.0%
2) Federal Revenue		8100-8299	0.00	0.00	0.00	0.00	0.00	0.0%
3) Other State Revenue		8300-8599	9,762,408.00	9,376,663.00	(134,782.59)	9,376,663.00	0.00	0.0%
4) Other Local Revenue		8600-8799	2,938,794.00	3,431,374.00	625,148.48	3,431,374.00	0.00	0.0%
5) TOTAL, REVENUES			393,214,618.00	396,514,776.00	74,110,546.11	396,514,776.00		
B. EXPENDITURES								
1) Certificated Salaries		1000-1999	161,501,930.00	164,671,559.00	44,084,952.98	164,671,559.00	0.00	0.0%
2) Classified Salaries		2000-2999	42,588,268.00	41,985,017.00	12,584,710.41	41,985,017.00	0.00	0.0%
3) Employee Benefits		3000-3999	94,934,358.00	92,800,894.00	22,053,116.55	92,800,894.00	0.00	0.0%
4) Books and Supplies		4000-4999	8,679,130.00	10,939,452.00	1,848,783.31	10,939,452.00	0.00	0.0%
5) Services and Other Operating Expenditures		5000-5999	19,136,534.00	21,810,686.00	7,384,453.78	21,810,686.00	0.00	0.0%
6) Capital Outlay		6000-6999	4,359,600.00	4,489,060.00	35,803.47	4,489,060.00	0.00	0.0%
7) Other Outgo (excluding Transfers of Indirect Costs)		7100-7299 7400-7499	1,010,455.00	1,010,455.00	358,065.17	1,010,455.00	0.00	0.0%
8) Other Outgo - Transfers of Indirect Costs		7300-7399	(7,154,909.00)	(8,404,615.00)	(771,012.69)	(8,404,615.00)	0.00	0.0%
9) TOTAL, EXPENDITURES			325,055,366.00	329,302,508.00	87,578,872.98	329,302,508.00		
C. EXCESS (DEFICIENCY) OF REVENUES OVER EXPENDITURES BEFORE OTHER FINANCING SOURCES AND USES (A5 - B9)			68,159,252.00	67,212,268.00	(13,468,326.87)	67,212,268.00		
D. OTHER FINANCING SOURCES/USES								
1) Interfund Transfers								
a) Transfers In		8900-8929	0.00	500.00	500.00	500.00	0.00	0.0%
b) Transfers Out		7600-7629	2,223,655.00	2,048,655.00	48,655.00	2,048,655.00	0.00	0.0%
2) Other Sources/Uses								
a) Sources		8930-8979	0.00	0.00	0.00	0.00	0.00	0.0%
b) Uses		7630-7699	0.00	0.00	0.00	0.00	0.00	0.0%
3) Contributions		8980-8999	(55,721,854.00)	(54,262,946.00)	(2,030,000.00)	(54,262,946.00)	0.00	0.0%
4) TOTAL, OTHER FINANCING SOURCES/USES			(57,945,509.00)	(56,311,101.00)	(2,078,155.00)	(56,311,101.00)		

Description	Resource Codes	Object Codes	Original Budget (A)	Board Approved Operating Budget (B)	Actuals To Date (C)	Projected Year Totals (D)	Difference (Col B & D) (E)	% Diff (E/B) (F)
E. NET INCREASE (DECREASE) IN FUND BALANCE (C + D4)			10,213,743.00	10,901,167.00	(15,546,481.87)	10,901,167.00		
F. FUND BALANCE, RESERVES								
1) Beginning Fund Balance								
a) As of July 1 - Unaudited		9791	70,035,581.23	70,035,581.23		70,035,581.23	0.00	0.0%
b) Audit Adjustments		9793	0.00	0.00		0.00	0.00	0.0%
c) As of July 1 - Audited (F1a + F1b)			70,035,581.23	70,035,581.23		70,035,581.23		
d) Other Restatements		9795	0.00	0.00		0.00	0.00	0.0%
e) Adjusted Beginning Balance (F1c + F1d)			70,035,581.23	70,035,581.23		70,035,581.23		
2) Ending Balance, June 30 (E + F1e)			80,249,324.23	80,936,748.23		80,936,748.23		
Components of Ending Fund Balance								
a) Nonspendable								
Revolving Cash		9711	0.00	205,000.00		205,000.00		
Stores		9712	0.00	49,608.00		49,608.00		
Prepaid Items		9713	0.00	0.00		0.00		
All Others		9719	0.00	0.00		0.00		
b) Restricted		9740	0.00	0.00		0.00		
c) Committed								
Stabilization Arrangements		9750	0.00	0.00		0.00		
Other Commitments		9760	0.00	0.00		0.00		
d) Assigned								
Other Assignments		9780	14,426,808.00	28,646,996.00		28,646,996.00		
Strategic Plan	0000	9780	*762,000.00*					
Negotiations	0000	9780	*11,751,337.00*					
LCFF Supplemental	0000	9780	*1,913,471.00*					
LCFF Supplemental	0000	9780		*3,646,996.00*				
Future Bus Purchases	0000	9780		*10,000,000.00*				
Technology Upgrades	0000	9780		*10,000,000.00*				
Textbook Adoptions	0000	9780		*5,000,000.00*				
LCFF Supplemental	0000	9780				*3,646,996.00*		
Future Bus Purchases	0000	9780				*10,000,000.00*		
Technology Upgrades	0000	9780				*10,000,000.00*		
Textbook Adoptioins	0000	9780				*5,000,000.00*		
e) Unassigned/Unappropriated								
Reserve for Economic Uncertainties		9789	11,010,000.00	12,002,021.00		12,002,021.00		
Unassigned/Unappropriated Amount		9790	54,812,516.23	40,033,123.23		40,033,123.23		

Description	Resource Codes	Object Codes	Original Budget (A)	Board Approved Operating Budget (B)	Actuals To Date (C)	Projected Year Totals (D)	Difference (Col B & D) (E)	% Diff (E/B) (F)
LCFF SOURCES								
Principal Apportionment State Aid - Current Year		8011	213,385,640.00	184,567,460.00	55,437,711.70	184,567,460.00	0.00	0.0%
Education Protection Account State Aid - Current Year		8012	74,360,803.00	106,361,499.00	23,206,451.00	106,361,499.00	0.00	0.0%
State Aid - Prior Years		8019	0.00	173,503.00	0.00	173,503.00	0.00	0.0%
Tax Relief Subventions Homeowners' Exemptions		8021	844,657.00	853,235.00	0.00	853,235.00	0.00	0.0%
Timber Yield Tax		8022	0.00	28.00	0.00	28.00	0.00	0.0%
Other Subventions/In-Lieu Taxes		8029	0.00	0.00	0.00	0.00	0.00	0.0%
County & District Taxes Secured Roll Taxes		8041	96,982,588.00	97,088,532.00	0.00	97,088,532.00	0.00	0.0%
Unsecured Roll Taxes		8042	2,963,916.00	3,511,452.00	0.00	3,511,452.00	0.00	0.0%
Prior Years' Taxes		8043	785,708.00	1,126,534.00	0.00	1,126,534.00	0.00	0.0%
Supplemental Taxes		8044	3,775,579.00	2,603,973.00	0.00	2,603,973.00	0.00	0.0%
Education Revenue Augmentation Fund (ERAF)		8045	15,251,608.00	15,130,520.00	0.00	15,130,520.00	0.00	0.0%
Community Redevelopment Funds (SB 617/699/1992)		8047	166,100.00	230,259.00	0.00	230,259.00	0.00	0.0%
Penalties and Interest from Delinquent Taxes		8048	0.00	0.00	0.00	0.00	0.00	0.0%
Miscellaneous Funds (EC 41604) Royalties and Bonuses		8081	0.00	0.00	0.00	0.00	0.00	0.0%
Other In-Lieu Taxes		8082	0.00	23,000.00	849.52	23,000.00	0.00	0.0%
Less: Non-LCFF (50%) Adjustment		8089	0.00	0.00	0.00	0.00	0.00	0.0%
Subtotal, LCFF Sources			408,516,599.00	411,669,995.00	78,645,012.22	411,669,995.00	0.00	0.0%
LCFF Transfers								
Unrestricted LCFF Transfers - Current Year	0000	8091	0.00	0.00	0.00	0.00	0.00	0.0%
All Other LCFF Transfers - Current Year	All Other	8091	0.00	0.00	0.00	0.00	0.00	0.0%
Transfers to Charter Schools in Lieu of Property Taxes		8096	(28,003,183.00)	(27,963,256.00)	(5,024,832.00)	(27,963,256.00)	0.00	0.0%
Property Taxes Transfers		8097	0.00	0.00	0.00	0.00	0.00	0.0%
LCFF/Revenue Limit Transfers - Prior Years		8099	0.00	0.00	0.00	0.00	0.00	0.0%
TOTAL, LCFF SOURCES			380,513,416.00	383,706,739.00	73,620,180.22	383,706,739.00	0.00	0.0%
FEDERAL REVENUE								
Maintenance and Operations		8110	0.00	0.00	0.00	0.00	0.00	0.0%
Special Education Entitlement		8181	0.00	0.00	0.00	0.00		
Special Education Discretionary Grants		8182	0.00	0.00	0.00	0.00		
Child Nutrition Programs		8220	0.00	0.00	0.00	0.00		
Donated Food Commodities		8221	0.00	0.00	0.00	0.00		
Forest Reserve Funds		8260	0.00	0.00	0.00	0.00	0.00	0.0%
Flood Control Funds		8270	0.00	0.00	0.00	0.00	0.00	0.0%
Wildlife Reserve Funds		8280	0.00	0.00	0.00	0.00	0.00	0.0%
FEMA		8281	0.00	0.00	0.00	0.00	0.00	0.0%
Interagency Contracts Between LEAs		8285	0.00	0.00	0.00	0.00	0.00	0.0%
Pass-Through Revenues from Federal Sources		8287	0.00	0.00	0.00	0.00		
Title I, Part A, Basic	3010	8290						
Title I, Part D, Local Delinquent Programs	3025	8290						
Title II, Part A, Supporting Effective Instruction	4035	8290						

Description	Resource Codes	Object Codes	Original Budget (A)	Board Approved Operating Budget (B)	Actuals To Date (C)	Projected Year Totals (D)	Difference (Col B & D) (E)	% Diff (E/B) (F)
Title III, Part A, Immigrant Student Program	4201	8290						
Title III, Part A, English Learner Program	4203	8290						
Public Charter Schools Grant Program (PCSGP)	4610	8290						
Other NCLB / Every Student Succeeds Act	3040, 3045, 3060, 3061, 3110, 3150, 3155, 3180, 3182, 4037, 4123, 4124, 4126, 4127, 4128, 5630	8290						
Career and Technical Education	3500-3599	8290						
All Other Federal Revenue	All Other	8290	0.00	0.00	0.00	0.00	0.00	0.0%
TOTAL, FEDERAL REVENUE			0.00	0.00	0.00	0.00	0.00	0.0%
OTHER STATE REVENUE								
Other State Apportionments								
ROC/P Entitlement Prior Years	6360	8319						
Special Education Master Plan Current Year	6500	8311						
Prior Years	6500	8319						
All Other State Apportionments - Current Year	All Other	8311	0.00	0.00	0.00	0.00	0.00	0.0%
All Other State Apportionments - Prior Years	All Other	8319	0.00	0.00	0.00	0.00	0.00	0.0%
Child Nutrition Programs		8520	0.00	0.00	0.00	0.00		
Mandated Costs Reimbursements		8550	1,562,514.00	1,586,970.00	0.00	1,586,970.00	0.00	0.0%
Lottery - Unrestricted and Instructional Materials		8560	5,865,374.00	5,455,173.00	(134,782.59)	5,455,173.00	0.00	0.0%
Tax Relief Subventions Restricted Levies - Other								
Homeowners' Exemptions		8575	0.00	0.00	0.00	0.00		
Other Subventions/In-Lieu Taxes		8576	0.00	0.00	0.00	0.00		
Pass-Through Revenues from State Sources		8587	0.00	0.00	0.00	0.00	0.00	0.0%
After School Education and Safety (ASES)	6010	8590						
Charter School Facility Grant	6030	8590						
Career Technical Education Incentive Grant Program	6387	8590						
Drug/Alcohol/Tobacco Funds	6650, 6690, 6695	8590						
California Clean Energy Jobs Act	6230	8590						
Specialized Secondary	7370	8590						
American Indian Early Childhood Education	7210	8590						
All Other State Revenue	All Other	8590	2,334,520.00	2,334,520.00	0.00	2,334,520.00	0.00	0.0%
TOTAL, OTHER STATE REVENUE			9,762,408.00	9,376,663.00	(134,782.59)	9,376,663.00	0.00	0.0%

Description	Resource Codes	Object Codes	Original Budget (A)	Board Approved Operating Budget (B)	Actuals To Date (C)	Projected Year Totals (D)	Difference (Col B & D) (E)	% Diff (E/B) (F)
OTHER LOCAL REVENUE								
Other Local Revenue								
County and District Taxes								
Other Restricted Levies								
Secured Roll		8615	0.00	0.00	0.00	0.00		
Unsecured Roll		8616	0.00	0.00	0.00	0.00		
Prior Years' Taxes		8617	0.00	0.00	0.00	0.00		
Supplemental Taxes		8618	0.00	0.00	0.00	0.00		
Non-Ad Valorem Taxes								
Parcel Taxes		8621	0.00	0.00	0.00	0.00	0.00	0.0%
Other		8622	0.00	0.00	0.00	0.00	0.00	0.0%
Community Redevelopment Funds Not Subject to LCFF Deduction		8625	0.00	0.00	0.00	0.00		
Penalties and Interest from Delinquent Non-LCFF Taxes		8629	0.00	0.00	0.00	0.00		
Sales								
Sale of Equipment/Supplies		8631	0.00	0.00	0.00	0.00	0.00	0.0%
Sale of Publications		8632	0.00	0.00	0.00	0.00	0.00	0.0%
Food Service Sales		8634	0.00	0.00	0.00	0.00	0.00	0.0%
All Other Sales		8639	0.00	0.00	0.00	0.00	0.00	0.0%
Leases and Rentals		8650	0.00	0.00	0.00	0.00	0.00	0.0%
Interest		8660	500,000.00	500,000.00	4,060.03	500,000.00	0.00	0.0%
Net Increase (Decrease) in the Fair Value of Investments		8662	0.00	0.00	0.00	0.00	0.00	0.0%
Fees and Contracts								
Adult Education Fees		8671	0.00	0.00	0.00	0.00	0.00	0.0%
Non-Resident Students		8672	0.00	0.00	0.00	0.00	0.00	0.0%
Transportation Fees From Individuals		8675	0.00	0.00	0.00	0.00	0.00	0.0%
Interagency Services		8677	37,938.00	37,938.00	0.00	37,938.00	0.00	0.0%
Mitigation/Developer Fees		8681	0.00	0.00	0.00	0.00	0.00	0.0%
All Other Fees and Contracts		8689	0.00	0.00	0.00	0.00	0.00	0.0%
Other Local Revenue								
Plus: Misc Funds Non-LCFF (50%) Adjustment		8691	0.00	0.00	0.00	0.00	0.00	0.0%
Pass-Through Revenues From Local Sources		8697	0.00	0.00	0.00	0.00	0.00	0.0%
All Other Local Revenue		8699	2,400,856.00	2,893,436.00	621,088.45	2,893,436.00	0.00	0.0%
Tuition		8710	0.00	0.00	0.00	0.00	0.00	0.0%
All Other Transfers In		8781-8783	0.00	0.00	0.00	0.00	0.00	0.0%
Transfers Of Apportionments								
Special Education SELPA Transfers								
From Districts or Charter Schools	6500	8791						
From County Offices	6500	8792						
From JPAs	6500	8793						
ROC/P Transfers								
From Districts or Charter Schools	6360	8791						
From County Offices	6360	8792						
From JPAs	6360	8793						
Other Transfers of Apportionments								
From Districts or Charter Schools	All Other	8791	0.00	0.00	0.00	0.00	0.00	0.0%
From County Offices	All Other	8792	0.00	0.00	0.00	0.00	0.00	0.0%
From JPAs	All Other	8793	0.00	0.00	0.00	0.00	0.00	0.0%
All Other Transfers In from All Others		8799	0.00	0.00	0.00	0.00	0.00	0.0%
TOTAL, OTHER LOCAL REVENUE			2,938,794.00	3,431,374.00	625,148.48	3,431,374.00	0.00	0.0%
TOTAL, REVENUES			393,214,618.00	396,514,776.00	74,110,546.11	396,514,776.00	0.00	0.0%

Description	Resource Codes	Object Codes	Original Budget (A)	Board Approved Operating Budget (B)	Actuals To Date (C)	Projected Year Totals (D)	Difference (Col B & D) (E)	% Diff (E/B) (F)
Certificated Teachers' Salaries		1100	132,006,550.00	134,924,586.00	35,149,476.36	134,924,586.00	0.00	0.0%
Certificated Pupil Support Salaries		1200	8,886,562.00	8,692,589.00	2,234,999.42	8,692,589.00	0.00	0.0%
Certificated Supervisors' and Administrators' Salaries		1300	16,590,926.00	16,935,028.00	5,633,595.14	16,935,028.00	0.00	0.0%
Other Certificated Salaries		1900	4,017,892.00	4,119,356.00	1,066,882.06	4,119,356.00	0.00	0.0%
TOTAL, CERTIFICATED SALARIES			161,501,930.00	164,671,559.00	44,084,952.98	164,671,559.00	0.00	0.0%
CLASSIFIED SALARIES								
Classified Instructional Salaries		2100	1,284,305.00	1,276,614.00	285,797.81	1,276,614.00	0.00	0.0%
Classified Support Salaries		2200	18,292,824.00	18,148,670.00	5,410,823.94	18,148,670.00	0.00	0.0%
Classified Supervisors' and Administrators' Salaries		2300	5,097,739.00	5,253,675.00	1,677,434.05	5,253,675.00	0.00	0.0%
Clerical, Technical and Office Salaries		2400	16,534,308.00	15,938,161.00	5,016,153.27	15,938,161.00	0.00	0.0%
Other Classified Salaries		2900	1,379,092.00	1,367,897.00	194,501.34	1,367,897.00	0.00	0.0%
TOTAL, CLASSIFIED SALARIES			42,588,268.00	41,985,017.00	12,584,710.41	41,985,017.00	0.00	0.0%
EMPLOYEE BENEFITS								
STRS		3101-3102	26,874,758.00	27,422,221.00	7,297,704.64	27,422,221.00	0.00	0.0%
PERS		3201-3202	9,339,913.00	9,505,498.00	2,782,919.46	9,505,498.00	0.00	0.0%
OASDI/Medicare/Alternative		3301-3302	5,422,006.00	5,685,838.00	1,583,455.46	5,685,838.00	0.00	0.0%
Health and Welfare Benefits		3401-3402	40,375,390.00	38,012,556.00	7,077,986.99	38,012,556.00	0.00	0.0%
Unemployment Insurance		3501-3502	2,469,543.00	1,051,562.00	283,564.37	1,051,562.00	0.00	0.0%
Workers' Compensation		3601-3602	4,079,317.00	4,134,014.00	1,135,247.26	4,134,014.00	0.00	0.0%
OPEB, Allocated		3701-3702	4,070,192.00	4,105,823.00	1,149,500.77	4,105,823.00	0.00	0.0%
OPEB, Active Employees		3751-3752	0.00	0.00	0.00	0.00	0.00	0.0%
Other Employee Benefits		3901-3902	2,303,239.00	2,883,382.00	742,737.60	2,883,382.00	0.00	0.0%
TOTAL, EMPLOYEE BENEFITS			94,934,358.00	92,800,894.00	22,053,116.55	92,800,894.00	0.00	0.0%
BOOKS AND SUPPLIES								
Approved Textbooks and Core Curricula Materials		4100	0.00	0.00	0.00	0.00	0.00	0.0%
Books and Other Reference Materials		4200	352,071.00	404,808.00	54,161.30	404,808.00	0.00	0.0%
Materials and Supplies		4300	7,735,756.00	9,548,553.00	1,406,291.36	9,548,553.00	0.00	0.0%
Noncapitalized Equipment		4400	591,303.00	976,091.00	384,055.79	976,091.00	0.00	0.0%
Food		4700	0.00	10,000.00	4,274.86	10,000.00	0.00	0.0%
TOTAL, BOOKS AND SUPPLIES			8,679,130.00	10,939,452.00	1,848,783.31	10,939,452.00	0.00	0.0%
SERVICES AND OTHER OPERATING EXPENDITURES								
Subagreements for Services		5100	384,010.00	388,303.00	250,000.00	388,303.00	0.00	0.0%
Travel and Conferences		5200	603,402.00	557,514.00	44,060.99	557,514.00	0.00	0.0%
Dues and Memberships		5300	135,254.00	133,843.00	77,734.83	133,843.00	0.00	0.0%
Insurance		5400-5450	3,640,871.00	3,443,621.00	1,591,234.32	3,443,621.00	0.00	0.0%
Operations and Housekeeping Services		5500	7,427,674.00	7,813,920.00	2,516,625.08	7,813,920.00	0.00	0.0%
Rentals, Leases, Repairs, and Noncapitalized Improvements		5600	939,839.00	932,369.00	123,276.87	932,369.00	0.00	0.0%
Transfers of Direct Costs		5710	(1,203,109.00)	(917,694.00)	(273,698.46)	(917,694.00)	0.00	0.0%
Transfers of Direct Costs - Interfund		5750	(1,738,571.00)	(1,732,961.00)	(1,261,524.06)	(1,732,961.00)	0.00	0.0%
Professional/Consulting Services and Operating Expenditures		5800	7,367,844.00	9,901,856.00	4,067,662.79	9,901,856.00	0.00	0.0%
Communications		5900	1,579,320.00	1,289,915.00	249,081.42	1,289,915.00	0.00	0.0%
TOTAL, SERVICES AND OTHER OPERATING EXPENDITURES			19,136,534.00	21,810,686.00	7,384,453.78	21,810,686.00	0.00	0.0%

Description	Resource Codes	Object Codes	Original Budget (A)	Board Approved Operating Budget (B)	Actuals To Date (C)	Projected Year Totals (D)	Difference (Col B & D) (E)	% Diff (E/B) (F)
CAPITAL OUTLAY								
Land		6100	0.00	0.00	0.00	0.00	0.00	0.0%
Land Improvements		6170	0.00	0.00	0.00	0.00	0.00	0.0%
Buildings and Improvements of Buildings		6200	0.00	0.00	0.00	0.00	0.00	0.0%
Books and Media for New School Libraries or Major Expansion of School Libraries		6300	0.00	0.00	0.00	0.00	0.00	0.0%
Equipment		6400	0.00	93,656.00	0.00	93,656.00	0.00	0.0%
Equipment Replacement		6500	4,359,600.00	4,395,404.00	35,803.47	4,395,404.00	0.00	0.0%
Lease Assets		6600	0.00	0.00	0.00	0.00	0.00	0.0%
TOTAL, CAPITAL OUTLAY			4,359,600.00	4,489,060.00	35,803.47	4,489,060.00	0.00	0.0%
OTHER OUTGO (excluding Transfers of Indirect Costs)								
Tuition								
Tuition for Instruction Under Interdistrict Attendance Agreements		7110	0.00	0.00	0.00	0.00	0.00	0.0%
State Special Schools		7130	0.00	0.00	0.00	0.00	0.00	0.0%
Tuition, Excess Costs, and/or Deficit Payments								
Payments to Districts or Charter Schools		7141	0.00	0.00	0.00	0.00	0.00	0.0%
Payments to County Offices		7142	710,463.00	710,463.00	208,139.54	710,463.00	0.00	0.0%
Payments to JPAs		7143	0.00	0.00	0.00	0.00	0.00	0.0%
Transfers of Pass-Through Revenues								
To Districts or Charter Schools		7211	0.00	0.00	0.00	0.00	0.00	0.0%
To County Offices		7212	0.00	0.00	0.00	0.00	0.00	0.0%
To JPAs		7213	0.00	0.00	0.00	0.00	0.00	0.0%
Special Education SELPA Transfers of Apportionments								
To Districts or Charter Schools	6500	7221						
To County Offices	6500	7222						
To JPAs	6500	7223						
ROC/P Transfers of Apportionments								
To Districts or Charter Schools	6360	7221						
To County Offices	6360	7222						
To JPAs	6360	7223						
Other Transfers of Apportionments	All Other	7221-7223	0.00	0.00	0.00	0.00	0.00	0.0%
All Other Transfers		7281-7283	0.00	0.00	0.00	0.00	0.00	0.0%
All Other Transfers Out to All Others		7299	0.00	0.00	0.00	0.00	0.00	0.0%
Debt Service								
Debt Service - Interest		7438	17,498.00	17,498.00	9,622.36	17,498.00	0.00	0.0%
Other Debt Service - Principal		7439	282,494.00	282,494.00	140,303.27	282,494.00	0.00	0.0%
TOTAL, OTHER OUTGO (excluding Transfers of Indirect Costs)			1,010,455.00	1,010,455.00	358,065.17	1,010,455.00	0.00	0.0%
OTHER OUTGO - TRANSFERS OF INDIRECT COSTS								
Transfers of Indirect Costs		7310	(5,862,524.00)	(7,061,541.00)	(471,741.26)	(7,061,541.00)	0.00	0.0%
Transfers of Indirect Costs - Interfund		7350	(1,292,385.00)	(1,343,074.00)	(299,271.43)	(1,343,074.00)	0.00	0.0%
TOTAL, OTHER OUTGO - TRANSFERS OF INDIRECT COSTS			(7,154,909.00)	(8,404,615.00)	(771,012.69)	(8,404,615.00)	0.00	0.0%
TOTAL, EXPENDITURES			325,055,366.00	329,302,508.00	87,578,872.98	329,302,508.00	0.00	0.0%

Description	Resource Codes	Object Codes	Original Budget (A)	Board Approved Operating Budget (B)	Actuals To Date (C)	Projected Year Totals (D)	Difference (Col B & D) (E)	% Diff (E/B) (F)
INTERFUND TRANSFERS								
INTERFUND TRANSFERS IN								
From: Special Reserve Fund		8912	0.00	0.00	0.00	0.00	0.00	0.0%
From: Bond Interest and Redemption Fund		8914	0.00	0.00	0.00	0.00	0.00	0.0%
Other Authorized Interfund Transfers In		8919	0.00	500.00	500.00	500.00	0.00	0.0%
(a) TOTAL, INTERFUND TRANSFERS IN			0.00	500.00	500.00	500.00	0.00	0.0%
INTERFUND TRANSFERS OUT								
To: Child Development Fund		7611	0.00	0.00	0.00	0.00	0.00	0.0%
To: Special Reserve Fund		7612	0.00	0.00	0.00	0.00	0.00	0.0%
To: State School Building Fund/ County School Facilities Fund		7613	0.00	0.00	0.00	0.00	0.00	0.0%
To: Cafeteria Fund		7616	175,000.00	0.00	0.00	0.00	0.00	0.0%
Other Authorized Interfund Transfers Out		7619	2,048,655.00	2,048,655.00	48,655.00	2,048,655.00	0.00	0.0%
(b) TOTAL, INTERFUND TRANSFERS OUT			2,223,655.00	2,048,655.00	48,655.00	2,048,655.00	0.00	0.0%
OTHER SOURCES/USES								
SOURCES								
State Apportionments Emergency Apportionments		8931	0.00	0.00	0.00	0.00	0.00	0.0%
Proceeds								
Proceeds from Disposal of Capital Assets		8953	0.00	0.00	0.00	0.00	0.00	0.0%
Other Sources								
Transfers from Funds of Lapsed/Reorganized LEAs		8965	0.00	0.00	0.00	0.00	0.00	0.0%
Long-Term Debt Proceeds								
Proceeds from Certificates of Participation		8971	0.00	0.00	0.00	0.00	0.00	0.0%
Proceeds from Leases		8972	0.00	0.00	0.00	0.00	0.00	0.0%
Proceeds from Lease Revenue Bonds		8973	0.00	0.00	0.00	0.00	0.00	0.0%
All Other Financing Sources		8979	0.00	0.00	0.00	0.00	0.00	0.0%
(c) TOTAL, SOURCES			0.00	0.00	0.00	0.00	0.00	0.0%
USES								
Transfers of Funds from Lapsed/Reorganized LEAs		7651	0.00	0.00	0.00	0.00	0.00	0.0%
All Other Financing Uses		7699	0.00	0.00	0.00	0.00	0.00	0.0%
(d) TOTAL, USES			0.00	0.00	0.00	0.00	0.00	0.0%
CONTRIBUTIONS								
Contributions from Unrestricted Revenues		8980	(55,721,854.00)	(54,262,946.00)	(2,030,000.00)	(54,262,946.00)	0.00	0.0%
Contributions from Restricted Revenues		8990	0.00	0.00	0.00	0.00	0.00	0.0%
(e) TOTAL, CONTRIBUTIONS			(55,721,854.00)	(54,262,946.00)	(2,030,000.00)	(54,262,946.00)	0.00	0.0%
TOTAL, OTHER FINANCING SOURCES/USES (a - b + c - d + e)			(57,945,509.00)	(56,311,101.00)	(2,078,155.00)	(56,311,101.00)	0.00	0.0%

Description	Resource Codes	Object Codes	Original Budget (A)	Board Approved Operating Budget (B)	Actuals To Date (C)	Projected Year Totals (D)	Difference (Col B & D) (E)	% Diff (E/B) (F)
A. REVENUES								
1) LCFF Sources		8010-8099	2,152,202.00	2,061,615.00	0.00	2,061,615.00	0.00	0.0%
2) Federal Revenue		8100-8299	35,945,821.00	112,750,169.00	16,521,474.91	112,750,169.00	0.00	0.0%
3) Other State Revenue		8300-8599	62,631,104.00	75,790,027.00	21,106,681.83	75,790,027.00	0.00	0.0%
4) Other Local Revenue		8600-8799	3,145,949.00	5,092,683.00	1,586,863.77	5,092,683.00	0.00	0.0%
5) TOTAL, REVENUES			103,875,076.00	195,694,494.00	39,215,020.51	195,694,494.00		
B. EXPENDITURES								
1) Certificated Salaries		1000-1999	40,567,420.00	67,108,632.00	22,751,114.13	67,108,632.00	0.00	0.0%
2) Classified Salaries		2000-2999	29,469,742.00	41,672,543.00	12,761,205.65	41,672,543.00	0.00	0.0%
3) Employee Benefits		3000-3999	60,176,277.00	69,035,099.00	12,534,394.31	69,035,099.00	0.00	0.0%
4) Books and Supplies		4000-4999	64,146,505.00	46,056,641.00	4,669,268.81	46,056,641.00	0.00	0.0%
5) Services and Other Operating Expenditures		5000-5999	13,383,540.00	26,500,167.00	5,892,077.87	26,500,167.00	0.00	0.0%
6) Capital Outlay		6000-6999	73,000.00	6,310,278.00	118,049.94	6,310,278.00	0.00	0.0%
7) Other Outgo (excluding Transfers of Indirect Costs)		7100-7299 7400-7499	0.00	1,000.00	1,000.00	1,000.00	0.00	0.0%
8) Other Outgo - Transfers of Indirect Costs		7300-7399	5,862,524.00	7,061,541.00	471,741.26	7,061,541.00	0.00	0.0%
9) TOTAL, EXPENDITURES			213,679,008.00	263,745,901.00	59,198,851.97	263,745,901.00		
C. EXCESS (DEFICIENCY) OF REVENUES OVER EXPENDITURES BEFORE OTHER FINANCING SOURCES AND USES (A5 - B9)			(109,803,932.00)	(68,051,407.00)	(19,983,831.46)	(68,051,407.00)		
D. OTHER FINANCING SOURCES/USES								
1) Interfund Transfers								
a) Transfers In		8900-8929	0.00	0.00	0.00	0.00	0.00	0.0%
b) Transfers Out		7600-7629	9,473,866.00	5,003,973.00	2,000,000.00	5,003,973.00	0.00	0.0%
2) Other Sources/Uses								
a) Sources		8930-8979	0.00	0.00	0.00	0.00	0.00	0.0%
b) Uses		7630-7699	0.00	0.00	0.00	0.00	0.00	0.0%
3) Contributions		8980-8999	55,721,854.00	54,262,946.00	2,030,000.00	54,262,946.00	0.00	0.0%
4) TOTAL, OTHER FINANCING SOURCES/USES			46,247,988.00	49,258,973.00	30,000.00	49,258,973.00		

Description	Resource Codes	Object Codes	Original Budget (A)	Board Approved Operating Budget (B)	Actuals To Date (C)	Projected Year Totals (D)	Difference (Col B & D) (E)	% Diff (E/B) (F)
E. NET INCREASE (DECREASE) IN FUND BALANCE (C + D4)			(63,555,944.00)	(18,792,434.00)	(19,953,831.46)	(18,792,434.00)		
F. FUND BALANCE, RESERVES								
1) Beginning Fund Balance								
a) As of July 1 - Unaudited		9791	42,656,504.90	42,656,504.90		42,656,504.90	0.00	0.0%
b) Audit Adjustments		9793	0.00	0.00		0.00	0.00	0.0%
c) As of July 1 - Audited (F1a + F1b)			42,656,504.90	42,656,504.90		42,656,504.90		
d) Other Restatements		9795	0.00	0.00		0.00	0.00	0.0%
e) Adjusted Beginning Balance (F1c + F1d)			42,656,504.90	42,656,504.90		42,656,504.90		
2) Ending Balance, June 30 (E + F1e)			(20,899,439.10)	23,864,070.90		23,864,070.90		
Components of Ending Fund Balance								
a) Nonspendable								
Revolving Cash		9711	0.00	0.00		0.00		
Stores		9712	0.00	0.00		0.00		
Prepaid Items		9713	0.00	0.00		0.00		
All Others		9719	0.00	0.00		0.00		
b) Restricted		9740	25,105,164.90	23,864,070.90		23,864,070.90		
c) Committed								
Stabilization Arrangements		9750	0.00	0.00		0.00		
Other Commitments		9760	0.00	0.00		0.00		
d) Assigned								
Other Assignments		9780	0.00	0.00		0.00		
e) Unassigned/Unappropriated								
Reserve for Economic Uncertainties		9789	0.00	0.00		0.00		
Unassigned/Unappropriated Amount		9790	(46,004,604.00)	0.00		0.00		

Description	Resource Codes	Object Codes	Original Budget (A)	Board Approved Operating Budget (B)	Actuals To Date (C)	Projected Year Totals (D)	Difference (Col B & D) (E)	% Diff (E/B) (F)
LCFF SOURCES								
Principal Apportionment State Aid - Current Year		8011	0.00	0.00	0.00	0.00		
Education Protection Account State Aid - Current Year		8012	0.00	0.00	0.00	0.00		
State Aid - Prior Years		8019	0.00	0.00	0.00	0.00		
Tax Relief Subventions Homeowners' Exemptions		8021	0.00	0.00	0.00	0.00		
Timber Yield Tax		8022	0.00	0.00	0.00	0.00		
Other Subventions/In-Lieu Taxes		8029	0.00	0.00	0.00	0.00		
County & District Taxes Secured Roll Taxes		8041	0.00	0.00	0.00	0.00		
Unsecured Roll Taxes		8042	0.00	0.00	0.00	0.00		
Prior Years' Taxes		8043	0.00	0.00	0.00	0.00		
Supplemental Taxes		8044	0.00	0.00	0.00	0.00		
Education Revenue Augmentation Fund (ERAF)		8045	0.00	0.00	0.00	0.00		
Community Redevelopment Funds (SB 617/699/1992)		8047	0.00	0.00	0.00	0.00		
Penalties and Interest from Delinquent Taxes		8048	0.00	0.00	0.00	0.00		
Miscellaneous Funds (EC 41604) Royalties and Bonuses		8081	0.00	0.00	0.00	0.00		
Other In-Lieu Taxes		8082	0.00	0.00	0.00	0.00		
Less: Non-LCFF (50%) Adjustment		8089	0.00	0.00	0.00	0.00		
Subtotal, LCFF Sources			0.00	0.00	0.00	0.00		
LCFF Transfers								
Unrestricted LCFF Transfers - Current Year	0000	8091						
All Other LCFF Transfers - Current Year	All Other	8091	0.00	0.00	0.00	0.00	0.00	0.0%
Transfers to Charter Schools in Lieu of Property Taxes		8096	0.00	0.00	0.00	0.00		
Property Taxes Transfers		8097	2,152,202.00	2,061,615.00	0.00	2,061,615.00	0.00	0.0%
LCFF/Revenue Limit Transfers - Prior Years		8099	0.00	0.00	0.00	0.00	0.00	0.0%
TOTAL, LCFF SOURCES			2,152,202.00	2,061,615.00	0.00	2,061,615.00	0.00	0.0%
FEDERAL REVENUE								
Maintenance and Operations		8110	0.00	0.00	0.00	0.00	0.00	0.0%
Special Education Entitlement		8181	9,902,405.00	10,889,250.00	0.00	10,889,250.00	0.00	0.0%
Special Education Discretionary Grants		8182	1,173,850.00	1,373,544.00	0.00	1,373,544.00	0.00	0.0%
Child Nutrition Programs		8220	0.00	0.00	0.00	0.00	0.00	0.0%
Donated Food Commodities		8221	0.00	0.00	0.00	0.00	0.00	0.0%
Forest Reserve Funds		8260	0.00	0.00	0.00	0.00		
Flood Control Funds		8270	0.00	0.00	0.00	0.00		
Wildlife Reserve Funds		8280	0.00	0.00	0.00	0.00		
FEMA		8281	0.00	0.00	0.00	0.00	0.00	0.0%
Interagency Contracts Between LEAs		8285	0.00	27,500.00	27,500.00	27,500.00	0.00	0.0%
Pass-Through Revenues from Federal Sources		8287	0.00	0.00	0.00	0.00	0.00	0.0%
Title I, Part A, Basic	3010	8290	18,080,386.00	18,245,238.00	2,100,478.00	18,245,238.00	0.00	0.0%
Title I, Part D, Local Delinquent Programs	3025	8290	0.00	0.00	0.00	0.00	0.00	0.0%
Title II, Part A, Supporting Effective Instruction	4035	8290	2,211,848.00	2,191,268.00	853,407.00	2,191,268.00	0.00	0.0%

Description	Resource Codes	Object Codes	Original Budget (A)	Board Approved Operating Budget (B)	Actuals To Date (C)	Projected Year Totals (D)	Difference (Col B & D) (E)	% Diff (E/B) (F)
Title III, Part A, Immigrant Student Program	4201	8290	469,009.00	206,119.00	154,427.74	206,119.00	0.00	0.0%
Title III, Part A, English Learner Program	4203	8290	675,990.00	839,446.00	261,787.65	839,446.00	0.00	0.0%
Public Charter Schools Grant Program (PCSGP)	4610	8290	0.00	0.00	0.00	0.00	0.00	0.0%
Other NCLB / Every Student Succeeds Act	3040, 3045, 3060, 3061, 3110, 3150, 3155, 3180, 3182, 4037, 4123, 4124, 4126, 4127, 4128, 5630	8290	2,005,230.00	2,726,062.00	730,493.83	2,726,062.00	0.00	0.0%
Career and Technical Education	3500-3599	8290	380,585.00	380,585.00	0.00	380,585.00	0.00	0.0%
All Other Federal Revenue	All Other	8290	1,046,518.00	75,871,157.00	12,393,380.69	75,871,157.00	0.00	0.0%
TOTAL, FEDERAL REVENUE			35,945,821.00	112,750,169.00	16,521,474.91	112,750,169.00	0.00	0.0%
OTHER STATE REVENUE								
Other State Apportionments								
ROC/P Entitlement Prior Years	6360	8319	0.00	0.00	0.00	0.00	0.00	0.0%
Special Education Master Plan Current Year	6500	8311	30,108,160.00	31,645,008.00	9,023,475.00	31,645,008.00	0.00	0.0%
Prior Years	6500	8319	98,515.00	(224,769.00)	(224,769.16)	(224,769.00)	0.00	0.0%
All Other State Apportionments - Current Year	All Other	8311	0.00	0.00	0.00	0.00	0.00	0.0%
All Other State Apportionments - Prior Years	All Other	8319	0.00	0.00	0.00	0.00	0.00	0.0%
Child Nutrition Programs		8520	0.00	0.00	0.00	0.00	0.00	0.0%
Mandated Costs Reimbursements		8550	0.00	0.00	0.00	0.00		
Lottery - Unrestricted and Instructional Materia		8560	1,916,022.00	2,229,124.00	869,972.43	2,229,124.00	0.00	0.0%
Tax Relief Subventions Restricted Levies - Other								
Homeowners' Exemptions		8575	0.00	0.00	0.00	0.00	0.00	0.0%
Other Subventions/In-Lieu Taxes		8576	0.00	0.00	0.00	0.00	0.00	0.0%
Pass-Through Revenues from State Sources		8587	0.00	0.00	0.00	0.00	0.00	0.0%
After School Education and Safety (ASES)	6010	8590	3,934,500.00	5,130,959.00	237,317.00	5,130,959.00	0.00	0.0%
Charter School Facility Grant	6030	8590	0.00	0.00	0.00	0.00	0.00	0.0%
Career Technical Education Incentive Grant Program	6387	8590	1,035,060.00	1,259,571.00	1,046,001.00	1,259,571.00	0.00	0.0%
Drug/Alcohol/Tobacco Funds	6650, 6690, 6695	8590	348,799.00	348,799.00	0.00	348,799.00	0.00	0.0%
California Clean Energy Jobs Act	6230	8590	0.00	0.00	0.00	0.00	0.00	0.0%
Specialized Secondary	7370	8590	0.00	0.00	0.00	0.00	0.00	0.0%
American Indian Early Childhood Education	7210	8590	0.00	0.00	0.00	0.00	0.00	0.0%
All Other State Revenue	All Other	8590	25,190,048.00	35,401,335.00	10,154,685.56	35,401,335.00	0.00	0.0%
TOTAL, OTHER STATE REVENUE			62,631,104.00	75,790,027.00	21,106,681.83	75,790,027.00	0.00	0.0%

Description	Resource Codes	Object Codes	Original Budget (A)	Board Approved Operating Budget (B)	Actuals To Date (C)	Projected Year Totals (D)	Difference (Col B & D) (E)	% Diff (E/B) (F)
OTHER LOCAL REVENUE								
Other Local Revenue								
County and District Taxes								
Other Restricted Levies								
Secured Roll		8615	0.00	0.00	0.00	0.00	0.00	0.0%
Unsecured Roll		8616	0.00	0.00	0.00	0.00	0.00	0.0%
Prior Years' Taxes		8617	0.00	0.00	0.00	0.00	0.00	0.0%
Supplemental Taxes		8618	0.00	0.00	0.00	0.00	0.00	0.0%
Non-Ad Valorem Taxes								
Parcel Taxes		8621	0.00	0.00	0.00	0.00	0.00	0.0%
Other		8622	0.00	0.00	0.00	0.00	0.00	0.0%
Community Redevelopment Funds Not Subject to LCFF Deduction		8625	0.00	0.00	0.00	0.00	0.00	0.0%
Penalties and Interest from Delinquent Non-LCFF Taxes		8629	0.00	0.00	0.00	0.00	0.00	0.0%
Sales								
Sale of Equipment/Supplies		8631	0.00	0.00	0.00	0.00	0.00	0.0%
Sale of Publications		8632	0.00	0.00	0.00	0.00	0.00	0.0%
Food Service Sales		8634	0.00	0.00	0.00	0.00	0.00	0.0%
All Other Sales		8639	0.00	0.00	0.00	0.00	0.00	0.0%
Leases and Rentals		8650	0.00	0.00	0.00	0.00	0.00	0.0%
Interest		8660	0.00	0.00	0.00	0.00	0.00	0.0%
Net Increase (Decrease) in the Fair Value of Investments		8662	0.00	0.00	0.00	0.00	0.00	0.0%
Fees and Contracts								
Adult Education Fees		8671	0.00	0.00	0.00	0.00		
Non-Resident Students		8672	0.00	0.00	0.00	0.00		
Transportation Fees From Individuals		8675	0.00	0.00	0.00	0.00	0.00	0.0%
Interagency Services		8677	117,884.00	117,884.00	0.00	117,884.00	0.00	0.0%
Mitigation/Developer Fees		8681	0.00	0.00	0.00	0.00	0.00	0.0%
All Other Fees and Contracts		8689	838,535.00	850,520.00	187,058.02	850,520.00	0.00	0.0%
Other Local Revenue								
Plus: Misc Funds Non-LCFF (50%) Adjustme		8691	0.00	0.00	0.00	0.00		
Pass-Through Revenues From Local Sources		8697	0.00	0.00	0.00	0.00	0.00	0.0%
All Other Local Revenue		8699	1,857,500.00	3,715,130.00	1,322,686.75	3,715,130.00	0.00	0.0%
Tuition		8710	0.00	0.00	0.00	0.00	0.00	0.0%
All Other Transfers In		8781-8783	0.00	0.00	0.00	0.00	0.00	0.0%
Transfers Of Apportionments								
Special Education SELPA Transfers								
From Districts or Charter Schools	6500	8791	332,030.00	409,149.00	77,119.00	409,149.00	0.00	0.0%
From County Offices	6500	8792	0.00	0.00	0.00	0.00	0.00	0.0%
From JPAs	6500	8793	0.00	0.00	0.00	0.00	0.00	0.0%
ROC/P Transfers								
From Districts or Charter Schools	6360	8791	0.00	0.00	0.00	0.00	0.00	0.0%
From County Offices	6360	8792	0.00	0.00	0.00	0.00	0.00	0.0%
From JPAs	6360	8793	0.00	0.00	0.00	0.00	0.00	0.0%
Other Transfers of Apportionments								
From Districts or Charter Schools	All Other	8791	0.00	0.00	0.00	0.00	0.00	0.0%
From County Offices	All Other	8792	0.00	0.00	0.00	0.00	0.00	0.0%
From JPAs	All Other	8793	0.00	0.00	0.00	0.00	0.00	0.0%
All Other Transfers In from All Others		8799	0.00	0.00	0.00	0.00	0.00	0.0%
TOTAL, OTHER LOCAL REVENUE			3,145,949.00	5,092,683.00	1,586,863.77	5,092,683.00	0.00	0.0%
TOTAL, REVENUES			103,875,076.00	195,694,494.00	39,215,020.51	195,694,494.00	0.00	0.0%

Description	Resource Codes	Object Codes	Original Budget (A)	Board Approved Operating Budget (B)	Actuals To Date (C)	Projected Year Totals (D)	Difference (Col B & D) (E)	% Diff (E/B) (F)
CERTIFICATED SALARIES								
Certificated Teachers' Salaries		1100	28,783,658.00	44,976,205.00	16,771,736.66	44,976,205.00	0.00	0.0%
Certificated Pupil Support Salaries		1200	5,186,393.00	6,929,878.00	2,201,473.03	6,929,878.00	0.00	0.0%
Certificated Supervisors' and Administrators' Salaries		1300	2,550,071.00	3,936,925.00	1,851,149.91	3,936,925.00	0.00	0.0%
Other Certificated Salaries		1900	4,047,298.00	11,265,624.00	1,926,754.53	11,265,624.00	0.00	0.0%
TOTAL, CERTIFICATED SALARIES			40,567,420.00	67,108,632.00	22,751,114.13	67,108,632.00	0.00	0.0%
CLASSIFIED SALARIES								
Classified Instructional Salaries		2100	12,919,160.00	17,882,104.00	5,100,298.20	17,882,104.00	0.00	0.0%
Classified Support Salaries		2200	9,908,047.00	11,471,688.00	3,969,754.47	11,471,688.00	0.00	0.0%
Classified Supervisors' and Administrators' Salaries		2300	3,474,593.00	3,942,298.00	1,395,145.89	3,942,298.00	0.00	0.0%
Clerical, Technical and Office Salaries		2400	1,510,455.00	2,506,848.00	1,144,688.99	2,506,848.00	0.00	0.0%
Other Classified Salaries		2900	1,657,487.00	5,869,605.00	1,151,318.10	5,869,605.00	0.00	0.0%
TOTAL, CLASSIFIED SALARIES			29,469,742.00	41,672,543.00	12,761,205.65	41,672,543.00	0.00	0.0%
EMPLOYEE BENEFITS								
STRS		3101-3102	27,565,556.00	31,424,541.00	2,948,081.98	31,424,541.00	0.00	0.0%
PERS		3201-3202	6,729,725.00	8,671,497.00	2,398,199.07	8,671,497.00	0.00	0.0%
OASDI/Medicare/Alternative		3301-3302	2,779,689.00	4,147,947.00	1,330,528.32	4,147,947.00	0.00	0.0%
Health and Welfare Benefits		3401-3402	18,086,103.00	18,109,076.00	3,635,714.88	18,109,076.00	0.00	0.0%
Unemployment Insurance		3501-3502	861,940.00	603,051.00	177,497.15	603,051.00	0.00	0.0%
Workers' Compensation		3601-3602	1,400,357.00	2,177,728.00	712,466.13	2,177,728.00	0.00	0.0%
OPEB, Allocated		3701-3702	1,708,357.00	2,400,300.00	826,037.75	2,400,300.00	0.00	0.0%
OPEB, Active Employees		3751-3752	0.00	0.00	0.00	0.00	0.00	0.0%
Other Employee Benefits		3901-3902	1,044,550.00	1,500,959.00	505,869.03	1,500,959.00	0.00	0.0%
TOTAL, EMPLOYEE BENEFITS			60,176,277.00	69,035,099.00	12,534,394.31	69,035,099.00	0.00	0.0%
BOOKS AND SUPPLIES								
Approved Textbooks and Core Curricula Materials		4100	3,415,957.00	3,535,957.00	1,417,911.92	3,535,957.00	0.00	0.0%
Books and Other Reference Materials		4200	289,827.00	812,785.00	246,229.71	812,785.00	0.00	0.0%
Materials and Supplies		4300	59,123,876.00	38,727,477.00	1,575,286.97	38,727,477.00	0.00	0.0%
Noncapitalized Equipment		4400	1,309,162.00	2,953,564.00	1,357,020.41	2,953,564.00	0.00	0.0%
Food		4700	7,683.00	26,858.00	72,819.80	26,858.00	0.00	0.0%
TOTAL, BOOKS AND SUPPLIES			64,146,505.00	46,056,641.00	4,669,268.81	46,056,641.00	0.00	0.0%
SERVICES AND OTHER OPERATING EXPENDITURES								
Subagreements for Services		5100	6,120,639.00	7,823,048.00	1,741,792.38	7,823,048.00	0.00	0.0%
Travel and Conferences		5200	235,986.00	340,001.00	68,524.59	340,001.00	0.00	0.0%
Dues and Memberships		5300	83,961.00	94,551.00	33,058.40	94,551.00	0.00	0.0%
Insurance		5400-5450	0.00	0.00	0.00	0.00	0.00	0.0%
Operations and Housekeeping Services		5500	0.00	0.00	0.00	0.00	0.00	0.0%
Rentals, Leases, Repairs, and Noncapitalized Improvements		5600	250,760.00	293,414.00	93,718.73	293,414.00	0.00	0.0%
Transfers of Direct Costs		5710	1,203,109.00	917,694.00	273,698.46	917,694.00	0.00	0.0%
Transfers of Direct Costs - Interfund		5750	(4,202,961.00)	(4,042,832.00)	(593,214.00)	(4,042,832.00)	0.00	0.0%
Professional/Consulting Services and Operating Expenditures		5800	9,517,775.00	19,109,496.00	3,890,550.92	19,109,496.00	0.00	0.0%
Communications		5900	174,271.00	1,964,795.00	383,948.39	1,964,795.00	0.00	0.0%
TOTAL, SERVICES AND OTHER OPERATING EXPENDITURES			13,383,540.00	26,500,167.00	5,892,077.87	26,500,167.00	0.00	0.0%

Description	Resource Codes	Object Codes	Original Budget (A)	Board Approved Operating Budget (B)	Actuals To Date (C)	Projected Year Totals (D)	Difference (Col B & D) (E)	% Diff (E/B) (F)
CAPITAL OUTLAY								
Land		6100	0.00	0.00	0.00	0.00	0.00	0.0%
Land Improvements		6170	0.00	2,500,000.00	0.00	2,500,000.00	0.00	0.0%
Buildings and Improvements of Buildings		6200	0.00	0.00	0.00	0.00	0.00	0.0%
Books and Media for New School Libraries or Major Expansion of School Libraries		6300	0.00	0.00	0.00	0.00	0.00	0.0%
Equipment		6400	0.00	3,737,278.00	118,049.94	3,737,278.00	0.00	0.0%
Equipment Replacement		6500	73,000.00	73,000.00	0.00	73,000.00	0.00	0.0%
Lease Assets		6600	0.00	0.00	0.00	0.00	0.00	0.0%
TOTAL, CAPITAL OUTLAY			73,000.00	6,310,278.00	118,049.94	6,310,278.00	0.00	0.0%
OTHER OUTGO (excluding Transfers of Indirect Costs)								
Tuition								
Tuition for Instruction Under Interdistrict Attendance Agreements		7110	0.00	0.00	0.00	0.00	0.00	0.0%
State Special Schools		7130	0.00	0.00	0.00	0.00	0.00	0.0%
Tuition, Excess Costs, and/or Deficit Payments								
Payments to Districts or Charter Schools		7141	0.00	1,000.00	1,000.00	1,000.00	0.00	0.0%
Payments to County Offices		7142	0.00	0.00	0.00	0.00	0.00	0.0%
Payments to JPAs		7143	0.00	0.00	0.00	0.00	0.00	0.0%
Transfers of Pass-Through Revenues								
To Districts or Charter Schools		7211	0.00	0.00	0.00	0.00	0.00	0.0%
To County Offices		7212	0.00	0.00	0.00	0.00	0.00	0.0%
To JPAs		7213	0.00	0.00	0.00	0.00	0.00	0.0%
Special Education SELPA Transfers of Apportionments								
To Districts or Charter Schools	6500	7221	0.00	0.00	0.00	0.00	0.00	0.0%
To County Offices	6500	7222	0.00	0.00	0.00	0.00	0.00	0.0%
To JPAs	6500	7223	0.00	0.00	0.00	0.00	0.00	0.0%
ROC/P Transfers of Apportionments								
To Districts or Charter Schools	6360	7221	0.00	0.00	0.00	0.00	0.00	0.0%
To County Offices	6360	7222	0.00	0.00	0.00	0.00	0.00	0.0%
To JPAs	6360	7223	0.00	0.00	0.00	0.00	0.00	0.0%
Other Transfers of Apportionments	All Other	7221-7223	0.00	0.00	0.00	0.00	0.00	0.0%
All Other Transfers		7281-7283	0.00	0.00	0.00	0.00	0.00	0.0%
All Other Transfers Out to All Others		7299	0.00	0.00	0.00	0.00	0.00	0.0%
Debt Service								
Debt Service - Interest		7438	0.00	0.00	0.00	0.00	0.00	0.0%
Other Debt Service - Principal		7439	0.00	0.00	0.00	0.00	0.00	0.0%
TOTAL, OTHER OUTGO (excluding Transfers of Indirect Costs)			0.00	1,000.00	1,000.00	1,000.00	0.00	0.0%
OTHER OUTGO - TRANSFERS OF INDIRECT COSTS								
Transfers of Indirect Costs		7310	5,862,524.00	7,061,541.00	471,741.26	7,061,541.00	0.00	0.0%
Transfers of Indirect Costs - Interfund		7350	0.00	0.00	0.00	0.00	0.00	0.0%
TOTAL, OTHER OUTGO - TRANSFERS OF INDIRECT COSTS			5,862,524.00	7,061,541.00	471,741.26	7,061,541.00	0.00	0.0%
TOTAL, EXPENDITURES			213,679,008.00	263,745,901.00	59,198,851.97	263,745,901.00	0.00	0.0%

Description	Resource Codes	Object Codes	Original Budget (A)	Board Approved Operating Budget (B)	Actuals To Date (C)	Projected Year Totals (D)	Difference (Col B & D) (E)	% Diff (E/B) (F)
INTERFUND TRANSFERS								
INTERFUND TRANSFERS IN								
From: Special Reserve Fund		8912	0.00	0.00	0.00	0.00	0.00	0.0%
From: Bond Interest and Redemption Fund		8914	0.00	0.00	0.00	0.00		
Other Authorized Interfund Transfers In		8919	0.00	0.00	0.00	0.00	0.00	0.0%
(a) TOTAL, INTERFUND TRANSFERS IN			0.00	0.00	0.00	0.00	0.00	0.0%
INTERFUND TRANSFERS OUT								
To: Child Development Fund		7611	4,469,893.00	0.00	0.00	0.00	0.00	0.0%
To: Special Reserve Fund		7612	0.00	0.00	0.00	0.00	0.00	0.0%
To: State School Building Fund/ County School Facilities Fund		7613	0.00	0.00	0.00	0.00	0.00	0.0%
To: Cafeteria Fund		7616	3,000,000.00	3,000,000.00	0.00	3,000,000.00	0.00	0.0%
Other Authorized Interfund Transfers Out		7619	2,003,973.00	2,003,973.00	2,000,000.00	2,003,973.00	0.00	0.0%
(b) TOTAL, INTERFUND TRANSFERS OUT			9,473,866.00	5,003,973.00	2,000,000.00	5,003,973.00	0.00	0.0%
OTHER SOURCES/USES								
SOURCES								
State Apportionments Emergency Apportionments		8931	0.00	0.00	0.00	0.00		
Proceeds								
Proceeds from Disposal of Capital Assets		8953	0.00	0.00	0.00	0.00	0.00	0.0%
Other Sources								
Transfers from Funds of Lapsed/Reorganized LEAs		8965	0.00	0.00	0.00	0.00	0.00	0.0%
Long-Term Debt Proceeds								
Proceeds from Certificates of Participation		8971	0.00	0.00	0.00	0.00	0.00	0.0%
Proceeds from Leases		8972	0.00	0.00	0.00	0.00	0.00	0.0%
Proceeds from Lease Revenue Bonds		8973	0.00	0.00	0.00	0.00	0.00	0.0%
All Other Financing Sources		8979	0.00	0.00	0.00	0.00	0.00	0.0%
(c) TOTAL, SOURCES			0.00	0.00	0.00	0.00	0.00	0.0%
USES								
Transfers of Funds from Lapsed/Reorganized LEAs		7651	0.00	0.00	0.00	0.00	0.00	0.0%
All Other Financing Uses		7699	0.00	0.00	0.00	0.00	0.00	0.0%
(d) TOTAL, USES			0.00	0.00	0.00	0.00	0.00	0.0%
CONTRIBUTIONS								
Contributions from Unrestricted Revenues		8980	55,721,854.00	54,262,946.00	2,030,000.00	54,262,946.00	0.00	0.0%
Contributions from Restricted Revenues		8990	0.00	0.00	0.00	0.00	0.00	0.0%
(e) TOTAL, CONTRIBUTIONS			55,721,854.00	54,262,946.00	2,030,000.00	54,262,946.00	0.00	0.0%
TOTAL, OTHER FINANCING SOURCES/USES (a - b + c - d + e)			46,247,988.00	49,258,973.00	30,000.00	49,258,973.00	0.00	0.0%

Description	Resource Codes	Object Codes	Original Budget (A)	Board Approved Operating Budget (B)	Actuals To Date (C)	Projected Year Totals (D)	Difference (Col B & D) (E)	% Diff (E/B) (F)
A. REVENUES								
1) LCFF Sources		8010-8099	382,665,618.00	385,768,354.00	73,620,180.22	385,768,354.00	0.00	0.0%
2) Federal Revenue		8100-8299	35,945,821.00	112,750,169.00	16,521,474.91	112,750,169.00	0.00	0.0%
3) Other State Revenue		8300-8599	72,393,512.00	85,166,690.00	20,971,899.24	85,166,690.00	0.00	0.0%
4) Other Local Revenue		8600-8799	6,084,743.00	8,524,057.00	2,212,012.25	8,524,057.00	0.00	0.0%
5) TOTAL, REVENUES			497,089,694.00	592,209,270.00	113,325,566.62	592,209,270.00		
B. EXPENDITURES								
1) Certificated Salaries		1000-1999	202,069,350.00	231,780,191.00	66,836,067.11	231,780,191.00	0.00	0.0%
2) Classified Salaries		2000-2999	72,058,010.00	83,657,560.00	25,345,916.06	83,657,560.00	0.00	0.0%
3) Employee Benefits		3000-3999	155,110,635.00	161,835,993.00	34,587,510.86	161,835,993.00	0.00	0.0%
4) Books and Supplies		4000-4999	72,825,635.00	56,996,093.00	6,518,052.12	56,996,093.00	0.00	0.0%
5) Services and Other Operating Expenditures		5000-5999	32,520,074.00	48,310,853.00	13,276,531.65	48,310,853.00	0.00	0.0%
6) Capital Outlay		6000-6999	4,432,600.00	10,799,338.00	153,853.41	10,799,338.00	0.00	0.0%
7) Other Outgo (excluding Transfers of Indirect Costs)		7100-7299 7400-7499	1,010,455.00	1,011,455.00	359,065.17	1,011,455.00	0.00	0.0%
8) Other Outgo - Transfers of Indirect Costs		7300-7399	(1,292,385.00)	(1,343,074.00)	(299,271.43)	(1,343,074.00)	0.00	0.0%
9) TOTAL, EXPENDITURES			538,734,374.00	593,048,409.00	146,777,724.95	593,048,409.00		
C. EXCESS (DEFICIENCY) OF REVENUES OVER EXPENDITURES BEFORE OTHER FINANCING SOURCES AND USES (A5 - B9)			(41,644,680.00)	(839,139.00)	(33,452,158.33)	(839,139.00)		
D. OTHER FINANCING SOURCES/USES								
1) Interfund Transfers								
a) Transfers In		8900-8929	0.00	500.00	500.00	500.00	0.00	0.0%
b) Transfers Out		7600-7629	11,697,521.00	7,052,628.00	2,048,655.00	7,052,628.00	0.00	0.0%
2) Other Sources/Uses								
a) Sources		8930-8979	0.00	0.00	0.00	0.00	0.00	0.0%
b) Uses		7630-7699	0.00	0.00	0.00	0.00	0.00	0.0%
3) Contributions		8980-8999	0.00	0.00	0.00	0.00	0.00	0.0%
4) TOTAL, OTHER FINANCING SOURCES/USES			(11,697,521.00)	(7,052,128.00)	(2,048,155.00)	(7,052,128.00)		

Description	Resource Codes	Object Codes	Original Budget (A)	Board Approved Operating Budget (B)	Actuals To Date (C)	Projected Year Totals (D)	Difference (Col B & D) (E)	% Diff (E/B) (F)
E. NET INCREASE (DECREASE) IN FUND BALANCE (C + D4)			(53,342,201.00)	(7,891,267.00)	(35,500,313.33)	(7,891,267.00)		
F. FUND BALANCE, RESERVES								
1) Beginning Fund Balance								
a) As of July 1 - Unaudited		9791	112,692,086.13	112,692,086.13		112,692,086.13	0.00	0.0%
b) Audit Adjustments		9793	0.00	0.00		0.00	0.00	0.0%
c) As of July 1 - Audited (F1a + F1b)			112,692,086.13	112,692,086.13		112,692,086.13		
d) Other Restatements		9795	0.00	0.00		0.00	0.00	0.0%
e) Adjusted Beginning Balance (F1c + F1d)			112,692,086.13	112,692,086.13		112,692,086.13		
2) Ending Balance, June 30 (E + F1e)			59,349,885.13	104,800,819.13		104,800,819.13		
Components of Ending Fund Balance								
a) Nonspendable								
Revolving Cash		9711	0.00	205,000.00		205,000.00		
Stores		9712	0.00	49,608.00		49,608.00		
Prepaid Items		9713	0.00	0.00		0.00		
All Others		9719	0.00	0.00		0.00		
b) Restricted		9740	25,105,164.90	23,864,070.90		23,864,070.90		
c) Committed								
Stabilization Arrangements		9750	0.00	0.00		0.00		
Other Commitments		9760	0.00	0.00		0.00		
d) Assigned								
Other Assignments		9780	14,426,808.00	28,646,996.00		28,646,996.00		
Strategic Plan	0000	9780	*762,000.00*					
Negotiations	0000	9780	*11,751,337.00*					
LCFF Supplemental	0000	9780	*1,913,471.00*					
LCFF Supplemental	0000	9780		*3,646,996.00*				
Future Bus Purchases	0000	9780		*10,000,000.00*				
Technology Upgrades	0000	9780		*10,000,000.00*				
Textbook Adoptions	0000	9780		*5,000,000.00*				
LCFF Supplemental	0000	9780				*3,646,996.00*		
Future Bus Purchases	0000	9780				*10,000,000.00*		
Technology Upgrades	0000	9780				*10,000,000.00*		
Textbook Adoptioins	0000	9780				*5,000,000.00*		
e) Unassigned/Unappropriated								
Reserve for Economic Uncertainties		9789	11,010,000.00	12,002,021.00		12,002,021.00		
Unassigned/Unappropriated Amount		9790	8,807,912.23	40,033,123.23		40,033,123.23		

Description	Resource Codes	Object Codes	Original Budget (A)	Board Approved Operating Budget (B)	Actuals To Date (C)	Projected Year Totals (D)	Difference (Col B & D) (E)	% Diff (E/B) (F)
LCFF SOURCES								
Principal Apportionment State Aid - Current Year		8011	213,385,640.00	184,567,460.00	55,437,711.70	184,567,460.00	0.00	0.0%
Education Protection Account State Aid - Current Year		8012	74,360,803.00	106,361,499.00	23,206,451.00	106,361,499.00	0.00	0.0%
State Aid - Prior Years		8019	0.00	173,503.00	0.00	173,503.00	0.00	0.0%
Tax Relief Subventions Homeowners' Exemptions		8021	844,657.00	853,235.00	0.00	853,235.00	0.00	0.0%
Timber Yield Tax		8022	0.00	28.00	0.00	28.00	0.00	0.0%
Other Subventions/In-Lieu Taxes		8029	0.00	0.00	0.00	0.00	0.00	0.0%
County & District Taxes Secured Roll Taxes		8041	96,982,588.00	97,088,532.00	0.00	97,088,532.00	0.00	0.0%
Unsecured Roll Taxes		8042	2,963,916.00	3,511,452.00	0.00	3,511,452.00	0.00	0.0%
Prior Years' Taxes		8043	785,708.00	1,126,534.00	0.00	1,126,534.00	0.00	0.0%
Supplemental Taxes		8044	3,775,579.00	2,603,973.00	0.00	2,603,973.00	0.00	0.0%
Education Revenue Augmentation Fund (ERAF)		8045	15,251,608.00	15,130,520.00	0.00	15,130,520.00	0.00	0.0%
Community Redevelopment Funds (SB 617/699/1992)		8047	166,100.00	230,259.00	0.00	230,259.00	0.00	0.0%
Penalties and Interest from Delinquent Taxes		8048	0.00	0.00	0.00	0.00	0.00	0.0%
Miscellaneous Funds (EC 41604) Royalties and Bonuses		8081	0.00	0.00	0.00	0.00	0.00	0.0%
Other In-Lieu Taxes		8082	0.00	23,000.00	849.52	23,000.00	0.00	0.0%
Less: Non-LCFF (50%) Adjustment		8089	0.00	0.00	0.00	0.00	0.00	0.0%
Subtotal, LCFF Sources			408,516,599.00	411,669,995.00	78,645,012.22	411,669,995.00	0.00	0.0%
LCFF Transfers								
Unrestricted LCFF Transfers - Current Year	0000	8091	0.00	0.00	0.00	0.00	0.00	0.0%
All Other LCFF Transfers - Current Year	All Other	8091	0.00	0.00	0.00	0.00	0.00	0.0%
Transfers to Charter Schools in Lieu of Property Taxes		8096	(28,003,183.00)	(27,963,256.00)	(5,024,832.00)	(27,963,256.00)	0.00	0.0%
Property Taxes Transfers		8097	2,152,202.00	2,061,615.00	0.00	2,061,615.00	0.00	0.0%
LCFF/Revenue Limit Transfers - Prior Years		8099	0.00	0.00	0.00	0.00	0.00	0.0%
TOTAL, LCFF SOURCES			382,665,618.00	385,768,354.00	73,620,180.22	385,768,354.00	0.00	0.0%
FEDERAL REVENUE								
Maintenance and Operations		8110	0.00	0.00	0.00	0.00	0.00	0.0%
Special Education Entitlement		8181	9,902,405.00	10,889,250.00	0.00	10,889,250.00	0.00	0.0%
Special Education Discretionary Grants		8182	1,173,850.00	1,373,544.00	0.00	1,373,544.00	0.00	0.0%
Child Nutrition Programs		8220	0.00	0.00	0.00	0.00	0.00	0.0%
Donated Food Commodities		8221	0.00	0.00	0.00	0.00	0.00	0.0%
Forest Reserve Funds		8260	0.00	0.00	0.00	0.00	0.00	0.0%
Flood Control Funds		8270	0.00	0.00	0.00	0.00	0.00	0.0%
Wildlife Reserve Funds		8280	0.00	0.00	0.00	0.00	0.00	0.0%
FEMA		8281	0.00	0.00	0.00	0.00	0.00	0.0%
Interagency Contracts Between LEAs		8285	0.00	27,500.00	27,500.00	27,500.00	0.00	0.0%
Pass-Through Revenues from Federal Sources		8287	0.00	0.00	0.00	0.00	0.00	0.0%
Title I, Part A, Basic	3010	8290	18,080,386.00	18,245,238.00	2,100,478.00	18,245,238.00	0.00	0.0%
Title I, Part D, Local Delinquent Programs	3025	8290	0.00	0.00	0.00	0.00	0.00	0.0%
Title II, Part A, Supporting Effective Instruction	4035	8290	2,211,848.00	2,191,268.00	853,407.00	2,191,268.00	0.00	0.0%

Description	Resource Codes	Object Codes	Original Budget (A)	Board Approved Operating Budget (B)	Actuals To Date (C)	Projected Year Totals (D)	Difference (Col B & D) (E)	% Diff (E/B) (F)
Title III, Part A, Immigrant Student Program	4201	8290	469,009.00	206,119.00	154,427.74	206,119.00	0.00	0.0%
Title III, Part A, English Learner Program	4203	8290	675,990.00	839,446.00	261,787.65	839,446.00	0.00	0.0%
Public Charter Schools Grant Program (PCSGP)	4610	8290	0.00	0.00	0.00	0.00	0.00	0.0%
Other NCLB / Every Student Succeeds Act	3040, 3045, 3060, 3061, 3110, 3150, 3155, 3180, 3182, 4037, 4123, 4124, 4126, 4127, 4128, 5630	8290	2,005,230.00	2,726,062.00	730,493.83	2,726,062.00	0.00	0.0%
Career and Technical Education	3500-3599	8290	380,585.00	380,585.00	0.00	380,585.00	0.00	0.0%
All Other Federal Revenue	All Other	8290	1,046,518.00	75,871,157.00	12,393,380.69	75,871,157.00	0.00	0.0%
TOTAL, FEDERAL REVENUE			35,945,821.00	112,750,169.00	16,521,474.91	112,750,169.00	0.00	0.0%
OTHER STATE REVENUE								
Other State Apportionments								
ROC/P Entitlement Prior Years	6360	8319	0.00	0.00	0.00	0.00	0.00	0.0%
Special Education Master Plan Current Year	6500	8311	30,108,160.00	31,645,008.00	9,023,475.00	31,645,008.00	0.00	0.0%
Prior Years	6500	8319	98,515.00	(224,769.00)	(224,769.16)	(224,769.00)	0.00	0.0%
All Other State Apportionments - Current Year	All Other	8311	0.00	0.00	0.00	0.00	0.00	0.0%
All Other State Apportionments - Prior Years	All Other	8319	0.00	0.00	0.00	0.00	0.00	0.0%
Child Nutrition Programs		8520	0.00	0.00	0.00	0.00	0.00	0.0%
Mandated Costs Reimbursements		8550	1,562,514.00	1,586,970.00	0.00	1,586,970.00	0.00	0.0%
Lottery - Unrestricted and Instructional Materia		8560	7,781,396.00	7,684,297.00	735,189.84	7,684,297.00	0.00	0.0%
Tax Relief Subventions Restricted Levies - Other								
Homeowners' Exemptions		8575	0.00	0.00	0.00	0.00	0.00	0.0%
Other Subventions/In-Lieu Taxes		8576	0.00	0.00	0.00	0.00	0.00	0.0%
Pass-Through Revenues from State Sources		8587	0.00	0.00	0.00	0.00	0.00	0.0%
After School Education and Safety (ASES)	6010	8590	3,934,500.00	5,130,959.00	237,317.00	5,130,959.00	0.00	0.0%
Charter School Facility Grant	6030	8590	0.00	0.00	0.00	0.00	0.00	0.0%
Career Technical Education Incentive Grant Program	6387	8590	1,035,060.00	1,259,571.00	1,046,001.00	1,259,571.00	0.00	0.0%
Drug/Alcohol/Tobacco Funds	6650, 6690, 6695	8590	348,799.00	348,799.00	0.00	348,799.00	0.00	0.0%
California Clean Energy Jobs Act	6230	8590	0.00	0.00	0.00	0.00	0.00	0.0%
Specialized Secondary	7370	8590	0.00	0.00	0.00	0.00	0.00	0.0%
American Indian Early Childhood Education	7210	8590	0.00	0.00	0.00	0.00	0.00	0.0%
All Other State Revenue	All Other	8590	27,524,568.00	37,735,855.00	10,154,685.56	37,735,855.00	0.00	0.0%
TOTAL, OTHER STATE REVENUE			72,393,512.00	85,166,690.00	20,971,899.24	85,166,690.00	0.00	0.0%

Description	Resource Codes	Object Codes	Original Budget (A)	Board Approved Operating Budget (B)	Actuals To Date (C)	Projected Year Totals (D)	Difference (Col B & D) (E)	% Diff (E/B) (F)
OTHER LOCAL REVENUE								
Other Local Revenue								
County and District Taxes								
Other Restricted Levies								
Secured Roll		8615	0.00	0.00	0.00	0.00	0.00	0.0%
Unsecured Roll		8616	0.00	0.00	0.00	0.00	0.00	0.0%
Prior Years' Taxes		8617	0.00	0.00	0.00	0.00	0.00	0.0%
Supplemental Taxes		8618	0.00	0.00	0.00	0.00	0.00	0.0%
Non-Ad Valorem Taxes								
Parcel Taxes		8621	0.00	0.00	0.00	0.00	0.00	0.0%
Other		8622	0.00	0.00	0.00	0.00	0.00	0.0%
Community Redevelopment Funds Not Subject to LCFF Deduction		8625	0.00	0.00	0.00	0.00	0.00	0.0%
Penalties and Interest from Delinquent Non-LCFF Taxes		8629	0.00	0.00	0.00	0.00	0.00	0.0%
Sales								
Sale of Equipment/Supplies		8631	0.00	0.00	0.00	0.00	0.00	0.0%
Sale of Publications		8632	0.00	0.00	0.00	0.00	0.00	0.0%
Food Service Sales		8634	0.00	0.00	0.00	0.00	0.00	0.0%
All Other Sales		8639	0.00	0.00	0.00	0.00	0.00	0.0%
Leases and Rentals		8650	0.00	0.00	0.00	0.00	0.00	0.0%
Interest		8660	500,000.00	500,000.00	4,060.03	500,000.00	0.00	0.0%
Net Increase (Decrease) in the Fair Value of Investments		8662	0.00	0.00	0.00	0.00	0.00	0.0%
Fees and Contracts								
Adult Education Fees		8671	0.00	0.00	0.00	0.00	0.00	0.0%
Non-Resident Students		8672	0.00	0.00	0.00	0.00	0.00	0.0%
Transportation Fees From Individuals		8675	0.00	0.00	0.00	0.00	0.00	0.0%
Interagency Services		8677	155,822.00	155,822.00	0.00	155,822.00	0.00	0.0%
Mitigation/Developer Fees		8681	0.00	0.00	0.00	0.00	0.00	0.0%
All Other Fees and Contracts		8689	838,535.00	850,520.00	187,058.02	850,520.00	0.00	0.0%
Other Local Revenue								
Plus: Misc Funds Non-LCFF (50%) Adjustment		8691	0.00	0.00	0.00	0.00	0.00	0.0%
Pass-Through Revenues From Local Sources		8697	0.00	0.00	0.00	0.00	0.00	0.0%
All Other Local Revenue		8699	4,258,356.00	6,608,566.00	1,943,775.20	6,608,566.00	0.00	0.0%
Tuition		8710	0.00	0.00	0.00	0.00	0.00	0.0%
All Other Transfers In		8781-8783	0.00	0.00	0.00	0.00	0.00	0.0%
Transfers Of Apportionments								
Special Education SELPA Transfers								
From Districts or Charter Schools	6500	8791	332,030.00	409,149.00	77,119.00	409,149.00	0.00	0.0%
From County Offices	6500	8792	0.00	0.00	0.00	0.00	0.00	0.0%
From JPAs	6500	8793	0.00	0.00	0.00	0.00	0.00	0.0%
ROC/P Transfers								
From Districts or Charter Schools	6360	8791	0.00	0.00	0.00	0.00	0.00	0.0%
From County Offices	6360	8792	0.00	0.00	0.00	0.00	0.00	0.0%
From JPAs	6360	8793	0.00	0.00	0.00	0.00	0.00	0.0%
Other Transfers of Apportionments								
From Districts or Charter Schools	All Other	8791	0.00	0.00	0.00	0.00	0.00	0.0%
From County Offices	All Other	8792	0.00	0.00	0.00	0.00	0.00	0.0%
From JPAs	All Other	8793	0.00	0.00	0.00	0.00	0.00	0.0%
All Other Transfers In from All Others		8799	0.00	0.00	0.00	0.00	0.00	0.0%
TOTAL, OTHER LOCAL REVENUE			6,084,743.00	8,524,057.00	2,212,012.25	8,524,057.00	0.00	0.0%
TOTAL, REVENUES			497,089,694.00	592,209,270.00	113,325,566.62	592,209,270.00	0.00	0.0%

Description	Resource Codes	Object Codes	Original Budget (A)	Board Approved Operating Budget (B)	Actuals To Date (C)	Projected Year Totals (D)	Difference (Col B & D) (E)	% Diff (E/B) (F)
CERTIFICATED SALARIES								
Certificated Teachers' Salaries		1100	160,790,208.00	179,900,791.00	51,921,213.02	179,900,791.00	0.00	0.0%
Certificated Pupil Support Salaries		1200	14,072,955.00	15,622,467.00	4,436,472.45	15,622,467.00	0.00	0.0%
Certificated Supervisors' and Administrators' Salaries		1300	19,140,997.00	20,871,953.00	7,484,745.05	20,871,953.00	0.00	0.0%
Other Certificated Salaries		1900	8,065,190.00	15,384,980.00	2,993,636.59	15,384,980.00	0.00	0.0%
TOTAL, CERTIFICATED SALARIES			202,069,350.00	231,780,191.00	66,836,067.11	231,780,191.00	0.00	0.0%
CLASSIFIED SALARIES								
Classified Instructional Salaries		2100	14,203,465.00	19,158,718.00	5,386,096.01	19,158,718.00	0.00	0.0%
Classified Support Salaries		2200	28,200,871.00	29,620,358.00	9,380,578.41	29,620,358.00	0.00	0.0%
Classified Supervisors' and Administrators' Salaries		2300	8,572,332.00	9,195,973.00	3,072,579.94	9,195,973.00	0.00	0.0%
Clerical, Technical and Office Salaries		2400	18,044,763.00	18,445,009.00	6,160,842.26	18,445,009.00	0.00	0.0%
Other Classified Salaries		2900	3,036,579.00	7,237,502.00	1,345,819.44	7,237,502.00	0.00	0.0%
TOTAL, CLASSIFIED SALARIES			72,058,010.00	83,657,560.00	25,345,916.06	83,657,560.00	0.00	0.0%
EMPLOYEE BENEFITS								
STRS		3101-3102	54,440,314.00	58,846,762.00	10,245,786.62	58,846,762.00	0.00	0.0%
PERS		3201-3202	16,069,638.00	18,176,995.00	5,181,118.53	18,176,995.00	0.00	0.0%
OASDI/Medicare/Alternative		3301-3302	8,201,695.00	9,833,785.00	2,913,983.78	9,833,785.00	0.00	0.0%
Health and Welfare Benefits		3401-3402	58,461,493.00	56,121,632.00	10,713,701.87	56,121,632.00	0.00	0.0%
Unemployment Insurance		3501-3502	3,331,483.00	1,654,613.00	461,061.52	1,654,613.00	0.00	0.0%
Workers' Compensation		3601-3602	5,479,674.00	6,311,742.00	1,847,713.39	6,311,742.00	0.00	0.0%
OPEB, Allocated		3701-3702	5,778,549.00	6,506,123.00	1,975,538.52	6,506,123.00	0.00	0.0%
OPEB, Active Employees		3751-3752	0.00	0.00	0.00	0.00	0.00	0.0%
Other Employee Benefits		3901-3902	3,347,789.00	4,384,341.00	1,248,606.63	4,384,341.00	0.00	0.0%
TOTAL, EMPLOYEE BENEFITS			155,110,635.00	161,835,993.00	34,587,510.86	161,835,993.00	0.00	0.0%
BOOKS AND SUPPLIES								
Approved Textbooks and Core Curricula Materials		4100	3,415,957.00	3,535,957.00	1,417,911.92	3,535,957.00	0.00	0.0%
Books and Other Reference Materials		4200	641,898.00	1,217,593.00	300,391.01	1,217,593.00	0.00	0.0%
Materials and Supplies		4300	66,859,632.00	48,276,030.00	2,981,578.33	48,276,030.00	0.00	0.0%
Noncapitalized Equipment		4400	1,900,465.00	3,929,655.00	1,741,076.20	3,929,655.00	0.00	0.0%
Food		4700	7,683.00	36,858.00	77,094.66	36,858.00	0.00	0.0%
TOTAL, BOOKS AND SUPPLIES			72,825,635.00	56,996,093.00	6,518,052.12	56,996,093.00	0.00	0.0%
SERVICES AND OTHER OPERATING EXPENDITURES								
Subagreements for Services		5100	6,504,649.00	8,211,351.00	1,991,792.38	8,211,351.00	0.00	0.0%
Travel and Conferences		5200	839,388.00	897,515.00	112,585.58	897,515.00	0.00	0.0%
Dues and Memberships		5300	219,215.00	228,394.00	110,793.23	228,394.00	0.00	0.0%
Insurance		5400-5450	3,640,871.00	3,443,621.00	1,591,234.32	3,443,621.00	0.00	0.0%
Operations and Housekeeping Services		5500	7,427,674.00	7,813,920.00	2,516,625.08	7,813,920.00	0.00	0.0%
Rentals, Leases, Repairs, and Noncapitalized Improvements		5600	1,190,599.00	1,225,783.00	216,995.60	1,225,783.00	0.00	0.0%
Transfers of Direct Costs		5710	0.00	0.00	0.00	0.00	0.00	0.0%
Transfers of Direct Costs - Interfund		5750	(5,941,532.00)	(5,775,793.00)	(1,854,738.06)	(5,775,793.00)	0.00	0.0%
Professional/Consulting Services and Operating Expenditures		5800	16,885,619.00	29,011,352.00	7,958,213.71	29,011,352.00	0.00	0.0%
Communications		5900	1,753,591.00	3,254,710.00	633,029.81	3,254,710.00	0.00	0.0%
TOTAL, SERVICES AND OTHER OPERATING EXPENDITURES			32,520,074.00	48,310,853.00	13,276,531.65	48,310,853.00	0.00	0.0%

Description	Resource Codes	Object Codes	Original Budget (A)	Board Approved Operating Budget (B)	Actuals To Date (C)	Projected Year Totals (D)	Difference (Col B & D) (E)	% Diff (E/B) (F)
CAPITAL OUTLAY								
Land		6100	0.00	0.00	0.00	0.00	0.00	0.0%
Land Improvements		6170	0.00	2,500,000.00	0.00	2,500,000.00	0.00	0.0%
Buildings and Improvements of Buildings		6200	0.00	0.00	0.00	0.00	0.00	0.0%
Books and Media for New School Libraries or Major Expansion of School Libraries		6300	0.00	0.00	0.00	0.00	0.00	0.0%
Equipment		6400	0.00	3,830,934.00	118,049.94	3,830,934.00	0.00	0.0%
Equipment Replacement		6500	4,432,600.00	4,468,404.00	35,803.47	4,468,404.00	0.00	0.0%
Lease Assets		6600	0.00	0.00	0.00	0.00	0.00	0.0%
TOTAL, CAPITAL OUTLAY			4,432,600.00	10,799,338.00	153,853.41	10,799,338.00	0.00	0.0%
OTHER OUTGO (excluding Transfers of Indirect Costs)								
Tuition								
Tuition for Instruction Under Interdistrict Attendance Agreements		7110	0.00	0.00	0.00	0.00	0.00	0.0%
State Special Schools		7130	0.00	0.00	0.00	0.00	0.00	0.0%
Tuition, Excess Costs, and/or Deficit Payments								
Payments to Districts or Charter Schools		7141	0.00	1,000.00	1,000.00	1,000.00	0.00	0.0%
Payments to County Offices		7142	710,463.00	710,463.00	208,139.54	710,463.00	0.00	0.0%
Payments to JPAs		7143	0.00	0.00	0.00	0.00	0.00	0.0%
Transfers of Pass-Through Revenues								
To Districts or Charter Schools		7211	0.00	0.00	0.00	0.00	0.00	0.0%
To County Offices		7212	0.00	0.00	0.00	0.00	0.00	0.0%
To JPAs		7213	0.00	0.00	0.00	0.00	0.00	0.0%
Special Education SELPA Transfers of Apportionments								
To Districts or Charter Schools	6500	7221	0.00	0.00	0.00	0.00	0.00	0.0%
To County Offices	6500	7222	0.00	0.00	0.00	0.00	0.00	0.0%
To JPAs	6500	7223	0.00	0.00	0.00	0.00	0.00	0.0%
ROC/P Transfers of Apportionments								
To Districts or Charter Schools	6360	7221	0.00	0.00	0.00	0.00	0.00	0.0%
To County Offices	6360	7222	0.00	0.00	0.00	0.00	0.00	0.0%
To JPAs	6360	7223	0.00	0.00	0.00	0.00	0.00	0.0%
Other Transfers of Apportionments	All Other	7221-7223	0.00	0.00	0.00	0.00	0.00	0.0%
All Other Transfers		7281-7283	0.00	0.00	0.00	0.00	0.00	0.0%
All Other Transfers Out to All Others		7299	0.00	0.00	0.00	0.00	0.00	0.0%
Debt Service								
Debt Service - Interest		7438	17,498.00	17,498.00	9,622.36	17,498.00	0.00	0.0%
Other Debt Service - Principal		7439	282,494.00	282,494.00	140,303.27	282,494.00	0.00	0.0%
TOTAL, OTHER OUTGO (excluding Transfers of Indirect Costs)			1,010,455.00	1,011,455.00	359,065.17	1,011,455.00	0.00	0.0%
OTHER OUTGO - TRANSFERS OF INDIRECT COSTS								
Transfers of Indirect Costs		7310	0.00	0.00	0.00	0.00		
Transfers of Indirect Costs - Interfund		7350	(1,292,385.00)	(1,343,074.00)	(299,271.43)	(1,343,074.00)	0.00	0.0%
TOTAL, OTHER OUTGO - TRANSFERS OF INDIRECT COSTS			(1,292,385.00)	(1,343,074.00)	(299,271.43)	(1,343,074.00)	0.00	0.0%
TOTAL, EXPENDITURES			538,734,374.00	593,048,409.00	146,777,724.95	593,048,409.00	0.00	0.0%

Description	Resource Codes	Object Codes	Original Budget (A)	Board Approved Operating Budget (B)	Actuals To Date (C)	Projected Year Totals (D)	Difference (Col B & D) (E)	% Diff (E/B) (F)
INTERFUND TRANSFERS								
INTERFUND TRANSFERS IN								
From: Special Reserve Fund		8912	0.00	0.00	0.00	0.00	0.00	0.0%
From: Bond Interest and Redemption Fund		8914	0.00	0.00	0.00	0.00	0.00	0.0%
Other Authorized Interfund Transfers In		8919	0.00	500.00	500.00	500.00	0.00	0.0%
(a) TOTAL, INTERFUND TRANSFERS IN			0.00	500.00	500.00	500.00	0.00	0.0%
INTERFUND TRANSFERS OUT								
To: Child Development Fund		7611	4,469,893.00	0.00	0.00	0.00	0.00	0.0%
To: Special Reserve Fund		7612	0.00	0.00	0.00	0.00	0.00	0.0%
To: State School Building Fund/ County School Facilities Fund		7613	0.00	0.00	0.00	0.00	0.00	0.0%
To: Cafeteria Fund		7616	3,175,000.00	3,000,000.00	0.00	3,000,000.00	0.00	0.0%
Other Authorized Interfund Transfers Out		7619	4,052,628.00	4,052,628.00	2,048,655.00	4,052,628.00	0.00	0.0%
(b) TOTAL, INTERFUND TRANSFERS OUT			11,697,521.00	7,052,628.00	2,048,655.00	7,052,628.00	0.00	0.0%
OTHER SOURCES/USES								
SOURCES								
State Apportionments Emergency Apportionments		8931	0.00	0.00	0.00	0.00	0.00	0.0%
Proceeds								
Proceeds from Disposal of Capital Assets		8953	0.00	0.00	0.00	0.00	0.00	0.0%
Other Sources								
Transfers from Funds of Lapsed/Reorganized LEAs		8965	0.00	0.00	0.00	0.00	0.00	0.0%
Long-Term Debt Proceeds								
Proceeds from Certificates of Participation		8971	0.00	0.00	0.00	0.00	0.00	0.0%
Proceeds from Leases		8972	0.00	0.00	0.00	0.00	0.00	0.0%
Proceeds from Lease Revenue Bonds		8973	0.00	0.00	0.00	0.00	0.00	0.0%
All Other Financing Sources		8979	0.00	0.00	0.00	0.00	0.00	0.0%
(c) TOTAL, SOURCES			0.00	0.00	0.00	0.00	0.00	0.0%
USES								
Transfers of Funds from Lapsed/Reorganized LEAs		7651	0.00	0.00	0.00	0.00	0.00	0.0%
All Other Financing Uses		7699	0.00	0.00	0.00	0.00	0.00	0.0%
(d) TOTAL, USES			0.00	0.00	0.00	0.00	0.00	0.0%
CONTRIBUTIONS								
Contributions from Unrestricted Revenues		8980	0.00	0.00	0.00	0.00		
Contributions from Restricted Revenues		8990	0.00	0.00	0.00	0.00		
(e) TOTAL, CONTRIBUTIONS			0.00	0.00	0.00	0.00	0.00	0.0%
TOTAL, OTHER FINANCING SOURCES/USES (a - b + c - d + e)			(11,697,521.00)	(7,052,128.00)	(2,048,155.00)	(7,052,128.00)	0.00	0.0%

Resource	Description	2021-22 Projected Year Totals
5640	Medi-Cal Billing Option	628,049.61
6300	Lottery: Instructional Materials	122,740.00
6536	Special Ed: Dispute Prevention and Dispute	376,123.00
6537	Special Ed: Learning Recovery Support	1,995,511.00
7085	Learning Communities for School Success P	110,698.00
7311	Classified School Employee Professional De	196,232.00
8150	Ongoing & Major Maintenance Account (RM/	6,908,843.00
9010	Other Restricted Local	13,525,874.29
Total, Restricted Balance		23,864,070.90

Description	Resource Codes	Object Codes	Original Budget (A)	Board Approved Operating Budget (B)	Actuals To Date (C)	Projected Year Totals (D)	Difference (Col B & D) (E)	% Diff Column B & D (F)
A. REVENUES								
1) LCFF Sources		8010-8099	0.00	0.00	0.00	0.00	0.00	0.0%
2) Federal Revenue		8100-8299	0.00	0.00	0.00	0.00	0.00	0.0%
3) Other State Revenue		8300-8599	0.00	0.00	0.00	0.00	0.00	0.0%
4) Other Local Revenue		8600-8799	0.00	0.00	0.00	0.00	0.00	0.0%
5) TOTAL, REVENUES			0.00	0.00	0.00	0.00		
B. EXPENDITURES								
1) Certificated Salaries		1000-1999	0.00	0.00	0.00	0.00	0.00	0.0%
2) Classified Salaries		2000-2999	0.00	0.00	0.00	0.00	0.00	0.0%
3) Employee Benefits		3000-3999	0.00	0.00	0.00	0.00	0.00	0.0%
4) Books and Supplies		4000-4999	0.00	0.00	0.00	0.00	0.00	0.0%
5) Services and Other Operating Expenditures		5000-5999	0.00	0.00	0.00	0.00	0.00	0.0%
6) Capital Outlay		6000-6999	0.00	0.00	0.00	0.00	0.00	0.0%
7) Other Outgo (excluding Transfers of Indirect Costs)		7100-7299, 7400-7499	0.00	0.00	0.00	0.00	0.00	0.0%
8) Other Outgo - Transfers of Indirect Costs		7300-7399	0.00	0.00	0.00	0.00	0.00	0.0%
9) TOTAL, EXPENDITURES			0.00	0.00	0.00	0.00		
C. EXCESS (DEFICIENCY) OF REVENUES OVER EXPENDITURES BEFORE OTHER FINANCING SOURCES AND USES (A5 - B9)			0.00	0.00	0.00	0.00		
D. OTHER FINANCING SOURCES/USES								
1) Interfund Transfers								
a) Transfers In		8900-8929	0.00	0.00	0.00	0.00	0.00	0.0%
b) Transfers Out		7600-7629	0.00	0.00	0.00	0.00	0.00	0.0%
2) Other Sources/Uses								
a) Sources		8930-8979	0.00	0.00	0.00	0.00	0.00	0.0%
b) Uses		7630-7699	0.00	0.00	0.00	0.00	0.00	0.0%
3) Contributions		8980-8999	0.00	0.00	0.00	0.00	0.00	0.0%
4) TOTAL, OTHER FINANCING SOURCES/USES			0.00	0.00	0.00	0.00		

Description	Resource Codes	Object Codes	Original Budget (A)	Board Approved Operating Budget (B)	Actuals To Date (C)	Projected Year Totals (D)	Difference (Col B & D) (E)	% Diff Column B & D (F)
E. NET INCREASE (DECREASE) IN FUND BALANCE (C + D4)			0.00	0.00	0.00	0.00		
F. FUND BALANCE, RESERVES								
1) Beginning Fund Balance								
a) As of July 1 - Unaudited		9791	1,920,238.36	1,920,238.36		1,920,238.36	0.00	0.0%
b) Audit Adjustments		9793	0.00	0.00		0.00	0.00	0.0%
c) As of July 1 - Audited (F1a + F1b)			1,920,238.36	1,920,238.36		1,920,238.36		
d) Other Restatements		9795	0.00	0.00		0.00	0.00	0.0%
e) Adjusted Beginning Balance (F1c + F1d)			1,920,238.36	1,920,238.36		1,920,238.36		
2) Ending Balance, June 30 (E + F1e)			1,920,238.36	1,920,238.36		1,920,238.36		
Components of Ending Fund Balance								
a) Nonspendable								
Revolving Cash		9711	0.00	0.00		0.00		
Stores		9712	0.00	0.00		0.00		
Prepaid Items		9713	0.00	0.00		0.00		
All Others		9719	0.00	0.00		0.00		
b) Restricted		9740	1,920,238.36	1,920,238.36		1,920,238.36		
c) Committed								
Stabilization Arrangements		9750	0.00	0.00		0.00		
Other Commitments		9760	0.00	0.00		0.00		
d) Assigned								
Other Assignments		9780	0.00	0.00		0.00		
e) Unassigned/Unappropriated								
Reserve for Economic Uncertainties		9789	0.00	0.00		0.00		
Unassigned/Unappropriated Amount		9790	0.00	0.00		0.00		

Description	Resource Codes	Object Codes	Original Budget (A)	Board Approved Operating Budget (B)	Actuals To Date (C)	Projected Year Totals (D)	Difference (Col B & D) (E)	% Diff Column B & D (F)
REVENUES								
Sale of Equipment and Supplies		8631	0.00	0.00	0.00	0.00	0.00	0.0%
All Other Sales		8639	0.00	0.00	0.00	0.00	0.00	0.0%
Interest		8660	0.00	0.00	0.00	0.00	0.00	0.0%
All Other Fees and Contracts		8689	0.00	0.00	0.00	0.00	0.00	0.0%
All Other Local Revenue		8699	0.00	0.00	0.00	0.00	0.00	0.0%
TOTAL, REVENUES			0.00	0.00	0.00	0.00		
CERTIFICATED SALARIES								
Certificated Teachers' Salaries		1100	0.00	0.00	0.00	0.00	0.00	0.0%
Certificated Pupil Support Salaries		1200	0.00	0.00	0.00	0.00	0.00	0.0%
Certificated Supervisors' and Administrators' Salaries		1300	0.00	0.00	0.00	0.00	0.00	0.0%
Other Certificated Salaries		1900	0.00	0.00	0.00	0.00	0.00	0.0%
TOTAL, CERTIFICATED SALARIES			0.00	0.00	0.00	0.00	0.00	0.0%
CLASSIFIED SALARIES								
Classified Instructional Salaries		2100	0.00	0.00	0.00	0.00	0.00	0.0%
Classified Support Salaries		2200	0.00	0.00	0.00	0.00	0.00	0.0%
Classified Supervisors' and Administrators' Salaries		2300	0.00	0.00	0.00	0.00	0.00	0.0%
Clerical, Technical and Office Salaries		2400	0.00	0.00	0.00	0.00	0.00	0.0%
Other Classified Salaries		2900	0.00	0.00	0.00	0.00	0.00	0.0%
TOTAL, CLASSIFIED SALARIES			0.00	0.00	0.00	0.00	0.00	0.0%
EMPLOYEE BENEFITS								
STRS		3101-3102	0.00	0.00	0.00	0.00	0.00	0.0%
PERS		3201-3202	0.00	0.00	0.00	0.00	0.00	0.0%
OASDI/Medicare/Alternative		3301-3302	0.00	0.00	0.00	0.00	0.00	0.0%
Health and Welfare Benefits		3401-3402	0.00	0.00	0.00	0.00	0.00	0.0%
Unemployment Insurance		3501-3502	0.00	0.00	0.00	0.00	0.00	0.0%
Workers' Compensation		3601-3602	0.00	0.00	0.00	0.00	0.00	0.0%
OPEB, Allocated		3701-3702	0.00	0.00	0.00	0.00	0.00	0.0%
OPEB, Active Employees		3751-3752	0.00	0.00	0.00	0.00	0.00	0.0%
Other Employee Benefits		3901-3902	0.00	0.00	0.00	0.00	0.00	0.0%
TOTAL, EMPLOYEE BENEFITS			0.00	0.00	0.00	0.00	0.00	0.0%
BOOKS AND SUPPLIES								
Materials and Supplies		4300	0.00	0.00	0.00	0.00	0.00	0.0%
Noncapitalized Equipment		4400	0.00	0.00	0.00	0.00	0.00	0.0%
TOTAL, BOOKS AND SUPPLIES			0.00	0.00	0.00	0.00	0.00	0.0%
SERVICES AND OTHER OPERATING EXPENDITURES								
Subagreements for Services		5100	0.00	0.00	0.00	0.00	0.00	0.0%
Dues and Memberships		5300	0.00	0.00	0.00	0.00	0.00	0.0%
Insurance		5400-5450	0.00	0.00	0.00	0.00	0.00	0.0%
Rentals, Leases, Repairs, and Noncapitalized Improvements		5600	0.00	0.00	0.00	0.00	0.00	0.0%
Transfers of Direct Costs - Interfund		5750	0.00	0.00	0.00	0.00	0.00	0.0%
Professional/Consulting Services and Operating Expenditures		5800	0.00	0.00	0.00	0.00	0.00	0.0%
TOTAL, SERVICES AND OTHER OPERATING EXPENDITURES			0.00	0.00	0.00	0.00	0.00	0.0%

Description	Resource Codes	Object Codes	Original Budget (A)	Board Approved Operating Budget (B)	Actuals To Date (C)	Projected Year Totals (D)	Difference (Col B & D) (E)	% Diff Column B & D (F)
CAPITAL OUTLAY								
Equipment		6400	0.00	0.00	0.00	0.00	0.00	0.0%
Equipment Replacement		6500	0.00	0.00	0.00	0.00	0.00	0.0%
Lease Assets		6600	0.00	0.00	0.00	0.00	0.00	0.0%
TOTAL, CAPITAL OUTLAY			0.00	0.00	0.00	0.00	0.00	0.0%
OTHER OUTGO - TRANSFERS OF INDIRECT COSTS								
Transfers of Indirect Costs - Interfund		7350	0.00	0.00	0.00	0.00	0.00	0.0%
TOTAL, OTHER OUTGO - TRANSFERS OF INDIRECT COSTS			0.00	0.00	0.00	0.00	0.00	0.0%
TOTAL, EXPENDITURES			0.00	0.00	0.00	0.00		
INTERFUND TRANSFERS								
INTERFUND TRANSFERS IN								
Other Authorized Interfund Transfers In		8919	0.00	0.00	0.00	0.00	0.00	0.0%
(a) TOTAL, INTERFUND TRANSFERS IN			0.00	0.00	0.00	0.00	0.00	0.0%
INTERFUND TRANSFERS OUT								
Other Authorized Interfund Transfers Out		7619	0.00	0.00	0.00	0.00	0.00	0.0%
(b) TOTAL, INTERFUND TRANSFERS OUT			0.00	0.00	0.00	0.00	0.00	0.0%
OTHER SOURCES/USES								
SOURCES								
Proceeds from Disposal of Capital Assets		8953	0.00	0.00	0.00	0.00	0.00	0.0%
Transfers from Funds of Lapsed/Reorganized LEAs		8965	0.00	0.00	0.00	0.00	0.00	0.0%
Proceeds from Leases		8972	0.00	0.00	0.00	0.00	0.00	0.0%
(c) TOTAL, SOURCES			0.00	0.00	0.00	0.00	0.00	0.0%
USES								
Transfers of Funds from Lapsed/Reorganized LEAs		7651	0.00	0.00	0.00	0.00	0.00	0.0%
(d) TOTAL, USES			0.00	0.00	0.00	0.00	0.00	0.0%
CONTRIBUTIONS								
Contributions from Unrestricted Revenues		8980	0.00	0.00	0.00	0.00	0.00	0.0%
Contributions from Restricted Revenues		8990	0.00	0.00	0.00	0.00	0.00	0.0%
(e) TOTAL, CONTRIBUTIONS			0.00	0.00	0.00	0.00	0.00	0.0%
TOTAL, OTHER FINANCING SOURCES/USES (a - b + c - d + e)			0.00	0.00	0.00	0.00		

Resource	Description	2021/22 Projected Year Totals
8210	Student Activity Funds	1,920,238.36
Total, Restricted Balance		1,920,238.36

Description	Resource Codes	Object Codes	Original Budget (A)	Board Approved Operating Budget (B)	Actuals To Date (C)	Projected Year Totals (D)	Difference (Col B & D) (E)	% Diff Column B & D (F)
A. REVENUES								
1) LCFF Sources		8010-8099	2,980,858.00	2,680,588.00	1,018,030.00	2,680,588.00	0.00	0.0%
2) Federal Revenue		8100-8299	116,427.00	0.00	0.00	0.00	0.00	0.0%
3) Other State Revenue		8300-8599	333,525.00	347,696.00	67,687.62	347,696.00	0.00	0.0%
4) Other Local Revenue		8600-8799	5,252.00	5,252.00	73.00	5,252.00	0.00	0.0%
5) TOTAL, REVENUES			3,436,062.00	3,033,536.00	1,085,790.62	3,033,536.00		
B. EXPENDITURES								
1) Certificated Salaries		1000-1999	1,462,348.00	1,540,779.00	421,174.93	1,540,779.00	0.00	0.0%
2) Classified Salaries		2000-2999	280,818.00	277,333.00	51,507.75	277,333.00	0.00	0.0%
3) Employee Benefits		3000-3999	879,732.00	925,440.00	171,450.80	925,440.00	0.00	0.0%
4) Books and Supplies		4000-4999	254,090.00	85,633.00	13,794.96	85,633.00	0.00	0.0%
5) Services and Other Operating Expenditures		5000-5999	457,070.00	501,851.00	65,974.02	501,851.00	0.00	0.0%
6) Capital Outlay		6000-6999	0.00	0.00	0.00	0.00	0.00	0.0%
7) Other Outgo (excluding Transfers of Indirect Costs)		7100-7299, 7400-7499	0.00	0.00	0.00	0.00	0.00	0.0%
8) Other Outgo - Transfers of Indirect Costs		7300-7399	9,638.00	6,604.00	0.00	6,604.00	0.00	0.0%
9) TOTAL, EXPENDITURES			3,343,696.00	3,337,640.00	723,902.46	3,337,640.00		
C. EXCESS (DEFICIENCY) OF REVENUES OVER EXPENDITURES BEFORE OTHER FINANCING SOURCES AND USES (A5 - B9)			92,366.00	(304,104.00)	361,888.16	(304,104.00)		
D. OTHER FINANCING SOURCES/USES								
1) Interfund Transfers								
a) Transfers In		8900-8929	0.00	0.00	0.00	0.00	0.00	0.0%
b) Transfers Out		7600-7629	237,324.00	237,824.00	207,792.09	237,824.00	0.00	0.0%
2) Other Sources/Uses								
a) Sources		8930-8979	0.00	0.00	0.00	0.00	0.00	0.0%
b) Uses		7630-7699	0.00	0.00	0.00	0.00	0.00	0.0%
3) Contributions		8980-8999	0.00	0.00	0.00	0.00	0.00	0.0%
4) TOTAL, OTHER FINANCING SOURCES/USES			(237,324.00)	(237,824.00)	(207,792.09)	(237,824.00)		

Description	Resource Codes	Object Codes	Original Budget (A)	Board Approved Operating Budget (B)	Actuals To Date (C)	Projected Year Totals (D)	Difference (Col B & D) (E)	% Diff Column B & D (F)
E. NET INCREASE (DECREASE) IN FUND BALANCE (C + D4)			(144,958.00)	(541,928.00)	154,096.07	(541,928.00)		
F. FUND BALANCE, RESERVES								
1) Beginning Fund Balance								
a) As of July 1 - Unaudited		9791	1,496,172.76	1,496,172.76		1,496,172.76	0.00	0.0%
b) Audit Adjustments		9793	0.00	0.00		0.00	0.00	0.0%
c) As of July 1 - Audited (F1a + F1b)			1,496,172.76	1,496,172.76		1,496,172.76		
d) Other Restatements		9795	0.00	0.00		0.00	0.00	0.0%
e) Adjusted Beginning Balance (F1c + F1d)			1,496,172.76	1,496,172.76		1,496,172.76		
2) Ending Balance, June 30 (E + F1e)			1,351,214.76	954,244.76		954,244.76		
Components of Ending Fund Balance								
a) Nonspendable								
Revolving Cash		9711	0.00	0.00		0.00		
Stores		9712	0.00	0.00		0.00		
Prepaid Items		9713	0.00	0.00		0.00		
All Others		9719	0.00	0.00		0.00		
b) Restricted		9740	235,204.18	235,204.18		235,204.18		
c) Committed								
Stabilization Arrangements		9750	0.00	0.00		0.00		
Other Commitments		9760	0.00	0.00		0.00		
d) Assigned								
Other Assignments		9780	1,116,010.58	719,040.58		719,040.58		
LCFF Revenue	0000	9780	*892,808.46*					
Reserve for Economic Uncertainties	0000	9780	*223,202.12*					
LCFF Revenue	0000	9780		*575,232.46*				
Reserve for Ecnomic Uncertainties	0000	9780		*143,808.12*				
LCFF Revenue	0000	9780				*575,232.46*		
Reserve for Economic Uncertainties	0000	9780				*143,808.12*		
e) Unassigned/Unappropriated								
Reserve for Economic Uncertainties		9789	0.00	0.00		0.00		
Unassigned/Unappropriated Amount		9790	0.00	0.00		0.00		

Description	Resource Codes	Object Codes	Original Budget (A)	Board Approved Operating Budget (B)	Actuals To Date (C)	Projected Year Totals (D)	Difference (Col B & D) (E)	% Diff Column B & D (F)
LCFF SOURCES								
Principal Apportionment								
State Aid - Current Year		8011	1,623,848.00	980,768.00	342,082.00	980,768.00	0.00	0.0%
Education Protection Account State Aid - Current Year		8012	652,552.00	800,496.00	199,962.00	800,496.00	0.00	0.0%
State Aid - Prior Years		8019	0.00	351,169.00	349,488.00	351,169.00	0.00	0.0%
LCFF Transfers								
Unrestricted LCFF Transfers - Current Year	0000	8091	0.00	0.00	0.00	0.00	0.00	0.0%
All Other LCFF Transfers - Current Year	All Other	8091	0.00	0.00	0.00	0.00	0.00	0.0%
Transfers to Charter Schools in Lieu of Property Taxes		8096	704,458.00	548,155.00	126,498.00	548,155.00	0.00	0.0%
Property Taxes Transfers		8097	0.00	0.00	0.00	0.00	0.00	0.0%
LCFF/Revenue Limit Transfers - Prior Years		8099	0.00	0.00	0.00	0.00	0.00	0.0%
TOTAL, LCFF SOURCES			2,980,858.00	2,680,588.00	1,018,030.00	2,680,588.00	0.00	0.0%
FEDERAL REVENUE								
Maintenance and Operations		8110	0.00	0.00	0.00	0.00	0.00	0.0%
Special Education Entitlement		8181	0.00	0.00	0.00	0.00	0.00	0.0%
Special Education Discretionary Grants		8182	0.00	0.00	0.00	0.00	0.00	0.0%
Child Nutrition Programs		8220	0.00	0.00	0.00	0.00	0.00	0.0%
Donated Food Commodities		8221	0.00	0.00	0.00	0.00	0.00	0.0%
Interagency Contracts Between LEAs		8285	0.00	0.00	0.00	0.00	0.00	0.0%
Title I, Part A, Basic	3010	8290	0.00	0.00	0.00	0.00	0.00	0.0%
Title I, Part D, Local Delinquent Programs	3025	8290	0.00	0.00	0.00	0.00	0.00	0.0%
Title II, Part A, Supporting Effective Instruction	4035	8290	0.00	0.00	0.00	0.00	0.00	0.0%
Title III, Part A, Immigrant Student Program	4201	8290	0.00	0.00	0.00	0.00	0.00	0.0%
Title III, Part A, English Learner Program	4203	8290	0.00	0.00	0.00	0.00	0.00	0.0%
Public Charter Schools Grant Program (PCSGP)	4610	8290	0.00	0.00	0.00	0.00	0.00	0.0%
Other NCLB / Every Student Succeeds Act	3040, 3045, 3060, 3061, 3150, 3155, 3180, 3182, 4037,4124, 4126, 4127, 4128, 5630	8290	116,427.00	0.00	0.00	0.00	0.00	0.0%
Career and Technical Education	3500-3599	8290	0.00	0.00	0.00	0.00	0.00	0.0%
All Other Federal Revenue	All Other	8290	0.00	0.00	0.00	0.00	0.00	0.0%
TOTAL, FEDERAL REVENUE			116,427.00	0.00	0.00	0.00	0.00	0.0%
OTHER STATE REVENUE								
Other State Apportionments								
Special Education Master Plan Current Year	6500	8311	119,747.00	134,647.00	49,818.00	134,647.00	0.00	0.0%
Prior Years	6500	8319	0.00	0.00	0.00	0.00	0.00	0.0%
All Other State Apportionments - Current Year	All Other	8311	0.00	0.00	0.00	0.00	0.00	0.0%
All Other State Apportionments - Prior Years	All Other	8319	0.00	0.00	0.00	0.00	0.00	0.0%
Child Nutrition Programs		8520	0.00	0.00	0.00	0.00	0.00	0.0%
Mandated Costs Reimbursements		8550	11,065.00	15,634.00	0.00	15,634.00	0.00	0.0%
Lottery - Unrestricted and Instructional Materials		8560	54,437.00	49,139.00	17,869.62	49,139.00	0.00	0.0%
After School Education and Safety (ASES)	6010	8590	0.00	0.00	0.00	0.00	0.00	0.0%

Description	Resource Codes	Object Codes	Original Budget (A)	Board Approved Operating Budget (B)	Actuals To Date (C)	Projected Year Totals (D)	Difference (Col B & D) (E)	% Diff Column B & D (F)
Charter School Facility Grant	6030	8590	0.00	0.00	0.00	0.00	0.00	0.0%
Drug/Alcohol/Tobacco Funds	6690, 6695	8590	0.00	0.00	0.00	0.00	0.00	0.0%
California Clean Energy Jobs Act	6230	8590	0.00	0.00	0.00	0.00	0.00	0.0%
Career Technical Education Incentive Grant Program	6387	8590	0.00	0.00	0.00	0.00	0.00	0.0%
Specialized Secondary	7370	8590	0.00	0.00	0.00	0.00	0.00	0.0%
All Other State Revenue	All Other	8590	148,276.00	148,276.00	0.00	148,276.00	0.00	0.0%
TOTAL, OTHER STATE REVENUE			333,525.00	347,696.00	67,687.62	347,696.00	0.00	0.0%
OTHER LOCAL REVENUE								
Sales								
Sale of Equipment/Supplies		8631	0.00	0.00	0.00	0.00	0.00	0.0%
Sale of Publications		8632	0.00	0.00	0.00	0.00	0.00	0.0%
Food Service Sales		8634	0.00	0.00	0.00	0.00	0.00	0.0%
All Other Sales		8639	0.00	0.00	0.00	0.00	0.00	0.0%
Leases and Rentals		8650	0.00	0.00	0.00	0.00	0.00	0.0%
Interest		8660	5,252.00	5,252.00	73.00	5,252.00	0.00	0.0%
Net Increase (Decrease) in the Fair Value of Investments		8662	0.00	0.00	0.00	0.00	0.00	0.0%
Fees and Contracts								
Child Development Parent Fees		8673	0.00	0.00	0.00	0.00	0.00	0.0%
Transportation Fees From Individuals		8675	0.00	0.00	0.00	0.00	0.00	0.0%
Interagency Services		8677	0.00	0.00	0.00	0.00	0.00	0.0%
All Other Fees and Contracts		8689	0.00	0.00	0.00	0.00	0.00	0.0%
Other Local Revenue								
All Other Local Revenue		8699	0.00	0.00	0.00	0.00	0.00	0.0%
Tuition		8710	0.00	0.00	0.00	0.00	0.00	0.0%
All Other Transfers In		8781-8783	0.00	0.00	0.00	0.00	0.00	0.0%
Transfers of Apportionments								
Special Education SELPA Transfers								
From Districts or Charter Schools	6500	8791	0.00	0.00	0.00	0.00	0.00	0.0%
From County Offices	6500	8792	0.00	0.00	0.00	0.00	0.00	0.0%
From JPAs	6500	8793	0.00	0.00	0.00	0.00	0.00	0.0%
Other Transfers of Apportionments								
From Districts or Charter Schools	All Other	8791	0.00	0.00	0.00	0.00	0.00	0.0%
From County Offices	All Other	8792	0.00	0.00	0.00	0.00	0.00	0.0%
From JPAs	All Other	8793	0.00	0.00	0.00	0.00	0.00	0.0%
All Other Transfers In from All Others		8799	0.00	0.00	0.00	0.00	0.00	0.0%
TOTAL, OTHER LOCAL REVENUE			5,252.00	5,252.00	73.00	5,252.00	0.00	0.0%
TOTAL, REVENUES			3,436,062.00	3,033,536.00	1,085,790.62	3,033,536.00		

Description	Resource Codes	Object Codes	Original Budget (A)	Board Approved Operating Budget (B)	Actuals To Date (C)	Projected Year Totals (D)	Difference (Col B & D) (E)	% Diff Column B & D (F)
CERTIFICATED SALARIES								
Certificated Teachers' Salaries		1100	1,010,630.00	1,114,931.00	295,080.32	1,114,931.00	0.00	0.0%
Certificated Pupil Support Salaries		1200	137,813.00	107,213.00	24,328.22	107,213.00	0.00	0.0%
Certificated Supervisors' and Administrators' Salaries		1300	251,674.00	256,404.00	85,468.00	256,404.00	0.00	0.0%
Other Certificated Salaries		1900	62,231.00	62,231.00	16,298.39	62,231.00	0.00	0.0%
TOTAL, CERTIFICATED SALARIES			1,462,348.00	1,540,779.00	421,174.93	1,540,779.00	0.00	0.0%
CLASSIFIED SALARIES								
Classified Instructional Salaries		2100	149,305.00	129,047.00	7,981.75	129,047.00	0.00	0.0%
Classified Support Salaries		2200	0.00	48,179.00	13,203.00	48,179.00	0.00	0.0%
Classified Supervisors' and Administrators' Salaries		2300	0.00	0.00	0.00	0.00	0.00	0.0%
Clerical, Technical and Office Salaries		2400	131,513.00	100,107.00	30,323.00	100,107.00	0.00	0.0%
Other Classified Salaries		2900	0.00	0.00	0.00	0.00	0.00	0.0%
TOTAL, CLASSIFIED SALARIES			280,818.00	277,333.00	51,507.75	277,333.00	0.00	0.0%
EMPLOYEE BENEFITS								
STRS		3101-3102	388,986.00	393,909.00	60,984.02	393,909.00	0.00	0.0%
PERS		3201-3202	58,258.00	106,239.00	25,142.31	106,239.00	0.00	0.0%
OASDI/Medicare/Alternative		3301-3302	42,718.00	53,854.00	13,497.40	53,854.00	0.00	0.0%
Health and Welfare Benefits		3401-3402	307,061.00	290,272.00	50,306.71	290,272.00	0.00	0.0%
Unemployment Insurance		3501-3502	18,252.00	8,689.00	2,368.55	8,689.00	0.00	0.0%
Workers' Compensation		3601-3602	34,906.00	33,304.00	9,473.89	33,304.00	0.00	0.0%
OPEB, Allocated		3701-3702	10,663.00	4,981.00	1,324.76	4,981.00	0.00	0.0%
OPEB, Active Employees		3751-3752	0.00	0.00	0.00	0.00	0.00	0.0%
Other Employee Benefits		3901-3902	18,888.00	34,192.00	8,353.16	34,192.00	0.00	0.0%
TOTAL, EMPLOYEE BENEFITS			879,732.00	925,440.00	171,450.80	925,440.00	0.00	0.0%
BOOKS AND SUPPLIES								
Approved Textbooks and Core Curricula Materials		4100	11,606.00	11,261.00	0.00	11,261.00	0.00	0.0%
Books and Other Reference Materials		4200	3,498.00	2,670.00	(173.70)	2,670.00	0.00	0.0%
Materials and Supplies		4300	226,512.00	59,228.00	12,651.10	59,228.00	0.00	0.0%
Noncapitalized Equipment		4400	12,474.00	12,474.00	1,317.56	12,474.00	0.00	0.0%
Food		4700	0.00	0.00	0.00	0.00	0.00	0.0%
TOTAL, BOOKS AND SUPPLIES			254,090.00	85,633.00	13,794.96	85,633.00	0.00	0.0%
SERVICES AND OTHER OPERATING EXPENDITURES								
Subagreements for Services		5100	0.00	0.00	0.00	0.00	0.00	0.0%
Travel and Conferences		5200	17,998.00	18,047.00	1,410.50	18,047.00	0.00	0.0%
Dues and Memberships		5300	2,593.00	2,593.00	1,212.10	2,593.00	0.00	0.0%
Insurance		5400-5450	0.00	0.00	0.00	0.00	0.00	0.0%
Operations and Housekeeping Services		5500	0.00	0.00	0.00	0.00	0.00	0.0%
Rentals, Leases, Repairs, and Noncapitalized Improvements		5600	1,176.00	1,176.00	0.00	1,176.00	0.00	0.0%
Transfers of Direct Costs		5710	0.00	0.00	0.00	0.00	0.00	0.0%
Transfers of Direct Costs - Interfund		5750	182,220.00	181,720.00	1,442.36	181,720.00	0.00	0.0%
Professional/Consulting Services and Operating Expenditures		5800	252,249.00	296,881.00	61,706.92	296,881.00	0.00	0.0%
Communications		5900	834.00	1,434.00	202.14	1,434.00	0.00	0.0%
TOTAL, SERVICES AND OTHER OPERATING EXPENDITURES			457,070.00	501,851.00	65,974.02	501,851.00	0.00	0.0%

Description	Resource Codes	Object Codes	Original Budget (A)	Board Approved Operating Budget (B)	Actuals To Date (C)	Projected Year Totals (D)	Difference (Col B & D) (E)	% Diff Column B & D (F)
CAPITAL OUTLAY								
Land		6100	0.00	0.00	0.00	0.00	0.00	0.0%
Land Improvements		6170	0.00	0.00	0.00	0.00	0.00	0.0%
Buildings and Improvements of Buildings		6200	0.00	0.00	0.00	0.00	0.00	0.0%
Books and Media for New School Libraries or Major Expansion of School Libraries		6300	0.00	0.00	0.00	0.00	0.00	0.0%
Equipment		6400	0.00	0.00	0.00	0.00	0.00	0.0%
Equipment Replacement		6500	0.00	0.00	0.00	0.00	0.00	0.0%
Lease Assets		6600	0.00	0.00	0.00	0.00	0.00	0.0%
TOTAL, CAPITAL OUTLAY			0.00	0.00	0.00	0.00	0.00	0.0%
OTHER OUTGO (excluding Transfers of Indirect Costs)								
Tuition								
Tuition for Instruction Under Interdistrict Attendance Agreements		7110	0.00	0.00	0.00	0.00	0.00	0.0%
Tuition, Excess Costs, and/or Deficit Payments								
Payments to Districts or Charter Schools		7141	0.00	0.00	0.00	0.00	0.00	0.0%
Payments to County Offices		7142	0.00	0.00	0.00	0.00	0.00	0.0%
Payments to JPAs		7143	0.00	0.00	0.00	0.00	0.00	0.0%
Other Transfers Out								
All Other Transfers		7281-7283	0.00	0.00	0.00	0.00	0.00	0.0%
All Other Transfers Out to All Others		7299	0.00	0.00	0.00	0.00	0.00	0.0%
Debt Service								
Debt Service - Interest		7438	0.00	0.00	0.00	0.00	0.00	0.0%
Other Debt Service - Principal		7439	0.00	0.00	0.00	0.00	0.00	0.0%
TOTAL, OTHER OUTGO (excluding Transfers of Indirect Costs)			0.00	0.00	0.00	0.00	0.00	0.0%
OTHER OUTGO - TRANSFERS OF INDIRECT COSTS								
Transfers of Indirect Costs		7310	0.00	0.00	0.00	0.00	0.00	0.0%
Transfers of Indirect Costs - Interfund		7350	9,638.00	6,604.00	0.00	6,604.00	0.00	0.0%
TOTAL, OTHER OUTGO - TRANSFERS OF INDIRECT COSTS			9,638.00	6,604.00	0.00	6,604.00	0.00	0.0%
TOTAL, EXPENDITURES			3,343,696.00	3,337,640.00	723,902.46	3,337,640.00		

Description	Resource Codes	Object Codes	Original Budget (A)	Board Approved Operating Budget (B)	Actuals To Date (C)	Projected Year Totals (D)	Difference (Col B & D) (E)	% Diff Column B & D (F)
INTERFUND TRANSFERS								
INTERFUND TRANSFERS IN								
Other Authorized Interfund Transfers In		8919	0.00	0.00	0.00	0.00	0.00	0.0%
(a) TOTAL, INTERFUND TRANSFERS IN			0.00	0.00	0.00	0.00	0.00	0.0%
INTERFUND TRANSFERS OUT								
Other Authorized Interfund Transfers Out		7619	237,324.00	237,824.00	207,792.09	237,824.00	0.00	0.0%
(b) TOTAL, INTERFUND TRANSFERS OUT			237,324.00	237,824.00	207,792.09	237,824.00	0.00	0.0%
OTHER SOURCES/USES								
SOURCES								
Other Sources								
Transfers from Funds of Lapsed/Reorganized LEAs		8965	0.00	0.00	0.00	0.00	0.00	0.0%
Long-Term Debt Proceeds								
Proceeds from Leases		8972	0.00	0.00	0.00	0.00	0.00	0.0%
All Other Financing Sources		8979	0.00	0.00	0.00	0.00	0.00	0.0%
(c) TOTAL, SOURCES			0.00	0.00	0.00	0.00	0.00	0.0%
USES								
Transfers of Funds from Lapsed/Reorganized LEAs		7651	0.00	0.00	0.00	0.00	0.00	0.0%
All Other Financing Uses		7699	0.00	0.00	0.00	0.00	0.00	0.0%
(d) TOTAL, USES			0.00	0.00	0.00	0.00	0.00	0.0%
CONTRIBUTIONS								
Contributions from Unrestricted Revenues		8980	0.00	0.00	0.00	0.00	0.00	0.0%
Contributions from Restricted Revenues		8990	0.00	0.00	0.00	0.00	0.00	0.0%
(e) TOTAL, CONTRIBUTIONS			0.00	0.00	0.00	0.00	0.00	0.0%
TOTAL, OTHER FINANCING SOURCES/USES (a - b + c - d + e)			(237,324.00)	(237,824.00)	(207,792.09)	(237,824.00)		

Resource	Description	2021/22 Projected Year Totals
6300	Lottery: Instructional Materials	23,273.21
7425	Expanded Learning Opportunities (ELO) Grant	91,225.00
7426	Expanded Learning Opportunities (ELO) Grant: Paraprofessi	9,802.00
9010	Other Restricted Local	110,903.97
Total, Restricted Balance		235,204.18

Description	Resource Codes	Object Codes	Original Budget (A)	Board Approved Operating Budget (B)	Actuals To Date (C)	Projected Year Totals (D)	Difference (Col B & D) (E)	% Diff Column B & D (F)
A. REVENUES								
1) LCFF Sources		8010-8099	0.00	0.00	0.00	0.00	0.00	0.0%
2) Federal Revenue		8100-8299	0.00	0.00	0.00	0.00	0.00	0.0%
3) Other State Revenue		8300-8599	4,970,677.00	5,434,089.00	2,052,993.50	5,434,089.00	0.00	0.0%
4) Other Local Revenue		8600-8799	0.00	0.00	0.00	0.00	0.00	0.0%
5) TOTAL, REVENUES			4,970,677.00	5,434,089.00	2,052,993.50	5,434,089.00		
B. EXPENDITURES								
1) Certificated Salaries		1000-1999	0.00	0.00	0.00	0.00	0.00	0.0%
2) Classified Salaries		2000-2999	0.00	0.00	0.00	0.00	0.00	0.0%
3) Employee Benefits		3000-3999	0.00	0.00	0.00	0.00	0.00	0.0%
4) Books and Supplies		4000-4999	0.00	0.00	0.00	0.00	0.00	0.0%
5) Services and Other Operating Expenditures		5000-5999	0.00	0.00	0.00	0.00	0.00	0.0%
6) Capital Outlay		6000-6999	0.00	0.00	0.00	0.00	0.00	0.0%
7) Other Outgo (excluding Transfers of Indirect Costs)		7100-7299, 7400-7499	4,970,677.00	5,434,089.00	1,492,734.00	5,434,089.00	0.00	0.0%
8) Other Outgo - Transfers of Indirect Costs		7300-7399	0.00	0.00	0.00	0.00	0.00	0.0%
9) TOTAL, EXPENDITURES			4,970,677.00	5,434,089.00	1,492,734.00	5,434,089.00		
C. EXCESS (DEFICIENCY) OF REVENUES OVER EXPENDITURES BEFORE OTHER FINANCING SOURCES AND USES (A5 - B9)			0.00	0.00	560,259.50	0.00		
D. OTHER FINANCING SOURCES/USES								
1) Interfund Transfers								
a) Transfers In		8900-8929	0.00	0.00	0.00	0.00	0.00	0.0%
b) Transfers Out		7600-7629	0.00	0.00	0.00	0.00	0.00	0.0%
2) Other Sources/Uses								
a) Sources		8930-8979	0.00	0.00	0.00	0.00	0.00	0.0%
b) Uses		7630-7699	0.00	0.00	0.00	0.00	0.00	0.0%
3) Contributions		8980-8999	0.00	0.00	0.00	0.00	0.00	0.0%
4) TOTAL, OTHER FINANCING SOURCES/USES			0.00	0.00	0.00	0.00		

Description	Resource Codes	Object Codes	Original Budget (A)	Board Approved Operating Budget (B)	Actuals To Date (C)	Projected Year Totals (D)	Difference (Col B & D) (E)	% Diff Column B & D (F)
E. NET INCREASE (DECREASE) IN FUND BALANCE (C + D4)			0.00	0.00	560,259.50	0.00		
F. FUND BALANCE, RESERVES								
1) Beginning Fund Balance								
a) As of July 1 - Unaudited		9791	0.00	0.00		0.00	0.00	0.0%
b) Audit Adjustments		9793	0.00	0.00		0.00	0.00	0.0%
c) As of July 1 - Audited (F1a + F1b)			0.00	0.00		0.00		
d) Other Restatements		9795	0.00	0.00		0.00	0.00	0.0%
e) Adjusted Beginning Balance (F1c + F1d)			0.00	0.00		0.00		
2) Ending Balance, June 30 (E + F1e)			0.00	0.00		0.00		
Components of Ending Fund Balance								
a) Nonspendable								
Revolving Cash		9711	0.00	0.00		0.00		
Stores		9712	0.00	0.00		0.00		
Prepaid Items		9713	0.00	0.00		0.00		
All Others		9719	0.00	0.00		0.00		
b) Restricted		9740	0.00	0.00		0.00		
c) Committed								
Stabilization Arrangements		9750	0.00	0.00		0.00		
Other Commitments		9760	0.00	0.00		0.00		
d) Assigned								
Other Assignments		9780	0.00	0.00		0.00		
e) Unassigned/Unappropriated								
Reserve for Economic Uncertainties		9789	0.00	0.00		0.00		
Unassigned/Unappropriated Amount		9790	0.00	0.00		0.00		

Description	Resource Codes	Object Codes	Original Budget (A)	Board Approved Operating Budget (B)	Actuals To Date (C)	Projected Year Totals (D)	Difference (Col B & D) (E)	% Diff Column B & D (F)
LCFF SOURCES								
LCFF Transfers								
Property Taxes Transfers		8097	0.00	0.00	0.00	0.00	0.00	0.0%
TOTAL, LCFF SOURCES			0.00	0.00	0.00	0.00	0.00	0.0%
FEDERAL REVENUE								
Pass-Through Revenues From Federal Sources		8287	0.00	0.00	0.00	0.00	0.00	0.0%
TOTAL, FEDERAL REVENUE			0.00	0.00	0.00	0.00	0.00	0.0%
OTHER STATE REVENUE								
Other State Apportionments								
Special Education Master Plan Current Year	6500	8311	4,602,188.00	5,050,676.00	1,868,749.00	5,050,676.00	0.00	0.0%
Prior Years	6500	8319	0.00	0.00	0.00	0.00	0.00	0.0%
All Other State Apportionments - Current Year	All Other	8311	0.00	0.00	0.00	0.00	0.00	0.0%
All Other State Apportionments - Prior Years	All Other	8319	0.00	0.00	0.00	0.00	0.00	0.0%
Pass-Through Revenues from State Sources		8587	368,489.00	383,413.00	184,244.50	383,413.00	0.00	0.0%
TOTAL, OTHER STATE REVENUE			4,970,677.00	5,434,089.00	2,052,993.50	5,434,089.00	0.00	0.0%
OTHER LOCAL REVENUE								
Interest		8660	0.00	0.00	0.00	0.00	0.00	0.0%
Net Increase (Decrease) in the Fair Value of Investments		8662	0.00	0.00	0.00	0.00	0.00	0.0%
Other Local Revenue								
Pass-Through Revenues From Local Sources		8697	0.00	0.00	0.00	0.00	0.00	0.0%
Transfers of Apportionments								
From Districts or Charter Schools		8791	0.00	0.00	0.00	0.00	0.00	0.0%
From County Offices		8792	0.00	0.00	0.00	0.00	0.00	0.0%
From JPAs		8793	0.00	0.00	0.00	0.00	0.00	0.0%
TOTAL, OTHER LOCAL REVENUE			0.00	0.00	0.00	0.00	0.00	0.0%
TOTAL, REVENUES			4,970,677.00	5,434,089.00	2,052,993.50	5,434,089.00		
OTHER OUTGO (excluding Transfers of Indirect Costs)								
Other Transfers Out								
Transfers of Pass-Through Revenues To Districts or Charter Schools		7211	368,489.00	383,413.00	0.00	383,413.00	0.00	0.0%
To County Offices		7212	0.00	0.00	0.00	0.00	0.00	0.0%
To JPAs		7213	0.00	0.00	0.00	0.00	0.00	0.0%
Special Education SELPA Transfers of Apportionments To Districts or Charter Schools	6500	7221	4,602,188.00	5,050,676.00	1,492,734.00	5,050,676.00	0.00	0.0%
To County Offices	6500	7222	0.00	0.00	0.00	0.00	0.00	0.0%
To JPAs	6500	7223	0.00	0.00	0.00	0.00	0.00	0.0%
Other Transfers of Apportionments	All Other	7221-7223	0.00	0.00	0.00	0.00	0.00	0.0%
All Other Transfers		7281-7283	0.00	0.00	0.00	0.00	0.00	0.0%
All Other Transfers Out to All Others		7299	0.00	0.00	0.00	0.00	0.00	0.0%
TOTAL, OTHER OUTGO (excluding Transfers of Indirect Costs)			4,970,677.00	5,434,089.00	1,492,734.00	5,434,089.00	0.00	0.0%
TOTAL, EXPENDITURES			4,970,677.00	5,434,089.00	1,492,734.00	5,434,089.00		

Resource	Description	2021/22 Projected Year Totals
Total, Restricted Balance		0.00

Description	Resource Codes	Object Codes	Original Budget (A)	Board Approved Operating Budget (B)	Actuals To Date (C)	Projected Year Totals (D)	Difference (Col B & D) (E)	% Diff Column B & D (F)
A. REVENUES								
1) LCFF Sources		8010-8099	0.00	0.00	0.00	0.00	0.00	0.0%
2) Federal Revenue		8100-8299	413,613.00	440,319.00	0.00	440,319.00	0.00	0.0%
3) Other State Revenue		8300-8599	2,927,372.00	3,266,892.00	329,370.00	3,266,892.00	0.00	0.0%
4) Other Local Revenue		8600-8799	156,000.00	156,000.00	15,637.09	156,000.00	0.00	0.0%
5) TOTAL, REVENUES			3,496,985.00	3,863,211.00	345,007.09	3,863,211.00		
B. EXPENDITURES								
1) Certificated Salaries		1000-1999	1,089,560.00	1,118,048.00	296,659.53	1,118,048.00	0.00	0.0%
2) Classified Salaries		2000-2999	311,649.00	305,392.00	81,629.55	305,392.00	0.00	0.0%
3) Employee Benefits		3000-3999	697,611.00	679,372.00	115,672.93	679,372.00	0.00	0.0%
4) Books and Supplies		4000-4999	212,751.00	438,185.00	44,945.99	438,185.00	0.00	0.0%
5) Services and Other Operating Expenditures		5000-5999	1,029,113.00	1,155,086.00	205,169.41	1,155,086.00	0.00	0.0%
6) Capital Outlay		6000-6999	0.00	0.00	0.00	0.00	0.00	0.0%
7) Other Outgo (excluding Transfers of Indirect Costs)		7100-7299, 7400-7499	0.00	0.00	0.00	0.00	0.00	0.0%
8) Other Outgo - Transfers of Indirect Costs		7300-7399	56,825.00	67,652.00	0.00	67,652.00	0.00	0.0%
9) TOTAL, EXPENDITURES			3,397,509.00	3,763,735.00	744,077.41	3,763,735.00		
C. EXCESS (DEFICIENCY) OF REVENUES OVER EXPENDITURES BEFORE OTHER FINANCING SOURCES AND USES (A5 - B9)			99,476.00	99,476.00	(399,070.32)	99,476.00		
D. OTHER FINANCING SOURCES/USES								
1) Interfund Transfers								
a) Transfers In		8900-8929	0.00	0.00	0.00	0.00	0.00	0.0%
b) Transfers Out		7600-7629	93,476.00	93,476.00	93,476.00	93,476.00	0.00	0.0%
2) Other Sources/Uses								
a) Sources		8930-8979	0.00	0.00	0.00	0.00	0.00	0.0%
b) Uses		7630-7699	0.00	0.00	0.00	0.00	0.00	0.0%
3) Contributions		8980-8999	0.00	0.00	0.00	0.00	0.00	0.0%
4) TOTAL, OTHER FINANCING SOURCES/USES			(93,476.00)	(93,476.00)	(93,476.00)	(93,476.00)		

Description	Resource Codes	Object Codes	Original Budget (A)	Board Approved Operating Budget (B)	Actuals To Date (C)	Projected Year Totals (D)	Difference (Col B & D) (E)	% Diff Column B & D (F)
E. NET INCREASE (DECREASE) IN FUND BALANCE (C + D4)			6,000.00	6,000.00	(492,546.32)	6,000.00		
F. FUND BALANCE, RESERVES								
1) Beginning Fund Balance								
a) As of July 1 - Unaudited		9791	2,288,486.70	2,288,486.70		2,288,486.70	0.00	0.0%
b) Audit Adjustments		9793	0.00	0.00		0.00	0.00	0.0%
c) As of July 1 - Audited (F1a + F1b)			2,288,486.70	2,288,486.70		2,288,486.70		
d) Other Restatements		9795	0.00	0.00		0.00	0.00	0.0%
e) Adjusted Beginning Balance (F1c + F1d)			2,288,486.70	2,288,486.70		2,288,486.70		
2) Ending Balance, June 30 (E + F1e)			2,294,486.70	2,294,486.70		2,294,486.70		
Components of Ending Fund Balance								
a) Nonspendable								
Revolving Cash		9711	0.00	0.00		0.00		
Stores		9712	0.00	0.00		0.00		
Prepaid Items		9713	0.00	0.00		0.00		
All Others		9719	0.00	0.00		0.00		
b) Restricted		9740	2,243,716.72	2,243,716.72		2,243,716.72		
c) Committed								
Stabilization Arrangements		9750	0.00	0.00		0.00		
Other Commitments		9760	0.00	0.00		0.00		
d) Assigned								
Other Assignments		9780	50,769.98	50,769.98		50,769.98		
Other Assignments	0000	9780	*50,769.98*					
Other Assignments	0000	9780		*50,769.98*				
Other Assignments	0000	9780				*50,769.98*		
e) Unassigned/Unappropriated								
Reserve for Economic Uncertainties		9789	0.00	0.00		0.00		
Unassigned/Unappropriated Amount		9790	0.00	0.00		0.00		

Description	Resource Codes	Object Codes	Original Budget (A)	Board Approved Operating Budget (B)	Actuals To Date (C)	Projected Year Totals (D)	Difference (Col B & D) (E)	% Diff Column B & D (F)
LCFF SOURCES								
LCFF Transfers								
LCFF Transfers - Current Year		8091	0.00	0.00	0.00	0.00	0.00	0.0%
LCFF/Revenue Limit Transfers - Prior Years		8099	0.00	0.00	0.00	0.00	0.00	0.0%
TOTAL, LCFF SOURCES			0.00	0.00	0.00	0.00	0.00	0.0%
FEDERAL REVENUE								
Interagency Contracts Between LEAs		8285	0.00	0.00	0.00	0.00	0.00	0.0%
Pass-Through Revenues From Federal Sources		8287	0.00	0.00	0.00	0.00	0.00	0.0%
Career and Technical Education	3500-3599	8290	7,181.00	12,075.00	0.00	12,075.00	0.00	0.0%
All Other Federal Revenue	All Other	8290	406,432.00	428,244.00	0.00	428,244.00	0.00	0.0%
TOTAL, FEDERAL REVENUE			413,613.00	440,319.00	0.00	440,319.00	0.00	0.0%
OTHER STATE REVENUE								
Other State Apportionments								
All Other State Apportionments - Current Year		8311	824,513.00	866,762.00	329,370.00	866,762.00	0.00	0.0%
All Other State Apportionments - Prior Years		8319	0.00	0.00	0.00	0.00	0.00	0.0%
Pass-Through Revenues from State Sources		8587	0.00	0.00	0.00	0.00	0.00	0.0%
Adult Education Program	6391	8590	1,663,611.00	1,960,882.00	0.00	1,960,882.00	0.00	0.0%
All Other State Revenue	All Other	8590	439,248.00	439,248.00	0.00	439,248.00	0.00	0.0%
TOTAL, OTHER STATE REVENUE			2,927,372.00	3,266,892.00	329,370.00	3,266,892.00	0.00	0.0%
OTHER LOCAL REVENUE								
Sales								
Sale of Equipment/Supplies		8631	0.00	0.00	0.00	0.00	0.00	0.0%
Leases and Rentals		8650	0.00	0.00	0.00	0.00	0.00	0.0%
Interest		8660	6,000.00	6,000.00	100.00	6,000.00	0.00	0.0%
Net Increase (Decrease) in the Fair Value of Investments		8662	0.00	0.00	0.00	0.00	0.00	0.0%
Fees and Contracts								
Adult Education Fees		8671	150,000.00	150,000.00	15,537.09	150,000.00	0.00	0.0%
Interagency Services		8677	0.00	0.00	0.00	0.00	0.00	0.0%
Other Local Revenue								
All Other Local Revenue		8699	0.00	0.00	0.00	0.00	0.00	0.0%
Tuition		8710	0.00	0.00	0.00	0.00	0.00	0.0%
TOTAL, OTHER LOCAL REVENUE			156,000.00	156,000.00	15,637.09	156,000.00	0.00	0.0%
TOTAL, REVENUES			3,496,985.00	3,863,211.00	345,007.09	3,863,211.00		

Description	Resource Codes	Object Codes	Original Budget (A)	Board Approved Operating Budget (B)	Actuals To Date (C)	Projected Year Totals (D)	Difference (Col B & D) (E)	% Diff Column B & D (F)
CERTIFICATED SALARIES								
Certificated Teachers' Salaries		1100	632,398.00	721,572.00	181,352.24	721,572.00	0.00	0.0%
Certificated Pupil Support Salaries		1200	29,310.00	33,572.00	7,252.69	33,572.00	0.00	0.0%
Certificated Supervisors' and Administrators' Salaries		1300	278,196.00	269,909.00	73,084.95	269,909.00	0.00	0.0%
Other Certificated Salaries		1900	149,656.00	92,995.00	34,969.65	92,995.00	0.00	0.0%
TOTAL, CERTIFICATED SALARIES			1,089,560.00	1,118,048.00	296,659.53	1,118,048.00	0.00	0.0%
CLASSIFIED SALARIES								
Classified Instructional Salaries		2100	102,882.00	97,519.00	20,654.18	97,519.00	0.00	0.0%
Classified Support Salaries		2200	0.00	12,000.00	9,477.51	12,000.00	0.00	0.0%
Classified Supervisors' and Administrators' Salaries		2300	0.00	0.00	0.00	0.00	0.00	0.0%
Clerical, Technical and Office Salaries		2400	196,767.00	195,873.00	51,497.86	195,873.00	0.00	0.0%
Other Classified Salaries		2900	12,000.00	0.00	0.00	0.00	0.00	0.0%
TOTAL, CLASSIFIED SALARIES			311,649.00	305,392.00	81,629.55	305,392.00	0.00	0.0%
EMPLOYEE BENEFITS								
STRS		3101-3102	288,452.00	290,950.00	38,091.66	290,950.00	0.00	0.0%
PERS		3201-3202	65,656.00	63,579.00	15,204.49	63,579.00	0.00	0.0%
OASDI/Medicare/Alternative		3301-3302	39,020.00	38,743.00	10,215.40	38,743.00	0.00	0.0%
Health and Welfare Benefits		3401-3402	215,242.00	193,735.00	29,586.42	193,735.00	0.00	0.0%
Unemployment Insurance		3501-3502	17,239.00	10,720.00	1,899.23	10,720.00	0.00	0.0%
Workers' Compensation		3601-3602	28,024.00	29,544.00	7,596.27	29,544.00	0.00	0.0%
OPEB, Allocated		3701-3702	28,421.00	29,553.00	7,625.63	29,553.00	0.00	0.0%
OPEB, Active Employees		3751-3752	0.00	0.00	0.00	0.00	0.00	0.0%
Other Employee Benefits		3901-3902	15,557.00	22,548.00	5,453.83	22,548.00	0.00	0.0%
TOTAL, EMPLOYEE BENEFITS			697,611.00	679,372.00	115,672.93	679,372.00	0.00	0.0%
BOOKS AND SUPPLIES								
Approved Textbooks and Core Curricula Materials		4100	0.00	0.00	0.00	0.00	0.00	0.0%
Books and Other Reference Materials		4200	16,633.00	15,142.00	3,157.34	15,142.00	0.00	0.0%
Materials and Supplies		4300	182,262.00	383,489.00	28,783.33	383,489.00	0.00	0.0%
Noncapitalized Equipment		4400	13,856.00	39,554.00	13,005.32	39,554.00	0.00	0.0%
TOTAL, BOOKS AND SUPPLIES			212,751.00	438,185.00	44,945.99	438,185.00	0.00	0.0%

Description	Resource Codes	Object Codes	Original Budget (A)	Board Approved Operating Budget (B)	Actuals To Date (C)	Projected Year Totals (D)	Difference (Col B & D) (E)	% Diff Column B & D (F)
SERVICES AND OTHER OPERATING EXPENDITURES								
Subagreements for Services		5100	10,000.00	10,000.00	0.00	10,000.00	0.00	0.0%
Travel and Conferences		5200	2,563.00	32,152.00	0.00	32,152.00	0.00	0.0%
Dues and Memberships		5300	2,120.00	2,320.00	750.00	2,320.00	0.00	0.0%
Insurance		5400-5450	0.00	0.00	0.00	0.00	0.00	0.0%
Operations and Housekeeping Services		5500	0.00	0.00	0.00	0.00	0.00	0.0%
Rentals, Leases, Repairs, and Noncapitalized Improvements		5600	6,415.00	11,212.00	4,796.67	11,212.00	0.00	0.0%
Transfers of Direct Costs		5710	0.00	0.00	0.00	0.00	0.00	0.0%
Transfers of Direct Costs - Interfund		5750	104,492.00	104,396.00	104,396.00	104,396.00	0.00	0.0%
Professional/Consulting Services and Operating Expenditures		5800	877,523.00	969,006.00	84,105.20	969,006.00	0.00	0.0%
Communications		5900	26,000.00	26,000.00	11,121.54	26,000.00	0.00	0.0%
TOTAL, SERVICES AND OTHER OPERATING EXPENDITURES			1,029,113.00	1,155,086.00	205,169.41	1,155,086.00	0.00	0.0%
CAPITAL OUTLAY								
Land		6100	0.00	0.00	0.00	0.00	0.00	0.0%
Land Improvements		6170	0.00	0.00	0.00	0.00	0.00	0.0%
Buildings and Improvements of Buildings		6200	0.00	0.00	0.00	0.00	0.00	0.0%
Equipment		6400	0.00	0.00	0.00	0.00	0.00	0.0%
Equipment Replacement		6500	0.00	0.00	0.00	0.00	0.00	0.0%
Lease Assets		6600	0.00	0.00	0.00	0.00	0.00	0.0%
TOTAL, CAPITAL OUTLAY			0.00	0.00	0.00	0.00	0.00	0.0%
OTHER OUTGO (excluding Transfers of Indirect Costs)								
Tuition								
Tuition, Excess Costs, and/or Deficit Payments								
Payments to Districts or Charter Schools		7141	0.00	0.00	0.00	0.00	0.00	0.0%
Payments to County Offices		7142	0.00	0.00	0.00	0.00	0.00	0.0%
Payments to JPAs		7143	0.00	0.00	0.00	0.00	0.00	0.0%
Other Transfers Out								
Transfers of Pass-Through Revenues								
To Districts or Charter Schools		7211	0.00	0.00	0.00	0.00	0.00	0.0%
To County Offices		7212	0.00	0.00	0.00	0.00	0.00	0.0%
To JPAs		7213	0.00	0.00	0.00	0.00	0.00	0.0%
Debt Service								
Debt Service - Interest		7438	0.00	0.00	0.00	0.00	0.00	0.0%
Other Debt Service - Principal		7439	0.00	0.00	0.00	0.00	0.00	0.0%
TOTAL, OTHER OUTGO (excluding Transfers of Indirect Costs)			0.00	0.00	0.00	0.00	0.00	0.0%
OTHER OUTGO - TRANSFERS OF INDIRECT COSTS								
Transfers of Indirect Costs - Interfund		7350	56,825.00	67,652.00	0.00	67,652.00	0.00	0.0%
TOTAL, OTHER OUTGO - TRANSFERS OF INDIRECT COSTS			56,825.00	67,652.00	0.00	67,652.00	0.00	0.0%
TOTAL, EXPENDITURES			3,397,509.00	3,763,735.00	744,077.41	3,763,735.00		

Description	Resource Codes	Object Codes	Original Budget (A)	Board Approved Operating Budget (B)	Actuals To Date (C)	Projected Year Totals (D)	Difference (Col B & D) (E)	% Diff Column B & D (F)
INTERFUND TRANSFERS								
INTERFUND TRANSFERS IN								
Other Authorized Interfund Transfers In		8919	0.00	0.00	0.00	0.00	0.00	0.0%
(a) TOTAL, INTERFUND TRANSFERS IN			0.00	0.00	0.00	0.00	0.00	0.0%
INTERFUND TRANSFERS OUT								
To: State School Building Fund/ County School Facilities Fund		7613	0.00	0.00	0.00	0.00	0.00	0.0%
Other Authorized Interfund Transfers Out		7619	93,476.00	93,476.00	93,476.00	93,476.00	0.00	0.0%
(b) TOTAL, INTERFUND TRANSFERS OUT			93,476.00	93,476.00	93,476.00	93,476.00	0.00	0.0%
OTHER SOURCES/USES								
SOURCES								
Other Sources								
Transfers from Funds of Lapsed/Reorganized LEAs		8965	0.00	0.00	0.00	0.00	0.00	0.0%
Long-Term Debt Proceeds								
Proceeds from Certificates of Participation		8971	0.00	0.00	0.00	0.00	0.00	0.0%
Proceeds from Leases		8972	0.00	0.00	0.00	0.00	0.00	0.0%
All Other Financing Sources		8979	0.00	0.00	0.00	0.00	0.00	0.0%
(c) TOTAL, SOURCES			0.00	0.00	0.00	0.00	0.00	0.0%
USES								
Transfers of Funds from Lapsed/Reorganized LEAs		7651	0.00	0.00	0.00	0.00	0.00	0.0%
All Other Financing Uses		7699	0.00	0.00	0.00	0.00	0.00	0.0%
(d) TOTAL, USES			0.00	0.00	0.00	0.00	0.00	0.0%
CONTRIBUTIONS								
Contributions from Unrestricted Revenues		8980	0.00	0.00	0.00	0.00	0.00	0.0%
Contributions from Restricted Revenues		8990	0.00	0.00	0.00	0.00	0.00	0.0%
(e) TOTAL, CONTRIBUTIONS			0.00	0.00	0.00	0.00	0.00	0.0%
TOTAL, OTHER FINANCING SOURCES/USES (a - b + c - d + e)			(93,476.00)	(93,476.00)	(93,476.00)	(93,476.00)		

Resource	Description	2021/22 Projected Year Totals
6371	CalWORKs for ROCP or Adult Education	1,297,601.00
6391	Adult Education Program	728,235.63
9010	Other Restricted Local	217,880.09
Total, Restricted Balance		2,243,716.72

Description	Resource Codes	Object Codes	Original Budget (A)	Board Approved Operating Budget (B)	Actuals To Date (C)	Projected Year Totals (D)	Difference (Col B & D) (E)	% Diff Column B & D (F)
A. REVENUES								
1) LCFF Sources		8010-8099	0.00	0.00	0.00	0.00	0.00	0.0%
2) Federal Revenue		8100-8299	13,282,868.00	16,726,168.00	3,736,039.61	16,726,168.00	0.00	0.0%
3) Other State Revenue		8300-8599	4,655,252.00	5,101,592.00	1,757,815.52	5,101,592.00	0.00	0.0%
4) Other Local Revenue		8600-8799	2,229,165.00	4,679,383.00	1,405,959.71	4,679,383.00	0.00	0.0%
5) TOTAL, REVENUES			20,167,285.00	26,507,143.00	6,899,814.84	26,507,143.00		
B. EXPENDITURES								
1) Certificated Salaries		1000-1999	8,764,435.00	8,658,248.00	2,601,103.56	8,658,248.00	0.00	0.0%
2) Classified Salaries		2000-2999	4,579,317.00	4,691,409.00	1,361,424.86	4,691,409.00	0.00	0.0%
3) Employee Benefits		3000-3999	8,943,148.00	8,648,756.00	1,730,871.03	8,648,756.00	0.00	0.0%
4) Books and Supplies		4000-4999	1,366,062.00	5,670,874.00	1,849,867.90	5,670,874.00	0.00	0.0%
5) Services and Other Operating Expenditures		5000-5999	264,344.00	512,002.00	120,978.09	512,002.00	0.00	0.0%
6) Capital Outlay		6000-6999	0.00	0.00	0.00	0.00	0.00	0.0%
7) Other Outgo (excluding Transfers of Indirect Costs)		7100-7299, 7400-7499	0.00	0.00	0.00	0.00	0.00	0.0%
8) Other Outgo - Transfers of Indirect Costs		7300-7399	852,124.00	864,513.00	258,825.07	864,513.00	0.00	0.0%
9) TOTAL, EXPENDITURES			24,769,430.00	29,045,802.00	7,923,070.51	29,045,802.00		
C. EXCESS (DEFICIENCY) OF REVENUES OVER EXPENDITURES BEFORE OTHER FINANCING SOURCES AND USES (A5 - B9)			(4,602,145.00)	(2,538,659.00)	(1,023,255.67)	(2,538,659.00)		
D. OTHER FINANCING SOURCES/USES								
1) Interfund Transfers								
a) Transfers In		8900-8929	4,469,893.00	0.00	0.00	0.00	0.00	0.0%
b) Transfers Out		7600-7629	0.00	0.00	0.00	0.00	0.00	0.0%
2) Other Sources/Uses								
a) Sources		8930-8979	0.00	0.00	0.00	0.00	0.00	0.0%
b) Uses		7630-7699	0.00	0.00	0.00	0.00	0.00	0.0%
3) Contributions		8980-8999	0.00	0.00	0.00	0.00	0.00	0.0%
4) TOTAL, OTHER FINANCING SOURCES/USES			4,469,893.00	0.00	0.00	0.00		

Description	Resource Codes	Object Codes	Original Budget (A)	Board Approved Operating Budget (B)	Actuals To Date (C)	Projected Year Totals (D)	Difference (Col B & D) (E)	% Diff Column B & D (F)
E. NET INCREASE (DECREASE) IN FUND BALANCE (C + D4)			(132,252.00)	(2,538,659.00)	(1,023,255.67)	(2,538,659.00)		
F. FUND BALANCE, RESERVES								
1) Beginning Fund Balance								
a) As of July 1 - Unaudited		9791	4,285,226.94	4,285,226.94		4,285,226.94	0.00	0.0%
b) Audit Adjustments		9793	0.00	0.00		0.00	0.00	0.0%
c) As of July 1 - Audited (F1a + F1b)			4,285,226.94	4,285,226.94		4,285,226.94		
d) Other Restatements		9795	0.00	0.00		0.00	0.00	0.0%
e) Adjusted Beginning Balance (F1c + F1d)			4,285,226.94	4,285,226.94		4,285,226.94		
2) Ending Balance, June 30 (E + F1e)			4,152,974.94	1,746,567.94		1,746,567.94		
Components of Ending Fund Balance								
a) Nonspendable								
Revolving Cash		9711	0.00	0.00		0.00		
Stores		9712	0.00	0.00		0.00		
Prepaid Items		9713	0.00	0.00		0.00		
All Others		9719	0.00	0.00		0.00		
b) Restricted		9740	3,554,366.38	1,195,710.38		1,195,710.38		
c) Committed								
Stabilization Arrangements		9750	0.00	0.00		0.00		
Other Commitments		9760	0.00	0.00		0.00		
d) Assigned								
Other Assignments		9780	598,608.56	550,857.56		550,857.56		
Reserve for Economic Uncertainties	0000	9780	*598,608.56*					
Reserve for Economic Uncertainties	0000	9780		*550,857.56*				
Reserve for Economic Uncertainties	0000	9780				*550,857.56*		
e) Unassigned/Unappropriated								
Reserve for Economic Uncertainties		9789	0.00	0.00		0.00		
Unassigned/Unappropriated Amount		9790	0.00	0.00		0.00		

Description	Resource Codes	Object Codes	Original Budget (A)	Board Approved Operating Budget (B)	Actuals To Date (C)	Projected Year Totals (D)	Difference (Col B & D) (E)	% Diff Column B & D (F)
FEDERAL REVENUE								
Child Nutrition Programs		8220	462,777.00	462,777.00	31,875.65	462,777.00	0.00	0.0%
Interagency Contracts Between LEAs		8285	0.00	0.00	0.00	0.00	0.00	0.0%
Title I, Part A, Basic	3010	8290	0.00	0.00	0.00	0.00	0.00	0.0%
All Other Federal Revenue	All Other	8290	12,820,091.00	16,263,391.00	3,704,163.96	16,263,391.00	0.00	0.0%
TOTAL, FEDERAL REVENUE			13,282,868.00	16,726,168.00	3,736,039.61	16,726,168.00	0.00	0.0%
OTHER STATE REVENUE								
Child Nutrition Programs		8520	25,406.00	25,406.00	1,824.52	25,406.00	0.00	0.0%
Child Development Apportionments		8530	0.00	0.00	0.00	0.00	0.00	0.0%
Pass-Through Revenues from State Sources		8587	0.00	0.00	0.00	0.00	0.00	0.0%
State Preschool	6105	8590	3,774,789.00	4,221,129.00	1,755,991.00	4,221,129.00	0.00	0.0%
All Other State Revenue	All Other	8590	855,057.00	855,057.00	0.00	855,057.00	0.00	0.0%
TOTAL, OTHER STATE REVENUE			4,655,252.00	5,101,592.00	1,757,815.52	5,101,592.00	0.00	0.0%
OTHER LOCAL REVENUE								
Sales								
Sale of Equipment/Supplies		8631	0.00	0.00	0.00	0.00	0.00	0.0%
Food Service Sales		8634	0.00	0.00	0.00	0.00	0.00	0.0%
Interest		8660	12,754.00	12,754.00	226.00	12,754.00	0.00	0.0%
Net Increase (Decrease) in the Fair Value of Investments		8662	0.00	0.00	0.00	0.00	0.00	0.0%
Fees and Contracts								
Child Development Parent Fees		8673	1,800,260.00	3,856,735.00	882,343.56	3,856,735.00	0.00	0.0%
Interagency Services		8677	0.00	0.00	0.00	0.00	0.00	0.0%
All Other Fees and Contracts		8689	0.00	0.00	0.00	0.00	0.00	0.0%
Other Local Revenue								
All Other Local Revenue		8699	416,151.00	809,894.00	523,390.15	809,894.00	0.00	0.0%
All Other Transfers In from All Others		8799	0.00	0.00	0.00	0.00	0.00	0.0%
TOTAL, OTHER LOCAL REVENUE			2,229,165.00	4,679,383.00	1,405,959.71	4,679,383.00	0.00	0.0%
TOTAL, REVENUES			20,167,285.00	26,507,143.00	6,899,814.84	26,507,143.00		

Description	Resource Codes	Object Codes	Original Budget (A)	Board Approved Operating Budget (B)	Actuals To Date (C)	Projected Year Totals (D)	Difference (Col B & D) (E)	% Diff Column B & D (F)
CERTIFICATED SALARIES								
Certificated Teachers' Salaries		1100	6,690,968.00	6,684,787.00	1,998,070.56	6,684,787.00	0.00	0.0%
Certificated Pupil Support Salaries		1200	409,923.00	413,526.00	126,681.72	413,526.00	0.00	0.0%
Certificated Supervisors' and Administrators' Salaries		1300	496,039.00	483,622.00	158,159.36	483,622.00	0.00	0.0%
Other Certificated Salaries		1900	1,167,505.00	1,076,313.00	318,191.92	1,076,313.00	0.00	0.0%
TOTAL, CERTIFICATED SALARIES			8,764,435.00	8,658,248.00	2,601,103.56	8,658,248.00	0.00	0.0%
CLASSIFIED SALARIES								
Classified Instructional Salaries		2100	2,066,601.00	2,142,700.00	560,216.58	2,142,700.00	0.00	0.0%
Classified Support Salaries		2200	1,389,175.00	1,428,687.00	431,994.69	1,428,687.00	0.00	0.0%
Classified Supervisors' and Administrators' Salaries		2300	0.00	0.00	0.00	0.00	0.00	0.0%
Clerical, Technical and Office Salaries		2400	1,123,541.00	1,119,832.00	369,026.11	1,119,832.00	0.00	0.0%
Other Classified Salaries		2900	0.00	190.00	187.48	190.00	0.00	0.0%
TOTAL, CLASSIFIED SALARIES			4,579,317.00	4,691,409.00	1,361,424.86	4,691,409.00	0.00	0.0%
EMPLOYEE BENEFITS								
STRS		3101-3102	2,211,799.00	2,089,096.00	347,702.42	2,089,096.00	0.00	0.0%
PERS		3201-3202	1,229,943.00	1,495,209.00	375,672.11	1,495,209.00	0.00	0.0%
OASDI/Medicare/Alternative		3301-3302	529,313.00	595,719.00	168,285.56	595,719.00	0.00	0.0%
Health and Welfare Benefits		3401-3402	4,053,054.00	3,613,265.00	591,869.64	3,613,265.00	0.00	0.0%
Unemployment Insurance		3501-3502	164,130.00	69,215.00	19,869.43	69,215.00	0.00	0.0%
Workers' Compensation		3601-3602	266,873.00	268,541.00	79,427.76	268,541.00	0.00	0.0%
OPEB, Allocated		3701-3702	305,288.00	309,216.00	90,688.83	309,216.00	0.00	0.0%
OPEB, Active Employees		3751-3752	0.00	0.00	0.00	0.00	0.00	0.0%
Other Employee Benefits		3901-3902	182,748.00	208,495.00	57,355.28	208,495.00	0.00	0.0%
TOTAL, EMPLOYEE BENEFITS			8,943,148.00	8,648,756.00	1,730,871.03	8,648,756.00	0.00	0.0%
BOOKS AND SUPPLIES								
Approved Textbooks and Core Curricula Materials		4100	0.00	0.00	0.00	0.00	0.00	0.0%
Books and Other Reference Materials		4200	36,450.00	43,558.00	5,565.89	43,558.00	0.00	0.0%
Materials and Supplies		4300	792,153.00	3,700,329.00	786,652.26	3,700,329.00	0.00	0.0%
Noncapitalized Equipment		4400	33,183.00	1,334,793.00	877,001.04	1,334,793.00	0.00	0.0%
Food		4700	504,276.00	592,194.00	180,648.71	592,194.00	0.00	0.0%
TOTAL, BOOKS AND SUPPLIES			1,366,062.00	5,670,874.00	1,849,867.90	5,670,874.00	0.00	0.0%

Description	Resource Codes	Object Codes	Original Budget (A)	Board Approved Operating Budget (B)	Actuals To Date (C)	Projected Year Totals (D)	Difference (Col B & D) (E)	% Diff Column B & D (F)
SERVICES AND OTHER OPERATING EXPENDITURES								
Subagreements for Services		5100	0.00	0.00	0.00	0.00	0.00	0.0%
Travel and Conferences		5200	79,807.00	75,793.00	2,690.61	75,793.00	0.00	0.0%
Dues and Memberships		5300	6,054.00	7,069.00	1,690.00	7,069.00	0.00	0.0%
Insurance		5400-5450	4,068.00	3,568.00	0.00	3,568.00	0.00	0.0%
Operations and Housekeeping Services		5500	0.00	0.00	0.00	0.00	0.00	0.0%
Rentals, Leases, Repairs, and Noncapitalized Improvements		5600	23,104.00	22,605.00	2,162.27	22,605.00	0.00	0.0%
Transfers of Direct Costs		5710	0.00	0.00	0.00	0.00	0.00	0.0%
Transfers of Direct Costs - Interfund		5750	8,269.00	1,560.00	1,560.00	1,560.00	0.00	0.0%
Professional/Consulting Services and Operating Expenditures		5800	141,881.00	400,690.00	112,819.18	400,690.00	0.00	0.0%
Communications		5900	1,161.00	717.00	56.03	717.00	0.00	0.0%
TOTAL, SERVICES AND OTHER OPERATING EXPENDITURES			264,344.00	512,002.00	120,978.09	512,002.00	0.00	0.0%
CAPITAL OUTLAY								
Land		6100	0.00	0.00	0.00	0.00	0.00	0.0%
Land Improvements		6170	0.00	0.00	0.00	0.00	0.00	0.0%
Buildings and Improvements of Buildings		6200	0.00	0.00	0.00	0.00	0.00	0.0%
Equipment		6400	0.00	0.00	0.00	0.00	0.00	0.0%
Equipment Replacement		6500	0.00	0.00	0.00	0.00	0.00	0.0%
Lease Assets		6600	0.00	0.00	0.00	0.00	0.00	0.0%
TOTAL, CAPITAL OUTLAY			0.00	0.00	0.00	0.00	0.00	0.0%
OTHER OUTGO (excluding Transfers of Indirect Costs)								
Other Transfers Out								
All Other Transfers Out to All Others		7299	0.00	0.00	0.00	0.00	0.00	0.0%
Debt Service								
Debt Service - Interest		7438	0.00	0.00	0.00	0.00	0.00	0.0%
Other Debt Service - Principal		7439	0.00	0.00	0.00	0.00	0.00	0.0%
TOTAL, OTHER OUTGO (excluding Transfers of Indirect Costs)			0.00	0.00	0.00	0.00	0.00	0.0%
OTHER OUTGO - TRANSFERS OF INDIRECT COSTS								
Transfers of Indirect Costs - Interfund		7350	852,124.00	864,513.00	258,825.07	864,513.00	0.00	0.0%
TOTAL, OTHER OUTGO - TRANSFERS OF INDIRECT COSTS			852,124.00	864,513.00	258,825.07	864,513.00	0.00	0.0%
TOTAL, EXPENDITURES			24,769,430.00	29,045,802.00	7,923,070.51	29,045,802.00		

Description	Resource Codes	Object Codes	Original Budget (A)	Board Approved Operating Budget (B)	Actuals To Date (C)	Projected Year Totals (D)	Difference (Col B & D) (E)	% Diff Column B & D (F)
INTERFUND TRANSFERS								
INTERFUND TRANSFERS IN								
From: General Fund		8911	4,469,893.00	0.00	0.00	0.00	0.00	0.0%
Other Authorized Interfund Transfers In		8919	0.00	0.00	0.00	0.00	0.00	0.0%
(a) TOTAL, INTERFUND TRANSFERS IN			4,469,893.00	0.00	0.00	0.00	0.00	0.0%
INTERFUND TRANSFERS OUT								
Other Authorized Interfund Transfers Out		7619	0.00	0.00	0.00	0.00	0.00	0.0%
(b) TOTAL, INTERFUND TRANSFERS OUT			0.00	0.00	0.00	0.00	0.00	0.0%
OTHER SOURCES/USES								
SOURCES								
Other Sources								
Transfers from Funds of Lapsed/Reorganized LEAs		8965	0.00	0.00	0.00	0.00	0.00	0.0%
Long-Term Debt Proceeds								
Proceeds from Certificates of Participation		8971	0.00	0.00	0.00	0.00	0.00	0.0%
Proceeds from Leases		8972	0.00	0.00	0.00	0.00	0.00	0.0%
All Other Financing Sources		8979	0.00	0.00	0.00	0.00	0.00	0.0%
(c) TOTAL, SOURCES			0.00	0.00	0.00	0.00	0.00	0.0%
USES								
Transfers of Funds from Lapsed/Reorganized LEAs		7651	0.00	0.00	0.00	0.00	0.00	0.0%
All Other Financing Uses		7699	0.00	0.00	0.00	0.00	0.00	0.0%
(d) TOTAL, USES			0.00	0.00	0.00	0.00	0.00	0.0%
CONTRIBUTIONS								
Contributions from Unrestricted Revenues		8980	0.00	0.00	0.00	0.00	0.00	0.0%
Contributions from Restricted Revenues		8990	0.00	0.00	0.00	0.00	0.00	0.0%
(e) TOTAL, CONTRIBUTIONS			0.00	0.00	0.00	0.00	0.00	0.0%
TOTAL, OTHER FINANCING SOURCES/USES (a - b + c - d + e)			4,469,893.00	0.00	0.00	0.00		

Resource	Description	2021/22 Projected Year Totals
5058	Child Development: Coronavirus Response and Relief Suppl	423,360.00
6130	Child Development: Center-Based Reserve Account	439,503.26
9010	Other Restricted Local	332,847.12
Total, Restricted Balance		1,195,710.38

Description	Resource Codes	Object Codes	Original Budget (A)	Board Approved Operating Budget (B)	Actuals To Date (C)	Projected Year Totals (D)	Difference (Col B & D) (E)	% Diff Column B & D (F)
A. REVENUES								
1) LCFF Sources		8010-8099	0.00	0.00	0.00	0.00	0.00	0.0%
2) Federal Revenue		8100-8299	11,599,297.00	17,147,257.00	5,174,026.17	17,147,257.00	0.00	0.0%
3) Other State Revenue		8300-8599	839,944.00	1,022,905.00	335,309.47	1,022,905.00	0.00	0.0%
4) Other Local Revenue		8600-8799	1,720,973.00	1,420,558.00	361,007.90	1,420,558.00	0.00	0.0%
5) TOTAL, REVENUES			14,160,214.00	19,590,720.00	5,870,343.54	19,590,720.00		
B. EXPENDITURES								
1) Certificated Salaries		1000-1999	0.00	0.00	0.00	0.00	0.00	0.0%
2) Classified Salaries		2000-2999	5,187,687.00	5,608,714.00	1,550,878.15	5,608,714.00	0.00	0.0%
3) Employee Benefits		3000-3999	3,617,828.00	3,694,070.00	798,538.87	3,694,070.00	0.00	0.0%
4) Books and Supplies		4000-4999	6,412,306.00	8,453,914.00	2,260,570.88	8,453,914.00	0.00	0.0%
5) Services and Other Operating Expenditures		5000-5999	746,424.00	730,449.00	232,980.95	730,449.00	0.00	0.0%
6) Capital Outlay		6000-6999	0.00	0.00	0.00	0.00	0.00	0.0%
7) Other Outgo (excluding Transfers of Indirect Costs)		7100-7299, 7400-7499	0.00	0.00	0.00	0.00	0.00	0.0%
8) Other Outgo - Transfers of Indirect Costs		7300-7399	373,798.00	404,305.00	40,446.36	404,305.00	0.00	0.0%
9) TOTAL, EXPENDITURES			16,338,043.00	18,891,452.00	4,883,415.21	18,891,452.00		
C. EXCESS (DEFICIENCY) OF REVENUES OVER EXPENDITURES BEFORE OTHER FINANCING SOURCES AND USES (A5 - B9)			(2,177,829.00)	699,268.00	986,928.33	699,268.00		
D. OTHER FINANCING SOURCES/USES								
1) Interfund Transfers								
a) Transfers In		8900-8929	3,175,000.00	3,000,000.00	0.00	3,000,000.00	0.00	0.0%
b) Transfers Out		7600-7629	7,983.00	7,983.00	1,552.25	7,983.00	0.00	0.0%
2) Other Sources/Uses								
a) Sources		8930-8979	0.00	0.00	0.00	0.00	0.00	0.0%
b) Uses		7630-7699	0.00	0.00	0.00	0.00	0.00	0.0%
3) Contributions		8980-8999	0.00	0.00	0.00	0.00	0.00	0.0%
4) TOTAL, OTHER FINANCING SOURCES/USES			3,167,017.00	2,992,017.00	(1,552.25)	2,992,017.00		

Description	Resource Codes	Object Codes	Original Budget (A)	Board Approved Operating Budget (B)	Actuals To Date (C)	Projected Year Totals (D)	Difference (Col B & D) (E)	% Diff Column B & D (F)
E. NET INCREASE (DECREASE) IN FUND BALANCE (C + D4)			989,188.00	3,691,285.00	985,376.08	3,691,285.00		
F. FUND BALANCE, RESERVES								
1) Beginning Fund Balance								
a) As of July 1 - Unaudited		9791	2,809,092.46	2,809,092.46		2,809,092.46	0.00	0.0%
b) Audit Adjustments		9793	0.00	0.00		0.00	0.00	0.0%
c) As of July 1 - Audited (F1a + F1b)			2,809,092.46	2,809,092.46		2,809,092.46		
d) Other Restatements		9795	0.00	0.00		0.00	0.00	0.0%
e) Adjusted Beginning Balance (F1c + F1d)			2,809,092.46	2,809,092.46		2,809,092.46		
2) Ending Balance, June 30 (E + F1e)			3,798,280.46	6,500,377.46		6,500,377.46		
Components of Ending Fund Balance								
a) Nonspendable								
Revolving Cash		9711	0.00	0.00		0.00		
Stores		9712	0.00	0.00		0.00		
Prepaid Items		9713	0.00	0.00		0.00		
All Others		9719	0.00	0.00		0.00		
b) Restricted		9740	3,798,280.46	6,500,378.00		6,500,378.00		
c) Committed								
Stabilization Arrangements		9750	0.00	0.00		0.00		
Other Commitments		9760	0.00	0.00		0.00		
d) Assigned								
Other Assignments		9780	0.00	0.00		0.00		
e) Unassigned/Unappropriated								
Reserve for Economic Uncertainties		9789	0.00	0.00		0.00		
Unassigned/Unappropriated Amount		9790	0.00	(0.54)		(0.54)		

Description	Resource Codes	Object Codes	Original Budget (A)	Board Approved Operating Budget (B)	Actuals To Date (C)	Projected Year Totals (D)	Difference (Col B & D) (E)	% Diff Column B & D (F)
FEDERAL REVENUE								
Child Nutrition Programs		8220	10,611,059.00	15,856,332.00	5,174,026.17	15,856,332.00	0.00	0.0%
Donated Food Commodities		8221	988,238.00	1,290,925.00	0.00	1,290,925.00	0.00	0.0%
All Other Federal Revenue		8290	0.00	0.00	0.00	0.00	0.00	0.0%
TOTAL, FEDERAL REVENUE			11,599,297.00	17,147,257.00	5,174,026.17	17,147,257.00	0.00	0.0%
OTHER STATE REVENUE								
Child Nutrition Programs		8520	839,944.00	1,022,905.00	335,309.47	1,022,905.00	0.00	0.0%
All Other State Revenue		8590	0.00	0.00	0.00	0.00	0.00	0.0%
TOTAL, OTHER STATE REVENUE			839,944.00	1,022,905.00	335,309.47	1,022,905.00	0.00	0.0%
OTHER LOCAL REVENUE								
Sales								
Sale of Equipment/Supplies		8631	0.00	0.00	0.00	0.00	0.00	0.0%
Food Service Sales		8634	1,712,973.00	1,413,058.00	357,757.49	1,413,058.00	0.00	0.0%
Leases and Rentals		8650	0.00	0.00	0.00	0.00	0.00	0.0%
Interest		8660	3,000.00	3,000.00	62.00	3,000.00	0.00	0.0%
Net Increase (Decrease) in the Fair Value of Investments		8662	0.00	0.00	0.00	0.00	0.00	0.0%
Fees and Contracts								
Interagency Services		8677	0.00	0.00	0.00	0.00	0.00	0.0%
Other Local Revenue								
All Other Local Revenue		8699	5,000.00	4,500.00	3,188.41	4,500.00	0.00	0.0%
TOTAL, OTHER LOCAL REVENUE			1,720,973.00	1,420,558.00	361,007.90	1,420,558.00	0.00	0.0%
TOTAL, REVENUES			14,160,214.00	19,590,720.00	5,870,343.54	19,590,720.00		

Description	Resource Codes	Object Codes	Original Budget (A)	Board Approved Operating Budget (B)	Actuals To Date (C)	Projected Year Totals (D)	Difference (Col B & D) (E)	% Diff Column B & D (F)
CERTIFICATED SALARIES								
Certificated Supervisors' and Administrators' Salaries		1300	0.00	0.00	0.00	0.00	0.00	0.0%
Other Certificated Salaries		1900	0.00	0.00	0.00	0.00	0.00	0.0%
TOTAL, CERTIFICATED SALARIES			0.00	0.00	0.00	0.00	0.00	0.0%
CLASSIFIED SALARIES								
Classified Support Salaries		2200	3,910,425.00	4,201,064.00	1,167,182.58	4,201,064.00	0.00	0.0%
Classified Supervisors' and Administrators' Salaries		2300	950,122.00	993,326.00	294,701.68	993,326.00	0.00	0.0%
Clerical, Technical and Office Salaries		2400	294,702.00	381,886.00	84,464.89	381,886.00	0.00	0.0%
Other Classified Salaries		2900	32,438.00	32,438.00	4,529.00	32,438.00	0.00	0.0%
TOTAL, CLASSIFIED SALARIES			5,187,687.00	5,608,714.00	1,550,878.15	5,608,714.00	0.00	0.0%
EMPLOYEE BENEFITS								
STRS		3101-3102	0.00	0.00	0.00	0.00	0.00	0.0%
PERS		3201-3202	916,643.00	1,025,695.00	279,982.42	1,025,695.00	0.00	0.0%
OASDI/Medicare/Alternative		3301-3302	390,633.00	419,134.00	114,799.44	419,134.00	0.00	0.0%
Health and Welfare Benefits		3401-3402	1,845,275.00	1,788,299.00	279,573.58	1,788,299.00	0.00	0.0%
Unemployment Insurance		3501-3502	63,508.00	27,921.00	7,777.96	27,921.00	0.00	0.0%
Workers' Compensation		3601-3602	103,913.00	112,334.00	31,163.51	112,334.00	0.00	0.0%
OPEB, Allocated		3701-3702	192,240.00	207,818.00	57,391.18	207,818.00	0.00	0.0%
OPEB, Active Employees		3751-3752	0.00	0.00	0.00	0.00	0.00	0.0%
Other Employee Benefits		3901-3902	105,616.00	112,869.00	27,850.78	112,869.00	0.00	0.0%
TOTAL, EMPLOYEE BENEFITS			3,617,828.00	3,694,070.00	798,538.87	3,694,070.00	0.00	0.0%
BOOKS AND SUPPLIES								
Books and Other Reference Materials		4200	0.00	0.00	0.00	0.00	0.00	0.0%
Materials and Supplies		4300	268,934.00	538,208.00	219,239.36	538,208.00	0.00	0.0%
Noncapitalized Equipment		4400	67,950.00	148,449.00	26,167.03	148,449.00	0.00	0.0%
Food		4700	6,075,422.00	7,767,257.00	2,015,164.49	7,767,257.00	0.00	0.0%
TOTAL, BOOKS AND SUPPLIES			6,412,306.00	8,453,914.00	2,260,570.88	8,453,914.00	0.00	0.0%

Description	Resource Codes	Object Codes	Original Budget (A)	Board Approved Operating Budget (B)	Actuals To Date (C)	Projected Year Totals (D)	Difference (Col B & D) (E)	% Diff Column B & D (F)
SERVICES AND OTHER OPERATING EXPENDITURES								
Subagreements for Services		5100	0.00	0.00	0.00	0.00	0.00	0.0%
Travel and Conferences		5200	2,950.00	2,950.00	955.08	2,950.00	0.00	0.0%
Dues and Memberships		5300	3,600.00	3,600.00	1,973.57	3,600.00	0.00	0.0%
Insurance		5400-5450	0.00	0.00	0.00	0.00	0.00	0.0%
Operations and Housekeeping Services		5500	0.00	0.00	0.00	0.00	0.00	0.0%
Rentals, Leases, Repairs, and Noncapitalized Improvements		5600	77,350.00	92,350.00	28,669.15	92,350.00	0.00	0.0%
Transfers of Direct Costs		5710	0.00	0.00	0.00	0.00	0.00	0.0%
Transfers of Direct Costs - Interfund		5750	361,429.00	360,008.00	70,544.50	360,008.00	0.00	0.0%
Professional/Consulting Services and Operating Expenditures		5800	283,845.00	256,291.00	128,475.03	256,291.00	0.00	0.0%
Communications		5900	17,250.00	15,250.00	2,363.62	15,250.00	0.00	0.0%
TOTAL, SERVICES AND OTHER OPERATING EXPENDITURES			746,424.00	730,449.00	232,980.95	730,449.00	0.00	0.0%
CAPITAL OUTLAY								
Buildings and Improvements of Buildings		6200	0.00	0.00	0.00	0.00	0.00	0.0%
Equipment		6400	0.00	0.00	0.00	0.00	0.00	0.0%
Equipment Replacement		6500	0.00	0.00	0.00	0.00	0.00	0.0%
Lease Assets		6600	0.00	0.00	0.00	0.00	0.00	0.0%
TOTAL, CAPITAL OUTLAY			0.00	0.00	0.00	0.00	0.00	0.0%
OTHER OUTGO (excluding Transfers of Indirect Costs)								
Debt Service								
Debt Service - Interest		7438	0.00	0.00	0.00	0.00	0.00	0.0%
Other Debt Service - Principal		7439	0.00	0.00	0.00	0.00	0.00	0.0%
TOTAL, OTHER OUTGO (excluding Transfers of Indirect Costs)			0.00	0.00	0.00	0.00	0.00	0.0%
OTHER OUTGO - TRANSFERS OF INDIRECT COSTS								
Transfers of Indirect Costs - Interfund		7350	373,798.00	404,305.00	40,446.36	404,305.00	0.00	0.0%
TOTAL, OTHER OUTGO - TRANSFERS OF INDIRECT COSTS			373,798.00	404,305.00	40,446.36	404,305.00	0.00	0.0%
TOTAL, EXPENDITURES			16,338,043.00	18,891,452.00	4,883,415.21	18,891,452.00		

Description	Resource Codes	Object Codes	Original Budget (A)	Board Approved Operating Budget (B)	Actuals To Date (C)	Projected Year Totals (D)	Difference (Col B & D) (E)	% Diff Column B & D (F)
INTERFUND TRANSFERS								
INTERFUND TRANSFERS IN								
From: General Fund		8916	3,175,000.00	3,000,000.00	0.00	3,000,000.00	0.00	0.0%
Other Authorized Interfund Transfers In		8919	0.00	0.00	0.00	0.00	0.00	0.0%
(a) TOTAL, INTERFUND TRANSFERS IN			3,175,000.00	3,000,000.00	0.00	3,000,000.00	0.00	0.0%
INTERFUND TRANSFERS OUT								
Other Authorized Interfund Transfers Out		7619	7,983.00	7,983.00	1,552.25	7,983.00	0.00	0.0%
(b) TOTAL, INTERFUND TRANSFERS OUT			7,983.00	7,983.00	1,552.25	7,983.00	0.00	0.0%
OTHER SOURCES/USES								
SOURCES								
Other Sources								
Transfers from Funds of Lapsed/Reorganized LEAs		8965	0.00	0.00	0.00	0.00	0.00	0.0%
Long-Term Debt Proceeds								
Proceeds from Leases		8972	0.00	0.00	0.00	0.00	0.00	0.0%
All Other Financing Sources		8979	0.00	0.00	0.00	0.00	0.00	0.0%
(c) TOTAL, SOURCES			0.00	0.00	0.00	0.00	0.00	0.0%
USES								
Transfers of Funds from Lapsed/Reorganized LEAs		7651	0.00	0.00	0.00	0.00	0.00	0.0%
All Other Financing Uses		7699	0.00	0.00	0.00	0.00	0.00	0.0%
(d) TOTAL, USES			0.00	0.00	0.00	0.00	0.00	0.0%
CONTRIBUTIONS								
Contributions from Unrestricted Revenues		8980	0.00	0.00	0.00	0.00	0.00	0.0%
Contributions from Restricted Revenues		8990	0.00	0.00	0.00	0.00	0.00	0.0%
(e) TOTAL, CONTRIBUTIONS			0.00	0.00	0.00	0.00	0.00	0.0%
TOTAL, OTHER FINANCING SOURCES/USES (a - b + c - d + e)			3,167,017.00	2,992,017.00	(1,552.25)	2,992,017.00		

Resource	Description	2021/22 Projected Year Totals
5310	Child Nutrition: School Programs (e.g., School Lunch, School	6,500,378.00
Total, Restricted Balance		6,500,378.00

Description	Resource Codes	Object Codes	Original Budget (A)	Board Approved Operating Budget (B)	Actuals To Date (C)	Projected Year Totals (D)	Difference (Col B & D) (E)	% Diff Column B & D (F)
A. REVENUES								
1) LCFF Sources		8010-8099	0.00	0.00	0.00	0.00	0.00	0.0%
2) Federal Revenue		8100-8299	0.00	0.00	0.00	0.00	0.00	0.0%
3) Other State Revenue		8300-8599	0.00	0.00	0.00	0.00	0.00	0.0%
4) Other Local Revenue		8600-8799	7,000.00	7,000.00	83.00	7,000.00	0.00	0.0%
5) TOTAL, REVENUES			7,000.00	7,000.00	83.00	7,000.00		
B. EXPENDITURES								
1) Certificated Salaries		1000-1999	0.00	0.00	0.00	0.00	0.00	0.0%
2) Classified Salaries		2000-2999	0.00	35,960.00	0.00	35,960.00	0.00	0.0%
3) Employee Benefits		3000-3999	0.00	5,506.00	0.00	5,506.00	0.00	0.0%
4) Books and Supplies		4000-4999	0.00	85,445.00	9,682.43	85,445.00	0.00	0.0%
5) Services and Other Operating Expenditures		5000-5999	0.00	1,905.00	(95.91)	1,905.00	0.00	0.0%
6) Capital Outlay		6000-6999	2,000,000.00	1,871,184.00	407,329.56	1,871,184.00	0.00	0.0%
7) Other Outgo (excluding Transfers of Indirect Costs)		7100-7299, 7400-7499	0.00	0.00	0.00	0.00	0.00	0.0%
8) Other Outgo - Transfers of Indirect Costs		7300-7399	0.00	0.00	0.00	0.00	0.00	0.0%
9) TOTAL, EXPENDITURES			2,000,000.00	2,000,000.00	416,916.08	2,000,000.00		
C. EXCESS (DEFICIENCY) OF REVENUES OVER EXPENDITURES BEFORE OTHER FINANCING SOURCES AND USES (A5 - B9)			(1,993,000.00)	(1,993,000.00)	(416,833.08)	(1,993,000.00)		
D. OTHER FINANCING SOURCES/USES								
1) Interfund Transfers								
a) Transfers In		8900-8929	2,000,000.00	2,000,000.00	2,000,000.00	2,000,000.00	0.00	0.0%
b) Transfers Out		7600-7629	0.00	0.00	0.00	0.00	0.00	0.0%
2) Other Sources/Uses								
a) Sources		8930-8979	0.00	0.00	0.00	0.00	0.00	0.0%
b) Uses		7630-7699	0.00	0.00	0.00	0.00	0.00	0.0%
3) Contributions		8980-8999	0.00	0.00	0.00	0.00	0.00	0.0%
4) TOTAL, OTHER FINANCING SOURCES/USES			2,000,000.00	2,000,000.00	2,000,000.00	2,000,000.00		

Description	Resource Codes	Object Codes	Original Budget (A)	Board Approved Operating Budget (B)	Actuals To Date (C)	Projected Year Totals (D)	Difference (Col B & D) (E)	% Diff Column B & D (F)
E. NET INCREASE (DECREASE) IN FUND BALANCE (C + D4)			7,000.00	7,000.00	1,583,166.92	7,000.00		
F. FUND BALANCE, RESERVES								
1) Beginning Fund Balance								
a) As of July 1 - Unaudited		9791	1,631,481.18	1,631,481.18		1,631,481.18	0.00	0.0%
b) Audit Adjustments		9793	0.00	0.00		0.00	0.00	0.0%
c) As of July 1 - Audited (F1a + F1b)			1,631,481.18	1,631,481.18		1,631,481.18		
d) Other Restatements		9795	0.00	0.00		0.00	0.00	0.0%
e) Adjusted Beginning Balance (F1c + F1d)			1,631,481.18	1,631,481.18		1,631,481.18		
2) Ending Balance, June 30 (E + F1e)			1,638,481.18	1,638,481.18		1,638,481.18		
Components of Ending Fund Balance								
a) Nonspendable								
Revolving Cash		9711	0.00	0.00		0.00		
Stores		9712	0.00	0.00		0.00		
Prepaid Items		9713	0.00	0.00		0.00		
All Others		9719	0.00	0.00		0.00		
b) Restricted		9740	1,638,481.18	1,638,481.18		1,638,481.18		
c) Committed								
Stabilization Arrangements		9750	0.00	0.00		0.00		
Other Commitments		9760	0.00	0.00		0.00		
d) Assigned								
Other Assignments		9780	0.00	0.00		0.00		
e) Unassigned/Unappropriated								
Reserve for Economic Uncertainties		9789	0.00	0.00		0.00		
Unassigned/Unappropriated Amount		9790	0.00	0.00		0.00		

Description	Resource Codes	Object Codes	Original Budget (A)	Board Approved Operating Budget (B)	Actuals To Date (C)	Projected Year Totals (D)	Difference (Col B & D) (E)	% Diff Column B & D (F)
LCFF SOURCES								
LCFF Transfers								
LCFF Transfers - Current Year		8091	0.00	0.00	0.00	0.00	0.00	0.0%
LCFF/Revenue Limit Transfers - Prior Years		8099	0.00	0.00	0.00	0.00	0.00	0.0%
TOTAL, LCFF SOURCES			0.00	0.00	0.00	0.00	0.00	0.0%
OTHER STATE REVENUE								
All Other State Revenue		8590	0.00	0.00	0.00	0.00	0.00	0.0%
TOTAL, OTHER STATE REVENUE			0.00	0.00	0.00	0.00	0.00	0.0%
OTHER LOCAL REVENUE								
Community Redevelopment Funds Not Subject to LCFF Deduction		8625	0.00	0.00	0.00	0.00	0.00	0.0%
Sales Sale of Equipment/Supplies		8631	0.00	0.00	0.00	0.00	0.00	0.0%
Interest		8660	7,000.00	7,000.00	83.00	7,000.00	0.00	0.0%
Net Increase (Decrease) in the Fair Value of Investments		8662	0.00	0.00	0.00	0.00	0.00	0.0%
Other Local Revenue								
All Other Local Revenue		8699	0.00	0.00	0.00	0.00	0.00	0.0%
All Other Transfers In from All Others		8799	0.00	0.00	0.00	0.00	0.00	0.0%
TOTAL, OTHER LOCAL REVENUE			7,000.00	7,000.00	83.00	7,000.00	0.00	0.0%
TOTAL, REVENUES			7,000.00	7,000.00	83.00	7,000.00		

Description	Resource Codes	Object Codes	Original Budget (A)	Board Approved Operating Budget (B)	Actuals To Date (C)	Projected Year Totals (D)	Difference (Col B & D) (E)	% Diff Column B & D (F)
CLASSIFIED SALARIES								
Classified Support Salaries		2200	0.00	0.00	0.00	0.00	0.00	0.0%
Other Classified Salaries		2900	0.00	35,960.00	0.00	35,960.00	0.00	0.0%
TOTAL, CLASSIFIED SALARIES			0.00	35,960.00	0.00	35,960.00	0.00	0.0%
EMPLOYEE BENEFITS								
STRS		3101-3102	0.00	0.00	0.00	0.00	0.00	0.0%
PERS		3201-3202	0.00	0.00	0.00	0.00	0.00	0.0%
OASDI/Medicare/Alternative		3301-3302	0.00	2,861.00	0.00	2,861.00	0.00	0.0%
Health and Welfare Benefits		3401-3402	0.00	0.00	0.00	0.00	0.00	0.0%
Unemployment Insurance		3501-3502	0.00	63.00	0.00	63.00	0.00	0.0%
Workers' Compensation		3601-3602	0.00	731.00	0.00	731.00	0.00	0.0%
OPEB, Allocated		3701-3702	0.00	1,383.00	0.00	1,383.00	0.00	0.0%
OPEB, Active Employees		3751-3752	0.00	0.00	0.00	0.00	0.00	0.0%
Other Employee Benefits		3901-3902	0.00	468.00	0.00	468.00	0.00	0.0%
TOTAL, EMPLOYEE BENEFITS			0.00	5,506.00	0.00	5,506.00	0.00	0.0%
BOOKS AND SUPPLIES								
Books and Other Reference Materials		4200	0.00	0.00	0.00	0.00	0.00	0.0%
Materials and Supplies		4300	0.00	40,777.00	6,835.63	40,777.00	0.00	0.0%
Noncapitalized Equipment		4400	0.00	44,668.00	2,846.80	44,668.00	0.00	0.0%
TOTAL, BOOKS AND SUPPLIES			0.00	85,445.00	9,682.43	85,445.00	0.00	0.0%
SERVICES AND OTHER OPERATING EXPENDITURES								
Subagreements for Services		5100	0.00	0.00	0.00	0.00	0.00	0.0%
Travel and Conferences		5200	0.00	0.00	0.00	0.00	0.00	0.0%
Rentals, Leases, Repairs, and Noncapitalized Improvements		5600	0.00	(95.00)	(95.91)	(95.00)	0.00	0.0%
Transfers of Direct Costs		5710	0.00	0.00	0.00	0.00	0.00	0.0%
Transfers of Direct Costs - Interfund		5750	0.00	0.00	0.00	0.00	0.00	0.0%
Professional/Consulting Services and Operating Expenditures		5800	0.00	2,000.00	0.00	2,000.00	0.00	0.0%
TOTAL, SERVICES AND OTHER OPERATING EXPENDITURES			0.00	1,905.00	(95.91)	1,905.00	0.00	0.0%
CAPITAL OUTLAY								
Land Improvements		6170	0.00	0.00	0.00	0.00	0.00	0.0%
Buildings and Improvements of Buildings		6200	2,000,000.00	1,871,184.00	407,329.56	1,871,184.00	0.00	0.0%
Equipment		6400	0.00	0.00	0.00	0.00	0.00	0.0%
Equipment Replacement		6500	0.00	0.00	0.00	0.00	0.00	0.0%
Lease Assets		6600	0.00	0.00	0.00	0.00	0.00	0.0%
TOTAL, CAPITAL OUTLAY			2,000,000.00	1,871,184.00	407,329.56	1,871,184.00	0.00	0.0%
OTHER OUTGO (excluding Transfers of Indirect Costs)								
Debt Service								
Debt Service - Interest		7438	0.00	0.00	0.00	0.00	0.00	0.0%
Other Debt Service - Principal		7439	0.00	0.00	0.00	0.00	0.00	0.0%
TOTAL, OTHER OUTGO (excluding Transfers of Indirect Costs)			0.00	0.00	0.00	0.00	0.00	0.0%
TOTAL, EXPENDITURES			2,000,000.00	2,000,000.00	416,916.08	2,000,000.00		

Description	Resource Codes	Object Codes	Original Budget (A)	Board Approved Operating Budget (B)	Actuals To Date (C)	Projected Year Totals (D)	Difference (Col B & D) (E)	% Diff Column B & D (F)
INTERFUND TRANSFERS								
INTERFUND TRANSFERS IN								
Other Authorized Interfund Transfers In		8919	2,000,000.00	2,000,000.00	2,000,000.00	2,000,000.00	0.00	0.0%
(a) TOTAL, INTERFUND TRANSFERS IN			2,000,000.00	2,000,000.00	2,000,000.00	2,000,000.00	0.00	0.0%
INTERFUND TRANSFERS OUT								
Other Authorized Interfund Transfers Out		7619	0.00	0.00	0.00	0.00	0.00	0.0%
(b) TOTAL, INTERFUND TRANSFERS OUT			0.00	0.00	0.00	0.00	0.00	0.0%
OTHER SOURCES/USES								
SOURCES								
Other Sources								
Transfers from Funds of Lapsed/Reorganized LEAs		8965	0.00	0.00	0.00	0.00	0.00	0.0%
Long-Term Debt Proceeds								
Proceeds from Leases		8972	0.00	0.00	0.00	0.00	0.00	0.0%
All Other Financing Sources		8979	0.00	0.00	0.00	0.00	0.00	0.0%
(c) TOTAL, SOURCES			0.00	0.00	0.00	0.00	0.00	0.0%
USES								
Transfers of Funds from Lapsed/Reorganized LEAs		7651	0.00	0.00	0.00	0.00	0.00	0.0%
All Other Financing Uses		7699	0.00	0.00	0.00	0.00	0.00	0.0%
(d) TOTAL, USES			0.00	0.00	0.00	0.00	0.00	0.0%
CONTRIBUTIONS								
Contributions from Unrestricted Revenues		8980	0.00	0.00	0.00	0.00	0.00	0.0%
Contributions from Restricted Revenues		8990	0.00	0.00	0.00	0.00	0.00	0.0%
(e) TOTAL, CONTRIBUTIONS			0.00	0.00	0.00	0.00	0.00	0.0%
TOTAL, OTHER FINANCING SOURCES/USES (a - b + c - d + e)			2,000,000.00	2,000,000.00	2,000,000.00	2,000,000.00		

Resource	Description	2021/22 Projected Year Totals
9010	Other Restricted Local	1,638,481.18
Total, Restricted Balance		1,638,481.18

Description	Resource Codes	Object Codes	Original Budget (A)	Board Approved Operating Budget (B)	Actuals To Date (C)	Projected Year Totals (D)	Difference (Col B & D) (E)	% Diff Column B & D (F)
A. REVENUES								
1) LCFF Sources		8010-8099	0.00	0.00	0.00	0.00	0.00	0.0%
2) Federal Revenue		8100-8299	0.00	0.00	0.00	0.00	0.00	0.0%
3) Other State Revenue		8300-8599	0.00	0.00	0.00	0.00	0.00	0.0%
4) Other Local Revenue		8600-8799	2,294,395.00	2,206,385.00	627,394.56	2,206,385.00	0.00	0.0%
5) TOTAL, REVENUES			2,294,395.00	2,206,385.00	627,394.56	2,206,385.00		
B. EXPENDITURES								
1) Certificated Salaries		1000-1999	0.00	0.00	0.00	0.00	0.00	0.0%
2) Classified Salaries		2000-2999	958,656.00	1,194,079.00	378,603.88	1,194,079.00	0.00	0.0%
3) Employee Benefits		3000-3999	571,926.57	565,503.00	152,773.45	565,503.00	0.00	0.0%
4) Books and Supplies		4000-4999	25,950.00	1,919,677.00	744,126.31	1,919,677.00	0.00	0.0%
5) Services and Other Operating Expenditures		5000-5999	2,272,250.00	3,993,350.00	2,306,515.23	3,993,350.00	0.00	0.0%
6) Capital Outlay		6000-6999	79,708,669.34	82,597,987.00	31,834,203.70	82,597,987.00	0.00	0.0%
7) Other Outgo (excluding Transfers of Indirect Costs)		7100-7299, 7400-7499	0.00	0.00	0.00	0.00	0.00	0.0%
8) Other Outgo - Transfers of Indirect Costs		7300-7399	0.00	0.00	0.00	0.00	0.00	0.0%
9) TOTAL, EXPENDITURES			83,537,451.91	90,270,596.00	35,416,222.57	90,270,596.00		
C. EXCESS (DEFICIENCY) OF REVENUES OVER EXPENDITURES BEFORE OTHER FINANCING SOURCES AND USES (A5 - B9)			(81,243,056.91)	(88,064,211.00)	(34,788,828.01)	(88,064,211.00)		
D. OTHER FINANCING SOURCES/USES								
1) Interfund Transfers								
a) Transfers In		8900-8929	391,411.00	5,961,213.00	5,920,777.30	5,961,213.00	0.00	0.0%
b) Transfers Out		7600-7629	0.00	0.00	0.00	0.00	0.00	0.0%
2) Other Sources/Uses								
a) Sources		8930-8979	0.00	8,650.00	8,650.00	8,650.00	0.00	0.0%
b) Uses		7630-7699	0.00	0.00	0.00	0.00	0.00	0.0%
3) Contributions		8980-8999	0.00	0.00	0.00	0.00	0.00	0.0%
4) TOTAL, OTHER FINANCING SOURCES/USES			391,411.00	5,969,863.00	5,929,427.30	5,969,863.00		

Description	Resource Codes	Object Codes	Original Budget (A)	Board Approved Operating Budget (B)	Actuals To Date (C)	Projected Year Totals (D)	Difference (Col B & D) (E)	% Diff Column B & D (F)
E. NET INCREASE (DECREASE) IN FUND BALANCE (C + D4)			(80,851,645.91)	(82,094,348.00)	(28,859,400.71)	(82,094,348.00)		
F. FUND BALANCE, RESERVES								
1) Beginning Fund Balance								
a) As of July 1 - Unaudited		9791	159,137,972.40	159,137,972.40		159,137,972.40	0.00	0.0%
b) Audit Adjustments		9793	0.00	0.00		0.00	0.00	0.0%
c) As of July 1 - Audited (F1a + F1b)			159,137,972.40	159,137,972.40		159,137,972.40		
d) Other Restatements		9795	0.00	0.00		0.00	0.00	0.0%
e) Adjusted Beginning Balance (F1c + F1d)			159,137,972.40	159,137,972.40		159,137,972.40		
2) Ending Balance, June 30 (E + F1e)			78,286,326.49	77,043,624.40		77,043,624.40		
Components of Ending Fund Balance								
a) Nonspendable								
Revolving Cash		9711	0.00	0.00		0.00		
Stores		9712	0.00	0.00		0.00		
Prepaid Items		9713	0.00	0.00		0.00		
All Others		9719	0.00	0.00		0.00		
b) Legally Restricted Balance		9740	77,148,081.04	75,911,386.95		75,911,386.95		
c) Committed								
Stabilization Arrangements		9750	0.00	0.00		0.00		
Other Commitments		9760	0.00	0.00		0.00		
d) Assigned								
Other Assignments		9780	1,138,245.45	1,132,237.45		1,132,237.45		
	0000	9780	*0.00*					
ite Re-Use	0000	9780	*1,138,245.45*					
Site Re-Use	0000	9780		*1,132,237.45*				
Site Re-Use	0000	9780				*1,132,237.45*		
e) Unassigned/Unappropriated								
Reserve for Economic Uncertainties		9789	0.00	0.00		0.00		
Unassigned/Unappropriated Amount		9790	0.00	0.00		0.00		

Description	Resource Codes	Object Codes	Original Budget (A)	Board Approved Operating Budget (B)	Actuals To Date (C)	Projected Year Totals (D)	Difference (Col B & D) (E)	% Diff Column B & D (F)
FEDERAL REVENUE								
FEMA		8281	0.00	0.00	0.00	0.00	0.00	0.0%
All Other Federal Revenue		8290	0.00	0.00	0.00	0.00	0.00	0.0%
TOTAL, FEDERAL REVENUE			0.00	0.00	0.00	0.00	0.00	0.0%
OTHER STATE REVENUE								
Tax Relief Subventions Restricted Levies - Other								
Homeowners' Exemptions		8575	0.00	0.00	0.00	0.00	0.00	0.0%
Other Subventions/In-Lieu Taxes		8576	0.00	0.00	0.00	0.00	0.00	0.0%
All Other State Revenue		8590	0.00	0.00	0.00	0.00	0.00	0.0%
TOTAL, OTHER STATE REVENUE			0.00	0.00	0.00	0.00	0.00	0.0%
OTHER LOCAL REVENUE								
County and District Taxes								
Other Restricted Levies Secured Roll		8615	0.00	0.00	0.00	0.00	0.00	0.0%
Unsecured Roll		8616	0.00	0.00	0.00	0.00	0.00	0.0%
Prior Years' Taxes		8617	0.00	0.00	0.00	0.00	0.00	0.0%
Supplemental Taxes		8618	0.00	0.00	0.00	0.00	0.00	0.0%
Non-Ad Valorem Taxes Parcel Taxes		8621	0.00	0.00	0.00	0.00	0.00	0.0%
Other		8622	0.00	0.00	0.00	0.00	0.00	0.0%
Community Redevelopment Funds Not Subject to LCFF Deduction		8625	120,000.00	120,000.00	0.00	120,000.00	0.00	0.0%
Penalties and Interest from Delinquent Non-LCFF Taxes		8629	0.00	0.00	0.00	0.00	0.00	0.0%
Sales Sale of Equipment/Supplies		8631	0.00	0.00	0.00	0.00	0.00	0.0%
Leases and Rentals		8650	1,726,314.00	1,726,314.00	622,964.56	1,726,314.00	0.00	0.0%
Interest		8660	423,081.00	336,600.00	2,000.00	336,600.00	0.00	0.0%
Net Increase (Decrease) in the Fair Value of Investments		8662	0.00	0.00	0.00	0.00	0.00	0.0%
Other Local Revenue								
All Other Local Revenue		8699	25,000.00	23,471.00	2,430.00	23,471.00	0.00	0.0%
All Other Transfers In from All Others		8799	0.00	0.00	0.00	0.00	0.00	0.0%
TOTAL, OTHER LOCAL REVENUE			2,294,395.00	2,206,385.00	627,394.56	2,206,385.00	0.00	0.0%
TOTAL, REVENUES			2,294,395.00	2,206,385.00	627,394.56	2,206,385.00		

Description	Resource Codes	Object Codes	Original Budget (A)	Board Approved Operating Budget (B)	Actuals To Date (C)	Projected Year Totals (D)	Difference (Col B & D) (E)	% Diff Column B & D (F)
CLASSIFIED SALARIES								
Classified Support Salaries		2200	175,808.00	71,484.00	27,312.10	71,484.00	0.00	0.0%
Classified Supervisors' and Administrators' Salaries		2300	485,611.00	526,760.00	182,588.41	526,760.00	0.00	0.0%
Clerical, Technical and Office Salaries		2400	297,237.00	282,083.00	79,060.96	282,083.00	0.00	0.0%
Other Classified Salaries		2900	0.00	313,752.00	89,642.41	313,752.00	0.00	0.0%
TOTAL, CLASSIFIED SALARIES			958,656.00	1,194,079.00	378,603.88	1,194,079.00	0.00	0.0%
EMPLOYEE BENEFITS								
STRS		3101-3102	0.00	12,904.00	11,877.99	12,904.00	0.00	0.0%
PERS		3201-3202	220,268.32	198,682.00	62,718.77	198,682.00	0.00	0.0%
OASDI/Medicare/Alternative		3301-3302	73,332.37	109,507.00	23,911.56	109,507.00	0.00	0.0%
Health and Welfare Benefits		3401-3402	197,248.00	132,425.00	25,427.60	132,425.00	0.00	0.0%
Unemployment Insurance		3501-3502	11,805.19	6,334.00	1,896.65	6,334.00	0.00	0.0%
Workers' Compensation		3601-3602	19,173.68	29,556.00	7,581.74	29,556.00	0.00	0.0%
OPEB, Allocated		3701-3702	35,470.21	54,956.00	14,008.69	54,956.00	0.00	0.0%
OPEB, Active Employees		3751-3752	0.00	0.00	0.00	0.00	0.00	0.0%
Other Employee Benefits		3901-3902	14,628.80	21,139.00	5,350.45	21,139.00	0.00	0.0%
TOTAL, EMPLOYEE BENEFITS			571,926.57	565,503.00	152,773.45	565,503.00	0.00	0.0%
BOOKS AND SUPPLIES								
Books and Other Reference Materials		4200	0.00	0.00	0.00	0.00	0.00	0.0%
Materials and Supplies		4300	25,950.00	1,001,475.00	660,288.80	1,001,475.00	0.00	0.0%
Noncapitalized Equipment		4400	0.00	918,202.00	83,837.51	918,202.00	0.00	0.0%
TOTAL, BOOKS AND SUPPLIES			25,950.00	1,919,677.00	744,126.31	1,919,677.00	0.00	0.0%
SERVICES AND OTHER OPERATING EXPENDITURES								
Subagreements for Services		5100	0.00	0.00	0.00	0.00	0.00	0.0%
Travel and Conferences		5200	3,250.00	3,250.00	183.21	3,250.00	0.00	0.0%
Insurance		5400-5450	0.00	0.00	0.00	0.00	0.00	0.0%
Operations and Housekeeping Services		5500	0.00	0.00	0.00	0.00	0.00	0.0%
Rentals, Leases, Repairs, and Noncapitalized Improvements		5600	62,768.00	960,878.00	318,288.19	960,878.00	0.00	0.0%
Transfers of Direct Costs		5710	0.00	0.00	0.00	0.00	0.00	0.0%
Transfers of Direct Costs - Interfund		5750	1,850,253.00	1,676,170.00	1,676,170.00	1,676,170.00	0.00	0.0%
Professional/Consulting Services and Operating Expenditures		5800	355,979.00	1,353,051.00	311,873.83	1,353,051.00	0.00	0.0%
Communications		5900	0.00	1.00	0.00	1.00	0.00	0.0%
TOTAL, SERVICES AND OTHER OPERATING EXPENDITURES			2,272,250.00	3,993,350.00	2,306,515.23	3,993,350.00	0.00	0.0%

Description	Resource Codes	Object Codes	Original Budget (A)	Board Approved Operating Budget (B)	Actuals To Date (C)	Projected Year Totals (D)	Difference (Col B & D) (E)	% Diff Column B & D (F)
CAPITAL OUTLAY								
Land		6100	0.00	0.00	0.00	0.00	0.00	0.0%
Land Improvements		6170	0.00	0.00	0.00	0.00	0.00	0.0%
Buildings and Improvements of Buildings		6200	79,708,669.34	68,224,300.00	29,458,047.47	68,224,300.00	0.00	0.0%
Books and Media for New School Libraries or Major Expansion of School Libraries		6300	0.00	0.00	0.00	0.00	0.00	0.0%
Equipment		6400	0.00	14,373,687.00	2,376,156.23	14,373,687.00	0.00	0.0%
Equipment Replacement		6500	0.00	0.00	0.00	0.00	0.00	0.0%
Lease Assets		6600	0.00	0.00	0.00	0.00	0.00	0.0%
TOTAL, CAPITAL OUTLAY			79,708,669.34	82,597,987.00	31,834,203.70	82,597,987.00	0.00	0.0%
OTHER OUTGO (excluding Transfers of Indirect Costs)								
Other Transfers Out								
All Other Transfers Out to All Others		7299	0.00	0.00	0.00	0.00	0.00	0.0%
Debt Service								
Repayment of State School Building Fund Aid - Proceeds from Bonds		7435	0.00	0.00	0.00	0.00	0.00	0.0%
Debt Service - Interest		7438	0.00	0.00	0.00	0.00	0.00	0.0%
Other Debt Service - Principal		7439	0.00	0.00	0.00	0.00	0.00	0.0%
TOTAL, OTHER OUTGO (excluding Transfers of Indirect Costs)			0.00	0.00	0.00	0.00	0.00	0.0%
TOTAL, EXPENDITURES			83,537,451.91	90,270,596.00	35,416,222.57	90,270,596.00		

Description	Resource Codes	Object Codes	Original Budget (A)	Board Approved Operating Budget (B)	Actuals To Date (C)	Projected Year Totals (D)	Difference (Col B & D) (E)	% Diff Column B & D (F)
INTERFUND TRANSFERS								
INTERFUND TRANSFERS IN								
Other Authorized Interfund Transfers In		8919	391,411.00	5,961,213.00	5,920,777.30	5,961,213.00	0.00	0.0%
(a) TOTAL, INTERFUND TRANSFERS IN			391,411.00	5,961,213.00	5,920,777.30	5,961,213.00	0.00	0.0%
INTERFUND TRANSFERS OUT								
To: State School Building Fund/ County School Facilities Fund		7613	0.00	0.00	0.00	0.00	0.00	0.0%
Other Authorized Interfund Transfers Out		7619	0.00	0.00	0.00	0.00	0.00	0.0%
(b) TOTAL, INTERFUND TRANSFERS OUT			0.00	0.00	0.00	0.00	0.00	0.0%
OTHER SOURCES/USES								
SOURCES								
Proceeds								
Proceeds from Sale of Bonds		8951	0.00	0.00	0.00	0.00	0.00	0.0%
Proceeds from Disposal of Capital Assets		8953	0.00	8,650.00	8,650.00	8,650.00	0.00	0.0%
Other Sources								
County School Building Aid		8961	0.00	0.00	0.00	0.00	0.00	0.0%
Transfers from Funds of Lapsed/Reorganized LEAs		8965	0.00	0.00	0.00	0.00	0.00	0.0%
Long-Term Debt Proceeds								
Proceeds from Certificates of Participation		8971	0.00	0.00	0.00	0.00	0.00	0.0%
Proceeds from Leases		8972	0.00	0.00	0.00	0.00	0.00	0.0%
Proceeds from Lease Revenue Bonds		8973	0.00	0.00	0.00	0.00	0.00	0.0%
All Other Financing Sources		8979	0.00	0.00	0.00	0.00	0.00	0.0%
(c) TOTAL, SOURCES			0.00	8,650.00	8,650.00	8,650.00	0.00	0.0%
USES								
Transfers of Funds from Lapsed/Reorganized LEAs		7651	0.00	0.00	0.00	0.00	0.00	0.0%
All Other Financing Uses		7699	0.00	0.00	0.00	0.00	0.00	0.0%
(d) TOTAL, USES			0.00	0.00	0.00	0.00	0.00	0.0%
CONTRIBUTIONS								
Contributions from Unrestricted Revenues		8980	0.00	0.00	0.00	0.00	0.00	0.0%
Contributions from Restricted Revenues		8990	0.00	0.00	0.00	0.00	0.00	0.0%
(e) TOTAL, CONTRIBUTIONS			0.00	0.00	0.00	0.00	0.00	0.0%
TOTAL, OTHER FINANCING SOURCES/USES (a - b + c - d + e)			391,411.00	5,969,863.00	5,929,427.30	5,969,863.00		

Resource	Description	2021/22 Projected Year Totals
9010	Other Restricted Local	75,911,386.95
Total, Restricted Balance		75,911,386.95

Description	Resource Codes	Object Codes	Original Budget (A)	Board Approved Operating Budget (B)	Actuals To Date (C)	Projected Year Totals (D)	Difference (Col B & D) (E)	% Diff Column B & D (F)
A. REVENUES								
1) LCFF Sources		8010-8099	0.00	0.00	0.00	0.00	0.00	0.0%
2) Federal Revenue		8100-8299	0.00	0.00	0.00	0.00	0.00	0.0%
3) Other State Revenue		8300-8599	0.00	0.00	0.00	0.00	0.00	0.0%
4) Other Local Revenue		8600-8799	1,256,000.00	2,260,000.00	1,468,157.66	2,260,000.00	0.00	0.0%
5) TOTAL, REVENUES			1,256,000.00	2,260,000.00	1,468,157.66	2,260,000.00		
B. EXPENDITURES								
1) Certificated Salaries		1000-1999	0.00	0.00	0.00	0.00	0.00	0.0%
2) Classified Salaries		2000-2999	0.00	0.00	0.00	0.00	0.00	0.0%
3) Employee Benefits		3000-3999	0.00	0.00	0.00	0.00	0.00	0.0%
4) Books and Supplies		4000-4999	0.00	0.00	0.00	0.00	0.00	0.0%
5) Services and Other Operating Expenditures		5000-5999	60,000.00	152,845.00	34,425.96	152,845.00	0.00	0.0%
6) Capital Outlay		6000-6999	0.00	0.00	0.00	0.00	0.00	0.0%
7) Other Outgo (excluding Transfers of Indirect Costs)		7100-7299, 7400-7499	0.00	0.00	0.00	0.00	0.00	0.0%
8) Other Outgo - Transfers of Indirect Costs		7300-7399	0.00	0.00	0.00	0.00	0.00	0.0%
9) TOTAL, EXPENDITURES			60,000.00	152,845.00	34,425.96	152,845.00		
C. EXCESS (DEFICIENCY) OF REVENUES OVER EXPENDITURES BEFORE OTHER FINANCING SOURCES AND USES (A5 - B9)			1,196,000.00	2,107,155.00	1,433,731.70	2,107,155.00		
D. OTHER FINANCING SOURCES/USES								
1) Interfund Transfers								
a) Transfers In		8900-8929	0.00	0.00	0.00	0.00	0.00	0.0%
b) Transfers Out		7600-7629	0.00	0.00	0.00	0.00	0.00	0.0%
2) Other Sources/Uses								
a) Sources		8930-8979	0.00	0.00	0.00	0.00	0.00	0.0%
b) Uses		7630-7699	0.00	0.00	0.00	0.00	0.00	0.0%
3) Contributions		8980-8999	0.00	0.00	0.00	0.00	0.00	0.0%
4) TOTAL, OTHER FINANCING SOURCES/USES			0.00	0.00	0.00	0.00		

Description	Resource Codes	Object Codes	Original Budget (A)	Board Approved Operating Budget (B)	Actuals To Date (C)	Projected Year Totals (D)	Difference (Col B & D) (E)	% Diff Column B & D (F)
E. NET INCREASE (DECREASE) IN FUND BALANCE (C + D4)			1,196,000.00	2,107,155.00	1,433,731.70	2,107,155.00		
F. FUND BALANCE, RESERVES								
1) Beginning Fund Balance								
a) As of July 1 - Unaudited		9791	4,592,663.06	4,592,663.06		4,592,663.06	0.00	0.0%
b) Audit Adjustments		9793	0.00	0.00		0.00	0.00	0.0%
c) As of July 1 - Audited (F1a + F1b)			4,592,663.06	4,592,663.06		4,592,663.06		
d) Other Restatements		9795	0.00	0.00		0.00	0.00	0.0%
e) Adjusted Beginning Balance (F1c + F1d)			4,592,663.06	4,592,663.06		4,592,663.06		
2) Ending Balance, June 30 (E + F1e)			5,788,663.06	6,699,818.06		6,699,818.06		
Components of Ending Fund Balance								
a) Nonspendable								
Revolving Cash		9711	0.00	0.00		0.00		
Stores		9712	0.00	0.00		0.00		
Prepaid Items		9713	0.00	0.00		0.00		
All Others		9719	0.00	0.00		0.00		
b) Legally Restricted Balance		9740	5,788,663.06	6,699,818.06		6,699,818.06		
c) Committed								
Stabilization Arrangements		9750	0.00	0.00		0.00		
Other Commitments		9760	0.00	0.00		0.00		
d) Assigned								
Other Assignments		9780	0.00	0.00		0.00		
e) Unassigned/Unappropriated								
Reserve for Economic Uncertainties		9789	0.00	0.00		0.00		
Unassigned/Unappropriated Amount		9790	0.00	0.00		0.00		

Description	Resource Codes	Object Codes	Original Budget (A)	Board Approved Operating Budget (B)	Actuals To Date (C)	Projected Year Totals (D)	Difference (Col B & D) (E)	% Diff Column B & D (F)
OTHER STATE REVENUE								
Tax Relief Subventions Restricted Levies - Other								
Homeowners' Exemptions		8575	0.00	0.00	0.00	0.00	0.00	0.0%
Other Subventions/In-Lieu Taxes		8576	0.00	0.00	0.00	0.00	0.00	0.0%
All Other State Revenue		8590	0.00	0.00	0.00	0.00	0.00	0.0%
TOTAL, OTHER STATE REVENUE			0.00	0.00	0.00	0.00	0.00	0.0%
OTHER LOCAL REVENUE								
County and District Taxes								
Other Restricted Levies Secured Roll		8615	0.00	0.00	0.00	0.00	0.00	0.0%
Unsecured Roll		8616	0.00	0.00	0.00	0.00	0.00	0.0%
Prior Years' Taxes		8617	0.00	0.00	0.00	0.00	0.00	0.0%
Supplemental Taxes		8618	0.00	0.00	0.00	0.00	0.00	0.0%
Non-Ad Valorem Taxes Parcel Taxes		8621	0.00	0.00	0.00	0.00	0.00	0.0%
Other		8622	0.00	0.00	0.00	0.00	0.00	0.0%
Community Redevelopment Funds Not Subject to LCFF Deduction		8625	0.00	0.00	0.00	0.00	0.00	0.0%
Penalties and Interest from Delinquent Non-LCFF Taxes		8629	0.00	0.00	0.00	0.00	0.00	0.0%
Sales Sale of Equipment/Supplies		8631	0.00	0.00	0.00	0.00	0.00	0.0%
Interest		8660	6,000.00	10,000.00	243.00	10,000.00	0.00	0.0%
Net Increase (Decrease) in the Fair Value of Investments		8662	0.00	0.00	0.00	0.00	0.00	0.0%
Fees and Contracts								
Mitigation/Developer Fees		8681	1,250,000.00	2,250,000.00	1,467,914.66	2,250,000.00	0.00	0.0%
Other Local Revenue								
All Other Local Revenue		8699	0.00	0.00	0.00	0.00	0.00	0.0%
All Other Transfers In from All Others		8799	0.00	0.00	0.00	0.00	0.00	0.0%
TOTAL, OTHER LOCAL REVENUE			1,256,000.00	2,260,000.00	1,468,157.66	2,260,000.00	0.00	0.0%
TOTAL, REVENUES			1,256,000.00	2,260,000.00	1,468,157.66	2,260,000.00		

Description	Resource Codes	Object Codes	Original Budget (A)	Board Approved Operating Budget (B)	Actuals To Date (C)	Projected Year Totals (D)	Difference (Col B & D) (E)	% Diff Column B & D (F)
CERTIFICATED SALARIES								
Other Certificated Salaries		1900	0.00	0.00	0.00	0.00	0.00	0.0%
TOTAL, CERTIFICATED SALARIES			0.00	0.00	0.00	0.00	0.00	0.0%
CLASSIFIED SALARIES								
Classified Support Salaries		2200	0.00	0.00	0.00	0.00	0.00	0.0%
Classified Supervisors' and Administrators' Salaries		2300	0.00	0.00	0.00	0.00	0.00	0.0%
Clerical, Technical and Office Salaries		2400	0.00	0.00	0.00	0.00	0.00	0.0%
Other Classified Salaries		2900	0.00	0.00	0.00	0.00	0.00	0.0%
TOTAL, CLASSIFIED SALARIES			0.00	0.00	0.00	0.00	0.00	0.0%
EMPLOYEE BENEFITS								
STRS		3101-3102	0.00	0.00	0.00	0.00	0.00	0.0%
PERS		3201-3202	0.00	0.00	0.00	0.00	0.00	0.0%
OASDI/Medicare/Alternative		3301-3302	0.00	0.00	0.00	0.00	0.00	0.0%
Health and Welfare Benefits		3401-3402	0.00	0.00	0.00	0.00	0.00	0.0%
Unemployment Insurance		3501-3502	0.00	0.00	0.00	0.00	0.00	0.0%
Workers' Compensation		3601-3602	0.00	0.00	0.00	0.00	0.00	0.0%
OPEB, Allocated		3701-3702	0.00	0.00	0.00	0.00	0.00	0.0%
OPEB, Active Employees		3751-3752	0.00	0.00	0.00	0.00	0.00	0.0%
Other Employee Benefits		3901-3902	0.00	0.00	0.00	0.00	0.00	0.0%
TOTAL, EMPLOYEE BENEFITS			0.00	0.00	0.00	0.00	0.00	0.0%
BOOKS AND SUPPLIES								
Approved Textbooks and Core Curricula Materials		4100	0.00	0.00	0.00	0.00	0.00	0.0%
Books and Other Reference Materials		4200	0.00	0.00	0.00	0.00	0.00	0.0%
Materials and Supplies		4300	0.00	0.00	0.00	0.00	0.00	0.0%
Noncapitalized Equipment		4400	0.00	0.00	0.00	0.00	0.00	0.0%
TOTAL, BOOKS AND SUPPLIES			0.00	0.00	0.00	0.00	0.00	0.0%
SERVICES AND OTHER OPERATING EXPENDITURES								
Subagreements for Services		5100	0.00	0.00	0.00	0.00	0.00	0.0%
Travel and Conferences		5200	0.00	0.00	0.00	0.00	0.00	0.0%
Insurance		5400-5450	0.00	0.00	0.00	0.00	0.00	0.0%
Operations and Housekeeping Services		5500	0.00	0.00	0.00	0.00	0.00	0.0%
Rentals, Leases, Repairs, and Noncapitalized Improvements		5600	0.00	0.00	0.00	0.00	0.00	0.0%
Transfers of Direct Costs		5710	0.00	0.00	0.00	0.00	0.00	0.0%
Transfers of Direct Costs - Interfund		5750	0.00	0.00	0.00	0.00	0.00	0.0%
Professional/Consulting Services and Operating Expenditures		5800	60,000.00	152,345.00	34,309.96	152,345.00	0.00	0.0%
Communications		5900	0.00	500.00	116.00	500.00	0.00	0.0%
TOTAL, SERVICES AND OTHER OPERATING EXPENDITURES			60,000.00	152,845.00	34,425.96	152,845.00	0.00	0.0%

Description	Resource Codes	Object Codes	Original Budget (A)	Board Approved Operating Budget (B)	Actuals To Date (C)	Projected Year Totals (D)	Difference (Col B & D) (E)	% Diff Column B & D (F)
CAPITAL OUTLAY								
Land		6100	0.00	0.00	0.00	0.00	0.00	0.0%
Land Improvements		6170	0.00	0.00	0.00	0.00	0.00	0.0%
Buildings and Improvements of Buildings		6200	0.00	0.00	0.00	0.00	0.00	0.0%
Books and Media for New School Libraries or Major Expansion of School Libraries		6300	0.00	0.00	0.00	0.00	0.00	0.0%
Equipment		6400	0.00	0.00	0.00	0.00	0.00	0.0%
Equipment Replacement		6500	0.00	0.00	0.00	0.00	0.00	0.0%
Lease Assets		6600	0.00	0.00	0.00	0.00	0.00	0.0%
TOTAL, CAPITAL OUTLAY			0.00	0.00	0.00	0.00	0.00	0.0%
OTHER OUTGO (excluding Transfers of Indirect Costs)								
Other Transfers Out								
All Other Transfers Out to All Others		7299	0.00	0.00	0.00	0.00	0.00	0.0%
Debt Service								
Debt Service - Interest		7438	0.00	0.00	0.00	0.00	0.00	0.0%
Other Debt Service - Principal		7439	0.00	0.00	0.00	0.00	0.00	0.0%
TOTAL, OTHER OUTGO (excluding Transfers of Indirect Costs)			0.00	0.00	0.00	0.00	0.00	0.0%
TOTAL, EXPENDITURES			60,000.00	152,845.00	34,425.96	152,845.00		

Description	Resource Codes	Object Codes	Original Budget (A)	Board Approved Operating Budget (B)	Actuals To Date (C)	Projected Year Totals (D)	Difference (Col B & D) (E)	% Diff Column B & D (F)
INTERFUND TRANSFERS								
INTERFUND TRANSFERS IN								
Other Authorized Interfund Transfers In		8919	0.00	0.00	0.00	0.00	0.00	0.0%
(a) TOTAL, INTERFUND TRANSFERS IN			0.00	0.00	0.00	0.00	0.00	0.0%
INTERFUND TRANSFERS OUT								
To: State School Building Fund/ County School Facilities Fund		7613	0.00	0.00	0.00	0.00	0.00	0.0%
Other Authorized Interfund Transfers Out		7619	0.00	0.00	0.00	0.00	0.00	0.0%
(b) TOTAL, INTERFUND TRANSFERS OUT			0.00	0.00	0.00	0.00	0.00	0.0%
OTHER SOURCES/USES								
SOURCES								
Proceeds								
Proceeds from Disposal of Capital Assets		8953	0.00	0.00	0.00	0.00	0.00	0.0%
Other Sources								
Transfers from Funds of Lapsed/Reorganized LEAs		8965	0.00	0.00	0.00	0.00	0.00	0.0%
Long-Term Debt Proceeds								
Proceeds from Certificates of Participation		8971	0.00	0.00	0.00	0.00	0.00	0.0%
Proceeds from Leases		8972	0.00	0.00	0.00	0.00	0.00	0.0%
Proceeds from Lease Revenue Bonds		8973	0.00	0.00	0.00	0.00	0.00	0.0%
All Other Financing Sources		8979	0.00	0.00	0.00	0.00	0.00	0.0%
(c) TOTAL, SOURCES			0.00	0.00	0.00	0.00	0.00	0.0%
USES								
Transfers of Funds from Lapsed/Reorganized LEAs		7651	0.00	0.00	0.00	0.00	0.00	0.0%
All Other Financing Uses		7699	0.00	0.00	0.00	0.00	0.00	0.0%
(d) TOTAL, USES			0.00	0.00	0.00	0.00	0.00	0.0%
CONTRIBUTIONS								
Contributions from Unrestricted Revenues		8980	0.00	0.00	0.00	0.00	0.00	0.0%
Contributions from Restricted Revenues		8990	0.00	0.00	0.00	0.00	0.00	0.0%
(e) TOTAL, CONTRIBUTIONS			0.00	0.00	0.00	0.00	0.00	0.0%
TOTAL, OTHER FINANCING SOURCES/USES (a - b + c - d + e)			0.00	0.00	0.00	0.00		

Resource	Description	2021/22 Projected Year Totals
9010	Other Restricted Local	6,699,818.06
Total, Restricted Balance		6,699,818.06

Description	Resource Codes	Object Codes	Original Budget (A)	Board Approved Operating Budget (B)	Actuals To Date (C)	Projected Year Totals (D)	Difference (Col B & D) (E)	% Diff Column B & D (F)
A. REVENUES								
1) LCFF Sources		8010-8099	0.00	0.00	0.00	0.00	0.00	0.0%
2) Federal Revenue		8100-8299	0.00	0.00	0.00	0.00	0.00	0.0%
3) Other State Revenue		8300-8599	0.00	0.00	0.00	0.00	0.00	0.0%
4) Other Local Revenue		8600-8799	0.00	5,567,449.00	5,567,449.00	5,567,449.00	0.00	0.0%
5) TOTAL, REVENUES			0.00	5,567,449.00	5,567,449.00	5,567,449.00		
B. EXPENDITURES								
1) Certificated Salaries		1000-1999	0.00	0.00	0.00	0.00	0.00	0.0%
2) Classified Salaries		2000-2999	0.00	0.00	0.00	0.00	0.00	0.0%
3) Employee Benefits		3000-3999	0.00	0.00	0.00	0.00	0.00	0.0%
4) Books and Supplies		4000-4999	0.00	0.00	0.00	0.00	0.00	0.0%
5) Services and Other Operating Expenditures		5000-5999	0.00	0.00	0.00	0.00	0.00	0.0%
6) Capital Outlay		6000-6999	0.00	0.00	0.00	0.00	0.00	0.0%
7) Other Outgo (excluding Transfers of Indirect Costs)		7100-7299, 7400-7499	0.00	0.00	0.00	0.00	0.00	0.0%
8) Other Outgo - Transfers of Indirect Costs		7300-7399	0.00	0.00	0.00	0.00	0.00	0.0%
9) TOTAL, EXPENDITURES			0.00	0.00	0.00	0.00		
C. EXCESS (DEFICIENCY) OF REVENUES OVER EXPENDITURES BEFORE OTHER FINANCING SOURCES AND USES (A5 - B9)			0.00	5,567,449.00	5,567,449.00	5,567,449.00		
D. OTHER FINANCING SOURCES/USES								
1) Interfund Transfers								
a) Transfers In		8900-8929	0.00	0.00	0.00	0.00	0.00	0.0%
b) Transfers Out		7600-7629	0.00	5,569,802.00	5,569,801.96	5,569,802.00	0.00	0.0%
2) Other Sources/Uses								
a) Sources		8930-8979	0.00	0.00	0.00	0.00	0.00	0.0%
b) Uses		7630-7699	0.00	0.00	0.00	0.00	0.00	0.0%
3) Contributions		8980-8999	0.00	0.00	0.00	0.00	0.00	0.0%
4) TOTAL, OTHER FINANCING SOURCES/USES			0.00	(5,569,802.00)	(5,569,801.96)	(5,569,802.00)		

Description	Resource Codes	Object Codes	Original Budget (A)	Board Approved Operating Budget (B)	Actuals To Date (C)	Projected Year Totals (D)	Difference (Col B & D) (E)	% Diff Column B & D (F)
E. NET INCREASE (DECREASE) IN FUND BALANCE (C + D4)			0.00	(2,353.00)	(2,352.96)	(2,353.00)		
F. FUND BALANCE, RESERVES								
1) Beginning Fund Balance								
a) As of July 1 - Unaudited		9791	2,352.96	2,352.96		2,352.96	0.00	0.0%
b) Audit Adjustments		9793	0.00	0.00		0.00	0.00	0.0%
c) As of July 1 - Audited (F1a + F1b)			2,352.96	2,352.96		2,352.96		
d) Other Restatements		9795	0.00	0.00		0.00	0.00	0.0%
e) Adjusted Beginning Balance (F1c + F1d)			2,352.96	2,352.96		2,352.96		
2) Ending Balance, June 30 (E + F1e)			2,352.96	(0.04)		(0.04)		
Components of Ending Fund Balance								
a) Nonspendable								
Revolving Cash		9711	0.00	0.00		0.00		
Stores		9712	0.00	0.00		0.00		
Prepaid Items		9713	0.00	0.00		0.00		
All Others		9719	0.00	0.00		0.00		
b) Legally Restricted Balance		9740	2,352.96	0.00		0.00		
c) Committed								
Stabilization Arrangements		9750	0.00	0.00		0.00		
Other Commitments		9760	0.00	0.00		0.00		
d) Assigned								
Other Assignments		9780	0.00	0.00		0.00		
e) Unassigned/Unappropriated								
Reserve for Economic Uncertainties		9789	0.00	0.00		0.00		
Unassigned/Unappropriated Amount		9790	0.00	(0.04)		(0.04)		

Description	Resource Codes	Object Codes	Original Budget (A)	Board Approved Operating Budget (B)	Actuals To Date (C)	Projected Year Totals (D)	Difference (Col B & D) (E)	% Diff Column B & D (F)
FEDERAL REVENUE								
All Other Federal Revenue		8290	0.00	0.00	0.00	0.00	0.00	0.0%
TOTAL, FEDERAL REVENUE			0.00	0.00	0.00	0.00	0.00	0.0%
OTHER STATE REVENUE								
School Facilities Apportionments		8545	0.00	0.00	0.00	0.00	0.00	0.0%
Pass-Through Revenues from State Sources		8587	0.00	0.00	0.00	0.00	0.00	0.0%
All Other State Revenue		8590	0.00	0.00	0.00	0.00	0.00	0.0%
TOTAL, OTHER STATE REVENUE			0.00	0.00	0.00	0.00	0.00	0.0%
OTHER LOCAL REVENUE								
Sales								
Sale of Equipment/Supplies		8631	0.00	0.00	0.00	0.00	0.00	0.0%
Leases and Rentals		8650	0.00	0.00	0.00	0.00	0.00	0.0%
Interest		8660	0.00	45.00	45.00	45.00	0.00	0.0%
Net Increase (Decrease) in the Fair Value of Investments		8662	0.00	0.00	0.00	0.00	0.00	0.0%
Other Local Revenue								
All Other Local Revenue		8699	0.00	5,567,404.00	5,567,404.00	5,567,404.00	0.00	0.0%
All Other Transfers In from All Others		8799	0.00	0.00	0.00	0.00	0.00	0.0%
TOTAL, OTHER LOCAL REVENUE			0.00	5,567,449.00	5,567,449.00	5,567,449.00	0.00	0.0%
TOTAL, REVENUES			0.00	5,567,449.00	5,567,449.00	5,567,449.00		

Description	Resource Codes	Object Codes	Original Budget (A)	Board Approved Operating Budget (B)	Actuals To Date (C)	Projected Year Totals (D)	Difference (Col B & D) (E)	% Diff Column B & D (F)
CLASSIFIED SALARIES								
Classified Support Salaries		2200	0.00	0.00	0.00	0.00	0.00	0.0%
Classified Supervisors' and Administrators' Salaries		2300	0.00	0.00	0.00	0.00	0.00	0.0%
Clerical, Technical and Office Salaries		2400	0.00	0.00	0.00	0.00	0.00	0.0%
Other Classified Salaries		2900	0.00	0.00	0.00	0.00	0.00	0.0%
TOTAL, CLASSIFIED SALARIES			0.00	0.00	0.00	0.00	0.00	0.0%
EMPLOYEE BENEFITS								
STRS		3101-3102	0.00	0.00	0.00	0.00	0.00	0.0%
PERS		3201-3202	0.00	0.00	0.00	0.00	0.00	0.0%
OASDI/Medicare/Alternative		3301-3302	0.00	0.00	0.00	0.00	0.00	0.0%
Health and Welfare Benefits		3401-3402	0.00	0.00	0.00	0.00	0.00	0.0%
Unemployment Insurance		3501-3502	0.00	0.00	0.00	0.00	0.00	0.0%
Workers' Compensation		3601-3602	0.00	0.00	0.00	0.00	0.00	0.0%
OPEB, Allocated		3701-3702	0.00	0.00	0.00	0.00	0.00	0.0%
OPEB, Active Employees		3751-3752	0.00	0.00	0.00	0.00	0.00	0.0%
Other Employee Benefits		3901-3902	0.00	0.00	0.00	0.00	0.00	0.0%
TOTAL, EMPLOYEE BENEFITS			0.00	0.00	0.00	0.00	0.00	0.0%
BOOKS AND SUPPLIES								
Books and Other Reference Materials		4200	0.00	0.00	0.00	0.00	0.00	0.0%
Materials and Supplies		4300	0.00	0.00	0.00	0.00	0.00	0.0%
Noncapitalized Equipment		4400	0.00	0.00	0.00	0.00	0.00	0.0%
TOTAL, BOOKS AND SUPPLIES			0.00	0.00	0.00	0.00	0.00	0.0%
SERVICES AND OTHER OPERATING EXPENDITURES								
Subagreements for Services		5100	0.00	0.00	0.00	0.00	0.00	0.0%
Travel and Conferences		5200	0.00	0.00	0.00	0.00	0.00	0.0%
Insurance		5400-5450	0.00	0.00	0.00	0.00	0.00	0.0%
Operations and Housekeeping Services		5500	0.00	0.00	0.00	0.00	0.00	0.0%
Rentals, Leases, Repairs, and Noncapitalized Improvements		5600	0.00	0.00	0.00	0.00	0.00	0.0%
Transfers of Direct Costs		5710	0.00	0.00	0.00	0.00	0.00	0.0%
Transfers of Direct Costs - Interfund		5750	0.00	0.00	0.00	0.00	0.00	0.0%
Professional/Consulting Services and Operating Expenditures		5800	0.00	0.00	0.00	0.00	0.00	0.0%
Communications		5900	0.00	0.00	0.00	0.00	0.00	0.0%
TOTAL, SERVICES AND OTHER OPERATING EXPENDITURES			0.00	0.00	0.00	0.00	0.00	0.0%

Description	Resource Codes	Object Codes	Original Budget (A)	Board Approved Operating Budget (B)	Actuals To Date (C)	Projected Year Totals (D)	Difference (Col B & D) (E)	% Diff Column B & D (F)
CAPITAL OUTLAY								
Land		6100	0.00	0.00	0.00	0.00	0.00	0.0%
Land Improvements		6170	0.00	0.00	0.00	0.00	0.00	0.0%
Buildings and Improvements of Buildings		6200	0.00	0.00	0.00	0.00	0.00	0.0%
Books and Media for New School Libraries or Major Expansion of School Libraries		6300	0.00	0.00	0.00	0.00	0.00	0.0%
Equipment		6400	0.00	0.00	0.00	0.00	0.00	0.0%
Equipment Replacement		6500	0.00	0.00	0.00	0.00	0.00	0.0%
Lease Assets		6600	0.00	0.00	0.00	0.00	0.00	0.0%
TOTAL, CAPITAL OUTLAY			0.00	0.00	0.00	0.00	0.00	0.0%
OTHER OUTGO (excluding Transfers of Indirect Costs)								
Other Transfers Out								
Transfers of Pass-Through Revenues To Districts or Charter Schools		7211	0.00	0.00	0.00	0.00	0.00	0.0%
To County Offices		7212	0.00	0.00	0.00	0.00	0.00	0.0%
To JPAs		7213	0.00	0.00	0.00	0.00	0.00	0.0%
All Other Transfers Out to All Others		7299	0.00	0.00	0.00	0.00	0.00	0.0%
Debt Service								
Debt Service - Interest		7438	0.00	0.00	0.00	0.00	0.00	0.0%
Other Debt Service - Principal		7439	0.00	0.00	0.00	0.00	0.00	0.0%
TOTAL, OTHER OUTGO (excluding Transfers of Indirect Costs)			0.00	0.00	0.00	0.00	0.00	0.0%
TOTAL, EXPENDITURES			0.00	0.00	0.00	0.00		

Description	Resource Codes	Object Codes	Original Budget (A)	Board Approved Operating Budget (B)	Actuals To Date (C)	Projected Year Totals (D)	Difference (Col B & D) (E)	% Diff Column B & D (F)
INTERFUND TRANSFERS								
INTERFUND TRANSFERS IN								
To: State School Building Fund/ County School Facilities Fund From: All Other Funds		8913	0.00	0.00	0.00	0.00	0.00	0.0%
Other Authorized Interfund Transfers In		8919	0.00	0.00	0.00	0.00	0.00	0.0%
(a) TOTAL, INTERFUND TRANSFERS IN			0.00	0.00	0.00	0.00	0.00	0.0%
INTERFUND TRANSFERS OUT								
To: State School Building Fund/ County School Facilities Fund		7613	0.00	0.00	0.00	0.00	0.00	0.0%
Other Authorized Interfund Transfers Out		7619	0.00	5,569,802.00	5,569,801.96	5,569,802.00	0.00	0.0%
(b) TOTAL, INTERFUND TRANSFERS OUT			0.00	5,569,802.00	5,569,801.96	5,569,802.00	0.00	0.0%
OTHER SOURCES/USES								
SOURCES								
Proceeds								
Proceeds from Disposal of Capital Assets		8953	0.00	0.00	0.00	0.00	0.00	0.0%
Other Sources								
Transfers from Funds of Lapsed/Reorganized LEAs		8965	0.00	0.00	0.00	0.00	0.00	0.0%
Long-Term Debt Proceeds								
Proceeds from Certificates of Participation		8971	0.00	0.00	0.00	0.00	0.00	0.0%
Proceeds from Leases		8972	0.00	0.00	0.00	0.00	0.00	0.0%
Proceeds from Lease Revenue Bonds		8973	0.00	0.00	0.00	0.00	0.00	0.0%
All Other Financing Sources		8979	0.00	0.00	0.00	0.00	0.00	0.0%
(c) TOTAL, SOURCES			0.00	0.00	0.00	0.00	0.00	0.0%
USES								
Transfers of Funds from Lapsed/Reorganized LEAs		7651	0.00	0.00	0.00	0.00	0.00	0.0%
(d) TOTAL, USES			0.00	0.00	0.00	0.00	0.00	0.0%
CONTRIBUTIONS								
Contributions from Unrestricted Revenues		8980	0.00	0.00	0.00	0.00	0.00	0.0%
Contributions from Restricted Revenues		8990	0.00	0.00	0.00	0.00	0.00	0.0%
(e) TOTAL, CONTRIBUTIONS			0.00	0.00	0.00	0.00	0.00	0.0%
TOTAL, OTHER FINANCING SOURCES/USES (a - b + c - d + e)			0.00	(5,569,802.00)	(5,569,801.96)	(5,569,802.00)		

Resource	Description	2021/22 Projected Year Totals
Total, Restricted Balance		0.00

Description	Resource Codes	Object Codes	Original Budget (A)	Board Approved Operating Budget (B)	Actuals To Date (C)	Projected Year Totals (D)	Difference (Col B & D) (E)	% Diff Column B & D (F)
A. REVENUES								
1) LCFF Sources		8010-8099	0.00	0.00	0.00	0.00	0.00	0.0%
2) Federal Revenue		8100-8299	0.00	0.00	0.00	0.00	0.00	0.0%
3) Other State Revenue		8300-8599	4,579,086.00	4,579,086.00	0.00	4,579,086.00	0.00	0.0%
4) Other Local Revenue		8600-8799	75,978,814.00	75,978,814.00	0.00	75,978,814.00	0.00	0.0%
5) TOTAL, REVENUES			80,557,900.00	80,557,900.00	0.00	80,557,900.00		
B. EXPENDITURES								
1) Certificated Salaries		1000-1999	0.00	0.00	0.00	0.00	0.00	0.0%
2) Classified Salaries		2000-2999	0.00	0.00	0.00	0.00	0.00	0.0%
3) Employee Benefits		3000-3999	0.00	0.00	0.00	0.00	0.00	0.0%
4) Books and Supplies		4000-4999	0.00	0.00	0.00	0.00	0.00	0.0%
5) Services and Other Operating Expenditures		5000-5999	0.00	0.00	0.00	0.00	0.00	0.0%
6) Capital Outlay		6000-6999	0.00	0.00	0.00	0.00	0.00	0.0%
7) Other Outgo (excluding Transfers of Indirect Costs)		7100-7299, 7400-7499	88,234,983.00	88,234,983.00	0.00	88,234,983.00	0.00	0.0%
8) Other Outgo - Transfers of Indirect Costs		7300-7399	0.00	0.00	0.00	0.00	0.00	0.0%
9) TOTAL, EXPENDITURES			88,234,983.00	88,234,983.00	0.00	88,234,983.00		
C. EXCESS (DEFICIENCY) OF REVENUES OVER EXPENDITURES BEFORE OTHER FINANCING SOURCES AND USES (A5 - B9)			(7,677,083.00)	(7,677,083.00)	0.00	(7,677,083.00)		
D. OTHER FINANCING SOURCES/USES								
1) Interfund Transfers								
a) Transfers In		8900-8929	0.00	0.00	0.00	0.00	0.00	0.0%
b) Transfers Out		7600-7629	0.00	0.00	0.00	0.00	0.00	0.0%
2) Other Sources/Uses								
a) Sources		8930-8979	0.00	0.00	0.00	0.00	0.00	0.0%
b) Uses		7630-7699	0.00	0.00	0.00	0.00	0.00	0.0%
3) Contributions		8980-8999	0.00	0.00	0.00	0.00	0.00	0.0%
4) TOTAL, OTHER FINANCING SOURCES/USES			0.00	0.00	0.00	0.00		

Description	Resource Codes	Object Codes	Original Budget (A)	Board Approved Operating Budget (B)	Actuals To Date (C)	Projected Year Totals (D)	Difference (Col B & D) (E)	% Diff Column B & D (F)
E. NET INCREASE (DECREASE) IN FUND BALANCE (C + D4)			(7,677,083.00)	(7,677,083.00)	0.00	(7,677,083.00)		
F. FUND BALANCE, RESERVES								
1) Beginning Fund Balance								
a) As of July 1 - Unaudited		9791	93,139,696.27	93,139,696.27		93,139,696.27	0.00	0.0%
b) Audit Adjustments		9793	7,961,748.00	7,961,748.00		7,961,748.00	0.00	0.0%
c) As of July 1 - Audited (F1a + F1b)			101,101,444.27	101,101,444.27		101,101,444.27		
d) Other Restatements		9795	0.00	0.00		0.00	0.00	0.0%
e) Adjusted Beginning Balance (F1c + F1d)			101,101,444.27	101,101,444.27		101,101,444.27		
2) Ending Balance, June 30 (E + F1e)			93,424,361.27	93,424,361.27		93,424,361.27		
Components of Ending Fund Balance								
a) Nonspendable								
Revolving Cash		9711	0.00	0.00		0.00		
Stores		9712	0.00	0.00		0.00		
Prepaid Items		9713	0.00	0.00		0.00		
All Others		9719	0.00	0.00		0.00		
b) Legally Restricted Balance		9740	93,424,361.27	93,424,361.27		93,424,361.27		
c) Committed								
Stabilization Arrangements		9750	0.00	0.00		0.00		
Other Commitments		9760	0.00	0.00		0.00		
d) Assigned								
Other Assignments		9780	0.00	0.00		0.00		
e) Unassigned/Unappropriated								
Reserve for Economic Uncertainties		9789	0.00	0.00		0.00		
Unassigned/Unappropriated Amount		9790	0.00	0.00		0.00		

Description	Resource Codes	Object Codes	Original Budget (A)	Board Approved Operating Budget (B)	Actuals To Date (C)	Projected Year Totals (D)	Difference (Col B & D) (E)	% Diff Column B & D (F)
FEDERAL REVENUE								
All Other Federal Revenue		8290	0.00	0.00	0.00	0.00	0.00	0.0%
TOTAL, FEDERAL REVENUE			0.00	0.00	0.00	0.00	0.00	0.0%
OTHER STATE REVENUE								
Tax Relief Subventions Voted Indebtedness Levies								
Homeowners' Exemptions		8571	702,747.00	702,747.00	0.00	702,747.00	0.00	0.0%
Other Subventions/In-Lieu Taxes		8572	3,876,339.00	3,876,339.00	0.00	3,876,339.00	0.00	0.0%
TOTAL, OTHER STATE REVENUE			4,579,086.00	4,579,086.00	0.00	4,579,086.00	0.00	0.0%
OTHER LOCAL REVENUE								
County and District Taxes Voted Indebtedness Levies								
Secured Roll		8611	74,808,260.00	74,808,260.00	0.00	74,808,260.00	0.00	0.0%
Unsecured Roll		8612	1,170,554.00	1,170,554.00	0.00	1,170,554.00	0.00	0.0%
Prior Years' Taxes		8613	0.00	0.00	0.00	0.00	0.00	0.0%
Supplemental Taxes		8614	0.00	0.00	0.00	0.00	0.00	0.0%
Penalties and Interest from Delinquent Non-LCFF Taxes		8629	0.00	0.00	0.00	0.00	0.00	0.0%
Interest		8660	0.00	0.00	0.00	0.00	0.00	0.0%
Net Increase (Decrease) in the Fair Value of Investments		8662	0.00	0.00	0.00	0.00	0.00	0.0%
Other Local Revenue								
All Other Local Revenue		8699	0.00	0.00	0.00	0.00	0.00	0.0%
All Other Transfers In from All Others		8799	0.00	0.00	0.00	0.00	0.00	0.0%
TOTAL, OTHER LOCAL REVENUE			75,978,814.00	75,978,814.00	0.00	75,978,814.00	0.00	0.0%
TOTAL, REVENUES			80,557,900.00	80,557,900.00	0.00	80,557,900.00		
OTHER OUTGO (excluding Transfers of Indirect Costs)								
Debt Service								
Bond Redemptions		7433	0.00	0.00	0.00	0.00	0.00	0.0%
Bond Interest and Other Service Charges		7434	26,000.00	26,000.00	0.00	26,000.00	0.00	0.0%
Debt Service - Interest		7438	24,026,057.00	24,026,057.00	0.00	24,026,057.00	0.00	0.0%
Other Debt Service - Principal		7439	64,182,926.00	64,182,926.00	0.00	64,182,926.00	0.00	0.0%
TOTAL, OTHER OUTGO (excluding Transfers of Indirect Costs)			88,234,983.00	88,234,983.00	0.00	88,234,983.00	0.00	0.0%
TOTAL, EXPENDITURES			88,234,983.00	88,234,983.00	0.00	88,234,983.00		

Description	Resource Codes	Object Codes	Original Budget (A)	Board Approved Operating Budget (B)	Actuals To Date (C)	Projected Year Totals (D)	Difference (Col B & D) (E)	% Diff Column B & D (F)
INTERFUND TRANSFERS								
INTERFUND TRANSFERS IN								
Other Authorized Interfund Transfers In		8919	0.00	0.00	0.00	0.00	0.00	0.0%
(a) TOTAL, INTERFUND TRANSFERS IN			0.00	0.00	0.00	0.00	0.00	0.0%
INTERFUND TRANSFERS OUT								
To: General Fund		7614	0.00	0.00	0.00	0.00	0.00	0.0%
Other Authorized Interfund Transfers Out		7619	0.00	0.00	0.00	0.00	0.00	0.0%
(b) TOTAL, INTERFUND TRANSFERS OUT			0.00	0.00	0.00	0.00	0.00	0.0%
OTHER SOURCES/USES								
SOURCES								
Other Sources								
Transfers from Funds of Lapsed/Reorganized LEAs		8965	0.00	0.00	0.00	0.00	0.00	0.0%
All Other Financing Sources		8979	0.00	0.00	0.00	0.00	0.00	0.0%
(c) TOTAL, SOURCES			0.00	0.00	0.00	0.00	0.00	0.0%
USES								
Transfers of Funds from Lapsed/Reorganized LEAs		7651	0.00	0.00	0.00	0.00	0.00	0.0%
All Other Financing Uses		7699	0.00	0.00	0.00	0.00	0.00	0.0%
(d) TOTAL, USES			0.00	0.00	0.00	0.00	0.00	0.0%
CONTRIBUTIONS								
Contributions from Unrestricted Revenues		8980	0.00	0.00	0.00	0.00	0.00	0.0%
Contributions from Restricted Revenues		8990	0.00	0.00	0.00	0.00	0.00	0.0%
(e) TOTAL, CONTRIBUTIONS			0.00	0.00	0.00	0.00	0.00	0.0%
TOTAL, OTHER FINANCING SOURCES/USES (a - b + c - d + e)			0.00	0.00	0.00	0.00		

Resource	Description	2021/22 Projected Year Totals
9010	Other Restricted Local	93,424,361.27
Total, Restricted Balance		93,424,361.27

Description	Resource Codes	Object Codes	Original Budget (A)	Board Approved Operating Budget (B)	Actuals To Date (C)	Projected Year Totals (D)	Difference (Col B & D) (E)	% Diff Column B & D (F)
A. REVENUES								
1) LCFF Sources		8010-8099	0.00	0.00	0.00	0.00	0.00	0.0%
2) Federal Revenue		8100-8299	0.00	0.00	0.00	0.00	0.00	0.0%
3) Other State Revenue		8300-8599	0.00	0.00	0.00	0.00	0.00	0.0%
4) Other Local Revenue		8600-8799	21,441,604.00	22,280,058.00	9,291,737.44	22,280,058.00	0.00	0.0%
5) TOTAL, REVENUES			21,441,604.00	22,280,058.00	9,291,737.44	22,280,058.00		
B. EXPENSES								
1) Certificated Salaries		1000-1999	0.00	0.00	0.00	0.00	0.00	0.0%
2) Classified Salaries		2000-2999	383,527.00	397,463.00	131,777.75	397,463.00	0.00	0.0%
3) Employee Benefits		3000-3999	232,386.00	232,386.00	66,901.14	232,386.00	0.00	0.0%
4) Books and Supplies		4000-4999	26,291.00	27,291.00	1,859.23	27,291.00	0.00	0.0%
5) Services and Other Operating Expenses		5000-5999	23,765,128.00	23,783,740.00	7,090,867.11	23,783,740.00	0.00	0.0%
6) Depreciation and Amortization		6000-6999	0.00	0.00	0.00	0.00	0.00	0.0%
7) Other Outgo (excluding Transfers of Indirect Costs)		7100-7299, 7400-7499	0.00	0.00	0.00	0.00	0.00	0.0%
8) Other Outgo - Transfers of Indirect Costs		7300-7399	0.00	0.00	0.00	0.00	0.00	0.0%
9) TOTAL, EXPENSES			24,407,332.00	24,440,880.00	7,291,405.23	24,440,880.00		
C. EXCESS (DEFICIENCY) OF REVENUES OVER EXPENSES BEFORE OTHER FINANCING SOURCES AND USES (A5 - B9)			(2,965,728.00)	(2,160,822.00)	2,000,332.21	(2,160,822.00)		
D. OTHER FINANCING SOURCES/USES								
1) Interfund Transfers								
a) Transfers In		8900-8929	2,000,000.00	2,000,000.00	0.00	2,000,000.00	0.00	0.0%
b) Transfers Out		7600-7629	0.00	0.00	0.00	0.00	0.00	0.0%
2) Other Sources/Uses								
a) Sources		8930-8979	0.00	0.00	0.00	0.00	0.00	0.0%
b) Uses		7630-7699	0.00	0.00	0.00	0.00	0.00	0.0%
3) Contributions		8980-8999	0.00	0.00	0.00	0.00	0.00	0.0%
4) TOTAL, OTHER FINANCING SOURCES/USES			2,000,000.00	2,000,000.00	0.00	2,000,000.00		

Description	Resource Codes	Object Codes	Original Budget (A)	Board Approved Operating Budget (B)	Actuals To Date (C)	Projected Year Totals (D)	Difference (Col B & D) (E)	% Diff Column B & D (F)
E. NET INCREASE (DECREASE) IN NET POSITION (C + D4)			(965,728.00)	(160,822.00)	2,000,332.21	(160,822.00)		
F. NET POSITION								
1) Beginning Net Position								
a) As of July 1 - Unaudited		9791	48,007,171.90	48,007,171.90		48,007,171.90	0.00	0.0%
b) Audit Adjustments		9793	0.00	0.00		0.00	0.00	0.0%
c) As of July 1 - Audited (F1a + F1b)			48,007,171.90	48,007,171.90		48,007,171.90		
d) Other Restatements		9795	0.00	0.00		0.00	0.00	0.0%
e) Adjusted Beginning Net Position (F1c + F1d)			48,007,171.90	48,007,171.90		48,007,171.90		
2) Ending Net Position, June 30 (E + F1e)			47,041,443.90	47,846,349.90		47,846,349.90		
Components of Ending Net Position								
a) Net Investment in Capital Assets		9796	0.00	0.00		0.00		
b) Restricted Net Position		9797	44,414,841.45	45,219,747.45		45,219,747.45		
c) Unrestricted Net Position		9790	2,626,602.45	2,626,602.45		2,626,602.45		

Description	Resource Codes	Object Codes	Original Budget (A)	Board Approved Operating Budget (B)	Actuals To Date (C)	Projected Year Totals (D)	Difference (Col B & D) (E)	% Diff Column B & D (F)
OTHER STATE REVENUE								
STRS On-Behalf Pension Contributions	7690	8590	0.00	0.00	0.00	0.00	0.00	0.0%
All Other State Revenue	All Other	8590	0.00	0.00	0.00	0.00	0.00	0.0%
TOTAL, OTHER STATE REVENUE			0.00	0.00	0.00	0.00	0.00	0.0%
OTHER LOCAL REVENUE								
Sales								
Sale of Equipment/Supplies		8631	0.00	0.00	0.00	0.00	0.00	0.0%
Interest		8660	150,000.00	150,000.00	2,196.00	150,000.00	0.00	0.0%
Net Increase (Decrease) in the Fair Value of Investments		8662	0.00	0.00	0.00	0.00	0.00	0.0%
Fees and Contracts								
In-District Premiums/Contributions		8674	21,281,604.00	22,120,058.00	9,182,260.44	22,120,058.00	0.00	0.0%
All Other Fees and Contracts		8689	0.00	0.00	0.00	0.00	0.00	0.0%
Other Local Revenue								
All Other Local Revenue		8699	10,000.00	10,000.00	107,281.00	10,000.00	0.00	0.0%
All Other Transfers In from All Others		8799	0.00	0.00	0.00	0.00	0.00	0.0%
TOTAL, OTHER LOCAL REVENUE			21,441,604.00	22,280,058.00	9,291,737.44	22,280,058.00	0.00	0.0%
TOTAL, REVENUES			21,441,604.00	22,280,058.00	9,291,737.44	22,280,058.00		

Description	Resource Codes	Object Codes	Original Budget (A)	Board Approved Operating Budget (B)	Actuals To Date (C)	Projected Year Totals (D)	Difference (Col B & D) (E)	% Diff Column B & D (F)
CERTIFICATED SALARIES								
Certificated Pupil Support Salaries		1200	0.00	0.00	0.00	0.00	0.00	0.0%
Certificated Supervisors' and Administrators' Salaries		1300	0.00	0.00	0.00	0.00	0.00	0.0%
TOTAL, CERTIFICATED SALARIES			0.00	0.00	0.00	0.00	0.00	0.0%
CLASSIFIED SALARIES								
Classified Support Salaries		2200	0.00	0.00	0.00	0.00	0.00	0.0%
Classified Supervisors' and Administrators' Salaries		2300	134,343.00	139,113.00	46,370.92	139,113.00	0.00	0.0%
Clerical, Technical and Office Salaries		2400	248,600.00	257,766.00	85,406.83	257,766.00	0.00	0.0%
Other Classified Salaries		2900	584.00	584.00	0.00	584.00	0.00	0.0%
TOTAL, CLASSIFIED SALARIES			383,527.00	397,463.00	131,777.75	397,463.00	0.00	0.0%
EMPLOYEE BENEFITS								
STRS		3101-3102	0.00	0.00	0.00	0.00	0.00	0.0%
PERS		3201-3202	87,733.00	87,733.00	28,666.46	87,733.00	0.00	0.0%
OASDI/Medicare/Alternative		3301-3302	29,339.00	29,339.00	9,763.50	29,339.00	0.00	0.0%
Health and Welfare Benefits		3401-3402	81,488.00	81,488.00	18,157.78	81,488.00	0.00	0.0%
Unemployment Insurance		3501-3502	4,721.00	4,721.00	660.96	4,721.00	0.00	0.0%
Workers' Compensation		3601-3602	7,671.00	7,671.00	2,643.65	7,671.00	0.00	0.0%
OPEB, Allocated		3701-3702	14,191.00	14,191.00	4,875.79	14,191.00	0.00	0.0%
OPEB, Active Employees		3751-3752	0.00	0.00	0.00	0.00	0.00	0.0%
Other Employee Benefits		3901-3902	7,243.00	7,243.00	2,133.00	7,243.00	0.00	0.0%
TOTAL, EMPLOYEE BENEFITS			232,386.00	232,386.00	66,901.14	232,386.00	0.00	0.0%
BOOKS AND SUPPLIES								
Books and Other Reference Materials		4200	0.00	0.00	0.00	0.00	0.00	0.0%
Materials and Supplies		4300	23,041.00	24,041.00	1,859.23	24,041.00	0.00	0.0%
Noncapitalized Equipment		4400	3,250.00	3,250.00	0.00	3,250.00	0.00	0.0%
TOTAL, BOOKS AND SUPPLIES			26,291.00	27,291.00	1,859.23	27,291.00	0.00	0.0%
SERVICES AND OTHER OPERATING EXPENSES								
Subagreements for Services		5100	0.00	0.00	0.00	0.00	0.00	0.0%
Travel and Conferences		5200	0.00	0.00	0.00	0.00	0.00	0.0%
Dues and Memberships		5300	0.00	0.00	0.00	0.00	0.00	0.0%
Insurance		5400-5450	0.00	0.00	0.00	0.00	0.00	0.0%
Operations and Housekeeping Services		5500	0.00	0.00	0.00	0.00	0.00	0.0%
Rentals, Leases, Repairs, and Noncapitalized Improvements		5600	1,369.00	1,369.00	0.00	1,369.00	0.00	0.0%
Transfers of Direct Costs - Interfund		5750	3,434,869.00	3,451,939.00	625.20	3,451,939.00	0.00	0.0%
Professional/Consulting Services and Operating Expenditures		5800	20,319,690.00	20,321,232.00	7,086,149.73	20,321,232.00	0.00	0.0%
Communications		5900	9,200.00	9,200.00	4,092.18	9,200.00	0.00	0.0%
TOTAL, SERVICES AND OTHER OPERATING EXPENSES			23,765,128.00	23,783,740.00	7,090,867.11	23,783,740.00	0.00	0.0%

Description	Resource Codes	Object Codes	Original Budget (A)	Board Approved Operating Budget (B)	Actuals To Date (C)	Projected Year Totals (D)	Difference (Col B & D) (E)	% Diff Column B & D (F)
DEPRECIATION AND AMORTIZATION								
Depreciation Expense		6900	0.00	0.00	0.00	0.00	0.00	0.0%
Amortization Expense-Lease Assets		6910	0.00	0.00	0.00	0.00	0.00	0.0%
TOTAL, DEPRECIATION AND AMORTIZATION			0.00	0.00	0.00	0.00	0.00	0.0%
TOTAL, EXPENSES			24,407,332.00	24,440,880.00	7,291,405.23	24,440,880.00		
INTERFUND TRANSFERS								
INTERFUND TRANSFERS IN								
Other Authorized Interfund Transfers In		8919	2,000,000.00	2,000,000.00	0.00	2,000,000.00	0.00	0.0%
(a) TOTAL, INTERFUND TRANSFERS IN			2,000,000.00	2,000,000.00	0.00	2,000,000.00	0.00	0.0%
INTERFUND TRANSFERS OUT								
Other Authorized Interfund Transfers Out		7619	0.00	0.00	0.00	0.00	0.00	0.0%
(b) TOTAL, INTERFUND TRANSFERS OUT			0.00	0.00	0.00	0.00	0.00	0.0%
OTHER SOURCES/USES								
SOURCES								
Other Sources								
Transfers from Funds of Lapsed/Reorganized LEAs		8965	0.00	0.00	0.00	0.00	0.00	0.0%
(c) TOTAL, SOURCES			0.00	0.00	0.00	0.00	0.00	0.0%
USES								
Transfers of Funds from Lapsed/Reorganized LEAs		7651	0.00	0.00	0.00	0.00	0.00	0.0%
(d) TOTAL, USES			0.00	0.00	0.00	0.00	0.00	0.0%
CONTRIBUTIONS								
Contributions from Unrestricted Revenues		8980	0.00	0.00	0.00	0.00	0.00	0.0%
Contributions from Restricted Revenues		8990	0.00	0.00	0.00	0.00	0.00	0.0%
(e) TOTAL, CONTRIBUTIONS			0.00	0.00	0.00	0.00	0.00	0.0%
TOTAL, OTHER FINANCING SOURCES/USES (a - b + c - d + e)			2,000,000.00	2,000,000.00	0.00	2,000,000.00		

Resource	Description	2021/22 Projected Year Totals
9010	Other Restricted Local	45,219,747.45
Total, Restricted Net Position		45,219,747.45

Description	ESTIMATED FUNDED ADA Original Budget (A)	ESTIMATED FUNDED ADA Board Approved Operating Budget (B)	ESTIMATED P-2 REPORT ADA Projected Year Totals (C)	ESTIMATED FUNDED ADA Projected Year Totals (D)	DIFFERENCE (Col. D - B) (E)	PERCENTAGE DIFFERENCE (Col. E / B) (F)
A. DISTRICT						
1. Total District Regular ADA Includes Opportunity Classes, Home & Hospital, Special Day Class, Continuation Education, Special Education NPS/LCI and Extended Year, and Community Day School (includes Necessary Small School ADA)	37,126.62	37,437.14	34,389.07	37,437.14	0.00	0%
2. Total Basic Aid Choice/Court Ordered Voluntary Pupil Transfer Regular ADA Includes Opportunity Classes, Home & Hospital, Special Day Class, Continuation Education, Special Education NPS/LCI and Extended Year, and Community Day School (ADA not included in Line A1 above)	0.00	0.00	0.00	0.00	0.00	0%
3. Total Basic Aid Open Enrollment Regular ADA Includes Opportunity Classes, Home & Hospital, Special Day Class, Continuation Education, Special Education NPS/LCI and Extended Year, and Community Day School (ADA not included in Line A1 above)	0.00	0.00	0.00	0.00	0.00	0%
4. Total, District Regular ADA (Sum of Lines A1 through A3)	37,126.62	37,437.14	34,389.07	37,437.14	0.00	0%
5. District Funded County Program ADA						
a. County Community Schools	72.41	72.41	72.41	72.41	0.00	0%
b. Special Education-Special Day Class	0.00	0.00	0.00	0.00	0.00	0%
c. Special Education-NPS/LCI	0.00	0.00	0.00	0.00	0.00	0%
d. Special Education Extended Year	0.00	0.00	0.00	0.00	0.00	0%
e. Other County Operated Programs: Opportunity Schools and Full Day Opportunity Classes, Specialized Secondary Schools	0.00	0.00	0.00	0.00	0.00	0%
f. County School Tuition Fund (Out of State Tuition) [EC 2000 and 46380]	0.00	0.00	0.00	0.00	0.00	0%
g. Total, District Funded County Program ADA (Sum of Lines A5a through A5f)	72.41	72.41	72.41	72.41	0.00	0%
6. TOTAL DISTRICT ADA (Sum of Line A4 and Line A5g)	37,199.03	37,509.55	34,461.48	37,509.55	0.00	0%
7. Adults in Correctional Facilities	0.00	0.00	0.00	0.00	0.00	0%
8. Charter School ADA (Enter Charter School ADA using Tab C. Charter School ADA)						

Description	ESTIMATED FUNDED ADA Original Budget (A)	ESTIMATED FUNDED ADA Board Approved Operating Budget (B)	ESTIMATED P-2 REPORT ADA Projected Year Totals (C)	ESTIMATED FUNDED ADA Projected Year Totals (D)	DIFFERENCE (Col. D - B) (E)	PERCENTAGE DIFFERENCE (Col. E / B) (F)
B. COUNTY OFFICE OF EDUCATION						
1. County Program Alternative Education Grant ADA						
a. County Group Home and Institution Pupils	0.00	0.00	0.00	0.00	0.00	0%
b. Juvenile Halls, Homes, and Camps	0.00	0.00	0.00	0.00	0.00	0%
c. Probation Referred, On Probation or Parole, Expelled per EC 48915(a) or (c) [EC 2574(c)(4)(A)]	0.00	0.00	0.00	0.00	0.00	0%
d. Total, County Program Alternative Education ADA (Sum of Lines B1a through B1c)	0.00	0.00	0.00	0.00	0.00	0%
2. District Funded County Program ADA						
a. County Community Schools	0.00	0.00	0.00	0.00	0.00	0%
b. Special Education-Special Day Class	0.00	0.00	0.00	0.00	0.00	0%
c. Special Education-NPS/LCI	0.00	0.00	0.00	0.00	0.00	0%
d. Special Education Extended Year	0.00	0.00	0.00	0.00	0.00	0%
e. Other County Operated Programs: Opportunity Schools and Full Day Opportunity Classes, Specialized Secondary Schools	0.00	0.00	0.00	0.00	0.00	0%
f. County School Tuition Fund (Out of State Tuition) [EC 2000 and 46380]	0.00	0.00	0.00	0.00	0.00	0%
g. Total, District Funded County Program ADA (Sum of Lines B2a through B2f)	0.00	0.00	0.00	0.00	0.00	0%
3. TOTAL COUNTY OFFICE ADA (Sum of Lines B1d and B2g)	0.00	0.00	0.00	0.00	0.00	0%
4. Adults in Correctional Facilities	0.00	0.00	0.00	0.00	0.00	0%
5. County Operations Grant ADA	0.00	0.00	0.00	0.00	0.00	0%
6. Charter School ADA (Enter Charter School ADA using Tab C. Charter School ADA)						

Description	ESTIMATED FUNDED ADA Original Budget (A)	ESTIMATED FUNDED ADA Board Approved Operating Budget (B)	ESTIMATED P-2 REPORT ADA Projected Year Totals (C)	ESTIMATED FUNDED ADA Projected Year Totals (D)	DIFFERENCE (Col. D - B) (E)	PERCENTAGE DIFFERENCE (Col. E / B) (F)
C. CHARTER SCHOOL ADA						
Authorizing LEAs reporting charter school SACS financial data in their Fund 01, 09, or 62 use this worksheet to report ADA for those charter schools. Charter schools reporting SACS financial data separately from their authorizing LEAs in Fund 01 or Fund 62 use this worksheet to report their ADA.						
FUND 01: Charter School ADA corresponding to SACS financial data reported in Fund 01.						
1. Total Charter School Regular ADA	0.00	0.00	0.00	0.00	0.00	0%
2. Charter School County Program Alternative Education ADA						
a. County Group Home and Institution Pupils	0.00	0.00	0.00	0.00	0.00	0%
b. Juvenile Halls, Homes, and Camps	0.00	0.00	0.00	0.00	0.00	0%
c. Probation Referred, On Probation or Parole, Expelled per EC 48915(a) or (c) [EC 2574(c)(4)(A)]	0.00	0.00	0.00	0.00	0.00	0%
d. Total, Charter School County Program Alternative Education ADA (Sum of Lines C2a through C2c)	0.00	0.00	0.00	0.00	0.00	0%
3. Charter School Funded County Program ADA						
a. County Community Schools	0.00	0.00	0.00	0.00	0.00	0%
b. Special Education-Special Day Class	0.00	0.00	0.00	0.00	0.00	0%
c. Special Education-NPS/LCI	0.00	0.00	0.00	0.00	0.00	0%
d. Special Education Extended Year	0.00	0.00	0.00	0.00	0.00	0%
e. Other County Operated Programs: Opportunity Schools and Full Day Opportunity Classes, Specialized Secondary Schools	0.00	0.00	0.00	0.00	0.00	0%
f. Total, Charter School Funded County Program ADA (Sum of Lines C3a through C3e)	0.00	0.00	0.00	0.00	0.00	0%
4. TOTAL CHARTER SCHOOL ADA (Sum of Lines C1, C2d, and C3f)	0.00	0.00	0.00	0.00	0.00	0%
FUND 09 or 62: Charter School ADA corresponding to SACS financial data reported in Fund 09 or Fund 62.						
5. Total Charter School Regular ADA	282.99	222.64	222.64	222.64	0.00	0%
6. Charter School County Program Alternative Education ADA						
a. County Group Home and Institution Pupils	0.00	0.00	0.00	0.00	0.00	0%
b. Juvenile Halls, Homes, and Camps	0.00	0.00	0.00	0.00	0.00	0%
c. Probation Referred, On Probation or Parole, Expelled per EC 48915(a) or (c) [EC 2574(c)(4)(A)]	0.00	0.00	0.00	0.00	0.00	0%
d. Total, Charter School County Program Alternative Education ADA (Sum of Lines C6a through C6c)	0.00	0.00	0.00	0.00	0.00	0%
7. Charter School Funded County Program ADA						
a. County Community Schools	0.00	0.00	0.00	0.00	0.00	0%
b. Special Education-Special Day Class	0.00	0.00	0.00	0.00	0.00	0%
c. Special Education-NPS/LCI	0.00	0.00	0.00	0.00	0.00	0%
d. Special Education Extended Year	0.00	0.00	0.00	0.00	0.00	0%
e. Other County Operated Programs: Opportunity Schools and Full Day Opportunity Classes, Specialized Secondary Schools	0.00	0.00	0.00	0.00	0.00	0%
f. Total, Charter School Funded County Program ADA (Sum of Lines C7a through C7e)	0.00	0.00	0.00	0.00	0.00	0%
8. TOTAL CHARTER SCHOOL ADA (Sum of Lines C5, C6d, and C7f)	282.99	222.64	222.64	222.64	0.00	0%
9. TOTAL CHARTER SCHOOL ADA Reported in Fund 01, 09, or 62 (Sum of Lines C4 and C8)	282.99	222.64	222.64	222.64	0.00	0%

SAN JUAN UNIFIED SCHOOL DISTRICT
2021-22 PROJECTED
CASHFLOW WORKSHEET

	Object	BEG. BAL. (Ref. Only)	July	August	September	October	November	December	January
ESTIMATE THROUGH THE MONTH OF	June								
A. BEGINNING CASH			72,114,417.22	49,024,521.01	93,197,037.36	82,332,654.53	63,592,339.91	52,794,563.87	121,401,587.77
B. RECEIPTS									
Revenue Limit Sources									
Principal Apportionment	8010-8019		(11,829,918.30)	9,920,554.00	8,116,126.00	17,819,266.00	17,819,266.00	41,025,717.00	17,819,266.00
Property Taxes	8020-8079		0.00	0.00	0.00	0.00	0.00	59,611,048.10	9,692,243.16
Miscellaneous Funds	8080-8099		144,003.00	(186,169.00)	(4,981,816.48)	0.00	(2,099,972.96)	(2,099,243.05)	(1,217,106.33)
Federal	8100-8299		701,031.70	9,418,952.62	5,480,251.50	4,163,418.26	366,257.06	7,804,142.81	233,294.16
Other State	8300-8599		12,686,131.63	2,150,741.21	11,989,902.20	3,606,761.00	3,843,822.49	6,302,196.14	2,962,163.76
Other Local	8600-8799		147,914.05	94,356.71	704,767.60	823,865.64	1,215,869.64	567,643.04	468,753.99
Interfund Transfers In	8910-8929		0.00	0.00	500.00	0.00	0.00	0.00	0.00
All Other Financing Sources	8930-8979		0.00	0.00	0.00	0.00	0.00	0.00	0.00
TOTAL RECEIPTS			**1,849,162.08**	**21,398,435.54**	**21,309,730.82**	**26,413,310.90**	**21,145,242.23**	**113,211,504.04**	**29,958,614.74**
C. DISBURSEMENTS									
Certificated Salaries	1000-1999		8,620,020.39	17,801,316.70	19,292,578.82	20,097,350.00	19,570,530.81	19,578,383.31	19,443,128.71
Classified Salaries	2000-2999		3,676,868.04	6,435,587.70	8,235,452.19	6,540,703.27	6,598,838.30	6,937,142.31	6,706,192.81
Employee Benefits	3000-3999		2,506,869.77	6,474,189.33	12,697,912.25	12,603,859.97	12,653,302.71	12,719,836.58	12,556,886.78
Books and Supplies	4000-4999		334,895.89	622,452.57	2,565,577.30	1,899,261.18	784,228.13	3,762,638.24	1,016,450.21
Services	5000-5999		268,414.88	2,129,328.43	5,163,032.15	3,528,118.53	1,260,235.69	2,927,778.16	2,420,992.58
Equipment	6000-6599		0.00	9,304.94	0.00	135,949.01	1,199,533.55	488,257.43	0.00
Other Outgo	7000-7499		274,145.54	(221,561.78)	119,361.79	(14,168.14)	50,540.58	(278,172.08)	186,202.32
Interfund Transfers Out	7600-7629		0.00	0.00	0.00	2,040,300.00	1,544.44	806,549.42	0.00
All Other Financing Uses	7630-7699		0.00	0.00	0.00	0.00	0.00	0.00	0.00
TOTAL DISBURSEMENTS			**15,681,214.51**	**33,250,617.89**	**48,073,914.50**	**46,831,373.82**	**42,118,754.21**	**46,942,413.37**	**42,329,853.41**
D. BALANCE SHEET TRANSACTIONS									
Assets									
Cash Not In Treasury	9111-9199	12,738,787.72	0.00	0.00	0.00	0.00	0.00	0.00	0.00
Accounts Receivable	9200-9299	76,741,493.66	245,124.30	54,886,600.97	33,740,173.26	104,281.00	17,185,748.86	9,346,609.41	537,344.44
Due From Other Funds	9310	3,322,312.39	0.00	0.00	3,322,312.39	0.00	0.00	0.00	0.00
Stores	9320	49,608.63	2,451.76	16,748.77	3,223.39	29,906.25	2,779.89	4,116.63	5,138.16
Prepaid Expenditures	9330	370,678.10	0.00	0.00	345,500.16	0.00	0.00	0.00	0.00
Other Current Assets	9340	0.00	0.00	0.00	0.00	0.00	0.00	0.00	0.00
SUB TOTAL ASSETS		93,222,880.50	247,576.06	54,903,349.74	37,411,209.20	134,187.25	17,188,528.75	9,350,726.04	542,482.60
Liabilities									
Accounts Payable	9500-9599	(32,607,167.75)	9,505,419.84	(1,123,649.70)	1,543,983.85	(1,603,144.63)	7,012,792.81	7,012,792.81	7,012,792.81
Due To Other Funds	9610	(18,052,438.46)	0.00	0.00	17,987,583.11	64,855.35	0.00	0.00	0.00
Current Loans	9640	0.00	0.00	0.00	0.00	0.00	0.00	0.00	0.00
Deferred Revenues	9650	(700,000.00)	0.00	0.00	1,985,605.38	0.00	0.00	0.00	0.00
SUB TOTAL LIABILITIES		(51,359,606.21)	9,505,419.84	(1,123,649.70)	21,517,172.34	(1,538,289.28)	7,012,792.81	7,012,792.81	7,012,792.81
Non-operating									
Suspense Clearing		(5,074.09)	0.00	(2,300.74)	5,763.99	5,271.77	0.00	0.00	0.00
TOTAL BLANCE SHEET TRANSACTIONS		(41,858,200.20)	(9,257,843.78)	56,024,698.70	15,899,800.85	1,677,748.30	10,175,735.94	2,337,933.23	(6,470,310.21)
E. NET CHANGE (B - C + D)			**(23,089,896.21)**	**44,172,516.35**	**(10,864,382.83)**	**(18,740,314.62)**	**(10,797,776.04)**	**68,607,023.90**	**(18,841,548.88)**
F. ENDING CASH (A + E)			**49,024,521.01**	**93,197,037.36**	**82,332,654.53**	**63,592,339.91**	**52,794,563.87**	**121,401,587.77**	**102,560,038.89**
G. ENDING CASH, PLUS ACCRUALS AND ADJUSTMENTS									

SAN JUAN UNIFIED SCHOOL DISTRICT
2021-22 PROJECTED
CASHFLOW WORKSHEET

	Object	February	March	April	May	June	Accruals	Adjustments	TOTAL	BUDGET
ESTIMATE THROUGH THE MONTH OF	June									
A. BEGINNING CASH		102,560,038.89	78,475,064.86	83,718,587.54	131,410,226.07	123,463,410.69				
B. RECEIPTS										
Revenue Limit Sources										
Principal Apportionment	8010-8019	26,058,017.00	49,264,468.00	26,058,017.00	26,058,017.00	62,800,163.00	173,503.30		291,102,462.00	291,102,462.00
Property Taxes	8020-8079	294,210.41	(125,541.94)	46,277,296.55	962,793.59	3,832,483.13	0.00		120,544,533.00	120,544,533.00
Miscellaneous Funds	8080-8099	(2,099,972.96)	(3,540,335.25)	(2,662,446.55)	(808,920.23)	(376,637.07)	(5,950,024.12)		(25,878,641.00)	(25,878,641.00)
Federal	8100-8299	169,940.96	1,382,679.48	21,189,423.36	487,604.85	5,598,706.50	55,754,465.74		112,750,169.00	112,750,169.00
Other State	8300-8599	(89,795.90)	2,507,577.92	2,000,507.21	8,381,629.14	23,688,356.72	5,136,696.48		85,166,690.00	85,166,690.00
Other Local	8600-8799	237,144.53	173,395.07	653,016.00	876,542.53	906,859.84	1,653,928.36		8,524,057.00	8,524,057.00
Interfund Transfers In	8910-8929	0.00	0.00	0.00	0.00	0.00	0.00		500.00	500.00
All Other Financing Sources	8930-8979	0.00	0.00	0.00	0.00	0.00	0.00		0.00	0.00
TOTAL RECEIPTS		**24,569,544.04**	**49,662,243.28**	**93,515,813.57**	**35,957,666.88**	**96,449,932.12**	**56,768,569.76**	**0.00**	**592,209,770.00**	**592,209,770.00**
C. DISBURSEMENTS										
Certificated Salaries	1000-1999	19,498,528.97	22,995,810.39	19,839,966.01	19,852,721.27	18,336,552.04	6,853,303.58		231,780,191.00	231,780,191.00
Classified Salaries	2000-2999	6,453,816.61	7,477,720.50	6,900,236.60	7,436,458.79	7,021,649.08	3,236,893.80		83,657,560.00	83,657,560.00
Employee Benefits	3000-3999	12,473,592.78	13,114,930.92	12,655,833.81	12,750,494.87	35,803,027.97	2,825,255.26		161,835,993.00	161,835,993.00
Books and Supplies	4000-4999	1,559,465.68	1,720,290.56	6,106,556.46	2,169,190.02	6,062,082.84	28,393,003.92		56,996,093.00	56,996,093.00
Services	5000-5999	3,680,743.96	2,294,740.21	2,945,594.22	2,560,848.79	4,707,422.75	14,423,602.65		48,310,853.00	48,310,853.00
Equipment	6000-6599	1,257,034.46	917,407.30	821,278.66	0.00	0.00	5,970,572.65		10,799,338.00	10,799,338.00
Other Outgo	7000-7499	28,606.73	(39,582.73)	112,327.79	13,488.59	(108,235.44)	(454,572.17)		(331,619.00)	(331,619.00)
Interfund Transfers Out	7600-7629	0.00	17,396.25	0.00	602,043.62	167,267.14	3,417,527.13		7,052,628.00	7,052,628.00
All Other Financing Uses	7630-7699	0.00	0.00	0.00	0.00	0.00	0.00		0.00	0.00
TOTAL DISBURSEMENTS		**44,951,789.19**	**48,498,713.40**	**49,381,793.55**	**45,385,245.95**	**71,989,766.38**	**64,665,586.82**		**600,101,037.00**	**600,101,037.00**
D. BALANCE SHEET TRANSACTIONS										
Assets										
Cash Not In Treasury	9111-9199	0.00	0.00	0.00	0.00	73.27	0.00		73.27	
Accounts Receivable	9200-9299	3,321,888.69	2,990,518.48	3,272,280.90	3,386,801.09	135,494.86	(56,768,569.76)		72,384,296.50	
Due From Other Funds	9310	0.00	0.00	0.00	0.00	(587.60)	0.00		3,321,724.79	
Stores	9320	(11,825.77)	11,923.20	(6,220.14)	11,606.05	12,307.06	0.00		82,155.25	
Prepaid Expenditures	9330	0.00	(255,543.45)	0.00	(9,849.95)	(2,349.68)	0.00		77,757.08	
Other Current Assets	9340	0.00	0.00	0.00	0.00	0.00	0.00		0.00	
SUB TOTAL ASSETS		3,310,062.92	2,746,898.23	3,266,060.76	3,388,557.19	144,937.91	(56,768,569.76)		75,866,006.89	
Liabilities										
Accounts Payable	9500-9599	7,012,791.80	(1,333,094.57)	(291,557.75)	1,907,793.50	(3,311,857.80)	(64,665,586.82)		(31,320,523.85)	
Due To Other Funds	9610	0.00	0.00	0.00	0.00	0.00	0.00		18,052,438.46	
Current Loans	9640	0.00	0.00	0.00	0.00	0.00	0.00		0.00	
Deferred Revenues	9650	0.00	0.00	0.00	0.00	0.00	0.00		1,985,605.38	
SUB TOTAL LIABILITIES		7,012,791.80	(1,333,094.57)	(291,557.75)	1,907,793.50	(3,311,857.80)	(64,665,586.82)		(11,282,480.01)	
Non-operating										
Suspense Clearing		0.00	0.00	0.00	0.00	0.00	0.00		8,735.02	
TOTAL BLANCE SHEET TRANSACTIONS		(3,702,728.88)	4,079,992.80	3,557,618.51	1,480,763.69	3,456,795.71	7,897,017.06	0.00	(64,592,261.90)	
E. NET CHANGE (B - C + D)		**(24,084,974.03)**	**5,243,522.68**	**47,691,638.53**	**(7,946,815.38)**	**27,916,961.45**	**0.00**	**0.00**	**(72,483,528.90)**	**(7,891,267.00)**
F. ENDING CASH (A + E)		**78,475,064.86**	**83,718,587.54**	**131,410,226.07**	**123,463,410.69**	**151,380,372.14**				
G. ENDING CASH, PLUS ACCRUALS AND ADJUSTMENTS									**151,380,372.14**	

SAN JUAN UNIFIED SCHOOL DISTRICT
2022-23 PROJECTED
CASHFLOW WORKSHEET

		BEG. BAL.							
	Object	(Ref. Only)	July	August	September	October	November	December	January
ESTIMATE THROUGH THE MONTH OF	June								
A. BEGINNING CASH			151,380,372.14	127,610,353.88	80,573,818.42	46,439,837.23	124,222,139.82	98,176,964.75	163,475,870.98
B. RECEIPTS									
Revenue Limit Sources									
Principal Apportionment	8010-8019		9,228,373.00	9,228,373.00	39,630,681.00	16,611,071.00	16,611,071.00	39,630,681.00	16,611,071.00
Property Taxes	8020-8079		0.00	0.00	0.00	0.00	0.00	59,611,048.10	9,692,243.16
Miscellaneous Funds	8080-8099		142,414.18	(187,419.97)	(5,317,397.66)	0.00	(2,241,401.61)	(2,240,679.75)	(1,387,127.11)
Federal	8100-8299		481,565.58	6,470,240.09	3,764,595.11	2,860,011.81	288,440.12	5,360,965.25	160,258.71
Other State	8300-8599		1,412,000.59	1,634,146.43	8,048,948.15	3,688,416.71	3,357,778.64	4,904,369.89	2,803,116.95
Other Local	8600-8799		85,598.09	71,742.36	367,473.42	437,760.16	646,051.08	301,616.54	249,071.95
Interfund Transfers In	8910-8929		0.00	0.00	0.00	0.00	0.00	0.00	0.00
All Other Financing Sources	8930-8979		0.00	0.00	0.00	0.00	0.00	0.00	0.00
TOTAL RECEIPTS			**11,349,951.44**	**17,217,081.91**	**46,494,300.02**	**23,597,259.68**	**18,661,939.23**	**107,568,001.03**	**28,128,634.66**
C. DISBURSEMENTS									
Certificated Salaries	1000-1999		1,660,166.48	17,240,568.77	18,684,855.60	19,464,276.19	18,954,052.00	18,961,657.14	18,830,663.11
Classified Salaries	2000-2999		3,342,341.44	6,521,137.20	8,344,927.64	6,627,650.09	6,686,557.92	7,029,359.07	6,795,339.52
Employee Benefits	3000-3999		1,384,461.41	6,026,514.78	11,819,882.29	11,732,333.50	11,778,357.39	11,840,290.61	11,688,608.39
Books and Supplies	4000-4999		199,327.67	370,479.37	1,527,013.49	1,130,426.84	466,767.04	2,239,495.71	604,983.99
Services	5000-5999		200,980.04	1,594,369.52	3,865,904.84	2,641,736.50	943,622.10	2,192,221.82	1,812,757.82
Equipment	6000-6599		0.00	9,087.61	0.00	132,773.78	1,171,517.17	476,853.66	0.00
Other Outgo	7000-7499		3,920,150.03	(3,168,227.42)	1,706,816.48	(202,597.62)	722,706.11	(3,977,727.62)	2,662,604.07
Interfund Transfers Out	7600-7629		0.00	0.00	0.00	1,158,335.04	876.82	457,900.53	0.00
All Other Financing Uses	7630-7699		0.00	0.00	0.00	0.00	0.00	0.00	0.00
TOTAL DISBURSEMENTS			**10,707,427.07**	**28,593,929.83**	**45,949,400.34**	**42,684,934.32**	**40,724,456.55**	**39,220,050.92**	**42,394,956.90**
D. BALANCE SHEET TRANSACTIONS									
Assets									
Cash Not In Treasury	9111-9199	12,738,787.72	81.00	0.00	0.00	0.00	0.00	0.00	0.00
Accounts Receivable	9200-9299	133,510,063.42	3,941,216.65	891,111.90	4,804,334.61	92,057,616.54	(30,168.39)	902,108.74	15,821,100.25
Due From Other Funds	9310	3,322,312.39	0.00	0.00	3,322,312.39	0.00	0.00	0.00	0.00
Stores	9320	49,608.63	2,451.76	(5,180.51)	244.32	29,906.25	2,779.89	4,116.63	5,138.16
Prepaid Expenditures	9330	370,678.10	0.00	0.00	345,500.16	0.00	0.00	0.00	0.00
Other Current Assets	9340	0.00	0.00	0.00	0.00	0.00	0.00	0.00	0.00
SUB TOTAL ASSETS		149,991,450.26	3,943,749.41	885,931.39	8,472,391.48	92,087,522.79	(27,388.50)	906,225.37	15,826,238.41
Liabilities									
Accounts Payable	9500-9599	(97,272,754.57)	28,356,292.04	21,545,618.93	40,098,833.89	(4,782,454.44)	3,955,269.25	3,955,269.25	3,955,269.25
Due To Other Funds	9610	(18,052,438.46)	0.00	15,000,000.00	3,052,438.46	0.00	0.00	0.00	0.00
Current Loans	9640	0.00	0.00	0.00	0.00	0.00	0.00	0.00	0.00
Deferred Revenues	9650	(700,000.00)	0.00	0.00	0.00	0.00	0.00	0.00	0.00
SUB TOTAL LIABILITIES		(116,025,193.03)	28,356,292.04	36,545,618.93	43,151,272.35	(4,782,454.44)	3,955,269.25	3,955,269.25	3,955,269.25
Non-operating									
Suspense Clearing		(5,074.09)	0.00	0.00	0.00	0.00	0.00	0.00	0.00
TOTAL BLANCE SHEET TRANSACTIONS		(33,961,183.14)	(24,412,542.63)	(35,659,687.54)	(34,678,880.87)	96,869,977.23	(3,982,657.75)	(3,049,043.88)	11,870,969.16
E. NET CHANGE (B - C + D)			**(23,770,018.26)**	**(47,036,535.46)**	**(34,133,981.19)**	**77,782,302.59**	**(26,045,175.07)**	**65,298,906.23**	**(2,395,353.08)**
F. ENDING CASH (A + E)			**127,610,353.88**	**80,573,818.42**	**46,439,837.23**	**124,222,139.82**	**98,176,964.75**	**163,475,870.98**	**161,080,517.90**
G. ENDING CASH, PLUS ACCRUALS AND ADJUSTMENTS									

SAN JUAN UNIFIED SCHOOL DISTRICT
2022-23 PROJECTED
CASHFLOW WORKSHEET

	Object	February	March	April	May	June	Accruals	Adjustments	TOTAL	BUDGET
ESTIMATE THROUGH THE MONTH OF	June									
A. BEGINNING CASH		161,080,517.90	133,062,126.17	133,345,770.39	172,157,091.66	141,627,697.65				
B. RECEIPTS										
Revenue Limit Sources										
Principal Apportionment	8010-8019	15,464,928.00	38,484,538.00	15,464,928.00	15,464,928.00	38,484,537.00	0.00		270,915,180.00	270,915,180.00
Property Taxes	8020-8079	294,210.41	(125,541.94)	46,277,296.55	962,793.59	3,832,483.13	0.00		120,544,533.00	120,544,533.00
Miscellaneous Funds	8080-8099	(2,241,401.61)	(3,778,769.20)	(2,843,535.88)	(966,311.97)	(372,530.01)	(6,350,745.41)		(27,784,906.00)	(27,784,906.00)
Federal	8100-8299	116,738.97	949,815.61	3,387,700.63	192,957.77	3,874,628.94	53,383,510.41		81,291,429.00	81,291,429.00
Other State	8300-8599	2,340,239.80	3,974,277.66	3,655,273.62	3,345,703.26	10,299,350.20	14,555,566.10		64,019,188.00	64,019,188.00
Other Local	8600-8799	126,006.50	92,133.29	346,979.38	465,749.97	481,859.04	971,836.22		4,643,878.00	4,643,878.00
Interfund Transfers In	8910-8929	0.00	0.00	0.00	0.00	0.00	0.00		0.00	0.00
All Other Financing Sources	8930-8979	0.00	0.00	0.00	0.00	0.00	0.00		0.00	0.00
TOTAL RECEIPTS		**16,100,722.07**	**39,596,453.42**	**66,288,642.30**	**19,465,820.62**	**56,600,328.30**	**62,560,167.32**	**0.00**	**513,629,302.00**	**513,629,302.00**
C. DISBURSEMENTS										
Certificated Salaries	1000-1999	18,884,318.24	22,271,434.03	21,214,999.89	21,227,353.36	21,443,940.38	5,640,745.81		224,479,031.00	224,479,031.00
Classified Salaries	2000-2999	6,539,608.43	7,577,123.27	6,991,962.77	7,535,313.06	7,114,989.21	3,663,326.38		84,769,636.00	84,769,636.00
Employee Benefits	3000-3999	11,611,073.97	12,208,065.13	11,780,713.47	11,868,828.95	34,156,873.47	2,749,421.64		150,645,425.00	150,645,425.00
Books and Supplies	4000-4999	928,182.96	1,023,904.79	3,634,579.28	1,291,086.58	3,597,300.20	16,910,124.08		33,923,672.00	33,923,672.00
Services	5000-5999	2,756,017.29	1,718,224.30	2,205,561.89	1,917,477.45	3,524,759.84	10,799,908.59		36,173,542.00	36,173,542.00
Equipment	6000-6599	1,227,675.09	895,980.28	802,096.83	0.00	0.00	5,831,123.58		10,547,108.00	10,547,108.00
Other Outgo	7000-7499	409,062.55	(566,014.10)	1,606,233.64	192,880.38	(1,547,714.99)	(6,500,164.51)		(4,741,993.00)	(4,741,993.00)
Interfund Transfers Out	7600-7629	0.00	9,876.33	0.00	341,796.90	94,962.21	1,940,225.17		4,003,973.00	4,003,973.00
All Other Financing Uses	7630-7699	0.00	0.00	0.00	0.00	0.00	0.00		0.00	0.00
TOTAL DISBURSEMENTS		**42,355,938.53**	**45,138,594.03**	**48,236,147.77**	**44,374,736.68**	**68,385,110.32**	**41,034,710.74**		**539,800,394.00**	**539,800,394.00**
D. BALANCE SHEET TRANSACTIONS										
Assets										
Cash Not In Treasury	9111-9199	0.00	0.00	0.00	0.00	73.27	0.00		154.27	
Accounts Receivable	9200-9299	2,203,918.74	2,092,556.13	19,895,280.28	69,040.04	135,494.86	(62,560,167.32)		80,223,443.03	
Due From Other Funds	9310	0.00	0.00	0.00	0.00	(587.60)	0.00		3,321,724.79	
Stores	9320	(11,825.77)	11,923.20	(6,220.14)	11,606.05	12,307.06	0.00		57,246.90	
Prepaid Expenditures	9330	0.00	(255,543.45)	0.00	(9,849.95)	(2,349.68)	0.00		77,757.08	
Other Current Assets	9340	0.00	0.00	0.00	0.00	0.00	0.00		0.00	
SUB TOTAL ASSETS		2,192,092.97	1,848,935.88	19,889,060.14	70,796.14	144,937.91	(62,560,167.32)		83,680,326.07	
Liabilities										
Accounts Payable	9500-9599	3,955,268.24	(3,976,848.95)	(869,766.60)	5,691,274.09	(9,879,837.88)	(41,034,710.74)		50,969,476.33	
Due To Other Funds	9610	0.00	0.00	0.00	0.00	0.00	0.00		18,052,438.46	
Current Loans	9640	0.00	0.00	0.00	0.00	0.00	0.00		0.00	
Deferred Revenues	9650	0.00	0.00	0.00	0.00	0.00	0.00		0.00	
SUB TOTAL LIABILITIES		3,955,268.24	(3,976,848.95)	(869,766.60)	5,691,274.09	(9,879,837.88)	(41,034,710.74)		69,021,914.79	
Non-operating										
Suspense Clearing		0.00	0.00	0.00	0.00	0.00	0.00		0.00	
TOTAL BLANCE SHEET TRANSACTIONS		(1,763,175.27)	5,825,784.83	20,758,826.74	(5,620,477.95)	10,024,775.79	(21,525,456.58)	0.00	(152,702,240.86)	
E. NET CHANGE (B - C + D)		**(28,018,391.73)**	**283,644.22**	**38,811,321.27**	**(30,529,394.01)**	**(1,760,006.23)**	**0.00**	**0.00**	**(178,873,332.86)**	**(26,171,092.00)**
F. ENDING CASH (A + E)		**133,062,126.17**	**133,345,770.39**	**172,157,091.66**	**141,627,697.65**	**139,867,691.42**				
G. ENDING CASH, PLUS ACCRUALS AND ADJUSTMENTS									**139,867,691.42**	

Section I - Expenditures	Funds 01, 09, and 62 Goals	Functions	Objects	2021-22 Expenditures
A. Total state, federal, and local expenditures (all resources)	All	All	1000-7999	603,676,501.00
B. Less all federal expenditures not allowed for MOE (Resources 3000-5999, except 3385)	All	All	1000-7999	112,913,848.00
C. Less state and local expenditures not allowed for MOE: (All resources, except federal as identified in Line B)				
1. Community Services	All	5000-5999	1000-7999	16,491.00
2. Capital Outlay	All except 7100-7199	All except 5000-5999	6000-6999	4,637,246.00
3. Debt Service	All	9100	5400-5450, 5800, 7430-7439	299,992.00
4. Other Transfers Out	All	9200	7200-7299	0.00
5. Interfund Transfers Out	All	9300	7600-7629	4,290,452.00
6. All Other Financing Uses	All	9100 9200	7699 7651	0.00
7. Nonagency	7100-7199	All except 5000-5999, 9000-9999	1000-7999	26,137.00
8. Tuition (Revenue, in lieu of expenditures, to approximate costs of services for which tuition is received)	All	All	8710	0.00
9. Supplemental expenditures made as a result of a Presidentially declared disaster	Manually entered. Must not include expenditures in lines B, C1-C8, D1, or D2.			0.00
10. Total state and local expenditures not allowed for MOE calculation (Sum lines C1 through C9)				9,270,318.00
D. Plus additional MOE expenditures:				
1. Expenditures to cover deficits for food services (Funds 13 and 61) (If negative, then zero)	All	All	1000-7143, 7300-7439 minus 8000-8699	0.00
2. Expenditures to cover deficits for student body activities	Manually entered. Must not include expenditures in lines A or D1.			0.00
E. Total expenditures subject to MOE (Line A minus lines B and C10, plus lines D1 and D2)				481,492,335.00

Section II - Expenditures Per ADA		2021-22 Annual ADA/ Exps. Per ADA
A. Average Daily Attendance (Form AI, Column C, sum of lines A6 and C9)*		34,684.12
B. Expenditures per ADA (Line I.E divided by Line II.A)		13,882.21

Section III - MOE Calculation (For data collection only. Final determination will be done by CDE)	Total	Per ADA
A. Base expenditures (Preloaded expenditures extracted from prior year Unaudited Actuals MOE calculation). (Note: If the prior year MOE was not met, in its final determination, CDE will adjust the prior year base to 90 percent of the preceding prior year amount rather than the actual prior year expenditure amount.)	432,520,706.60	11,490.20
1. Adjustment to base expenditure and expenditure per ADA amounts for LEAs failing prior year MOE calculation (From Section IV)	0.00	0.00
2. Total adjusted base expenditure amounts (Line A plus Line A.1)	432,520,706.60	11,490.20
B. Required effort (Line A.2 times 90%)	389,268,635.94	10,341.18
C. Current year expenditures (Line I.E and Line II.B)	481,492,335.00	13,882.21
D. MOE deficiency amount, if any (Line B minus Line C) (If negative, then zero)	0.00	0.00
E. MOE determination (If one or both of the amounts in line D are zero, the MOE requirement is met; if both amounts are positive, the MOE requirement is not met. If either column in Line A.2 or Line C equals zero, the MOE calculation is incomplete.)	MOE Met	
F. MOE deficiency percentage, if MOE not met; otherwise, zero (Line D divided by Line B) (Funding under ESSA covered programs in FY 2023-24 may be reduced by the lower of the two percentages)	0.00%	0.00%

*Interim Periods - Annual ADA not available from Form AI. For your convenience, Projected Year Totals Estimated P-2 ADA is extracted. Manual adjustment may be required to reflect estimated Annual ADA.

SECTION IV - Detail of Adjustments to Base Expenditures (used in Section III, Line A.1)

Description of Adjustments	Total Expenditures	Expenditures Per ADA
		0.00
Total adjustments to base expenditures	0.00	0.00

Description	Object Codes	Projected Year Totals (Form 01I) (A)	% Change (Cols. C-A/A) (B)	2022-23 Projection (C)	% Change (Cols. E-C/C) (D)	2023-24 Projection (E)
(Enter projections for subsequent years 1 and 2 in Columns C and E; current year - Column A - is extracted)						
A. REVENUES AND OTHER FINANCING SOURCES						
1. LCFF/Revenue Limit Sources	8010-8099	383,706,739.00	-5.76%	361,613,192.00	3.16%	373,035,022.00
2. Federal Revenues	8100-8299	0.00	0.00%	0.00	0.00%	0.00
3. Other State Revenues	8300-8599	9,376,663.00	-23.46%	7,176,663.00	0.00%	7,176,663.00
4. Other Local Revenues	8600-8799	3,431,374.00	-52.46%	1,631,388.00	0.00%	1,631,388.00
5. Other Financing Sources						
a. Transfers In	8900-8929	500.00	-100.00%	0.00	0.00%	0.00
b. Other Sources	8930-8979	0.00	0.00%	0.00	0.00%	0.00
c. Contributions	8980-8999	(54,262,946.00)	3.89%	(56,372,645.00)	2.46%	(57,762,040.00)
6. Total (Sum lines A1 thru A5c)		342,252,330.00	-8.24%	314,048,598.00	3.19%	324,081,033.00
B. EXPENDITURES AND OTHER FINANCING USES						
1. Certificated Salaries						
a. Base Salaries				164,671,559.00		164,519,709.00
b. Step & Column Adjustment				1,531,372.00		1,480,677.00
c. Cost-of-Living Adjustment				0.00		0.00
d. Other Adjustments				(1,683,222.00)		(18,292.00)
e. Total Certificated Salaries (Sum lines B1a thru B1d)	1000-1999	164,671,559.00	-0.09%	164,519,709.00	0.89%	165,982,094.00
2. Classified Salaries						
a. Base Salaries				41,985,017.00		42,284,660.00
b. Step & Column Adjustment				374,000.00		377,366.00
c. Cost-of-Living Adjustment				0.00		0.00
d. Other Adjustments				(74,357.00)		0.00
e. Total Classified Salaries (Sum lines B2a thru B2d)	2000-2999	41,985,017.00	0.71%	42,284,660.00	0.89%	42,662,026.00
3. Employee Benefits	3000-3999	92,800,894.00	8.29%	100,489,574.00	3.40%	103,903,195.00
4. Books and Supplies	4000-4999	10,939,452.00	7.04%	11,709,059.00	5.41%	12,342,443.00
5. Services and Other Operating Expenditures	5000-5999	21,810,686.00	-11.24%	19,360,235.00	2.17%	19,780,439.00
6. Capital Outlay	6000-6999	4,489,060.00	-97.04%	132,891.00	2.36%	136,027.00
7. Other Outgo (excluding Transfers of Indirect Costs)	7100-7299, 7400-7499	1,010,455.00	-29.69%	710,463.00	0.00%	710,463.00
8. Other Outgo - Transfers of Indirect Costs	7300-7399	(8,404,615.00)	35.70%	(11,404,904.00)	-2.23%	(11,150,040.00)
9. Other Financing Uses						
a. Transfers Out	7600-7629	2,048,655.00	-2.37%	2,000,000.00	0.00%	2,000,000.00
b. Other Uses	7630-7699	0.00	0.00%	0.00	0.00%	0.00
10. Other Adjustments (Explain in Section F below)				0.00		0.00
11. Total (Sum lines B1 thru B10)		331,351,163.00	-0.47%	329,801,687.00	1.99%	336,366,647.00
C. NET INCREASE (DECREASE) IN FUND BALANCE (Line A6 minus line B11)		10,901,167.00		(15,753,089.00)		(12,285,614.00)
D. FUND BALANCE						
1. Net Beginning Fund Balance (Form 01I, line F1e)		70,035,581.23		80,936,748.23		65,183,659.23
2. Ending Fund Balance (Sum lines C and D1)		80,936,748.23		65,183,659.23		52,898,045.23
3. Components of Ending Fund Balance (Form 01I)						
a. Nonspendable	9710-9719	254,608.00		205,000.00		205,000.00
b. Restricted	9740					
c. Committed						
1. Stabilization Arrangements	9750	0.00		0.00		0.00
2. Other Commitments	9760	0.00		0.00		0.00
d. Assigned	9780	28,646,996.00		28,646,996.00		28,646,996.00
e. Unassigned/Unappropriated						
1. Reserve for Economic Uncertainties	9789	12,002,021.00		10,796,008.00		10,069,929.00
2. Unassigned/Unappropriated	9790	40,033,123.23		25,535,655.23		13,976,120.23
f. Total Components of Ending Fund Balance (Line D3f must agree with line D2)		80,936,748.23		65,183,659.23		52,898,045.23

Description	Object Codes	Projected Year Totals (Form 01I) (A)	% Change (Cols. C-A/A) (B)	2022-23 Projection (C)	% Change (Cols. E-C/C) (D)	2023-24 Projection (E)
E. AVAILABLE RESERVES						
1. General Fund						
a. Stabilization Arrangements	9750	0.00		0.00		0.00
b. Reserve for Economic Uncertainties	9789	12,002,021.00		10,796,008.00		10,069,929.00
c. Unassigned/Unappropriated	9790	40,033,123.23		25,535,655.23		13,976,120.23
(Enter other reserve projections in Columns C and E for subsequent years 1 and 2; current year - Column A - is extracted)						
2. Special Reserve Fund - Noncapital Outlay (Fund 17)						
a. Stabilization Arrangements	9750	0.00		0.00		0.00
b. Reserve for Economic Uncertainties	9789	0.00		0.00		0.00
c. Unassigned/Unappropriated	9790	0.00		0.00		0.00
3. Total Available Reserves (Sum lines E1a thru E2c)		52,035,144.23		36,331,663.23		24,046,049.23

F. ASSUMPTIONS

Please provide below or on a separate attachment, the assumptions used to determine the projections for the first and second subsequent fiscal years. Further, please include an explanation for any significant expenditure adjustments projected in lines B1d, B2d, and B10. For additional information, please refer to the Budget Assumptions section of the SACS Financial Reporting Software User Guide.

Assumptions provided in seperate document.

Description	Object Codes	Projected Year Totals (Form 01I) (A)	% Change (Cols. C-A/A) (B)	2022-23 Projection (C)	% Change (Cols. E-C/C) (D)	2023-24 Projection (E)
(Enter projections for subsequent years 1 and 2 in Columns C and E; current year - Column A - is extracted)						
A. REVENUES AND OTHER FINANCING SOURCES						
1. LCFF/Revenue Limit Sources	8010-8099	2,061,615.00	0.00%	2,061,615.00	0.00%	2,061,615.00
2. Federal Revenues	8100-8299	112,750,169.00	-27.90%	81,291,429.00	-27.43%	58,990,158.00
3. Other State Revenues	8300-8599	75,790,027.00	-25.00%	56,842,525.00	-22.97%	43,783,607.00
4. Other Local Revenues	8600-8799	5,092,683.00	-40.85%	3,012,490.00	0.66%	3,032,283.00
5. Other Financing Sources						
a. Transfers In	8900-8929	0.00	0.00%	0.00	0.00%	0.00
b. Other Sources	8930-8979	0.00	0.00%	0.00	0.00%	0.00
c. Contributions	8980-8999	54,262,946.00	3.89%	56,372,645.00	2.46%	57,762,040.00
6. Total (Sum lines A1 thru A5c)		249,957,440.00	-20.15%	199,580,704.00	-17.01%	165,629,703.00
B. EXPENDITURES AND OTHER FINANCING USES						
1. Certificated Salaries						
a. Base Salaries				67,108,632.00		59,959,322.00
b. Step & Column Adjustment				463,760.00		457,472.00
c. Cost-of-Living Adjustment						
d. Other Adjustments				(7,613,070.00)		(9,211,378.00)
e. Total Certificated Salaries (Sum lines B1a thru B1d)	1000-1999	67,108,632.00	-10.65%	59,959,322.00	-14.60%	51,205,416.00
2. Classified Salaries						
a. Base Salaries				41,672,543.00		42,484,976.00
b. Step & Column Adjustment				322,765.00		302,552.00
c. Cost-of-Living Adjustment						
d. Other Adjustments				489,668.00		(7,791,355.00)
e. Total Classified Salaries (Sum lines B2a thru B2d)	2000-2999	41,672,543.00	1.95%	42,484,976.00	-17.63%	34,996,173.00
3. Employee Benefits	3000-3999	69,035,099.00	-27.35%	50,155,851.00	-7.71%	46,289,958.00
4. Books and Supplies	4000-4999	46,056,641.00	-51.77%	22,214,613.00	-41.54%	12,987,344.00
5. Services and Other Operating Expenditures	5000-5999	26,500,167.00	-36.55%	16,813,307.00	-36.63%	10,654,142.00
6. Capital Outlay	6000-6999	6,310,278.00	65.04%	10,414,217.00	-65.71%	3,570,800.00
7. Other Outgo (excluding Transfers of Indirect Costs)	7100-7299, 7400-7499	1,000.00	-100.00%	0.00	0.00%	0.00
8. Other Outgo - Transfers of Indirect Costs	7300-7399	7,061,541.00	-15.71%	5,952,448.00	-8.91%	5,421,984.00
9. Other Financing Uses						
a. Transfers Out	7600-7629	5,003,973.00	-59.95%	2,003,973.00	0.00%	2,003,973.00
b. Other Uses	7630-7699	0.00	0.00%	0.00	0.00%	0.00
10. Other Adjustments (Explain in Section F below)				0.00		0.00
11. Total (Sum lines B1 thru B10)		268,749,874.00	-21.86%	209,998,707.00	-20.41%	167,129,790.00
C. NET INCREASE (DECREASE) IN FUND BALANCE (Line A6 minus line B11)		(18,792,434.00)		(10,418,003.00)		(1,500,087.00)
D. FUND BALANCE						
1. Net Beginning Fund Balance (Form 01I, line F1e)		42,656,504.90		23,864,070.90		13,446,067.90
2. Ending Fund Balance (Sum lines C and D1)		23,864,070.90		13,446,067.90		11,945,980.90
3. Components of Ending Fund Balance (Form 01I)						
a. Nonspendable	9710-9719	0.00		0.00		0.00
b. Restricted	9740	23,864,070.90		13,446,067.90		11,945,980.90
c. Committed						
1. Stabilization Arrangements	9750					
2. Other Commitments	9760					
d. Assigned	9780					
e. Unassigned/Unappropriated						
1. Reserve for Economic Uncertainties	9789					
2. Unassigned/Unappropriated	9790	0.00		0.00		0.00
f. Total Components of Ending Fund Balance (Line D3f must agree with line D2)		23,864,070.90		13,446,067.90		11,945,980.90

Description	Object Codes	Projected Year Totals (Form 01I) (A)	% Change (Cols. C-A/A) (B)	2022-23 Projection (C)	% Change (Cols. E-C/C) (D)	2023-24 Projection (E)
E. AVAILABLE RESERVES						
1. General Fund						
a. Stabilization Arrangements	9750					
b. Reserve for Economic Uncertainties	9789					
c. Unassigned/Unappropriated Amount	9790					
(Enter current year reserve projections in Column A, and other reserve projections in Columns C and E for subsequent years 1 and 2)						
2. Special Reserve Fund - Noncapital Outlay (Fund 17)						
a. Stabilization Arrangements	9750					
b. Reserve for Economic Uncertainties	9789					
c. Unassigned/Unappropriated	9790					
3. Total Available Reserves (Sum lines E1a thru E2c)						

F. ASSUMPTIONS

Please provide below or on a separate attachment, the assumptions used to determine the projections for the first and second subsequent fiscal years. Further, please include an explanation for any significant expenditure adjustments projected in lines B1d, B2d, and B10. For additional information, please refer to the Budget Assumptions section of the SACS Financial Reporting Software User Guide.

Assumptions are in a seperate document.

Description	Object Codes	Projected Year Totals (Form 01I) (A)	% Change (Cols. C-A/A) (B)	2022-23 Projection (C)	% Change (Cols. E-C/C) (D)	2023-24 Projection (E)
(Enter projections for subsequent years 1 and 2 in Columns C and E; current year - Column A - is extracted)						
A. REVENUES AND OTHER FINANCING SOURCES						
1. LCFF/Revenue Limit Sources	8010-8099	385,768,354.00	-5.73%	363,674,807.00	3.14%	375,096,637.00
2. Federal Revenues	8100-8299	112,750,169.00	-27.90%	81,291,429.00	-27.43%	58,990,158.00
3. Other State Revenues	8300-8599	85,166,690.00	-24.83%	64,019,188.00	-20.40%	50,960,270.00
4. Other Local Revenues	8600-8799	8,524,057.00	-45.52%	4,643,878.00	0.43%	4,663,671.00
5. Other Financing Sources						
a. Transfers In	8900-8929	500.00	-100.00%	0.00	0.00%	0.00
b. Other Sources	8930-8979	0.00	0.00%	0.00	0.00%	0.00
c. Contributions	8980-8999	0.00	0.00%	0.00	0.00%	0.00
6. Total (Sum lines A1 thru A5c)		592,209,770.00	-13.27%	513,629,302.00	-4.66%	489,710,736.00
B. EXPENDITURES AND OTHER FINANCING USES						
1. Certificated Salaries						
a. Base Salaries				231,780,191.00		224,479,031.00
b. Step & Column Adjustment				1,995,132.00		1,938,149.00
c. Cost-of-Living Adjustment				0.00		0.00
d. Other Adjustments				(9,296,292.00)		(9,229,670.00)
e. Total Certificated Salaries (Sum lines B1a thru B1d)	1000-1999	231,780,191.00	-3.15%	224,479,031.00	-3.25%	217,187,510.00
2. Classified Salaries						
a. Base Salaries				83,657,560.00		84,769,636.00
b. Step & Column Adjustment				696,765.00		679,918.00
c. Cost-of-Living Adjustment				0.00		0.00
d. Other Adjustments				415,311.00		(7,791,355.00)
e. Total Classified Salaries (Sum lines B2a thru B2d)	2000-2999	83,657,560.00	1.33%	84,769,636.00	-8.39%	77,658,199.00
3. Employee Benefits	3000-3999	161,835,993.00	-6.91%	150,645,425.00	-0.30%	150,193,153.00
4. Books and Supplies	4000-4999	56,996,093.00	-40.48%	33,923,672.00	-25.33%	25,329,787.00
5. Services and Other Operating Expenditures	5000-5999	48,310,853.00	-25.12%	36,173,542.00	-15.87%	30,434,581.00
6. Capital Outlay	6000-6999	10,799,338.00	-2.34%	10,547,108.00	-64.85%	3,706,827.00
7. Other Outgo (excluding Transfers of Indirect Costs)	7100-7299, 7400-7499	1,011,455.00	-29.76%	710,463.00	0.00%	710,463.00
8. Other Outgo - Transfers of Indirect Costs	7300-7399	(1,343,074.00)	305.97%	(5,452,456.00)	5.05%	(5,728,056.00)
9. Other Financing Uses						
a. Transfers Out	7600-7629	7,052,628.00	-43.23%	4,003,973.00	0.00%	4,003,973.00
b. Other Uses	7630-7699	0.00	0.00%	0.00	0.00%	0.00
10. Other Adjustments				0.00		0.00
11. Total (Sum lines B1 thru B10)		600,101,037.00	-10.05%	539,800,394.00	-6.73%	503,496,437.00
C. NET INCREASE (DECREASE) IN FUND BALANCE (Line A6 minus line B11)		(7,891,267.00)		(26,171,092.00)		(13,785,701.00)
D. FUND BALANCE						
1. Net Beginning Fund Balance (Form 01I, line F1e)		112,692,086.13		104,800,819.13		78,629,727.13
2. Ending Fund Balance (Sum lines C and D1)		104,800,819.13		78,629,727.13		64,844,026.13
3. Components of Ending Fund Balance (Form 01I)						
a. Nonspendable	9710-9719	254,608.00		205,000.00		205,000.00
b. Restricted	9740	23,864,070.90		13,446,067.90		11,945,980.90
c. Committed						
1. Stabilization Arrangements	9750	0.00		0.00		0.00
2. Other Commitments	9760	0.00		0.00		0.00
d. Assigned	9780	28,646,996.00		28,646,996.00		28,646,996.00
e. Unassigned/Unappropriated						
1. Reserve for Economic Uncertainties	9789	12,002,021.00		10,796,008.00		10,069,929.00
2. Unassigned/Unappropriated	9790	40,033,123.23		25,535,655.23		13,976,120.23
f. Total Components of Ending Fund Balance (Line D3f must agree with line D2)		104,800,819.13		78,629,727.13		64,844,026.13

Description	Object Codes	Projected Year Totals (Form 01I) (A)	% Change (Cols. C-A/A) (B)	2022-23 Projection (C)	% Change (Cols. E-C/C) (D)	2023-24 Projection (E)
E. AVAILABLE RESERVES (Unrestricted except as noted)						
1. General Fund						
a. Stabilization Arrangements	9750	0.00		0.00		0.00
b. Reserve for Economic Uncertainties	9789	12,002,021.00		10,796,008.00		10,069,929.00
c. Unassigned/Unappropriated	9790	40,033,123.23		25,535,655.23		13,976,120.23
d. Negative Restricted Ending Balances						
(Negative resources 2000-9999)	979Z			0.00		0.00
2. Special Reserve Fund - Noncapital Outlay (Fund 17)						
a. Stabilization Arrangements	9750	0.00		0.00		0.00
b. Reserve for Economic Uncertainties	9789	0.00		0.00		0.00
c. Unassigned/Unappropriated	9790	0.00		0.00		0.00
3. Total Available Reserves - by Amount (Sum lines E1 thru E2c)		52,035,144.23		36,331,663.23		24,046,049.23
4. Total Available Reserves - by Percent (Line E3 divided by Line F3c)		8.67%		6.73%		4.78%
F. RECOMMENDED RESERVES						
1. Special Education Pass-through Exclusions						
For districts that serve as the administrative unit (AU) of a special education local plan area (SELPA):						
a. Do you choose to exclude from the reserve calculation the pass-through funds distributed to SELPA members?	Yes					
b. If you are the SELPA AU and are excluding special education pass-through funds:						
1. Enter the name(s) of the SELPA(s):						
2. Special education pass-through funds (Column A: Fund 10, resources 3300-3499, 6500-6540 and 6546, objects 7211-7213 and 7221-7223; enter projections for subsequent years 1 and 2 in Columns C and E)		5,434,089.00		5,434,089.00		5,434,089.00
2. District ADA						
Used to determine the reserve standard percentage level on line F3d						
(Col. A: Form AI, Estimated P-2 ADA column, Lines A4 and C4; enter projections)		34,389.07		34,389.07		34,389.07
3. Calculating the Reserves						
a. Expenditures and Other Financing Uses (Line B11)		600,101,037.00		539,800,394.00		503,496,437.00
b. Plus: Special Education Pass-through Funds (Line F1b2, if Line F1a is No)		0.00		0.00		0.00
c. Total Expenditures and Other Financing Uses (Line F3a plus line F3b)		600,101,037.00		539,800,394.00		503,496,437.00
d. Reserve Standard Percentage Level						
(Refer to Form 01CSI, Criterion 10 for calculation details)		2%		2%		2%
e. Reserve Standard - By Percent (Line F3c times F3d)		12,002,020.74		10,796,007.88		10,069,928.74
f. Reserve Standard - By Amount						
(Refer to Form 01CSI, Criterion 10 for calculation details)		0.00		0.00		0.00
g. Reserve Standard (Greater of Line F3e or F3f)		12,002,020.74		10,796,007.88		10,069,928.74
h. Available Reserves (Line E3) Meet Reserve Standard (Line F3g)		YES		YES		YES

Provide methodology and assumptions used to estimate ADA, enrollment, revenues, expenditures, reserves and fund balance, and multiyear commitments (including cost-of-living adjustments).

Deviations from the standards must be explained and may affect the interim certification.

CRITERIA AND STANDARDS

1. CRITERION: Average Daily Attendance

STANDARD: Funded average daily attendance (ADA) for any of the current fiscal year or two subsequent fiscal years has not changed by more than two percent since budget adoption.

District's ADA Standard Percentage Range: **-2.0% to +2.0%**

1A. Calculating the District's ADA Variances

DATA ENTRY: Budget Adoption data that exist for the current year will be extracted; otherwise, enter data into the first column for all fiscal years. First Interim Projected Year Totals data that exist for the current year will be extracted; otherwise, enter data for all fiscal years. Enter district regular ADA and charter school ADA corresponding to financial data reported in the General Fund, only, for all fiscal years.

Estimated Funded ADA

Fiscal Year	Budget Adoption Budget (Form 01CS, Item 1A)	First Interim Projected Year Totals (Form AI, Lines A4 and C4)	Percent Change	Status
Current Year (2021-22)				
District Regular	37,127.00	37,437.14		
Charter School	0.00	0.00		
Total ADA	**37,127.00**	**37,437.14**	**0.8%**	**Met**
1st Subsequent Year (2022-23)				
District Regular	36,813.00	34,389.07		
Charter School	0.00	0.00		
Total ADA	**36,813.00**	**34,389.07**	**-6.6%**	**Not Met**
2nd Subsequent Year (2023-24)				
District Regular	36,611.00	34,389.07		
Charter School	0.00	0.00		
Total ADA	**36,611.00**	**34,389.07**	**-6.1%**	**Not Met**

1B. Comparison of District ADA to the Standard

DATA ENTRY: Enter an explanation if the standard is not met.

1a. STANDARD NOT MET - The projected change since budget adoption for funded ADA exceeds two percent in any of the current year or two subsequent fiscal years. Provide reasons why the change(s) exceed the standard, a description of the methods and assumptions used in projecting funded ADA, and what changes will be made to improve the accuracy of projections in this area.

Explanation:
(required if NOT met)

Declining enrollment and increased absences due to COVID.

2. CRITERION: Enrollment

STANDARD: Projected enrollment for any of the current fiscal year or two subsequent fiscal years has not changed by more than two percent since budget adoption.

District's Enrollment Standard Percentage Range: **-2.0% to +2.0%**

2A. Calculating the District's Enrollment Variances

DATA ENTRY: Budget Adoption data that exist will be extracted; otherwise, enter data into the first column for all fiscal years. Enter data in the second column for all fiscal years. Enter district regular enrollment and charter school enrollment corresponding to financial data reported in the General Fund, only, for all fiscal years.

Fiscal Year	Enrollment Budget Adoption (Form 01CS, Item 3B)	Enrollment First Interim CBEDS/Projected	Percent Change	Status
Current Year (2021-22)				
District Regular	38,944	38,154		
Charter School				
Total Enrollment	**38,944**	**38,154**	**-2.0%**	**Met**
1st Subsequent Year (2022-23)				
District Regular	38,944	38,154		
Charter School				
Total Enrollment	**38,944**	**38,154**	**-2.0%**	**Met**
2nd Subsequent Year (2023-24)				
District Regular	38,944	38,154		
Charter School				
Total Enrollment	**38,944**	**38,154**	**-2.0%**	**Met**

2B. Comparison of District Enrollment to the Standard

DATA ENTRY: Enter an explanation if the standard is not met.

1a. STANDARD MET - Enrollment projections have not changed since budget adoption by more than two percent for the current year and two subsequent fiscal years.

Explanation:
(required if NOT met)

3. CRITERION: ADA to Enrollment

STANDARD: Projected second period (P-2) average daily attendance (ADA) to enrollment ratio for any of the current fiscal year or two subsequent fiscal years has not increased from the historical average ratio from the three prior fiscal years by more than one half of one percent (0.5%).

3A. Calculating the District's ADA to Enrollment Standard

DATA ENTRY: Unaudited Actuals data that exist will be extracted into the P-2 ADA column for the First Prior Year; otherwise, enter First Prior Year data. P-2 ADA for the second and third prior years are preloaded. Budget Adoption data that exist will be extracted into the Enrollment column; otherwise, enter Enrollment data for all fiscal years. Data should reflect district regular and charter school ADA/enrollment corresponding to financial data reported in the General Fund, only, for all fiscal years.

Fiscal Year	P-2 ADA Unaudited Actuals (Form A, Lines A4 and C4)	Enrollment CBEDS Actual (Form 01CS, Item 2A)	Historical Ratio of ADA to Enrollment
Third Prior Year (2018-19)			
District Regular	37,694	39,779	
Charter School			
Total ADA/Enrollment	**37,694**	**39,779**	**94.8%**
Second Prior Year (2019-20)			
District Regular	37,437	39,445	
Charter School			
Total ADA/Enrollment	**37,437**	**39,445**	**94.9%**
First Prior Year (2020-21)			
District Regular	37,437	38,944	
Charter School	0		
Total ADA/Enrollment	**37,437**	**38,944**	**96.1%**
		Historical Average Ratio:	95.3%
		District's ADA to Enrollment Standard (historical average ratio plus 0.5%):	**95.8%**

3B. Calculating the District's Projected Ratio of ADA to Enrollment

DATA ENTRY: Estimated P-2 ADA will be extracted into the first column for the Current Year; enter data in the first column for the subsequent fiscal years. Data should reflect district regular and charter school ADA/enrollment corresponding to financial data reported in the General Fund, only, for all fiscal years. All other data are extracted.

Fiscal Year	Estimated P-2 ADA (Form AI, Lines A4 and C4)	Enrollment CBEDS/Projected (Criterion 2, Item 2A)	Ratio of ADA to Enrollment	Status
Current Year (2021-22)				
District Regular	34,389	38,154		
Charter School	0			
Total ADA/Enrollment	**34,389**	**38,154**	**90.1%**	**Met**
1st Subsequent Year (2022-23)				
District Regular	34,389	38,154		
Charter School				
Total ADA/Enrollment	**34,389**	**38,154**	**90.1%**	**Met**
2nd Subsequent Year (2023-24)				
District Regular	34,389	38,154		
Charter School				
Total ADA/Enrollment	**34,389**	**38,154**	**90.1%**	**Met**

3C. Comparison of District ADA to Enrollment Ratio to the Standard

DATA ENTRY: Enter an explanation if the standard is not met.

1a. STANDARD MET - Projected P-2 ADA to enrollment ratio has not exceeded the standard for the current year and two subsequent fiscal years.

Explanation:
(required if NOT met)

4. CRITERION: LCFF Revenue

STANDARD: Projected LCFF revenue for any of the current fiscal year or two subsequent fiscal years has not changed by more than two percent since budget adoption.

District's LCFF Revenue Standard Percentage Range: **-2.0% to +2.0%**

4A. Calculating the District's Projected Change in LCFF Revenue

DATA ENTRY: Budget Adoption data that exist will be extracted; otherwise, enter data into the first column. In the First Interim column, Current Year data are extracted; enter data for the two subsequent years.

Fiscal Year	LCFF Revenue (Fund 01, Objects 8011, 8012, 8020-8089) Budget Adoption (Form 01CS, Item 4B)	LCFF Revenue (Fund 01, Objects 8011, 8012, 8020-8089) First Interim Projected Year Totals	Percent Change	Status
Current Year (2021-22)	408,516,599.00	411,496,492.00	0.7%	Met
1st Subsequent Year (2022-23)	415,172,094.00	391,459,713.00	-5.7%	Not Met
2nd Subsequent Year (2023-24)	426,969,423.00	402,905,986.00	-5.6%	Not Met

4B. Comparison of District LCFF Revenue to the Standard

DATA ENTRY: Enter an explanation if the standard is not met.

1a. STANDARD NOT MET - Projected LCFF revenue has changed since budget adoption by more than two percent in any of the current year or two subsequent fiscal years. Provide reasons why the change(s) exceed the standard and a description of the methods and assumptions used in projecting LCFF revenue.

Explanation:
(required if NOT met)

22-23 decrease is due to decreased ADA that was mitigated by the hold harmless option to use prior year ADA. At adopted budget, 23-24 was not estimated to have decreased enrollment.

5. CRITERION: Salaries and Benefits

STANDARD: Projected ratio of total unrestricted salaries and benefits to total unrestricted general fund expenditures for any of the current fiscal year or two subsequent fiscal years has not changed from the historical average ratio from the three prior fiscal years by more than the greater of three percent or the district's required reserves percentage.

5A. Calculating the District's Historical Average Ratio of Unrestricted Salaries and Benefits to Total Unrestricted General Fund Expenditures

DATA ENTRY: Unaudited Actuals data that exist for the First Prior Year will be extracted; otherwise, enter data for the First Prior Year. Unaudited Actuals data for the second and third prior years are preloaded.

Fiscal Year	Unaudited Actuals - Unrestricted (Resources 0000-1999) Salaries and Benefits (Form 01, Objects 1000-3999)	Total Expenditures (Form 01, Objects 1000-7499)	Ratio of Unrestricted Salaries and Benefits to Total Unrestricted Expenditures
Third Prior Year (2018-19)	297,066,392.84	317,141,738.30	93.7%
Second Prior Year (2019-20)	295,160,436.01	312,419,348.33	94.5%
First Prior Year (2020-21)	279,494,759.86	294,582,099.92	94.9%
		Historical Average Ratio:	94.4%

	Current Year (2021-22)	1st Subsequent Year (2022-23)	2nd Subsequent Year (2023-24)
District's Reserve Standard Percentage (Criterion 10B, Line 4)	2.0%	2.0%	2.0%
District's Salaries and Benefits Standard (historical average ratio, plus/minus the greater of 3% or the district's reserve standard percentage):	**91.4% to 97.4%**	**91.4% to 97.4%**	**91.4% to 97.4%**

5B. Calculating the District's Projected Ratio of Unrestricted Salaries and Benefits to Total Unrestricted General Fund Expenditures

DATA ENTRY: If Form MYPI exists, Projected Year Totals data for the two subsequent years will be extracted; if not, enter Projected Year Totals data. Projected Year Totals data for Current Year are extracted.

Fiscal Year	Projected Year Totals - Unrestricted (Resources 0000-1999) Salaries and Benefits (Form 01I, Objects 1000-3999) (Form MYPI, Lines B1-B3)	Total Expenditures (Form 01I, Objects 1000-7499) (Form MYPI, Lines B1-B8, B10)	Ratio of Unrestricted Salaries and Benefits to Total Unrestricted Expenditures	Status
Current Year (2021-22)	299,457,470.00	329,302,508.00	90.9%	Not Met
1st Subsequent Year (2022-23)	307,293,943.00	327,801,687.00	93.7%	Met
2nd Subsequent Year (2023-24)	312,547,315.00	334,366,647.00	93.5%	Met

5C. Comparison of District Salaries and Benefits Ratio to the Standard

DATA ENTRY: Enter an explanation if the standard is not met.

1a. STANDARD NOT MET - Projected ratio of unrestricted salary and benefit costs to total unrestricted expenditures has changed by more than the standard in any of the current year or two subsequent fiscal years. Provide reasons why the change(s) exceed the standard and a description of the methods and assumptions used in projecting salaries and benefits.

Explanation:
(required if NOT met)

One time funds used to purchase Chromebooks.

6. CRITERION: Other Revenues and Expenditures

STANDARD: Projected operating revenues (including federal, other state and other local) or expenditures (including books and supplies, and services and other operating), for any of the current fiscal year or two subsequent fiscal years, have not changed by more than five percent since budget adoption.

Changes that exceed five percent in any major object category must be explained.

District's Other Revenues and Expenditures Standard Percentage Range:	**-5.0% to +5.0%**
District's Other Revenues and Expenditures Explanation Percentage Range:	**-5.0% to +5.0%**

6A. Calculating the District's Change by Major Object Category and Comparison to the Explanation Percentage Range

DATA ENTRY: Budget Adoption data that exist will be extracted; otherwise, enter data into the first column. First Interim data for the Current Year are extracted. If First Interim Form MYPI exists, data for the two subsequent years will be extracted; if not, enter data for the two subsequent years into the second column.

Explanations must be entered for each category if the percent change for any year exceeds the district's explanation percentage range.

Federal Revenue (Fund 01, Objects 8100-8299) (Form MYPI, Line A2)

Object Range / Fiscal Year	Budget Adoption Budget (Form 01CS, Item 6B)	First Interim Projected Year Totals (Fund 01) (Form MYPI)	Percent Change	Change Is Outside Explanation Range
Current Year (2021-22)	35,945,821.00	112,750,169.00	213.7%	Yes
1st Subsequent Year (2022-23)	34,396,597.00	81,291,429.00	136.3%	Yes
2nd Subsequent Year (2023-24)	33,895,821.00	58,990,158.00	74.0%	Yes

Explanation: (required if Yes)
The increases in each year are due to a net of one time Covid funds including RES 3210, 3212, 3213, 3215 and expected carryover of other Federal resources including Title programs.

Other State Revenue (Fund 01, Objects 8300-8599) (Form MYPI, Line A3)

Current Year (2021-22)	72,393,512.00	85,166,690.00	17.6%	Yes
1st Subsequent Year (2022-23)	69,382,718.00	64,019,188.00	-7.7%	Yes
2nd Subsequent Year (2023-24)	69,866,503.00	50,960,270.00	-27.1%	Yes

Explanation: (required if Yes)
The current year increase is due to a net of one-time Covid funds RES 7422, 7425, Special Education Learning Recovery Support RES 6537, Special Education apportionment RES 6500, and ASES RES 6010 and expected carryover. In the 2 additional years the one-time money is expected to have been spent and carryover for other state programs is not budgeted.

Other Local Revenue (Fund 01, Objects 8600-8799) (Form MYPI, Line A4)

Current Year (2021-22)	6,084,743.00	8,524,057.00	40.1%	Yes
1st Subsequent Year (2022-23)	4,220,567.00	4,643,878.00	10.0%	Yes
2nd Subsequent Year (2023-24)	4,220,567.00	4,663,671.00	10.5%	Yes

Explanation: (required if Yes)
The current year increase is due to E-Rate funding, a technology grant, donations and additional STRS Excess Refund were not budgeted at the time of adopted budget. Increases and new local funding that are in 21-22 were not known at the time of adopted budget and not included in 22-23 or 23-24.

Books and Supplies (Fund 01, Objects 4000-4999) (Form MYPI, Line B4)

Current Year (2021-22)	72,825,635.00	56,996,093.00	-21.7%	Yes
1st Subsequent Year (2022-23)	24,296,844.00	33,923,672.00	39.6%	Yes
2nd Subsequent Year (2023-24)	22,532,069.00	25,329,787.00	12.4%	Yes

Explanation: (required if Yes)
The difference is due to the change in one time funds, budgeting for carryover that would not have been included at adopted budget and aligning budgets to current year spending plans.

Services and Other Operating Expenditures (Fund 01, Objects 5000-5999) (Form MYPI, Line B5)

Current Year (2021-22)	32,520,074.00	48,310,853.00	48.6%	Yes
1st Subsequent Year (2022-23)	29,229,578.00	36,173,542.00	23.8%	Yes
2nd Subsequent Year (2023-24)	29,075,252.00	30,434,581.00	4.7%	No

Explanation: (required if Yes)
The difference is due to the change in one time funds, budgeting for carryover that would not have been included at adopted budget and aligning budgets to current year spending plans.

6B. Calculating the District's Change in Total Operating Revenues and Expenditures

DATA ENTRY: All data are extracted or calculated.

Object Range / Fiscal Year	Budget Adoption Budget	First Interim Projected Year Totals	Percent Change	Status
Total Federal, Other State, and Other Local Revenue (Section 6A)				
Current Year (2021-22)	114,424,076.00	206,440,916.00	80.4%	Not Met
1st Subsequent Year (2022-23)	107,999,882.00	149,954,495.00	38.8%	Not Met
2nd Subsequent Year (2023-24)	107,982,891.00	114,614,099.00	6.1%	Not Met
Total Books and Supplies, and Services and Other Operating Expenditures (Section 6A)				
Current Year (2021-22)	105,345,709.00	105,306,946.00	0.0%	Met
1st Subsequent Year (2022-23)	53,526,422.00	70,097,214.00	31.0%	Not Met
2nd Subsequent Year (2023-24)	51,607,321.00	55,764,368.00	8.1%	Not Met

6C. Comparison of District Total Operating Revenues and Expenditures to the Standard Percentage Range

DATA ENTRY: Explanations are linked from Section 6A if the status in Section 6B is Not Met; no entry is allowed below.

1a. STANDARD NOT MET - One or more projected operating revenue have changed since budget adoption by more than the standard in one or more of the current year or two subsequent fiscal years. Reasons for the projected change, descriptions of the methods and assumptions used in the projections, and what changes, if any, will be made to bring the projected operating revenues within the standard must be entered in Section 6A above and will also display in the explanation box below.

Explanation: Federal Revenue (linked from 6A if NOT met)
The increases in each year are due to a net of one time Covid funds including RES 3210, 3212, 3213, 3215 and expected carryover of other Federal resources including Title programs.

Explanation: Other State Revenue (linked from 6A if NOT met)
The current year increase is due to a net of one-time Covid funds RES 7422, 7425, Special Education Learning Recovery Support RES 6537, Special Education apportionment RES 6500, and ASES RES 6010 and expected carryover. In the 2 additional years the one-time money is expected to have been spent and carryover for other state programs is not budgeted.

Explanation: Other Local Revenue (linked from 6A if NOT met)
The current year increase is due to E-Rate funding, a technology grant, donations and additional STRS Excess Refund were not budgeted at the time of adopted budget. Increases and new local funding that are in 21-22 were not known at the time of adopted budget and not included in 22-23 or 23-24.

1b. STANDARD NOT MET - One or more total operating expenditures have changed since budget adoption by more than the standard in one or more of the current year or two subsequent fiscal years. Reasons for the projected change, descriptions of the methods and assumptions used in the projections, and what changes, if any, will be made to bring the projected operating revenues within the standard must be entered in Section 6A above and will also display in the explanation box below.

Explanation: Books and Supplies (linked from 6A if NOT met)
The difference is due to the change in one time funds, budgeting for carryover that would not have been included at adopted budget and aligning budgets to current year spending plans.

Explanation: Services and Other Exps (linked from 6A if NOT met)
The difference is due to the change in one time funds, budgeting for carryover that would not have been included at adopted budget and aligning budgets to current year spending plans.

7. CRITERION: Facilities Maintenance

STANDARD: Identify changes that have occurred since budget adoption in the projected contributions for facilities maintenance funding as required pursuant to Education Code Section 17070.75, or in how the district is providing adequately to preserve the functionality of its facilities for their normal life in accordance with Education Code sections 52060(d)(1) and 17002(d)(1).

Determining the District's Compliance with the Contribution Requirement for EC Section 17070.75 - Ongoing and Major Maintenance/Restricted Maintenance Account (OMMA/RMA)

NOTE: EC Section 17070.75 requires the district to deposit into the account a minimum amount equal to or greater than three percent of the total general fund expenditures and other financing uses for that fiscal year. Per SB 98 and SB 820 of 2020, resources 3210, 3215, 3220, 5316, 7027, 7420, and 7690 are excluded from the total general fund expenditures calculation.

DATA ENTRY: Enter the Required Minimum Contribution if Budget data does not exist. Budget data that exist will be extracted; otherwise, enter budget data into lines 1, if applicable, and 2. All other data are extracted.

		Required Minimum Contribution	First Interim Contribution Projected Year Totals (Fund 01, Resource 8150, Objects 8900-8999)	Status
1.	OMMA/RMA Contribution	15,843,691.20	15,877,152.00	Met
2.	Budget Adoption Contribution (information only) (Form 01CS, Criterion 7)		15,877,152.00	

If status is not met, enter an X in the box that best describes why the minimum required contribution was not made:

	Not applicable (district does not participate in the Leroy F. Greene School Facilities Act of 1998)
	Exempt (due to district's small size [EC Section 17070.75 (b)(2)(E)])
	Other (explanation must be provided)

Explanation:
(required if NOT met and Other is marked)

8. CRITERION: Deficit Spending

STANDARD: Unrestricted deficit spending (total unrestricted expenditures and other financing uses is greater than total unrestricted revenues and other financing sources) as a percentage of total unrestricted expenditures and other financing uses, has not exceeded one-third of the district's available reserves[1] as a percentage of total expenditures and other financing uses[2] in any of the current fiscal year or two subsequent fiscal years.

[1]Available reserves are the unrestricted amounts in the Stabilization Arrangements, Reserve for Economic Uncertainties, and Unassigned/Unappropriated accounts in the General Fund and the Special Reserve Fund for Other Than Capital Outlay Projects. Available reserves will be reduced by any negative ending balances in restricted resources in the General Fund.

[2]A school district that is the Administrative Unit of a Special Education Local Plan Area (SELPA) may exclude from its expenditures the distribution of funds to its participating members.

8A. Calculating the District's Deficit Spending Standard Percentage Levels

DATA ENTRY: All data are extracted or calculated.

	Current Year (2021-22)	1st Subsequent Year (2022-23)	2nd Subsequent Year (2023-24)
District's Available Reserve Percentages (Criterion 10C, Line 9)	8.7%	6.7%	4.8%
District's Deficit Spending Standard Percentage Levels (one-third of available reserve percentage):	**2.9%**	**2.2%**	**1.6%**

8B. Calculating the District's Deficit Spending Percentages

DATA ENTRY: Current Year data are extracted. If Form MYPI exists, data for the two subsequent years will be extracted; if not, enter data for the two subsequent years into the first and second columns.

Fiscal Year	Projected Year Totals: Net Change in Unrestricted Fund Balance (Form 01I, Section E) (Form MYPI, Line C)	Projected Year Totals: Total Unrestricted Expenditures and Other Financing Uses (Form 01I, Objects 1000-7999) (Form MYPI, Line B11)	Deficit Spending Level (If Net Change in Unrestricted Fund Balance is negative, else N/A)	Status
Current Year (2021-22)	10,901,167.00	331,351,163.00	N/A	Met
1st Subsequent Year (2022-23)	(15,753,089.00)	329,801,687.00	4.8%	Not Met
2nd Subsequent Year (2023-24)	(12,285,614.00)	336,366,647.00	3.7%	Not Met

8C. Comparison of District Deficit Spending to the Standard

DATA ENTRY: Enter an explanation if the standard is not met.

1a. STANDARD NOT MET - Unrestricted deficit spending has exceeded the standard percentage level in any of the current year or two subsequent fiscal years. Provide reasons for the deficit spending, a description of the methods and assumptions used in balancing the unrestricted budget, and what changes will be made to ensure that the budget deficits are eliminated or are balanced within the standard.

Explanation:
(required if NOT met)

The district has planned deficit spending to upgrade systems and equipment. ADA is expected to decrease in the 2 out years.

9. CRITERION: Fund and Cash Balances

A. FUND BALANCE STANDARD: Projected general fund balance will be positive at the end of the current fiscal year and two subsequent fiscal years.

9A-1. Determining if the District's General Fund Ending Balance is Positive

DATA ENTRY: Current Year data are extracted. If Form MYPI exists, data for the two subsequent years will be extracted; if not, enter data for the two subsequent years.

Fiscal Year	Ending Fund Balance General Fund Projected Year Totals (Form 01I, Line F2) (Form MYPI, Line D2)	Status
Current Year (2021-22)	104,800,819.13	Met
1st Subsequent Year (2022-23)	78,629,727.13	Met
2nd Subsequent Year (2023-24)	64,844,026.13	Met

9A-2. Comparison of the District's Ending Fund Balance to the Standard

DATA ENTRY: Enter an explanation if the standard is not met.

1a. STANDARD MET - Projected general fund ending balance is positive for the current fiscal year and two subsequent fiscal years.

Explanation:
(required if NOT met)

B. CASH BALANCE STANDARD: Projected general fund cash balance will be positive at the end of the current fiscal year.

9B-1. Determining if the District's Ending Cash Balance is Positive

DATA ENTRY: If Form CASH exists, data will be extracted; if not, data must be entered below.

Fiscal Year	Ending Cash Balance General Fund (Form CASH, Line F, June Column)	Status
Current Year (2021-22)	0.00	Not Met

9B-2. Comparison of the District's Ending Cash Balance to the Standard

DATA ENTRY: Enter an explanation if the standard is not met.

1a. STANDARD NOT MET - General fund cash balance is projected to be negative at the end of the current fiscal year. Provide reasons for the negative cash balance and what changes or remedies will be made to ensure that the general fund is solvent and able to satisfy its current year financial obligations.

Explanation:
(required if NOT met)

10. CRITERION: Reserves

STANDARD: Available reserves[1] for any of the current fiscal year or two subsequent fiscal years are not less than the following percentages or amounts[2] as applied to total expenditures and other financing uses[3]:

DATA ENTRY: Current Year data are extracted. If Form MYPI exists, 1st and 2nd Subsequent Year data will be extracted. If not, enter district regular ADA and charter school ADA corresponding to financial data reported in the General Fund, only, for the two subsequent years.

Percentage Level	District ADA		
5% or $71,000 (greater of)	0	to	300
4% or $71,000 (greater of)	301	to	1,000
3%	1,001	to	30,000
2%	30,001	to	400,000
1%	400,001	and	over

[1] Available reserves are the unrestricted amounts in the Stabilization Arrangements, Reserve for Economic Uncertainties, and Unassigned/Unappropriated accounts in the General Fund and Special Reserve Fund for Other Than Capital Outlay Projects. Available reserves will be reduced by any negative ending balances in restricted resources in the General Fund.

[2] Dollar amounts to be adjusted annually by the prior year statutory cost-of-living adjustment, as referenced in Education Code Section 42238.02, rounded to the nearest thousand.

[3] A school district that is the Administrative Unit (AU) of a Special Education Local Plan Area (SELPA) may exclude from its expenditures the distribution of funds to its participating members.

	Current Year (2021-22)	1st Subsequent Year (2022-23)	2nd Subsequent Year (2023-24)
District Estimated P-2 ADA (Current Year, Form AI, Lines A4 and C4. Subsequent Years, Form MYPI, Line F2, if available.)	34,389	34,389	34,389
District's Reserve Standard Percentage Level:	**2%**	**2%**	**2%**

10A. Calculating the District's Special Education Pass-through Exclusions (only for districts that serve as the AU of a SELPA)

DATA ENTRY: For SELPA AUs, if Form MYPI exists, all data will be extracted including the Yes/No button selection. If not, click the appropriate Yes or No button for item 1 and, if Yes, enter data for item 2a and for the two subsequent years in item 2b; Current Year data are extracted.

For districts that serve as the AU of a SELPA (Form MYPI, Lines F1a, F1b1, and F1b2):

1. Do you choose to exclude from the reserve calculation the pass-through funds distributed to SELPA members? Yes
2. If you are the SELPA AU and are excluding special education pass-through funds:
   a. Enter the name(s) of the SELPA(s):

	Current Year Projected Year Totals (2021-22)	1st Subsequent Year (2022-23)	2nd Subsequent Year (2023-24)
b. Special Education Pass-through Funds (Fund 10, resources 3300-3499, 6500-6540 and 6546, objects 7211-7213 and 7221-7223)	5,434,089.00	5,434,089.00	5,434,089.00

10B. Calculating the District's Reserve Standard

DATA ENTRY: If Form MYPI exists, all data will be extracted or calculated. If not, enter data for line 1 for the two subsequent years; Current Year data are extracted.

	Current Year Projected Year Totals (2021-22)	1st Subsequent Year (2022-23)	2nd Subsequent Year (2023-24)
1. Expenditures and Other Financing Uses (Form 01I, objects 1000-7999) (Form MYPI, Line B11)	600,101,037.00	539,800,394.00	503,496,437.00
2. Plus: Special Education Pass-through (Criterion 10A, Line 2b, if Criterion 10A, Line 1 is No)			
3. Total Expenditures and Other Financing Uses (Line B1 plus Line B2)	600,101,037.00	539,800,394.00	503,496,437.00
4. Reserve Standard Percentage Level	2%	2%	2%
5. Reserve Standard - by Percent (Line B3 times Line B4)	12,002,020.74	10,796,007.88	10,069,928.74
6. Reserve Standard - by Amount ($71,000 for districts with less than 1,001 ADA, else 0)	0.00	0.00	0.00
7. **District's Reserve Standard (Greater of Line B5 or Line B6)**	**12,002,020.74**	**10,796,007.88**	**10,069,928.74**

10C. Calculating the District's Available Reserve Amount

DATA ENTRY: All data are extracted from fund data and Form MYPI. If Form MYPI does not exist, enter data for the two subsequent years.

Reserve Amounts (Unrestricted resources 0000-1999 except Line 4)	Current Year Projected Year Totals (2021-22)	1st Subsequent Year (2022-23)	2nd Subsequent Year (2023-24)
1. General Fund - Stabilization Arrangements (Fund 01, Object 9750) (Form MYPI, Line E1a)	0.00	0.00	0.00
2. General Fund - Reserve for Economic Uncertainties (Fund 01, Object 9789) (Form MYPI, Line E1b)	12,002,021.00	10,796,008.00	10,069,929.00
3. General Fund - Unassigned/Unappropriated Amount (Fund 01, Object 9790) (Form MYPI, Line E1c)	40,033,123.23	25,535,655.23	13,976,120.23
4. General Fund - Negative Ending Balances in Restricted Resources (Fund 01, Object 979Z, if negative, for each of resources 2000-9999) (Form MYPI, Line E1d)	0.00	0.00	0.00
5. Special Reserve Fund - Stabilization Arrangements (Fund 17, Object 9750) (Form MYPI, Line E2a)	0.00	0.00	0.00
6. Special Reserve Fund - Reserve for Economic Uncertainties (Fund 17, Object 9789) (Form MYPI, Line E2b)	0.00	0.00	0.00
7. Special Reserve Fund - Unassigned/Unappropriated Amount (Fund 17, Object 9790) (Form MYPI, Line E2c)	0.00	0.00	0.00
8. District's Available Reserve Amount (Lines C1 thru C7)	52,035,144.23	36,331,663.23	24,046,049.23
9. District's Available Reserve Percentage (Information only) (Line 8 divided by Section 10B, Line 3)	8.67%	6.73%	4.78%
District's Reserve Standard (Section 10B, Line 7):	**12,002,020.74**	**10,796,007.88**	**10,069,928.74**
Status:	Met	Met	Met

10D. Comparison of District Reserve Amount to the Standard

DATA ENTRY: Enter an explanation if the standard is not met.

1a. STANDARD MET - Available reserves have met the standard for the current year and two subsequent fiscal years.

Explanation:
(required if NOT met)

SUPPLEMENTAL INFORMATION

DATA ENTRY: Click the appropriate Yes or No button for items S1 through S4. Enter an explanation for each Yes answer.

S1. Contingent Liabilities

1a. Does your district have any known or contingent liabilities (e.g., financial or program audits, litigation, state compliance reviews) that have occurred since budget adoption that may impact the budget? — No

1b. If Yes, identify the liabilities and how they may impact the budget:

S2. Use of One-time Revenues for Ongoing Expenditures

1a. Does your district have ongoing general fund expenditures funded with one-time revenues that have changed since budget adoption by more than five percent? — No

1b. If Yes, identify the expenditures and explain how the one-time resources will be replaced to continue funding the ongoing expenditures in the following fiscal years:

S3. Temporary Interfund Borrowings

1a. Does your district have projected temporary borrowings between funds? (Refer to Education Code Section 42603) — No

1b. If Yes, identify the interfund borrowings:

S4. Contingent Revenues

1a. Does your district have projected revenues for the current fiscal year or either of the two subsequent fiscal years contingent on reauthorization by the local government, special legislation, or other definitive act (e.g., parcel taxes, forest reserves)? — No

1b. If Yes, identify any of these revenues that are dedicated for ongoing expenses and explain how the revenues will be replaced or expenditures reduced:

S5. Contributions

Identify projected contributions from unrestricted resources in the general fund to restricted resources in the general fund for the current fiscal year and two subsequent fiscal years. Provide an explanation if contributions have changed by more than $20,000 and more than five percent since budget adoption.

Identify projected transfers to or from the general fund to cover operating deficits in either the general fund or any other fund for the current fiscal year and two subsequent fiscal years. Provide an explanation if transfers have changed by more than $20,000 and more than five percent since budget adoption.

Identify capital project cost overruns that have occurred since budget adoption that may impact the general fund budget.

District's Contributions and Transfers Standard: **-5.0% to +5.0% or -$20,000 to +$20,000**

S5A. Identification of the District's Projected Contributions, Transfers, and Capital Projects that may Impact the General Fund

DATA ENTRY: Budget Adoption data that exist will be extracted; otherwise, enter data into the first column. For Contributions, the First Interim's Current Year data will be extracted. Enter First Interim Contributions for the 1st and 2nd Subsequent Years. For Transfers In and Transfers Out, the First Interim's Current Year data will be extracted. If Form MYPI exists, the data will be extracted into the First Interim column for the 1st and 2nd Subsequent Years. If Form MYPI does not exist, enter data for 1st and 2nd Subsequent Years. Click on the appropriate button for Item 1d; all other data will be calculated.

Description / Fiscal Year	Budget Adoption (Form 01CS, Item S5A)	First Interim Projected Year Totals	Percent Change	Amount of Change	Status
1a. **Contributions, Unrestricted General Fund (Fund 01, Resources 0000-1999, Object 8980)**					
Current Year (2021-22)	(55,721,854.00)	(54,262,946.00)	-2.6%	(1,458,908.00)	Met
1st Subsequent Year (2022-23)	(55,976,710.00)	(56,372,645.00)	0.7%	395,935.00	Met
2nd Subsequent Year (2023-24)	(57,808,402.00)	(57,762,040.00)	-0.1%	(46,362.00)	Met
1b. **Transfers In, General Fund ***					
Current Year (2021-22)	0.00	500.00	New	500.00	Not Met
1st Subsequent Year (2022-23)	0.00	0.00	0.0%	0.00	Met
2nd Subsequent Year (2023-24)	0.00	0.00	0.0%	0.00	Met
1c. **Transfers Out, General Fund ***					
Current Year (2021-22)	11,697,521.00	7,052,628.00	-39.7%	(4,644,893.00)	Not Met
1st Subsequent Year (2022-23)	4,227,628.00	4,003,973.00	-5.3%	(223,655.00)	Not Met
2nd Subsequent Year (2023-24)	4,227,628.00	4,003,973.00	-5.3%	(223,655.00)	Not Met

1d. **Capital Project Cost Overruns**

Have capital project cost overruns occurred since budget adoption that may impact the general fund operational budget? No

* Include transfers used to cover operating deficits in either the general fund or any other fund.

S5B. Status of the District's Projected Contributions, Transfers, and Capital Projects

DATA ENTRY: Enter an explanation if Not Met for items 1a-1c or if Yes for Item 1d.

1a. MET - Projected contributions have not changed since budget adoption by more than the standard for the current year and two subsequent fiscal years.

Explanation: (required if NOT met)

1b. NOT MET - The projected transfers in to the general fund have changed since budget adoption by more than the standard for any of the current year or subsequent two fiscal years. Identify the amounts transferred, by fund, and whether transfers are ongoing or one-time in nature. If ongoing, explain the district's plan, with timeframes, for reducing or eliminating the transfers.

Explanation: (required if NOT met)

The transfer in from fund 09 for 21-22 was not planned prior to adopted budget.

1c. NOT MET - The projected transfers out of the general fund have changed since budget adoption by more than the standard for any of the current year or subsequent two fiscal years. Identify the amounts transferred, by fund, and whether transfers are ongoing or one-time in nature. If ongoing, explain the district's plan, with timeframes, for reducing or eliminating the transfers.

Explanation:
(required if NOT met)

At adopted budget Fund 12 was expected to need a contribution and does not as of 1st interim. Fund 13 contribution has been reduced in current and future years. In the 2 out years a reduction to the Fund 21 contritbution has been reduced.

1d. NO - There have been no capital project cost overruns occurring since budget adoption that may impact the general fund operational budget.

Project Information:
(required if YES)

S6. Long-term Commitments

Identify all existing and new multiyear commitments[1] and their annual required payment for the current fiscal year and two subsequent fiscal years.

Explain how any increase in annual payments will be funded. Also, explain how any decrease to funding sources used to pay long-term commitments will be replaced.

[1] Include multiyear commitments, multiyear debt agreements, and new programs or contracts that result in long-term obligations.

S6A. Identification of the District's Long-term Commitments

DATA ENTRY: If Budget Adoption data exist (Form 01CS, Item S6A), long-term commitment data will be extracted and it will only be necessary to click the appropriate button for Item 1b. Extracted data may be overwritten to update long-term commitment data in Item 2, as applicable. If no Budget Adoption data exist, click the appropriate buttons for items 1a and 1b, and enter all other data, as applicable.

1. a. Does your district have long-term (multiyear) commitments? (If No, skip items 1b and 2 and sections S6B and S6C) — Yes

   b. If Yes to Item 1a, have new long-term (multiyear) commitments been incurred since budget adoption?

2. If Yes to Item 1a, list (or update) all new and existing multiyear commitments and required annual debt service amounts. Do not include long-term commitments for postemployment benefits other than pensions (OPEB); OPEB is disclosed in Item S7A.

Type of Commitment	# of Years Remaining	SACS Fund and Object Codes Used For: Funding Sources (Revenues)	Debt Service (Expenditures)	Principal Balance as of July 1, 2021
Leases	2	FD 01/OB 8982	FD 01/OB 7438/7439	720,646
Certificates of Participation				
General Obligation Bonds	various	FD 01/OB 8571/8572/8611/8612	FD 51/OB 7438/7439	770,449,326
Supp Early Retirement Program				
State School Building Loans				
Compensated Absences	1	Various funds/ objects	Various funds/objects	5,050,590
Other Long-term Commitments (do not include OPEB):				
TOTAL:				776,220,562

Type of Commitment (continued)	Prior Year (2020-21) Annual Payment (P & I)	Current Year (2021-22) Annual Payment (P & I)	1st Subsequent Year (2022-23) Annual Payment (P & I)	2nd Subsequent Year (2023-24) Annual Payment (P & I)
Leases	299,992	299,992	299,992	149,996
Certificates of Participation				
General Obligation Bonds	88,208,983	88,208,983	88,208,983	83,205,172
Supp Early Retirement Program				
State School Building Loans				
Compensated Absences				
Other Long-term Commitments (continued):				
Total Annual Payments:	88,508,975	88,508,975	88,508,975	83,355,168
Has total annual payment increased over prior year (2020-21)?		**No**	**No**	**No**

S6B. Comparison of the District's Annual Payments to Prior Year Annual Payment

DATA ENTRY: Enter an explanation if Yes.

1a. No - Annual payments for long-term commitments have not increased in one or more of the current and two subsequent fiscal years.

Explanation:
(Required if Yes to increase in total annual payments)

S6C. Identification of Decreases to Funding Sources Used to Pay Long-term Commitments

DATA ENTRY: Click the appropriate Yes or No button in Item 1; if Yes, an explanation is required in Item 2.

1. Will funding sources used to pay long-term commitments decrease or expire prior to the end of the commitment period, or are they one-time sources?

No

2. No - Funding sources will not decrease or expire prior to the end of the commitment period, and one-time funds are not being used for long-term commitment.

Explanation:
(Required if Yes)

S7. Unfunded Liabilities

Identify any changes in estimates for unfunded liabilities since budget adoption, and indicate whether the changes are the result of a new actuarial valuation.

S7A. Identification of the District's Estimated Unfunded Liability for Postemployment Benefits Other Than Pensions (OPEB)

DATA ENTRY: Click the appropriate button(s) for items 1a-1c, as applicable. Budget Adoption data that exist (Form 01CS, Item S7A) will be extracted; otherwise, enter Budget Adoption and First Interim data in items 2-4.

1. a. Does your district provide postemployment benefits other than pensions (OPEB)? (If No, skip items 1b-4): Yes

   b. If Yes to Item 1a, have there been changes since budget adoption in OPEB liabilities? No

   c. If Yes to Item 1a, have there been changes since budget adoption in OPEB contributions? No

2. OPEB Liabilities

	Budget Adoption (Form 01CS, Item S7A)	First Interim
a. Total OPEB liability	134,897,401.00	134,897,401.00
b. OPEB plan(s) fiduciary net position (if applicable)	134,897,401.00	134,897,401.00
c. Total/Net OPEB liability (Line 2a minus Line 2b)	0.00	0.00
d. Is total OPEB liability based on the district's estimate or an actuarial valuation?	Actuarial	Actuarial
e. If based on an actuarial valuation, indicate the measurement date of the OPEB valuation.	May 26, 2021	May 26, 2021

3. OPEB Contributions

a. OPEB actuarially determined contribution (ADC) if available, per actuarial valuation or Alternative Measurement Method	Budget Adoption (Form 01CS, Item S7A)	First Interim
Current Year (2021-22)	9,897,575.00	9,897,575.00
1st Subsequent Year (2022-23)	9,897,575.00	9,897,575.00
2nd Subsequent Year (2023-24)	9,897,575.00	9,897,575.00

b. OPEB amount contributed (for this purpose, include premiums paid to a self-insurance fund) (Funds 01-70, objects 3701-3752)		
Current Year (2021-22)	6,364,822.21	7,128,221.00
1st Subsequent Year (2022-23)	6,467,291.00	6,467,291.00
2nd Subsequent Year (2023-24)	6,525,497.00	6,525,497.00

c. Cost of OPEB benefits (equivalent of "pay-as-you-go" amount)		
Current Year (2021-22)	7,517,137.00	7,517,137.00
1st Subsequent Year (2022-23)	6,451,075.00	6,451,075.00
2nd Subsequent Year (2023-24)	6,709,118.00	6,709,118.00

d. Number of retirees receiving OPEB benefits		
Current Year (2021-22)	539	539
1st Subsequent Year (2022-23)	459	459
2nd Subsequent Year (2023-24)	460	460

4. Comments:

S7B. Identification of the District's Unfunded Liability for Self-insurance Programs

DATA ENTRY: Click the appropriate button(s) for items 1a-1c, as applicable. Budget Adoption data that exist (Form 01CS, Item S7B) will be extracted; otherwise, enter Budget Adoption and First Interim data in items 2-4.

1. a. Does your district operate any self-insurance programs such as workers' compensation, employee health and welfare, or property and liability? (Do not include OPEB; which is covered in Section S7A) (If No, skip items 1b-4) — Yes

   b. If Yes to item 1a, have there been changes since budget adoption in self-insurance liabilities? — No

   c. If Yes to item 1a, have there been changes since budget adoption in self-insurance contributions? — No

2. Self-Insurance Liabilities	Budget Adoption (Form 01CS, Item S7B)	First Interim
a. Accrued liability for self-insurance programs	9,120,276.00	9,120,276.00
b. Unfunded liability for self-insurance programs	0.00	0.00

3. Self-Insurance Contributions	Budget Adoption (Form 01CS, Item S7B)	First Interim
a. Required contribution (funding) for self-insurance programs		
Current Year (2021-22)	14,881,999.00	14,881,999.00
1st Subsequent Year (2022-23)	16,990,673.00	16,990,673.00
2nd Subsequent Year (2023-24)	17,103,430.00	17,103,430.00
b. Amount contributed (funded) for self-insurance programs		
Current Year (2021-22)	14,881,999.00	14,881,999.00
1st Subsequent Year (2022-23)	16,990,673.00	16,990,673.00
2nd Subsequent Year (2023-24)	17,103,430.00	17,103,430.00

4. Comments:

S8. Status of Labor Agreements

Analyze the status of all employee labor agreements. Identify new labor agreements that have been ratified since budget adoption, as well as new commitments provided as part of previously ratified multiyear agreements; and include all contracts, including all administrator contracts (and including all compensation). For new agreements, indicate the date of the required board meeting. Compare the increase in new commitments to the projected increase in ongoing revenues and explain how these commitments will be funded in future fiscal years.

If salary and benefit negotiations are not finalized, upon settlement with certificated or classified staff:

The school district must determine the cost of the settlement, including salaries, benefits, and any other agreements that change costs, and provide the county office of education (COE) with an analysis of the cost of the settlement and its impact on the operating budget.

The county superintendent shall review the analysis relative to the criteria and standards and may provide written comments to the president of the district governing board and superintendent.

S8A. Cost Analysis of District's Labor Agreements - Certificated (Non-management) Employees

DATA ENTRY: Click the appropriate Yes or No button for "Status of Certificated Labor Agreements as of the Previous Reporting Period." There are no extractions in this section.

Status of Certificated Labor Agreements as of the Previous Reporting Period
Were all certificated labor negotiations settled as of budget adoption? No

If Yes, complete number of FTEs, then skip to section S8B.
If No, continue with section S8A.

Certificated (Non-management) Salary and Benefit Negotiations

	Prior Year (2nd Interim) (2020-21)	Current Year (2021-22)	1st Subsequent Year (2022-23)	2nd Subsequent Year (2023-24)
Number of certificated (non-management) full-time-equivalent (FTE) positions	2,227.3	2,320.0	2,302.0	2,302.0

1a. Have any salary and benefit negotiations been settled since budget adoption? Yes

If Yes, and the corresponding public disclosure documents have been filed with the COE, complete questions 2 and 3.
If Yes, and the corresponding public disclosure documents have not been filed with the COE, complete questions 2-5.
If No, complete questions 6 and 7.

1b. Are any salary and benefit negotiations still unsettled? No
If Yes, complete questions 6 and 7.

Negotiations Settled Since Budget Adoption

2a. Per Government Code Section 3547.5(a), date of public disclosure board meeting: Jun 08, 2021

2b. Per Government Code Section 3547.5(b), was the collective bargaining agreement certified by the district superintendent and chief business official? Yes
If Yes, date of Superintendent and CBO certification: Jun 02, 2021

3. Per Government Code Section 3547.5(c), was a budget revision adopted to meet the costs of the collective bargaining agreement? Yes
If Yes, date of budget revision board adoption: Dec 14, 2021

4. Period covered by the agreement: Begin Date: End Date:

5. Salary settlement:

	Current Year (2021-22)	1st Subsequent Year (2022-23)	2nd Subsequent Year (2023-24)
Is the cost of salary settlement included in the interim and multiyear projections (MYPs)?			
One Year Agreement			
Total cost of salary settlement			
% change in salary schedule from prior year			
or			
Multiyear Agreement			
Total cost of salary settlement			
% change in salary schedule from prior year (may enter text, such as "Reopener")			

Identify the source of funding that will be used to support multiyear salary commitments:

Negotiations Not Settled

6. Cost of a one percent increase in salary and statutory benefits

	Current Year (2021-22)	1st Subsequent Year (2022-23)	2nd Subsequent Year (2023-24)
7. Amount included for any tentative salary schedule increases			

Certificated (Non-management) Health and Welfare (H&W) Benefits	Current Year (2021-22)	1st Subsequent Year (2022-23)	2nd Subsequent Year (2023-24)
1. Are costs of H&W benefit changes included in the interim and MYPs?			
2. Total cost of H&W benefits			
3. Percent of H&W cost paid by employer			
4. Percent projected change in H&W cost over prior year			

Certificated (Non-management) Prior Year Settlements Negotiated Since Budget Adoption

Are any new costs negotiated since budget adoption for prior year settlements included in the interim?

If Yes, amount of new costs included in the interim and MYPs

If Yes, explain the nature of the new costs:

Certificated (Non-management) Step and Column Adjustments	Current Year (2021-22)	1st Subsequent Year (2022-23)	2nd Subsequent Year (2023-24)
1. Are step & column adjustments included in the interim and MYPs?			
2. Cost of step & column adjustments			
3. Percent change in step & column over prior year			

Certificated (Non-management) Attrition (layoffs and retirements)	Current Year (2021-22)	1st Subsequent Year (2022-23)	2nd Subsequent Year (2023-24)
1. Are savings from attrition included in the interim and MYPs?			
2. Are additional H&W benefits for those laid-off or retired employees included in the interim and MYPs?			

Certificated (Non-management) - Other

List other significant contract changes that have occurred since budget adoption and the cost impact of each change (i.e., class size, hours of employment, leave of absence, bonuses, etc.):

S8B. Cost Analysis of District's Labor Agreements - Classified (Non-management) Employees

DATA ENTRY: Click the appropriate Yes or No button for "Status of Classified Labor Agreements as of the Previous Reporting Period." There are no extractions in this section.

Status of Classified Labor Agreements as of the Previous Reporting Period

Were all classified labor negotiations settled as of budget adoption?
If Yes, complete number of FTEs, then skip to section S8C.
If No, continue with section S8B. — No

Classified (Non-management) Salary and Benefit Negotiations

	Prior Year (2nd Interim) (2020-21)	Current Year (2021-22)	1st Subsequent Year (2022-23)	2nd Subsequent Year (2023-24)
Number of classified (non-management) FTE positions	1,540.4	1,897.8	1,897.8	1,897.8

1a. Have any salary and benefit negotiations been settled since budget adoption? — Yes
If Yes, and the corresponding public disclosure documents have been filed with the COE, complete questions 2 and 3.
If Yes, and the corresponding public disclosure documents have not been filed with the COE, complete questions 2-5.
If No, complete questions 6 and 7.

1b. Are any salary and benefit negotiations still unsettled?
If Yes, complete questions 6 and 7. — No

Negotiations Settled Since Budget Adoption

2a. Per Government Code Section 3547.5(a), date of public disclosure board meeting: — Jul 27, 2021

2b. Per Government Code Section 3547.5(b), was the collective bargaining agreement certified by the district superintendent and chief business official? — Yes
If Yes, date of Superintendent and CBO certification: — Jul 24, 2021

3. Per Government Code Section 3547.5(c), was a budget revision adopted to meet the costs of the collective bargaining agreement? — Yes
If Yes, date of budget revision board adoption: — Dec 14, 2021

4. Period covered by the agreement: Begin Date: _____ End Date: _____

5. Salary settlement:

	Current Year (2021-22)	1st Subsequent Year (2022-23)	2nd Subsequent Year (2023-24)
Is the cost of salary settlement included in the interim and multiyear projections (MYPs)?			
One Year Agreement			
Total cost of salary settlement			
% change in salary schedule from prior year			
or			
Multiyear Agreement			
Total cost of salary settlement			
% change in salary schedule from prior year (may enter text, such as "Reopener")			

Identify the source of funding that will be used to support multiyear salary commitments:

Negotiations Not Settled

6. Cost of a one percent increase in salary and statutory benefits

	Current Year (2021-22)	1st Subsequent Year (2022-23)	2nd Subsequent Year (2023-24)
7. Amount included for any tentative salary schedule increases			

Classified (Non-management) Health and Welfare (H&W) Benefits

	Current Year (2021-22)	1st Subsequent Year (2022-23)	2nd Subsequent Year (2023-24)
1. Are costs of H&W benefit changes included in the interim and MYPs?			
2. Total cost of H&W benefits			
3. Percent of H&W cost paid by employer			
4. Percent projected change in H&W cost over prior year			

Classified (Non-management) Prior Year Settlements Negotiated Since Budget Adoption

Are any new costs negotiated since budget adoption for prior year settlements included in the interim?			
If Yes, amount of new costs included in the interim and MYPs			

If Yes, explain the nature of the new costs:

Classified (Non-management) Step and Column Adjustments

	Current Year (2021-22)	1st Subsequent Year (2022-23)	2nd Subsequent Year (2023-24)
1. Are step & column adjustments included in the interim and MYPs?			
2. Cost of step & column adjustments			
3. Percent change in step & column over prior year			

Classified (Non-management) Attrition (layoffs and retirements)

	Current Year (2021-22)	1st Subsequent Year (2022-23)	2nd Subsequent Year (2023-24)
1. Are savings from attrition included in the interim and MYPs?			
2. Are additional H&W benefits for those laid-off or retired employees included in the interim and MYPs?			

Classified (Non-management) - Other

List other significant contract changes that have occurred since budget adoption and the cost impact of each (i.e., hours of employment, leave of absence, bonuses, etc.):

S8C. Cost Analysis of District's Labor Agreements - Management/Supervisor/Confidential Employees

DATA ENTRY: Click the appropriate Yes or No button for "Status of Management/Supervisor/Confidential Labor Agreements as of the Previous Reporting Period." There are no extractions in this section.

Status of Management/Supervisor/Confidential Labor Agreements as of the Previous Reporting Period

Were all managerial/confidential labor negotiations settled as of budget adoption? No

If Yes or n/a, complete number of FTEs, then skip to S9.

If No, continue with section S8C.

Management/Supervisor/Confidential Salary and Benefit Negotiations

	Prior Year (2nd Interim) (2020-21)	Current Year (2021-22)	1st Subsequent Year (2022-23)	2nd Subsequent Year (2023-24)
Number of management, supervisor, and confidential FTE positions	288.7	291.6	291.6	291.6

1a. Have any salary and benefit negotiations been settled since budget adoption? Yes

If Yes, complete question 2.

If No, complete questions 3 and 4.

1b. Are any salary and benefit negotiations still unsettled? No

If Yes, complete questions 3 and 4.

Negotiations Settled Since Budget Adoption

2. Salary settlement:

	Current Year (2021-22)	1st Subsequent Year (2022-23)	2nd Subsequent Year (2023-24)
Is the cost of salary settlement included in the interim and multiyear projections (MYPs)?	Yes	Yes	Yes
Total cost of salary settlement	1,471,089	0	0
Change in salary schedule from prior year (may enter text, such as "Reopener")	3.6%	0.0%	0.0%

Negotiations Not Settled

3. Cost of a one percent increase in salary and statutory benefits

	Current Year (2021-22)	1st Subsequent Year (2022-23)	2nd Subsequent Year (2023-24)
4. Amount included for any tentative salary schedule increases			

Management/Supervisor/Confidential Health and Welfare (H&W) Benefits	Current Year (2021-22)	1st Subsequent Year (2022-23)	2nd Subsequent Year (2023-24)
1. Are costs of H&W benefit changes included in the interim and MYPs?			
2. Total cost of H&W benefits			
3. Percent of H&W cost paid by employer			
4. Percent projected change in H&W cost over prior year			

Management/Supervisor/Confidential Step and Column Adjustments	Current Year (2021-22)	1st Subsequent Year (2022-23)	2nd Subsequent Year (2023-24)
1. Are step & column adjustments included in the interim and MYPs?			
2. Cost of step & column adjustments			
3. Percent change in step and column over prior year			

Management/Supervisor/Confidential Other Benefits (mileage, bonuses, etc.)	Current Year (2021-22)	1st Subsequent Year (2022-23)	2nd Subsequent Year (2023-24)
1. Are costs of other benefits included in the interim and MYPs?			
2. Total cost of other benefits			
3. Percent change in cost of other benefits over prior year			

S9. Status of Other Funds

Analyze the status of other funds that may have negative fund balances at the end of the current fiscal year. If any other fund has a projected negative fund balance, prepare an interim report and multiyear projection for that fund. Explain plans for how and when the negative fund balance will be addressed.

S9A. Identification of Other Funds with Negative Ending Fund Balances

DATA ENTRY: Click the appropriate button in Item 1. If Yes, enter data in Item 2 and provide the reports referenced in Item 1.

1. Are any funds other than the general fund projected to have a negative fund balance at the end of the current fiscal year? No

   If Yes, prepare and submit to the reviewing agency a report of revenues, expenditures, and changes in fund balance (e.g., an interim fund report) and a multiyear projection report for each fund.

2. If Yes, identify each fund, by name and number, that is projected to have a negative ending fund balance for the current fiscal year. Provide reasons for the negative balance(s) and explain the plan for how and when the problem(s) will be corrected.

ADDITIONAL FISCAL INDICATORS

The following fiscal indicators are designed to provide additional data for reviewing agencies. A "Yes" answer to any single indicator does not necessarily suggest a cause for concern, but may alert the reviewing agency to the need for additional review.

DATA ENTRY: Click the appropriate Yes or No button for items A2 through A9; Item A1 is automatically completed based on data from Criterion 9.

A1.	Do cash flow projections show that the district will end the current fiscal year with a negative cash balance in the general fund? (Data from Criterion 9B-1, Cash Balance, are used to determine Yes or No)	No
A2.	Is the system of personnel position control independent from the payroll system?	No
A3.	Is enrollment decreasing in both the prior and current fiscal years?	Yes
A4.	Are new charter schools operating in district boundaries that impact the district's enrollment, either in the prior or current fiscal year?	No
A5.	Has the district entered into a bargaining agreement where any of the current or subsequent fiscal years of the agreement would result in salary increases that are expected to exceed the projected state funded cost-of-living adjustment?	No
A6.	Does the district provide uncapped (100% employer paid) health benefits for current or retired employees?	Yes
A7.	Is the district's financial system independent of the county office system?	Yes
A8.	Does the district have any reports that indicate fiscal distress pursuant to Education Code Section 42127.6(a)? (If Yes, provide copies to the county office of education.)	No
A9.	Have there been personnel changes in the superintendent or chief business official positions within the last 12 months?	Yes

When providing comments for additional fiscal indicators, please include the item number applicable to each comment.

Comments:
(optional)

End of School District First Interim Criteria and Standards Review

Object Code	Description	Special Education, Unspecified (Goal 5001)	Regionalized Services (Goal 5050)	Regionalized Program Specialist (Goal 5060)	Special Education, Infants (Goal 5710)	Special Education, Preschool Students (Goal 5730)	Spec. Education, Ages 5-22 (Goal 5760)	Adjustments*	Total
	UNDUPLICATED PUPIL COUNT								6,377
TOTAL PROJECTED EXPENDITURES (Funds 01, 09, & 62; resources 0000-9999)									
1000-1999	Certificated Salaries	34,137.00	0.00	0.00	132,186.00	1,486,747.00	31,040,663.00		32,693,733.00
2000-2999	Classified Salaries	4,870,264.00	0.00	0.00	0.00	816,615.00	16,616,831.00		22,303,710.00
3000-3999	Employee Benefits	3,457,285.00	0.00	0.00	46,384.00	1,487,572.00	28,112,318.00		33,103,559.00
4000-4999	Books and Supplies	1,068,282.00	0.00	0.00	41,608.00	14,437.00	1,808,355.00		2,932,682.00
5000-5999	Services and Other Operating Expenditures	1,123,470.00	0.00	0.00	58,578.00	0.00	7,992,033.00		9,174,081.00
6000-6999	Capital Outlay (except Object 6600 & Object 6910)	5,392,768.00	0.00	0.00	0.00	0.00	73,000.00		5,465,768.00
7130	State Special Schools	0.00	0.00	0.00	0.00	0.00	0.00		0.00
7430-7439	Debt Service	299,992.00	0.00	0.00	0.00	0.00	0.00		299,992.00
	Total Direct Costs	16,246,198.00	0.00	0.00	278,756.00	3,805,371.00	85,643,200.00	0.00	105,973,525.00
7310	Transfers of Indirect Costs	1,295.00	0.00	0.00	6,067.00	15,938.00	2,934,984.00		2,958,284.00
7350	Transfers of Indirect Costs - Interfund	0.00	0.00	0.00	0.00	0.00	6,604.00		6,604.00
	Total Indirect Costs	1,295.00	0.00	0.00	6,067.00	15,938.00	2,941,588.00	0.00	2,964,888.00
	TOTAL COSTS	16,247,493.00	0.00	0.00	284,823.00	3,821,309.00	88,584,788.00	0.00	108,938,413.00
STATE AND LOCAL PROJECTED EXPENDITURES (Funds 01, 09, & 62; resources 0000-2999, 3385, & 6000-9999)									
1000-1999	Certificated Salaries	28,934.00	0.00	0.00	128,304.00	1,381,433.00	30,138,612.00		31,677,283.00
2000-2999	Classified Salaries	4,748,361.00	0.00	0.00	0.00	288,577.00	11,619,456.00		16,656,394.00
3000-3999	Employee Benefits	3,435,031.00	0.00	0.00	45,816.00	1,005,035.00	23,734,460.00		28,220,342.00
4000-4999	Books and Supplies	1,040,520.00	0.00	0.00	41,608.00	7,030.00	1,206,913.00		2,296,071.00
5000-5999	Services and Other Operating Expenditures	1,122,225.00	0.00	0.00	58,578.00	0.00	7,438,965.00		8,619,768.00
6000-6999	Capital Outlay (except Object 6600 & Object 6910)	4,359,600.00	0.00	0.00	0.00	0.00	0.00		4,359,600.00
7130	State Special Schools	0.00	0.00	0.00	0.00	0.00	0.00		0.00
7430-7439	Debt Service	299,992.00	0.00	0.00	0.00	0.00	0.00		299,992.00
	Total Direct Costs	15,034,663.00	0.00	0.00	274,306.00	2,682,075.00	74,138,406.00	0.00	92,129,450.00
7310	Transfers of Indirect Costs	0.00	0.00	0.00	6,067.00	0.00	2,578,641.00		2,584,708.00
7350	Transfers of Indirect Costs - Interfund	0.00	0.00	0.00	0.00	0.00	6,604.00		6,604.00
	Total Indirect Costs	0.00	0.00	0.00	6,067.00	0.00	2,585,245.00	0.00	2,591,312.00
	TOTAL BEFORE OBJECT 8980	15,034,663.00	0.00	0.00	280,373.00	2,682,075.00	76,723,651.00	0.00	94,720,762.00
8980	Contributions from Unrestricted Revenues to Federal Resources (Resources 3310-3400, except 3385, all goals; resources 3000-3178 & 3410-5810, goals 5000-5999)								0.00
	TOTAL COSTS								94,720,762.00

Object Code	Description	Special Education, Unspecified (Goal 5001)	Regionalized Services (Goal 5050)	Regionalized Program Specialist (Goal 5060)	Special Education, Infants (Goal 5710)	Special Education, Preschool Students (Goal 5730)	Spec. Education, Ages 5-22 (Goal 5760)	Adjustments*	Total
LOCAL PROJECTED EXPENDITURES (Funds 01, 09, & 62; resources 0000-1999 & 8000-9999)									
1000-1999	Certificated Salaries	0.00	0.00	0.00	0.00	0.00	6,312.00		6,312.00
2000-2999	Classified Salaries	4,744,288.00	0.00	0.00	0.00	0.00	0.00		4,744,288.00
3000-3999	Employee Benefits	3,424,314.00	0.00	0.00	0.00	0.00	1,740.00		3,426,054.00
4000-4999	Books and Supplies	1,040,520.00	0.00	0.00	0.00	991.00	389,592.00		1,431,103.00
5000-5999	Services and Other Operating Expenditures	1,120,205.00	0.00	0.00	0.00	0.00	(203,946.00)		916,259.00
6000-6999	Capital Outlay (except Object 6600 & Object 6910)	4,359,600.00	0.00	0.00	0.00	0.00	0.00		4,359,600.00
7130	State Special Schools	0.00	0.00	0.00	0.00	0.00	0.00		0.00
7430-7439	Debt Service	299,992.00	0.00	0.00	0.00	0.00	0.00		299,992.00
	Total Direct Costs	14,988,919.00	0.00	0.00	0.00	991.00	193,698.00	0.00	15,183,608.00
7310	Transfers of Indirect Costs	0.00	0.00	0.00	0.00	0.00	0.00		0.00
7350	Transfers of Indirect Costs - Interfund	0.00	0.00	0.00	0.00	0.00	0.00		0.00
	Total Indirect Costs	0.00	0.00	0.00	0.00	0.00	0.00	0.00	0.00
	TOTAL BEFORE OBJECT 8980	14,988,919.00	0.00	0.00	0.00	991.00	193,698.00	0.00	15,183,608.00
8980	Contributions from Unrestricted Revenues to Federal Resources (From State and Local Projected Expenditures section)								0.00
8980	Contributions from Unrestricted Revenues to State Resources (Resources 3385, 6500-6540, & 7240, all goals; resources 2000-2999 & 6010-7810, except 6500-6540, & 7240, goals 5000-5999)								36,817,910.00
	TOTAL COSTS								52,001,518.00

* Attach an additional sheet with explanations of any amounts in the Adjustments column.

Object Code	Description	Special Education, Unspecified (Goal 5001)	Regionalized Services (Goal 5050)	Regionalized Program Specialist (Goal 5060)	Special Education, Infants (Goal 5710)	Special Education, Preschool Students (Goal 5730)	Spec. Education, Ages 5-22 (Goal 5760)	Adjustments*	Total
	UNDUPLICATED PUPIL COUNT								6,440
TOTAL ACTUAL EXPENDITURES (Funds 01, 09, & 62; resources 0000-9999)									
1000-1999	Certificated Salaries	38,752.62	0.00	0.00	151,664.49	1,573,045.01	29,773,734.04		31,537,196.16
2000-2999	Classified Salaries	4,543,985.83	0.00	0.00	0.00	1,007,961.76	13,466,905.38		19,018,852.97
3000-3999	Employee Benefits	2,957,614.61	0.00	0.00	57,800.07	1,806,436.36	24,659,169.00		29,481,020.04
4000-4999	Books and Supplies	389,204.16	0.00	0.00	325.41	5,602.12	516,961.02		912,092.71
5000-5999	Services and Other Operating Expenditures	792,400.55	0.00	0.00	97,089.00	68.00	4,936,366.74		5,825,924.29
6000-6999	Capital Outlay	17,760.88	0.00	0.00	0.00	0.00	146,000.00		163,760.88
7130	State Special Schools	0.00	0.00	0.00	0.00	0.00	112,755.00		112,755.00
7430-7439	Debt Service	299,823.29	0.00	0.00	0.00	0.00	0.00		299,823.29
	Total Direct Costs	9,039,541.94	0.00	0.00	306,878.97	4,393,113.25	73,611,891.18	0.00	87,351,425.34
7310	Transfers of Indirect Costs	386,619.12	0.00	0.00	7,018.00	17,640.35	3,083,474.42		3,494,751.89
7350	Transfers of Indirect Costs - Interfund	0.00	0.00	0.00	0.00	0.00	7,842.80		7,842.80
PCRA	Program Cost Report Allocations (non-add)	3,263,436.50							3,263,436.50
	Total Indirect Costs	386,619.12	0.00	0.00	7,018.00	17,640.35	3,091,317.22	0.00	3,502,594.69
	TOTAL COSTS	9,426,161.06	0.00	0.00	313,896.97	4,410,753.60	76,703,208.40	0.00	90,854,020.03
FEDERAL ACTUAL EXPENDITURES (Funds 01, 09, and 62; resources 3000-5999, except 3385)									
1000-1999	Certificated Salaries	306.51	0.00	0.00	1,160.01	79,179.01	610,437.69		691,083.22
2000-2999	Classified Salaries	44,397.71	0.00	0.00	0.00	615,569.62	4,053,789.83		4,713,757.16
3000-3999	Employee Benefits	11,228.91	0.00	0.00	175.87	600,150.26	3,432,535.71		4,044,090.75
4000-4999	Books and Supplies	11,070.21	0.00	0.00	0.00	2,504.29	101,170.98		114,745.48
5000-5999	Services and Other Operating Expenditures	4,915.75	0.00	0.00	0.00	68.00	(977,569.39)		(972,585.64)
6000-6999	Capital Outlay	0.00	0.00	0.00	0.00	0.00	146,000.00		146,000.00
7130	State Special Schools	0.00	0.00	0.00	0.00	0.00	0.00		0.00
7430-7439	Debt Service	0.00	0.00	0.00	0.00	0.00	0.00		0.00
	Total Direct Costs	71,919.09	0.00	0.00	1,335.88	1,297,471.18	7,366,364.82	0.00	8,737,090.97
7310	Transfers of Indirect Costs	723.04	0.00	0.00	0.00	17,640.35	355,061.28		373,424.67
7350	Transfers of Indirect Costs - Interfund	0.00	0.00	0.00	0.00	0.00	0.00		0.00
	Total Indirect Costs	723.04	0.00	0.00	0.00	17,640.35	355,061.28	0.00	373,424.67
	TOTAL BEFORE OBJECT 8980	72,642.13	0.00	0.00	1,335.88	1,315,111.53	7,721,426.10	0.00	9,110,515.64
8980	Less: Contributions from Unrestricted Revenues to Federal Resources (Resources 3310-3400, except 3385, all goals; resources 3000-3178 & 3410-5810, goals 5000-5999)								0.00
	TOTAL COSTS								9,110,515.64

Object Code	Description	Special Education, Unspecified (Goal 5001)	Regionalized Services (Goal 5050)	Regionalized Program Specialist (Goal 5060)	Special Education, Infants (Goal 5710)	Special Education, Preschool Students (Goal 5730)	Spec. Education, Ages 5-22 (Goal 5760)	Adjustments*	Total
STATE AND LOCAL ACTUAL EXPENDITURES (Funds 01, 09, & 62; resources 0000-2999, 3385, & 6000-9999)									
1000-1999	Certificated Salaries	38,446.11	0.00	0.00	150,504.48	1,493,866.00	29,163,296.35		30,846,112.94
2000-2999	Classified Salaries	4,499,588.12	0.00	0.00	0.00	392,392.14	9,413,115.55		14,305,095.81
3000-3999	Employee Benefits	2,946,385.70	0.00	0.00	57,624.20	1,206,286.10	21,226,633.29		25,436,929.29
4000-4999	Books and Supplies	378,133.95	0.00	0.00	325.41	3,097.83	415,790.04		797,347.23
5000-5999	Services and Other Operating Expenditures	787,484.80	0.00	0.00	97,089.00	0.00	5,913,936.13		6,798,509.93
6000-6999	Capital Outlay	17,760.88	0.00	0.00	0.00	0.00	0.00		17,760.88
7130	State Special Schools	0.00	0.00	0.00	0.00	0.00	112,755.00		112,755.00
7430-7439	Debt Service	299,823.29	0.00	0.00	0.00	0.00	0.00		299,823.29
	Total Direct Costs	8,967,622.85	0.00	0.00	305,543.09	3,095,642.07	66,245,526.36	0.00	78,614,334.37
7310	Transfers of Indirect Costs	385,896.08	0.00	0.00	7,018.00	0.00	2,728,413.14		3,121,327.22
7350	Transfers of Indirect Costs - Interfund	0.00	0.00	0.00	0.00	0.00	7,842.80		7,842.80
PCRA	Program Cost Report Allocations (non-add)	3,263,436.50							3,263,436.50
	Total Indirect Costs	385,896.08	0.00	0.00	7,018.00	0.00	2,736,255.94	0.00	3,129,170.02
	TOTAL BEFORE OBJECT 8980	9,353,518.93	0.00	0.00	312,561.09	3,095,642.07	68,981,782.30	0.00	81,743,504.39
8980	Contributions from Unrestricted Revenues to Federal Resources (From Federal Actual Expenditures section)								0.00
	TOTAL COSTS								81,743,504.39
LOCAL ACTUAL EXPENDITURES (Funds 01, 09, & 62; resources 0000-1999 & 8000-9999)									
1000-1999	Certificated Salaries	0.00	0.00	0.00	0.00	0.00	5,791.57		5,791.57
2000-2999	Classified Salaries	4,497,999.54	0.00	0.00	0.00	1,988.01	3,277.38		4,503,264.93
3000-3999	Employee Benefits	2,933,436.42	0.00	0.00	0.00	300.21	2,501.81		2,936,238.44
4000-4999	Books and Supplies	378,133.95	0.00	0.00	0.00	229.27	35,249.50		413,612.72
5000-5999	Services and Other Operating Expenditures	785,464.80	0.00	0.00	0.00	0.00	1,200,990.47		1,986,455.27
6000-6999	Capital Outlay	17,760.88	0.00	0.00	0.00	0.00	0.00		17,760.88
7130	State Special Schools	0.00	0.00	0.00	0.00	0.00	0.00		0.00
7430-7439	Debt Service	299,823.29	0.00	0.00	0.00	0.00	0.00		299,823.29
	Total Direct Costs	8,912,618.88	0.00	0.00	0.00	2,517.49	1,247,810.73	0.00	10,162,947.10
7310	Transfers of Indirect Costs	385,896.08	0.00	0.00	0.00	0.00	0.00		385,896.08
7350	Transfers of Indirect Costs - Interfund	0.00	0.00	0.00	0.00	0.00	0.00		0.00
	Total Indirect Costs	385,896.08	0.00	0.00	0.00	0.00	0.00	0.00	385,896.08
	TOTAL BEFORE OBJECT 8980	9,298,514.96	0.00	0.00	0.00	2,517.49	1,247,810.73	0.00	10,548,843.18
8980	Contributions from Unrestricted Revenues to Federal Resources (From Federal Actual Expenditures section)								0.00
8980	Contributions from Unrestricted Revenues to State Resources (Resources 3385, 6500, 6510, & 7240, all goals; resources 2000-2999 & 6010-7810, except 6500, 6510, & 7240, goals 5000-5999)								32,127,294.23
	TOTAL COSTS								42,676,137.41

* Attach an additional sheet with explanations of any amounts in the Adjustments column.

SELPA: San Juan Unified (CN)

This form is used to check maintenance of effort (MOE) for an LEA, whether the LEA is a member of a SELPA or is a single-LEA SELPA.

Per the federal Subsequent Years Rule, in order to determine the required level of effort, the LEA must look back to the last fiscal year in which the LEA maintained effort using the same method by which it is currently establishing the compliance standard. To meet the requirement of the Subsequent Years Rule, the LMC-I worksheet has been revised to make changes to sections 3.A.1, 3.A.2, 3.B.1, and 3.B.2. The revised sections allow the LEA to compare the 2021-22 projected expenditures to the most recent fiscal year the LEA met MOE using that method, which is the comparison year.

There are four methods that the LEA can use to demonstrate the compliance standard. They are (1) combined state and local expenditures; (2) combined state and local expenditures on a per capita basis; (3) local expenditures only; and (4) local expenditures only on a per capita basis.

The LEA is only required to pass one of the tests to meet the MOE requirement. However, the LEA is required to show results for all four methods.

SECTION 1 Exempt Reduction Under 34 CFR Section 300.204

If your LEA determines that a reduction in expenditures occurred as a result of one or more of the following conditions, you may calculate a reduction to the required MOE standard. Reductions may apply to combined state and local MOE standard, local only MOE standard, or both.

1. Voluntary departure, by retirement or otherwise, or departure for just cause, of special education or related services personnel.

2. A decrease in the enrollment of children with disabilities.

3. The termination of the obligation of the agency to provide a program of special education to a particular child with a disability that is an exceptionally costly program, as determined by the SEA, because the child:

   a. Has left the jurisdiction of the agency;
   b. Has reached the age at which the obligation of the agency to provide free appropriate public education (FAPE) to the child has terminated; or
   c. No longer needs the program of special education.

4. The termination of costly expenditures for long-term purchases, such as the acquisition of equipment or the construction of school facilities.

5. The assumption of cost by the high cost fund operated by the SEA under 34 CFR Sec. 300.704(c).

Provide the condition number, if any, to be used in the calculation below:	State and Local	Local Only
Total exempt reductions	0.00	0.00

SELPA: San Juan Unified (CN)

SECTION 2 **Reduction to MOE Requirement Under IDEA, Section 613 (a)(2)(C) (34 CFR Sec. 300.205)**

IMPORTANT NOTE: Only LEAs that have a "meets requirement" compliance determination and that are not found significantly disproportionate for the current year are eligible to use this option to reduce their MOE requirement.

Up to 50% of the increase in IDEA Part B Section 611 funding in current year compared with prior year may be used to reduce the required level of state and local expenditures. This option is available only if the LEA used or will use the freed up funds for activities authorized under the Elementary and Secondary Education Act (ESEA) of 1965. Also, the amount of Part B funds used for early intervening services (34 CFR 300.226(a)) will count toward the maximum amount by which the LEA may reduce its MOE requirement under this exception [P.L. 108-446].

		State and Local	Local Only
Current year funding (IDEA Section 611 Local Assistance Grant Award - Resource 3310			
Less: Prior year's funding (IDEA Section 611 Local Assistance Grant Award - Resource 3310)			
Increase in funding (if difference is positive)	0.00		
Maximum available for MOE reduction (50% of increase in funding)	0.00 (a)		
Current year funding (IDEA Section 619 - Resource 3315)			
Maximum available for early intervening services (EIS) (15% of current year funding - Resources 3310 and 3315)	0.00 (b)		

If (b) is greater than (a).

Enter portion to set aside for EIS (cannot exceed line (b), Maximum available for EIS)	(c)		
Available for MOE reduction. (line (a) minus line (c), zero if negative)	0.00 (d)		
Enter portion used to reduce MOE requirement (cannot exceed line (d), Available for MOE reduction).			

If (b) is less than (a).

Enter portion used to reduce MOE requirement (first column cannot exceed line (a), Maximum available for MOE reduction, second and third columns cannot exceed (e), Portion used to reduce MOE requirement).	(e)		
Available to set aside for EIS (line (b) minus line (e), zero if negative)	0.00 (f)		

Note: If your LEA exercises the authority under 34 CFR 300.205(a) to reduce the MOE requirement, the LEA must list the activities (which are authorized under the ESEA) paid with the freed up funds:

SELPA: San Juan Unified (CN)

SECTION 3

	Column A Projected Exps. (LP-I Worksheet) FY 2021-22	Column B Actual Expenditures Comparison Year 2020-21	Column C Difference (A - B)
A. COMBINED STATE AND LOCAL EXPENDITURES METHOD			
1. Under "Comparison Year," enter the most recent year in which MOE compliance was met using the actual vs. actual method based on state and local expenditures.			
a. Total special education expenditures	108,938,413.00		
b. Less: Expenditures paid from federal sources	14,217,651.00		
c. Expenditures paid from state and local sources	94,720,762.00	85,006,940.89	
Add/Less: Adjustments and/or PCRA required for MOE calculation		0.00	
Comparison year's expenditures, adjusted for MOE calculation		85,006,940.89	
Less: Exempt reduction(s) from SECTION 1		0.00	
Less: 50% reduction from SECTION 2		0.00	
Net expenditures paid from state and local sources	94,720,762.00	85,006,940.89	9,713,821.11

If the difference in Column C for the Section 3.A.1 is positive or zero, the MOE eligibility requirement is met based on the combination of state and local expenditures.

	Projected Exps. FY 2021-22	Comparison Year 2018-19	Difference
2. Under "Comparison Year," enter the most recent year in which MOE compliance was met using the actual vs. actual method based on the per capita local expenditures.			
a. Total special education expenditures	108,938,413.00		
b. Less: Expenditures paid from federal sources	14,217,651.00		
c. Expenditures paid from state and local sources	94,720,762.00	90,107,111.63	
Add/Less: Adjustments and/or PCRA required for MOE calculation		0.00	
Comparison year's expenditures, adjusted for MOE calculation		90,107,111.63	
Less: Exempt reduction(s) from SECTION 1		0.00	
Less: 50% reduction from SECTION 2		0.00	
Net expenditures paid from state and local sources	94,720,762.00	90,107,111.63	
d. Special education unduplicated pupil count	6,377.00	6,324.00	
e. Per capita state and local expenditures (A2c/A2d)	14,853.50	14,248.44	605.06

If the difference in Column C for the Section 3.A.2 is positive or zero, the MOE eligibility requirement is met based on the per capita state and local expenditures.

SELPA: San Juan Unified (CN)

B. LOCAL EXPENDITURES ONLY METHOD

	Projected Exps. FY 2021-22	Comparison Year 2019-20	Difference
1. Under "Comparison Year," enter the most recent year in which MOE compliance was met using the actual vs. actual method based on local expenditures only.			
a. Expenditures paid from local sources	52,001,518.00	49,755,466.89	
Add/Less: Adjustments required for MOE calculation		0.00	
Comparison year's expenditures, adjusted for MOE calculation		49,755,466.89	
Less: Exempt reduction(s) from SECTION 1		0.00	
Less: 50% reduction from SECTION 2		0.00	
Net expenditures paid from local sources	52,001,518.00	49,755,466.89	2,246,051.11

If the difference in Column C for the Section 3.B.1 is positive or zero, the MOE eligibility requirement is met based on the local expenditures.

	Projected Exps. FY 2021-22	Comparison Year 2019-20	Difference
2. Under "Comparison Year," enter the most recent year in which MOE compliance was met using the actual vs.actual method based on the per capita local expenditures only.			
a. Expenditures paid from local sources	52,001,518.00	49,755,466.89	
Add/Less: Adjustments required for MOE calculation		0.00	
Comparison year's expenditures, adjusted for MOE calculation		49,755,466.89	
Less: Exempt reduction(s) from SECTION 1		0.00	
Less: 50% reduction from SECTION 2		0.00	
Net expenditures paid from local sources	52,001,518.00	49,755,466.89	
b. Special education unduplicated pupil count	6,377	6,420	
c. Per capita local expenditures (B2a/B2b)	8,154.54	7,750.07	404.47

If the difference in Column C for the Section 3.B.2 is positive or zero, the MOE eligibility requirement is met based on the per capita local expenditures only.

Dina Geiss
Contact Name

916-971-7266
Telephone Number

Coordinator
Title

dgeiss@sanjuan,edu
Email Address

San Juan Unified School District

2021-22 1ST INTERIM BUDGET REPORT

Presented to the Board of Education
December 14, 2021

1

CORE COMMITMENTS

- Prioritize resources to close achievement gaps, improve teaching and learning, recruit and retain high quality employees and help all students reach their potential.
- Provide sound fiscal stewardship of community resources.
- Build trust by sharing useful, transparent fiscal information.
- Adopt a budget that consistently balances on-going revenues and expenditures to avoid a structural deficit.
- Preserve an ending fund balance that ensures integrity and stability of the district.

2

2021-22 1st Interim Budget Report

ADOPTED BUDGET

- The budget adopted by the Board to satisfy the statutory requirement that a budget be in place prior to the start of the fiscal year on July 1.

FIRST INTERIM REPORT

- This document presents a view of the budget based on the fiscal condition of the district on October 31.

SECOND INTERIM REPORT

- This document presents a view of the budget based on the fiscal condition of the district on January 31.

General Fund – Unrestricted Revenues

Unrestricted	45 Day Budget Projections	1st Interim Projections
LCFF	$380,513,416	$383,706,739
Federal Revenue	0	0
State Revenue	9,762,408	9,376,663
Local Revenue	2,938,794	3,431,374
Total Revenue	**$393,214,618**	**$396,514,776**

▲ The increase in LCFF Revenues of $3,193,323 is due to a shift in ADA from a lower funded grade span amount to a higher funded grade span amount and a projected increase in our Unduplicated Pupil Percentage of .38%

General Fund – Restricted Revenues

Restricted	45 Day Budget Projections	1st Interim Projections
LCFF	$2,152,202	$2,061,615
Federal Revenue	156,224,428	112,750,169
State Revenue	66,959,165	75,790,027
Local Revenue	3,145,949	5,092,683
Total Revenue	**$228,481,744**	**$195,694,494**

- The change in Federal Revenue of approximately $43.4M is a result of the net effect of stimulus funds that were budgeted in their entirety being removed from current year budget and added to FY 2022-23 budget and a reduction in Title I revenues
- An increase of approximately $8.8M in state revenues is a result of projected increased in multiple state programs; the largest increases of $3.1M and $1.1M attributable to the In Person Learning and Extended Learning Opportunity programs, respectively

5

San Juan Unified School District

General Fund Summary - Revenues



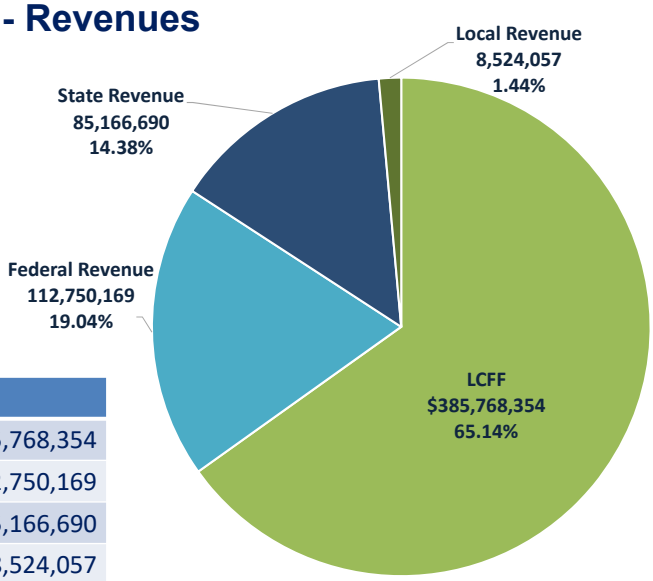

Revenues	
LCFF	$385,768,354
Federal Revenue	112,750,169
State Revenue	85,166,690
Local Revenue	8,524,057
Total Revenue	**$592,209,270**

6

San Juan Unified School District

General Fund – Unrestricted Expenditures

Unrestricted	45 Day Budget Projections	1st Interim Projections
Certificated Salaries	$168,507,215	$164,671,559
Classified Salaries	43,913,440	41,985,017
Benefits	96,644,164	92,800,894
Supplies, Services & Operating	29,106,156	32,750,138
Capital Outlay	4,489,060	4,489,060
Other Outgoing/Transfer of Indirect	(7,564,406)	(7,394,160)
Total Expenditures	**$335,095,630**	**$329,302,508**

- The decrease in Salary and Benefit projections is a result of reducing the amount budgeted for current year open/unfilled positions
- The increase in the Supplies, Services & Operating expenses is the result of budgeting of carryover funds

7

General Fund – Restricted Expenditures

Restricted	45 Day Budget Projections	1st Interim Projections
Certificated Salaries	$72,351,550	$67,108,632
Classified Salaries	44,288,170	41,672,543
Benefits	74,257,984	69,035,099
Supplies, Services & Operating	141,326,586	72,556,808
Capital Outlay	1,310,278	6,310,278
Other Outgoing/Transfer of Indirect	7,232,787	7,062,541
Total Expenditures	**$340,767,356**	**$263,745,901**

- The decrease in Salary and Benefit projections is a result of reducing the amount budgeted for current year open/unfilled positions
- The decrease in the Supplies, Services & Operating expenses is the result of the removal of stimulus funds from current year budget for the multi-year plan as mentioned on the restricted revenue slide
- Capital outlay increased as a result of budget being added for planned expenditures related to outdoor learning spaces that were identified in our ELO and ESSER plans

8

General Fund Summary - Expenditures



Expenditures	
Certificated Salaries	$231,780,191
Classified Salaries	83,657,560
Benefits	161,835,993
Supplies, Services & Operating	105,306,946
Capital Outlay	10,799,338
Other Outgoing/Transfer of Indirect	(331,619)
Total Expenditures	**$593,048,409**

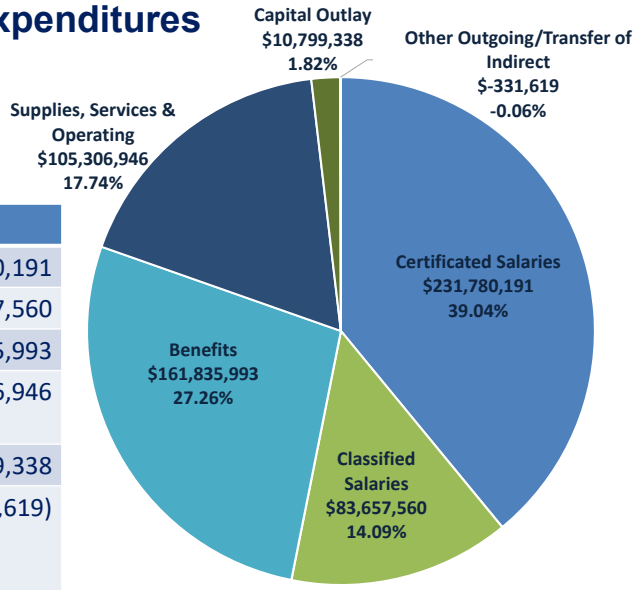

9

General Fund Summary - Combined

Unrestricted/Restricted	45 Day Revision	1st Interim Projections
Total Revenues	**$621,696,362**	**$592,209,270**
Total Expenditures & Other Financing Sources/Uses	**687,560,507**	**600,100,537**
Increase/(Decrease) Fund Balance	(65,864,145)	(7,891,267)
Beginning Fund Balance	112,692,086	112,692,086
Ending Fund Balance (EFB)	**$46,827,941**	**$104,800,819**
Components of EFB		
Restricted	$19,893,934	$24,133,725
Assigned	0	28,646,996
Reserve for Economic Uncertainty (REU) 3%	20,275,890	17,810,359
Unassigned Fund Balance	$6,658,117	$34,192,215
Total Fund Balance vs. Expenditures	**6.93%**	**17.67%**

10

General Fund Summary with Supplemental Breakout

General Fund	Beginning Balance	Revenues	Expenses	Other Financing	Surplus/ (Deficit)	Ending Balance
Supplemental	$3,710,878	$36,642,562	$36,398,088	$8,355	$252,829	$3,963,707
Base/Other	66,324,703	359,872,214	292,904,420	(56,319,456)	10,648,338	76,973,041
Total Unrestricted	70,035,581	396,514,776	329,302,508	(56,311,101)	10,901,167	80,936,748
Total Restricted	42,656,505	195,694,494	263,745,901	49,258,973	(18,792,434)	23,864,071
Total	**$112,692,086**	**$592,209,270**	**$593,048,409**	**$(7,051,728)**	**$(7,891,267)**	**$104,800,819**



11

Other Funds

FUND	Beginning Balance	Revenues	Expenses	Other Financing	Surplus/ (Deficit)	Ending Balance
ASB	1,920,238	0	0	0	0	1,920,238
Charter School	1,496,173	3,033,536	3,337,640	-237,824	-541,928	954,245
SPED (SELPA)	0	5,434,089	5,434,089	0	0	0
Adult Education	2,288,487	3,863,211	3,763,735	-93,476	6,000	2,294,487
Child Development	4,285,227	26,507,143	29,045,802	0	-2,538,659	1,746,568
Cafeteria	2,809,092	19,590,720	18,891,452	2,992,017	3,691,285	6,500,377
Deferred Maintenance	1,631,481	7,000	2,000,000	2,000,000	7,000	1,638,481
Special Revenue	**14,430,698**	**58,435,699**	**62,472,718**	**4,660,717**	**623,698**	**15,054,396**
Building	159,137,972	2,206,385	90,270,596	5,969,863	-82,094,348	77,043,624
Capital Facilities	4,592,663	2,260,000	152,845	0	2,107,155	6,699,818
County School Facilities	2,353	5,567,449	0	(5,569,802)	(2,353)	(0)
Capital Projects	**163,732,988**	**10,033,834**	**90,423,441**	**400,061**	**(79,989,546)**	**83,743,442**
Self Insurance	**48,007,172**	**22,280,058**	**24,440,880**	**2,000,000**	**(160,822)**	**47,846,350**
TOTAL	**226,170,858**	**90,749,591**	**177,337,039**	**7,060,778**	**(79,526,670)**	**146,644,188**

12

Planning Factors

	2021-22	2022-23	2023-24
Funded ADA	37,509.55	34,461.48	34,461.48
COLA (DOF)	5.07%*	2.48%	3.11%
STRS Employer Rate	16.92%	19.10%	19.10%
PERS Employer Rate	22.91%	26.10%	27.10%
California CPI	3.96%	2.65%	2.36%
Lottery – Unrestricted per ADA	$163	$163	$163
Lottery – Restricted per ADA	$65	$65	$65
Mandate Block Grant – K-8 per ADA	$32.79	$33.60	$34.64
Mandate Block Grant – 9-12 per ADA	$63.17	$64.74	$66.75
Unemployment Insurance Rate	.50%	.50%	.20%

*Includes DOF COLA of 1.70% and additional super COLA totaling 5.07%

13

Multi-Year Projections (MYP)

Unrestricted/Restricted	2021-22	2022-23	2023-24
Total Revenues	**$592,209,207**	**513,629,302**	**489,710,736**
Total Expenditures	**600,101,537**	**539,800,394**	**503,496,318**
Increase/(Decrease) Fund Balance	(7,891,267)	(26,171,092)	(15,847,197)
Beginning Fund Balance	112,692,086	104,800,819	76,568,112
Ending Fund Balance (EFB)	**$104,800,819**	**76,568,112**	**60,720,915**
Components of EFB			
Restricted	$23,864,071	13,651,068	12,151,100
Reserve for Economic Uncertainty – 2%	11,860,968	10,796,008	10,069,926
Assigned Fund Balance	28,646,996	28,163,730	28,163,538
Unassigned Fund Balance	$40,159,130	26,019,921	14,459,564
Total Fund Balance vs. Expenditures	**17.67%**	**14.68%**	**12.98%**

14

Certification

Positive – the District will be able to meet its financial obligations for the current and subsequent two fiscal years

Qualified – the District may not be able to meet its financial obligations for the current and subsequent two fiscal years

Negative – the District will not meet its financial obligations in the current of following fiscal years

15

San Juan Unified School District

Summary & Next Steps

- Continue to monitor economics and be cautious in committing resources
- Review the details of future, potential stimulus funds
- Revise budget assumptions to align with most current information and enrollment trends
- Continue to build system-wide understanding, strategically align resources to goals, and identify cost-saving measures
- Attend the Governor's Budget Workshop January 18th after its release January 10th

16

San Juan Unified School District

Senate and Assembly Budget Priorities

Senate	Assembly
• Pay down debt and retirement liability • Expand oversight/accountability • Infrastructure investments • Close learning gaps • Protect local school budgets	• Transitional Kindergarten • Broadband • Funds for learning loss and mental health issues • School facilities • Attract new workers to education

17

San Juan Unified School District

Special Thanks to the Fiscal Department

Questions?

18

San Juan Unified School District

SAN JUAN UNIFIED SCHOOL DISTRICT
BOARD OF EDUCATION

AGENDA ITEM: J-5

MEETING DATE: 12/14/2021

SUBJECT: Resolution Affirming Pandemic Recovery Investments

For Discussion: ☐
For Action: ☒
Report: ☐
Workshop: ☐
Recognition: ☐
Emergency Action: ☐

DEPARTMENT: Administration

ACTION REQUESTED:
The superintendent is recommending that the board adopt Resolution No. 3091 affirming strategic investments to address the impacts of the COVID-19 pandemic in support of our students, families, staff and community.

RATIONALE/BACKGROUND:
The COVID-19 pandemic has created direct impacts on the lives and education of students, families, staff members and our community. This resolution affirms investments intended to accelerate the district's recovery, including supplemental instruction and support services; strategies for retaining and recruiting educators and staff that support continuity of learning for students; and operational infrastructure needs identified to improve efficiency and strengthen resources that support safe and continuous in-person learning.

ATTACHMENT(S):
A: Resolution No. 3091

PREVIOUS STAFF/BOARD ACTION:
Superintendent's Cabinet: 12/06/2021

FISCAL IMPACT:
Current Budget: $ N/A
Additional Budget: $48,500,000
Funding Source: Unrestricted Base
(Unrestricted Base, Supplemental, other restricted, etc.)
Current Year Only ☒ On-going ☐

LCAP/STRATEGIC PLAN:
Goal: N/A
Focus: N/A
Action: N/A
Strategic Plan: N/A

APPROVED BY: Kent Kern, Superintendent of Schools KK

SAN JUAN UNIFIED SCHOOL DISTRICT
Resolution No. 3091
AFFIRMING PANDEMIC RECOVERY INVESTMENTS

WHEREAS, the COVID-19 pandemic has created direct impacts on the lives and education of our students, families, staff and community; and

WHEREAS, the board recognizes the unique opportunity and need to make strategic investments to address the impacts of the COVID-19 pandemic in support of our students, families, staff and community; and

WHEREAS, the board recognizes the impact of increased supplemental instruction and support services deployed to schools throughout the district to address students' academic, social, emotional, and mental health needs, as well as the opportunity gaps that existed before, and were exacerbated by, the COVID-19 pandemic; and

WHEREAS, the board recognizes that schools and staff members throughout the district have experienced unprecedented levels of strain and disruption due to the ongoing and combined impacts of the COVID-19 pandemic and severe staffing shortages; and

WHEREAS, the board recognizes that the retention and recruitment of educators and staff is vital to providing stability in our schools, ensuring continuity of learning for students, and creating a path to recovery in the months and years ahead; and

WHEREAS, the board recognizes the importance of investing in operational infrastructure needs to improve efficiency and strengthen resources that support the safe and continuous provision of in-person learning for students; and

NOW THEREFORE BE IT RESOLVED, the Board of Education of the San Juan Unified School District hereby resolves to affirm the following investments intended to accelerate the district's recovery from the COVID-19 pandemic:

1. **Supplemental Instruction and Support Services**:
    a. The district has invested more than $240 million in state and federal COVID relief funds over a three-year period towards the implementation of strategies and actions to:
        i. Expand instructional learning time through the provision of before- and after-school programs and summer school programs.
        ii. Accelerate progress to close learning gaps through the implementation, expansion and enhancement of learning supports.
        iii. Expand and integrate social emotional health supports to address other barriers to learning.
        iv. Expand efforts to provide students with access to technology, high-speed internet, and other learning supports.
        v. Expand support for credit deficient students to complete graduation or grade promotion requirements and to increase or improve students' college eligibility.

vi. Provide professional development for school staff to engage students and families in addressing students' social emotional health and academic needs.
vii. Expand facility infrastructure to continuously and safely operate schools for in-person learning in a way that reduces or prevents the spread of the COVID-19 virus.

2. Retention bonus for existing district employees:

a. For all full-time staff (4 hours or more per day for purposes of this resolution) employed as of December 14, 2021, the district shall provide a one-time off-schedule payment of $3,000.
b. For all part-time staff (fewer than 4 hours per day) employed as of December 14, 2021, the district shall provide a one-time, off-schedule payment of $1,500.
c. This one-time, off-schedule payment will be paid no later than January 31, 2022.
d. This one-time, off-schedule payment will not increase an employee's base compensation for the 2021-2022 school year.

3. Recruitment bonus for employees newly hired to the district:

a. For all full-time staff (4 hours or more per day for purposes of this resolution) who are newly hired to the district on or after December 15, 2021 and provide service in the district between December 15, 2021 and June 30, 2022, the district shall provide a one-time, off-schedule payment of $3,000.
    i. The first half ($1,500) of this one-time, off-schedule payment will be paid no later than 30 days after the last day of the month the employee was hired.
    ii. The second half ($1,500) of this one-time, off-schedule payment will be paid no later than June 30, 2023.
        1. The second half of this bonus shall not be paid if the employee is separated from the district for any reason before the end of their 2022-2023 work year calendar.
b. For all part-time staff (fewer than 4 hours per day) who are newly hired to the district on or after December 15, 2021 and provide service in the district between December 15, 2021 and June 30, 2022, the district shall provide a one-time, off-schedule payment of $1,500
    i. The first half ($750) of this one-time, off-schedule payment will be paid no later than 30 days after the last day of the month the employee was hired.
    ii. The second half ($750) of this one-time, off-schedule payment will be paid no later than June 30, 2023.
        1. The second half of this bonus shall not be paid if the employee is separated from the district for any reason before the end of their 2022-23 work year calendar.
c. For all full-time staff (4 hours or more per day) who are newly hired to the district on or after December 15, 2021 and whose start date falls on or after July 1, 2022, the district shall provide a one-time, off-schedule payment of $1,500.
    i. The first half ($750) of this one-time, off-schedule payment will be paid no later than 30 days after the last day of the month the employee begins service to the district.
    ii. The second half ($750) of this one-time, off-schedule payment will be paid no later than June 30, 2023.

1. The second half of this bonus shall not be paid if the employee is separated from the district for any reason before the end of their 2022-2023 work year calendar.

d. Upon adoption of this resolution and through June 30, 2022, the terms of the recruitment bonus outlined herein will replace any other recruitment or signing bonuses in the district that existed prior to December 15, 2021.
e. This one-time, off-schedule payment will not increase an employee's base compensation for the 2021-2022 or 2022-2023 school years.

4. Operational Infrastructure Improvements:

a. The district has identified ongoing infrastructure needs that will be funded through commitments of fund balance and presented to the Board for adoption at a future date. These needs include:
   i. The implementation of a Financial Information System (FIS) to meet the demands and requirements that have grown since the implementation of the Local Control Funding Formula (LCFF) and the federal Every Student Succeeds Act (ESSA).
   ii. The implementation of a Student Information System (SIS) to streamline enrollment and student information into a platform that provides improved services to families and increased ability to make data-informed decisions around instruction and student outcomes.
   iii. A bus replacement plan to transition our aging fleet of buses that serve our special education population and provide affordable transportation for instructional and extracurricular events.
   iv. A technology replacement plan that will provide classrooms with devices to increase opportunities to deliver and incorporate digital lessons.
   v. A textbook replacement commitment to ensure that funds are available as curriculum needs are identified and adopted.

PASSED AND ADOPTED by the Board of Education of the San Juan Unified School District, at a meeting of the Board of Education held December 14, 2021, by the following vote:

AYES: _____
NOES: _____
ABSTAIN: _____
ABSENT: _____

I HEREBY CERTIFY that the foregoing resolution was duly and regularly introduced, passed and adopted by the members of the Board of Education of the San Juan Unified School District, at a public meeting of the board held on December 14, 2021.

_____

Clerk, Board of Education

SAN JUAN UNIFIED SCHOOL DISTRICT
BOARD OF EDUCATION

AGENDA ITEM: J-6

MEETING DATE: 12/14/2021

SUBJECT: Minimum Wage Increase – CSEA and Teamsters Salary Schedules

CHECK ONE:
For Discussion: ☐
For Action: ☒
Report: ☐
Workshop: ☐
Recognition: ☐
Emergency Action: ☐

DEPARTMENT: Human Resources

ACTION REQUESTED:
The superintendent requests the board approve salary changes to reflect the January 1, 2022 minimum wage increase to $15.00 per hour for the CSEA and Teamsters specific ranges identified on the attached spreadsheet.

RATIONALE/BACKGROUND:
On April 4, 2016, Governor Brown signed Senate Bill 3 which increases California's minimum wage each year until it reaches $15.00 per hour in 2022. At this time, we are requesting approval to raise the pay rates for these designated positions to the January 2022 rate.

PREVIOUS STAFF/BOARD ACTION:
Superintendent's Cabinet: 12/06/2021

FISCAL IMPACT:
Current Budget: N/A
Additional Budget: N/A
Funding Source: N/A
Current Year Only ☐ On-going X

LCAP/STRATEGIC PLAN:
Goal: N/A Focus: N/A
Action: N/A
Strategic Plan: N/A

PREPARED BY: Paul Oropallo, Assistant Superintendent, Human Resources

APPROVED BY: Kent Kern, Superintendent of Schools

CSEA General Unit

Range	Step 1	Step 2	Step 3	Step 4	Step 5
10	15.00	15.00	15.00	15.00	15.00
11	15.00	15.00	15.00	15.00	
12	15.00	15.00	15.00	15.00	
13	15.00	15.00	15.00		
14	15.00	15.00	15.00		
15	15.00	15.00			
15B	15.00	15.00			
16	15.00	15.00			
17	15.00				
18	15.00				

CSEA Operations Unit

Range	Step 1	Step 2	Step 3	Step 4	Step 5
10	15.00	15.00	15.00	15.00	15.00
11	15.00	15.00	15.00	15.00	
12	15.00	15.00	15.00	15.00	
13	15.00	15.00	15.00		
14	15.00	15.00	15.00		
15	15.00	15.00			
15B	15.00	15.00			
16	15.00	15.00			
17	15.00				
18	15.00				

Teamsters

Range	Step 1	Step 2	Step 3
13	15.00	15.00	15.00
14	15.00	15.00	
15	15.00		
16	15.00		
17	15.00		

These range/step amounts all increase to $15.00/hour effective January 1, 2022

SAN JUAN UNIFIED SCHOOL DISTRICT
BOARD OF EDUCATION

AGENDA ITEM: J-7

MEETING DATE: 12/14/2021

SUBJECT: Minimum Wage Increase and Administrator Substitute Rate Increase– Short Term, Temporary Salary Schedule

CHECK ONE:
For Discussion ☐
For Action: ☒
Report: ☐
Workshop: ☐
Recognition: ☐
Emergency Action: ☐

DEPARTMENT: Human Resources

ACTION REQUESTED:
The superintendent requests the board approve the salary changes to reflect the January 1, 2022 minimum wage increase to $15.00 per hour for the following classifications:

Job Classification	From	To (January 1, 2022)
Administrator (full day, substitute administrator; retirees and nonemployee only)	$350-450/day	$400-550/day
Counselor Intern I	$14.00	$15.00
Instructor	$14.00	$15.00
Project Parent Liaison	$14.00	$15.00
School Psychology Intern I	$14.00	$15.00
Special Events Leader I	$14.00	$15.00
Student	$14.00	$15.00
Work Experience Intern	$14.00	$15.00
Announcer/Scorekeeper/Timekeeper/Ticket Taker	$14.00	$15.00

In addition, the superintendent is recommending that the board approve the proposed change to the salary schedule for substitute administrators from $350 - $450 per day to $400 - $550 per day, effective January 1, 2022.

RATIONALE/BACKGROUND:
On April 4, 2016, Governor Brown signed Senate Bill 3 which increases California's minimum wage each year until it reaches $15.00 per hour in 2022. At this time, we are requesting approval to raise the pay rates for these designated positions to the January 2022.

San Juan Unified School District is experiencing challenges in substitute coverage for administrators. The proposed changes effect an increase to the full day rates. The proposed changes will clarify current rates, which has created frustration for substitute administrators.

PREVIOUS STAFF/BOARD ACTION:
Superintendent's Cabinet: 12/06/2021

FISCAL IMPACT:
Current Budget: N/A
Additional Budget: N/A
Funding Source: N/A
Current Year Only ☐ On-going X

LCAP/STRATEGIC PLAN:
Goal: N/A Focus: N/A
Action: N/A
Strategic Plan: N/A

PREPARED BY: Paul Oropallo, Assistant Superintendent, Human Resources
APPROVED BY: Kent Kern, Superintendent of Schools KK

SAN JUAN UNIFIED SCHOOL DISTRICT
Short Term, Temporary Salary Schedule
2021-2022 School Year

CLASSIFICATION	SALARY RATE
GENERAL	
Accompanist/Conductor/Clinician	25.30/hr
Administrator (hourly extra assignment) (1)	35.00/hr
Administrator (full day, substitute administrator; retirees and nonemployees only) (2)	***$400-550
Bilingual Student Teacher	4000.00/semester
Classified Substitutes	Step 1 of Appropriate Range
Counselor Intern I	***15.00/hr
Counselor Intern II	20.00/hr
Instructor	***15.00/hr
Intramural Official Intermediate	21.00/game
Project Parent Liaison	***15.00/hr to maximum of 1,087.75/semester
School Psychologist Intern I	***15.00/hr
School Psychologist Intern II	***15.00/hr
School Psychologist Intern III	16.75/hr
Senior Instructor	15.00/hr
Special Events Leader I	***15.00/hr
Special Events Leader II	25.30/hr**
STRS Counselor	24.20/hr
Student	***15.00/hr
Work Experience Intern	***15.00/hr
OUTDOOR EDUCATION	
Camp Winthers Program Coordinator	240.00/day
Program Leader	400.00/wk
Resource Counselor	175.00/wk
Resource Instructor	300.00/wk
Resource Instructor - Water Sports	225.00/wk
Tent Counselor	125.00/wk
COACHING AND EXTRACURRICULAR ASSIGNMENTS 1/	
Varsity Coach *	2,693/season
Assistant Coach *	2,154/season
Drill Team *	2,072/yr
Cheer Leaders *	2,072/yr
Other Athletic or Extra-curricular stipend-based assignments*	Per Stipend Schedule
Announcer, Scorekeeper, Timekeeper, Ticket Taker	***15.00/hr
Ticket Seller	***15.00/hr

1/ Per Board Policy 4127: Can only hire noncertificated individual after annual search fails to identify certificated staff member to perform coaching duties.

(1) Extra assignment for work not part of regular work assignment (i.e. serving on an interview panel);

(2) VP $400 ~~350~~/day; Principal $500 ~~400~~/day; long term 40+ days or 30+ days when opening/closing school-add'l $50/day.

For current employees serving in an acting capacity, see Management Special Assignment Salary Schedule.

* Compensation rate tied to certificated special additional assignment/stipend rates and subject to change based on those rates.

*** Minimum wage change to $15.00/hr effective January 1, 2022

SAN JUAN UNIFIED SCHOOL DISTRICT
BOARD OF EDUCATION

AGENDA ITEM: J-8

MEETING DATE: 12/14/2021

SUBJECT: Governance Handbook

CHECK ONE:

For Discussion:	☐
For Action:	☒
Report:	☐
Workshop:	☐
Recognition:	☐
Emergency Action:	☐

DEPARTMENT: Administration

ACTION REQUESTED:
The board president is recommending that the board review the governance handbook.

RATIONALE/BACKGROUND:
Following a board workshop on March 10, 2015, related to board roles and responsibilities, the board agreed to discuss the development of a governance handbook. The purpose of the handbook is to establish agreed-upon protocols and norms to enhance the vision, mission and goals of the district. A subcommittee consisting of two board members worked with staff to develop a draft governance handbook for board review and discussion. The governance handbook was approved by the board on September 8, 2015. The board agreed to review and renew the agreements annually at the December organizational meeting.

ATTACHMENT(S):
A: Governance Handbook

BOARD COMMITTEE ACTION/COMMENT:
N/A

PREVIOUS STAFF/BOARD ACTION:
Superintendent's Cabinet: 12/06/2021

FISCAL IMPACT:
Current Budget: $ N/A
Additional Budget: $ N/A
Funding Source: N/A
(Unrestricted Base, Supplemental, other restricted, etc.)
Current Year Only: ☐ On-going: ☐

LCAP/STRATEGIC PLAN:
Goal: N/A
Focus: N/A
Action: N/A
Strategic Plan: N/A

APPROVED BY: Kent Kern, Superintendent of Schools KK

:sc



San Juan
Unified School District

Governance Handbook

Board of Trustees

Pam Costa

Zima Creason

Saul Hernandez

Michael McKibbin, Ed.D.

Paula Villescaz

Table of Contents

San Juan Unified School District Mission 3

Shared Beliefs 3

District Overview 3

Roles and responsibilities of board members and the superintendent 4

- **Board Norms** 5
- **Welcoming new members** 5
- **Annual Organizational Meeting** 5
- **Speaking with a common voice** 5
- **Assigning work to staff** 6
- **Addressing conflict among board members** 6
- **School visitations** 6

Board Meetings 6

- **Placing items on board agendas** 6
- **The role of board members during board meetings** 6
- **Individual board member's request for information, materials or action** 6
- **Board meeting guidelines** 7
- **Public comments** 7
- **Voting** 7
- **Voting no or abstaining** 7
- **Quorum** 7

Additional Board Information 8

- **Board-appointed/board-approved committees** 8
- **Electronic media** 8
- **Complaints from community/staff** 8

Agreement page 9

San Juan Unified School District Mission

Valuing diversity and excellence, the San Juan Unified School District's mission is to educate and inspire each student to succeed and responsibly contribute to a radically evolving world by providing innovative, rigorous, student-focused instruction and programs in a safe, caring and collaborative learning community.

Shared Beliefs

We believe that:

- Every person is unique and has equal worth.
- Everyone can and will learn.
- People learn in different ways and at varied paces.
- Education is the shared responsibility of students, families, teachers, staff and community.
- Quality education expands opportunities throughout a person's life.
- Challenging people to meet high expectations leads to exceptional learning and remarkable results.
- Nurturing relationships and healthy environments are necessary for individuals to thrive.
- Diversity is a valuable asset that strengthens and enriches our community.
- Personal development and community well-being depend on individual responsibility.
- Everyone benefits when people willingly contribute to the well-being of others.
- Honesty and integrity are essential to build trusting relationships.
- Access to a quality public education is essential to our democracy.

District Overview

Created in 1960 with the merger of six school districts, San Juan Unified School District has a rich tradition in providing all students with the opportunity for academic success and achievement.

The district serves a 75-square-mile area covering the communities of Arden-Arcade, Carmichael, Citrus Heights, Fair Oaks, Gold River and Orangevale.

Today, San Juan Unified is the 10th largest school district in California with an expenditure budget of more than $500 million used to employ more than 5,000 individuals and to educate more than 50,000 students in our early learning, TK-12 and adult programs.

The district consists of 33 elementary schools, eight K-8 schools, nine middle schools, nine comprehensive high schools, three special-education centers, three alternative schools, one adult-education center, two Early Childhood Education centers and one dependent charter.

The student population is diverse. During the 2020-2021 school year, the district's ethnic/racial makeup was: 0.6 percent American Indian or Alaskan Native, 25.4 percent Hispanic/Latino, 7.0 percent African American, 49.7 percent White, 7.8 percent Asian/Asian American, 0.6 percent Pacific Islander, 1.0 percent Filipino, 7.2 percent multi-race and 0.6 percent Not Reported.

Roles and responsibilities of board members and the superintendent

Board Roles

The role of the board is to provide each student with an education of the highest possible quality within the limits of financial support provided by the State of California. To accomplish this, board members are responsible for five roles identified by the California School Boards Association (CSBA):

- **Setting the direction** for the district by involving parents/guardians, community, students and staff, while focusing on student learning and achievement.

- **Establishing an effective and efficient structure** by employing the superintendent, developing and adopting policies, establishing academic expectations and adopting curriculum and instructional materials, establishing budget priorities and adopting the budget, providing safe and adequate facilities to support student learning, and setting parameters for negotiations with employee organizations and ratifying collective bargaining agreements.

- **Providing support to the superintendent and staff** by following standards of responsible governance, making decisions and providing resources that support district priorities and goals, upholding board policies and being effective spokespersons by being knowledgeable about district programs and goals.

- **Ensuring accountability** through evaluation of the superintendent; monitoring and evaluating policies; serving as a judicial and appeals body; monitoring student achievement and program effectiveness; approving, monitoring and adjusting district budgets; and monitoring the collective bargaining process.

- **Providing community leadership and advocacy on behalf of students, the educational program and public education.**

Superintendent Roles

CSBA identifies the following standards and roles for superintendents working with the Board of Education:

- Promotes the success of all students and supports the efforts of the board to focus on student learning and achievement.
- Values, advocates and supports public education and all stakeholders.
- Recognizes and respects the different perspectives and styles of board members, staff, students, parents and community, ensuring the diverse range of views inform board decisions.
- Acts with dignity, treats everyone with civility and respect, and understands the implications of demeanor and behavior.
- Serves as a model for the value of lifelong learning and supports the board's continuous professional development.
- Works with the board as a "governance team" and assures collective responsibility for building a unity of purpose, common vision and positive organizational culture.
- Recognizes that the board/superintendent governance relationship is supported by the district's management team.
- Understands the distinctions between board and staff roles, and respects the roles of the board as the representative of the community.
- Understands that the authority rests with the board as a whole, provides guidance to the board to assist in decision making, and provides leadership based on the direction of the board as a whole.
- Communicates openly with trust and integrity, including providing all board members with equal access to information, and recognizes the importance of both responsive and anticipatory communications.
- Accepts leadership responsibility and accountability for implementing the vision, goals and policies of the district.

Board Norms

The governance team commits to accomplishing these standards and roles through:

- Focusing on all students
- Adherence to the Brown Act
- Demonstrating respect
- Creating transparency
- Communicating openly
- Listening actively
- Keeping commitments
- Being collaborative
- Taking the time needed to govern effectively
- Encouraging everyone's ideas and point of view

Welcoming new members

The board president meets with each newly elected member individually to provide a copy of the Governance Handbook, the schedule of meetings, the format for meetings and governance team operations.

The superintendent meets with each newly elected member to provide an overview of the district and to introduce cabinet members and other staff who will be communicating with the board.

District legal counsel will give newly elected members a copy of the Brown Act and inform them they must conform to its requirements as if they had already assumed office.

The governance team attends the swearing-in ceremony and reception for the newly elected members.

Annual Organizational Meeting

The annual organizational meeting will be held within the required 15-day period commencing on the second Friday in December.

At this meeting, the board shall

- Elect a clerk, vice president and president from its members.
- Establish the regular school board meeting dates and starting/ending times for the year.
- Appoint representatives to specific organizations and committees and
- Determine locations of board meetings (Board Bylaws 9320, 9140).

Speaking with a common voice

All public statements in the name of the board are made by the board president or, if appropriate, by the superintendent or senior director of community relations.

When speaking to community groups, the media or to the public, individual board members have a responsibility to identify personal viewpoints as such and not as the viewpoint of the board.

When a board decision has been reached, all board members shall support that decision until it is amended or rescinded by board action. Any board member who may wish to criticize or oppose any specific board action should do so in an open board meeting.

Assigning work to staff

No individual member of the board, by virtue of holding office, shall exercise any administrative responsibility with respect to the schools; nor as an individual, command the services of any employee. Board members are to channel their requests and/or concerns directly to the superintendent (or, if necessary, through the board president).

Addressing conflict among board members

Because the governance team norms are designed to create an open, respectful, collaborative culture, members will engage in dialogue while welcoming an open discussion with different points of view. Members will demonstrate an ability to disagree on issues without taking the disagreements personally. Members will endeavor to maintain neutral body language and tone during deliberations.

School visitations

School visitations are encouraged to build understanding of the district's instructional programs, curriculum and staffs. Board members should make appointments with the school principal prior to visiting a campus. The board member should also email the board administrative assistant, so the visit can be placed on the board calendar alerting other members and the superintendent to the visit. This may prevent one school from having numerous visits from different board members during a short period of time. During visits, members should be cautious of interrupting the learning environment.

Board Meetings

Placing items on board agendas

Board members may place any item on the agenda no later than six days prior to the scheduled meeting date; however, to give staff time to prepare materials, it is helpful to make the request at a regularly scheduled meeting during the Future Agenda discussion.

The role of board members during board meetings

The authority to direct action rests solely with the full board during public board meetings. A majority vote provides direction to the superintendent. By carefully reviewing the board packet prior to the board meeting, board members can contact the superintendent for questions about an item. All members share a common responsibility to ensure the Brown Act is followed.

Individual board member's request for information, materials or action

It is important for trustees to be well informed, as oversight of the district is one of the main functions of the board. Trustees recognize that they have no power as individuals to direct staff actions, and that compiling information in response to trustee requests can take staff away from their day-to-day operations of schools and the district. An individual board member will – insofar as possible – work to let the superintendent and staff know ahead of time when a request for information will be made in a public meeting, so the staff can be prepared to provide a thorough response. Staff will make every effort to ensure that board agenda items include thorough background and information. Requests for information not on the board agenda should be made to the superintendent who will ensure the appropriate staff person responds. All information provided by the administration in response to a request by a trustee shall be provided to all other trustees at the same time. Trustees should self-regulate the number of requests for information regarding issues not on the board agenda.

Board meeting guidelines

It is important to recognize that a board meeting is the time for the board to do their work in public view. After staff input and public comment, board members are encouraged to ask questions and explain their thinking related to the topic at hand. The board president recognizes members who desire to speak, alternating so that all members have the opportunity to speak. There is not a time limit or limit to the number of questions or comments that a board member may make, but each board member should be respectful of giving other members the opportunity to speak. Nothing in this section will preclude members from speaking multiple times until all discussion is concluded.

Unless a point is important to further understanding of the immediate discussion, the board president will allow all other members to speak first and then add his/her comments or questions.

Public comments

Members of the public shall have an opportunity to address the board on any item of interest that is within the subject matter jurisdiction of the board (Education Code section 35145.4, Government Code section 54954.3). If the public comments on items not appearing on the posted board agenda, the board cannot take action or discuss the comments (Government Code section 54954.2), other than to briefly acknowledge the comments and, if desired, to ask staff for follow-up information.

Voting

A majority vote of all members of the board is necessary for the election of officers or for any other action by the board unless otherwise specified by law. Voting shall be by voice and the board administrative assistant records the votes by member, which is placed into the minutes of the meeting.

Unless otherwise provided by law, affirmative votes by a majority of the board's membership are required to approve any action under consideration, regardless of the number of members present.

The board shall take no action outside of a public meeting except on those matters and under those conditions authorized for closed sessions (Government Code sections 54957, 54957.7; Board Bylaw 9323.2).

Voting no or abstaining

Each trustee respects the right of other trustees to vote "no" on an issue. Everyone agrees it is a courtesy to the governance team to explain the reasons for the "no" vote, either during deliberation or before casting the vote. Abstaining on a vote must be announced at the time the topic is first brought up and shall be based on one of the following: 1) the matter affects a close relative of the board member (Education Code section 35707); 2) the vote is to replace the board member's position on the board (Education Code section 35178); or 3) "remote interests" as listed in Government Code section 1091. If a board member abstains, his/her abstention shall be considered to concur with the action taken by the majority of those who vote, whether affirmatively or negatively.

If a member was absent at the previous meeting, he/she will abstain from voting on the approval of that meeting's minutes.

Quorum

A quorum is the minimum number of voting members who must be present at a properly called board meeting in order to conduct business in the name of the board, and is established when a majority of the board members (at least three of the filled positions) are in attendance (Education Code section 35164, Board Bylaw 9323).

Additional Board Information

Board-appointed/board-approved committees

Board members appoint community members to the Curriculum, Standards, Instructional and Student Services Committee and the Facilities Committee. Newly elected board members will be given the option to appoint their own committee members or continue with the current appointments.

Board members serve as the conduit between a board-appointed/board-approved committee and the board as a whole. Board members are not voting members of board-appointed/board-approved committees.

If a board member wants to attend a board-appointed/board-approved committee meeting of which he/she is not the board liaison, the board member should contact the board administrative assistant. This will eliminate the possibility of three or more board members being in attendance at the meeting.

Electronic media

The Board of Trustees will use electronic media (e.g., email and texting) carefully to ensure that there is no violation of the Brown Act (Government Code sections 54950-54962). The Brown Act prohibits board members from exchanging information outside of a board meeting to:

- develop collective concurrence,
- advance or clarify an issue,
- facilitate agreement or compromise or
- advance an ultimate resolution.

The board recognizes that by using "Reply All" in email responses, the email:

- becomes part of the deliberative process,
- creates a public record and
- inhibits opportunity for any other two board members to have a conversation on a topic.

Board members will be aware of, and follow, district policy as it pertains to electronic communication. The district is subject to requests for public documents as provided by in the California Public Records Act (Government Code section 6250 et seq.). Public documents include emails and other correspondence from board members as well as from employees.

Complaints from community/staff

When an issue is brought to a board member, the board member will use active listening to hear what the complaint or issue is. Board members need to remain cognizant of their responsibility for judicial review, staff and student confidentiality and due process when talking with the complainant.

Restate what the complainant has said to ensure that you have heard the information correctly. Ask the person what he/she would like the board member to do with the information and what the individual would like to see as a possible solution. Explain that you will be sharing the information with the superintendent.

Redirect the complainant to communicate with appropriate personnel and utilize the appropriate complaint procedure. Ask the individual to follow up if the problem isn't resolved.

Notify the superintendent as soon as possible with details of the complaint.

In order to support a positive working relationship among the San Juan Unified School District Board of Education, the staff, students and the community, we have reviewed and agreed to the norms and protocols outlined in the 2022 Governance Handbook. We shall renew these agreements at the end of December annually.

Affirmed on this 14th day of December, 2021.

_____	_____
Pam Costa, Member San Juan Unified School District Board of Education	Zima Creason, Member San Juan Unified School District Board of Education
_____	_____
Saul Hernandez, Member San Juan Unified School District Board of Education	Michael McKibbin, Ed.D., Member San Juan Unified School District Board of Education
_____	_____
Paula Villescaz, Member San Juan Unified School District Board of Education	Kent Kern, Executive Secretary San Juan Unified School District Board of Education

SAN JUAN UNIFIED SCHOOL DISTRICT
TENTATIVE BOARD AGENDA ITEMS
2021-2022

JANUARY 11

Family and Community Engagement Update – R	Allen
Social Emotional Wellness Update – R	Calvin
2020-2021 Audit Report – A	Stahlheber
Williams Complaint Report – R	Simlick
Annual Policy Review – D	Simlick
BP 3430 Investing and Debt Management	
BP 5116.1 Intradistrict Open Enrollment	
BP 6145 Extracurricular/Cocurricular Activities	
BP 6020 Parent Involvement and Family Engagement	
*Resolution: Authorized Signature - Power to Contract on Behalf of the District – A	Stahlheber
*Resolution: Delegating Signature Authorization to the Superintendent – A	Stahlheber

JANUARY 25

Recognition: 2022 Classified Employees of the Year – A	Oropallo
Recognition: National School Counseling Week (Feb. 7-11) – A	Schnepp
Expanded Learning Opportunities Update (Elementary) – R	Townsend-Snider
Redistricting Trustee Map Boundaries – D [Public Hearing 12/14/21]	Simlick
Technology Update – R	Skibitzki
*School Accountability Report Cards (SARCs) – A	Bassanelli
*Annual Policy Review– A [Discussed 01/11/22]	Simlick
BP 3430 Investing and Debt Management	
BP 5116.1 Intradistrict Open Enrollment	
BP 6145 Extracurricular/Cocurricular Activities	
BP 6020 Parent Involvement	

FEBRUARY 15 *(3rd Tuesday)*

Recognition: Arts Education Month (March) – A	Townsend-Snider
Recognition: National School Social Work Week (Mar. 6-12) – A	Calvin
English Learner/Refugee Update – R	Calvin
LCAP Supplemental Update – A	Bassanelli/Stahlheber
LCAP Supplemental Update Choices Charter School – A	Ginter
Redistricting Trustee Map Boundaries – A [Discussed 01/25/22]	Simlick
Recommendation for Reductions in PKS & Criteria for Tie Break (Certificated TK-12) – D	Oropallo
Recommendation for Reducing/Discontinuing CCS & Criteria for Tie Break (Certificated ECE) – D	Oropallo
Notice of Intent to Reduce Classified Positions – D	Oropallo

MARCH 8

Career Technical Education Update – R	Schnepp
Second Interim Budget Report – R	Stahlheber
Resolutions: Reductions in PKS & Criteria for Tie Break (Certificated TK-12) – A [Discussed 02/15/22]	Oropallo
Resolutions: Reductions in PKS & Criteria for Tie Break (Certificated Adult Ed) – A [Discussed 02/15/22]	Oropallo
Resolution: Notice of Intent to Reduce Classified Positions – A [Discussed 02/15/22]	Oropallo
2022 CSBA Delegate Assembly Election – A	Board
*Consolidated Application, Winter Report 2022 (Part II) – A	Calvin
*Resolution: School Board Election Order – A	Kern

MARCH 22

Recognition: Week of the Young Child (Apr. 2-8) – A	Townsend-Snider
Discovery Club Update – D	Townsend-Snider
*Head Start and Early Head Start Grant Application 2022-2023 – A	Townsend-Snider
*Audit Report for Measures J, N, P and S – A	Stahlheber

APRIL 5 *(1st Tuesday)*

Instructional Materials Adoptions – D	Schnepp
New High School Courses – D	Schnepp
Williams Complaint Report – R	Simlick
Proposed Board Meeting Dates for 2022-2023 – A	Board

APRIL 19 *(3rd Tuesday)*

Recognition: School Bus Driver's Appreciation Day (Apr. 26) – A	Oropallo
Recognition: National Nurses Week and National School Nurse Day (May 6-12 & May 11) – A	Calvin
*Instructional Materials Adoptions – A [Discussed 04/05/22]	Schnepp
*New High School Courses – A [Discussed 04/05/22]	Schnepp

MAY 10

Recognition: California Day of the Teacher (May 11) – A	Oropallo
Recognition: Classified School Employee Week (May 15-21) – A	Oropallo
Hearing Officer's Recommendation-2022 RIF (if applicable) – A	Simlick
*Approval of CTE 2022 Advisory Committee Roster – A	Schnepp
*Head Start/Early Head Start COLA Funding Allocation 2022-2023 – A	Townsend-Snider

MAY 24

Recognition: National Science Bowl (if applicable) – A	Schnepp
Recognition: Science Olympiad (if applicable) – A	Schnepp
Recognition: Academic Decathlon (if applicable) – A	Schnepp
*Head Start/Early Head Start Contract Resolution FY 2022-2023 – A	Townsend-Snider

JUNE 14

School Climate: Parent-Staff-Student Voice – R	Bassanelli
Public Hearing: LCAP – D	Bassanelli
Public Hearing: LCAP/Choices Charter School – D	Ginter
Public Hearing: Adoption of the 2022-2023 Budget – D	Stahlheber
Temporary Interfund Borrowing of Cash – A	Stahlheber
*CIF Superintendent Designation of Representatives 2022-2023 – A	Schnepp

JUNE 28

LCAP – A [Public Hearing 06/14/22]	Bassanelli
LCAP Choices Charter School – A [Public Hearing 06/14/22]	Ginter
Adoption of the 2022-2023 Budget – A [Public Hearing 06/14/22]	Stahlheber
*Consolidated Application, Spring Report 2021-2022 – A	Calvin
*2021-2022 Actuarial Report (OPEB) – A	Oropallo
*Charter School 2020-2021 Audit Reports (Aspire, Atkinson, CMP, GIS, GV, OFY) – A	Stahlheber

D=discussion; A=action; *=consent; R=report; PC=public comment