San Juan Unified School District
Regular Meeting of the Board of Education
3738 Walnut Avenue, Carmichael, California 95608

Zima Creason, President
Pam Costa, Vice President
Steve Miller, Clerk
Ben Avey, Member
Paula Villescaz, Member
Tanya Kravchuk, Member
Saul Hernandez, Member

PUBLIC PARTICIPATION GUIDELINES

Board of Education meetings are held in person in the board room located at 3738 Walnut Avenue, Carmichael, California. Alternatively, you can view the board meeting on YouTube from a computer, mobile device or tablet. The YouTube link can be found on the district's YouTube channel or by visiting https://www.sanjuan.edu/boardmeeting where the link will be posted approximately 15 minutes prior to the start of the meeting. The district has taken the following steps to assist the public in offering public comment:

1. In Person Public Comment. Public comment may be offered in person during the board meeting at the district office located at 3738 Walnut Avenue, Carmichael, California. Board Bylaw 9323 limits visitor comments to two (2) minutes per speaker, with no more than 30 minutes per single topic. Time will be extended for any speaker who uses an interpreter. Please be aware that public comments, including your name, become part of the public record.

2. Online Submission of Public Comment. Members of the public may submit written comments by using the comment form located on the district website at http://www.sanjuan.edu/boardmeeting. If you wish to submit a written comment on more than one agenda item, please submit a separate form for each item on which you are commenting. Written comments are limited to 1,500 characters. Comments will be provided to the members of the board.

The business to be considered at this board meeting is on the following agenda:

Board of Education Agenda
March 14, 2023

A. OPEN SESSION/CALL TO ORDER/ANNOUNCEMENT OF CLOSED SESSION TOPICS – 5:45 p.m.

1. Visitor Comments (for closed session agenda items only)
   Board Bylaw 9323 limits visitor comments to two (2) minutes per speaker, with no more than 30 minutes per single topic. Time will be extended for any speaker who uses an interpreter. Public comments, including your name, become part of the public record.

B. CLOSED SESSION – 5:45 p.m.

1. Student expulsions in two cases (Education Code section 48918[f]).

C. RECONVENE OPEN SESSION/PLEDGE OF ALLEGIANCE – 6:30 p.m.

D. APPROVAL OF THE MINUTES – February 28, 2023, regular meeting, pages 2493-2497.

E. ORGANIZATIONS/ANNOUNCEMENTS – 6:35 p.m.

1. **High School Student Council Reports**
2. **Staff Reports**
3. **Board-appointed/District Committees**
4. **Employee Organizations**
5. **Other District Organizations**
6. **Closed Session/Expulsion Actions** (Government Code section 54957.1)

F. VISITOR COMMENTS – 6:50 p.m.

Board Bylaw 9323 limits visitor comments to two (2) minutes per speaker, with no more than 30 minutes per single topic. Time will be extended for any speaker who uses an interpreter. Public comments, including your name, become part of the public record.

G. CONSENT CALENDAR – G-1/G-8 – 7:20 p.m.

Action: The administration recommends that the consent calendar, G-1 through G-8, regarding regular business items, be approved. Any item may be removed for further discussion and separate action following consideration of remaining agenda items.

1. *Personnel – appointments and separations.

2. *Purchasing Report – purchase orders and service agreements, change orders, construction and public works bids, piggyback contracts, zero dollar contract and bids/RFPs.

3. *Business/Financial Report – warrants and payroll.

4. Acceptance of the following gifts:
Bella Vista High School: from Nicholas Sparks – for Class of 2023 Nicholas Sparks scholarship: $1,000.
Mesa Verde High School: from Walmart – for school supplies: $1,000.

5. *Approval to dispose of surplus property pursuant to Board Policy 3270 and Education Code sections 17545 and 17546.

6. *Adoption of Resolution No. 4073 approving the fourth amendment to the lease agreement for the Rio Americano High School CTE modernization project no. 208-9495-P1, Health Science project no. 208-9495-P2 and Manufacturing and Product Development project no. 208-9495-P3, between San Juan Unified and CORE Construction Inc. dba CORE Construction Management.

7. *Adoption of Resolution No. 4074 approving the fourth amendment to the lease agreement for the Barrett Middle School modernization project no. 004-9495-P1 between San Juan Unified School District and Landmark Modernization Contractors dba Landmark Construction.

8. *Adoption of Resolution No. 4075 approving the fifth amendment to the lease agreement for the Barrett Middle School new construction project no. 004-9512-P1 between San Juan Unified School District and Landmark Modernization Contractors dba Landmark Construction.

*Material provided.

H. CONSENT CALENDAR (continued, if necessary)
Discussion and action on the items removed from the consent calendar.

I. BUSINESS ITEMS

1. San Juan Youth Voice Advocates Update – 7:25 p.m. (Covello)
Material provided.

Report: regarding an update on the ongoing work of the San Juan Youth Voice Advocates program.

2. Nutrition Services Update – 7:45 p.m. (Camarda)
Material provided.

Report: from Nutrition Services exhibiting the department's most recent and notable updates.

3. Second Interim Budget Report – 8:05 p.m. (Stahlheber)
Material provided.

Action: The superintendent is recommending that the board review and approve the 2022-2023 Second Interim Report and the budget revision, reflecting projected-year budget totals.

4. Curriculum, Standards, Instructional and Student Services Committee Bylaw Revisions – 8:25 p.m. (Allen)
Material provided.

Discussion: regarding the proposed revisions to the Curriculum, Standards, Instructional and Student Services Committee bylaws. Action anticipated: 03/28/2023.

5. Facilities Committee Bylaw Revisions – 8:35 p.m. (Allen)
Material provided.

Discussion: regarding the proposed revisions to the Facilities Committee bylaws. Action anticipated: 03/28/2023.

J. BOARD REPORTS – 8:40 p.m.

K. FUTURE AGENDA – 8:50 p.m.
The board may wish to identify items to be discussed at future meetings and the reasons therefore.

B. CLOSED SESSION (continued, if necessary)
Announcement of topics/announcement of actions.

L. ADJOURNMENT – 8:55 p.m.

The Board of Education welcomes and encourages the public's participation at the board meetings and has devoted time throughout the meeting for that purpose. You may comment on items included on this agenda; however, we ask that you limit your comments to two (2) minutes, so that as many people as possible may be heard (Education Code section 35145.5, Government Code section 54954.3). When an item indicates "material provided," the additional information is available prior to the meeting in the Information and Communication Office, 3738 Walnut Avenue, Carmichael, (916) 979-8281, or on the district website at www.sanjuan.edu.

*A person with a disability may contact the Board of Education office at (916) 971-7111, or email **stephanie.cunningham@sanjuan.edu** at least 48 hours before the scheduled board meeting to request receipt of an agenda and other distributed writings in an appropriate alternative format, or to request disability-related modifications or accommodations, including auxiliary aids or services, in order to participate in the public board meeting.*

*Translation and interpretation services will be made available upon request with advance notice. If you wish to utilize these services, please notify the Board of Education office at (916) 971-7111, or email **stephanie.cunningham@sanjuan.edu** at least 24 hours before the scheduled board meeting to allow for the scheduling of appropriate translation staff and other resources.*

NOTE: The times indicated are approximate.

Mission Statement
Valuing diversity and excellence, the San Juan Unified School District's mission is to educate and inspire each student to succeed and responsibly contribute to a radically evolving world by providing innovative, rigorous, student-focused instruction and programs in a safe, caring and collaborative learning community.

San Juan Unified School District
Board of Education
3738 Walnut Avenue, Carmichael, California 95608

Board of Education Minutes
February 28, 2023

Regular Meeting
Board of Education
5:30 p.m.

Open Session/Call to Order/Announcement of Closed Session Topics (A)
The February 28 regular meeting was called to order by the president, Zima Creason. The board meeting was held in person and was also streamed to the district's YouTube channel.

Roll Call
Present:
Zima Creason, president
Pam Costa, vice president
Steve Miller, clerk
Ben Avey, member
Paula Villescaz, member
Tanya Kravchuk, member
Saul Hernandez, member

Visitor comments: Closed Session (A-1)
There were no closed session visitor comments.

Closed Session (B)
The meeting was then recessed with the board convening in closed session to consider a student expulsion in one case (Education Code section 48918[f]) and to discuss personnel matters (Education Code section 44929.21[b]) – non-reelection of probationary teachers.

Reconvene Open Session/Pledge of Allegiance (C)
At 6:30 p.m., the meeting was called back to order by the president, Zima Creason. Four members of the Del Campo High School Air Force Jr. ROTC led the group in the Pledge of Allegiance.

Minutes Approved (D)
It was moved by Ms. Villescaz, seconded by Ms. Costa, that the minutes of the February 14 regular meeting be approved. MOTION CARRIED UNANIMOUSLY [Creason, Costa, Miller, Avey, Villescaz, Kravchuk, Hernandez].

Recognition: Arts Education Month (E-1a)
It was moved by Ms. Costa, seconded by Mr. Miller, to adopt Resolution No. A-420 proclaiming the month of March as Arts Education Month. MOTION CARRIED UNANIMOUSLY [Creason, Costa, Miller, Avey, Villescaz, Kravchuk, Hernandez].

Recognition: National School Social Work Week (E-1b)
It was moved by Ms. Villescaz, seconded by Mr. Hernandez, to adopt Resolution No. A-421 proclaiming March 5-11 as National School Social Work Week. MOTION CARRIED UNANIMOUSLY [Creason, Costa, Miller, Avey, Villescaz, Kravchuk, Hernandez].

High School Student Council Reports (E-2)
High School Student Council representatives Kaylee Gibbs and Dylan Saucedo from Casa Roble Fundamental High School and Emma Pham Tran and Claire Contreras from Mira Loma High School updated the board on the goals, activities and achievements at their respective schools.

Closed Session/Expulsion Actions (E-7)
Mr. Miller reported that the board voted unanimously to accept a hearing panel's recommendation of one suspended expulsion in case number S-31 and that no action was necessary for item B-2 regarding the non-reelection of probationary teachers.

Visitor Comments (F)
There were no general visitor comments.

Consent Calendar Approved (G-1/G-5)
It was moved by Mr. Miller, seconded by Ms. Kravchuk, that the consent calendar items G-1 through G-5 be approved. MOTION CARRIED UNANIMOUSLY [Creason, Costa, Miller, Avey, Villescaz, Kravchuk, Hernandez].

Personnel (G-1)
Appointments, leaves of absence, separations and job description/salary range change – approved as submitted.

Purchasing Report (G-2)
Purchase orders and service agreements, change orders, construction and public works bids, piggyback contracts and zero dollar contract – approved as submitted.

Gifts (G-3)
Acceptance of gift to Camp Winthers.

Disposal of Surplus Property (G-4)
Approval to dispose of surplus property pursuant to board policy 3270 and Education Code sections 17545 and 17546.

Short-Term Senior Personnel Clerk Position (G-5)
Approval of a short-term Senior Personnel Clerk position in Human Resources from 03/01/2023 until 06/30/2023.

Equity Update (I-1)
Associate Superintendent of Educational Services Debra Calvin Ed.D. introduced the topic and provided background information on the equity and student achievement department. Dr. Calvin then introduced Director of Equity and Student Achievement Omar Field-Ridley who gave a presentation on the work of the department. Mr. Field-Ridley shared the definition of educational equity and reviewed the district's 8 Point Commitments. Mr. Field-Ridley explained that four themes emerged from the commitments: creating inclusive environments, elevating student and family voice, professional learning, and collaboration. Mr. Field-Ridley then provided detailed information about each of the four themes, addressing the supports that are being provided, presenting data, and sharing examples of the collaborative equity work that is occurring throughout the system. Program Coordinator of Equity and Student Achievement Lori Vine explained how the department elevates family and student voice through collaboration with other departments, such as Family and Community Engagement (FACE) and the Office of Student Learning Assistance (OSLA). Ms. Vine also discussed how the department helps with site-based listening sessions. Rio Americano High School student Surina Naran shared her experiences with the equity department and other district groups that have allowed her to elevate her student voice. Mr. Field-Ridley spoke about the professional development opportunities that are available for district leaders and administrators, and he discussed collaboration with other district departments. Mira Loma High School student Elroe Kumalo shared her experiences with Mira Loma's Black Student Union. Mira Loma High School principal Cletus Puriton shared information about the work that is taking place at Mira Loma High School related to equity, including listening sessions, community partnerships and professional development.

Visitor Comments:
Ryan Digman said he supports the district's equity work and encouraged policies to enforce the measures.

Heather Taylor expressed support for equity programs and encouraged continued communication to students and parents.

Luc Taylor spoke about positive inclusive practices and equity in education.

Jay Martinez expressed concerns regarding the district's equity program.

Jeffrey Perrine expressed concerns regarding equity.

Patrice Hill spoke about equity in education and the value of community partnerships.

Mike Casper, co-founder of Improve Your Tomorrow, provided information about the organization.

Murad "Moe" Sarama spoke about equity and diversity.

Fabrizio Sasso, representing the Sacramento Central Labor Council, commended the district on its commitment to equity.

Jennifer Morgan shared her experiences as a parent and a former Curriculum and Standards committee member.

Mary Beth Barber spoke about equity and student learning.

After public comment, board members made comments and posed questions. Ms. Villescaz thanked staff, community partners and students who tackle equity work on a daily basis, she shared personal experiences as a former student in the district and she reiterated her continued commitment to this work. Ms. Kravchuk thanked students and parents for their input and community partners for their work, and she expressed interest in learning how equity efforts can be measured in terms of student achievement. Dr. Calvin and Superintendent Bassanelli elaborated on the budget related to equity work. Mr. Miller said he looks forward to continuing the discussion in the future. Mr. Avey made comments about identifying metrics and measuring outcomes, capturing local voice from school site councils and participation in identity clubs, noting that he looks forward to learning more and having additional conversations about the topic. Dr. Calvin explained how qualitative and quantitative data is reviewed and how school sites access the supplemental wraparound services offered by the district. Ms. Costa thanked staff, students and community partners, and she spoke about the comprehensive network of supports for students. Mr. Hernandez expressed thanks to the Family and Community Engagement department for its efforts. Ms. Creason made comments about earlier public comment, the need for better student outcomes, and the importance of the whole child approach, noting that there is evidence that a lot of great work is being done, but more is needed.

Instructional Materials Update (I-2)
Assistant Superintendent of Secondary Education and Programs Kristan Schnepp introduced Director of Professional Learning and Innovation Nicole Kukral who gave a presentation on the decision-making processes that support the adoption, implementation and ongoing support for adopted instructional materials. Ms. Kukral began by reviewing the role of the Curriculum, Standards, Instructional and Student Services (C&S) Committee, then she explained how state legislation and board policy parameters as well as San Juan's commitments, shared beliefs and collaborative agreements impact curriculum. Ms. Kukral discussed standards, instructional frameworks and core curriculum and also supplemental curriculum and professional learning for practitioners. Ms. Kukral also shared information about the adoption matrix, the adoption process and next steps.

Visitor Comments:
Jeffrey Perrine made comments regarding curriculum and the need for equitable representation on the C&S committee.

Jennifer Morgan, former C&S chair, shared that the committee has diverse representation.

Board members made comments and posed questions, which Ms. Kukral addressed. Mr. Avey inquired how collective bargaining agreements play into curriculum and standards and the timing of instructional materials adoptions. Ms. Kravchuk asked questions about SJUSD commitments, funding for supplemental curriculum and the adoption process. Ms. Costa reported that the C&S committee found this presentation useful, noting that it will be a good foundational item for new C&S committee members to reference. Ms. Costa also shared information about a delay at the state level regarding elementary English language arts curriculum.

Camp Winthers Fee Increase (I-3)
It was moved by Ms. Kravchuk, seconded by Mr. Miller, to approve the fee increase for Camp Winthers summer camp programs and fall weekend group usage. MOTION CARRIED UNANIMOUSLY [Creason, Costa, Miller, Avey, Villescaz, Kravchuk, Hernandez].

Public Hearing: Conveyance of Permanent Easement at Sunrise Technical Center (I-4)
Chief Operations Officer Frank Camarda presented the item. Ms. Creason declared the topic of conveying a permanent easement at the Sunrise Technical Center a public hearing and invited the public to speak. There being no questions or comments from the public, Ms. Creason declared the public hearing closed. It was moved by Ms. Villescaz, seconded by Mr. Hernandez, to adopt Resolution No. 4072, conveying one permanent easement at the Sunrise Technical Center to the Citrus Heights Water District. MOTION CARRIED UNANIMOUSLY [Creason, Costa, Miller, Avey, Villescaz, Kravchuk, Hernandez].

Recommendation for Reduction in Particular Kinds of Services (TK-12 Certificated) (I-5)
It was moved by Ms. Costa, seconded by Mr. Miller, to adopt Resolution No. 4066, reducing or discontinuing particular kinds of services and the corresponding amount of TK-12 certificated staffing that will be reduced as a result. MOTION CARRIED UNANIMOUSLY [Creason, Costa, Miller, Avey, Villescaz, Kravchuk, Hernandez].

It was moved by Mr. Avey, seconded by Ms. Villescaz, to adopt Resolution No. 4067, establishing criteria to apply to break a tie in seniority for TK-12 certificated staff affected by program reductions and who have the same date of hire. MOTION CARRIED UNANIMOUSLY [Creason, Costa, Miller, Avey, Villescaz, Kravchuk, Hernandez].

Recommendation for Reduction in Particular Kinds of Services (Early Childhood Education) (I-6)
It was moved by Ms. Costa, seconded by Mr. Miller, to adopt Resolution No. 4068, reducing or discontinuing particular kinds of services and the corresponding amount of early childhood education certificated staffing that will be reduced as a result. MOTION CARRIED UNANIMOUSLY [Creason, Costa, Miller, Avey, Villescaz, Kravchuk, Hernandez].

It was moved by Ms. Kravchuk, seconded by Ms. Costa, to adopt Resolution No. 4069, establishing criteria to apply to break a tie in seniority for early childhood education certificated staff affected by program reductions and who have the same date of hire. MOTION CARRIED UNANIMOUSLY [Creason, Costa, Miller, Avey, Villescaz, Kravchuk, Hernandez].

Notice of Intent to Reduce Classified Positions (I-7)
It was moved by Ms. Kravchuk, seconded by Ms. Villescaz, to adopt Resolution No. 4070, reducing or eliminating certain classified positions, effective June 30, 2023, due to lack of work and/or lack of funds. MOTION CARRIED UNANIMOUSLY [Creason, Costa, Miller, Avey, Villescaz, Kravchuk, Hernandez].

California School Boards Association (CSBA) Delegate Assembly Election (I-8)
The board may wish to cast a vote for no more than five (5) candidates for subregion 6-B of the CSBA Delegate Assembly.

It was moved by Ms. Villescaz, seconded by Mr. Miller, to cast a vote for ballot candidate Kara Lofthouse (Folsom Cordova USD). MOTION CARRIED UNANIMOUSLY [Creason, Costa, Miller, Avey, Villescaz, Kravchuk, Hernandez].

It was moved by Mr. Avey, seconded by Ms. Kravchuk, to cast a vote for ballot candidate Cindy Quiralte (Natomas USD). MOTION CARRIED UNANIMOUSLY [Creason, Costa, Miller, Avey, Villescaz, Kravchuk, Hernandez].

Ms. Creason nominated three write-in candidates. There were no other nominations.

It was moved by Ms. Villescaz, seconded by Mr. Miller, to cast a vote for write-in candidate Pam Costa (San Juan USD). MOTION CARRIED UNANIMOUSLY [Creason, Costa, Miller, Avey, Villescaz, Kravchuk, Hernandez].

It was moved by Mr. Hernandez, seconded by Mr. Miller, to cast a vote for write-in candidate Craig De Luz (Robla School District). MOTION CARRIED UNANIMOUSLY [Creason, Costa, Miller, Avey, Villescaz, Kravchuk, Hernandez].

It was moved by Mr. Avey, seconded by Ms. Costa, to cast a vote for write-in candidate Stacey Bastian (Twin Rivers USD). MOTION CARRIED 5-0-2 [AYES: Creason, Costa, Avey, Villescaz, Hernandez; NOES: None; ABSTAIN: Miller, Kravchuk].

Board Reports (J)
Mr. Avey acknowledged that today was the end of the COVID-19 State of Emergency in California and Sacramento County.

Mr. Hernandez shared that he attended the beam signing at Earl LeGette Elementary School.

Ms. Creason reported on several events that she took part in: the chicken project at Greer Elementary School; the American Indian Education Program Center grand opening at San Juan High School; the Every Student Succeeding recognition hosted by the San Juan Charter of the Association of California School Administrators (ACSA); a classroom visit with Starr King K-8 teacher Kyle Ferreira van Leer and students to discuss an advocacy project focusing on the redesign of the middle school quad; a California School Boards Association workshop for board presidents; and a district listening session for black employees.

Future Agenda (K)
Ms. Kravchuk requested additional information regarding how equity strategies are measured.

Adjournment (L)
At 9:35 p.m., there being no further business, the regular meeting was adjourned.

_____ _____
Zima Creason, Board President Melissa Bassanelli, Secretary

Approved: _____
:sc

HUMAN RESOURCES

The following reports are submitted for board approval

Personnel Pages	Page #
Appointments	
Management	
Certificated	1
Classified	1
Leaves of Absence	
Management	
Certificated	
Classified	
Separations	
Management	
Certificated	1
Classified	1
Pre-Retirement Reduced Workload	
Reassignments/Change in Work Year	
Errata	
Job Description/Salary Range Change	
Management	
Certificated	
Classified	
Unrepresented	
Cabinet Contracts/Extension of Contract	
Recommendation to Extend A District Intern Credential	
Certificated	
Credential Approval Recommendations	
Certificated	
Charter School Personnel Actions	
Choices	

1. APPOINTMENTS

CERTIFICATED

Type	Name	Status	Assignment	Location	Effective Date (s)	
New Hire	Deardorff, Amanda	Prob	Nurse- School	Health Services	04/14/23	
New Hire	Millan Noriega, Julieta	Temp	Counselor-7/8	Rogers	02/28/23	06/07/23
Rehire	Christophe, Jocelyn	Temp	Teacher Kindergarten	Green Oaks	02/27/23	05/29/23

CLASSIFIED

Type	Name	Status	Assignment	Location	Effective Date (s)
New Hire	Abedi, Anita	Prob	Instructional Assistant II	Will Rogers	03/13/23
New Hire	Boone, David	Prob	Instructional Assistant II	Churchill	02/28/23
New Hire	Botha, Jordan	Prob	Campus Monitor	Katherine Johnson	02/27/23
New Hire	Collins, Carroll	Prob	M&O-Work Order Technician	M&O-Building Maintenance	03/04/23
New Hire	Crocker, Matthew	Prob	Ed Rel Spec Ed MH Thera	White House Counseling	02/27/23
New Hire	Gonzalez, Sofia	Prob	Instructional Assistant III	Whitney Avenue	02/28/23
New Hire	Hassanzada, Shukria	Prob	Non-Instructional Support	Howe Avenue ECE	02/27/23
New Hire	Hawkes, Deborah	Prob	Van Driver	Transportation	03/06/23
New Hire	Hegenwald, Elizabeth	Prob	Instructional Assistant I	Mariemont	02/27/23
New Hire	Hernandez, Anthony	Prob	Custodian	Casa Roble	03/01/23
New Hire	Lema, Sierra	Prob	Expnd Lrng Progs Assistant	Pupil Personnel Services	02/27/23
New Hire	Mancilla, Raylene	Prob	School Playground Rec Aide	Earl Legette	02/27/23
New Hire	Martinez Hermosilla	Prob	Expnd Lrng Progs Assistant	Pupil Personnel Services	02/28/23
New Hire	Morris, Madeline	Prob	School Playground Rec Aide	Pasadena Avenue	03/06/23
New Hire	Munde, Robin	Prob	Custodian	El Camino	03/02/23
New Hire	Ojeda, Michelle	Prob	School Playground Rec Aide	Earl Legette	02/27/23
New Hire	Pedroza, Alexis	Prob	Intermediate Clerk Typist	Business Support Services	02/27/23
New Hire	Pena, Celestina	Prob	Instructional Assistant III	General Davie	03/21/23
New Hire	Rew, Lawrence	Prob	Nutrition Services Worker I	El Camino	02/28/23
New Hire	Reznich, Kristen	Prob	Intermediate Clerk Typist	Arcade	03/06/23
New Hire	Rothlisberger, Faith	Prob	Nutrition Services Worker I	Greer	02/28/23
New Hire	Ruiz, Frankie	Prob	Nutrition Services Worker I	Del Campo	03/07/23
New Hire	Schneider, Emily	Prob	Instructional Assistant III	Laurel Ruff	03/02/23
New Hire	Sunbury, Gary	Prob	Painter	M&O - Building Maintenance	03/09/23
New Hire	Woodward, Samantha	Prob	Instructional Assistant I	Starr King	03/06/23

2. SEPARATIONS

CERTIFICATED

Type	Name	Status	Assignment	Location	Effective Date (s)
Resignation	Boyd, Steven	Perm	Tch-Resource Spec K/12	Rio Americano	02/17/23
Resignation	Day, Kate	Prob	Tch-Grade 9/12	El Camino	06/08/23
Resignation	Dejong, Anna	Prob	Teacher Combo 1-2	Greer	06/08/23
Resignation	Fields, Bretton	Prob	Tch- Grade 7/8	Starr King	06/08/23
Resignation	Lopez, Michael	Prob	Teacher Grade 4	Thomas Edison	06/08/23
Resignation	Schudel, Elizabeth	Prob	Teacher Grade 2	Howe Avenue	06/08/23

CLASSIFIED

Type	Name	Status	Assignment	Location	Effective Date (s)
Resignation	Crouse, Amy	Perm	Sup-Transportation Oper	Transportation	03/03/23
Resignation	Hailegiorgis, Marta	Prob	Instructional Assistant I	Howe Avenue	02/28/23
Resignation	Hang, Chiv	Perm	Custodian	Coleman	02/21/23
Resignation	Henderson, M'Khyla	Prob	Nutrition Services Worker I	Del Paso Manor	02/28/23
Resignation	Kaufman, Esther	Prob	Instructional Assistant III	Churchill	02/27/23
Resignation	Lloyd, Crystal	Prob	School Playground Rec Aide	Howe Avenue	03/01/23
Resignation	Rodarte, Angelina	Prob	Instructional Assistant II	Rio Americano	02/17/23
Resignation	Shatraw, Valarie	Prob	Nutrition Services Worker I	Mira Loma	02/17/23
Resignation	Whitmore III, Raymond	Perm	School/Community Worker	Central Enrollment	02/24/23
Resignation	Williams, Mokeisha	Perm	School Playground Rec Aide	Thomas Edison	02/27/23
Resignation	Yaya, Karina	Prob	Nutrition Services Worker I	Carmichael	01/31/23

SAN JUAN UNIFIED SCHOOL DISTRICT
BOARD OF EDUCATION

AGENDA ITEM: G-2
MEETING DATE: 03/14/2023

APPROVED:
Jennifer Stahlheber

Purchasing Contracts Report

The following reports are submitted for board approval/ratification:

	Inc	Page #
Purchase Orders & Service Agreements	✓	1
Change Orders	✓	2
Construction & Public Works Bids	✓	3
Piggyback Contracts	✓	4
Zero Dollar Contract	✓	5
Bids/RFPs	✓	6
Other	NA	
ERRATA	NA	

Purchasing Contracts Board Report
Purchase Orders, Service Agreements, and Contracts

February 8, 2023 - February 28, 2023

PO#	Date	Vendor Name	Description	Amount $	Site/ Department
TBD	2/28/2023	MacLeod Watts	Actuarial report preparation Contract: 2/14/2023-6/30/2024	$ 17,000.00	224 - Human Resources
306068	2/23/2023	Scholastic	Professional development Contract: 2/1/2023-12/31/2023	$ 9,600.00	108 - Family and Community Engagement
TBD	2/28/2023	Lego	Lego Education - STEM	$ 112,043.84	700 - Professional Learning and Innovation
TBD	2/28/2023	The Education Team	After school teachers	$ 156,300.00	570 - Bridges After-School/ASSETS
TBD	2/28/2023	American River College	Consulting/training services Contract: 6/1/2022-7/31/2025	$ 54,000.00	309 - Teaching and Learning
TBD	2/28/2023	The Leadership Team	Culturally responsive and equitable learning environment professional development and coaching Contract: 3/1/2023-4/30/2023	$ 172,000.00	100 - Division of Teaching and Learning
TBD	02/28/23	Global Office	ECE site copiers	$ 163,007.84	305 - Early Childhood Education
TBD	02/28/23	Global Office	ECE copiers for after school programs	$ 82,278.00	305 - Early Childhood Education
TBD	02/28/23	Harris School Solutions	Financial system	$ 187,860.00	252 -Technology

Purchasing Contracts Board Report
Change Orders/Amendments

February 8, 2023 - February 28, 2023

Change Orders

PO#	Date	Vendor Name	Description	Original PO Amount $	Previous Approved C/O Totals $	Current C/O for Approval Amount $	New Contract Amount $	Responsibility

Service Agreement Change Orders

PO#	Date	Vendor Name	Description	Original PO Amount $	Previous Approved C/O Totals $	Current C/O for Approval Amount $	New Contract Amount $	Responsibility
							$ -	
							$ -	

Other Contract Change Orders

PO#	Date	Vendor Name	Description	Original PO Amount $	Previous Approved C/O Totals $	Current C/O for Approval Amount $	New Contract Amount $	Responsibility
303263	2/14/2023	Campbell Keller	Additional furniture for the Rio MOD (CTE) project 208-9495-P1	$ 212,683.42		$ 17,531.18	$ 230,214.60	216 - Facilities
305681	2/22/2023	Campbell Keller	Additional furniture for Legette New Construction project 127-9512-P1	$ 389,313.64		$ 4,004.94	$ 393,318.58	216 - Facilities
205757	2/27/2023	Lionakis	Additional surveying and off-site work for Arcade New Construction project 001-9512-P1	$ 2,625,000.00		$ 57,800.00	$ 2,682,800.00	216 - Facilities
205309	2/27/2023	RMA Group	Additional inspection & testing for Arcade New Construction project 001-9512-P1	$ 52,763.50	$ 85,060.00	$ 143,110.00	$ 280,933.50	216 - Facilities
							$ -	
							$ -	

Lease Amendments/Change Orders

PO#	Date	Vendor Name	Description	Original PO Amount $	Previous Approved C/O Totals $	Current C/O for Approval Amount $	New Contract Amount $	Responsibility
							$ -	

General Contract Change Orders

PO#	Date	Vendor Name	Description	Original PO Amount $	Previous Approved C/O Totals $	Current C/O for Approval Amount $	New Contract Amount $	Responsibility
305127	2/27/2023	Conti LLC	Unforeseen product availability for District Office Boardroom MOD project 500-9495-P1	$ 182,533.00		$ 5,865.85	$ 188,398.85	216 - Facilities

February 8, 2023 - February 28, 2023

Upon evaluation of the bids/contracts staff has awarded the following in accordance with all legal guidelines.

General Contract

Fund	Date	PO#	Bid #	Vendor Name	Description	Amount $	Responsibility
26	2/27/2023	TBD	23-208	Alessandro Electric, Inc.	Contract for data infrastructure upgrade Gold River Tech Service project 172-9739-P1	$ 256,900.00	216 - Facilities

Other Contracts

Fund	Date	PO#	Bid #	Vendor Name	Description	Amount $	Responsibility

New Addendum to Master Agreements

Fund	Date	PO#	Bid #	Vendor Name	Description	Amount $	Responsibility

Purchasing Contracts Board Report
Board Pre-Approval
Piggyback Contracts

February 8, 2023 - February 28, 2023

Staff has determined that purchasing through contracts issued by various state agencies within the State of California will save administrative time and expense, provide favorable pricing, and will be in the best interests of the district. District staff is requesting the Board of Education's authorization to piggyback on the approved bids in accordance with Public Contract Code Section 20118.

Fund	Date	Piggyback #, Title	Vendor Name	Description	Term
All	2/13/2023	NCPA Contract: #01-150 for RFP #45-22 Technology Solutions, Products and Services	Bluum USA, Inc. (formally Troxell Communications, Inc.)	OMNIA partners company to purchase touch displays on carts for classroom AV (in regular size classrooms)	December 1, 2022 and will expire November 30, 2025 renewed annually for an additional five years
All	02/15/23	Omnia Cont# R201101 region 4	BSN Sports	Sports equipment	10/1/2020 - 10/1/2023 option for 2 yr extension
All	2/15/2023	CMAS ID# 7-19-70-46-01.20	Global Office Inc.	NASPO Value Point - Canon Copy Machines	01/13/2022 - 07/31/2024
All	3/1/2023	Sole Source	LEGO Education	LEGO Ed. Spike sets and Software	
All	2/22/2023	Sourcewell RFP# 022422	School Health Corp.	Medical Supplies	04/28/2022 - 04/30/2026
All	2/27/2023	CMAS # 4-21-03-1001 Supplement #3 BASE CALSAVE #: AEPA IFB #021-D	Weatherproofing Technologies, Inc.	(CMAS) provides for the purchase, warranty, design, removal, installation, maintenance, and repair of roofing and building equipment	Date 03/05/2021 through 02/29/2024 Effective date 02/08/2023

Purchasing Contracts Board Report
Board Pre-Approval
Zero Dollar

February 8, 2023 - February 28, 2023

Fund	Date	Site/ Department	Vendor Name	Description
01	2/14/2023	Adult Education	Outreach and Technical Assistance Network (OTAN)	Canvas trust agreement - licenses

February 8, 2023 - February 28, 2023

Upon evaluation of the bids staff has awarded the following in accordance with all legal guidelines.

Fund	Date	Bid/RFP #	Vendor Name	Description	Amount $	Responsibility
All	2/28/2023	23-101	CDW-G	Category Two Equipment (Erate)	$20,402.76	252 - Technology

SAN JUAN UNIFIED SCHOOL DISTRICT
BOARD OF EDUCATION

AGENDA ITEM: G-3
MEETING DATE: 03/14/2023

APPROVED:
Jennifer Stahlheber

Business and Financial Report

The following reports are submitted for board approval/ratification:

	Inc	Page #
Easements/Leases		
Notices of Completion		
Quarterly Investment Report		
Warrants & Payroll	✔	1
Budget Revisions		
E-Rate		
ERRATA		

SAN JUAN UNIFIED SCHOOL DISTRICT
Accounting Services

WARRANTS & PAYROLL

VENDOR AND CONTRACT WARRANTS		
Fund		**February 2023**
01	General Fund	$ 5,130,573.93
09	Charter Schools	49,715.56
10	Special Ed Pass-Thru	1,382,913.00
11	Adult Education	32,393.92
12	Child Development	57,003.45
13	Food Service/Cafeteria	670,848.53
14	Deferred Maintenance	27,402.68
21	Building Fund	27,270.43
22	Measure S Building Fund	1,500.00
23	Measure J Building Fund	7,500.00
24	Measure N Building Fund	25,404.81
25	Capital Facilities	-
26	Measure P Building Fund	7,654,886.04
35	State Schools Facilities Fund	-
40	Sp Res FD -- Capital Outlay Proj	-
67	Self Insurance	887,452.63
95	Student Body	-
	TOTALS	**$ 15,954,864.98**

PAYROLL AND BENEFITS	
All Funds	**February 2023**
Certificated Payroll	$ 22,143,642.34
Classified Payroll	8,709,755.15
Benefits	15,296,676.25
TOTALS	**$ 46,150,073.74**

GRAND TOTAL $ 62,104,938.72

SAN JUAN UNIFIED SCHOOL DISTRICT
BOARD OF EDUCATION

AGENDA ITEM: G-5

MEETING DATE: 03/14/2023

SUBJECT: Surplus Property

CHECK ONE:
For Discussion: ☐
For Action: ☒
Report: ☐
Workshop: ☐
Recognition: ☐
Emergency Action: ☐

DEPARTMENT: Business Support Services

ACTION REQUESTED:
The superintendent is recommending that the board approve the disposal of surplus property pursuant to Board Policy 3270.

RATIONALE/BACKGROUND:
The Governing Board recognizes that the district may own personal property which is unusable, obsolete, or no longer needed by the district. The superintendent or designee shall arrange for the sale or disposal of district personal property in accordance with board policy and the requirements or state law.

The superintendent or designee shall identify to the board all items not needed by the district together with their estimated value and a recommended disposition.

ATTACHMENT(S):
A: List of Surplus Property

BOARD COMMITTEE ACTION/COMMENT:
N/A

PREVIOUS STAFF/BOARD ACTION:
Superintendent's Cabinet: 03/06/2023

FISCAL IMPACT:
Current Budget: $ N/A
Additional Budget: $ N/A
Funding Source: N/A
(unrestricted base, supplemental, other restricted, etc.)
Current Year Only ☐ Ongoing ☐

LCAP/STRATEGIC PLAN:
Goal: N/A Focus: N/A
Action: N/A

Strategic Plan: N/A

PREPARED BY: Jennifer Stahlheber, Chief Financial Officer

APPROVED BY: Melissa Bassanelli, Superintendent of Schools

Board of Education Agenda Item **Attachment A**

Surplus Property March 14th Meeting Date

The following District property is unusable, obsolete, or no longer needed. The items are to be disposed of by sale, recycled, donated, or discarded as required by Board Policy 3270 Education Code 17545 and 17546.

Location/Site	Make	Model	Description	Fixed Asset / Serial #	Disposition
Carmichael	Aiwa		2 - Portable Stereo		eWaste
Carmichael	HP	HP 1740	Monitor		eWaste
Carmichael	Insignia		Monitor		eWaste
Carmichael			District Tablet	20191127	eWaste
Carmichael	HP		Hard Drive	20191278	eWaste
Carmichael	Cannon	MX532	Printer		eWaste
Carmichael			2 - Monitors		eWaste
Carmichael			2 - Stereos		eWaste
Carmichael			Medium Printer		eWaste
Charles Peck			Laminator		eWaste
Churchill	Apple	MacBook	Laptop	600001266	eWaste
Churchill	Magnavox		Disc Player		eWaste
Creekside			Full Site Funiture Replacement		Surplus
Encina	Apple	A1278	Macbook Pro	10015334, C1MSC7JWDTY3	eWaste
Encina	Apple	A1278	Macbook Pro	10015341, C1MSC748DTY3	eWaste
Encina	Apple	A1278	Macbook Pro	10015337, C1MSC6RWDTY3	eWaste
Encina	Apple	A1278	Macbook Pro	10015335, C1MSC6TLDTY3	eWaste
Encina	Apple	A1278	Macbook Pro	10015329, C1MSC6FGUDTY3	eWaste
Encina	Apple	A1278	Macbook Pro	10015347, C1MSC6WPDTY3	eWaste
Encina	Apple	A1278	Macbook Pro	10015348, C1MSC7JUDTY3	eWaste
Encina	Apple	A1278	Macbook Pro	10015340, C1MSC6UBDTY3	eWaste
Encina	Apple	A1278	Macbook Pro	10015324, C1MSC75VDTY3	eWaste
Encina	Apple	A1278	Macbook Pro	10015333, C1MSC6YQDTY3	eWaste
Encina	Apple	A1278	Macbook Pro	10015345, C1MSC75MDTY3	eWaste
Encina	Apple	A1278	Macbook Pro	10015332, C1MSC7K7DTY3	eWaste
Encina	Apple	A1278	Macbook Pro	10015339, C1MSC74YDTY3	eWaste
Encina	Apple	A1278	Macbook Pro	10015326, C1MSC76KDTY3	eWaste
Encina	Apple	A1278	Macbook Pro	10015328, C1MSC6LCDTY3	eWaste
Encina	Apple	A1278	Macbook Pro	10015325, C1MSC6FWDTY3	eWaste
Encina	Apple	A1278	Macbook Pro	10015322, C1MSC71UDTY3	eWaste
Encina	Apple	A1278	Macbook Pro	10015327, C1MSC6VNDTY3	eWaste
Encina	Apple	A1278	Macbook Pro	10015320, C1MSC7FLDTY3	eWaste
Encina	Apple	A1278	Macbook Pro	10015342, C1MSC7OWDTY3	eWaste
Encina	Apple	A1278	Macbook Pro	10000533, C1MMKRT92DTY3	eWaste
Encina	Apple	A1278	Macbook Pro	10015321, C1MSC6GPDTY3	eWaste
Encina	Apple	A1278	Macbook Pro	10015330, C1MSC6LFDTY3	eWaste
Encina	Apple	A1278	Macbook Pro	10008065, C1MSC762DTY3	eWaste
Encina	Apple	A1278	Macbook Pro	10015330, C1MSC6LFDTY3	eWaste
Encina	Apple	A1278	Macbook Pro	10015319, C1MSC762DTY3	eWaste
Encina	Apple	A1278	Macbook Pro	10008065, C1MMMKKDDTY3	eWaste
Encina	Apple	A1278	Macbook Pro	10008079, C1MMM3CEDTY3	eWaste
Encina	Apple	A1278	Macbook Pro	10008072, C1MMMKQTDTY3	eWaste
Encina	Apple	A1278	Macbook Pro	10015346, C1MSC6RPDTY3	eWaste
Encina	Apple	A1278	Macbook Pro	10015331, C1MSC6QDDTY3	eWaste
Encina	Apple	A1278	Macbook Pro	10015343, C1MSC75RDTY3	eWaste
Encina	Apple	A1278	Macbook Pro	10015344, C1MSC7JYDTY3	eWaste
Encina	Apple	A1278	Macbook Pro	10015338, C1MSC74TDTY3	eWaste
Encina	Apple	A1278	Macbook Pro	10015323, C1MSC7A3DTY3	eWaste
Encina	Apple	A1278	Macbook Pro	10008069, C1MMMKP8DTY3	eWaste
Encina	Apple	A1278	Macbook Pro	10008067, C1MMMKLGDTY3	eWaste
Encina	Apple	A1278	Macbook Pro	10008081, CPWML7LEDTY3	eWaste
Encina	Apple	A1278	Macbook Pro	10008080, CPWML7VUDTY3	eWaste
Encina	Apple	A1395	iPad	DYTHVA6LDFHW	eWaste
General Davie	HP		Laptop	100006635	eWaste
General Davie	HP		Laptop	600002311	eWaste

Board of Education Agenda Item **Attachment A**

Surplus Property March 14th Meeting Date

The following District property is unusable, obsolete, or no longer needed. The items are to be disposed of by sale, recycled, donated, or discarded as required by Board Policy 3270 Education Code 17545 and 17546.

Location/Site	Make	Model	Description	Fixed Asset / Serial #	Disposition
General Davie	HP		Laptop	1000012566	eWaste
General Davie	HP		Laptop	1000012404	eWaste
General Davie	HP		Laptop	1000011853	eWaste
Oakview	HP		Laser Jet Printer	20192172	eWaste
Oakview	Promethian		Projector	WPRM-45A6140615	eWaste
Oakview	NEC		Projector	20192359	eWaste
Oakview	Elmo		Projector	20192170	eWaste
Oakview	Epson		Projector	20192173	eWaste
Oakview	HP		Printer	VNBCC1D0C5	eWaste
Oakview	HP		Printer	VNB3346112	eWaste
Oakview	Apple		MACBOOK	C1MMF28SDTY3	eWaste
Oakview	Apple		iPad	DVQHMNXXDFHW	eWaste
Oakview	Apple		iPad	F5XK8CXHDFHW	eWaste
Oakview	Apple		iPad	DN6HN5TKDFHW	eWaste
Oakview	Apple		iPad	DN6HN5TKDFHW	eWaste
Oakview	Apple		iPad	DMPHWMJTDFHW	eWaste
Oakview	Apple		iPad	DMQHW2FJDFHW	eWaste
Oakview	Apple		iPad	DVQHMTA0DFHW	eWaste
Oakview	Apple		iPad	F5XK8GY5DFHW	eWaste
Oakview	Apple		iPad	DMPHW9D7DFHW	eWaste
Oakview	Apple		iPad	DMPHWBW7DFHW	eWaste
Oakview	Apple		iPad	F5X8FJEDFHW	eWaste
Oakview	Apple		iPad	DN6HNCYUDFHW	eWaste
Oakview	Apple		iPad	DMPHWARXDFHW	eWaste
Oakview	Apple		iPad	F5XK8DVDDFHW	eWaste
Oakview	Apple		iPad	DN6HNH30DFHW	eWaste
Oakview	Apple		iPad	DN6HMYBRDFHW	eWaste
Oakview	Apple		iPad	DN6HN4GJDFHW	eWaste
Oakview	Apple		iPad	DYTJWNQWDFHW	eWaste
Oakview	Apple		iPad	F5XK8GW2DFHW	eWaste
Oakview	Apple		iPad	DMPHW58LDFHW	eWaste
Oakview	Apple		iPad	DN6HN7X6DFHW	eWaste
Oakview	Apple		iPad	DN6HN02XDFHW	eWaste
Oakview	Apple		iPad	DN6HN2XEDFHW	eWaste
Oakview	Apple		iPad	DVQHM0V4DFHW	eWaste
Oakview	Apple		iPad	DN6HN69MDFHW	eWaste
Oakview	Apple		iPad	DN6HN7NKDFHW	eWaste
Oakview	Apple		iPad	DMPHWP5YDFHW	eWaste
Oakview	Apple		iPad	F5XK8F1QDFHW	eWaste
Oakview	Apple		iPad	DYTJWNKMDFHW	eWaste
Oakview	Apple		iPad	DN6HN2RQDFHW	eWaste
Oakview	Apple		iPad	DVQHM2MYDFHW	eWaste
Oakview	Apple		iPad	DN6FN7YADFHY	eWaste
Oakview	Apple		iPad	DN6HN3Y6DFHW	eWaste
Oakview	Apple		iPad	DVPHMYVADFHW	eWaste
Oakview	Apple		iPad	F5XK8G54DFHW	eWaste
Oakview	Apple		iPad	DMQHWGLDFHW	eWaste
Oakview	Apple		iPad	DN6HNCH5DFHW	eWaste
Oakview	Apple		iPad	DMPPJ60CFK14	eWaste
Rio Americano			Full Site Funiture Replacement		Surplus
San Juan HS			Computer	P20192062	eWaste
San Juan HS			Computer	P20192063	eWaste
San Juan HS			Computer	P20192064	eWaste
San Juan HS			Computer	P20192065	eWaste
San Juan HS			Monitor	P20141562	eWaste

Board of Education Agenda Item **Attachment A**

Surplus Property March 14th Meeting Date

The following District property is unusable, obsolete, or no longer needed. The items are to be disposed of by sale, recycled, donated, or discarded as required by Board Policy 3270 Education Code 17545 and 17546.

Location/Site	Make	Model	Description	Fixed Asset / Serial #	Disposition
San Juan HS			Computer	P20151657	eWaste
San Juan HS			Computer	P20181937	eWaste
San Juan HS			Monitor	P20141560	eWaste
San Juan HS			Mini Computer	P20141552	eWaste
San Juan HS			Mini Computer	P20141539	eWaste
San Juan HS	Apple	MacPro Trashcan	Processor, Flash Storage & Video Editor	P20141558	eWaste
San Juan HS	Apple	MacPro Trashcan	Processor, Flash Storage & Video Editor	P20141559	eWaste
San Juan HS	Strand	Lightboard	Stage Lighting Control System		eWaste
San Juan HS	Panasonic		6 - Video Cameras		eWaste
San Juan HS	Delta	36-714	Table Saw	016387Q	eWaste
San Juan HS	Frigidaire	FPES18TL	refrigerator		eWaste
San Juan HS	Avantco	MX10	Commercial Mixer	300541	eWaste
San Juan HS	Hobart	A-200	Commercial Mixer	1319900	eWaste
San Juan HS	Sunbeam	SGDJ701	Microwave	TDJ13100400605	eWaste
San Juan HS	Casio	OH-10	Overhead Projection		eWaste
San Juan HS	Info Guard	NX140P	Paper Shredder	225N08491NA2	eWaste
San Juan HS	Sony	MHC-EC6991P	Desktop Stereo	8346398	eWaste
San Juan HS	Sony	SSM-930	B & W Monitor	1033376	eWaste
San Juan HS	Sony	SSM-930	B & W Monitor	1033316	eWaste
San Juan HS	Sharp	LC-70LE661U	70" Flat Screen TV	701420382	eWaste
San Juan HS	LG	OLED65BXPUA	65" Flat Screen TV	101RMWVDQ265	eWaste
San Juan HS	LG	OLED55B8PUA	55" Flat Screen TV	811RMFPOP331	eWaste
San Juan HS	APC	350	Back UPS & Surge Protector	BE350U	eWaste
San Juan HS	APC	S10	Power Protection		eWaste
San Juan HS	JVC	RM-HP250AU	Remote Controller for Studio Cameras	145V1308	eWaste
San Juan HS	JVC	RM-HP250AU	Remote Controller for Studio Cameras	135V1292	eWaste
San Juan HS	JVC	KA-HD250OU	Studio Adapter	155V2785	eWaste
San Juan HS	JVC	KA-HD250OU	Studio Adapter	155V2797	eWaste
San Juan HS	JVC	KA-HD250OU	Studio Adapter	155V2780	eWaste
San Juan HS	JVC	DT-V20L1	Monitor	820000	eWaste
San Juan HS	JVC	GY-HD250OU	HD camcorder	073G2029	eWaste
San Juan HS	JVC	GY-HD250OU	HD camcorder	073G2020	eWaste
San Juan HS	JVC	GY-HD250OU	HD camcorder	162G1653	eWaste
San Juan HS	Tripp-Lite	SMART750RMXL2U	power protection	9951KYOSM676400187	eWaste
San Juan HS	Broadcast	Pix	AV equipment from studio	GSW0269	eWaste
San Juan HS	Broadcast PIX	BP-G3-STD-REV01	AV Equipment	VM0BS33598	eWaste
San Juan HS	Broadcast	Pix	LightBoard	BPPC0819100444	eWaste
San Juan HS	Canvys	LM022	Monitor	CL1283DNA049035	eWaste
San Juan HS	Audiocom	MS-2002	AV equipment	11042	eWaste
San Juan HS	VVME	VVME-HTPCD-V01	LCD home theater projector		eWaste
San Juan HS	FlexCam	iCam	Camera	100616992	eWaste
San Juan HS	Spectro Mater	415	Spectrophotometer	415007796	eWaste
San Juan HS	HP	ProBook 6550b	Laptop	1100013862	eWaste
San Juan HS	HP	Chromebook 11	Laptop	5CD81097BC	eWaste
San Juan HS	HP	Chromebook 11	Laptop	5CD737058R	eWaste
San Juan HS	HP	Chromebook 11	Laptop	5CD71550KD	eWaste
San Juan HS	HP	ProBook 640	Laptop	5CG90268XR	eWaste
San Juan HS	HP	Compaq 8200	Desktop	1200016094	eWaste
San Juan HS	HP	Compaq 8200	Desktop	1100015256	eWaste
San Juan HS	HP	Compaq 8200	Desktop	1200016070	eWaste
San Juan HS	HP	Compaq 8200	Desktop	1100015250	eWaste
San Juan HS	Apple	17' iMac	Computer	W86480WSWRQ	eWaste
San Juan HS	Apple	20" iMac	Computer	W86500VXWRX	eWaste
San Juan HS	HP		Monitor	CNC846PGHT	eWaste
San Juan HS	HP	Pavilion	Monitor	3CM43209GD	eWaste

Board of Education Agenda Item **Attachment A**

Surplus Property March 14th Meeting Date

The following District property is unusable, obsolete, or no longer needed. The items are to be disposed of by sale, recycled, donated, or discarded as required by Board Policy 3270 Education Code 17545 and 17546.

Location/Site	Make	Model	Description	Fixed Asset / Serial #	Disposition
San Juan HS	HP	Pavilion	Monitor	3CM43209HN	eWaste
San Juan HS	HP	L1750	Monitor	CNC846PGJL	eWaste
San Juan HS	HP	L1750	Monitor	CNC846PGJM	eWaste
San Juan HS	HP	L1750	Monitor	CNC846PGNP	eWaste
San Juan HS	HP	L1750	Monitor	CNC846PGJJ	eWaste
San Juan HS	HP	L1740	Monitor	CND7230ZXN	eWaste
San Juan HS	LG	20LS7D	Monitor	709MXFV2C803	eWaste
San Juan HS	Sceptre	X20	Monitor	X20WG	eWaste
San Juan HS			Box of Calculators & Misc. Electronics		eWaste
San Juan HS			Box of Power Cords		eWaste
Superintendent's Office	Brother	4750e	Intellifax Machine		eWaste

SAN JUAN UNIFIED SCHOOL DISTRICT
BOARD OF EDUCATION

AGENDA ITEM: G-6

MEETING DATE: 03/14/2023

SUBJECT: Rio Americano High School CTE Modernization Project Lease Amendment No. 4

DEPARTMENT: Facilities

CHECK ONE:
For Discussion: ☐
For Action: ☒
Report: ☐
Workshop: ☐
Recognition: ☐
Emergency Action: ☐

ACTION REQUESTED:
The superintendent is recommending that the board adopt Resolution No. 4073 approving the fourth amendment to the lease for the Rio Americano High School CTE modernization project #208-9495-P1, Health Science project #208-9495-P2 and Manufacturing and Product Development project #208-9495-P3, between San Juan Unified School District and CORE Construction Inc. dba CORE Construction Management.

RATIONALE/BACKGROUND:
The revision to the lease payment schedule is to reflect the adjustment made to the construction schedule to cover additional work as outlined in Amendment No. 4.

ATTACHMENT(S):
A: Resolution No. 4073
B: Facilities Lease Amendment No. 4

PREVIOUS STAFF/BOARD ACTION:
Superintendent's Cabinet: 03/06/2023

FISCAL IMPACT:
Current Budget: $ N/A
Additional Budget: $ N/A
Funding Source: N/A
(Unrestricted Base, Supplemental, other restricted, etc.)
Current Year Only ☐ On-going ☐

LCAP/STRATEGIC PLAN:
Goal: N/A Focus: N/A
Action: N/A

Strategic Plan: N/A

PREPARED BY: Nicholas Arps, Director, Facilities, Construction & Modernization

APPROVED BY: Frank Camarda, Chief Operations Officer
Melissa Bassanelli, Superintendent of Schools

RESOLUTION NO. 4073

RESOLUTION BY THE SAN JUAN UNIFIED SCHOOL DISTRICT BOARD OF EDUCATION APPROVING FACILITIES LEASE AMENDMENT #4 RIO AMERACANO HIGH SCHOOL CTE PROJECT MODERNIZATION - SJUSD PROJECT #208-9495-P1 HEALTH SCIENCE – SJUSD PROJECT #208-9495-P2 MANUFACTURING & PRODUCT DEVELOPMENT – SJUSD PROJECT #208-9495-P3

WHEREAS, sections 17406 of the Education Code authorize school districts, including the San Juan Unified School District ("District"), to use the lease-leaseback procurement process, including preconstruction services;

WHEREAS, the District Board of Education ("Board") previously approved the award of the Site Lease and Facilities Lease to CORE Construction Inc., dba CORE Construction Management for this Project, which approval for the Facilities Lease Preconstruction Services was in the amount of $20,000.00 per Resolution No. 3087 and increased it by $1,657,345.00 per Resolution No. 4012, and final approval of the Total Base Rent of $6,680,130.00 per Resolution No. 4049; and

WHEREAS, Section 4.2 The Terms of the Facilities Lease is amended to reflect current construction schedule and work associated with additional scope and improvements as outlined in Amendment #4; and

WHEREAS, Exhibit C is amended to revise the Lease Payment Schedule; and;

NOW, THEREFORE, the San Juan Unified School District Board of Education does hereby resolve as follows:

Section 1. The foregoing recitals are hereby adopted as true and correct.

Section 2. The Board approves the revised length of the lease terms as outlined in Amendment #4.

Total Base Rent – Preconstruction	$20,000.00
Changes by Prior Amendment #1	$1,657,345.00
Changes by Prior Amendment #2	$4,802,785.00
Changes by Prior Amendment #3	$200,000.00
Net Change by Amendment #4	**$0.00**
Final Total Base Rent	**$6,680,130.00**

Section 3. The Board approves the revised Exhibit C Lease Payment Schedule of the Facilities Lease Agreement as outline in Amendment #4.

The foregoing findings and decision to award were made by the San Juan Unified School District Board of Education at a meeting of the Board on March 14th, 2023, by the following vote:

AYES:
NOES:
ABSENT:
ABSTAIN:

_____
Zima Creason, President
San Juan Unified School District
Board of Education

Attest:

_____
Steve Miller, Clerk
San Juan Unified School District
Board of Education

San Juan Unified School District
Facilities Business Department
5320 Hemlock Street, Sacramento, California 95841
Telephone 916- 971-7283
Internet Web Site: www.sanjuan.edu

Melissa Bassanelli, Superintendent of Schools
Frank Camarda, Chief Operations Officer
Nic Arps, Director Construction & Mod
Cherie Chenoweth, Coordinator Facilities Business & Compliance

Facilities Lease Amendment #04
Rio Americano HS CTE
DSA App. #02-119642
Facilities Lease Agreement#204372
SJUSD Project MODERNIZATION #208-9495-P1
SJUSD Project HEALTH SCIENCE #208-9495-P2
SJUSD Project MANUFACTURING & PRODUCT DEVELOPMENT #208-9495-P3

Effective **March 14, 2023,** the Facilities Lease Agreement dated **October 26, 2021** between the San Juan Unified School District and **CORE Construction Inc. dba CORE Construction Management** for the **Rio Americano HS CTE** is amended to:

1. Extend the Exhibit C Lease Payment Schedule due to District added and modified scope items to include exterior painting of Bldg J, fire sprinkler modifications at the canopies between Bldgs H and I, unforeseen lead paint removal, structural steel modifications at the HVAC systems requiring additional demolition and abatement, and completion of the punchlist.
2. Section 4.2 Term of Lease is amended to be **twenty-eight (28) months**, consisting of the total of the time a) to perform Preconstruction Services, estimated to require **seven (7) months**, b) **nine (9) months** to construct the Project, including punchlist and project acceptance of one (1) month, and c) the post-construction lease period of **twelve (12) consecutive months** following completion of the Project**.**
3. Exhibit C **Lease Payment Schedule** is amended to distribute the December 2022 scheduled lease payments across the months of December - February 2023 and start the post-construction in March 2023 – February 2024. (See pages 3, 4, & 5)**.**

MODERNIZATION #208-9495-P1 bc 6270	
Original Contract Amount (PC only)	$20,000.00
Previously approved Amendments #01 for Preconstruction Services	$476,886.00
Amendment #02 for Total Base Rent	$1,872,577.00
Amendment #03 Increase to District Contingency	$200,000.00
Amendment #04 Lease Payment Schedule	$0.00
Revised Total Base Rent	**$2,569,463.00**

HEALTH SCIENCE #208-9495-P2 bc 6270 (Scope breakout – Bldg J Health Science)	
Original Contract Amount (PC only)	$0.00
Previously approved Amendment #01 for Preconstruction Services	$647,437.00
Amendment #02 for Total Base Rent	$1,235,926.00
Amendment #03	$0.00
Amendment #04 Lease Payment Schedule	$0.00
Revised Total Base Rent	**$1,883,363.00**

MANUFACTURING & PRODUCT DEVELOPMENT #208-9495-P3 bc 6270 (Scope breakout – Bldg J Manufacturing)	
Original Contract Amount (PC only)	$0.00
Previously approved Amendment #01 for Preconstruction Services	$533,022.00
Amendment #02 for Total Base Rent	$1,694,282.00
Amendment #03	$0.00
Amendment #04 Lease Payment Schedule	$0.00
Revised Total Base Rent	**$2,227,304.00**

TOTAL REVISED CONTRACT AMOUNT	**$6,680,130.00**

In all other respects, the terms and conditions of said Facilities Lease, including the exhibits thereto, remain in full force and effect.

San Juan Unified School District,
A school district organized and existing under the laws of the State of California

By:_____
Nicholas Arps
Title: Director of Facilities, Construction & Modernization

By:_____
Frank Camarda
Title: Chief Operations Officer

CORE Construction Inc. dba CORE Construction Management
A California Corporation

By:_____
Nicholas Maurer
Title: Regional Director

Federal Tax Identification Number:
86-0433249

Rio Americano CTE - MODERNIZATION
AMENDMENT #4 - EXHIBIT C LEASE PAYMENT SCHEDULE

A	B	C
Item No	**Month**	**Lease Payment**
PC	Preconstruction Services	$ 496,886
1	June 2022 Lease Payment	$ 287,922
2	July 2022 Lease Payment	$ 203,290
3	August 2022 Lease Payment	$ 203,290
4	September 2022 Lease Payment	$ 203,290
5	October 2022 Lease Payment	$ 203,290
6	November 2022 Lease Payment	$ 203,290
7	***December 2022 Lease Payment***	***$ 67,764***
8	***January 2023 Lease Payment***	***$ 67,763***
9	***February 2023 Lease Payment***	***$ 67,763***
10	***March 2023 Post Construction Payment***	***$ 6,678***
11	***April 2023 Post Construction Payment***	***$ 6,678***
12	***May 2023 Post Construction Payment***	***$ 6,678***
13	***June 2023 Post Construction Payment***	***$ 6,678***
14	***July 2023 Post Construction Payment***	***$ 6,678***
15	***August 2023 Post Construction Payment***	***$ 6,678***
16	***September 2023 Post Construction Payment***	***$ 6,678***
17	***October 2023 Post Construction Payment***	***$ 6,678***
18	***November 2023 Post Construction Payment***	***$ 6,678***
19	***December 2023 Post Construction Payment***	***$ 6,678***
20	***January 2024 Post Construction Payment***	***$ 6,678***
21	***February 2024 Post Construction Payment***	***$ 6,678***
	Total Lease Payments (Inc PC)	$ 2,084,683
	Contingencies:	
	Construction Contingency	$ 118,733
	Owner Contingency	$ 366,046
	TOTAL BASE RENT INCL. PRE-CONSTRUCTION	**$ 2,569,463**

Rio Americano CTE - HEALTH SCIENCE AMENDMENT #4 - EXHIBIT C LEASE PAYMENT SCHEDULE		
A	B	C
Item No	**Month**	**Lease Payment**
PC	Preconstruction Services	$ 647,437
1	June 2022 Lease Payment	$ 203,553
2	July 2022 Lease Payment	$ 135,712
3	August 2022 Lease Payment	$ 135,710
4	September 2022 Lease Payment	$ 135,710
5	October 2022 Lease Payment	$ 135,710
6	November 2022 Lease Payment	$ 135,710
7	***December 2022 Lease Payment***	***$ 45,237***
8	***January 2023 Lease Payment***	***$ 45,237***
9	***February 2023 Lease Payment***	***$ 45,237***
10	***March 2023 Post Construction Payment***	***$ 4,510***
11	***April 2023 Post Construction Payment***	***$ 4,508***
12	***May 2023 Post Construction Payment***	***$ 4,508***
13	***June 2023 Post Construction Payment***	***$ 4,508***
14	***July 2023 Post Construction Payment***	***$ 4,508***
15	***August 2023 Post Construction Payment***	***$ 4,508***
16	***September 2023 Post Construction Payment***	***$ 4,508***
17	***October 2023 Post Construction Payment***	***$ 4,508***
18	***November 2023 Post Construction Payment***	***$ 4,508***
19	***December 2023 Post Construction Payment***	***$ 4,508***
20	***January 2024 Post Construction Payment***	***$ 4,508***
21	***February 2024 Post Construction Payment***	***$ 4,508***
	Total Lease Payments (Inc PC)	$ 1,719,351
	Contingencies:	
	Construction Contingency	$ 66,925
	Owner Contingency	$ 97,087
	TOTAL BASE RENT INCL. PRE-CONSTRUCTION	**$ 1,883,363**

Rio Americano CTE - MANUFACTURING & PRODUCT DEVELOPMENT AMENDMENT #4 - EXHIBIT C LEASE PAYMENT SCHEDULE		
A	B	C
Item No	**Month**	**Lease Payment**
PC	Preconstruction Services	$ 533,022
1	June 2022 Lease Payment	$ 272,140
2	July 2022 Lease Payment	$ 191,911
3	August 2022 Lease Payment	$ 191,914
4	September 2022 Lease Payment	$ 191,914
5	October 2022 Lease Payment	$ 191,914
6	November 2022 Lease Payment	$ 191,914
7	***December 2022 Lease Payment***	***$ 63,971***
8	***January 2023 Lease Payment***	***$ 63,971***
9	***February 2023 Lease Payment***	***$ 63,971***
10	***March 2023 Post Construction Payment***	***$ 6,306***
11	***April 2023 Post Construction Payment***	***$ 6,306***
12	***May 2023 Post Construction Payment***	***$ 6,306***
13	***June 2023 Post Construction Payment***	***$ 6,306***
14	***July 2023 Post Construction Payment***	***$ 6,306***
15	***August 2023 Post Construction Payment***	***$ 6,306***
16	***September 2023 Post Construction Payment***	***$ 6,306***
17	***October 2023 Post Construction Payment***	***$ 6,306***
18	***November 2023 Post Construction Payment***	***$ 6,306***
19	***December 2023 Post Construction Payment***	***$ 6,306***
20	***January 2024 Post Construction Payment***	***$ 6,306***
21	***February 2024 Post Construction Payment***	***$ 6,304***
	Total Lease Payments (Inc PC)	$ 2,032,312
	Contingencies:	
	Construction Contingency	$ 79,999
	Owner Contingency	$ 114,993
	TOTAL BASE RENT INCL. PRE-CONSTRUCTION	**$ 2,227,304**

SAN JUAN UNIFIED SCHOOL DISTRICT
BOARD OF EDUCATION

AGENDA ITEM: G-7

MEETING DATE: 03/14/2023

SUBJECT: Lease Amendment No. 4 Barrett Middle School Modernization Project

DEPARTMENT: Facilities

CHECK ONE:
For Discussion: ☐
For Action: ☒
Report: ☐
Workshop: ☐
Recognition: ☐
Emergency Action: ☐

ACTION REQUESTED:
The superintendent is recommending that the board adopt Resolution No. 4074 approving the fourth amendment to the lease agreement for the Barrett Middle School modernization project No. 004-9495-P1 between San Juan Unified School District and Landmark Modernization Contractors dba Landmark Construction.

RATIONALE/BACKGROUND:
The revision to the lease payment schedule is to reflect the adjustment made to the construction schedule to cover work associated with County requirements.

ATTACHMENT(S):
A: Resolution No. 4074
B: Lease Amendment No. 4

PREVIOUS STAFF/BOARD ACTION:
Superintendent's Cabinet: 03/06/2023

FISCAL IMPACT:
Current Budget: $ N/A
Additional Budget: $ N/A
Funding Source: N/A
(Unrestricted Base, Supplemental, other restricted, etc.)
Current Year Only ☐ On-going ☐

LCAP/STRATEGIC PLAN:
Goal: N/A Focus: N/A
Action: N/A

Strategic Plan: N/A

PREPARED BY: Nicholas Arps, Director, Facilities, Construction & Modernization

APPROVED BY: Frank Camarda, Chief Operations Officer
Melissa Bassanelli, Superintendent of Schools

RESOLUTION NO. 4074

RESOLUTION BY THE SAN JUAN UNIFIED SCHOOL DISTRICT BOARD OF EDUCATION APPROVING LEASE AMENDMENT #4 BARRETT MIDDLE SCHOOL – MODERNIZATION SJUSD PROJECT #004-9495-P1

WHEREAS, section 17406 of the Education Code authorizes school districts, including the San Juan Unified School District ("District"), to use the lease-leaseback procurement process;

WHEREAS, the District Board of Education ("Board") previously approved the award of the Site Lease and Facilities Lease to Landmark Modernization Contractors dba Landmark Construction for this Project per Resolution No. 2977, Facilities Lease Preconstruction Services was in the amount of $183,294.00 per Resolution No. 3037, and Total Base Rent in the amount of $27,7739,907.00 per Resolution No. 3058; and

WHEREAS, Section 4.2 The Terms of the Facilities Lease is amended to reflect current construction schedule and work associated with County road improvements as outlined in Amendment #4; and

WHEREAS, Exhibit C is amended to revise the Lease Payment Schedule;

NOW, THEREFORE, the San Juan Unified School District Board of Education does hereby resolve as follows:

Section 1. The foregoing recitals are hereby adopted as true and correct.

Section 2. The Board approves the revised length of the lease terms as outlined in Amendment #4

Total Base Rent - Preconstruction	$133,294.00
Changes by Prior Amendment #1	$50,000.00
Changes by Prior Amendment #2	$27,556,613.00
Changes by Prior Amendment #3	$0.00
Net Changes by Amendment #4	**$0.00**
Final Total Base Rent	**$27,739,907.00**

Section 3. The Board approves the revised Exhibit C Lease Payment Schedule of the Facilities Lease Agreement as outline in Amendment #4.

The foregoing Resolution was adopted by the San Juan Unified School District Board of Education at a meeting of the Board on March 14th, 2023, by the following vote:

AYES:
NOES:
ABSENT:
ABSTAIN:

_____
Zima Creason, President
San Juan Unified School District
Board of Education

Attest:

_____
Steve Miller, Clerk
San Juan Unified School District
Board of Education

San Juan Unified School District
Facilities Business Department
5320 Hemlock Street, Sacramento, Ca 95841
916 971-7283 / Main number

Attachment B

Facilities Lease Amendment #Amendment #04
BARRETT - MOD
DSA App. 02-118610/Facilities Lease Agreement #006461
SJUSD Project #004-9495-P1 (CW)

Effective **3/14/2023,** the Facilities Lease Agreement **3/15/2021**between the San Juan Unified School District and for the **BARRETT - MOD** is amended as follows:

1. Extend the Exhibit C Lease Payment Schedule for the completion of all punchwork associated with the modernization scope, Bldg C construction and punchlist completion, and County required frontage improvements.
2. Section 4.2 The Term of this Facilities Lease shall be amended to fifty-four (54) months, consisting of the total of the time a) to perform Phase I, Preconstruction Services, estimated to require fifteen (15) months, b) to construct the project estimated to be twenty-seven (27) months including punchlist, and c) to perform a post-construction period of twelve (12) consecutive months, subject to the right of the District not to implement Phase II or to terminate earlier in accordance with this Facilities Lease.
3. Exhibit C Lease Payment Schedule is amended to distribute the November and December 2022 scheduled lease payments across the months of November – August 2023 and start the post-construction in September 2023 – August 2024. (See page 2).

Original Total Base Rent	$133,294.00
Changes by Prior Amendments	$27,606,613.00
Net Change by this Amendment	$0.00
Revised Total Base Rent	$27,739,907.00

In all other respects, the terms and conditions of said Facilities Lease, including the exhibits thereto, remain in full force and effect.

San Juan Unified School District,
A school district organized and existing under the laws of the State of California

By:_____
Nicholas Arps
Title: Director of Facilities, Construction & Modernization

By:_____
Frank Camarda
Title: Chief Operations Officer

Landmark Construction
A California Corporation

By:_____
Ryan Anderson
Title: Project Manager

Federal Tax Identification Number:
68-0485893

Barrett ES MODERNIZATION - Amendment #04
EXHIBIT C LEASE PAYMENT SCHEDULE

A	B	C
Item No	**Month**	**Lease Payment**
PC	Preconstruction Services	$ 183,294.00
1	June 2021 Lease Payment (Revised B&I)	$ 1,904,753.00
2	July 2021 Lease Payment	$ 1,130,430.00
3	August 2021 Lease Payment	$ 1,130,430.00
4	September 2021 Lease Payment	$ 1,130,430.00
5	October 2021 Lease Payment	$ 1,130,430.00
6	November 2021 Lease Payment	$ 1,130,430.00
7	December 2021 Lease Payment	$ 1,130,430.00
8	January 2022 Lease Payment	$ 1,130,430.00
9	February 2022 Lease Payment	$ 1,130,430.00
10	March 2022 Lease Payment	$ 1,130,430.00
11	April 2022 Lease Payment	$ 1,130,430.00
12	May 2022 Lease Payment	$ 1,130,430.00
13	June 2022 Lease Payment	$ 1,130,430.00
14	July 2022 Lease Payment	$ 1,130,430.00
15	August 2022 Lease Payment	$ 1,130,430.00
16	September 2022 Lease Payment	$ 1,130,430.00
17	October 2022 Lease Payment	$ 1,130,430.00
18	***November 2022 Lease Payment***	***$ 226,086.00***
19	***December 2022 Lease Payment***	***$ 226,086.00***
20	***January 2023 Lease Payment***	***$ 226,086.00***
21	***February 2023 Lease Payment***	***$ 226,086.00***
22	***March 2023 Lease Payment***	***$ 226,086.00***
23	***April 2023 Lease Payment***	***$ 226,086.00***
24	***May 2023 Lease Payment***	***$ 226,086.00***
25	***June 2023 Lease Payment***	***$ 226,086.00***
26	***July 2023 Lease Payment***	***$ 226,086.00***
27	***August 2023 Lease Payment***	***$ 226,086.00***
28	***September 2023 Post Construction Payment***	***$ 195,895.00***
29	***October 2023 Post Construction Payment***	***$ 136,919.00***
30	***November 2023 Post Construction Payment***	***$ 136,919.00***
31	***December 2023 Post Construction Payment***	***$ 136,919.00***
32	***January 2024 Post Construction Payment***	***$ 136,919.00***
33	***February 2024 Post Construction Payment***	***$ 136,919.00***
34	***March 2024 Post Construction Payment***	***$ 136,919.00***
35	***April 2024 Post Construction Payment***	***$ 136,919.00***
36	***May 2024 Post Construction Payment***	***$ 136,919.00***
37	***June 2024 Post Construction Payment***	***$ 136,919.00***
38	***July 2024 Post Construction Payment***	***$ 136,919.00***
39	***August 2024 Post Construction Payment***	***$ 136,919.00***
	Total Lease Payments (Inc PC)	$ 24,137,791.00
	Contingencies:	
	Contractor Contingency	$ 1,042,510.00
	District Contingency (Revised for BR & FR reconciliation)	$ 2,559,606.00
	Total Contingencies	$ 3,602,116.00
	TOTAL BASE RENT	**$ 27,739,907.00**

John Barrett MS - CO Work & Summer 2023

ID	Task Mode	Physical % Complet	Task Name	Duration	Start	Finish	Notes
1							
2							
23							
24		**0%**	**Change Order Work**	**34 days**	**Tue 02/21/23**	**Fri 04/07/23**	
25		0%	Install ADA Gate BLDG N - ASI 70	4 days	Tue 02/21/23	Fri 02/24/23	Presidents Week
26		0%	Install Volley Ball & Pickle Ball Court - ASI 63	4 days	Tue 02/21/23	Fri 02/24/23	Presidents Week
27		0%	Install Door Holds BLDG Q - ASI 72	4 days	Tue 02/21/23	Fri 02/24/23	Presidents Week
28		0%	Paint FDC Connections - ASI 76	4 days	Tue 02/21/23	Fri 02/24/23	Presidents Week
29		0%	Paint BLDG Identification Letters - ASI 70	4 days	Tue 02/21/23	Fri 02/24/23	Presidents Week
36		0%	Install Stair Threads BLDG Q	4 days	Tue 02/21/23	Fri 02/24/23	Presidents Week
30							
31		0%	Install New Trash Enclosure - ASI 70	5 days	Mon 04/03/23	Fri 04/07/23	Spring Break
32		0%	In-fill Portion of Planter South BLDG Q - ASI 70	5 days	Mon 04/03/23	Fri 04/07/23	Spring Break
33		0%	Install New Shot Put - ASI 70	5 days	Mon 04/03/23	Fri 04/07/23	Spring Break
34		0%	Install Cages Around Gas & Water Risers - ASI 70	5 days	Mon 04/03/23	Fri 04/07/23	Spring Break
35		0%	Install Flue Extensions DOAS Units - ASI 78	5 days	Mon 04/03/23	Fri 04/07/23	Spring Break
37		0%	Install Projector Screen BLDG Q	5 days	Mon 04/03/23	Fri 04/07/23	Spring Break
38							
39		**0%**	**Summer 2023**	**159 days**	**Tue 02/21/23**	**Sat 09/30/23**	
40							
41		**0%**	**Soccer Fields**	**150 days**	**Mon 03/06/23**	**Sat 09/30/23**	
42		0%	Irrigation Main Lines	8 days	Mon 03/06/23	Wed 03/15/23	
43		0%	Irrigation Branch Lines	15 days	Thu 03/16/23	Wed 04/05/23	
44		0%	Planting & Mulch	7 days	Thu 04/06/23	Fri 04/14/23	
45		0%	Fine Grade Soccer Fields	10 days	Mon 04/17/23	Fri 04/28/23	
46		0%	Seed Soccer Fields	5 days	Mon 05/01/23	Fri 05/05/23	
47		0%	Field Germination	28 days	Sat 05/06/23	Fri 06/02/23	
48		0%	Punchwalk	1 day	Fri 06/02/23	Fri 06/02/23	
49		0%	Complete Punchlist Items	1 day	Fri 06/02/23	Fri 06/02/23	
50		0%	Maintenance	120 days	Sat 06/03/23	Sat 09/30/23	
51		0%	Soccer Fields Acceptance	0 days	Sat 09/30/23	Sat 09/30/23	
52							
53		**0%**	**Off-Site Improvements**	**122 days**	**Tue 02/21/23**	**Wed 08/09/23**	
54		0%	Sac County Preconstruction Meeting	1 day	Tue 02/21/23	Tue 02/21/23	
55		0%	Last Day of School	1 day	Tue 06/06/23	Tue 06/06/23	

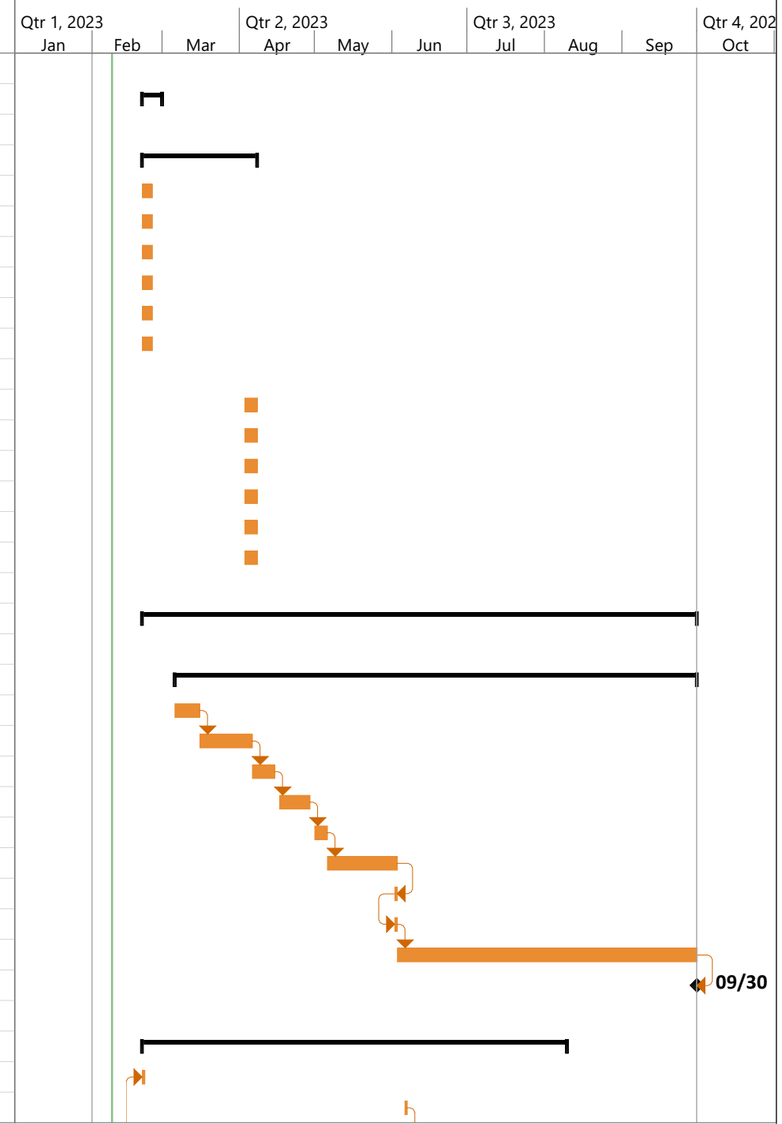

Project: JBMS - Summer 2023
Date: Thu 02/09/23

Task	Project Summary	Manual Task	Start-only	Deadline
Split	Inactive Task	Duration-only	Finish-only	Progress
Milestone	Inactive Milestone	Manual Summary Rollup	External Tasks	Manual Progress
Summary	Inactive Summary	Manual Summary	External Milestone

John Barrett MS - CO Work & Summer 2023

ID	Task Mode	Physical % Complet	Task Name	Duration	Start	Finish	Notes
56		0%	Demo Hardscape	3 days	Wed 06/07/23	Fri 06/09/23	
57		0%	Rough Grade	5 days	Mon 06/12/23	Fri 06/16/23	
58		0%	Rough-in Storm Drain	5 days	Mon 06/19/23	Fri 06/23/23	
59		0%	Rough-in Electrical	5 days	Mon 06/19/23	Fri 06/23/23	
60		0%	Drill & Pour Light Pole Bases	3 days	Mon 06/26/23	Wed 06/28/23	
61		0%	Place AB	5 days	Mon 06/26/23	Fri 06/30/23	
62		0%	Set Light Poles	3 days	Thu 06/29/23	Mon 07/03/23	
63		0%	Drill & Pour Fence Post	5 days	Mon 07/03/23	Fri 07/07/23	
64		0%	Setup & Pour Sidewalk	10 days	Mon 07/10/23	Fri 07/21/23	
65		0%	Install Fencing	5 days	Mon 07/24/23	Fri 07/28/23	
66		0%	Patchback AC	2 days	Mon 07/24/23	Tue 07/25/23	
67		0%	Seal Coat & Striping Parking Lot & Playcourts (Contract Work)	7 days	Mon 07/17/23	Tue 07/25/23	
68		0%	Seal & Strip AC	1 day	Wed 07/26/23	Wed 07/26/23	
69		0%	Punchwalk	1 day	Mon 07/31/23	Mon 07/31/23	
70		0%	Complete Punchlist Items	8 days	Mon 07/31/23	Wed 08/09/23	
71		0%	Off-Site Improvements Completion	0 days	Wed 08/09/23	Wed 08/09/23	

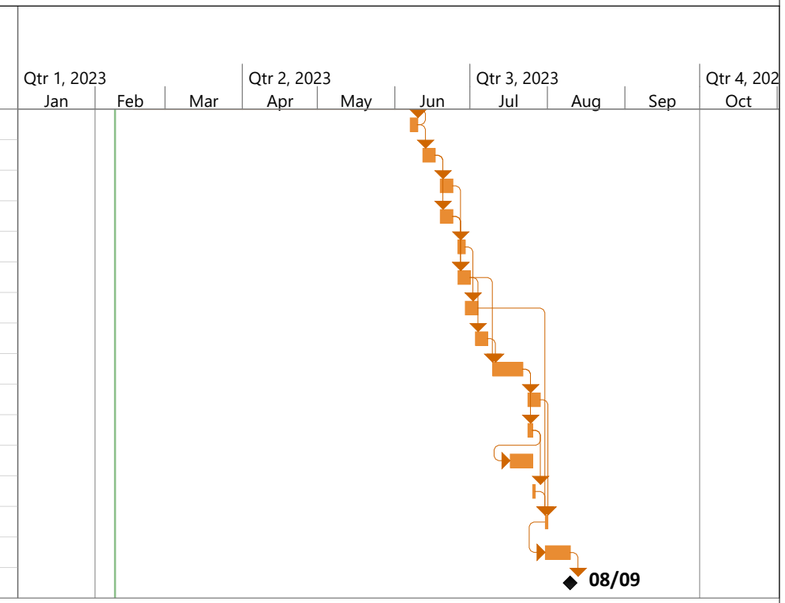

Project: JBMS - Summer 2023
Date: Thu 02/09/23

Task	Project Summary	Manual Task	Start-only	Deadline			
Split	Inactive Task	Duration-only	Finish-only	Progress			
Milestone	Inactive Milestone	Manual Summary Rollup	External Tasks	Manual Progress			
Summary	Inactive Summary	Manual Summary	External Milestone				

SAN JUAN UNIFIED SCHOOL DISTRICT
BOARD OF EDUCATION

AGENDA ITEM: G-8

MEETING DATE: 03/14/2023

SUBJECT: Lease Amendment No. 5 Barrett Middle School New Construction Project

DEPARTMENT: Facilities

CHECK ONE:
For Discussion: ☐
For Action: ☒
Report: ☐
Workshop: ☐
Recognition: ☐
Emergency Action: ☐

ACTION REQUESTED:
The superintendent is recommending that the board adopt Resolution No. 4075 approving the fifth amendment to the lease agreement for the Barrett Middle School new construction project No. 004-9512-P1 between San Juan Unified School District and Landmark Modernization Contractors dba Landmark Construction.

RATIONALE/BACKGROUND:
The revision to the lease payment schedule is to reflect the adjustment made to the construction schedule to cover work associated with County requirements.

ATTACHMENT(S):
A: Resolution No. 4075
B: Lease Amendment No. 5

PREVIOUS STAFF/BOARD ACTION:
Superintendent's Cabinet: 03/06/2023

FISCAL IMPACT:
Current Budget: $ N/A
Additional Budget: $ N/A
Funding Source: N/A
(Unrestricted Base, Supplemental, other restricted, etc.)
Current Year Only ☐ On-going ☐

LCAP/STRATEGIC PLAN:
Goal: N/A Focus: N/A
Action: N/A

Strategic Plan: N/A

PREPARED BY: Nicholas Arps, Director, Facilities, Construction & Modernization

APPROVED BY: Frank Camarda, Chief Operations Officer
Melissa Bassanelli, Superintendent of Schools

RESOLUTION NO. 4075

RESOLUTION BY THE SAN JUAN UNIFIED SCHOOL DISTRICT BOARD OF EDUCATION APPROVING LEASE AMENDMENT #5 BARRETT MIDDLE SCHOOL – NEW CONSTRUCTION SJUSD PROJECT #004-9512-P1

WHEREAS, section 17406 of the Education Code authorizes school districts, including the San Juan Unified School District ("District"), to use the lease-leaseback procurement process;

WHEREAS, the District Board of Education ("Board") previously approved the award of the Site Lease and Facilities Lease to Landmark Modernization Contractors dba Landmark Construction for this Project per Resolution No. 2978, Facilities Lease Preconstruction Services was amended to the amount of $398,331.00 and Total Base Rent in the amount of $27,796,165.00 per Resolution No. 3057; and

WHEREAS, Section 4.2 The Terms of the Facilities Lease is amended to reflect current construction schedule and work associated with County road improvements as outlined in Amendment #5; and

WHEREAS, Exhibit C is amended to revise the Lease Payment Schedule; and

NOW, THEREFORE, the San Juan Unified School District Board of Education does hereby resolve as follows:

Section 1. The foregoing recitals are hereby adopted as true and correct.

Section 2. The Board approves the revised length of the lease terms as outlined in Amendment #5

Total Base Rent - Preconstruction	$100,632.00
Changes by Prior Amendment #1	$398,331.00
Changes by Prior Amendment #2	$27,296,202.00
Changes by Prior Amendment #3	$0.00
Changes by Prior Amendment #4	$0.00
Net Changes by Amendment #5	**$0.00**
Final Total Base Rent	**$27,796,165.00**

Section 3. The Board approves the revised Exhibit C Lease Payment Schedule of the Facilities Lease Agreement as outline in Amendment #5.

The foregoing Resolution was adopted by the San Juan Unified School District Board of Education at a meeting of the Board on March 14th, 2023, by the following vote:

AYES:
NOES:
ABSENT:
ABSTAIN:

_____
Zima Creason, President
San Juan Unified School District
Board of Education

Attest:

_____
Steve Miller, Clerk
San Juan Unified School District
Board of Education

San Juan Unified School District
Facilities Business Department
5320 Hemlock Street, Sacramento, Ca 95841
916 971-7283 / Main number

Facilities Lease Amendment #Amendment #05
BARRETT - New Construction
DSA App. 02-118610/Facilities Lease Agreement #006460
SJUSD Project #004-9512-P1 (CW)

Effective **3/14/2023,** the Facilities Lease Agreement **3/15/2021**between the San Juan Unified School District and for the **BARRETT - New Construction** is amended as follows:

1. Extend the Exhibit C Lease Payment Schedule for the completion of punchwork associated with Bldg Q and Bldg R and the soccer field construction and punchlist.
2. Section 4.2 The Term of this Facilities Lease shall be amended to fifty-six (56) months, consisting of the total of the time a) to perform Phase I, Preconstruction Services, estimated to require fifteen (15) months, b) to construct the project estimated to be twenty-nine (29) months including punchlist, and c) to perform a post-construction period of twelve (12) consecutive months, subject to the right of the District not to implement Phase II or to terminate earlier in accordance with this Facilities Lease.
3. Exhibit C Lease Payment Schedule is amended to distribute the November and December 2022 scheduled lease payments across the months of November – October 2023 and start the post-construction in November 2023 – October 2024. (See page 2).

Original Total Base Rent	$101,632.00
Changes by Prior Amendments	$27,694,533.00
Net Change by this Amendment	$0.00
Revised Total Base Rent	$27,796,165.00

In all other respects, the terms and conditions of said Facilities Lease, including the exhibits thereto, remain in full force and effect.

San Juan Unified School District,
A school district organized and existing under the laws of the State of California

By:_____
Nicholas Arps
Title: Director of Facilities, Construction & Modernization

By:_____
Frank Camarda
Title: Chief Operations Officer

Landmark Construction
A California Corporation

By:_____
Ryan Anderson
Title: Project Manager

Federal Tax Identification Number:
68-0485893

Barrett ES NEW CONSTRUCTION - Amendment #05 **EXHIBIT C LEASE PAYMENT SCHEDULE**		
A	B	C
Item No	**Month**	**Lease Payment**
PC	Preconstruction Services	$ 101,632.00
1	June 2021 Lease Payment (Revised B&I)	$ 2,308,136.00
2	July 2021 Lease Payment (Remove SM & FR overages)	$ 1,763,175.00
3	August 2021 Lease Payment	$ 1,763,175.00
4	September 2021 Lease Payment	$ 1,763,175.00
5	October 2021 Lease Payment	$ 1,763,175.00
6	November 2021 Lease Payment	$ 1,763,175.00
7	December 2021 Lease Payment	$ 1,763,175.00
8	January 2022 Lease Payment	$ 1,763,175.00
9	February 2022 Lease Payment	$ 1,763,175.00
10	March 2022 Lease Payment	$ 1,763,175.00
11	April 2022 Lease Payment	$ 1,763,175.00
12	May 2022 Lease Payment	$ 1,763,175.00
13	June 2022 Lease Payment	$ 251,883.00
14	July 2022 Lease Payment	$ 251,882.00
15	August 2022 Lease Payment	$ 251,882.00
16	September 2022 Lease Payment	$ 251,882.00
17	October 2022 Lease Payment	$ 251,882.00
18	***November 2022 Lease Payment***	***$ 41,981.00***
19	***December 2022 Lease Payment***	***$ 41,981.00***
20	***January 2023 Lease Payment***	***$ 41,981.00***
21	***February 2023 Lease Payment***	***$ 41,981.00***
22	***March 2023 Lease Payment***	***$ 41,980.00***
23	***April 2023 Lease Payment***	***$ 41,980.00***
24	***May 2023 Lease Payment***	***$ 41,980.00***
25	***June 2023 Lease Payment***	***$ 41,980.00***
26	***July 2023 Lease Payment***	***$ 41,980.00***
27	***August 2023 Lease Payment***	***$ 41,980.00***
28	***September 2023 Lease Payment***	***$ 41,980.00***
29	***October 2023 Lease Payment***	***$ 41,980.00***
30	***November 2023 Post Construction Payment***	***$ 164,346.00***
31	***December 2023 Post Construction Payment***	***$ 146,118.00***
32	***January 2024 Post Construction Payment***	***$ 146,118.00***
33	***February 2024 Post Construction Payment***	***$ 146,118.00***
34	***March 2024 Post Construction Payment***	***$ 146,118.00***
35	***April 2024 Post Construction Payment***	***$ 146,118.00***
36	***May 2024 Post Construction Payment***	***$ 146,118.00***
37	***June 2024 Post Construction Payment***	***$ 146,118.00***
38	***July 2024 Post Construction Payment***	***$ 146,118.00***
39	***August 2024 Post Construction Payment***	***$ 146,118.00***
40	***September 2024 Post Construction Payment***	***$ 146,118.00***
41	***October 2024 Post Construction Payment***	***$ 146,118.00***
	Total Lease Payments (Inc PC)	$ 25,339,512.00
	Contingencies:	
	Contractor Contingency	$ 688,929.00
	District Contingency (Incl BR, SM, & FR overage)	$ 1,767,724.00
	Total Contingencies	$ 2,456,653.00
	TOTAL BASE RENT	**$ 27,796,165.00**

John Barrett MS - CO Work & Summer 2023

ID	Task Mode	Physical % Complet	Task Name	Duration	Start	Finish	Notes
1							
2							
23							
24		**0%**	**Change Order Work**	**34 days**	**Tue 02/21/23**	**Fri 04/07/23**	
25		0%	Install ADA Gate BLDG N - ASI 70	4 days	Tue 02/21/23	Fri 02/24/23	Presidents Week
26		0%	Install Volley Ball & Pickle Ball Court - ASI 63	4 days	Tue 02/21/23	Fri 02/24/23	Presidents Week
27		0%	Install Door Holds BLDG Q - ASI 72	4 days	Tue 02/21/23	Fri 02/24/23	Presidents Week
28		0%	Paint FDC Connections - ASI 76	4 days	Tue 02/21/23	Fri 02/24/23	Presidents Week
29		0%	Paint BLDG Identification Letters - ASI 70	4 days	Tue 02/21/23	Fri 02/24/23	Presidents Week
36		0%	Install Stair Threads BLDG Q	4 days	Tue 02/21/23	Fri 02/24/23	Presidents Week
30							
31		0%	Install New Trash Enclosure - ASI 70	5 days	Mon 04/03/23	Fri 04/07/23	Spring Break
32		0%	In-fill Portion of Planter South BLDG Q - ASI 70	5 days	Mon 04/03/23	Fri 04/07/23	Spring Break
33		0%	Install New Shot Put - ASI 70	5 days	Mon 04/03/23	Fri 04/07/23	Spring Break
34		0%	Install Cages Around Gas & Water Risers - ASI 70	5 days	Mon 04/03/23	Fri 04/07/23	Spring Break
35		0%	Install Flue Extensions DOAS Units - ASI 78	5 days	Mon 04/03/23	Fri 04/07/23	Spring Break
37		0%	Install Projector Screen BLDG Q	5 days	Mon 04/03/23	Fri 04/07/23	Spring Break
38							
39		**0%**	**Summer 2023**	**159 days**	**Tue 02/21/23**	**Sat 09/30/23**	
40							
41		**0%**	**Soccer Fields**	**150 days**	**Mon 03/06/23**	**Sat 09/30/23**	
42		0%	Irrigation Main Lines	8 days	Mon 03/06/23	Wed 03/15/23	
43		0%	Irrigation Branch Lines	15 days	Thu 03/16/23	Wed 04/05/23	
44		0%	Planting & Mulch	7 days	Thu 04/06/23	Fri 04/14/23	
45		0%	Fine Grade Soccer Fields	10 days	Mon 04/17/23	Fri 04/28/23	
46		0%	Seed Soccer Fields	5 days	Mon 05/01/23	Fri 05/05/23	
47		0%	Field Germination	28 days	Sat 05/06/23	Fri 06/02/23	
48		0%	Punchwalk	1 day	Fri 06/02/23	Fri 06/02/23	
49		0%	Complete Punchlist Items	1 day	Fri 06/02/23	Fri 06/02/23	
50		0%	Maintenance	120 days	Sat 06/03/23	Sat 09/30/23	
51		0%	Soccer Fields Acceptance	0 days	Sat 09/30/23	Sat 09/30/23	
52							
53		**0%**	**Off-Site Improvements**	**122 days**	**Tue 02/21/23**	**Wed 08/09/23**	
54		0%	Sac County Preconstruction Meeting	1 day	Tue 02/21/23	Tue 02/21/23	
55		0%	Last Day of School	1 day	Tue 06/06/23	Tue 06/06/23	

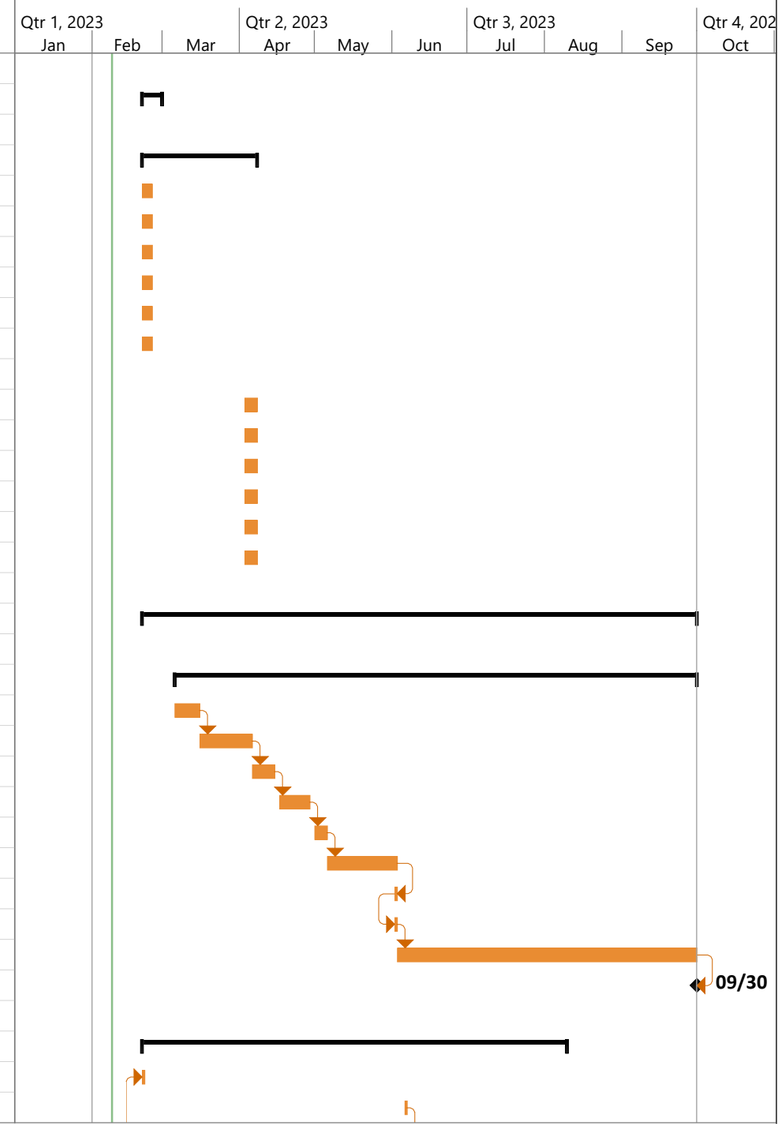

Project: JBMS - Summer 2023
Date: Thu 02/09/23

Task	Project Summary	Manual Task	Start-only	Deadline	
Split	Inactive Task	Duration-only	Finish-only	Progress	
Milestone	Inactive Milestone	Manual Summary Rollup	External Tasks	Manual Progress	
Summary	Inactive Summary	Manual Summary	External Milestone		

John Barrett MS - CO Work & Summer 2023

ID	Task Mode	Physical % Complet	Task Name	Duration	Start	Finish	Notes
56		0%	Demo Hardscape	3 days	Wed 06/07/23	Fri 06/09/23	
57		0%	Rough Grade	5 days	Mon 06/12/23	Fri 06/16/23	
58		0%	Rough-in Storm Drain	5 days	Mon 06/19/23	Fri 06/23/23	
59		0%	Rough-in Electrical	5 days	Mon 06/19/23	Fri 06/23/23	
60		0%	Drill & Pour Light Pole Bases	3 days	Mon 06/26/23	Wed 06/28/23	
61		0%	Place AB	5 days	Mon 06/26/23	Fri 06/30/23	
62		0%	Set Light Poles	3 days	Thu 06/29/23	Mon 07/03/23	
63		0%	Drill & Pour Fence Post	5 days	Mon 07/03/23	Fri 07/07/23	
64		0%	Setup & Pour Sidewalk	10 days	Mon 07/10/23	Fri 07/21/23	
65		0%	Install Fencing	5 days	Mon 07/24/23	Fri 07/28/23	
66		0%	Patchback AC	2 days	Mon 07/24/23	Tue 07/25/23	
67		0%	Seal Coat & Striping Parking Lot & Playcourts (Contract Work)	7 days	Mon 07/17/23	Tue 07/25/23	
68		0%	Seal & Strip AC	1 day	Wed 07/26/23	Wed 07/26/23	
69		0%	Punchwalk	1 day	Mon 07/31/23	Mon 07/31/23	
70		0%	Complete Punchlist Items	8 days	Mon 07/31/23	Wed 08/09/23	
71		0%	Off-Site Improvements Completion	0 days	Wed 08/09/23	Wed 08/09/23	

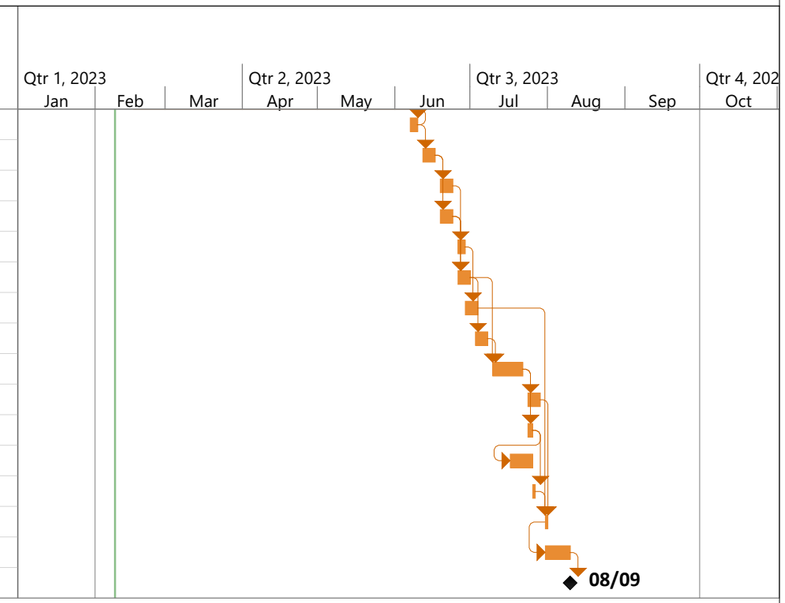

Project: JBMS - Summer 2023
Date: Thu 02/09/23

Task	Project Summary	Manual Task	Start-only	Deadline			
Split	Inactive Task	Duration-only	Finish-only	Progress			
Milestone	Inactive Milestone	Manual Summary Rollup	External Tasks	Manual Progress			
Summary	Inactive Summary	Manual Summary	External Milestone				

SAN JUAN UNIFIED SCHOOL DISTRICT
BOARD OF EDUCATION

AGENDA ITEM: I-1

MEETING DATE: 03/14/2023

SUBJECT: San Juan Youth Voice Advocates (SJYVA)

CHECK ONE:
For Discussion: ☐
For Action: ☐
Report: ☒
Workshop: ☐
Recognition: ☐
Emergency Action: ☐

DEPARTMENT: Division of Teaching and Learning

ACTION REQUESTED:
The superintendent is recommending that the board receive a report from the Division of Teaching and Learning regarding the ongoing work of the San Juan Youth Voice Advocates program.

RATIONALE/BACKGROUND:
The purpose of this report is to update the board on the San Juan Youth Voice Advocates student leadership program. This will include an overview of the program and its partnerships, as well as its reach in the 2022-23 school year. Three Youth Voice Advocates will provide an overview of the qualitative data collected through listening sessions and outline their recommendations for action items based on their districtwide findings. They will also share personal impact statements regarding their experiences in the San Juan Youth Voice Advocates student leadership program.

ATTACHMENT(S):
A: Presentation

BOARD COMMITTEE ACTION/COMMENT:
N/A

PREVIOUS STAFF/BOARD ACTION:
Superintendent's Cabinet: 03/06/2023

FISCAL IMPACT:
Current Budget: $ 420,000
Additional Budget: $ 75,000
Funding Source: Learning Communities for School Success Program (LCSSP) Grant, Expanded Learning Opportunities Program (ELO—P) 3.12
Current Year Only ☐ On-going ☒

LCAP/STRATEGIC PLAN:
Goal: 1 Focus: 4
Action: N/A
Strategic Plan: N/A

PREPARED BY: Christina Sparks, Coordinator, Special Programs and Grants
Dominic Covello, Director, Student Support Services

APPROVED BY: Debra Calvin, Ed.D., Associate Superintendent, Educational Services DC
Melissa Bassanelli, Superintendent of Schools MB

Christina Sparks, Coordinator
Special Programs & Grants,
Student Support Services

Students:
Fatema Adel, Rio Americano
Amiya Farias, Casa Roble
Evan Yuan, Mira Loma

San Juan Unified School District
Board of Education
March 14, 2023

1

Background and Partnerships

California Department of Education (CDE): Learning Communities for School Success Program (LCSSP) Grant

Community Partner: Innovation Bridge

District Collaboration: Student Support Services and Department of Continuous Improvement and Local Control and Accountability Plan (LCAP)

2

Program Overview

The San Juan Youth Voice Advocates (SJYVA) are a team of high school students who elevate student voice in San Juan Unified by engaging students in listening sessions to help inform the district's LCAP.

We are 23 youth voice advocates, including 6 peer mentors, with members from 10 high schools.

SAN JUAN YOUTH VOICE ADVOCATES

3

San Juan Unified School District

What are Listening Sessions?

- A safe space to share thoughts, opinions, and ideas
- An opportunity to hear what others think
- A community-building experience



SAN JUAN YOUTH VOICE ADVOCATES

4

San Juan Unified School District

Our Reach in 2022-23



- **31 Listening sessions** (15 in 2021-22)
- 10 high schools, 9 middle schools, 4 K-8s, 7 elementary schools and 1 combined middle school Black Student Union session
- **538 students** in grades 3rd-12th (153 in 2021-22)
- LCAP and district priority population groups include: 129 African American youth, 117 Hispanic youth, 104 English Learners, 10 Foster youth, 77 Low-Income youth, 34 Homeless youth

5

Identified Themes Districtwide

A variety of engaging, interactive, hands-on lessons and activities helps students learn.

Bullying, racism, and harassment prevent students from feeling safe.

Students want staff to take more action on serious issues.

Students feel overworked and overwhelmed which leads to stress and anxiety.

Students want <u>more</u> opportunities to explore future pathways earlier in their education.

Increased awareness is needed for various school, district, and community resources.

6

Our Recommendations

- Invest in programs or activities that engage students and provide interactive experiences.
- Provide staff with training, resources, and support for addressing and interrupting behaviors that prevent students from learning and feeling safe.
- Invest in assemblies, speakers, and materials that address bullying, racism, and harassment. Invest in professional development for staff.
- Increase the presence of Safe Schools officers and campus monitors.
- Foster a culture of learning and exploration, rather than a focus on grades. Provide more individual support for learning.
- Identify ways to increase awareness of school, district, and community resources.

SAN JUAN YOUTH VOICE ADVOCATES

7

San Juan Unified School District

Personal Impact



Amiya

Fatema





Evan

SAN JUAN YOUTH VOICE ADVOCATES

8

San Juan Unified School District

Next Steps:



- Districtwide report of themes by grade level
- Pre/Post participant survey results
- Monthly SJYVA meetings through May
- Outreach and advertisement of SJYVA program for 2023-24

9

Thank you, San Juan Youth Voice Advocates, supporters and partners!

Dominic Covello, Director, Student Support Services

Gian Tornatore, Director, Continuous Improvement and LCAP

Laura Mulder, LCAP Analyst

Lesley Leatherwood, Parent and Family Support Ambassador

The Innovation Bridge team – Bel Reyes, Brit Irby,

Vanessa Reyes, and Dr. Mark Carnero

thank you

10

SAN JUAN UNIFIED SCHOOL DISTRICT
BOARD OF EDUCATION

AGENDA ITEM: I-2

MEETING DATE: 03/14/2023

SUBJECT: Nutrition Services Update

CHECK ONE:
For Discussion: ☐
For Action: ☐
Report: ☒
Workshop: ☐
Recognition: ☐
Emergency Action: ☐

DEPARTMENT: Nutrition Services

ACTION REQUESTED:
The superintendent is recommending that the board hear a presentation from Nutrition Services exhibiting the department's most recent and notable updates.

RATIONALE/BACKGROUND:
The National School Lunch Program (NSLP) is a federally assisted meal program that provides nutritionally balanced, low-cost, or no-cost lunches to children each school day. The program was established under the Richard B. Russell National School Lunch Act, signed into law by President Harry Truman in 1946. In addition to financial assistance, the program provides donated commodity foods to help reduce lunch program costs. The United States Department of Agriculture (USDA) is responsible for overseeing the program nationally. In California, the program is administered by the California Department of Education (CDE), Nutrition Services Division.
Meals served must meet the Federal Meal Pattern Requirements and records kept.
Some of the records that must be kept are:

- Meal production records and inventory records that document the amounts and types of food used.
- The number of meals served each day, by site and by category where applicable (free, reduced price, and full price).
- Applications submitted by families for free and reduced-price meals, by site for a non- CEP site, and a description of the follow-up actions taken to verify eligibility.
- Records of income, expenditures, and contributions received.

On July 9, 2021, Assembly Bill (AB) 130, Chapter 44, Statutes of 2021, Education finance: education omnibus budget trailer bill was signed into law by Governor Newsom. Beginning in SY 2022–23, AB 130 establishes a California Universal Meals Program with changes to the state meal mandate.

The presentation from Nutrition Services will go over the department's most recent updates on funding, program requirements, meal counts, the Universal Meals Program, etc.

ATTACHMENT(S):
A: PowerPoint Presentation

PREVIOUS STAFF/BOARD ACTION:
Superintendent's Cabinet: 03/06/2023

FISCAL IMPACT:
Current Budget: $ N/A
Additional Budget: $ N/A
Funding Source: N/A
(Unrestricted Base, Supplemental, other restricted, etc.)
Current Year Only ☐ On-going ☐

LCAP/STRATEGIC PLAN:
Goal: N/A Focus: N/A
Action: N/A

Strategic Plan: N/A

PREPARED BY: Sneh Nair, Director, Nutrition Services SN

APPROVED BY: Frank Camarda, Chief Operations Officer
Melissa Bassanelli, Superintendent of Schools

San Juan Unified School District
Nutrition Services Update 2018-2023



1

Nutrition Services

- Administer the USDA's National School Lunch Program and School Breakfast Program at all schools
- Breakfast selected by student must have the number of food items required and include at least one fruit
- Lunch selected by student must have the number of food components required and include at least one fruit or vegetable
- Meals offered must follow meal patterns established by USDA and meet weekly dietary specifications for calories (minimum levels) in whole grains, milk, saturated fats, sodium, and zero grams of trans fats per serving



2

2

Nutrition Services
Assembly Bill (AB)130 – CA Universal Meals

Three key pillars established to ensure that the program is a success

Pillar No. One:

California's State Meal Mandate (EC) 49501.5 expanded to provide two meals free of charge (breakfast and lunch) during each school day to students requesting a meal, regardless of their free or reduced-price meal eligibility

Advantage:

- Provides equity for all enrolled students
- Reduces food insecurity and strain on family budgets
- No unpaid meal debt
- End stigma of free and reduced eligibility
- Assisting students in their learning focus



3

3

Nutrition Services
Assembly Bill (AB)130 – CA Universal Meals

Pillar No. Two:

- High poverty schools are required to participate in a federal provision (EC 49564.3) such as the Community Eligibility Provision (CEP) or Provision number two.
- High poverty is if 40 % of enrolled students are determined eligible for free or reduced-price school meals through direct certification, or identification as homeless, migrant, foster, or runaway.
- Starting 2022-23 school year, 46 schools were grouped into one Community Eligibility Provision (CEP) group for a 51.02% Identified Student Percentage.

Advantage:

- Maximize federal reimbursement monies
- No Free and Reduced Price Meal (FRPM) applications need to be completed by families at CEP schools



4

4

Nutrition Services

Assembly Bill (AB)130 – CA Universal Meals

Pillar No.Three:

- The California State Legislature allocates funds to provide additional state meal reimbursement to cover the cost of the Universal Meals Program.
- Nutrition Services continues an effort to collect Federal Meal Application from non-CEP schools and the state allocates funds to reimburse Nutrition Services for all nonreimbursed expenses.

Advantage:

- Program receives full reimbursement dollars for both breakfast and lunch meals claimed



5

5

Nutrition Services

Total Meal Counts (includes charter schools meals provided)

2021-22 meal counts compared with 2018-19 meal counts

Meal Counts	2018-19	2019-20	2020-21	2021-22
Breakfast	1,119,037	1,057,649*	823,551	1,151,775
Lunch	2,929,050	2,328,394 *	838,509	3,215,453
Summer Meals	32,313	*Included above*	*Included above*	*Included above*
Vended Meals	545,467	410,381	44,156	479,727
Total Meals	4,625,867	3,796,424	1,706,216	4,846,955
Change from Prior Year		-18%	-55%	5%

Note: 2021-22 change from prior year compared with 2018-19 meal counts
2019-20 Seamless Summer Option: March 2020 - June 2020*
National School Breakfast Program, National School Lunch Program: August 2019 - March 2020*
Seamless Summer Option: March 2020 - June 2020*



6

6

Nutrition Services
Revenue

Program Revenue	2018-19	2019-20*	2020-21**	2021-22
Federal	$ 10,392,472	$ 8,931,179	$ 5,226,442	$ 18,192,222
State	$ 792,756	$ 703,312	$ 487,212	$ 1,187,257
Local	$ 2,724,151	$ 2,048,231	$ 17,310	$ 22,493
Non Program Revenue	$ 1,617,088	$ 1,262,515	$ 93,285	$ 1,280,459
USDA Commodity	$ 987,477	$ 907,818	$ 744,548	$ 1,058,929
Other Additional Funding	*	$ 57,562	$ 109,000	-
General Funds/COVID-19 Funds	$ 163,772	$ 2,228,573	$ 3,549,953	$ 359,702
Total Revenue	$ 16,677,715	$ 16,139,190	$ 10,227,750	$ 22,101,061
Change from Prior Year	-	-3%	-37%	33%
Total Expenses	$ 15,158,364	$ 14,433,619	$ 10,727,962	$ 16,729,514
Change from Prior Year	-	-5%	-26%	10%
Expenses Over Revnue	91%	89%	105%	76%

**COVID-19 interruptions 03/16-06/08*
***COVID-19interruptions all year*



7

7

Nutrition Services
2019-2020 In Review

2019-20

- COVID Pandemic – curbside meals distributed from 27 schools
- Nutrition Services staff willingly worked tirelessly every day to package and distribute meals
- Menus changed; supplies disrupted
- Summer Meal distribution continued at 14 schools

Nutrition Services followed USDA waivers for non-congregate feeding, meal pattern, mealtime flexibilities and all other related and approved waivers

Advantages

- Nutrition Services workers performed essential services to our students and families, so students did not go hungry
- Other district departments very willingly assisted in service of meals

Challenges

- Staffing shortages, COVID-19
- Food and food supplies availability and costs
- Uncertainty



8

8

Nutrition Services
2020-2021 In Review

2020-21

- January 2021 - included weekend meals, USDA continued with COVID-19 waivers through the 2020-2021 school year
- Hybrid learning - meals were served in a “grab and go” style, and packaged together in a “t-shirt” bag at the end of as students exited campus

Advantages

- USDA waivers allowed us to feed all students at no charge, amongst other program operation flexibilities
- Nutrition Services staff continued to provide essential services
- Employees flexible to working at sites where and when needed, and additional time

Challenges

- Food supply chains hugely disrupted
- Food and supplies cost increase
- Staffing shortages – resignation, retirement, inability to hire COVID-19



9

9







10

10

Nutrition Services - Meals Review

- Cycled menus followed at all grade levels - three-week cycle, between 3-4 months (two-week cycle during pandemic)
- Entrée options from September 2019 - two entrée options (meat or non-meat) added to daily lunch menu at all elementary schools
- Middle Schools and High Schools continue with variety of menu options
- Produce options – fresh, canned or 100% juice; fruits and vegetables offered daily
- Milk options: 1% white or non-fat chocolate milk, offered daily

Advantages

- Offer versus serve meal service model is followed
- Family menus indicate if a product contains beef, is a vegetarian or vegan option

Challenges

- Food supply chains disrupted – changes have had to made to menu options
- Manufacturers discontinued making products – menu changes made and alternatives sought

Goal

- Continue to source and acquire items to cater for diverse student population



11

11

Nutrition Services Other Funding

- **Gen Youth, in partnership with the California Milk Advisory Board and the Albertsons Companies Foundation - COVID-19 Emergency School Nutrition Funding Grant 2020 - $69,000**
  Used for supplies and equipment costs (23 sites) associated with providing meals to students during the pandemic school closures

- **No Kid Hungry - May 2021 - $40,000**
  Used for purchase of cold storage equipment and bagging machines at 13 schools

- **Federal Emergency Operational Costs Reimbursement due to COVID-19 -$966,974.09**
  Balance to be used for kitchens, warehouse equipment and vehicles.

- **KIT Funds - February 2022 - $76,252**
  $76,252 for training and $25,000 for kitchen infrastructure

- **Supply Chain Assistance Funds - August 2022 - $951,201.82**
  To be used for non processed or minimally processed food purchases



12

12

Nutrition Services Moving Forward: 2022-23

Successes

- CA Universal Meals – equity for all students, helps in learning processes, helps family budgets
- Menus: focus on cultural flavor profiles and plant-based options
- Work with Human Resources on hiring events
- Re-establish nutrition education through "Harvest of the Month" program at elementary schools
- Continue focusing on reduction of food waste (SB 1383)
- Focus on implementing freshly prepared meals on campus

Challenges

- Labor shortage – inability to hire and retain
- Supply Chain – continued unavailability/reduced availability of food and supplies
- Food and supplies cost continue to rise
- Feeding more students within same length of service times
- Low numbers of Federal meal applications collected from non-CEP schools



13

13

Nutrition Services Central Warehouse

Approx. daily inventory total

$757,000



Warehouse floor - one section

Approx. daily delivered to all sites

$40,000- $50,000



Freezer - one section



14

14

Nutrition Services Moving Forward: 2022-23

Transitional Standards for Milk, Sodium and Whole Grains for 2022-23 and 2023-24

- USDA still working to develop long-term nutrition standards
- Based on newest Dietary Guidelines for Americans

Milk

- Only 1% milk (unflavored only) or nonfat (flavored or unflavored) is allowed when sold to students on campus (California Education Code, Section 49431.5)

Sodium

- Target No. 1 for 2022-23
- Sodium interim target 1A = 2023-24 lunch limits will decrease by 10%

Whole Grains

- At least 80% of grains served must be whole grain rich (contain 50% or more whole grains)
- Remaining grains must be enriched



15

15

Thank you!

Questions/Comments?

EDUCATE • INSPIRE • SUCCEED • CONTRIBUTE
San Juan Unified School District



16

16

SAN JUAN UNIFIED SCHOOL DISTRICT
BOARD OF EDUCATION

AGENDA ITEM: I-3

MEETING DATE: 03/14/2023

SUBJECT: Budget Financial Status Report
2022-2023 Second Interim Report

DEPARTMENT: Fiscal Services

CHECK ONE:
For Discussion: ☐
For Action: ☒
Report: ☐
Workshop: ☐
Recognition: ☐
Emergency Action: ☐

ACTION REQUESTED:
The superintendent is recommending that the board review and approve the 2022-2023 Second Interim Report and the Budget Revision reflecting projected-year budget totals.

RATIONALE/BACKGROUND:
The San Juan Unified School District is certifying the 2022-2023 Second Interim Financial Report as **positive**, with the understanding of the fiduciary responsibility to maintain fiscal solvency for the current and subsequent two fiscal years.

The Second Interim Report reflects actual revenue and expenditures through January 31, 2023, forecasts the remainder of the 2022-2023 fiscal year and provides a multiyear budget projection for 2023-2024 and 2024-2025.

Revenue assumptions used in the multiyear projections are based on projections from the School Services of California. Percent changes to the LCFF formula is zero percent in the current year and estimated to be 8.13% in 2023-2024 and 3.54% in 2024-2025.

ATTACHMENT(S):
A: Second Interim Budget Book, Executive Summary PowerPoint

BOARD COMMITTEE ACTION/COMMENT:
N/A

PREVIOUS STAFF/BOARD ACTION:
Budget Adoption: 06/14/2022
Unaudited Actuals and 2022-2023 Budget Revisions: 09/13/2022
First Interim Report: 12/13/2022
Superintendent's Cabinet: 03/06/2023

FISCAL IMPACT:
Current Budget: $ N/A
Additional Budget: $ N/A
Funding Source: N/A
(Unrestricted Base, Supplemental, other restricted, etc.)
Current Year Only ☐ Ongoing ☐

LCAP/STRATEGIC PLAN:
Goal: N/A Focus: N/A
Action: N/A

Strategic Plan: N/A

PREPARED BY: Kristi Blandford, Director, Fiscal Services
Jennifer Stahlheber, Chief Financial Officer

APPROVED BY: Melissa Bassanelli, Superintendent of Schools

San Juan Unified School District

2022-23 SECOND INTERIM REPORT

WITH MULTI-YEAR PROJECTIONS
POSITIVE CERTIFICATION

Presented to the Board of Education
March 14, 2023





3738 Walnut Avenue
Carmichael, CA 95608
www.sanjuan.edu

SAN JUAN UNIFIED SCHOOL DISTRICT

2022-23 Second Interim

TABLE OF CONTENTS

Board of Education and Administration 4
Overview and Introduction 5
General Fund .....
General Fund Revenues 7
General Fund Expenditures 8
All Funds Summary 9
Multi-Year Projections 10
SACS Financial Detail .....
FORM
CI Interim Certification 11
01 General Fund/County School Service Fund 13
08 Student Activity – Special Revenue Fund 38
09 Charter Schools Special Revenue Fund 43
10 Special Education Pass-Through Fund 50
11 Adult Education Fund 54
12 Child Development Fund 60
13 Cafeteria Special Revenue Fund 65
14 Deferred Maintenance Fund 70
21 Building Fund 75
25 Capital Facilities Fund 81
35 County Schools Facilities Fund 86
51 Bond Interest and Redemption Fund 91
67 Self-Insurance Fund 95
AI Average Daily Attendance 100
CASH Cashflow Worksheet 104
ICR Indirect Cost Rate Worksheet 110
ESMOE Every Student Succeeds Act Maintenance of Effort 108
MYPI Multiyear Projections – General Fund 115
Major Budget Assumptions * 121
Average Salaries * 127
2022-23 Second Interim General Fund * 128
CSI Criteria and Standards Review 129

*Non SACS Forms

GOVERNANCE BOARD



Zima Creason
President



Pam Costa
Vice President



Steve Miller
Clerk



Ben Avey
Member



Paula Villescaz
Member



Tanya Kravchuk
Member



Saul Hernandez
Member



Melissa Bassanelli
Superintendent

DOCUMENT PREPARATION

Jennifer Stahlheber
Chief Financial Officer

Kristi Blandford
Director, Fiscal Services

Barbara Gross
Manager, Fiscal Services

Pattie Colvin
Manager, Fiscal Services

Deryn Campbell
Associate Budget Analyst

Sharon Rew
Position Control Specialist

Dina Geiss
Coordinator, Training and Support

Laura Longo
Administrative Assistant

Entire Fiscal Services Staff

OVERVIEW AND INTRODUCTION

FINANCIAL OVERVIEW

The San Juan Unified School District financial status is comprised of three major components: (1) Fund Balance (Ending and Beginning Balance); (2) Revenues; and (3) Expenditures. Estimates in the Second Interim Report are based on actual activity through January 31, 2023. The district certifies this report as **Positive**. The Second Interim Report will be presented in March 2023.

DISTRICT MISSION

We empower all in our inclusive learning community to contribute and thrive in a radically evolving world.

SHARED BELIEFS

We value:

- **Inclusivity**
  We commit to cultivating an inclusive community of belonging with genuine respect for diverse cultures, identities and abilities.

- **Real World Knowledge**
  We commit to creating enviroments and providing experiences that build and apply relevant skills and knowledge for the real world.

- **Voice**
  We commit to hearing all voices, acknowledging, validating, and responding as we continuously grow together as a community.

- **Social and Emotional Intelligence**
  We commit to creating a culture that embraces, teaches, models and applies social and emotional intelligence in all interactions with all stakeholders.

- **Perseverance**
  We commit to creating a learning atmosphere that models and instills perseverance through adversity and encourages risk taking.

CORE COMMITMENTS

- Prioritize resources to close opportunity gaps, improve teaching and learning, recruit and retain high quality employees and help all students reach their potential.
- Provide sound fiscal stewardship of community resources.
- Build trust by sharing useful, transparent fiscal information.
- Adopt a budget that consistently balances on-going revenues and expenditures to avoid a structural deficit.
- Preserve an ending fund balance that ensures integrity and stability of the district.

CORE MESSAGES

On January 10, 2023, Gov. Gavin Newsom released the proposed state budget. The proposal includes an 8.13% cost of living adjustment (COLA) to the Local Control Funding Formula (LCFF), as well as an 8.13% COLA to special education and several other programs outside the LCFF.

Although the proposed budget fully funds the estimated COLA and avoids cuts to ongoing education programs, caution is warranted as the budget also projects a deficit of $22.5 billion. The budget addresses the deficit with various proposed mechanisms including funding delays, reductions and pullbacks, fund shifts and trigger reductions and borrowing. The assumptions used in the Governor's budget forecast slower economic growth while many economists believe a mild recession will occur in 2023 or 2024. The risk of a larger state revenue shortfall could result in cuts to education funding or a withdrawal from the Public School System Stabilization Account (PSSSA). Other funding priorities included in the Governor's proposed budget include:

- $300 million (ongoing) to create an LCFF Equity Multiplier intended to close opportunity gaps
- $855 million (ongoing) to implement the second year of transitional kindergarten (TK) expansion
- $175.3 million (ongoing) to support an 8.13% COLA for California State Preschool Program reimbursement rates
- $250 million (one-time) to expand the number of high-poverty schools participating in the Literacy Coaches and Reading Specialist Grant Program
- $100 million (one-time) for LEAs to provide high school seniors with cultural enrichment experiences
- $301.7 million (ongoing) for Child Care and Development Programs and $1.5 million (ongoing) for the Child and Adult Care Food Program to support an 8.13% COLA

SACRAMENTO COUNTY OFFICE OF EDUCATION (SCOE)

The Sacramento County Office of Education (SCOE) reviews all district budgets and interim budget reports. SCOE has an oversight obligation to monitor the district's long-term fiscal health as prescribed in AB 1200. SCOE has provided the following guidance:

- The level of LCFF funding is subject to economic conditions as well as political decisions by the governor and legislature.
- Re-evaluate spending priorities to address student achievement and begin new initiatives only if long-term solvency can be maintained (avoid cycles of additions and reductions).
- Exercise caution and maintain flexibility in collective bargaining process. Neighboring districts have widely divergent levels of funding. Consider increases to pension rates, rising health care costs, and the implementation of the Affordable Care Act (ACA).
- Maintain reserves much greater than the minimum requirement.
- Support on-going expenditures with on-going revenues.

2022-23 REVISED BUDGET

GENERAL FUND SUMMARY REVENUES - UNRESTRICTED

Unrestricted	1st Interim Projections	2nd Interim Projections
LCFF	$427,904,461	$429,819,220
Federal Revenue	0	0
State Revenue	9,661,572	9,813,891
Local Revenue	1,649,554	2,448,708
Total Revenue	**$439,215,587**	**$442,081,819**

GENERAL FUND SUMMARY REVENUES - RESTRICTED

Restricted	1st Interim Projections	2nd Interim Projections
LCFF	$2,162,389	$2,162,389
Federal Revenue	99,591,783	99,510,023
State Revenue	159,386,747	150,082,568
Local Revenue	5,066,091	7,395,895
Total Revenue	**$266,207,010**	**$259,150,875**

GENERAL FUND SUMMARY – Total Revenues

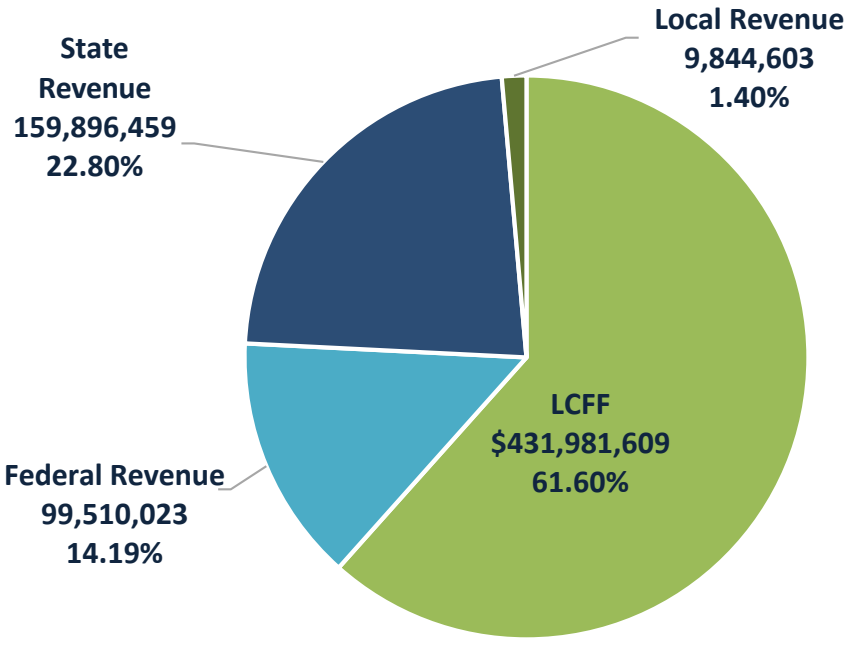

GENERAL FUND SUMMARY EXPENDITURES - UNRESTRICTED

Unrestricted	1st Interim Projections	2nd Interim Projections
Certificated Salaries	$177,241,304	$177,477,979
Classified Salaries	47,789,655	47,632,165
Benefits	101,897,492	100,717,841
Supplies, Services & Operating	33,128,148	34,440,427
Capital Outlay	5,451,197	5,422,740
Other Outgoing/Transfer of Indirect	(6,211,273)	(5,400,824)
Total Expenditures	**$359,296,523**	**$360,290,328**

GENERAL FUND SUMMARY EXEPNDITURES - RESTRICTED

Restricted	1st Interim Projections	2nd Interim Projections
Certificated Salaries	$66,118,188	$65,037,139
Classified Salaries	49,928,431	47,609,885
Benefits	82,381,452	79,352,904
Supplies, Services & Operating	53,225,711	59,932,946
Capital Outlay	3,352,359	3,213,501
Other Outgoing/Transfer of Indirect	6,223,665	5,939,798
Total Expenditures	**$261,229,806**	**$261,086,173**

GENERAL FUND SUMMARY – Total Expenditures

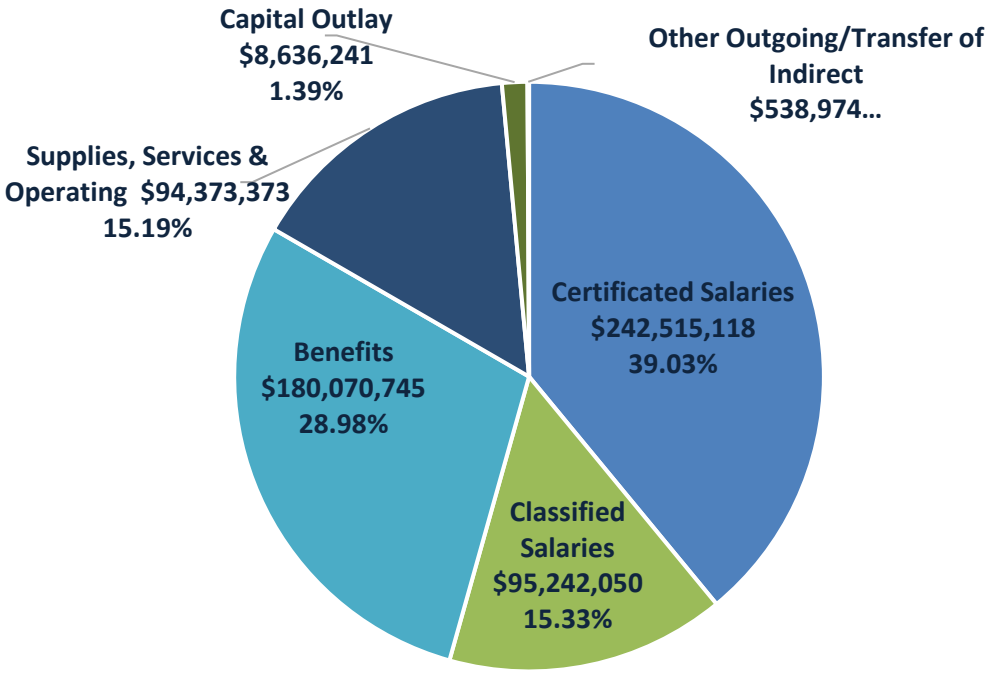

GENERAL FUND SUMMARY – COMBINED

Unrestricted/Restricted	1st Interim Projections	2nd Interim Projections
Total Revenues	**$705,423,597**	**$701,233,694**
Total Expenditures & Other Financing Sources/Uses	**626,931,942**	**627,839,169**
Increase/(Decrease) Fund Balance	78,491,655	73,394,525
Beginning Fund Balance	149,318,514	149,318,514
Ending Fund Balance (EFB)	**$227,810,169**	**$222,713,039**
Components of EFB		
Restricted	$113,759,611	$105,480,526
Committed	40,596,587	41,106,057
Assigned	897,676	9,537,360
Reserve for Economic Uncertainty (REU) 2%	12,538,639	12,556,783
Unassigned Fund Balance	$60,017,656	$54,032,313
Total Fund Balance vs. Expenditures	**36.43%**	**35.47%**
Total Unassigned Fund Balance vs. Expenditures	**9.57%**	**8.61%**

ALL FUNDS

FUND	Beginning Balance	Revenues	Expenses	Other Financing	Surplus/ (Deficit)	Ending Balance
Supplemental	8,566,057	41,544,935	39,128,968	(7,276)	2,408,691	10,974,748
Base/Other	87,072,586	400,536,884	321,161,360	(59,948,199)	19,427,325	106,499,911
Total Unrestricted	95,638,643	400,536,884	360,290,328	(59,955,475)	21,836,016	117,474,659
Total Restricted	53,679,871	259,150,875	261,086,173	53,493,807	51,558,509	105,238,380
General Fund	**149,318,514**	**701,232,694**	**621,376,501**	**-6,461,668**	**73,394,525**	**222,713,039**
ASB	2,044,845	1,851,171	1,851,171	0	0	2,044,845
Charter School	727,754	3,035,973	2,939,519	(255,937)	(159,483)	568,271
SPED (SELPA)	0	6,190,626	6,190,626	0	0	0
Adult Education	2,136,463	4,218,857	4,213,510	(42,292)	(36,945)	2,099,518
Child Development	3,606,212	29,841,884	33,255,781	2,724,599	(689,298)	2,916,914
Cafeteria	7,020,462	26,844,495	22,905,017	(8,455)	3,931,023	10,951,485
Deferred Maintenance	2,675,243	25,500	2,715,832	2,000,000	(690,332)	1,984,911
Special Revenue	**18,210,979**	**72,008,506**	**74,071,456**	**4,417,915**	**2.354.965**	**20,565,944**
Building	227,178,852	2,589,831	153,190,368	20,116,461	(130,484,076)	96,694,776
Capital Facilities	7,694,581	2,050,288	130,000	(5,000,000)	(3,079,712)	4,614,869
County School Facilities	0	14,680,377	0	(14,680,377)	0	0
Capital Projects	**234,873,433**	**19,320,496**	**153,320,368**	**436,084**	**(133,563,788)**	**101,309,645**
Self-Insurance	**44,779,637**	**23,239,500**	**27,316,291**	**1,626,668**	**(2,450,123)**	**42,329,514**
TOTAL	**297,864,049**	**114,568,502**	**254,708,115**	**6,480,667**	**(133,658,946)**	**164,205,103**

2023-25 MULTI-YEAR PROJECTIONS

The district primarily uses estimates from the Department of Finance (DOF) to project LCFF revenue growth in 2023-24 and 2024-25. The district Planning Department provides enrollment estimates, which are used to calculate Average Daily Attendance (ADA), the basis of state funding. Operating costs for future years are projected using historical patterns, statistical probabilities, and projected cost of living adjustments (COLA's). Significant expenditure assumptions include salaries, seniority and retirement of employees, healthcare and other benefit costs, public pension plans (STRS and PERS), utilities, property, and liability insurance, etc.

PLANNING FACTORS

The following planning factors to build budget projections for 2022-23, 2023-24 and 2024-25.

	2022-23	2023-24	2024-25
Funded ADA	37,004.66	35,847.49	35,012.57
COLA (DOF)	13.26%*	8.13%	3.54%
STRS Employer Rate	19.10%	19.10%	19.10%
PERS Employer Rate	25.37%	27.00%	28.10%
California CPI	6.00%	3.44%	2.77%
Lottery – Unrestricted per ADA	$170	$170	$170
Lottery – Restricted per ADA	$67	$67	$67
Mandate Block Grant – K-8 per ADA	$34.94	$37.78	$39.12
Mandate Block Grant – 9-12 per ADA	$67.31	$72.78	$75.36
Unemployment Insurance Rate	.50%	.20%	.20%

*Includes DOF COLA of 6.56% and additional COLA Augmentation of 6.70%

MULTI-YEAR PROJECTIONS (MYP) - General Fund Combined

Unrestricted/Restricted	2022-23	2023-24	2024-25
Total Revenues	**$701,233,694**	**662,022,063**	**617,187,809**
Total Expenditures	**627,839,169**	**627,664,544**	**584,862,133**
Increase/(Decrease) Fund Balance	73,394,525	34,357,519	32,325,676
Beginning Fund Balance	149,318,514	222,713,039	257,070,558
Ending Fund Balance (EFB)	**$222,713,039**	**257,070,558**	**289,396,234**
Components of EFB			
Restricted	$105,238,380	110,648,517	111,889,098
Committed	41,106,057	38,237,307	33,231,789
Assigned	9,537,360	11,863,923	28,177,921
Reserve for Economic Uncertainty (REU) 2%	12,556,783	12,553,291	11,697,243
Unassigned Fund Balance	54,032,312	83,525,373	104,158,037
Total Fund Balance vs. Expenditures	**35.47%**	**40.96%**	**49.48%**
Total Unassigned Fund Balance vs. Expenditures	**8.61%**	**13.31%**	**17.81%**

NOTICE OF CRITERIA AND STANDARDS REVIEW. This interim report was based upon and reviewed using the state-adopted Criteria and Standards. (Pursuant to Education Code (EC) sections 33129 and 42130)

Signed: _____ Date: _____
District Superintendent or Designee

NOTICE OF INTERIM REVIEW. All action shall be taken on this report during a regular or authorized special meeting of the governing board.

To the County Superintendent of Schools:

This interim report and certification of financial condition are hereby filed by the governing board of the school district. (Pursuant to EC Section 42131)

Meeting Date: March 14, 2023 Signed: _____
President of the Governing Board

CERTIFICATION OF FINANCIAL CONDITION

X POSITIVE CERTIFICATION

As President of the Governing Board of this school district, I certify that based upon current projections this district will meet its financial obligations for the current fiscal year and subsequent two fiscal years.

_____ QUALIFIED CERTIFICATION

As President of the Governing Board of this school district, I certify that based upon current projections this district may not meet its financial obligations for the current fiscal year or two subsequent fiscal years.

_____ NEGATIVE CERTIFICATION

As President of the Governing Board of this school district, I certify that based upon current projections this district will be unable to meet its financial obligations for the remainder of the current fiscal year or for the subsequent fiscal year.

Contact person for additional information on the interim report:

Name: Kristi Blandford Telephone: 916-971-7268

Title: Director of Fiscal Services E-mail: kristi.blandford@sanjuan.edu

Criteria and Standards Review Summary

The following summary is automatically completed based on data provided in the Criteria and Standards Review form (Form 01CSI). Criteria and standards that are "Not Met," and supplemental information and additional fiscal indicators that are "Yes," may indicate areas of potential concern, which could affect the interim report certification, and should be carefully reviewed.

CRITERIA AND STANDARDS			Met	Not Met
1	Average Daily Attendance	Funded ADA for any of the current or two subsequent fiscal years has not changed by more than two percent since first interim.	X	
CRITERIA AND STANDARDS (continued)			**Met**	**Not Met**
2	Enrollment	Projected enrollment for any of the current or two subsequent fiscal years has not changed by more than two percent since first interim.	X	
3	ADA to Enrollment	Projected second period (P-2) ADA to enrollment ratio for the current and two subsequent fiscal years is consistent with historical ratios.	X	
4	Local Control Funding Formula (LCFF) Revenue	Projected LCFF revenue for any of the current or two subsequent fiscal years has not changed by more than two percent since first interim.		X
5	Salaries and Benefits	Projected ratio of total unrestricted salaries and benefits to total unrestricted general fund expenditures has not changed by more than the standard for the current and two subsequent fiscal years.		X
6a	Other Revenues	Projected operating revenues (federal, other state, other local) for the current and two subsequent fiscal years have not changed by more than five percent since first interim.		X
6b	Other Expenditures	Projected operating expenditures (books and supplies, services and other expenditures) for the current and two subsequent fiscal years have not changed by more than five percent since first interim.		X
7	Ongoing and Major Maintenance Account	If applicable, changes occurring since first interim meet the required contribution to the ongoing and major maintenance account (i.e., restricted maintenance account).	X	
8	Deficit Spending	Unrestricted deficit spending, if any, has not exceeded the standard in any of the current or two subsequent fiscal years.	X	
9a	Fund Balance	Projected general fund balance will be positive at the end of the current and two subsequent fiscal years.	X	
9b	Cash Balance	Projected general fund cash balance will be positive at the end of the current fiscal year.	X	
10	Reserves	Available reserves (e.g., reserve for economic uncertainties, unassigned/unappropriated amounts) meet minimum requirements for the current and two subsequent fiscal years.	X	
SUPPLEMENTAL INFORMATION			**No**	**Yes**
S1	Contingent Liabilities	Have any known or contingent liabilities (e.g., financial or program audits, litigation, state compliance reviews) occurred since first interim that may impact the budget?	X	
S2	Using One-time Revenues to Fund Ongoing Expenditures	Are there ongoing general fund expenditures funded with one-time revenues that have changed since first interim by more than five percent?	X	

S3	Temporary Interfund Borrowings	Are there projected temporary borrowings between funds?	X	
S4	Contingent Revenues	Are any projected revenues for any of the current or two subsequent fiscal years contingent on reauthorization by the local government, special legislation, or other definitive act (e.g., parcel taxes, forest reserves)?	X	
S5	Contributions	Have contributions from unrestricted to restricted resources, or transfers to or from the general fund to cover operating deficits, changed since first interim by more than $20,000 and more than 5% for any of the current or two subsequent fiscal years?		X
SUPPLEMENTAL INFORMATION (continued)			**No**	**Yes**
S6	Long-term Commitments	Does the district have long-term (multiyear) commitments or debt agreements?		X
		• If yes, have annual payments for the current or two subsequent fiscal years increased over prior year's (2021-22) annual payment?	X	
		• If yes, will funding sources used to pay long-term commitments decrease or expire prior to the end of the commitment period, or are they one-time sources?	X	
S7a	Postemployment Benefits Other than Pensions	Does the district provide postemployment benefits other than pensions (OPEB)?		X
		• If yes, have there been changes since first interim in OPEB liabilities?	X	
S7b	Other Self-insurance Benefits	Does the district operate any self-insurance programs (e.g., workers' compensation)?		X
		• If yes, have there been changes since first interim in self-insurance liabilities?	X	
S8	Status of Labor Agreements	As of second interim projections, are salary and benefit negotiations still unsettled for:		
		• Certificated? (Section S8A, Line 1b)	X	
		• Classified? (Section S8B, Line 1b)	X	
		• Management/supervisor/confidential? (Section S8C, Line 1b)	X	
S8	Labor Agreement Budget Revisions	For negotiations settled since first interim, per Government Code Section 3547.5(c), are budget revisions still needed to meet the costs of the collective bargaining agreement(s) for:		
		• Certificated? (Section S8A, Line 3)	n/a	
		• Classified? (Section S8B, Line 3)	n/a	
S9	Status of Other Funds	Are any funds other than the general fund projected to have a negative fund balance at the end of the current fiscal year?		
ADDITIONAL FISCAL INDICATORS			**No**	**Yes**
A1	Negative Cash Flow	Do cash flow projections show that the district will end the current fiscal year with a negative cash balance in the general fund?	X	
A2	Independent Position Control	Is personnel position control independent from the payroll system?	X	
A3	Declining Enrollment	Is enrollment decreasing in both the prior and current fiscal years?		X
A4	New Charter Schools Impacting District Enrollment	Are any new charter schools operating in district boundaries that are impacting the district's enrollment, either in the prior or current fiscal year?	X	
A5	Salary Increases Exceed COLA	Has the district entered into a bargaining agreement where any of the current or subsequent fiscal years of the agreement would result in salary increases that are expected to exceed the projected state funded cost-of-living adjustment?	X	
A6	Uncapped Health Benefits	Does the district provide uncapped (100% employer paid) health benefits for current or retired employees?		X
A7	Independent Financial System	Is the district's financial system independent from the county office system?		X
A8	Fiscal Distress Reports	Does the district have any reports that indicate fiscal distress? If yes, provide copies to the COE, pursuant to EC 42127.6(a).	X	
A9	Change of CBO or Superintendent	Have there been personnel changes in the superintendent or chief business official (CBO) positions within the last 12 months?	X	

Description	Resource Codes	Object Codes	Original Budget (A)	Board Approved Operating Budget (B)	Actuals To Date (C)	Projected Year Totals (D)	Difference (Col B & D) (E)	% Diff Column B & D (F)
A. REVENUES								
1) LCFF Sources		8010-8099	407,928,509.00	427,904,461.00	244,680,997.50	429,819,220.00	1,914,759.00	0.4%
2) Federal Revenue		8100-8299	0.00	0.00	0.00	0.00	0.00	0.0%
3) Other State Revenue		8300-8599	9,531,194.00	9,661,572.00	4,715,931.30	9,813,891.00	152,319.00	1.6%
4) Other Local Revenue		8600-8799	1,473,821.00	1,649,554.00	1,587,924.27	2,448,708.00	799,154.00	48.4%
5) TOTAL, REVENUES			418,933,524.00	439,215,587.00	250,984,853.07	442,081,819.00		
B. EXPENDITURES								
1) Certificated Salaries		1000-1999	164,563,587.00	177,241,304.00	94,915,209.13	177,477,979.00	(236,675.00)	-0.1%
2) Classified Salaries		2000-2999	44,865,834.00	47,789,655.00	26,064,074.90	47,632,165.00	157,490.00	0.3%
3) Employee Benefits		3000-3999	101,601,116.00	101,897,492.00	52,488,814.14	100,717,841.00	1,179,651.00	1.2%
4) Books and Supplies		4000-4999	7,059,578.00	7,387,766.00	2,381,026.32	7,682,176.00	(294,410.00)	-4.0%
5) Services and Other Operating Expenditures		5000-5999	25,535,922.00	25,740,382.00	11,978,128.72	26,758,251.00	(1,017,869.00)	-4.0%
6) Capital Outlay		6000-6999	3,005,619.00	5,451,197.00	46,852.31	5,422,740.00	28,457.00	0.5%
7) Other Outgo (excluding Transfers of Indirect Costs)		7100-7299 7400-7499	1,058,178.00	1,233,733.00	484,158.06	1,798,288.00	(564,555.00)	-45.8%
8) Other Outgo - Transfers of Indirect Costs		7300-7399	(7,248,831.00)	(7,445,006.00)	(1,151,256.06)	(7,199,112.00)	(245,894.00)	3.3%
9) TOTAL, EXPENDITURES			340,441,003.00	359,296,523.00	187,207,007.52	360,290,328.00		
C. EXCESS (DEFICIENCY) OF REVENUES OVER EXPENDITURES BEFORE OTHER FINANCING SOURCES AND USES (A5 - B9)			78,492,521.00	79,919,064.00	63,777,845.55	81,791,491.00		
D. OTHER FINANCING SOURCES/USES								
1) Interfund Transfers								
a) Transfers In		8900-8929	1,000.00	1,000.00	0.00	1,000.00	0.00	0.0%
b) Transfers Out		7600-7629	1,676,777.00	1,676,777.00	50,109.00	1,676,777.00	0.00	0.0%
2) Other Sources/Uses								
a) Sources		8930-8979	0.00	0.00	0.00	0.00	0.00	0.0%
b) Uses		7630-7699	0.00	0.00	0.00	0.00	0.00	0.0%
3) Contributions		8980-8999	(56,236,964.00)	(59,589,226.00)	(2,679,862.40)	(58,279,698.00)	1,309,528.00	-2.2%
4) TOTAL, OTHER FINANCING SOURCES/USES			(57,912,741.00)	(61,265,003.00)	(2,729,971.40)	(59,955,475.00)		
E. NET INCREASE (DECREASE) IN FUND BALANCE (C + D4)			20,579,780.00	18,654,061.00	61,047,874.15	21,836,016.00		
F. FUND BALANCE, RESERVES								
1) Beginning Fund Balance								
a) As of July 1 - Unaudited		9791	116,240,896.18	116,240,896.18		116,240,896.18	0.00	0.0%
b) Audit Adjustments		9793	0.00	0.00		0.00	0.00	0.0%
c) As of July 1 - Audited (F1a + F1b)			116,240,896.18	116,240,896.18		116,240,896.18		
d) Other Restatements		9795	(20,602,253.00)	(20,602,253.00)		(20,602,253.00)	0.00	0.0%
e) Adjusted Beginning Balance (F1c + F1d)			95,638,643.18	95,638,643.18		95,638,643.18		
2) Ending Balance, June 30 (E + F1e)			116,218,423.18	114,292,704.18		117,474,659.18		
Components of Ending Fund Balance								
a) Nonspendable								
Revolving Cash		9711	205,000.00	205,000.00		205,000.00		
Stores		9712	37,146.33	37,146.33		37,146.33		
Prepaid Items		9713	0.00	0.00		0.00		
All Others		9719	0.00	0.00		0.00		

Description	Resource Codes	Object Codes	Original Budget (A)	Board Approved Operating Budget (B)	Actuals To Date (C)	Projected Year Totals (D)	Difference (Col B & D) (E)	% Diff Column B & D (F)
b) Restricted		9740	0.00	0.00		0.00		
c) Committed								
Stabilization Arrangements		9750	0.00	0.00		0.00		
Other Commitments		9760	28,958,784.00	40,596,587.29		41,106,057.00		
Bus Replacement Plan	0000	9760	*10,000,000.00*					
Technology Device Refresh and Enhancements	0000	9760	*10,000,000.00*					
Carryover unspent 2021-22 Supplemental Grants	0000	9760	*3,958,784.00*					
Textbook Adoptions	0000	9760	*5,000,000.00*					
Bus Replacement Plan	0000	9760		*12,540,000.00*				
Technology Device Refresh and Enhancements	0000	9760		*10,000,000.00*				
Carryover Unspent Supplemental Grants	0000	9760		*8,056,587.29*				
Textbook Adoptions	0000	9760		*10,000,000.00*				
Bus Replacement Plan	0000	9760				*12,540,000.00*		
Technology Device Refresh and Enhancements	0000	9760				*10,000,000.00*		
Carryover unspent 2022-23 Supplemental Grants	0000	9760				*8,566,057.00*		
Textbook Adoptions	0000	9760				*10,000,000.00*		
d) Assigned								
Other Assignments		9780	1,500,000.00	897,676.00		9,537,359.72		
ERP Implementation	0000	9780	*1,500,000.00*					
ERP Implementation	0000	9780		*897,676.00*				
ERP Implementation	0000	9780				*126,936.00*		
ADA Mitigation Certification	0000	9780				*7,001,732.37*		
Additional Unspent Supplemental Grants	0000	9780				*2,408,691.35*		
e) Unassigned/Unappropriated								
Reserve for Economic Uncertainties		9789	12,538,638.84	12,538,638.84		12,556,783.38		
Unassigned/Unappropriated Amount		9790	72,978,854.01	60,017,655.72		54,032,312.75		
LCFF SOURCES								
Principal Apportionment								
State Aid - Current Year		8011	215,749,832.00	220,557,622.00	127,120,089.00	222,130,876.00	1,573,254.00	0.7%
Education Protection Account State Aid - Current Year		8012	94,531,648.00	102,015,712.00	51,739,163.00	102,139,036.00	123,324.00	0.1%
State Aid - Prior Years		8019	0.00	0.00	1,283,153.00	(87,766.00)	(87,766.00)	New
Tax Relief Subventions								
Homeowners' Exemptions		8021	834,837.00	815,739.00	411,765.92	823,532.00	7,793.00	1.0%
Timber Yield Tax		8022	0.00	0.00	0.00	0.00	0.00	0.0%
Other Subventions/In-Lieu Taxes		8029	0.00	0.00	0.00	0.00	0.00	0.0%
County & District Taxes								
Secured Roll Taxes		8041	101,373,645.00	109,246,711.00	59,486,653.50	108,973,311.00	(273,400.00)	-0.3%
Unsecured Roll Taxes		8042	3,471,494.00	3,270,219.00	3,536,005.87	3,565,986.00	295,767.00	9.0%
Prior Years' Taxes		8043	1,023,172.00	681,465.00	1,107,050.75	1,107,051.00	425,586.00	62.5%
Supplemental Taxes		8044	3,777,165.00	4,501,091.00	1,147,354.73	4,303,716.00	(197,375.00)	-4.4%
Education Revenue Augmentation Fund (ERAF)		8045	15,824,771.00	17,240,222.00	11,703,798.62	17,240,222.00	0.00	0.0%

Description	Resource Codes	Object Codes	Original Budget (A)	Board Approved Operating Budget (B)	Actuals To Date (C)	Projected Year Totals (D)	Difference (Col B & D) (E)	% Diff Column B & D (F)
Community Redevelopment Funds (SB 617/699/1992)		8047	230,259.00	196,757.00	6,582.52	196,757.00	0.00	0.0%
Penalties and Interest from Delinquent Taxes		8048	0.00	0.00	0.00	0.00	0.00	0.0%
Miscellaneous Funds (EC 41604)								
Royalties and Bonuses		8081	0.00	0.00	0.00	0.00	0.00	0.0%
Other In-Lieu Taxes		8082	28,436.00	33,427.00	3,417.18	33,427.00	0.00	0.0%
Less: Non-LCFF								
(50%) Adjustment		8089	(14,218.00)	(16,714.00)	(1,708.59)	(16,714.00)	0.00	0.0%
Subtotal, LCFF Sources			436,831,041.00	458,542,251.00	257,543,325.50	460,409,434.00	1,867,183.00	0.4%
LCFF Transfers								
Unrestricted LCFF								
Transfers - Current Year	0000	8091	0.00	0.00	0.00	0.00	0.00	0.0%
All Other LCFF Transfers - Current Year	All Other	8091	0.00	0.00	0.00	0.00	0.00	0.0%
Transfers to Charter Schools in Lieu of Property Taxes		8096	(28,902,532.00)	(30,637,790.00)	(12,862,328.00)	(30,590,214.00)	47,576.00	-0.2%
Property Taxes Transfers		8097	0.00	0.00	0.00	0.00	0.00	0.0%
LCFF/Revenue Limit Transfers - Prior Years		8099	0.00	0.00	0.00	0.00	0.00	0.0%
TOTAL, LCFF SOURCES			407,928,509.00	427,904,461.00	244,680,997.50	429,819,220.00	1,914,759.00	0.4%
FEDERAL REVENUE								
Maintenance and Operations		8110	0.00	0.00	0.00	0.00	0.00	0.0%
Special Education Entitlement		8181	0.00	0.00	0.00	0.00		
Special Education Discretionary Grants		8182	0.00	0.00	0.00	0.00		
Child Nutrition Programs		8220	0.00	0.00	0.00	0.00		
Donated Food Commodities		8221	0.00	0.00	0.00	0.00		
Forest Reserve Funds		8260	0.00	0.00	0.00	0.00	0.00	0.0%
Flood Control Funds		8270	0.00	0.00	0.00	0.00	0.00	0.0%
Wildlife Reserve Funds		8280	0.00	0.00	0.00	0.00	0.00	0.0%
FEMA		8281	0.00	0.00	0.00	0.00	0.00	0.0%
Interagency Contracts Between LEAs		8285	0.00	0.00	0.00	0.00	0.00	0.0%
Pass-Through Revenues from Federal Sources		8287	0.00	0.00	0.00	0.00		
Title I, Part A, Basic	3010	8290						
Title I, Part D, Local Delinquent Programs	3025	8290						
Title II, Part A, Supporting Effective Instruction	4035	8290						
Title III, Part A, Immigrant Student Program	4201	8290						
Title III, Part A, English Learner Program	4203	8290						
Public Charter Schools Grant Program (PCSGP)	4610	8290						
Other NCLB / Every Student Succeeds Act	3040, 3060, 3061, 3110, 3150, 3155, 3180, 3182, 4037, 4123, 4124, 4126, 4127, 4128, 5630	8290						
Career and Technical Education	3500-3599	8290						
All Other Federal Revenue	All Other	8290	0.00	0.00	0.00	0.00	0.00	0.0%
TOTAL, FEDERAL REVENUE			0.00	0.00	0.00	0.00	0.00	0.0%

Description	Resource Codes	Object Codes	Original Budget (A)	Board Approved Operating Budget (B)	Actuals To Date (C)	Projected Year Totals (D)	Difference (Col B & D) (E)	% Diff Column B & D (F)
OTHER STATE REVENUE								
Other State Apportionments								
ROC/P Entitlement								
Prior Years	6360	8319						
Special Education Master Plan								
Current Year	6500	8311						
Prior Years	6500	8319						
All Other State Apportionments - Current Year	All Other	8311	0.00	0.00	0.00	0.00	0.00	0.0%
All Other State Apportionments - Prior Years	All Other	8319	0.00	0.00	0.00	0.00	0.00	0.0%
Child Nutrition Programs		8520	0.00	0.00	0.00	0.00		
Mandated Costs Reimbursements		8550	1,625,293.00	1,544,284.00	1,544,284.00	1,544,284.00	0.00	0.0%
Lottery - Unrestricted and Instructional Materials		8560	5,705,901.00	6,005,062.00	3,117,424.04	6,103,158.00	98,096.00	1.6%
Tax Relief Subventions								
Restricted Levies - Other								
Homeowners' Exemptions		8575	0.00	0.00	0.00	0.00		
Other Subventions/In-Lieu Taxes		8576	0.00	0.00	0.00	0.00		
Pass-Through Revenues from State Sources		8587	0.00	0.00	0.00	0.00	0.00	0.0%
After School Education and Safety (ASES)	6010	8590						
Charter School Facility Grant	6030	8590						
Career Technical Education Incentive Grant Program	6387	8590						
Drug/Alcohol/Tobacco Funds	6650, 6690, 6695	8590						
California Clean Energy Jobs Act	6230	8590						
Specialized Secondary	7370	8590						
American Indian Early Childhood Education	7210	8590						
All Other State Revenue	All Other	8590	2,200,000.00	2,112,226.00	54,223.26	2,166,449.00	54,223.00	2.6%
TOTAL, OTHER STATE REVENUE			9,531,194.00	9,661,572.00	4,715,931.30	9,813,891.00	152,319.00	1.6%
OTHER LOCAL REVENUE								
Other Local Revenue								
County and District Taxes								
Other Restricted Levies								
Secured Roll		8615	0.00	0.00	0.00	0.00		
Unsecured Roll		8616	0.00	0.00	0.00	0.00		
Prior Years' Taxes		8617	0.00	0.00	0.00	0.00		
Supplemental Taxes		8618	0.00	0.00	0.00	0.00		
Non-Ad Valorem Taxes								
Parcel Taxes		8621	0.00	0.00	0.00	0.00	0.00	0.0%
Other		8622	0.00	0.00	0.00	0.00	0.00	0.0%
Community Redevelopment Funds Not Subject to LCFF Deduction		8625	0.00	0.00	0.00	0.00		
Penalties and Interest from Delinquent Non-LCFF Taxes		8629	0.00	0.00	0.00	0.00		
Sales								
Sale of Equipment/Supplies		8631	0.00	0.00	0.00	0.00	0.00	0.0%
Sale of Publications		8632	0.00	0.00	0.00	0.00	0.00	0.0%
Food Service Sales		8634	0.00	0.00	0.00	0.00	0.00	0.0%

Description	Resource Codes	Object Codes	Original Budget (A)	Board Approved Operating Budget (B)	Actuals To Date (C)	Projected Year Totals (D)	Difference (Col B & D) (E)	% Diff Column B & D (F)
All Other Sales		8639	0.00	0.00	0.00	0.00	0.00	0.0%
Leases and Rentals		8650	0.00	0.00	0.00	0.00	0.00	0.0%
Interest		8660	500,000.00	500,000.00	495,842.00	500,000.00	0.00	0.0%
Net Increase (Decrease) in the Fair Value of Investments		8662	0.00	0.00	0.00	0.00	0.00	0.0%
Fees and Contracts								
Adult Education Fees		8671	0.00	0.00	0.00	0.00	0.00	0.0%
Non-Resident Students		8672	0.00	0.00	0.00	0.00	0.00	0.0%
Transportation Fees From Individuals		8675	0.00	0.00	0.00	0.00	0.00	0.0%
Interagency Services		8677	37,938.00	37,938.00	0.00	37,938.00	0.00	0.0%
Mitigation/Developer Fees		8681	0.00	0.00	0.00	0.00	0.00	0.0%
All Other Fees and Contracts		8689	20,000.00	20,000.00	0.00	20,000.00	0.00	0.0%
Other Local Revenue								
Plus: Misc Funds Non-LCFF (50%) Adjustment		8691	11,500.00	11,500.00	1,708.59	11,500.00	0.00	0.0%
Pass-Through Revenues From Local Sources		8697	0.00	0.00	0.00	0.00		
All Other Local Revenue		8699	904,383.00	1,080,116.00	1,090,373.68	1,879,270.00	799,154.00	74.0%
Tuition		8710	0.00	0.00	0.00	0.00	0.00	0.0%
All Other Transfers In		8781-8783	0.00	0.00	0.00	0.00	0.00	0.0%
Transfers Of Apportionments								
Special Education SELPA Transfers								
From Districts or Charter Schools	6500	8791						
From County Offices	6500	8792						
From JPAs	6500	8793						
ROC/P Transfers								
From Districts or Charter Schools	6360	8791						
From County Offices	6360	8792						
From JPAs	6360	8793						
Other Transfers of Apportionments								
From Districts or Charter Schools	All Other	8791	0.00	0.00	0.00	0.00	0.00	0.0%
From County Offices	All Other	8792	0.00	0.00	0.00	0.00	0.00	0.0%
From JPAs	All Other	8793	0.00	0.00	0.00	0.00	0.00	0.0%
All Other Transfers In from All Others		8799	0.00	0.00	0.00	0.00	0.00	0.0%
TOTAL, OTHER LOCAL REVENUE			1,473,821.00	1,649,554.00	1,587,924.27	2,448,708.00	799,154.00	48.4%
TOTAL, REVENUES			418,933,524.00	439,215,587.00	250,984,853.07	442,081,819.00	2,866,232.00	0.7%
CERTIFICATED SALARIES								
Certificated Teachers' Salaries		1100	134,311,760.00	144,111,555.00	76,862,766.67	144,733,716.00	(622,161.00)	-0.4%
Certificated Pupil Support Salaries		1200	9,097,573.00	9,818,265.00	5,071,538.60	9,458,306.00	359,959.00	3.7%
Certificated Supervisors' and Administrators' Salaries		1300	17,336,522.00	19,339,791.00	11,023,411.33	19,355,572.00	(15,781.00)	-0.1%
Other Certificated Salaries		1900	3,817,732.00	3,971,693.00	1,957,492.53	3,930,385.00	41,308.00	1.0%
TOTAL, CERTIFICATED SALARIES			164,563,587.00	177,241,304.00	94,915,209.13	177,477,979.00	(236,675.00)	-0.1%
CLASSIFIED SALARIES								
Classified Instructional Salaries		2100	1,895,747.00	2,221,445.00	818,419.41	1,870,032.00	351,413.00	15.8%
Classified Support Salaries		2200	19,620,938.00	20,706,841.00	11,322,048.68	20,612,173.00	94,668.00	0.5%
Classified Supervisors' and Administrators' Salaries		2300	5,413,245.00	5,843,154.00	3,426,422.35	6,013,838.00	(170,684.00)	-2.9%
Clerical, Technical and Office Salaries		2400	16,591,774.00	17,724,998.00	10,050,088.72	17,758,587.00	(33,589.00)	-0.2%

Description	Resource Codes	Object Codes	Original Budget (A)	Board Approved Operating Budget (B)	Actuals To Date (C)	Projected Year Totals (D)	Difference (Col B & D) (E)	% Diff Column B & D (F)
Other Classified Salaries		2900	1,344,130.00	1,293,217.00	447,095.74	1,377,535.00	(84,318.00)	-6.5%
TOTAL, CLASSIFIED SALARIES			44,865,834.00	47,789,655.00	26,064,074.90	47,632,165.00	157,490.00	0.3%
EMPLOYEE BENEFITS								
STRS		3101-3102	30,820,513.00	33,196,904.00	17,681,913.42	33,162,041.00	34,863.00	0.1%
PERS		3201-3202	11,574,903.00	12,199,238.00	6,557,991.33	11,955,064.00	244,174.00	2.0%
OASDI/Medicare/Alternative		3301-3302	5,918,614.00	6,371,229.00	3,321,578.52	6,345,539.00	25,690.00	0.4%
Health and Welfare Benefits		3401-3402	42,343,398.00	37,808,410.00	18,173,730.91	36,530,086.00	1,278,324.00	3.4%
Unemployment Insurance		3501-3502	1,048,028.00	1,124,557.00	619,794.00	1,141,056.00	(16,499.00)	-1.5%
Workers' Compensation		3601-3602	3,412,771.00	3,647,050.00	2,072,739.39	3,993,844.00	(346,794.00)	-9.5%
OPEB, Allocated		3701-3702	4,191,940.00	4,535,537.00	2,435,783.18	4,517,242.00	18,295.00	0.4%
OPEB, Active Employees		3751-3752	0.00	0.00	17.61	37.00	(37.00)	New
Other Employee Benefits		3901-3902	2,290,949.00	3,014,567.00	1,625,265.78	3,072,932.00	(58,365.00)	-1.9%
TOTAL, EMPLOYEE BENEFITS			101,601,116.00	101,897,492.00	52,488,814.14	100,717,841.00	1,179,651.00	1.2%
BOOKS AND SUPPLIES								
Approved Textbooks and Core Curricula Materials		4100	0.00	0.00	0.00	0.00	0.00	0.0%
Books and Other Reference Materials		4200	406,653.00	413,646.00	77,704.38	405,485.00	8,161.00	2.0%
Materials and Supplies		4300	6,169,445.00	6,400,456.00	2,093,768.98	6,655,766.00	(255,310.00)	-4.0%
Noncapitalized Equipment		4400	473,480.00	563,512.00	209,401.40	610,773.00	(47,261.00)	-8.4%
Food		4700	10,000.00	10,152.00	151.56	10,152.00	0.00	0.0%
TOTAL, BOOKS AND SUPPLIES			7,059,578.00	7,387,766.00	2,381,026.32	7,682,176.00	(294,410.00)	-4.0%
SERVICES AND OTHER OPERATING EXPENDITURES								
Subagreements for Services		5100	307,720.00	317,298.00	155,254.55	289,079.00	28,219.00	8.9%
Travel and Conferences		5200	730,939.00	698,277.00	226,078.20	776,599.00	(78,322.00)	-11.2%
Dues and Memberships		5300	158,736.00	214,576.00	226,368.35	257,953.00	(43,377.00)	-20.2%
Insurance		5400-5450	3,626,081.00	3,669,356.00	1,688,556.72	3,898,463.00	(229,107.00)	-6.2%
Operations and Housekeeping Services		5500	8,765,366.00	8,765,366.00	5,019,806.03	9,265,366.00	(500,000.00)	-5.7%
Rentals, Leases, Repairs, and Noncapitalized Improvements		5600	914,858.00	1,268,911.00	348,904.17	1,274,879.00	(5,968.00)	-0.5%
Transfers of Direct Costs		5710	(681,012.00)	(814,578.00)	(1,399,329.04)	(941,995.00)	127,417.00	-15.6%
Transfers of Direct Costs - Interfund		5750	(1,920,810.00)	(1,903,648.00)	(1,601,872.08)	(1,889,798.00)	(13,850.00)	0.7%
Professional/Consulting Services and Operating Expenditures		5800	12,220,987.00	11,982,153.00	6,672,502.07	12,278,036.00	(295,883.00)	-2.5%
Communications		5900	1,413,057.00	1,542,671.00	641,859.75	1,549,669.00	(6,998.00)	-0.5%
TOTAL, SERVICES AND OTHER OPERATING EXPENDITURES			25,535,922.00	25,740,382.00	11,978,128.72	26,758,251.00	(1,017,869.00)	-4.0%
CAPITAL OUTLAY								
Land		6100	0.00	0.00	0.00	0.00	0.00	0.0%
Land Improvements		6170	0.00	0.00	0.00	0.00	0.00	0.0%
Buildings and Improvements of Buildings		6200	0.00	0.00	0.00	0.00	0.00	0.0%
Books and Media for New School Libraries or Major Expansion of School Libraries		6300	0.00	0.00	0.00	0.00	0.00	0.0%
Equipment		6400	2,893,486.00	5,388,458.00	21,170.36	5,360,031.00	28,427.00	0.5%
Equipment Replacement		6500	112,133.00	62,739.00	25,681.95	62,709.00	30.00	0.0%
Lease Assets		6600	0.00	0.00	0.00	0.00	0.00	0.0%
TOTAL, CAPITAL OUTLAY			3,005,619.00	5,451,197.00	46,852.31	5,422,740.00	28,457.00	0.5%
OTHER OUTGO (excluding Transfers of Indirect Costs)								

Description	Resource Codes	Object Codes	Original Budget (A)	Board Approved Operating Budget (B)	Actuals To Date (C)	Projected Year Totals (D)	Difference (Col B & D) (E)	% Diff Column B & D (F)
Tuition								
Tuition for Instruction Under Interdistrict								
Attendance Agreements		7110	0.00	0.00	0.00	0.00	0.00	0.0%
State Special Schools		7130	0.00	0.00	0.00	0.00	0.00	0.0%
Tuition, Excess Costs, and/or Deficit Payments								
Payments to Districts or Charter Schools		7141	0.00	0.00	0.00	0.00	0.00	0.0%
Payments to County Offices		7142	758,185.00	933,740.00	333,747.78	1,497,860.00	(564,120.00)	-60.4%
Payments to JPAs		7143	0.00	0.00	0.00	0.00	0.00	0.0%
Transfers of Pass-Through Revenues								
To Districts or Charter Schools		7211	0.00	0.00	0.00	0.00	0.00	0.0%
To County Offices		7212	0.00	0.00	0.00	0.00	0.00	0.0%
To JPAs		7213	0.00	0.00	0.00	0.00	0.00	0.0%
Special Education SELPA Transfers of Apportionments								
To Districts or Charter Schools	6500	7221						
To County Offices	6500	7222						
To JPAs	6500	7223						
ROC/P Transfers of Apportionments								
To Districts or Charter Schools	6360	7221						
To County Offices	6360	7222						
To JPAs	6360	7223						
Other Transfers of Apportionments	All Other	7221-7223	0.00	0.00	0.00	0.00	0.00	0.0%
All Other Transfers		7281-7283	0.00	0.00	0.00	0.00	0.00	0.0%
All Other Transfers Out to All Others		7299	0.00	0.00	0.00	0.00	0.00	0.0%
Debt Service								
Debt Service - Interest		7438	9,849.00	9,849.00	6,307.47	10,284.00	(435.00)	-4.4%
Other Debt Service - Principal		7439	290,144.00	290,144.00	144,102.81	290,144.00	0.00	0.0%
TOTAL, OTHER OUTGO (excluding Transfers of Indirect Costs)			1,058,178.00	1,233,733.00	484,158.06	1,798,288.00	(564,555.00)	-45.8%
OTHER OUTGO - TRANSFERS OF INDIRECT COSTS								
Transfers of Indirect Costs		7310	(6,053,617.00)	(6,116,270.00)	(690,472.33)	(5,832,394.00)	(283,876.00)	4.6%
Transfers of Indirect Costs - Interfund		7350	(1,195,214.00)	(1,328,736.00)	(460,783.73)	(1,366,718.00)	37,982.00	-2.9%
TOTAL, OTHER OUTGO - TRANSFERS OF INDIRECT COSTS			(7,248,831.00)	(7,445,006.00)	(1,151,256.06)	(7,199,112.00)	(245,894.00)	3.3%
TOTAL, EXPENDITURES			340,441,003.00	359,296,523.00	187,207,007.52	360,290,328.00	(993,805.00)	-0.3%
INTERFUND TRANSFERS								
INTERFUND TRANSFERS IN								
From: Special Reserve Fund		8912	0.00	0.00	0.00	0.00	0.00	0.0%
From: Bond Interest and Redemption Fund		8914	0.00	0.00	0.00	0.00	0.00	0.0%
Other Authorized Interfund Transfers In		8919	1,000.00	1,000.00	0.00	1,000.00	0.00	0.0%
(a) TOTAL, INTERFUND TRANSFERS IN			1,000.00	1,000.00	0.00	1,000.00	0.00	0.0%
INTERFUND TRANSFERS OUT								
To: Child Development Fund		7611	0.00	0.00	0.00	0.00	0.00	0.0%
To: Special Reserve Fund		7612	0.00	0.00	0.00	0.00	0.00	0.0%
To: State School Building Fund/ County School Facilities Fund		7613	0.00	0.00	0.00	0.00	0.00	0.0%
To: Cafeteria Fund		7616	0.00	0.00	0.00	0.00	0.00	0.0%

Description	Resource Codes	Object Codes	Original Budget (A)	Board Approved Operating Budget (B)	Actuals To Date (C)	Projected Year Totals (D)	Difference (Col B & D) (E)	% Diff Column B & D (F)
Other Authorized Interfund Transfers Out		7619	1,676,777.00	1,676,777.00	50,109.00	1,676,777.00	0.00	0.0%
(b) TOTAL, INTERFUND TRANSFERS OUT			1,676,777.00	1,676,777.00	50,109.00	1,676,777.00	0.00	0.0%
OTHER SOURCES/USES								
SOURCES								
State Apportionments								
Emergency Apportionments		8931	0.00	0.00	0.00	0.00	0.00	0.0%
Proceeds								
Proceeds from Disposal of Capital Assets		8953	0.00	0.00	0.00	0.00	0.00	0.0%
Other Sources								
Transfers from Funds of Lapsed/Reorganized LEAs		8965	0.00	0.00	0.00	0.00	0.00	0.0%
Long-Term Debt Proceeds								
Proceeds from Certificates of Participation		8971	0.00	0.00	0.00	0.00	0.00	0.0%
Proceeds from Leases		8972	0.00	0.00	0.00	0.00	0.00	0.0%
Proceeds from Lease Revenue Bonds		8973	0.00	0.00	0.00	0.00	0.00	0.0%
All Other Financing Sources		8979	0.00	0.00	0.00	0.00	0.00	0.0%
(c) TOTAL, SOURCES			0.00	0.00	0.00	0.00	0.00	0.0%
USES								
Transfers of Funds from Lapsed/Reorganized LEAs		7651	0.00	0.00	0.00	0.00	0.00	0.0%
All Other Financing Uses		7699	0.00	0.00	0.00	0.00	0.00	0.0%
(d) TOTAL, USES			0.00	0.00	0.00	0.00	0.00	0.0%
CONTRIBUTIONS								
Contributions from Unrestricted Revenues		8980	(56,236,964.00)	(59,589,226.00)	(2,679,862.40)	(58,279,698.00)	1,309,528.00	-2.2%
Contributions from Restricted Revenues		8990	0.00	0.00	0.00	0.00	0.00	0.0%
(e) TOTAL, CONTRIBUTIONS			(56,236,964.00)	(59,589,226.00)	(2,679,862.40)	(58,279,698.00)	1,309,528.00	-2.2%
TOTAL, OTHER FINANCING SOURCES/USES (a - b + c - d + e)			(57,912,741.00)	(61,265,003.00)	(2,729,971.40)	(59,955,475.00)	1,309,528.00	-2.1%

Description	Resource Codes	Object Codes	Original Budget (A)	Board Approved Operating Budget (B)	Actuals To Date (C)	Projected Year Totals (D)	Difference (Col B & D) (E)	% Diff Column B & D (F)
A. REVENUES								
1) LCFF Sources		8010-8099	2,061,615.00	2,162,389.00	0.00	2,162,389.00	0.00	0.0%
2) Federal Revenue		8100-8299	100,599,595.00	99,591,783.00	36,996,286.39	99,510,023.00	(81,760.00)	-0.1%
3) Other State Revenue		8300-8599	82,242,190.00	159,386,747.00	74,245,509.43	150,082,568.00	(9,304,179.00)	-5.8%
4) Other Local Revenue		8600-8799	4,545,896.00	5,066,091.00	4,583,181.16	7,395,895.00	2,329,804.00	46.0%
5) TOTAL, REVENUES			189,449,296.00	266,207,010.00	115,824,976.98	259,150,875.00		
B. EXPENDITURES								
1) Certificated Salaries		1000-1999	59,740,108.00	66,118,188.00	34,540,694.02	65,037,139.00	1,081,049.00	1.6%
2) Classified Salaries		2000-2999	45,052,873.00	49,928,431.00	25,623,234.35	47,609,885.00	2,318,546.00	4.6%
3) Employee Benefits		3000-3999	81,556,575.00	82,381,452.00	29,227,865.45	79,352,904.00	3,028,548.00	3.7%
4) Books and Supplies		4000-4999	36,510,596.00	30,113,606.00	7,051,458.11	31,314,789.00	(1,201,183.00)	-4.0%
5) Services and Other Operating Expenditures		5000-5999	17,903,852.00	23,112,105.00	14,322,717.13	28,618,157.00	(5,506,052.00)	-23.8%
6) Capital Outlay		6000-6999	3,629,881.00	3,352,359.00	1,449,936.55	3,213,501.00	138,858.00	4.1%
7) Other Outgo (excluding Transfers of Indirect Costs)		7100-7299 7400-7499	107,404.00	107,404.00	0.00	107,404.00	0.00	0.0%
8) Other Outgo - Transfers of Indirect Costs		7300-7399	6,053,617.00	6,116,261.00	690,472.33	5,832,394.00	283,867.00	4.6%
9) TOTAL, EXPENDITURES			250,554,906.00	261,229,806.00	112,906,377.94	261,086,173.00		
C. EXCESS (DEFICIENCY) OF REVENUES OVER EXPENDITURES BEFORE OTHER FINANCING SOURCES AND USES (A5 - B9)			(61,105,610.00)	4,977,204.00	2,918,599.04	(1,935,298.00)		
D. OTHER FINANCING SOURCES/USES								
1) Interfund Transfers								
a) Transfers In		8900-8929	0.00	0.00	0.00	0.00	0.00	0.0%
b) Transfers Out		7600-7629	4,728,836.00	4,728,836.00	2,061,292.00	4,785,891.00	(57,055.00)	-1.2%
2) Other Sources/Uses								
a) Sources		8930-8979	0.00	0.00	0.00	0.00	0.00	0.0%
b) Uses		7630-7699	0.00	0.00	0.00	0.00	0.00	0.0%
3) Contributions		8980-8999	56,236,964.00	59,589,226.00	2,679,862.40	58,279,698.00	(1,309,528.00)	-2.2%
4) TOTAL, OTHER FINANCING SOURCES/USES			51,508,128.00	54,860,390.00	618,570.40	53,493,807.00		
E. NET INCREASE (DECREASE) IN FUND BALANCE (C + D4)			(9,597,482.00)	59,837,594.00	3,537,169.44	51,558,509.00		
F. FUND BALANCE, RESERVES								
1) Beginning Fund Balance								
a) As of July 1 - Unaudited		9791	53,679,870.71	53,679,870.71		53,679,870.71	0.00	0.0%
b) Audit Adjustments		9793	0.00	0.00		0.00	0.00	0.0%
c) As of July 1 - Audited (F1a + F1b)			53,679,870.71	53,679,870.71		53,679,870.71		
d) Other Restatements		9795	0.00	0.00		0.00	0.00	0.0%
e) Adjusted Beginning Balance (F1c + F1d)			53,679,870.71	53,679,870.71		53,679,870.71		
2) Ending Balance, June 30 (E + F1e)			44,082,388.71	113,517,464.71		105,238,379.71		
Components of Ending Fund Balance								
a) Nonspendable								
Revolving Cash		9711	0.00	0.00		0.00		
Stores		9712	0.00	0.00		0.00		
Prepaid Items		9713	0.00	0.00		0.00		
All Others		9719	0.00	0.00		0.00		

Description	Resource Codes	Object Codes	Original Budget (A)	Board Approved Operating Budget (B)	Actuals To Date (C)	Projected Year Totals (D)	Difference (Col B & D) (E)	% Diff Column B & D (F)
b) Restricted		9740	44,082,388.71	113,517,464.99		105,238,379.99		
c) Committed								
Stabilization Arrangements		9750	0.00	0.00		0.00		
Other Commitments		9760	0.00	0.00		0.00		
d) Assigned								
Other Assignments		9780	0.00	0.00		0.00		
e) Unassigned/Unappropriated								
Reserve for Economic Uncertainties		9789	0.00	0.00		0.00		
Unassigned/Unappropriated Amount		9790	0.00	(.28)		(.28)		
LCFF SOURCES								
Principal Apportionment								
State Aid - Current Year		8011	0.00	0.00	0.00	0.00		
Education Protection Account State Aid - Current Year		8012	0.00	0.00	0.00	0.00		
State Aid - Prior Years		8019	0.00	0.00	0.00	0.00		
Tax Relief Subventions								
Homeowners' Exemptions		8021	0.00	0.00	0.00	0.00		
Timber Yield Tax		8022	0.00	0.00	0.00	0.00		
Other Subventions/In-Lieu Taxes		8029	0.00	0.00	0.00	0.00		
County & District Taxes								
Secured Roll Taxes		8041	0.00	0.00	0.00	0.00		
Unsecured Roll Taxes		8042	0.00	0.00	0.00	0.00		
Prior Years' Taxes		8043	0.00	0.00	0.00	0.00		
Supplemental Taxes		8044	0.00	0.00	0.00	0.00		
Education Revenue Augmentation Fund (ERAF)		8045	0.00	0.00	0.00	0.00		
Community Redevelopment Funds (SB 617/699/1992)		8047	0.00	0.00	0.00	0.00		
Penalties and Interest from Delinquent Taxes		8048	0.00	0.00	0.00	0.00		
Miscellaneous Funds (EC 41604)								
Royalties and Bonuses		8081	0.00	0.00	0.00	0.00		
Other In-Lieu Taxes		8082	0.00	0.00	0.00	0.00		
Less: Non-LCFF								
(50%) Adjustment		8089	0.00	0.00	0.00	0.00		
Subtotal, LCFF Sources			0.00	0.00	0.00	0.00		
LCFF Transfers								
Unrestricted LCFF								
Transfers - Current Year	0000	8091						
All Other LCFF Transfers - Current Year	All Other	8091	0.00	0.00	0.00	0.00	0.00	0.0%
Transfers to Charter Schools in Lieu of Property Taxes		8096	0.00	0.00	0.00	0.00		
Property Taxes Transfers		8097	2,061,615.00	2,162,389.00	0.00	2,162,389.00	0.00	0.0%
LCFF/Revenue Limit Transfers - Prior Years		8099	0.00	0.00	0.00	0.00	0.00	0.0%
TOTAL, LCFF SOURCES			2,061,615.00	2,162,389.00	0.00	2,162,389.00	0.00	0.0%
FEDERAL REVENUE								
Maintenance and Operations		8110	0.00	0.00	0.00	0.00	0.00	0.0%
Special Education Entitlement		8181	11,344,579.00	11,719,088.00	344,892.83	13,150,998.00	1,431,910.00	12.2%
Special Education Discretionary Grants		8182	3,368,445.00	3,505,584.00	57,760.47	3,395,808.00	(109,776.00)	-3.1%

Description	Resource Codes	Object Codes	Original Budget (A)	Board Approved Operating Budget (B)	Actuals To Date (C)	Projected Year Totals (D)	Difference (Col B & D) (E)	% Diff Column B & D (F)
Child Nutrition Programs		8220	0.00	0.00	0.00	0.00	0.00	0.0%
Donated Food Commodities		8221	0.00	0.00	0.00	0.00	0.00	0.0%
Forest Reserve Funds		8260	0.00	0.00	0.00	0.00		
Flood Control Funds		8270	0.00	0.00	0.00	0.00		
Wildlife Reserve Funds		8280	0.00	0.00	0.00	0.00		
FEMA		8281	0.00	0.00	0.00	0.00	0.00	0.0%
Interagency Contracts Between LEAs		8285	27,500.00	27,500.00	27,500.00	27,500.00	0.00	0.0%
Pass-Through Revenues from Federal Sources		8287	0.00	0.00	0.00	0.00	0.00	0.0%
Title I, Part A, Basic	3010	8290	17,750,269.00	18,407,924.00	15,742,591.51	18,794,435.00	386,511.00	2.1%
Title I, Part D, Local Delinquent Programs	3025	8290	0.00	0.00	0.00	0.00	0.00	0.0%
Title II, Part A, Supporting Effective Instruction	4035	8290	1,753,808.00	2,152,191.00	551,272.00	2,152,191.00	0.00	0.0%
Title III, Part A, Immigrant Student Program	4201	8290	0.00	80,126.00	80,126.00	80,126.00	0.00	0.0%
Title III, Part A, English Learner Program	4203	8290	770,211.00	911,296.00	276,805.00	911,296.00	0.00	0.0%
Public Charter Schools Grant Program (PCSGP)	4610	8290	0.00	0.00	0.00	0.00	0.00	0.0%
Other NCLB / Every Student Succeeds Act	3040, 3060, 3061, 3110, 3150, 3155, 3180, 3182, 4037, 4123, 4124, 4126, 4127, 4128, 5630	8290	2,299,591.00	2,551,984.00	1,512,107.77	2,551,984.00	0.00	0.0%
Career and Technical Education	3500-3599	8290	476,673.00	476,673.00	0.00	476,673.00	0.00	0.0%
All Other Federal Revenue	All Other	8290	62,808,519.00	59,759,417.00	18,403,230.81	57,969,012.00	(1,790,405.00)	-3.0%
TOTAL, FEDERAL REVENUE			100,599,595.00	99,591,783.00	36,996,286.39	99,510,023.00	(81,760.00)	-0.1%
OTHER STATE REVENUE								
Other State Apportionments								
ROC/P Entitlement								
Prior Years	6360	8319	0.00	0.00	0.00	0.00	0.00	0.0%
Special Education Master Plan								
Current Year	6500	8311	35,729,994.00	33,303,842.00	21,441,611.00	33,303,842.00	0.00	0.0%
Prior Years	6500	8319	0.00	0.00	0.00	0.00	0.00	0.0%
All Other State Apportionments - Current Year	All Other	8311	0.00	0.00	0.00	0.00	0.00	0.0%
All Other State Apportionments - Prior Years	All Other	8319	0.00	0.00	0.00	0.00	0.00	0.0%
Child Nutrition Programs		8520	0.00	0.00	0.00	0.00	0.00	0.0%
Mandated Costs Reimbursements		8550	0.00	0.00	0.00	0.00		
Lottery - Unrestricted and Instructional Materials		8560	2,275,359.00	2,366,701.00	430,476.97	2,405,362.00	38,661.00	1.6%
Tax Relief Subventions								
Restricted Levies - Other								
Homeowners' Exemptions		8575	0.00	0.00	0.00	0.00	0.00	0.0%
Other Subventions/In-Lieu Taxes		8576	0.00	0.00	0.00	0.00	0.00	0.0%
Pass-Through Revenues from State Sources		8587	0.00	0.00	0.00	0.00	0.00	0.0%
After School Education and Safety (ASES)	6010	8590	4,549,209.00	5,304,975.00	300,844.83	5,304,975.00	0.00	0.0%
Charter School Facility Grant	6030	8590	0.00	0.00	0.00	0.00	0.00	0.0%

Description	Resource Codes	Object Codes	Original Budget (A)	Board Approved Operating Budget (B)	Actuals To Date (C)	Projected Year Totals (D)	Difference (Col B & D) (E)	% Diff Column B & D (F)
Career Technical Education Incentive Grant Program	6387	8590	1,580,219.00	1,687,532.00	1,426,004.00	1,687,532.00	0.00	0.0%
Drug/Alcohol/Tobacco Funds	6650, 6690, 6695	8590	372,201.00	372,201.00	186,100.50	669,961.00	297,760.00	80.0%
California Clean Energy Jobs Act	6230	8590	0.00	0.00	0.00	0.00	0.00	0.0%
Specialized Secondary	7370	8590	0.00	0.00	0.00	0.00	0.00	0.0%
American Indian Early Childhood Education	7210	8590	0.00	0.00	0.00	0.00	0.00	0.0%
All Other State Revenue	All Other	8590	37,735,208.00	116,351,496.00	50,460,472.13	106,710,896.00	(9,640,600.00)	-8.3%
TOTAL, OTHER STATE REVENUE			82,242,190.00	159,386,747.00	74,245,509.43	150,082,568.00	(9,304,179.00)	-5.8%
OTHER LOCAL REVENUE								
Other Local Revenue								
County and District Taxes								
Other Restricted Levies								
Secured Roll		8615	0.00	0.00	0.00	0.00	0.00	0.0%
Unsecured Roll		8616	0.00	0.00	0.00	0.00	0.00	0.0%
Prior Years' Taxes		8617	0.00	0.00	0.00	0.00	0.00	0.0%
Supplemental Taxes		8618	0.00	0.00	0.00	0.00	0.00	0.0%
Non-Ad Valorem Taxes								
Parcel Taxes		8621	0.00	0.00	0.00	0.00	0.00	0.0%
Other		8622	0.00	0.00	0.00	0.00	0.00	0.0%
Community Redevelopment Funds Not Subject to LCFF Deduction		8625	0.00	0.00	0.00	0.00	0.00	0.0%
Penalties and Interest from Delinquent Non-LCFF Taxes		8629	0.00	0.00	0.00	0.00	0.00	0.0%
Sales								
Sale of Equipment/Supplies		8631	0.00	0.00	0.00	0.00	0.00	0.0%
Sale of Publications		8632	0.00	0.00	0.00	0.00	0.00	0.0%
Food Service Sales		8634	0.00	0.00	0.00	0.00	0.00	0.0%
All Other Sales		8639	0.00	0.00	0.00	0.00	0.00	0.0%
Leases and Rentals		8650	0.00	0.00	0.00	0.00	0.00	0.0%
Interest		8660	0.00	0.00	0.00	0.00	0.00	0.0%
Net Increase (Decrease) in the Fair Value of Investments		8662	0.00	0.00	0.00	0.00	0.00	0.0%
Fees and Contracts								
Adult Education Fees		8671	0.00	0.00	0.00	0.00		
Non-Resident Students		8672	0.00	0.00	0.00	0.00		
Transportation Fees From Individuals		8675	0.00	0.00	0.00	0.00	0.00	0.0%
Interagency Services		8677	117,884.00	117,884.00	0.00	117,884.00	0.00	0.0%
Mitigation/Developer Fees		8681	0.00	0.00	0.00	0.00	0.00	0.0%
All Other Fees and Contracts		8689	913,349.00	1,038,640.00	425,481.84	978,390.00	(60,250.00)	-5.8%
Other Local Revenue								
Plus: Misc Funds Non-LCFF (50%) Adjustment		8691	0.00	0.00	0.00	0.00		
Pass-Through Revenues From Local Sources		8697	0.00	0.00	0.00	0.00	0.00	0.0%
All Other Local Revenue		8699	3,182,633.00	3,577,537.00	4,157,699.32	5,967,591.00	2,390,054.00	66.8%
Tuition		8710	0.00	0.00	0.00	0.00	0.00	0.0%
All Other Transfers In		8781-8783	0.00	0.00	0.00	0.00	0.00	0.0%
Transfers Of Apportionments								
Special Education SELPA Transfers								

Description	Resource Codes	Object Codes	Original Budget (A)	Board Approved Operating Budget (B)	Actuals To Date (C)	Projected Year Totals (D)	Difference (Col B & D) (E)	% Diff Column B & D (F)
From Districts or Charter Schools	6500	8791	332,030.00	332,030.00	0.00	332,030.00	0.00	0.0%
From County Offices	6500	8792	0.00	0.00	0.00	0.00	0.00	0.0%
From JPAs	6500	8793	0.00	0.00	0.00	0.00	0.00	0.0%
ROC/P Transfers								
From Districts or Charter Schools	6360	8791	0.00	0.00	0.00	0.00	0.00	0.0%
From County Offices	6360	8792	0.00	0.00	0.00	0.00	0.00	0.0%
From JPAs	6360	8793	0.00	0.00	0.00	0.00	0.00	0.0%
Other Transfers of Apportionments								
From Districts or Charter Schools	All Other	8791	0.00	0.00	0.00	0.00	0.00	0.0%
From County Offices	All Other	8792	0.00	0.00	0.00	0.00	0.00	0.0%
From JPAs	All Other	8793	0.00	0.00	0.00	0.00	0.00	0.0%
All Other Transfers In from All Others		8799	0.00	0.00	0.00	0.00	0.00	0.0%
TOTAL, OTHER LOCAL REVENUE			4,545,896.00	5,066,091.00	4,583,181.16	7,395,895.00	2,329,804.00	46.0%
TOTAL, REVENUES			189,449,296.00	266,207,010.00	115,824,976.98	259,150,875.00	(7,056,135.00)	-2.7%
CERTIFICATED SALARIES								
Certificated Teachers' Salaries		1100	42,115,178.00	47,049,699.00	24,368,610.07	46,558,305.00	491,394.00	1.0%
Certificated Pupil Support Salaries		1200	7,328,131.00	8,057,568.00	3,992,244.39	7,761,248.00	296,320.00	3.7%
Certificated Supervisors' and Administrators' Salaries		1300	3,986,812.00	4,088,784.00	2,389,227.05	3,943,989.00	144,795.00	3.5%
Other Certificated Salaries		1900	6,309,987.00	6,922,137.00	3,790,612.51	6,773,597.00	148,540.00	2.1%
TOTAL, CERTIFICATED SALARIES			59,740,108.00	66,118,188.00	34,540,694.02	65,037,139.00	1,081,049.00	1.6%
CLASSIFIED SALARIES								
Classified Instructional Salaries		2100	21,538,912.00	22,666,330.00	11,499,113.44	20,304,286.00	2,362,044.00	10.4%
Classified Support Salaries		2200	12,639,342.00	13,868,851.00	7,473,804.59	13,731,667.00	137,184.00	1.0%
Classified Supervisors' and Administrators' Salaries		2300	3,833,848.00	4,911,695.00	2,552,928.42	4,931,229.00	(19,534.00)	-0.4%
Clerical, Technical and Office Salaries		2400	2,034,792.00	2,213,110.00	1,244,006.38	2,197,001.00	16,109.00	0.7%
Other Classified Salaries		2900	5,005,979.00	6,268,445.00	2,853,381.52	6,445,702.00	(177,257.00)	-2.8%
TOTAL, CLASSIFIED SALARIES			45,052,873.00	49,928,431.00	25,623,234.35	47,609,885.00	2,318,546.00	4.6%
EMPLOYEE BENEFITS								
STRS		3101-3102	31,950,446.00	33,044,501.00	5,957,195.31	32,898,933.00	145,568.00	0.4%
PERS		3201-3202	12,063,643.00	12,757,923.00	6,558,654.36	12,205,640.00	552,283.00	4.3%
OASDI/Medicare/Alternative		3301-3302	4,496,775.00	4,916,218.00	2,490,081.43	4,694,498.00	221,720.00	4.5%
Health and Welfare Benefits		3401-3402	27,020,644.00	24,629,134.00	10,419,027.13	22,512,718.00	2,116,416.00	8.6%
Unemployment Insurance		3501-3502	523,215.00	593,832.00	301,459.40	590,089.00	3,743.00	0.6%
Workers' Compensation		3601-3602	1,709,655.00	1,880,972.00	1,031,753.33	1,954,918.00	(73,946.00)	-3.9%
OPEB, Allocated		3701-3702	2,594,677.00	2,870,877.00	1,482,610.58	2,770,927.00	99,950.00	3.5%
OPEB, Active Employees		3751-3752	0.00	0.00	5.25	31.00	(31.00)	New
Other Employee Benefits		3901-3902	1,197,520.00	1,687,995.00	987,078.66	1,725,150.00	(37,155.00)	-2.2%
TOTAL, EMPLOYEE BENEFITS			81,556,575.00	82,381,452.00	29,227,865.45	79,352,904.00	3,028,548.00	3.7%
BOOKS AND SUPPLIES								
Approved Textbooks and Core Curricula Materials		4100	6,573,086.00	5,464,187.00	837,173.21	5,464,187.00	0.00	0.0%
Books and Other Reference Materials		4200	651,941.00	1,305,168.00	393,839.86	1,229,035.00	76,133.00	5.8%
Materials and Supplies		4300	27,067,322.00	18,188,775.00	2,640,656.35	17,481,430.00	707,345.00	3.9%
Noncapitalized Equipment		4400	2,218,247.00	5,152,630.00	2,745,200.25	5,939,051.00	(786,421.00)	-15.3%
Food		4700	0.00	2,846.00	434,588.44	1,201,086.00	(1,198,240.00)	-42,102.6%
TOTAL, BOOKS AND SUPPLIES			36,510,596.00	30,113,606.00	7,051,458.11	31,314,789.00	(1,201,183.00)	-4.0%

Description	Resource Codes	Object Codes	Original Budget (A)	Board Approved Operating Budget (B)	Actuals To Date (C)	Projected Year Totals (D)	Difference (Col B & D) (E)	% Diff Column B & D (F)
SERVICES AND OTHER OPERATING EXPENDITURES								
Subagreements for Services		5100	11,148,196.00	11,264,765.00	6,487,620.95	17,726,025.00	(6,461,260.00)	-57.4%
Travel and Conferences		5200	487,754.00	1,036,317.00	376,394.82	1,014,425.00	21,892.00	2.1%
Dues and Memberships		5300	44,257.00	95,548.00	41,804.35	83,633.00	11,915.00	12.5%
Insurance		5400-5450	0.00	175.00	0.00	175.00	0.00	0.0%
Operations and Housekeeping Services		5500	0.00	0.00	0.00	0.00	0.00	0.0%
Rentals, Leases, Repairs, and Noncapitalized Improvements		5600	419,483.00	300,706.00	240,916.71	422,648.00	(121,942.00)	-40.6%
Transfers of Direct Costs		5710	681,012.00	814,578.00	1,399,329.04	941,995.00	(127,417.00)	-15.6%
Transfers of Direct Costs - Interfund		5750	(6,082,574.00)	(6,030,624.00)	(769,933.74)	(6,081,392.00)	50,768.00	-0.8%
Professional/Consulting Services and Operating Expenditures		5800	11,029,022.00	15,410,141.00	6,454,858.01	14,290,314.00	1,119,827.00	7.3%
Communications		5900	176,702.00	220,499.00	91,726.99	220,334.00	165.00	0.1%
TOTAL, SERVICES AND OTHER OPERATING EXPENDITURES			17,903,852.00	23,112,105.00	14,322,717.13	28,618,157.00	(5,506,052.00)	-23.8%
CAPITAL OUTLAY								
Land		6100	0.00	0.00	0.00	0.00	0.00	0.0%
Land Improvements		6170	0.00	0.00	0.00	0.00	0.00	0.0%
Buildings and Improvements of Buildings		6200	1,000,000.00	1,000,000.00	0.00	1,000,000.00	0.00	0.0%
Books and Media for New School Libraries or Major Expansion of School Libraries		6300	0.00	0.00	0.00	0.00	0.00	0.0%
Equipment		6400	2,556,881.00	2,279,359.00	1,449,936.55	2,140,501.00	138,858.00	6.1%
Equipment Replacement		6500	73,000.00	73,000.00	0.00	73,000.00	0.00	0.0%
Lease Assets		6600	0.00	0.00	0.00	0.00	0.00	0.0%
TOTAL, CAPITAL OUTLAY			3,629,881.00	3,352,359.00	1,449,936.55	3,213,501.00	138,858.00	4.1%
OTHER OUTGO (excluding Transfers of Indirect Costs)								
Tuition								
Tuition for Instruction Under Interdistrict								
Attendance Agreements		7110	0.00	0.00	0.00	0.00	0.00	0.0%
State Special Schools		7130	107,404.00	107,404.00	0.00	107,404.00	0.00	0.0%
Tuition, Excess Costs, and/or Deficit Payments								
Payments to Districts or Charter Schools		7141	0.00	0.00	0.00	0.00	0.00	0.0%
Payments to County Offices		7142	0.00	0.00	0.00	0.00	0.00	0.0%
Payments to JPAs		7143	0.00	0.00	0.00	0.00	0.00	0.0%
Transfers of Pass-Through Revenues								
To Districts or Charter Schools		7211	0.00	0.00	0.00	0.00	0.00	0.0%
To County Offices		7212	0.00	0.00	0.00	0.00	0.00	0.0%
To JPAs		7213	0.00	0.00	0.00	0.00	0.00	0.0%
Special Education SELPA Transfers of Apportionments								
To Districts or Charter Schools	6500	7221	0.00	0.00	0.00	0.00	0.00	0.0%
To County Offices	6500	7222	0.00	0.00	0.00	0.00	0.00	0.0%
To JPAs	6500	7223	0.00	0.00	0.00	0.00	0.00	0.0%
ROC/P Transfers of Apportionments								
To Districts or Charter Schools	6360	7221	0.00	0.00	0.00	0.00	0.00	0.0%
To County Offices	6360	7222	0.00	0.00	0.00	0.00	0.00	0.0%
To JPAs	6360	7223	0.00	0.00	0.00	0.00	0.00	0.0%

Description	Resource Codes	Object Codes	Original Budget (A)	Board Approved Operating Budget (B)	Actuals To Date (C)	Projected Year Totals (D)	Difference (Col B & D) (E)	% Diff Column B & D (F)
Other Transfers of Apportionments	All Other	7221-7223	0.00	0.00	0.00	0.00	0.00	0.0%
All Other Transfers		7281-7283	0.00	0.00	0.00	0.00	0.00	0.0%
All Other Transfers Out to All Others		7299	0.00	0.00	0.00	0.00	0.00	0.0%
Debt Service								
Debt Service - Interest		7438	0.00	0.00	0.00	0.00	0.00	0.0%
Other Debt Service - Principal		7439	0.00	0.00	0.00	0.00	0.00	0.0%
TOTAL, OTHER OUTGO (excluding Transfers of Indirect Costs)			107,404.00	107,404.00	0.00	107,404.00	0.00	0.0%
OTHER OUTGO - TRANSFERS OF INDIRECT COSTS								
Transfers of Indirect Costs		7310	6,053,617.00	6,116,261.00	690,472.33	5,832,394.00	283,867.00	4.6%
Transfers of Indirect Costs - Interfund		7350	0.00	0.00	0.00	0.00	0.00	0.0%
TOTAL, OTHER OUTGO - TRANSFERS OF INDIRECT COSTS			6,053,617.00	6,116,261.00	690,472.33	5,832,394.00	283,867.00	4.6%
TOTAL, EXPENDITURES			250,554,906.00	261,229,806.00	112,906,377.94	261,086,173.00	143,633.00	0.1%
INTERFUND TRANSFERS								
INTERFUND TRANSFERS IN								
From: Special Reserve Fund		8912	0.00	0.00	0.00	0.00	0.00	0.0%
From: Bond Interest and Redemption Fund		8914	0.00	0.00	0.00	0.00		
Other Authorized Interfund Transfers In		8919	0.00	0.00	0.00	0.00	0.00	0.0%
(a) TOTAL, INTERFUND TRANSFERS IN			0.00	0.00	0.00	0.00	0.00	0.0%
INTERFUND TRANSFERS OUT								
To: Child Development Fund		7611	2,724,599.00	2,724,599.00	0.00	2,724,599.00	0.00	0.0%
To: Special Reserve Fund		7612	0.00	0.00	0.00	0.00	0.00	0.0%
To: State School Building Fund/ County School Facilities Fund		7613	0.00	0.00	0.00	0.00	0.00	0.0%
To: Cafeteria Fund		7616	0.00	0.00	0.00	0.00	0.00	0.0%
Other Authorized Interfund Transfers Out		7619	2,004,237.00	2,004,237.00	2,061,292.00	2,061,292.00	(57,055.00)	-2.8%
(b) TOTAL, INTERFUND TRANSFERS OUT			4,728,836.00	4,728,836.00	2,061,292.00	4,785,891.00	(57,055.00)	-1.2%
OTHER SOURCES/USES								
SOURCES								
State Apportionments								
Emergency Apportionments		8931	0.00	0.00	0.00	0.00		
Proceeds								
Proceeds from Disposal of Capital Assets		8953	0.00	0.00	0.00	0.00	0.00	0.0%
Other Sources								
Transfers from Funds of Lapsed/Reorganized LEAs		8965	0.00	0.00	0.00	0.00	0.00	0.0%
Long-Term Debt Proceeds								
Proceeds from Certificates of Participation		8971	0.00	0.00	0.00	0.00	0.00	0.0%
Proceeds from Leases		8972	0.00	0.00	0.00	0.00	0.00	0.0%
Proceeds from Lease Revenue Bonds		8973	0.00	0.00	0.00	0.00	0.00	0.0%
All Other Financing Sources		8979	0.00	0.00	0.00	0.00	0.00	0.0%
(c) TOTAL, SOURCES			0.00	0.00	0.00	0.00	0.00	0.0%
USES								
Transfers of Funds from Lapsed/Reorganized LEAs		7651	0.00	0.00	0.00	0.00	0.00	0.0%

Description	Resource Codes	Object Codes	Original Budget (A)	Board Approved Operating Budget (B)	Actuals To Date (C)	Projected Year Totals (D)	Difference (Col B & D) (E)	% Diff Column B & D (F)
All Other Financing Uses		7699	0.00	0.00	0.00	0.00	0.00	0.0%
(d) TOTAL, USES			0.00	0.00	0.00	0.00	0.00	0.0%
CONTRIBUTIONS								
Contributions from Unrestricted Revenues		8980	56,236,964.00	59,589,226.00	2,679,862.40	58,279,698.00	(1,309,528.00)	-2.2%
Contributions from Restricted Revenues		8990	0.00	0.00	0.00	0.00	0.00	0.0%
(e) TOTAL, CONTRIBUTIONS			56,236,964.00	59,589,226.00	2,679,862.40	58,279,698.00	(1,309,528.00)	-2.2%
TOTAL, OTHER FINANCING SOURCES/USES (a - b + c - d + e)			51,508,128.00	54,860,390.00	618,570.40	53,493,807.00	1,366,583.00	2.5%

Description	Resource Codes	Object Codes	Original Budget (A)	Board Approved Operating Budget (B)	Actuals To Date (C)	Projected Year Totals (D)	Difference (Col B & D) (E)	% Diff Column B & D (F)
A. REVENUES								
1) LCFF Sources		8010-8099	409,990,124.00	430,066,850.00	244,680,997.50	431,981,609.00	1,914,759.00	0.4%
2) Federal Revenue		8100-8299	100,599,595.00	99,591,783.00	36,996,286.39	99,510,023.00	(81,760.00)	-0.1%
3) Other State Revenue		8300-8599	91,773,384.00	169,048,319.00	78,961,440.73	159,896,459.00	(9,151,860.00)	-5.4%
4) Other Local Revenue		8600-8799	6,019,717.00	6,715,645.00	6,171,105.43	9,844,603.00	3,128,958.00	46.6%
5) TOTAL, REVENUES			608,382,820.00	705,422,597.00	366,809,830.05	701,232,694.00		
B. EXPENDITURES								
1) Certificated Salaries		1000-1999	224,303,695.00	243,359,492.00	129,455,903.15	242,515,118.00	844,374.00	0.3%
2) Classified Salaries		2000-2999	89,918,707.00	97,718,086.00	51,687,309.25	95,242,050.00	2,476,036.00	2.5%
3) Employee Benefits		3000-3999	183,157,691.00	184,278,944.00	81,716,679.59	180,070,745.00	4,208,199.00	2.3%
4) Books and Supplies		4000-4999	43,570,174.00	37,501,372.00	9,432,484.43	38,996,965.00	(1,495,593.00)	-4.0%
5) Services and Other Operating Expenditures		5000-5999	43,439,774.00	48,852,487.00	26,300,845.85	55,376,408.00	(6,523,921.00)	-13.4%
6) Capital Outlay		6000-6999	6,635,500.00	8,803,556.00	1,496,788.86	8,636,241.00	167,315.00	1.9%
7) Other Outgo (excluding Transfers of Indirect Costs)		7100-7299 7400-7499	1,165,582.00	1,341,137.00	484,158.06	1,905,692.00	(564,555.00)	-42.1%
8) Other Outgo - Transfers of Indirect Costs		7300-7399	(1,195,214.00)	(1,328,745.00)	(460,783.73)	(1,366,718.00)	37,973.00	-2.9%
9) TOTAL, EXPENDITURES			590,995,909.00	620,526,329.00	300,113,385.46	621,376,501.00		
C. EXCESS (DEFICIENCY) OF REVENUES OVER EXPENDITURES BEFORE OTHER FINANCING SOURCES AND USES (A5 - B9)			17,386,911.00	84,896,268.00	66,696,444.59	79,856,193.00		
D. OTHER FINANCING SOURCES/USES								
1) Interfund Transfers								
a) Transfers In		8900-8929	1,000.00	1,000.00	0.00	1,000.00	0.00	0.0%
b) Transfers Out		7600-7629	6,405,613.00	6,405,613.00	2,111,401.00	6,462,668.00	(57,055.00)	-0.9%
2) Other Sources/Uses								
a) Sources		8930-8979	0.00	0.00	0.00	0.00	0.00	0.0%
b) Uses		7630-7699	0.00	0.00	0.00	0.00	0.00	0.0%
3) Contributions		8980-8999	0.00	0.00	0.00	0.00	0.00	0.0%
4) TOTAL, OTHER FINANCING SOURCES/USES			(6,404,613.00)	(6,404,613.00)	(2,111,401.00)	(6,461,668.00)		
E. NET INCREASE (DECREASE) IN FUND BALANCE (C + D4)			10,982,298.00	78,491,655.00	64,585,043.59	73,394,525.00		
F. FUND BALANCE, RESERVES								
1) Beginning Fund Balance								
a) As of July 1 - Unaudited		9791	169,920,766.89	169,920,766.89		169,920,766.89	0.00	0.0%
b) Audit Adjustments		9793	0.00	0.00		0.00	0.00	0.0%
c) As of July 1 - Audited (F1a + F1b)			169,920,766.89	169,920,766.89		169,920,766.89		
d) Other Restatements		9795	(20,602,253.00)	(20,602,253.00)		(20,602,253.00)	0.00	0.0%
e) Adjusted Beginning Balance (F1c + F1d)			149,318,513.89	149,318,513.89		149,318,513.89		
2) Ending Balance, June 30 (E + F1e)			160,300,811.89	227,810,168.89		222,713,038.89		
Components of Ending Fund Balance								
a) Nonspendable								
Revolving Cash		9711	205,000.00	205,000.00		205,000.00		
Stores		9712	37,146.33	37,146.33		37,146.33		
Prepaid Items		9713	0.00	0.00		0.00		
All Others		9719	0.00	0.00		0.00		

Description	Resource Codes	Object Codes	Original Budget (A)	Board Approved Operating Budget (B)	Actuals To Date (C)	Projected Year Totals (D)	Difference (Col B & D) (E)	% Diff Column B & D (F)
b) Restricted		9740	44,082,388.71	113,517,464.99		105,238,379.99		
c) Committed								
Stabilization Arrangements		9750	0.00	0.00		0.00		
Other Commitments		9760	28,958,784.00	40,596,587.29		41,106,057.00		
Bus Replacement Plan	0000	9760	*10,000,000.00*					
Technology Device Refresh and Enhancements	0000	9760	*10,000,000.00*					
Carryover unspent 2021-22 Supplemental Grants	0000	9760	*3,958,784.00*					
Textbook Adoptions	0000	9760	*5,000,000.00*					
Bus Replacement Plan	0000	9760		*12,540,000.00*				
Technology Device Refresh and Enhancements	0000	9760		*10,000,000.00*				
Carryover Unspent Supplemental Grants	0000	9760		*8,056,587.29*				
Textbook Adoptions	0000	9760		*10,000,000.00*				
Bus Replacement Plan	0000	9760				*12,540,000.00*		
Technology Device Refresh and Enhancements	0000	9760				*10,000,000.00*		
Carryover unspent 2022-23 Supplemental Grants	0000	9760				*8,566,057.00*		
Textbook Adoptions	0000	9760				*10,000,000.00*		
d) Assigned								
Other Assignments		9780	1,500,000.00	897,676.00		9,537,359.72		
ERP Implementation	0000	9780	*1,500,000.00*					
ERP Implementation	0000	9780		*897,676.00*				
ERP Implementation	0000	9780				*126,936.00*		
ADA Mitigation Certification	0000	9780				*7,001,732.37*		
Additional Unspent Supplemental Grants	0000	9780				*2,408,691.35*		
e) Unassigned/Unappropriated								
Reserve for Economic Uncertainties		9789	12,538,638.84	12,538,638.84		12,556,783.38		
Unassigned/Unappropriated Amount		9790	72,978,854.01	60,017,655.44		54,032,312.47		
LCFF SOURCES								
Principal Apportionment								
State Aid - Current Year		8011	215,749,832.00	220,557,622.00	127,120,089.00	222,130,876.00	1,573,254.00	0.7%
Education Protection Account State Aid - Current Year		8012	94,531,648.00	102,015,712.00	51,739,163.00	102,139,036.00	123,324.00	0.1%
State Aid - Prior Years		8019	0.00	0.00	1,283,153.00	(87,766.00)	(87,766.00)	New
Tax Relief Subventions								
Homeowners' Exemptions		8021	834,837.00	815,739.00	411,765.92	823,532.00	7,793.00	1.0%
Timber Yield Tax		8022	0.00	0.00	0.00	0.00	0.00	0.0%
Other Subventions/In-Lieu Taxes		8029	0.00	0.00	0.00	0.00	0.00	0.0%
County & District Taxes								
Secured Roll Taxes		8041	101,373,645.00	109,246,711.00	59,486,653.50	108,973,311.00	(273,400.00)	-0.3%
Unsecured Roll Taxes		8042	3,471,494.00	3,270,219.00	3,536,005.87	3,565,986.00	295,767.00	9.0%
Prior Years' Taxes		8043	1,023,172.00	681,465.00	1,107,050.75	1,107,051.00	425,586.00	62.5%
Supplemental Taxes		8044	3,777,165.00	4,501,091.00	1,147,354.73	4,303,716.00	(197,375.00)	-4.4%
Education Revenue Augmentation Fund (ERAF)		8045	15,824,771.00	17,240,222.00	11,703,798.62	17,240,222.00	0.00	0.0%

Description	Resource Codes	Object Codes	Original Budget (A)	Board Approved Operating Budget (B)	Actuals To Date (C)	Projected Year Totals (D)	Difference (Col B & D) (E)	% Diff Column B & D (F)
Community Redevelopment Funds (SB 617/699/1992)		8047	230,259.00	196,757.00	6,582.52	196,757.00	0.00	0.0%
Penalties and Interest from Delinquent Taxes		8048	0.00	0.00	0.00	0.00	0.00	0.0%
Miscellaneous Funds (EC 41604)								
Royalties and Bonuses		8081	0.00	0.00	0.00	0.00	0.00	0.0%
Other In-Lieu Taxes		8082	28,436.00	33,427.00	3,417.18	33,427.00	0.00	0.0%
Less: Non-LCFF								
(50%) Adjustment		8089	(14,218.00)	(16,714.00)	(1,708.59)	(16,714.00)	0.00	0.0%
Subtotal, LCFF Sources			436,831,041.00	458,542,251.00	257,543,325.50	460,409,434.00	1,867,183.00	0.4%
LCFF Transfers								
Unrestricted LCFF								
Transfers - Current Year	0000	8091	0.00	0.00	0.00	0.00	0.00	0.0%
All Other LCFF Transfers - Current Year	All Other	8091	0.00	0.00	0.00	0.00	0.00	0.0%
Transfers to Charter Schools in Lieu of Property Taxes		8096	(28,902,532.00)	(30,637,790.00)	(12,862,328.00)	(30,590,214.00)	47,576.00	-0.2%
Property Taxes Transfers		8097	2,061,615.00	2,162,389.00	0.00	2,162,389.00	0.00	0.0%
LCFF/Revenue Limit Transfers - Prior Years		8099	0.00	0.00	0.00	0.00	0.00	0.0%
TOTAL, LCFF SOURCES			409,990,124.00	430,066,850.00	244,680,997.50	431,981,609.00	1,914,759.00	0.4%
FEDERAL REVENUE								
Maintenance and Operations		8110	0.00	0.00	0.00	0.00	0.00	0.0%
Special Education Entitlement		8181	11,344,579.00	11,719,088.00	344,892.83	13,150,998.00	1,431,910.00	12.2%
Special Education Discretionary Grants		8182	3,368,445.00	3,505,584.00	57,760.47	3,395,808.00	(109,776.00)	-3.1%
Child Nutrition Programs		8220	0.00	0.00	0.00	0.00	0.00	0.0%
Donated Food Commodities		8221	0.00	0.00	0.00	0.00	0.00	0.0%
Forest Reserve Funds		8260	0.00	0.00	0.00	0.00	0.00	0.0%
Flood Control Funds		8270	0.00	0.00	0.00	0.00	0.00	0.0%
Wildlife Reserve Funds		8280	0.00	0.00	0.00	0.00	0.00	0.0%
FEMA		8281	0.00	0.00	0.00	0.00	0.00	0.0%
Interagency Contracts Between LEAs		8285	27,500.00	27,500.00	27,500.00	27,500.00	0.00	0.0%
Pass-Through Revenues from Federal Sources		8287	0.00	0.00	0.00	0.00	0.00	0.0%
Title I, Part A, Basic	3010	8290	17,750,269.00	18,407,924.00	15,742,591.51	18,794,435.00	386,511.00	2.1%
Title I, Part D, Local Delinquent Programs	3025	8290	0.00	0.00	0.00	0.00	0.00	0.0%
Title II, Part A, Supporting Effective Instruction	4035	8290	1,753,808.00	2,152,191.00	551,272.00	2,152,191.00	0.00	0.0%
Title III, Part A, Immigrant Student Program	4201	8290	0.00	80,126.00	80,126.00	80,126.00	0.00	0.0%
Title III, Part A, English Learner Program	4203	8290	770,211.00	911,296.00	276,805.00	911,296.00	0.00	0.0%
Public Charter Schools Grant Program (PCSGP)	4610	8290	0.00	0.00	0.00	0.00	0.00	0.0%
Other NCLB / Every Student Succeeds Act	3040, 3060, 3061, 3110, 3150, 3155, 3180, 3182, 4037, 4123, 4124, 4126, 4127, 4128, 5630	8290	2,299,591.00	2,551,984.00	1,512,107.77	2,551,984.00	0.00	0.0%
Career and Technical Education	3500-3599	8290	476,673.00	476,673.00	0.00	476,673.00	0.00	0.0%
All Other Federal Revenue	All Other	8290	62,808,519.00	59,759,417.00	18,403,230.81	57,969,012.00	(1,790,405.00)	-3.0%
TOTAL, FEDERAL REVENUE			100,599,595.00	99,591,783.00	36,996,286.39	99,510,023.00	(81,760.00)	-0.1%

Description	Resource Codes	Object Codes	Original Budget (A)	Board Approved Operating Budget (B)	Actuals To Date (C)	Projected Year Totals (D)	Difference (Col B & D) (E)	% Diff Column B & D (F)
OTHER STATE REVENUE								
Other State Apportionments								
ROC/P Entitlement								
Prior Years	6360	8319	0.00	0.00	0.00	0.00	0.00	0.0%
Special Education Master Plan								
Current Year	6500	8311	35,729,994.00	33,303,842.00	21,441,611.00	33,303,842.00	0.00	0.0%
Prior Years	6500	8319	0.00	0.00	0.00	0.00	0.00	0.0%
All Other State Apportionments - Current Year	All Other	8311	0.00	0.00	0.00	0.00	0.00	0.0%
All Other State Apportionments - Prior Years	All Other	8319	0.00	0.00	0.00	0.00	0.00	0.0%
Child Nutrition Programs		8520	0.00	0.00	0.00	0.00	0.00	0.0%
Mandated Costs Reimbursements		8550	1,625,293.00	1,544,284.00	1,544,284.00	1,544,284.00	0.00	0.0%
Lottery - Unrestricted and Instructional Materials		8560	7,981,260.00	8,371,763.00	3,547,901.01	8,508,520.00	136,757.00	1.6%
Tax Relief Subventions								
Restricted Levies - Other								
Homeowners' Exemptions		8575	0.00	0.00	0.00	0.00	0.00	0.0%
Other Subventions/In-Lieu Taxes		8576	0.00	0.00	0.00	0.00	0.00	0.0%
Pass-Through Revenues from State Sources		8587	0.00	0.00	0.00	0.00	0.00	0.0%
After School Education and Safety (ASES)	6010	8590	4,549,209.00	5,304,975.00	300,844.83	5,304,975.00	0.00	0.0%
Charter School Facility Grant	6030	8590	0.00	0.00	0.00	0.00	0.00	0.0%
Career Technical Education Incentive Grant Program	6387	8590	1,580,219.00	1,687,532.00	1,426,004.00	1,687,532.00	0.00	0.0%
Drug/Alcohol/Tobacco Funds	6650, 6690, 6695	8590	372,201.00	372,201.00	186,100.50	669,961.00	297,760.00	80.0%
California Clean Energy Jobs Act	6230	8590	0.00	0.00	0.00	0.00	0.00	0.0%
Specialized Secondary	7370	8590	0.00	0.00	0.00	0.00	0.00	0.0%
American Indian Early Childhood Education	7210	8590	0.00	0.00	0.00	0.00	0.00	0.0%
All Other State Revenue	All Other	8590	39,935,208.00	118,463,722.00	50,514,695.39	108,877,345.00	(9,586,377.00)	-8.1%
TOTAL, OTHER STATE REVENUE			91,773,384.00	169,048,319.00	78,961,440.73	159,896,459.00	(9,151,860.00)	-5.4%
OTHER LOCAL REVENUE								
Other Local Revenue								
County and District Taxes								
Other Restricted Levies								
Secured Roll		8615	0.00	0.00	0.00	0.00	0.00	0.0%
Unsecured Roll		8616	0.00	0.00	0.00	0.00	0.00	0.0%
Prior Years' Taxes		8617	0.00	0.00	0.00	0.00	0.00	0.0%
Supplemental Taxes		8618	0.00	0.00	0.00	0.00	0.00	0.0%
Non-Ad Valorem Taxes								
Parcel Taxes		8621	0.00	0.00	0.00	0.00	0.00	0.0%
Other		8622	0.00	0.00	0.00	0.00	0.00	0.0%
Community Redevelopment Funds Not Subject to LCFF Deduction		8625	0.00	0.00	0.00	0.00	0.00	0.0%
Penalties and Interest from Delinquent Non-LCFF Taxes		8629	0.00	0.00	0.00	0.00	0.00	0.0%
Sales								
Sale of Equipment/Supplies		8631	0.00	0.00	0.00	0.00	0.00	0.0%
Sale of Publications		8632	0.00	0.00	0.00	0.00	0.00	0.0%

Description	Resource Codes	Object Codes	Original Budget (A)	Board Approved Operating Budget (B)	Actuals To Date (C)	Projected Year Totals (D)	Difference (Col B & D) (E)	% Diff Column B & D (F)
Food Service Sales		8634	0.00	0.00	0.00	0.00	0.00	0.0%
All Other Sales		8639	0.00	0.00	0.00	0.00	0.00	0.0%
Leases and Rentals		8650	0.00	0.00	0.00	0.00	0.00	0.0%
Interest		8660	500,000.00	500,000.00	495,842.00	500,000.00	0.00	0.0%
Net Increase (Decrease) in the Fair Value of Investments		8662	0.00	0.00	0.00	0.00	0.00	0.0%
Fees and Contracts								
Adult Education Fees		8671	0.00	0.00	0.00	0.00	0.00	0.0%
Non-Resident Students		8672	0.00	0.00	0.00	0.00	0.00	0.0%
Transportation Fees From Individuals		8675	0.00	0.00	0.00	0.00	0.00	0.0%
Interagency Services		8677	155,822.00	155,822.00	0.00	155,822.00	0.00	0.0%
Mitigation/Developer Fees		8681	0.00	0.00	0.00	0.00	0.00	0.0%
All Other Fees and Contracts		8689	933,349.00	1,058,640.00	425,481.84	998,390.00	(60,250.00)	-5.7%
Other Local Revenue								
Plus: Misc Funds Non-LCFF (50%) Adjustment		8691	11,500.00	11,500.00	1,708.59	11,500.00	0.00	0.0%
Pass-Through Revenues From Local Sources		8697	0.00	0.00	0.00	0.00	0.00	0.0%
All Other Local Revenue		8699	4,087,016.00	4,657,653.00	5,248,073.00	7,846,861.00	3,189,208.00	68.5%
Tuition		8710	0.00	0.00	0.00	0.00	0.00	0.0%
All Other Transfers In		8781-8783	0.00	0.00	0.00	0.00	0.00	0.0%
Transfers Of Apportionments								
Special Education SELPA Transfers								
From Districts or Charter Schools	6500	8791	332,030.00	332,030.00	0.00	332,030.00	0.00	0.0%
From County Offices	6500	8792	0.00	0.00	0.00	0.00	0.00	0.0%
From JPAs	6500	8793	0.00	0.00	0.00	0.00	0.00	0.0%
ROC/P Transfers								
From Districts or Charter Schools	6360	8791	0.00	0.00	0.00	0.00	0.00	0.0%
From County Offices	6360	8792	0.00	0.00	0.00	0.00	0.00	0.0%
From JPAs	6360	8793	0.00	0.00	0.00	0.00	0.00	0.0%
Other Transfers of Apportionments								
From Districts or Charter Schools	All Other	8791	0.00	0.00	0.00	0.00	0.00	0.0%
From County Offices	All Other	8792	0.00	0.00	0.00	0.00	0.00	0.0%
From JPAs	All Other	8793	0.00	0.00	0.00	0.00	0.00	0.0%
All Other Transfers In from All Others		8799	0.00	0.00	0.00	0.00	0.00	0.0%
TOTAL, OTHER LOCAL REVENUE			6,019,717.00	6,715,645.00	6,171,105.43	9,844,603.00	3,128,958.00	46.6%
TOTAL, REVENUES			608,382,820.00	705,422,597.00	366,809,830.05	701,232,694.00	(4,189,903.00)	-0.6%
CERTIFICATED SALARIES								
Certificated Teachers' Salaries		1100	176,426,938.00	191,161,254.00	101,231,376.74	191,292,021.00	(130,767.00)	-0.1%
Certificated Pupil Support Salaries		1200	16,425,704.00	17,875,833.00	9,063,782.99	17,219,554.00	656,279.00	3.7%
Certificated Supervisors' and Administrators' Salaries		1300	21,323,334.00	23,428,575.00	13,412,638.38	23,299,561.00	129,014.00	0.6%
Other Certificated Salaries		1900	10,127,719.00	10,893,830.00	5,748,105.04	10,703,982.00	189,848.00	1.7%
TOTAL, CERTIFICATED SALARIES			224,303,695.00	243,359,492.00	129,455,903.15	242,515,118.00	844,374.00	0.3%
CLASSIFIED SALARIES								
Classified Instructional Salaries		2100	23,434,659.00	24,887,775.00	12,317,532.85	22,174,318.00	2,713,457.00	10.9%
Classified Support Salaries		2200	32,260,280.00	34,575,692.00	18,795,853.27	34,343,840.00	231,852.00	0.7%
Classified Supervisors' and Administrators' Salaries		2300	9,247,093.00	10,754,849.00	5,979,350.77	10,945,067.00	(190,218.00)	-1.8%

Description	Resource Codes	Object Codes	Original Budget (A)	Board Approved Operating Budget (B)	Actuals To Date (C)	Projected Year Totals (D)	Difference (Col B & D) (E)	% Diff Column B & D (F)
Clerical, Technical and Office Salaries		2400	18,626,566.00	19,938,108.00	11,294,095.10	19,955,588.00	(17,480.00)	-0.1%
Other Classified Salaries		2900	6,350,109.00	7,561,662.00	3,300,477.26	7,823,237.00	(261,575.00)	-3.5%
TOTAL, CLASSIFIED SALARIES			89,918,707.00	97,718,086.00	51,687,309.25	95,242,050.00	2,476,036.00	2.5%
EMPLOYEE BENEFITS								
STRS		3101-3102	62,770,959.00	66,241,405.00	23,639,108.73	66,060,974.00	180,431.00	0.3%
PERS		3201-3202	23,638,546.00	24,957,161.00	13,116,645.69	24,160,704.00	796,457.00	3.2%
OASDI/Medicare/Alternative		3301-3302	10,415,389.00	11,287,447.00	5,811,659.95	11,040,037.00	247,410.00	2.2%
Health and Welfare Benefits		3401-3402	69,364,042.00	62,437,544.00	28,592,758.04	59,042,804.00	3,394,740.00	5.4%
Unemployment Insurance		3501-3502	1,571,243.00	1,718,389.00	921,253.40	1,731,145.00	(12,756.00)	-0.7%
Workers' Compensation		3601-3602	5,122,426.00	5,528,022.00	3,104,492.72	5,948,762.00	(420,740.00)	-7.6%
OPEB, Allocated		3701-3702	6,786,617.00	7,406,414.00	3,918,393.76	7,288,169.00	118,245.00	1.6%
OPEB, Active Employees		3751-3752	0.00	0.00	22.86	68.00	(68.00)	New
Other Employee Benefits		3901-3902	3,488,469.00	4,702,562.00	2,612,344.44	4,798,082.00	(95,520.00)	-2.0%
TOTAL, EMPLOYEE BENEFITS			183,157,691.00	184,278,944.00	81,716,679.59	180,070,745.00	4,208,199.00	2.3%
BOOKS AND SUPPLIES								
Approved Textbooks and Core Curricula Materials		4100	6,573,086.00	5,464,187.00	837,173.21	5,464,187.00	0.00	0.0%
Books and Other Reference Materials		4200	1,058,594.00	1,718,814.00	471,544.24	1,634,520.00	84,294.00	4.9%
Materials and Supplies		4300	33,236,767.00	24,589,231.00	4,734,425.33	24,137,196.00	452,035.00	1.8%
Noncapitalized Equipment		4400	2,691,727.00	5,716,142.00	2,954,601.65	6,549,824.00	(833,682.00)	-14.6%
Food		4700	10,000.00	12,998.00	434,740.00	1,211,238.00	(1,198,240.00)	-9,218.6%
TOTAL, BOOKS AND SUPPLIES			43,570,174.00	37,501,372.00	9,432,484.43	38,996,965.00	(1,495,593.00)	-4.0%
SERVICES AND OTHER OPERATING EXPENDITURES								
Subagreements for Services		5100	11,455,916.00	11,582,063.00	6,642,875.50	18,015,104.00	(6,433,041.00)	-55.5%
Travel and Conferences		5200	1,218,693.00	1,734,594.00	602,473.02	1,791,024.00	(56,430.00)	-3.3%
Dues and Memberships		5300	202,993.00	310,124.00	268,172.70	341,586.00	(31,462.00)	-10.1%
Insurance		5400-5450	3,626,081.00	3,669,531.00	1,688,556.72	3,898,638.00	(229,107.00)	-6.2%
Operations and Housekeeping Services		5500	8,765,366.00	8,765,366.00	5,019,806.03	9,265,366.00	(500,000.00)	-5.7%
Rentals, Leases, Repairs, and Noncapitalized Improvements		5600	1,334,341.00	1,569,617.00	589,820.88	1,697,527.00	(127,910.00)	-8.1%
Transfers of Direct Costs		5710	0.00	0.00	0.00	0.00	0.00	0.0%
Transfers of Direct Costs - Interfund		5750	(8,003,384.00)	(7,934,272.00)	(2,371,805.82)	(7,971,190.00)	36,918.00	-0.5%
Professional/Consulting Services and Operating Expenditures		5800	23,250,009.00	27,392,294.00	13,127,360.08	26,568,350.00	823,944.00	3.0%
Communications		5900	1,589,759.00	1,763,170.00	733,586.74	1,770,003.00	(6,833.00)	-0.4%
TOTAL, SERVICES AND OTHER OPERATING EXPENDITURES			43,439,774.00	48,852,487.00	26,300,845.85	55,376,408.00	(6,523,921.00)	-13.4%
CAPITAL OUTLAY								
Land		6100	0.00	0.00	0.00	0.00	0.00	0.0%
Land Improvements		6170	0.00	0.00	0.00	0.00	0.00	0.0%
Buildings and Improvements of Buildings		6200	1,000,000.00	1,000,000.00	0.00	1,000,000.00	0.00	0.0%
Books and Media for New School Libraries or Major Expansion of School Libraries		6300	0.00	0.00	0.00	0.00	0.00	0.0%
Equipment		6400	5,450,367.00	7,667,817.00	1,471,106.91	7,500,532.00	167,285.00	2.2%
Equipment Replacement		6500	185,133.00	135,739.00	25,681.95	135,709.00	30.00	0.0%
Lease Assets		6600	0.00	0.00	0.00	0.00	0.00	0.0%
TOTAL, CAPITAL OUTLAY			6,635,500.00	8,803,556.00	1,496,788.86	8,636,241.00	167,315.00	1.9%

Description	Resource Codes	Object Codes	Original Budget (A)	Board Approved Operating Budget (B)	Actuals To Date (C)	Projected Year Totals (D)	Difference (Col B & D) (E)	% Diff Column B & D (F)
OTHER OUTGO (excluding Transfers of Indirect Costs)								
Tuition								
Tuition for Instruction Under Interdistrict								
Attendance Agreements		7110	0.00	0.00	0.00	0.00	0.00	0.0%
State Special Schools		7130	107,404.00	107,404.00	0.00	107,404.00	0.00	0.0%
Tuition, Excess Costs, and/or Deficit Payments								
Payments to Districts or Charter Schools		7141	0.00	0.00	0.00	0.00	0.00	0.0%
Payments to County Offices		7142	758,185.00	933,740.00	333,747.78	1,497,860.00	(564,120.00)	-60.4%
Payments to JPAs		7143	0.00	0.00	0.00	0.00	0.00	0.0%
Transfers of Pass-Through Revenues								
To Districts or Charter Schools		7211	0.00	0.00	0.00	0.00	0.00	0.0%
To County Offices		7212	0.00	0.00	0.00	0.00	0.00	0.0%
To JPAs		7213	0.00	0.00	0.00	0.00	0.00	0.0%
Special Education SELPA Transfers of Apportionments								
To Districts or Charter Schools	6500	7221	0.00	0.00	0.00	0.00	0.00	0.0%
To County Offices	6500	7222	0.00	0.00	0.00	0.00	0.00	0.0%
To JPAs	6500	7223	0.00	0.00	0.00	0.00	0.00	0.0%
ROC/P Transfers of Apportionments								
To Districts or Charter Schools	6360	7221	0.00	0.00	0.00	0.00	0.00	0.0%
To County Offices	6360	7222	0.00	0.00	0.00	0.00	0.00	0.0%
To JPAs	6360	7223	0.00	0.00	0.00	0.00	0.00	0.0%
Other Transfers of Apportionments	All Other	7221-7223	0.00	0.00	0.00	0.00	0.00	0.0%
All Other Transfers		7281-7283	0.00	0.00	0.00	0.00	0.00	0.0%
All Other Transfers Out to All Others		7299	0.00	0.00	0.00	0.00	0.00	0.0%
Debt Service								
Debt Service - Interest		7438	9,849.00	9,849.00	6,307.47	10,284.00	(435.00)	-4.4%
Other Debt Service - Principal		7439	290,144.00	290,144.00	144,102.81	290,144.00	0.00	0.0%
TOTAL, OTHER OUTGO (excluding Transfers of Indirect Costs)			1,165,582.00	1,341,137.00	484,158.06	1,905,692.00	(564,555.00)	-42.1%
OTHER OUTGO - TRANSFERS OF INDIRECT COSTS								
Transfers of Indirect Costs		7310	0.00	(9.00)	0.00	0.00		
Transfers of Indirect Costs - Interfund		7350	(1,195,214.00)	(1,328,736.00)	(460,783.73)	(1,366,718.00)	37,982.00	-2.9%
TOTAL, OTHER OUTGO - TRANSFERS OF INDIRECT COSTS			(1,195,214.00)	(1,328,745.00)	(460,783.73)	(1,366,718.00)	37,973.00	-2.9%
TOTAL, EXPENDITURES			590,995,909.00	620,526,329.00	300,113,385.46	621,376,501.00	(850,172.00)	-0.1%
INTERFUND TRANSFERS								
INTERFUND TRANSFERS IN								
From: Special Reserve Fund		8912	0.00	0.00	0.00	0.00	0.00	0.0%
From: Bond Interest and Redemption Fund		8914	0.00	0.00	0.00	0.00	0.00	0.0%
Other Authorized Interfund Transfers In		8919	1,000.00	1,000.00	0.00	1,000.00	0.00	0.0%
(a) TOTAL, INTERFUND TRANSFERS IN			1,000.00	1,000.00	0.00	1,000.00	0.00	0.0%
INTERFUND TRANSFERS OUT								
To: Child Development Fund		7611	2,724,599.00	2,724,599.00	0.00	2,724,599.00	0.00	0.0%
To: Special Reserve Fund		7612	0.00	0.00	0.00	0.00	0.00	0.0%

Description	Resource Codes	Object Codes	Original Budget (A)	Board Approved Operating Budget (B)	Actuals To Date (C)	Projected Year Totals (D)	Difference (Col B & D) (E)	% Diff Column B & D (F)
To: State School Building Fund/ County School Facilities Fund		7613	0.00	0.00	0.00	0.00	0.00	0.0%
To: Cafeteria Fund		7616	0.00	0.00	0.00	0.00	0.00	0.0%
Other Authorized Interfund Transfers Out		7619	3,681,014.00	3,681,014.00	2,111,401.00	3,738,069.00	(57,055.00)	-1.5%
(b) TOTAL, INTERFUND TRANSFERS OUT			6,405,613.00	6,405,613.00	2,111,401.00	6,462,668.00	(57,055.00)	-0.9%
OTHER SOURCES/USES								
SOURCES								
State Apportionments								
Emergency Apportionments		8931	0.00	0.00	0.00	0.00	0.00	0.0%
Proceeds								
Proceeds from Disposal of Capital Assets		8953	0.00	0.00	0.00	0.00	0.00	0.0%
Other Sources								
Transfers from Funds of Lapsed/Reorganized LEAs		8965	0.00	0.00	0.00	0.00	0.00	0.0%
Long-Term Debt Proceeds								
Proceeds from Certificates of Participation		8971	0.00	0.00	0.00	0.00	0.00	0.0%
Proceeds from Leases		8972	0.00	0.00	0.00	0.00	0.00	0.0%
Proceeds from Lease Revenue Bonds		8973	0.00	0.00	0.00	0.00	0.00	0.0%
All Other Financing Sources		8979	0.00	0.00	0.00	0.00	0.00	0.0%
(c) TOTAL, SOURCES			0.00	0.00	0.00	0.00	0.00	0.0%
USES								
Transfers of Funds from Lapsed/Reorganized LEAs		7651	0.00	0.00	0.00	0.00	0.00	0.0%
All Other Financing Uses		7699	0.00	0.00	0.00	0.00	0.00	0.0%
(d) TOTAL, USES			0.00	0.00	0.00	0.00	0.00	0.0%
CONTRIBUTIONS								
Contributions from Unrestricted Revenues		8980	0.00	0.00	0.00	0.00		
Contributions from Restricted Revenues		8990	0.00	0.00	0.00	0.00		
(e) TOTAL, CONTRIBUTIONS			0.00	0.00	0.00	0.00	0.00	0.0%
TOTAL, OTHER FINANCING SOURCES/USES (a - b + c - d + e)			(6,404,613.00)	(6,404,613.00)	(2,111,401.00)	(6,461,668.00)	57,055.00	-0.9%

Resource	Description	2022-23 Projected Totals
2600	Expanded Learning Opportunities Program	17,436,409.26
6266	Educator Effectiveness, FY 2021-22	7,416,652.29
6300	Lottery: Instructional Materials	.95
6537	Special Ed: Learning Recovery Support	.81
6547	Special Education Early Intervention Preschool Grant	1,800,116.00
6762	Arts, Music, and Instructional Materials Discretionary Block Grant	13,577,022.00
7029	Child Nutrition: Food Service Staff Training Funds	53,584.22
7311	Classified School Employee Professional Development Block Grant	196,232.00
7412	A-G Access/Success Grant	579,054.00
7413	A-G Learning Loss Mitigation Grant	234,602.00
7435	Learning Recovery Emergency Block Grant	43,517,126.00
7810	Other Restricted State	294,080.00
8150	Ongoing & Major Maintenance Account (RMA: Education Code Section 17070.75)	6,471,878.11
9010	Other Restricted Local	13,661,622.35
Total, Restricted Balance		105,238,379.99

Description	Resource Codes	Object Codes	Original Budget (A)	Board Approved Operating Budget (B)	Actuals To Date (C)	Projected Year Totals (D)	Difference (Col B & D) (E)	% Diff Column B & D (F)
A. REVENUES								
1) LCFF Sources		8010-8099	0.00	0.00	0.00	0.00	0.00	0.0%
2) Federal Revenue		8100-8299	0.00	0.00	0.00	0.00	0.00	0.0%
3) Other State Revenue		8300-8599	0.00	0.00	0.00	0.00	0.00	0.0%
4) Other Local Revenue		8600-8799	0.00	1,851,171.00	0.00	1,851,171.00	0.00	0.0%
5) TOTAL, REVENUES			0.00	1,851,171.00	0.00	1,851,171.00		
B. EXPENDITURES								
1) Certificated Salaries		1000-1999	0.00	0.00	0.00	0.00	0.00	0.0%
2) Classified Salaries		2000-2999	0.00	0.00	0.00	0.00	0.00	0.0%
3) Employee Benefits		3000-3999	0.00	0.00	0.00	0.00	0.00	0.0%
4) Books and Supplies		4000-4999	0.00	394,490.00	0.00	394,490.00	0.00	0.0%
5) Services and Other Operating Expenditures		5000-5999	0.00	1,456,681.00	0.00	1,456,681.00	0.00	0.0%
6) Capital Outlay		6000-6999	0.00	0.00	0.00	0.00	0.00	0.0%
7) Other Outgo (excluding Transfers of Indirect Costs)		7100-7299, 7400-7499	0.00	0.00	0.00	0.00	0.00	0.0%
8) Other Outgo - Transfers of Indirect Costs		7300-7399	0.00	0.00	0.00	0.00	0.00	0.0%
9) TOTAL, EXPENDITURES			0.00	1,851,171.00	0.00	1,851,171.00		
C. EXCESS (DEFICIENCY) OF REVENUES OVER EXPENDITURES BEFORE OTHER FINANCING SOURCES AND USES (A5 - B9)			0.00	0.00	0.00	0.00		
D. OTHER FINANCING SOURCES/USES								
1) Interfund Transfers								
a) Transfers In		8900-8929	0.00	0.00	0.00	0.00	0.00	0.0%
b) Transfers Out		7600-7629	0.00	0.00	0.00	0.00	0.00	0.0%
2) Other Sources/Uses								
a) Sources		8930-8979	0.00	0.00	0.00	0.00	0.00	0.0%
b) Uses		7630-7699	0.00	0.00	0.00	0.00	0.00	0.0%
3) Contributions		8980-8999	0.00	0.00	0.00	0.00	0.00	0.0%
4) TOTAL, OTHER FINANCING SOURCES/USES			0.00	0.00	0.00	0.00		
E. NET INCREASE (DECREASE) IN FUND BALANCE (C + D4)			0.00	0.00	0.00	0.00		
F. FUND BALANCE, RESERVES								
1) Beginning Fund Balance								
a) As of July 1 - Unaudited		9791	2,044,845.11	2,044,845.11		2,044,845.11	0.00	0.0%

Description	Resource Codes	Object Codes	Original Budget (A)	Board Approved Operating Budget (B)	Actuals To Date (C)	Projected Year Totals (D)	Difference (Col B & D) (E)	% Diff Column B & D (F)
b) Audit Adjustments		9793	0.00	0.00		0.00	0.00	0.0%
c) As of July 1 - Audited (F1a + F1b)			2,044,845.11	2,044,845.11		2,044,845.11		
d) Other Restatements		9795	0.00	0.00		0.00	0.00	0.0%
e) Adjusted Beginning Balance (F1c + F1d)			2,044,845.11	2,044,845.11		2,044,845.11		
2) Ending Balance, June 30 (E + F1e)			2,044,845.11	2,044,845.11		2,044,845.11		
Components of Ending Fund Balance								
a) Nonspendable								
Revolving Cash		9711	0.00	0.00		0.00		
Stores		9712	0.00	0.00		0.00		
Prepaid Items		9713	0.00	0.00		0.00		
All Others		9719	0.00	0.00		0.00		
b) Restricted		9740	2,044,845.11	2,044,845.11		2,044,845.11		
c) Committed								
Stabilization Arrangements		9750	0.00	0.00		0.00		
Other Commitments		9760	0.00	0.00		0.00		
d) Assigned								
Other Assignments		9780	0.00	0.00		0.00		
e) Unassigned/Unappropriated								
Reserve for Economic Uncertainties		9789	0.00	0.00		0.00		
Unassigned/Unappropriated Amount		9790	0.00	0.00		0.00		
REVENUES								
Sale of Equipment and Supplies		8631	0.00	0.00	0.00	0.00	0.00	0.0%
All Other Sales		8639	0.00	1,049,745.00	0.00	1,049,745.00	0.00	0.0%
Interest		8660	0.00	704.00	0.00	704.00	0.00	0.0%
Net Increase (Decrease) in the Fair Value of Investments		8662	0.00	0.00	0.00	0.00	0.00	0.0%
All Other Fees and Contracts		8689	0.00	0.00	0.00	0.00	0.00	0.0%
All Other Local Revenue		8699	0.00	800,722.00	0.00	800,722.00	0.00	0.0%
TOTAL, REVENUES			0.00	1,851,171.00	0.00	1,851,171.00		
CERTIFICATED SALARIES								
Certificated Teachers' Salaries		1100	0.00	0.00	0.00	0.00	0.00	0.0%
Certificated Pupil Support Salaries		1200	0.00	0.00	0.00	0.00	0.00	0.0%
Certificated Supervisors' and Administrators' Salaries		1300	0.00	0.00	0.00	0.00	0.00	0.0%
Other Certificated Salaries		1900	0.00	0.00	0.00	0.00	0.00	0.0%
TOTAL, CERTIFICATED SALARIES			0.00	0.00	0.00	0.00	0.00	0.0%
CLASSIFIED SALARIES								
Classified Instructional Salaries		2100	0.00	0.00	0.00	0.00	0.00	0.0%
Classified Support Salaries		2200	0.00	0.00	0.00	0.00	0.00	0.0%
Classified Supervisors' and Administrators' Salaries		2300	0.00	0.00	0.00	0.00	0.00	0.0%
Clerical, Technical and Office Salaries		2400	0.00	0.00	0.00	0.00	0.00	0.0%
Other Classified Salaries		2900	0.00	0.00	0.00	0.00	0.00	0.0%
TOTAL, CLASSIFIED SALARIES			0.00	0.00	0.00	0.00	0.00	0.0%
EMPLOYEE BENEFITS								
STRS		3101-3102	0.00	0.00	0.00	0.00	0.00	0.0%
PERS		3201-3202	0.00	0.00	0.00	0.00	0.00	0.0%

Description	Resource Codes	Object Codes	Original Budget (A)	Board Approved Operating Budget (B)	Actuals To Date (C)	Projected Year Totals (D)	Difference (Col B & D) (E)	% Diff Column B & D (F)
OASDI/Medicare/Alternative		3301-3302	0.00	0.00	0.00	0.00	0.00	0.0%
Health and Welfare Benefits		3401-3402	0.00	0.00	0.00	0.00	0.00	0.0%
Unemployment Insurance		3501-3502	0.00	0.00	0.00	0.00	0.00	0.0%
Workers' Compensation		3601-3602	0.00	0.00	0.00	0.00	0.00	0.0%
OPEB, Allocated		3701-3702	0.00	0.00	0.00	0.00	0.00	0.0%
OPEB, Active Employees		3751-3752	0.00	0.00	0.00	0.00	0.00	0.0%
Other Employee Benefits		3901-3902	0.00	0.00	0.00	0.00	0.00	0.0%
TOTAL, EMPLOYEE BENEFITS			0.00	0.00	0.00	0.00	0.00	0.0%
BOOKS AND SUPPLIES								
Materials and Supplies		4300	0.00	359,620.00	0.00	359,620.00	0.00	0.0%
Noncapitalized Equipment		4400	0.00	34,870.00	0.00	34,870.00	0.00	0.0%
TOTAL, BOOKS AND SUPPLIES			0.00	394,490.00	0.00	394,490.00	0.00	0.0%
SERVICES AND OTHER OPERATING EXPENDITURES								
Subagreements for Services		5100	0.00	0.00	0.00	0.00	0.00	0.0%
Dues and Memberships		5300	0.00	48,123.00	0.00	48,123.00	0.00	0.0%
Insurance		5400-5450	0.00	200.00	0.00	200.00	0.00	0.0%
Rentals, Leases, Repairs, and Noncapitalized Improvements		5600	0.00	200.00	0.00	200.00	0.00	0.0%
Transfers of Direct Costs - Interfund		5750	0.00	0.00	0.00	0.00	0.00	0.0%
Professional/Consulting Services and Operating Expenditures		5800	0.00	1,408,158.00	0.00	1,408,158.00	0.00	0.0%
Communications		5900	0.00	0.00	0.00	0.00	0.00	0.0%
TOTAL, SERVICES AND OTHER OPERATING EXPENDITURES			0.00	1,456,681.00	0.00	1,456,681.00	0.00	0.0%
CAPITAL OUTLAY								
Equipment		6400	0.00	0.00	0.00	0.00	0.00	0.0%
Equipment Replacement		6500	0.00	0.00	0.00	0.00	0.00	0.0%
Lease Assets		6600	0.00	0.00	0.00	0.00	0.00	0.0%
TOTAL, CAPITAL OUTLAY			0.00	0.00	0.00	0.00	0.00	0.0%
OTHER OUTGO - TRANSFERS OF INDIRECT COSTS								
Transfers of Indirect Costs - Interfund		7350	0.00	0.00	0.00	0.00	0.00	0.0%
TOTAL, OTHER OUTGO - TRANSFERS OF INDIRECT COSTS			0.00	0.00	0.00	0.00	0.00	0.0%
TOTAL, EXPENDITURES			0.00	1,851,171.00	0.00	1,851,171.00		
INTERFUND TRANSFERS								
INTERFUND TRANSFERS IN								
Other Authorized Interfund Transfers In		8919	0.00	0.00	0.00	0.00	0.00	0.0%
(a) TOTAL, INTERFUND TRANSFERS IN			0.00	0.00	0.00	0.00	0.00	0.0%
INTERFUND TRANSFERS OUT								
Other Authorized Interfund Transfers Out		7619	0.00	0.00	0.00	0.00	0.00	0.0%
(b) TOTAL, INTERFUND TRANSFERS OUT			0.00	0.00	0.00	0.00	0.00	0.0%
OTHER SOURCES/USES								
SOURCES								

Description	Resource Codes	Object Codes	Original Budget (A)	Board Approved Operating Budget (B)	Actuals To Date (C)	Projected Year Totals (D)	Difference (Col B & D) (E)	% Diff Column B & D (F)
Proceeds from Disposal of Capital Assets		8953	0.00	0.00	0.00	0.00	0.00	0.0%
Transfers from Funds of Lapsed/Reorganized LEAs		8965	0.00	0.00	0.00	0.00	0.00	0.0%
Proceeds from Leases		8972	0.00	0.00	0.00	0.00	0.00	0.0%
(c) TOTAL, SOURCES			0.00	0.00	0.00	0.00	0.00	0.0%
USES								
Transfers of Funds from Lapsed/Reorganized LEAs		7651	0.00	0.00	0.00	0.00	0.00	0.0%
(d) TOTAL, USES			0.00	0.00	0.00	0.00	0.00	0.0%
CONTRIBUTIONS								
Contributions from Unrestricted Revenues		8980	0.00	0.00	0.00	0.00	0.00	0.0%
Contributions from Restricted Revenues		8990	0.00	0.00	0.00	0.00	0.00	0.0%
(e) TOTAL, CONTRIBUTIONS			0.00	0.00	0.00	0.00		
TOTAL, OTHER FINANCING SOURCES/USES								
(a - b + c - d + e)			0.00	0.00	0.00	0.00		

Resource	Description	2022-23 Projected Totals
8210	Student Activity Funds	2,044,845.11
Total, Restricted Balance		2,044,845.11

Description	Resource Codes	Object Codes	Original Budget (A)	Board Approved Operating Budget (B)	Actuals To Date (C)	Projected Year Totals (D)	Difference (Col B & D) (E)	% Diff Column B & D (F)
A. REVENUES								
1) LCFF Sources		8010-8099	2,799,762.00	2,882,963.00	1,289,892.00	2,487,458.00	(395,505.00)	-13.7%
2) Federal Revenue		8100-8299	0.00	0.00	0.00	0.00	0.00	0.0%
3) Other State Revenue		8300-8599	371,646.00	385,743.00	293,275.34	543,263.00	157,520.00	40.8%
4) Other Local Revenue		8600-8799	5,252.00	5,252.00	3,407.00	5,252.00	0.00	0.0%
5) TOTAL, REVENUES			3,176,660.00	3,273,958.00	1,586,574.34	3,035,973.00		
B. EXPENDITURES								
1) Certificated Salaries		1000-1999	1,467,916.00	1,425,827.00	787,409.07	1,432,615.00	(6,788.00)	-0.5%
2) Classified Salaries		2000-2999	244,765.00	227,616.00	127,218.32	228,116.00	(500.00)	-0.2%
3) Employee Benefits		3000-3999	952,232.00	884,201.00	397,759.47	906,771.00	(22,570.00)	-2.6%
4) Books and Supplies		4000-4999	75,039.00	40,251.00	7,852.99	31,751.00	8,500.00	21.1%
5) Services and Other Operating Expenditures		5000-5999	302,037.00	338,756.00	129,352.78	340,266.00	(1,510.00)	-0.4%
6) Capital Outlay		6000-6999	0.00	0.00	0.00	0.00	0.00	0.0%
7) Other Outgo (excluding Transfers of Indirect Costs)		7100-7299,7400-7499	0.00	0.00	0.00	0.00	0.00	0.0%
8) Other Outgo - Transfers of Indirect Costs		7300-7399	0.00	0.00	0.00	0.00	0.00	0.0%
9) TOTAL, EXPENDITURES			3,041,989.00	2,916,651.00	1,449,592.63	2,939,519.00		
C. EXCESS (DEFICIENCY) OF REVENUES OVER EXPENDITURES BEFORE OTHER FINANCING SOURCES AND USES (A5 - B9)			134,671.00	357,307.00	136,981.71	96,454.00		
D. OTHER FINANCING SOURCES/USES								
1) Interfund Transfers								
a) Transfers In		8900-8929	0.00	0.00	0.00	0.00	0.00	0.0%
b) Transfers Out		7600-7629	255,937.00	255,937.00	229,987.05	255,937.00	0.00	0.0%
2) Other Sources/Uses								
a) Sources		8930-8979	0.00	0.00	0.00	0.00	0.00	0.0%
b) Uses		7630-7699	0.00	0.00	0.00	0.00	0.00	0.0%
3) Contributions		8980-8999	0.00	0.00	0.00	0.00	0.00	0.0%
4) TOTAL, OTHER FINANCING SOURCES/USES			(255,937.00)	(255,937.00)	(229,987.05)	(255,937.00)		
E. NET INCREASE (DECREASE) IN FUND BALANCE (C + D4)			(121,266.00)	101,370.00	(93,005.34)	(159,483.00)		
F. FUND BALANCE, RESERVES								
1) Beginning Fund Balance								
a) As of July 1 - Unaudited		9791	727,753.77	727,753.77		727,753.77	0.00	0.0%
b) Audit Adjustments		9793	0.00	0.00		0.00	0.00	0.0%
c) As of July 1 - Audited (F1a + F1b)			727,753.77	727,753.77		727,753.77		
d) Other Restatements		9795	0.00	0.00		0.00	0.00	0.0%
e) Adjusted Beginning Balance (F1c + F1d)			727,753.77	727,753.77		727,753.77		
2) Ending Balance, June 30 (E + F1e)			606,487.77	829,123.77		568,270.77		
Components of Ending Fund Balance								
a) Nonspendable								
Revolving Cash		9711	0.00	0.00		0.00		
Stores		9712	0.00	0.00		0.00		
Prepaid Items		9713	0.00	0.00		0.00		
All Others		9719	0.00	0.00		0.00		
b) Restricted		9740	233,848.31	236,116.31		426,495.31		
c) Committed								

Description	Resource Codes	Object Codes	Original Budget (A)	Board Approved Operating Budget (B)	Actuals To Date (C)	Projected Year Totals (D)	Difference (Col B & D) (E)	% Diff Column B & D (F)
Stabilization Arrangements		9750	0.00	0.00		0.00		
Other Commitments		9760	0.00	0.00		0.00		
d) Assigned								
Other Assignments		9780	372,639.46	593,007.46		141,775.46		
LCFF Revenue	0000	9780		*504,056.35*				
Reserve for Economic Uncertainties	0000	9780		*88,951.11*				
LCFF Revenue	0000	9780	*316,743.55*					
Reserve for Economic Uncertainties	0000	9780	*55,895.91*					
LCFF Revenue	0000	9780				*120,509.14*		
Reserve for Economic Uncertainties	0000	9780				*21,266.32*		
e) Unassigned/Unappropriated								
Reserve for Economic Uncertainties		9789	0.00	0.00		0.00		
Unassigned/Unappropriated Amount		9790	0.00	0.00		0.00		
LCFF SOURCES								
Principal Apportionment								
State Aid - Current Year		8011	1,411,343.00	1,413,817.00	667,365.00	1,235,049.00	(178,768.00)	-12.6%
Education Protection Account State Aid - Current Year		8012	729,866.00	729,866.00	329,870.00	662,009.00	(67,857.00)	-9.3%
State Aid - Prior Years		8019	0.00	42,478.00	0.00	(7,875.00)	(50,353.00)	-118.5%
LCFF Transfers								
Unrestricted LCFF Transfers - Current Year	0000	8091	0.00	0.00	0.00	0.00	0.00	0.0%
All Other LCFF Transfers - Current Year	All Other	8091	0.00	0.00	0.00	0.00	0.00	0.0%
Transfers to Charter Schools in Lieu of Property Taxes		8096	658,553.00	696,802.00	292,657.00	598,275.00	(98,527.00)	-14.1%
Property Taxes Transfers		8097	0.00	0.00	0.00	0.00	0.00	0.0%
LCFF/Revenue Limit Transfers - Prior Years		8099	0.00	0.00	0.00	0.00	0.00	0.0%
TOTAL, LCFF SOURCES			2,799,762.00	2,882,963.00	1,289,892.00	2,487,458.00	(395,505.00)	-13.7%
FEDERAL REVENUE								
Maintenance and Operations		8110	0.00	0.00	0.00	0.00	0.00	0.0%
Special Education Entitlement		8181	0.00	0.00	0.00	0.00	0.00	0.0%
Special Education Discretionary Grants		8182	0.00	0.00	0.00	0.00	0.00	0.0%
Child Nutrition Programs		8220	0.00	0.00	0.00	0.00	0.00	0.0%
Donated Food Commodities		8221	0.00	0.00	0.00	0.00	0.00	0.0%
Interagency Contracts Between LEAs		8285	0.00	0.00	0.00	0.00	0.00	0.0%
Title I, Part A, Basic	3010	8290	0.00	0.00	0.00	0.00	0.00	0.0%
Title I, Part D, Local Delinquent Programs	3025	8290	0.00	0.00	0.00	0.00	0.00	0.0%
Title II, Part A, Supporting Effective Instruction	4035	8290	0.00	0.00	0.00	0.00	0.00	0.0%
Title III, Part A, Immigrant Student Program	4201	8290	0.00	0.00	0.00	0.00	0.00	0.0%
Title III, Part A, English Learner Program	4203	8290	0.00	0.00	0.00	0.00	0.00	0.0%
Public Charter Schools Grant Program (PCSGP)	4610	8290	0.00	0.00	0.00	0.00	0.00	0.0%

Description	Resource Codes	Object Codes	Original Budget (A)	Board Approved Operating Budget (B)	Actuals To Date (C)	Projected Year Totals (D)	Difference (Col B & D) (E)	% Diff Column B & D (F)
Other NCLB / Every Student Succeeds Act	3040, 3060, 3061, 3150, 3155, 3180, 3182, 4037, 4124, 4126, 4127, 4128, 5630	8290	0.00	0.00	0.00	0.00	0.00	0.0%
Career and Technical Education	3500-3599	8290	0.00	0.00	0.00	0.00	0.00	0.0%
All Other Federal Revenue	All Other	8290	0.00	0.00	0.00	0.00	0.00	0.0%
TOTAL, FEDERAL REVENUE			0.00	0.00	0.00	0.00	0.00	0.0%
OTHER STATE REVENUE								
Other State Apportionments								
Special Education Master Plan								
Current Year	6500	8311	153,961.00	154,145.00	70,906.00	154,145.00	0.00	0.0%
Prior Years	6500	8319	0.00	0.00	0.00	0.00	0.00	0.0%
All Other State Apportionments - Current Year	All Other	8311	0.00	0.00	0.00	0.00	0.00	0.0%
All Other State Apportionments - Prior Years	All Other	8319	0.00	0.00	0.00	0.00	0.00	0.0%
Child Nutrition Programs		8520	0.00	0.00	0.00	0.00	0.00	0.0%
Mandated Costs Reimbursements		8550	14,223.00	14,223.00	8,716.00	8,716.00	(5,507.00)	-38.7%
Lottery - Unrestricted and Instructional Materials		8560	55,186.00	58,065.00	23,623.34	28,156.00	(29,909.00)	-51.5%
After School Education and Safety (ASES)	6010	8590	0.00	0.00	0.00	0.00	0.00	0.0%
Charter School Facility Grant	6030	8590	0.00	0.00	0.00	0.00	0.00	0.0%
Drug/Alcohol/Tobacco Funds	6690, 6695	8590	0.00	0.00	0.00	0.00	0.00	0.0%
California Clean Energy Jobs Act	6230	8590	0.00	0.00	0.00	0.00	0.00	0.0%
Career Technical Education Incentive Grant Program	6387	8590	0.00	0.00	0.00	0.00	0.00	0.0%
Specialized Secondary	7370	8590	0.00	0.00	0.00	0.00	0.00	0.0%
All Other State Revenue	All Other	8590	148,276.00	159,310.00	190,030.00	352,246.00	192,936.00	121.1%
TOTAL, OTHER STATE REVENUE			371,646.00	385,743.00	293,275.34	543,263.00	157,520.00	40.8%
OTHER LOCAL REVENUE								
Sales								
Sale of Equipment/Supplies		8631	0.00	0.00	0.00	0.00	0.00	0.0%
Sale of Publications		8632	0.00	0.00	0.00	0.00	0.00	0.0%
Food Service Sales		8634	0.00	0.00	0.00	0.00	0.00	0.0%
All Other Sales		8639	0.00	0.00	0.00	0.00	0.00	0.0%
Leases and Rentals		8650	0.00	0.00	0.00	0.00	0.00	0.0%
Interest		8660	5,252.00	5,252.00	3,407.00	5,252.00	0.00	0.0%
Net Increase (Decrease) in the Fair Value of Investments		8662	0.00	0.00	0.00	0.00	0.00	0.0%
Fees and Contracts								
Child Development Parent Fees		8673	0.00	0.00	0.00	0.00	0.00	0.0%
Transportation Fees From Individuals		8675	0.00	0.00	0.00	0.00	0.00	0.0%
Interagency Services		8677	0.00	0.00	0.00	0.00	0.00	0.0%
All Other Fees and Contracts		8689	0.00	0.00	0.00	0.00	0.00	0.0%

Description	Resource Codes	Object Codes	Original Budget (A)	Board Approved Operating Budget (B)	Actuals To Date (C)	Projected Year Totals (D)	Difference (Col B & D) (E)	% Diff Column B & D (F)
Other Local Revenue								
All Other Local Revenue		8699	0.00	0.00	0.00	0.00	0.00	0.0%
Tuition		8710	0.00	0.00	0.00	0.00	0.00	0.0%
All Other Transfers In		8781-8783	0.00	0.00	0.00	0.00	0.00	0.0%
Transfers of Apportionments								
Special Education SELPA Transfers								
From Districts or Charter Schools	6500	8791	0.00	0.00	0.00	0.00	0.00	0.0%
From County Offices	6500	8792	0.00	0.00	0.00	0.00	0.00	0.0%
From JPAs	6500	8793	0.00	0.00	0.00	0.00	0.00	0.0%
Other Transfers of Apportionments								
From Districts or Charter Schools	All Other	8791	0.00	0.00	0.00	0.00	0.00	0.0%
From County Offices	All Other	8792	0.00	0.00	0.00	0.00	0.00	0.0%
From JPAs	All Other	8793	0.00	0.00	0.00	0.00	0.00	0.0%
All Other Transfers In from All Others		8799	0.00	0.00	0.00	0.00	0.00	0.0%
TOTAL, OTHER LOCAL REVENUE			5,252.00	5,252.00	3,407.00	5,252.00	0.00	0.0%
TOTAL, REVENUES			3,176,660.00	3,273,958.00	1,586,574.34	3,035,973.00		
CERTIFICATED SALARIES								
Certificated Teachers' Salaries		1100	1,091,257.00	1,047,515.00	574,478.99	1,047,515.00	0.00	0.0%
Certificated Pupil Support Salaries		1200	106,080.00	75,433.00	41,145.30	75,433.00	0.00	0.0%
Certificated Supervisors' and Administrators' Salaries		1300	270,579.00	270,579.00	152,813.36	270,579.00	0.00	0.0%
Other Certificated Salaries		1900	0.00	32,300.00	18,971.42	39,088.00	(6,788.00)	-21.0%
TOTAL, CERTIFICATED SALARIES			1,467,916.00	1,425,827.00	787,409.07	1,432,615.00	(6,788.00)	-0.5%
CLASSIFIED SALARIES								
Classified Instructional Salaries		2100	92,937.00	1,368.00	1,505.30	1,868.00	(500.00)	-36.5%
Classified Support Salaries		2200	50,012.00	121,056.00	66,413.92	121,056.00	0.00	0.0%
Classified Supervisors' and Administrators' Salaries		2300	0.00	0.00	0.00	0.00	0.00	0.0%
Clerical, Technical and Office Salaries		2400	101,816.00	105,192.00	59,299.10	105,192.00	0.00	0.0%
Other Classified Salaries		2900	0.00	0.00	0.00	0.00	0.00	0.0%
TOTAL, CLASSIFIED SALARIES			244,765.00	227,616.00	127,218.32	228,116.00	(500.00)	-0.2%
EMPLOYEE BENEFITS								
STRS		3101-3102	428,647.00	384,740.00	130,445.01	372,716.00	12,024.00	3.1%
PERS		3201-3202	63,884.00	103,448.00	58,774.90	121,177.00	(17,729.00)	-17.1%
OASDI/Medicare/Alternative		3301-3302	41,461.00	48,921.00	26,496.27	53,391.00	(4,470.00)	-9.1%
Health and Welfare Benefits		3401-3402	358,659.00	267,280.00	140,757.84	281,065.00	(13,785.00)	-5.2%
Unemployment Insurance		3501-3502	8,564.00	8,258.00	4,586.99	8,297.00	(39.00)	-0.5%
Workers' Compensation		3601-3602	27,951.00	26,472.00	15,611.20	28,144.00	(1,672.00)	-6.3%
OPEB, Allocated		3701-3702	4,593.00	6,756.00	2,391.59	6,756.00	0.00	0.0%
OPEB, Active Employees		3751-3752	0.00	0.00	0.00	0.00	0.00	0.0%
Other Employee Benefits		3901-3902	18,473.00	38,326.00	18,695.67	35,225.00	3,101.00	8.1%
TOTAL, EMPLOYEE BENEFITS			952,232.00	884,201.00	397,759.47	906,771.00	(22,570.00)	-2.6%
BOOKS AND SUPPLIES								
Approved Textbooks and Core Curricula Materials		4100	15,254.00	16,418.00	0.00	6,868.00	9,550.00	58.2%
Books and Other Reference Materials		4200	2,670.00	1,670.00	185.38	1,670.00	0.00	0.0%
Materials and Supplies		4300	55,713.00	20,761.00	7,667.61	21,811.00	(1,050.00)	-5.1%
Noncapitalized Equipment		4400	1,402.00	1,402.00	0.00	1,402.00	0.00	0.0%

Description	Resource Codes	Object Codes	Original Budget (A)	Board Approved Operating Budget (B)	Actuals To Date (C)	Projected Year Totals (D)	Difference (Col B & D) (E)	% Diff Column B & D (F)
Food		4700	0.00	0.00	0.00	0.00	0.00	0.0%
TOTAL, BOOKS AND SUPPLIES			75,039.00	40,251.00	7,852.99	31,751.00	8,500.00	21.1%
SERVICES AND OTHER OPERATING EXPENDITURES								
Subagreements for Services		5100	0.00	0.00	0.00	0.00	0.00	0.0%
Travel and Conferences		5200	2,511.00	2,161.00	1,423.62	2,161.00	0.00	0.0%
Dues and Memberships		5300	1,533.00	11,233.00	9,009.00	10,533.00	700.00	6.2%
Insurance		5400-5450	0.00	0.00	0.00	0.00	0.00	0.0%
Operations and Housekeeping Services		5500	0.00	0.00	0.00	0.00	0.00	0.0%
Rentals, Leases, Repairs, and Noncapitalized Improvements		5600	0.00	850.00	833.82	2,050.00	(1,200.00)	-141.2%
Transfers of Direct Costs		5710	0.00	0.00	0.00	0.00	0.00	0.0%
Transfers of Direct Costs - Interfund		5750	151,720.00	152,440.00	62,640.52	152,440.00	0.00	0.0%
Professional/Consulting Services and Operating Expenditures		5800	144,839.00	171,238.00	55,287.85	172,648.00	(1,410.00)	-0.8%
Communications		5900	1,434.00	834.00	157.97	434.00	400.00	48.0%
TOTAL, SERVICES AND OTHER OPERATING EXPENDITURES			302,037.00	338,756.00	129,352.78	340,266.00	(1,510.00)	-0.4%
CAPITAL OUTLAY								
Land		6100	0.00	0.00	0.00	0.00	0.00	0.0%
Land Improvements		6170	0.00	0.00	0.00	0.00	0.00	0.0%
Buildings and Improvements of Buildings		6200	0.00	0.00	0.00	0.00	0.00	0.0%
Books and Media for New School Libraries or Major Expansion of School Libraries		6300	0.00	0.00	0.00	0.00	0.00	0.0%
Equipment		6400	0.00	0.00	0.00	0.00	0.00	0.0%
Equipment Replacement		6500	0.00	0.00	0.00	0.00	0.00	0.0%
Lease Assets		6600	0.00	0.00	0.00	0.00	0.00	0.0%
TOTAL, CAPITAL OUTLAY			0.00	0.00	0.00	0.00	0.00	0.0%
OTHER OUTGO (excluding Transfers of Indirect Costs)								
Tuition								
Tuition for Instruction Under Interdistrict Attendance Agreements		7110	0.00	0.00	0.00	0.00	0.00	0.0%
Tuition, Excess Costs, and/or Deficit Payments								
Payments to Districts or Charter Schools		7141	0.00	0.00	0.00	0.00	0.00	0.0%
Payments to County Offices		7142	0.00	0.00	0.00	0.00	0.00	0.0%
Payments to JPAs		7143	0.00	0.00	0.00	0.00	0.00	0.0%
Other Transfers Out								
All Other Transfers		7281-7283	0.00	0.00	0.00	0.00	0.00	0.0%
All Other Transfers Out to All Others		7299	0.00	0.00	0.00	0.00	0.00	0.0%
Debt Service								
Debt Service - Interest		7438	0.00	0.00	0.00	0.00	0.00	0.0%
Other Debt Service - Principal		7439	0.00	0.00	0.00	0.00	0.00	0.0%
TOTAL, OTHER OUTGO (excluding Transfers of Indirect Costs)			0.00	0.00	0.00	0.00	0.00	0.0%
OTHER OUTGO - TRANSFERS OF INDIRECT COSTS								
Transfers of Indirect Costs		7310	0.00	0.00	0.00	0.00	0.00	0.0%
Transfers of Indirect Costs - Interfund		7350	0.00	0.00	0.00	0.00	0.00	0.0%

Description	Resource Codes	Object Codes	Original Budget (A)	Board Approved Operating Budget (B)	Actuals To Date (C)	Projected Year Totals (D)	Difference (Col B & D) (E)	% Diff Column B & D (F)
TOTAL, OTHER OUTGO - TRANSFERS OF INDIRECT COSTS			0.00	0.00	0.00	0.00	0.00	0.0%
TOTAL, EXPENDITURES			3,041,989.00	2,916,651.00	1,449,592.63	2,939,519.00		
INTERFUND TRANSFERS								
INTERFUND TRANSFERS IN								
Other Authorized Interfund Transfers In		8919	0.00	0.00	0.00	0.00	0.00	0.0%
(a) TOTAL, INTERFUND TRANSFERS IN			0.00	0.00	0.00	0.00	0.00	0.0%
INTERFUND TRANSFERS OUT								
Other Authorized Interfund Transfers Out		7619	255,937.00	255,937.00	229,987.05	255,937.00	0.00	0.0%
(b) TOTAL, INTERFUND TRANSFERS OUT			255,937.00	255,937.00	229,987.05	255,937.00	0.00	0.0%
OTHER SOURCES/USES								
SOURCES								
Other Sources								
Transfers from Funds of Lapsed/Reorganized LEAs		8965	0.00	0.00	0.00	0.00	0.00	0.0%
Long-Term Debt Proceeds								
Proceeds from Leases		8972	0.00	0.00	0.00	0.00	0.00	0.0%
All Other Financing Sources		8979	0.00	0.00	0.00	0.00	0.00	0.0%
(c) TOTAL, SOURCES			0.00	0.00	0.00	0.00	0.00	0.0%
USES								
Transfers of Funds from Lapsed/Reorganized LEAs		7651	0.00	0.00	0.00	0.00	0.00	0.0%
All Other Financing Uses		7699	0.00	0.00	0.00	0.00	0.00	0.0%
(d) TOTAL, USES			0.00	0.00	0.00	0.00	0.00	0.0%
CONTRIBUTIONS								
Contributions from Unrestricted Revenues		8980	0.00	0.00	0.00	0.00	0.00	0.0%
Contributions from Restricted Revenues		8990	0.00	0.00	0.00	0.00	0.00	0.0%
(e) TOTAL, CONTRIBUTIONS			0.00	0.00	0.00	0.00	0.00	0.0%
TOTAL, OTHER FINANCING SOURCES/USES								
(a - b + c - d + e)			(255,937.00)	(255,937.00)	(229,987.05)	(255,937.00)		

Resource	Description	2022-23 Projected Totals
6266	Educator Effectiveness, FY 2021-22	49,213.00
6300	Lottery: Instructional Materials	39,335.31
6762	Arts, Music, and Instructional Materials Discretionary Block Grant	83,638.00
7412	A-G Access/Success Grant	18,386.00
7413	A-G Learning Loss Mitigation Grant	7,853.00
7435	Learning Recovery Emergency Block Grant	109,298.00
7810	Other Restricted State	3,835.00
9010	Other Restricted Local	114,937.00
Total, Restricted Balance		426,495.31

Description	Resource Codes	Object Codes	Original Budget (A)	Board Approved Operating Budget (B)	Actuals To Date (C)	Projected Year Totals (D)	Difference (Col B & D) (E)	% Diff Column B & D (F)
A. REVENUES								
1) LCFF Sources		8010-8099	0.00	0.00	0.00	0.00	0.00	0.0%
2) Federal Revenue		8100-8299	0.00	0.00	0.00	0.00	0.00	0.0%
3) Other State Revenue		8300-8599	6,158,571.00	6,190,626.00	2,864,029.50	6,190,626.00	0.00	0.0%
4) Other Local Revenue		8600-8799	0.00	0.00	0.00	0.00	0.00	0.0%
5) TOTAL, REVENUES			6,158,571.00	6,190,626.00	2,864,029.50	6,190,626.00		
B. EXPENDITURES								
1) Certificated Salaries		1000-1999	0.00	0.00	0.00	0.00	0.00	0.0%
2) Classified Salaries		2000-2999	0.00	0.00	0.00	0.00	0.00	0.0%
3) Employee Benefits		3000-3999	0.00	0.00	0.00	0.00	0.00	0.0%
4) Books and Supplies		4000-4999	0.00	0.00	0.00	0.00	0.00	0.0%
5) Services and Other Operating Expenditures		5000-5999	0.00	0.00	0.00	0.00	0.00	0.0%
6) Capital Outlay		6000-6999	0.00	0.00	0.00	0.00	0.00	0.0%
7) Other Outgo (excluding Transfers of Indirect Costs)		7100-7299,7400-7499	6,158,571.00	6,190,626.00	2,001,501.50	6,190,626.00	0.00	0.0%
8) Other Outgo - Transfers of Indirect Costs		7300-7399	0.00	0.00	0.00	0.00	0.00	0.0%
9) TOTAL, EXPENDITURES			6,158,571.00	6,190,626.00	2,001,501.50	6,190,626.00		
C. EXCESS (DEFICIENCY) OF REVENUES OVER EXPENDITURES BEFORE OTHER FINANCING SOURCES AND USES (A5 - B9)			0.00	0.00	862,528.00	0.00		
D. OTHER FINANCING SOURCES/USES								
1) Interfund Transfers								
a) Transfers In		8900-8929	0.00	0.00	0.00	0.00	0.00	0.0%
b) Transfers Out		7600-7629	0.00	0.00	0.00	0.00	0.00	0.0%
2) Other Sources/Uses								
a) Sources		8930-8979	0.00	0.00	0.00	0.00	0.00	0.0%
b) Uses		7630-7699	0.00	0.00	0.00	0.00	0.00	0.0%
3) Contributions		8980-8999	0.00	0.00	0.00	0.00	0.00	0.0%
4) TOTAL, OTHER FINANCING SOURCES/USES			0.00	0.00	0.00	0.00		
E. NET INCREASE (DECREASE) IN FUND BALANCE (C + D4)			0.00	0.00	862,528.00	0.00		
F. FUND BALANCE, RESERVES								
1) Beginning Fund Balance								
a) As of July 1 - Unaudited		9791	0.00	0.00		0.00	0.00	0.0%
b) Audit Adjustments		9793	0.00	0.00		0.00	0.00	0.0%
c) As of July 1 - Audited (F1a + F1b)			0.00	0.00		0.00		
d) Other Restatements		9795	0.00	0.00		0.00	0.00	0.0%
e) Adjusted Beginning Balance (F1c + F1d)			0.00	0.00		0.00		
2) Ending Balance, June 30 (E + F1e)			0.00	0.00		0.00		
Components of Ending Fund Balance								
a) Nonspendable								
Revolving Cash		9711	0.00	0.00		0.00		
Stores		9712	0.00	0.00		0.00		
Prepaid Items		9713	0.00	0.00		0.00		
All Others		9719	0.00	0.00		0.00		
b) Restricted		9740	0.00	0.00		0.00		
c) Committed								

Description	Resource Codes	Object Codes	Original Budget (A)	Board Approved Operating Budget (B)	Actuals To Date (C)	Projected Year Totals (D)	Difference (Col B & D) (E)	% Diff Column B & D (F)
Stabilization Arrangements		9750	0.00	0.00		0.00		
Other Commitments		9760	0.00	0.00		0.00		
d) Assigned								
Other Assignments		9780	0.00	0.00		0.00		
e) Unassigned/Unappropriated								
Reserve for Economic Uncertainties		9789	0.00	0.00		0.00		
Unassigned/Unappropriated Amount		9790	0.00	0.00		0.00		
LCFF SOURCES								
LCFF Transfers								
Property Taxes Transfers		8097	0.00	0.00	0.00	0.00	0.00	0.0%
TOTAL, LCFF SOURCES			0.00	0.00	0.00	0.00	0.00	0.0%
FEDERAL REVENUE								
Pass-Through Revenues From Federal Sources		8287	0.00	0.00	0.00	0.00	0.00	0.0%
TOTAL, FEDERAL REVENUE			0.00	0.00	0.00	0.00	0.00	0.0%
OTHER STATE REVENUE								
Other State Apportionments								
Special Education Master Plan								
Current Year	6500	8311	5,775,158.00	5,782,059.00	2,659,746.00	5,782,059.00	0.00	0.0%
Prior Years	6500	8319	0.00	0.00	0.00	0.00	0.00	0.0%
All Other State Apportionments - Current Year	All Other	8311	0.00	0.00	0.00	0.00	0.00	0.0%
All Other State Apportionments - Prior Years	All Other	8319	0.00	0.00	0.00	0.00	0.00	0.0%
Pass-Through Revenues from State Sources		8587	383,413.00	408,567.00	204,283.50	408,567.00	0.00	0.0%
TOTAL, OTHER STATE REVENUE			6,158,571.00	6,190,626.00	2,864,029.50	6,190,626.00	0.00	0.0%
OTHER LOCAL REVENUE								
Interest		8660	0.00	0.00	0.00	0.00	0.00	0.0%
Net Increase (Decrease) in the Fair Value of Investments		8662	0.00	0.00	0.00	0.00	0.00	0.0%
Other Local Revenue								
Pass-Through Revenues From Local Sources		8697	0.00	0.00	0.00	0.00	0.00	0.0%
Transfers of Apportionments								
From Districts or Charter Schools		8791	0.00	0.00	0.00	0.00	0.00	0.0%
From County Offices		8792	0.00	0.00	0.00	0.00	0.00	0.0%
From JPAs		8793	0.00	0.00	0.00	0.00	0.00	0.0%
TOTAL, OTHER LOCAL REVENUE			0.00	0.00	0.00	0.00	0.00	0.0%
TOTAL, REVENUES			6,158,571.00	6,190,626.00	2,864,029.50	6,190,626.00		
OTHER OUTGO (excluding Transfers of Indirect Costs)								
Other Transfers Out								
Transfers of Pass-Through Revenues								
To Districts or Charter Schools		7211	383,413.00	408,567.00	204,283.50	408,567.00	0.00	0.0%
To County Offices		7212	0.00	0.00	0.00	0.00	0.00	0.0%
To JPAs		7213	0.00	0.00	0.00	0.00	0.00	0.0%
Special Education SELPA Transfers of Apportionments								
To Districts or Charter Schools	6500	7221	5,775,158.00	5,782,059.00	1,797,218.00	5,782,059.00	0.00	0.0%
To County Offices	6500	7222	0.00	0.00	0.00	0.00	0.00	0.0%
To JPAs	6500	7223	0.00	0.00	0.00	0.00	0.00	0.0%

Description	Resource Codes	Object Codes	Original Budget (A)	Board Approved Operating Budget (B)	Actuals To Date (C)	Projected Year Totals (D)	Difference (Col B & D) (E)	% Diff Column B & D (F)
Other Transfers of Apportionments	All Other	7221-7223	0.00	0.00	0.00	0.00	0.00	0.0%
All Other Transfers		7281-7283	0.00	0.00	0.00	0.00	0.00	0.0%
All Other Transfers Out to All Others		7299	0.00	0.00	0.00	0.00	0.00	0.0%
TOTAL, OTHER OUTGO (excluding Transfers of Indirect Costs)			6,158,571.00	6,190,626.00	2,001,501.50	6,190,626.00	0.00	0.0%
TOTAL, EXPENDITURES			6,158,571.00	6,190,626.00	2,001,501.50	6,190,626.00		

Resource	Description	2022-23 Projected Totals
Total, Restricted Balance		0.00

Description	Resource Codes	Object Codes	Original Budget (A)	Board Approved Operating Budget (B)	Actuals To Date (C)	Projected Year Totals (D)	Difference (Col B & D) (E)	% Diff Column B & D (F)
A. REVENUES								
1) LCFF Sources		8010-8099	0.00	0.00	0.00	0.00	0.00	0.0%
2) Federal Revenue		8100-8299	440,319.00	484,435.00	62,156.00	484,435.00	0.00	0.0%
3) Other State Revenue		8300-8599	3,180,982.00	3,628,422.00	1,799,095.00	3,628,422.00	0.00	0.0%
4) Other Local Revenue		8600-8799	156,000.00	156,000.00	48,066.62	106,000.00	(50,000.00)	-32.1%
5) TOTAL, REVENUES			3,777,301.00	4,268,857.00	1,909,317.62	4,218,857.00		
B. EXPENDITURES								
1) Certificated Salaries		1000-1999	1,006,519.00	1,149,240.00	680,034.27	1,241,523.00	(92,283.00)	-8.0%
2) Classified Salaries		2000-2999	440,637.00	459,301.00	228,699.81	441,596.00	17,705.00	3.9%
3) Employee Benefits		3000-3999	834,873.00	863,851.00	348,105.26	808,340.00	55,511.00	6.4%
4) Books and Supplies		4000-4999	106,361.00	292,071.00	166,392.54	239,207.00	52,864.00	18.1%
5) Services and Other Operating Expenditures		5000-5999	1,227,969.00	1,438,902.00	732,623.79	1,422,699.00	16,203.00	1.1%
6) Capital Outlay		6000-6999	0.00	0.00	0.00	0.00	0.00	0.0%
7) Other Outgo (excluding Transfers of Indirect Costs)		7100-7299,7400-7499	0.00	0.00	0.00	0.00	0.00	0.0%
8) Other Outgo - Transfers of Indirect Costs		7300-7399	55,595.00	60,145.00	3,684.76	60,145.00	0.00	0.0%
9) TOTAL, EXPENDITURES			3,671,954.00	4,263,510.00	2,159,540.43	4,213,510.00		
C. EXCESS (DEFICIENCY) OF REVENUES OVER EXPENDITURES BEFORE OTHER FINANCING SOURCES AND USES (A5 - B9)			105,347.00	5,347.00	(250,222.81)	5,347.00		
D. OTHER FINANCING SOURCES/USES								
1) Interfund Transfers								
a) Transfers In		8900-8929	0.00	0.00	57,055.00	57,055.00	57,055.00	New
b) Transfers Out		7600-7629	99,347.00	99,347.00	99,347.00	99,347.00	0.00	0.0%
2) Other Sources/Uses								
a) Sources		8930-8979	0.00	0.00	0.00	0.00	0.00	0.0%
b) Uses		7630-7699	0.00	0.00	0.00	0.00	0.00	0.0%
3) Contributions		8980-8999	0.00	0.00	0.00	0.00	0.00	0.0%
4) TOTAL, OTHER FINANCING SOURCES/USES			(99,347.00)	(99,347.00)	(42,292.00)	(42,292.00)		
E. NET INCREASE (DECREASE) IN FUND BALANCE (C + D4)			6,000.00	(94,000.00)	(292,514.81)	(36,945.00)		
F. FUND BALANCE, RESERVES								
1) Beginning Fund Balance								
a) As of July 1 - Unaudited		9791	2,136,462.90	2,136,462.90		2,136,462.90	0.00	0.0%
b) Audit Adjustments		9793	0.00	0.00		0.00	0.00	0.0%
c) As of July 1 - Audited (F1a + F1b)			2,136,462.90	2,136,462.90		2,136,462.90		
d) Other Restatements		9795	0.00	0.00		0.00	0.00	0.0%
e) Adjusted Beginning Balance (F1c + F1d)			2,136,462.90	2,136,462.90		2,136,462.90		
2) Ending Balance, June 30 (E + F1e)			2,142,462.90	2,042,462.90		2,099,517.90		
Components of Ending Fund Balance								
a) Nonspendable								
Revolving Cash		9711	0.00	0.00		0.00		
Stores		9712	0.00	0.00		0.00		
Prepaid Items		9713	0.00	0.00		0.00		
All Others		9719	0.00	0.00		0.00		
b) Restricted		9740	2,078,823.92	1,978,823.92		1,500,081.92		
c) Committed								

Description	Resource Codes	Object Codes	Original Budget (A)	Board Approved Operating Budget (B)	Actuals To Date (C)	Projected Year Totals (D)	Difference (Col B & D) (E)	% Diff Column B & D (F)
Stabilization Arrangements		9750	0.00	0.00		0.00		
Other Commitments		9760	0.00	0.00		0.00		
d) Assigned								
Other Assignments		9780	63,638.98	63,638.98		599,435.98		
Other Assignments	0000	9780		*63,638.98*				
Other Assignments	0000	9780	*63,638.98*					
Other Assignments	0000	9780				*599,435.98*		
e) Unassigned/Unappropriated								
Reserve for Economic Uncertainties		9789	0.00	0.00		0.00		
Unassigned/Unappropriated Amount		9790	0.00	0.00		0.00		
LCFF SOURCES								
LCFF Transfers								
LCFF Transfers - Current Year		8091	0.00	0.00	0.00	0.00	0.00	0.0%
LCFF/Revenue Limit Transfers - Prior Years		8099	0.00	0.00	0.00	0.00	0.00	0.0%
TOTAL, LCFF SOURCES			0.00	0.00	0.00	0.00	0.00	0.0%
FEDERAL REVENUE								
Interagency Contracts Between LEAs		8285	0.00	0.00	0.00	0.00	0.00	0.0%
Pass-Through Revenues From Federal Sources		8287	0.00	0.00	0.00	0.00	0.00	0.0%
Career and Technical Education	3500-3599	8290	12,075.00	12,075.00	12,075.00	12,075.00	0.00	0.0%
All Other Federal Revenue	All Other	8290	428,244.00	472,360.00	50,081.00	472,360.00	0.00	0.0%
TOTAL, FEDERAL REVENUE			440,319.00	484,435.00	62,156.00	484,435.00	0.00	0.0%
OTHER STATE REVENUE								
Other State Apportionments								
All Other State Apportionments - Current Year		8311	866,762.00	1,129,218.00	677,531.00	1,129,218.00	0.00	0.0%
All Other State Apportionments - Prior Years		8319	0.00	0.00	0.00	0.00	0.00	0.0%
Pass-Through Revenues from State Sources		8587	0.00	0.00	0.00	0.00	0.00	0.0%
Adult Education Program	6391	8590	1,874,972.00	2,015,818.00	750,218.00	2,015,818.00	0.00	0.0%
All Other State Revenue	All Other	8590	439,248.00	483,386.00	371,346.00	483,386.00	0.00	0.0%
TOTAL, OTHER STATE REVENUE			3,180,982.00	3,628,422.00	1,799,095.00	3,628,422.00	0.00	0.0%
OTHER LOCAL REVENUE								
Sales								
Sale of Equipment/Supplies		8631	0.00	0.00	0.00	0.00	0.00	0.0%
Leases and Rentals		8650	0.00	0.00	0.00	0.00	0.00	0.0%
Interest		8660	6,000.00	6,000.00	7,037.00	6,000.00	0.00	0.0%
Net Increase (Decrease) in the Fair Value of Investments		8662	0.00	0.00	0.00	0.00	0.00	0.0%
Fees and Contracts								
Adult Education Fees		8671	150,000.00	150,000.00	41,029.62	100,000.00	(50,000.00)	-33.3%
Interagency Services		8677	0.00	0.00	0.00	0.00	0.00	0.0%
Other Local Revenue								
All Other Local Revenue		8699	0.00	0.00	0.00	0.00	0.00	0.0%
Tuition		8710	0.00	0.00	0.00	0.00	0.00	0.0%
TOTAL, OTHER LOCAL REVENUE			156,000.00	156,000.00	48,066.62	106,000.00	(50,000.00)	-32.1%
TOTAL, REVENUES			3,777,301.00	4,268,857.00	1,909,317.62	4,218,857.00		
CERTIFICATED SALARIES								
Certificated Teachers' Salaries		1100	629,964.00	792,720.00	465,005.05	875,117.00	(82,397.00)	-10.4%

Description	Resource Codes	Object Codes	Original Budget (A)	Board Approved Operating Budget (B)	Actuals To Date (C)	Projected Year Totals (D)	Difference (Col B & D) (E)	% Diff Column B & D (F)
Certificated Pupil Support Salaries		1200	24,505.00	23,257.00	13,766.34	24,739.00	(1,482.00)	-6.4%
Certificated Supervisors' and Administrators' Salaries		1300	286,653.00	277,208.00	165,670.31	278,718.00	(1,510.00)	-0.5%
Other Certificated Salaries		1900	65,397.00	56,055.00	35,592.57	62,949.00	(6,894.00)	-12.3%
TOTAL, CERTIFICATED SALARIES			1,006,519.00	1,149,240.00	680,034.27	1,241,523.00	(92,283.00)	-8.0%
CLASSIFIED SALARIES								
Classified Instructional Salaries		2100	159,249.00	184,067.00	76,077.36	147,862.00	36,205.00	19.7%
Classified Support Salaries		2200	25,000.00	30,065.00	11,553.00	48,122.00	(18,057.00)	-60.1%
Classified Supervisors' and Administrators' Salaries		2300	0.00	0.00	0.00	0.00	0.00	0.0%
Clerical, Technical and Office Salaries		2400	256,388.00	245,169.00	141,069.45	245,612.00	(443.00)	-0.2%
Other Classified Salaries		2900	0.00	0.00	0.00	0.00	0.00	0.0%
TOTAL, CLASSIFIED SALARIES			440,637.00	459,301.00	228,699.81	441,596.00	17,705.00	3.9%
EMPLOYEE BENEFITS								
STRS		3101-3102	288,486.00	319,686.00	99,855.58	333,936.00	(14,250.00)	-4.5%
PERS		3201-3202	115,472.00	114,507.00	57,269.44	103,141.00	11,366.00	9.9%
OASDI/Medicare/Alternative		3301-3302	47,421.00	51,950.00	28,408.14	51,757.00	193.00	0.4%
Health and Welfare Benefits		3401-3402	306,029.00	279,973.00	107,107.88	215,541.00	64,432.00	23.0%
Unemployment Insurance		3501-3502	7,090.00	8,113.00	4,561.26	8,413.00	(300.00)	-3.7%
Workers' Compensation		3601-3602	23,144.00	26,253.00	15,650.84	29,619.00	(3,366.00)	-12.8%
OPEB, Allocated		3701-3702	31,457.00	34,095.00	19,051.31	35,385.00	(1,290.00)	-3.8%
OPEB, Active Employees		3751-3752	0.00	0.00	0.00	0.00	0.00	0.0%
Other Employee Benefits		3901-3902	15,774.00	29,274.00	16,200.81	30,548.00	(1,274.00)	-4.4%
TOTAL, EMPLOYEE BENEFITS			834,873.00	863,851.00	348,105.26	808,340.00	55,511.00	6.4%
BOOKS AND SUPPLIES								
Approved Textbooks and Core Curricula Materials		4100	0.00	0.00	0.00	0.00	0.00	0.0%
Books and Other Reference Materials		4200	16,628.00	27,417.00	20,581.75	27,912.00	(495.00)	-1.8%
Materials and Supplies		4300	61,864.00	178,653.00	61,422.31	117,934.00	60,719.00	34.0%
Noncapitalized Equipment		4400	27,869.00	86,001.00	84,388.48	93,361.00	(7,360.00)	-8.6%
TOTAL, BOOKS AND SUPPLIES			106,361.00	292,071.00	166,392.54	239,207.00	52,864.00	18.1%
SERVICES AND OTHER OPERATING EXPENDITURES								
Subagreements for Services		5100	10,000.00	10,000.00	10,000.00	10,000.00	0.00	0.0%
Travel and Conferences		5200	31,012.00	7,244.00	7,442.22	9,202.00	(1,958.00)	-27.0%
Dues and Memberships		5300	2,320.00	3,450.00	1,655.00	3,475.00	(25.00)	-0.7%
Insurance		5400-5450	0.00	0.00	0.00	0.00	0.00	0.0%
Operations and Housekeeping Services		5500	0.00	0.00	0.00	0.00	0.00	0.0%
Rentals, Leases, Repairs, and Noncapitalized Improvements		5600	6,415.00	5,066.00	3,514.79	8,775.00	(3,709.00)	-73.2%
Transfers of Direct Costs		5710	0.00	0.00	0.00	0.00	0.00	0.0%
Transfers of Direct Costs - Interfund		5750	167,484.00	172,870.00	172,869.50	172,870.00	0.00	0.0%
Professional/Consulting Services and Operating Expenditures		5800	997,738.00	1,201,462.00	537,123.20	1,208,358.00	(6,896.00)	-0.6%
Communications		5900	13,000.00	38,810.00	19.08	10,019.00	28,791.00	74.2%
TOTAL, SERVICES AND OTHER OPERATING EXPENDITURES			1,227,969.00	1,438,902.00	732,623.79	1,422,699.00	16,203.00	1.1%
CAPITAL OUTLAY								
Land		6100	0.00	0.00	0.00	0.00	0.00	0.0%
Land Improvements		6170	0.00	0.00	0.00	0.00	0.00	0.0%

Description	Resource Codes	Object Codes	Original Budget (A)	Board Approved Operating Budget (B)	Actuals To Date (C)	Projected Year Totals (D)	Difference (Col B & D) (E)	% Diff Column B & D (F)
Buildings and Improvements of Buildings		6200	0.00	0.00	0.00	0.00	0.00	0.0%
Equipment		6400	0.00	0.00	0.00	0.00	0.00	0.0%
Equipment Replacement		6500	0.00	0.00	0.00	0.00	0.00	0.0%
Lease Assets		6600	0.00	0.00	0.00	0.00	0.00	0.0%
TOTAL, CAPITAL OUTLAY			0.00	0.00	0.00	0.00	0.00	0.0%
OTHER OUTGO (excluding Transfers of Indirect Costs)								
Tuition								
Tuition, Excess Costs, and/or Deficit Payments								
Payments to Districts or Charter Schools		7141	0.00	0.00	0.00	0.00	0.00	0.0%
Payments to County Offices		7142	0.00	0.00	0.00	0.00	0.00	0.0%
Payments to JPAs		7143	0.00	0.00	0.00	0.00	0.00	0.0%
Other Transfers Out								
Transfers of Pass-Through Revenues								
To Districts or Charter Schools		7211	0.00	0.00	0.00	0.00	0.00	0.0%
To County Offices		7212	0.00	0.00	0.00	0.00	0.00	0.0%
To JPAs		7213	0.00	0.00	0.00	0.00	0.00	0.0%
Debt Service								
Debt Service - Interest		7438	0.00	0.00	0.00	0.00	0.00	0.0%
Other Debt Service - Principal		7439	0.00	0.00	0.00	0.00	0.00	0.0%
TOTAL, OTHER OUTGO (excluding Transfers of Indirect Costs)			0.00	0.00	0.00	0.00	0.00	0.0%
OTHER OUTGO - TRANSFERS OF INDIRECT COSTS								
Transfers of Indirect Costs - Interfund		7350	55,595.00	60,145.00	3,684.76	60,145.00	0.00	0.0%
TOTAL, OTHER OUTGO - TRANSFERS OF INDIRECT COSTS			55,595.00	60,145.00	3,684.76	60,145.00	0.00	0.0%
TOTAL, EXPENDITURES			3,671,954.00	4,263,510.00	2,159,540.43	4,213,510.00		
INTERFUND TRANSFERS								
INTERFUND TRANSFERS IN								
Other Authorized Interfund Transfers In		8919	0.00	0.00	57,055.00	57,055.00	57,055.00	New
(a) TOTAL, INTERFUND TRANSFERS IN			0.00	0.00	57,055.00	57,055.00	57,055.00	New
INTERFUND TRANSFERS OUT								
To: State School Building Fund/County School Facilities Fund		7613	0.00	0.00	0.00	0.00	0.00	0.0%
Other Authorized Interfund Transfers Out		7619	99,347.00	99,347.00	99,347.00	99,347.00	0.00	0.0%
(b) TOTAL, INTERFUND TRANSFERS OUT			99,347.00	99,347.00	99,347.00	99,347.00	0.00	0.0%
OTHER SOURCES/USES								
SOURCES								
Other Sources								
Transfers from Funds of Lapsed/Reorganized LEAs		8965	0.00	0.00	0.00	0.00	0.00	0.0%
Long-Term Debt Proceeds								
Proceeds from Certificates of Participation		8971	0.00	0.00	0.00	0.00	0.00	0.0%
Proceeds from Leases		8972	0.00	0.00	0.00	0.00	0.00	0.0%
All Other Financing Sources		8979	0.00	0.00	0.00	0.00	0.00	0.0%
(c) TOTAL, SOURCES			0.00	0.00	0.00	0.00	0.00	0.0%
USES								

Description	Resource Codes	Object Codes	Original Budget (A)	Board Approved Operating Budget (B)	Actuals To Date (C)	Projected Year Totals (D)	Difference (Col B & D) (E)	% Diff Column B & D (F)
Transfers of Funds from Lapsed/Reorganized LEAs		7651	0.00	0.00	0.00	0.00	0.00	0.0%
All Other Financing Uses		7699	0.00	0.00	0.00	0.00	0.00	0.0%
(d) TOTAL, USES			0.00	0.00	0.00	0.00	0.00	0.0%
CONTRIBUTIONS								
Contributions from Unrestricted Revenues		8980	0.00	0.00	0.00	0.00	0.00	0.0%
Contributions from Restricted Revenues		8990	0.00	0.00	0.00	0.00	0.00	0.0%
(e) TOTAL, CONTRIBUTIONS			0.00	0.00	0.00	0.00	0.00	0.0%
TOTAL, OTHER FINANCING SOURCES/USES								
(a - b + c - d + e)			(99,347.00)	(99,347.00)	(42,292.00)	(42,292.00)		

Resource	Description	2022-23 Projected Totals
6371	CalWORKs for ROCP or Adult Education	1,091,377.00
6391	Adult Education Program	117,411.63
9010	Other Restricted Local	291,293.29
Total, Restricted Balance		1,500,081.92

Description	Resource Codes	Object Codes	Original Budget (A)	Board Approved Operating Budget (B)	Actuals To Date (C)	Projected Year Totals (D)	Difference (Col B & D) (E)	% Diff Column B & D (F)
A. REVENUES								
1) LCFF Sources		8010-8099	0.00	0.00	0.00	0.00	0.00	0.0%
2) Federal Revenue		8100-8299	15,173,722.00	17,508,617.00	5,657,848.73	17,751,695.00	243,078.00	1.4%
3) Other State Revenue		8300-8599	5,701,167.00	5,109,829.00	3,100,144.98	6,323,018.00	1,213,189.00	23.7%
4) Other Local Revenue		8600-8799	4,374,955.00	4,723,862.00	3,260,747.38	5,767,171.00	1,043,309.00	22.1%
5) TOTAL, REVENUES			25,249,844.00	27,342,308.00	12,018,741.09	29,841,884.00		
B. EXPENDITURES								
1) Certificated Salaries		1000-1999	9,085,110.00	9,702,714.00	5,265,093.26	9,832,290.00	(129,576.00)	-1.3%
2) Classified Salaries		2000-2999	5,172,900.00	5,550,575.00	2,795,741.18	5,409,040.00	141,535.00	2.5%
3) Employee Benefits		3000-3999	9,371,242.00	9,480,258.00	3,922,414.75	9,094,162.00	386,096.00	4.1%
4) Books and Supplies		4000-4999	3,969,097.00	6,392,857.00	809,342.40	7,255,517.00	(862,660.00)	-13.5%
5) Services and Other Operating Expenditures		5000-5999	522,393.00	548,521.00	297,162.65	752,878.00	(204,357.00)	-37.3%
6) Capital Outlay		6000-6999	0.00	0.00	0.00	0.00	0.00	0.0%
7) Other Outgo (excluding Transfers of Indirect Costs)		7100-7299,7400-7499	0.00	0.00	0.00	0.00	0.00	0.0%
8) Other Outgo - Transfers of Indirect Costs		7300-7399	785,307.00	885,865.00	335,287.84	911,894.00	(26,029.00)	-2.9%
9) TOTAL, EXPENDITURES			28,906,049.00	32,560,790.00	13,425,042.08	33,255,781.00		
C. EXCESS (DEFICIENCY) OF REVENUES OVER EXPENDITURES BEFORE OTHER FINANCING SOURCES AND USES (A5 - B9)			(3,656,205.00)	(5,218,482.00)	(1,406,300.99)	(3,413,897.00)		
D. OTHER FINANCING SOURCES/USES								
1) Interfund Transfers								
a) Transfers In		8900-8929	2,724,599.00	2,724,599.00	0.00	2,724,599.00	0.00	0.0%
b) Transfers Out		7600-7629	0.00	0.00	0.00	0.00	0.00	0.0%
2) Other Sources/Uses								
a) Sources		8930-8979	0.00	0.00	0.00	0.00	0.00	0.0%
b) Uses		7630-7699	0.00	0.00	0.00	0.00	0.00	0.0%
3) Contributions		8980-8999	0.00	0.00	0.00	0.00	0.00	0.0%
4) TOTAL, OTHER FINANCING SOURCES/USES			2,724,599.00	2,724,599.00	0.00	2,724,599.00		
E. NET INCREASE (DECREASE) IN FUND BALANCE (C + D4)			(931,606.00)	(2,493,883.00)	(1,406,300.99)	(689,298.00)		
F. FUND BALANCE, RESERVES								
1) Beginning Fund Balance								
a) As of July 1 - Unaudited		9791	3,606,212.24	3,606,212.24		3,606,212.24	0.00	0.0%
b) Audit Adjustments		9793	0.00	0.00		0.00	0.00	0.0%
c) As of July 1 - Audited (F1a + F1b)			3,606,212.24	3,606,212.24		3,606,212.24		
d) Other Restatements		9795	0.00	0.00		0.00	0.00	0.0%
e) Adjusted Beginning Balance (F1c + F1d)			3,606,212.24	3,606,212.24		3,606,212.24		
2) Ending Balance, June 30 (E + F1e)			2,674,606.24	1,112,329.24		2,916,914.24		
Components of Ending Fund Balance								
a) Nonspendable								
Revolving Cash		9711	0.00	0.00		0.00		
Stores		9712	0.00	0.00		0.00		
Prepaid Items		9713	0.00	0.00		0.00		
All Others		9719	0.00	0.00		0.00		
b) Restricted		9740	2,282,287.87	718,094.87		2,752,550.87		

Description	Resource Codes	Object Codes	Original Budget (A)	Board Approved Operating Budget (B)	Actuals To Date (C)	Projected Year Totals (D)	Difference (Col B & D) (E)	% Diff Column B & D (F)
c) Committed								
Stabilization Arrangements		9750	0.00	0.00		0.00		
Other Commitments		9760	0.00	0.00		0.00		
d) Assigned								
Other Assignments		9780	392,318.37	394,234.37		164,363.37		
Reserve for Economic Uncertainties	0000	9780		*394,234.37*				
Reserve for Economic Uncertainties	0000	9780	*392,318.37*					
Reserve for Economic Uncertainties	0000	9780				*164,363.37*		
e) Unassigned/Unappropriated								
Reserve for Economic Uncertainties		9789	0.00	0.00		0.00		
Unassigned/Unappropriated Amount		9790	0.00	0.00		0.00		
FEDERAL REVENUE								
Child Nutrition Programs		8220	521,727.00	521,727.00	245,610.00	586,330.00	64,603.00	12.4%
Interagency Contracts Between LEAs		8285	0.00	0.00	0.00	0.00	0.00	0.0%
Title I, Part A, Basic	3010	8290	0.00	0.00	0.00	0.00	0.00	0.0%
All Other Federal Revenue	All Other	8290	14,651,995.00	16,986,890.00	5,412,238.73	17,165,365.00	178,475.00	1.1%
TOTAL, FEDERAL REVENUE			15,173,722.00	17,508,617.00	5,657,848.73	17,751,695.00	243,078.00	1.4%
OTHER STATE REVENUE								
Child Nutrition Programs		8520	33,643.00	33,643.00	14,277.70	35,880.00	2,237.00	6.6%
Child Development Apportionments		8530	0.00	0.00	0.00	0.00	0.00	0.0%
Pass-Through Revenues from State Sources		8587	0.00	0.00	0.00	0.00	0.00	0.0%
State Preschool	6105	8590	4,812,467.00	4,221,129.00	3,085,867.28	5,432,081.00	1,210,952.00	28.7%
All Other State Revenue	All Other	8590	855,057.00	855,057.00	0.00	855,057.00	0.00	0.0%
TOTAL, OTHER STATE REVENUE			5,701,167.00	5,109,829.00	3,100,144.98	6,323,018.00	1,213,189.00	23.7%
OTHER LOCAL REVENUE								
Sales								
Sale of Equipment/Supplies		8631	0.00	0.00	0.00	0.00	0.00	0.0%
Food Service Sales		8634	0.00	0.00	0.00	0.00	0.00	0.0%
Interest		8660	5,510.00	5,510.00	9,475.00	9,475.00	3,965.00	72.0%
Net Increase (Decrease) in the Fair Value of Investments		8662	0.00	0.00	0.00	0.00	0.00	0.0%
Fees and Contracts								
Child Development Parent Fees		8673	3,920,617.00	3,920,617.00	2,683,173.41	4,969,313.00	1,048,696.00	26.7%
Interagency Services		8677	0.00	0.00	0.00	0.00	0.00	0.0%
All Other Fees and Contracts		8689	0.00	0.00	0.00	0.00	0.00	0.0%
Other Local Revenue								
All Other Local Revenue		8699	448,828.00	797,735.00	568,098.97	788,383.00	(9,352.00)	-1.2%
All Other Transfers In from All Others		8799	0.00	0.00	0.00	0.00	0.00	0.0%
TOTAL, OTHER LOCAL REVENUE			4,374,955.00	4,723,862.00	3,260,747.38	5,767,171.00	1,043,309.00	22.1%
TOTAL, REVENUES			25,249,844.00	27,342,308.00	12,018,741.09	29,841,884.00		
CERTIFICATED SALARIES								
Certificated Teachers' Salaries		1100	7,065,137.00	7,509,842.00	4,014,874.37	7,583,267.00	(73,425.00)	-1.0%
Certificated Pupil Support Salaries		1200	410,968.00	462,944.00	266,128.48	469,459.00	(6,515.00)	-1.4%
Certificated Supervisors' and Administrators' Salaries		1300	480,232.00	480,369.00	238,533.16	451,542.00	28,827.00	6.0%
Other Certificated Salaries		1900	1,128,773.00	1,249,559.00	745,557.25	1,328,022.00	(78,463.00)	-6.3%

Description	Resource Codes	Object Codes	Original Budget (A)	Board Approved Operating Budget (B)	Actuals To Date (C)	Projected Year Totals (D)	Difference (Col B & D) (E)	% Diff Column B & D (F)
TOTAL, CERTIFICATED SALARIES			9,085,110.00	9,702,714.00	5,265,093.26	9,832,290.00	(129,576.00)	-1.3%
CLASSIFIED SALARIES								
Classified Instructional Salaries		2100	2,350,393.00	2,400,950.00	1,130,469.90	2,298,661.00	102,289.00	4.3%
Classified Support Salaries		2200	1,582,085.00	1,860,870.00	966,710.81	1,864,754.00	(3,884.00)	-0.2%
Classified Supervisors' and Administrators' Salaries		2300	0.00	0.00	0.00	0.00	0.00	0.0%
Clerical, Technical and Office Salaries		2400	1,240,422.00	1,288,755.00	698,560.47	1,245,625.00	43,130.00	3.3%
Other Classified Salaries		2900	0.00	0.00	0.00	0.00	0.00	0.0%
TOTAL, CLASSIFIED SALARIES			5,172,900.00	5,550,575.00	2,795,741.18	5,409,040.00	141,535.00	2.5%
EMPLOYEE BENEFITS								
STRS		3101-3102	2,286,944.00	2,416,393.00	781,166.32	2,450,499.00	(34,106.00)	-1.4%
PERS		3201-3202	1,699,535.00	1,769,637.00	861,490.35	1,808,951.00	(39,314.00)	-2.2%
OASDI/Medicare/Alternative		3301-3302	611,673.00	664,473.00	346,744.07	672,290.00	(7,817.00)	-1.2%
Health and Welfare Benefits		3401-3402	3,984,620.00	3,727,081.00	1,442,494.42	3,211,230.00	515,851.00	13.8%
Unemployment Insurance		3501-3502	70,914.00	76,314.00	40,493.21	77,345.00	(1,031.00)	-1.4%
Workers' Compensation		3601-3602	228,429.00	244,161.00	137,933.31	272,964.00	(28,803.00)	-11.8%
OPEB, Allocated		3701-3702	329,982.00	353,744.00	185,223.52	352,563.00	1,181.00	0.3%
OPEB, Active Employees		3751-3752	0.00	0.00	0.00	0.00	0.00	0.0%
Other Employee Benefits		3901-3902	159,145.00	228,455.00	126,869.55	248,320.00	(19,865.00)	-8.7%
TOTAL, EMPLOYEE BENEFITS			9,371,242.00	9,480,258.00	3,922,414.75	9,094,162.00	386,096.00	4.1%
BOOKS AND SUPPLIES								
Approved Textbooks and Core Curricula Materials		4100	0.00	0.00	0.00	0.00	0.00	0.0%
Books and Other Reference Materials		4200	36,251.00	140,962.00	99,398.46	126,775.00	14,187.00	10.1%
Materials and Supplies		4300	3,208,823.00	5,168,444.00	341,539.07	5,830,094.00	(661,650.00)	-12.8%
Noncapitalized Equipment		4400	164,103.00	541,112.00	35,599.38	652,023.00	(110,911.00)	-20.5%
Food		4700	559,920.00	542,339.00	332,805.49	646,625.00	(104,286.00)	-19.2%
TOTAL, BOOKS AND SUPPLIES			3,969,097.00	6,392,857.00	809,342.40	7,255,517.00	(862,660.00)	-13.5%
SERVICES AND OTHER OPERATING EXPENDITURES								
Subagreements for Services		5100	0.00	0.00	0.00	0.00	0.00	0.0%
Travel and Conferences		5200	56,381.00	66,838.00	30,531.99	79,403.00	(12,565.00)	-18.8%
Dues and Memberships		5300	10,145.00	10,245.00	3,868.53	6,222.00	4,023.00	39.3%
Insurance		5400-5450	3,000.00	3,000.00	2,385.60	2,387.00	613.00	20.4%
Operations and Housekeeping Services		5500	0.00	0.00	0.00	0.00	0.00	0.0%
Rentals, Leases, Repairs, and Noncapitalized Improvements		5600	12,925.00	31,023.00	20,501.66	54,848.00	(23,825.00)	-76.8%
Transfers of Direct Costs		5710	0.00	0.00	0.00	0.00	0.00	0.0%
Transfers of Direct Costs - Interfund		5750	0.00	0.00	44,194.97	44,195.00	(44,195.00)	New
Professional/Consulting Services and Operating Expenditures		5800	439,704.00	433,793.00	194,190.00	562,201.00	(128,408.00)	-29.6%
Communications		5900	238.00	3,622.00	1,489.90	3,622.00	0.00	0.0%
TOTAL, SERVICES AND OTHER OPERATING EXPENDITURES			522,393.00	548,521.00	297,162.65	752,878.00	(204,357.00)	-37.3%
CAPITAL OUTLAY								
Land		6100	0.00	0.00	0.00	0.00	0.00	0.0%
Land Improvements		6170	0.00	0.00	0.00	0.00	0.00	0.0%
Buildings and Improvements of Buildings		6200	0.00	0.00	0.00	0.00	0.00	0.0%

Description	Resource Codes	Object Codes	Original Budget (A)	Board Approved Operating Budget (B)	Actuals To Date (C)	Projected Year Totals (D)	Difference (Col B & D) (E)	% Diff Column B & D (F)
Equipment		6400	0.00	0.00	0.00	0.00	0.00	0.0%
Equipment Replacement		6500	0.00	0.00	0.00	0.00	0.00	0.0%
Lease Assets		6600	0.00	0.00	0.00	0.00	0.00	0.0%
TOTAL, CAPITAL OUTLAY			0.00	0.00	0.00	0.00	0.00	0.0%
OTHER OUTGO (excluding Transfers of Indirect Costs)								
Other Transfers Out								
All Other Transfers Out to All Others		7299	0.00	0.00	0.00	0.00	0.00	0.0%
Debt Service								
Debt Service - Interest		7438	0.00	0.00	0.00	0.00	0.00	0.0%
Other Debt Service - Principal		7439	0.00	0.00	0.00	0.00	0.00	0.0%
TOTAL, OTHER OUTGO (excluding Transfers of Indirect Costs)			0.00	0.00	0.00	0.00	0.00	0.0%
OTHER OUTGO - TRANSFERS OF INDIRECT COSTS								
Transfers of Indirect Costs - Interfund		7350	785,307.00	885,865.00	335,287.84	911,894.00	(26,029.00)	-2.9%
TOTAL, OTHER OUTGO - TRANSFERS OF INDIRECT COSTS			785,307.00	885,865.00	335,287.84	911,894.00	(26,029.00)	-2.9%
TOTAL, EXPENDITURES			28,906,049.00	32,560,790.00	13,425,042.08	33,255,781.00		
INTERFUND TRANSFERS								
INTERFUND TRANSFERS IN								
From: General Fund		8911	2,724,599.00	2,724,599.00	0.00	2,724,599.00	0.00	0.0%
Other Authorized Interfund Transfers In		8919	0.00	0.00	0.00	0.00	0.00	0.0%
(a) TOTAL, INTERFUND TRANSFERS IN			2,724,599.00	2,724,599.00	0.00	2,724,599.00	0.00	0.0%
INTERFUND TRANSFERS OUT								
Other Authorized Interfund Transfers Out		7619	0.00	0.00	0.00	0.00	0.00	0.0%
(b) TOTAL, INTERFUND TRANSFERS OUT			0.00	0.00	0.00	0.00	0.00	0.0%
OTHER SOURCES/USES								
SOURCES								
Other Sources								
Transfers from Funds of Lapsed/Reorganized LEAs		8965	0.00	0.00	0.00	0.00	0.00	0.0%
Long-Term Debt Proceeds								
Proceeds from Certificates of Participation		8971	0.00	0.00	0.00	0.00	0.00	0.0%
Proceeds from Leases		8972	0.00	0.00	0.00	0.00	0.00	0.0%
All Other Financing Sources		8979	0.00	0.00	0.00	0.00	0.00	0.0%
(c) TOTAL, SOURCES			0.00	0.00	0.00	0.00	0.00	0.0%
USES								
Transfers of Funds from Lapsed/Reorganized LEAs		7651	0.00	0.00	0.00	0.00	0.00	0.0%
All Other Financing Uses		7699	0.00	0.00	0.00	0.00	0.00	0.0%
(d) TOTAL, USES			0.00	0.00	0.00	0.00	0.00	0.0%
CONTRIBUTIONS								
Contributions from Unrestricted Revenues		8980	0.00	0.00	0.00	0.00	0.00	0.0%
Contributions from Restricted Revenues		8990	0.00	0.00	0.00	0.00	0.00	0.0%
(e) TOTAL, CONTRIBUTIONS			0.00	0.00	0.00	0.00	0.00	0.0%
TOTAL, OTHER FINANCING SOURCES/USES								
(a - b + c - d + e)			2,724,599.00	2,724,599.00	0.00	2,724,599.00		

Resource	Description	2022-23 Projected Totals
5059	Child Development: ARP California State Preschool Program One-time Stipend	364,200.00
5320	Child Nutrition: Child Care Food Program (CCFP) Claims-Centers and Family Day Care Homes (Meal Reimbursements)	223,358.24
6129	Child Development: Center-Based Reserve Account for Department of Social Services Programs	218,632.11
6130	Child Development: Center-Based Reserve Account	223,660.83
9010	Other Restricted Local	1,722,699.69
Total, Restricted Balance		2,752,550.87

Description	Resource Codes	Object Codes	Original Budget (A)	Board Approved Operating Budget (B)	Actuals To Date (C)	Projected Year Totals (D)	Difference (Col B & D) (E)	% Diff Column B & D (F)
A. REVENUES								
1) LCFF Sources		8010-8099	0.00	0.00	0.00	0.00	0.00	0.0%
2) Federal Revenue		8100-8299	14,279,370.00	15,319,168.00	8,875,171.50	16,012,046.00	692,878.00	4.5%
3) Other State Revenue		8300-8599	3,523,292.00	8,459,830.00	5,292,289.83	9,198,516.00	738,686.00	8.7%
4) Other Local Revenue		8600-8799	1,468,234.00	1,459,234.00	939,142.73	1,633,933.00	174,699.00	12.0%
5) TOTAL, REVENUES			19,270,896.00	25,238,232.00	15,106,604.06	26,844,495.00		
B. EXPENDITURES								
1) Certificated Salaries		1000-1999	0.00	0.00	0.00	0.00	0.00	0.0%
2) Classified Salaries		2000-2999	5,748,838.00	6,068,948.00	3,176,340.08	6,043,061.00	25,887.00	0.4%
3) Employee Benefits		3000-3999	3,712,561.00	3,787,330.00	1,820,996.26	3,639,483.00	147,847.00	3.9%
4) Books and Supplies		4000-4999	9,011,128.00	10,066,946.00	5,248,558.89	11,489,705.00	(1,422,759.00)	-14.1%
5) Services and Other Operating Expenditures		5000-5999	715,781.00	1,093,281.00	465,316.87	1,093,281.00	0.00	0.0%
6) Capital Outlay		6000-6999	0.00	244,808.00	0.00	244,808.00	0.00	0.0%
7) Other Outgo (excluding Transfers of Indirect Costs)		7100-7299,7400-7499	0.00	0.00	0.00	0.00	0.00	0.0%
8) Other Outgo - Transfers of Indirect Costs		7300-7399	354,312.00	382,726.00	121,811.13	394,679.00	(11,953.00)	-3.1%
9) TOTAL, EXPENDITURES			19,542,620.00	21,644,039.00	10,833,023.23	22,905,017.00		
C. EXCESS (DEFICIENCY) OF REVENUES OVER EXPENDITURES BEFORE OTHER FINANCING SOURCES AND USES (A5 - B9)			(271,724.00)	3,594,193.00	4,273,580.83	3,939,478.00		
D. OTHER FINANCING SOURCES/USES								
1) Interfund Transfers								
a) Transfers In		8900-8929	0.00	0.00	0.00	0.00	0.00	0.0%
b) Transfers Out		7600-7629	8,455.00	8,455.00	4,086.58	8,455.00	0.00	0.0%
2) Other Sources/Uses								
a) Sources		8930-8979	0.00	0.00	0.00	0.00	0.00	0.0%
b) Uses		7630-7699	0.00	0.00	0.00	0.00	0.00	0.0%
3) Contributions		8980-8999	0.00	0.00	0.00	0.00	0.00	0.0%
4) TOTAL, OTHER FINANCING SOURCES/USES			(8,455.00)	(8,455.00)	(4,086.58)	(8,455.00)		
E. NET INCREASE (DECREASE) IN FUND BALANCE (C + D4)			(280,179.00)	3,585,738.00	4,269,494.25	3,931,023.00		
F. FUND BALANCE, RESERVES								
1) Beginning Fund Balance								
a) As of July 1 - Unaudited		9791	7,020,461.71	7,020,461.71		7,020,461.71	0.00	0.0%
b) Audit Adjustments		9793	0.00	0.00		0.00	0.00	0.0%
c) As of July 1 - Audited (F1a + F1b)			7,020,461.71	7,020,461.71		7,020,461.71		
d) Other Restatements		9795	0.00	0.00		0.00	0.00	0.0%
e) Adjusted Beginning Balance (F1c + F1d)			7,020,461.71	7,020,461.71		7,020,461.71		
2) Ending Balance, June 30 (E + F1e)			6,740,282.71	10,606,199.71		10,951,484.71		
Components of Ending Fund Balance								
a) Nonspendable								
Revolving Cash		9711	0.00	0.00		0.00		
Stores		9712	0.00	0.00		0.00		
Prepaid Items		9713	0.00	0.00		0.00		
All Others		9719	0.00	0.00		0.00		
b) Restricted		9740	6,740,282.71	10,606,199.71		10,951,484.71		

Description	Resource Codes	Object Codes	Original Budget (A)	Board Approved Operating Budget (B)	Actuals To Date (C)	Projected Year Totals (D)	Difference (Col B & D) (E)	% Diff Column B & D (F)
c) Committed								
Stabilization Arrangements		9750	0.00	0.00		0.00		
Other Commitments		9760	0.00	0.00		0.00		
d) Assigned								
Other Assignments		9780	0.00	0.00		0.00		
e) Unassigned/Unappropriated								
Reserve for Economic Uncertainties		9789	0.00	0.00		0.00		
Unassigned/Unappropriated Amount		9790	0.00	0.00		0.00		
FEDERAL REVENUE								
Child Nutrition Programs		8220	13,110,231.00	14,150,029.00	8,875,171.50	14,742,526.00	592,497.00	4.2%
Donated Food Commodities		8221	1,169,139.00	1,169,139.00	0.00	1,269,520.00	100,381.00	8.6%
All Other Federal Revenue		8290	0.00	0.00	0.00	0.00	0.00	0.0%
TOTAL, FEDERAL REVENUE			14,279,370.00	15,319,168.00	8,875,171.50	16,012,046.00	692,878.00	4.5%
OTHER STATE REVENUE								
Child Nutrition Programs		8520	3,523,292.00	8,459,830.00	5,292,289.83	9,198,516.00	738,686.00	8.7%
All Other State Revenue		8590	0.00	0.00	0.00	0.00	0.00	0.0%
TOTAL, OTHER STATE REVENUE			3,523,292.00	8,459,830.00	5,292,289.83	9,198,516.00	738,686.00	8.7%
OTHER LOCAL REVENUE								
Sales								
Sale of Equipment/Supplies		8631	0.00	0.00	0.00	0.00	0.00	0.0%
Food Service Sales		8634	1,455,234.00	1,455,234.00	924,095.35	1,609,387.00	154,153.00	10.6%
Leases and Rentals		8650	0.00	0.00	0.00	0.00	0.00	0.0%
Interest		8660	3,000.00	3,000.00	12,120.00	20,000.00	17,000.00	566.7%
Net Increase (Decrease) in the Fair Value of Investments		8662	0.00	0.00	0.00	0.00	0.00	0.0%
Fees and Contracts								
Interagency Services		8677	0.00	0.00	0.00	0.00	0.00	0.0%
Other Local Revenue								
All Other Local Revenue		8699	10,000.00	1,000.00	2,927.38	4,546.00	3,546.00	354.6%
TOTAL, OTHER LOCAL REVENUE			1,468,234.00	1,459,234.00	939,142.73	1,633,933.00	174,699.00	12.0%
TOTAL, REVENUES			19,270,896.00	25,238,232.00	15,106,604.06	26,844,495.00		
CERTIFICATED SALARIES								
Certificated Supervisors' and Administrators' Salaries		1300	0.00	0.00	0.00	0.00	0.00	0.0%
Other Certificated Salaries		1900	0.00	0.00	0.00	0.00	0.00	0.0%
TOTAL, CERTIFICATED SALARIES			0.00	0.00	0.00	0.00	0.00	0.0%
CLASSIFIED SALARIES								
Classified Support Salaries		2200	4,432,508.00	4,643,233.00	2,376,859.96	4,606,055.00	37,178.00	0.8%
Classified Supervisors' and Administrators' Salaries		2300	990,119.00	1,075,438.00	605,595.08	1,088,266.00	(12,828.00)	-1.2%
Clerical, Technical and Office Salaries		2400	287,211.00	311,277.00	179,042.54	309,740.00	1,537.00	0.5%
Other Classified Salaries		2900	39,000.00	39,000.00	14,842.50	39,000.00	0.00	0.0%
TOTAL, CLASSIFIED SALARIES			5,748,838.00	6,068,948.00	3,176,340.08	6,043,061.00	25,887.00	0.4%
EMPLOYEE BENEFITS								
STRS		3101-3102	0.00	0.00	0.00	0.00	0.00	0.0%
PERS		3201-3202	1,128,538.00	1,202,967.00	637,339.89	1,224,588.00	(21,621.00)	-1.8%
OASDI/Medicare/Alternative		3301-3302	434,043.00	458,423.00	234,404.28	456,173.00	2,250.00	0.5%

Description	Resource Codes	Object Codes	Original Budget (A)	Board Approved Operating Budget (B)	Actuals To Date (C)	Projected Year Totals (D)	Difference (Col B & D) (E)	% Diff Column B & D (F)
Health and Welfare Benefits		3401-3402	1,701,490.00	1,655,560.00	700,806.38	1,479,972.00	175,588.00	10.6%
Unemployment Insurance		3501-3502	28,557.00	30,145.00	15,899.09	29,998.00	147.00	0.5%
Workers' Compensation		3601-3602	93,822.00	98,118.00	54,596.48	108,090.00	(9,972.00)	-10.2%
OPEB, Allocated		3701-3702	212,706.00	224,513.00	117,532.28	223,425.00	1,088.00	0.5%
OPEB, Active Employees		3751-3752	0.00	0.00	0.00	0.00	0.00	0.0%
Other Employee Benefits		3901-3902	113,405.00	117,604.00	60,417.86	117,237.00	367.00	0.3%
TOTAL, EMPLOYEE BENEFITS			3,712,561.00	3,787,330.00	1,820,996.26	3,639,483.00	147,847.00	3.9%
BOOKS AND SUPPLIES								
Books and Other Reference Materials		4200	0.00	0.00	0.00	0.00	0.00	0.0%
Materials and Supplies		4300	694,379.00	694,379.00	631,264.74	1,208,434.00	(514,055.00)	-74.0%
Noncapitalized Equipment		4400	64,000.00	168,616.00	99,083.78	197,207.00	(28,591.00)	-17.0%
Food		4700	8,252,749.00	9,203,951.00	4,518,210.37	10,084,064.00	(880,113.00)	-9.6%
TOTAL, BOOKS AND SUPPLIES			9,011,128.00	10,066,946.00	5,248,558.89	11,489,705.00	(1,422,759.00)	-14.1%
SERVICES AND OTHER OPERATING EXPENDITURES								
Subagreements for Services		5100	0.00	0.00	0.00	0.00	0.00	0.0%
Travel and Conferences		5200	1,000.00	1,000.00	776.57	1,500.00	(500.00)	-50.0%
Dues and Memberships		5300	2,600.00	2,600.00	2,289.28	2,600.00	0.00	0.0%
Insurance		5400-5450	0.00	0.00	0.00	0.00	0.00	0.0%
Operations and Housekeeping Services		5500	0.00	0.00	0.00	0.00	0.00	0.0%
Rentals, Leases, Repairs, and Noncapitalized Improvements		5600	105,850.00	483,350.00	168,517.14	483,350.00	0.00	0.0%
Transfers of Direct Costs		5710	0.00	0.00	0.00	0.00	0.00	0.0%
Transfers of Direct Costs - Interfund		5750	381,212.00	386,719.00	189,932.07	386,892.00	(173.00)	0.0%
Professional/Consulting Services and Operating Expenditures		5800	209,869.00	204,362.00	100,506.28	203,689.00	673.00	0.3%
Communications		5900	15,250.00	15,250.00	3,295.53	15,250.00	0.00	0.0%
TOTAL, SERVICES AND OTHER OPERATING EXPENDITURES			715,781.00	1,093,281.00	465,316.87	1,093,281.00	0.00	0.0%
CAPITAL OUTLAY								
Buildings and Improvements of Buildings		6200	0.00	0.00	0.00	0.00	0.00	0.0%
Equipment		6400	0.00	149,808.00	0.00	149,808.00	0.00	0.0%
Equipment Replacement		6500	0.00	95,000.00	0.00	95,000.00	0.00	0.0%
Lease Assets		6600	0.00	0.00	0.00	0.00	0.00	0.0%
TOTAL, CAPITAL OUTLAY			0.00	244,808.00	0.00	244,808.00	0.00	0.0%
OTHER OUTGO (excluding Transfers of Indirect Costs)								
Debt Service								
Debt Service - Interest		7438	0.00	0.00	0.00	0.00	0.00	0.0%
Other Debt Service - Principal		7439	0.00	0.00	0.00	0.00	0.00	0.0%
TOTAL, OTHER OUTGO (excluding Transfers of Indirect Costs)			0.00	0.00	0.00	0.00	0.00	0.0%
OTHER OUTGO - TRANSFERS OF INDIRECT COSTS								
Transfers of Indirect Costs - Interfund		7350	354,312.00	382,726.00	121,811.13	394,679.00	(11,953.00)	-3.1%
TOTAL, OTHER OUTGO - TRANSFERS OF INDIRECT COSTS			354,312.00	382,726.00	121,811.13	394,679.00	(11,953.00)	-3.1%
TOTAL, EXPENDITURES			19,542,620.00	21,644,039.00	10,833,023.23	22,905,017.00		
INTERFUND TRANSFERS								

Description	Resource Codes	Object Codes	Original Budget (A)	Board Approved Operating Budget (B)	Actuals To Date (C)	Projected Year Totals (D)	Difference (Col B & D) (E)	% Diff Column B & D (F)
INTERFUND TRANSFERS IN								
From: General Fund		8916	0.00	0.00	0.00	0.00	0.00	0.0%
Other Authorized Interfund Transfers In		8919	0.00	0.00	0.00	0.00	0.00	0.0%
(a) TOTAL, INTERFUND TRANSFERS IN			0.00	0.00	0.00	0.00	0.00	0.0%
INTERFUND TRANSFERS OUT								
Other Authorized Interfund Transfers Out		7619	8,455.00	8,455.00	4,086.58	8,455.00	0.00	0.0%
(b) TOTAL, INTERFUND TRANSFERS OUT			8,455.00	8,455.00	4,086.58	8,455.00	0.00	0.0%
OTHER SOURCES/USES								
SOURCES								
Other Sources								
Transfers from Funds of Lapsed/Reorganized LEAs		8965	0.00	0.00	0.00	0.00	0.00	0.0%
Long-Term Debt Proceeds								
Proceeds from Leases		8972	0.00	0.00	0.00	0.00	0.00	0.0%
All Other Financing Sources		8979	0.00	0.00	0.00	0.00	0.00	0.0%
(c) TOTAL, SOURCES			0.00	0.00	0.00	0.00	0.00	0.0%
USES								
Transfers of Funds from Lapsed/Reorganized LEAs		7651	0.00	0.00	0.00	0.00	0.00	0.0%
All Other Financing Uses		7699	0.00	0.00	0.00	0.00	0.00	0.0%
(d) TOTAL, USES			0.00	0.00	0.00	0.00	0.00	0.0%
CONTRIBUTIONS								
Contributions from Unrestricted Revenues		8980	0.00	0.00	0.00	0.00	0.00	0.0%
Contributions from Restricted Revenues		8990	0.00	0.00	0.00	0.00	0.00	0.0%
(e) TOTAL, CONTRIBUTIONS			0.00	0.00	0.00	0.00	0.00	0.0%
TOTAL, OTHER FINANCING SOURCES/USES								
(a - b + c - d + e)			(8,455.00)	(8,455.00)	(4,086.58)	(8,455.00)		

Resource	Description	2022-23 Projected Totals
5310	Child Nutrition: School Programs (e.g., School Lunch, School Breakfast, Milk, Pregnant & Lactating Students)	10,336,901.62
5465	Child Nutrition: SNP COVID-19 Emergency Operational Costs Reimbursement (ECR)	614,583.09
Total, Restricted Balance		10,951,484.71

Description	Resource Codes	Object Codes	Original Budget (A)	Board Approved Operating Budget (B)	Actuals To Date (C)	Projected Year Totals (D)	Difference (Col B & D) (E)	% Diff Column B & D (F)
A. REVENUES								
1) LCFF Sources		8010-8099	0.00	0.00	0.00	0.00	0.00	0.0%
2) Federal Revenue		8100-8299	0.00	0.00	0.00	0.00	0.00	0.0%
3) Other State Revenue		8300-8599	0.00	0.00	0.00	0.00	0.00	0.0%
4) Other Local Revenue		8600-8799	8,500.00	8,500.00	11,282.00	25,500.00	17,000.00	200.0%
5) TOTAL, REVENUES			8,500.00	8,500.00	11,282.00	25,500.00		
B. EXPENDITURES								
1) Certificated Salaries		1000-1999	0.00	0.00	0.00	0.00	0.00	0.0%
2) Classified Salaries		2000-2999	0.00	20,019.00	573.12	22,074.00	(2,055.00)	-10.3%
3) Employee Benefits		3000-3999	0.00	2,948.00	159.26	3,325.00	(377.00)	-12.8%
4) Books and Supplies		4000-4999	0.00	18,640.00	13,692.87	18,640.00	0.00	0.0%
5) Services and Other Operating Expenditures		5000-5999	0.00	54,608.00	51,779.90	54,608.00	0.00	0.0%
6) Capital Outlay		6000-6999	2,250,000.00	2,831,242.00	793,791.71	2,617,185.00	214,057.00	7.6%
7) Other Outgo (excluding Transfers of Indirect Costs)		7100-7299,7400-7499	0.00	0.00	0.00	0.00	0.00	0.0%
8) Other Outgo - Transfers of Indirect Costs		7300-7399	0.00	0.00	0.00	0.00	0.00	0.0%
9) TOTAL, EXPENDITURES			2,250,000.00	2,927,457.00	859,996.86	2,715,832.00		
C. EXCESS (DEFICIENCY) OF REVENUES OVER EXPENDITURES BEFORE OTHER FINANCING SOURCES AND USES (A5 - B9)			(2,241,500.00)	(2,918,957.00)	(848,714.86)	(2,690,332.00)		
D. OTHER FINANCING SOURCES/USES								
1) Interfund Transfers								
a) Transfers In		8900-8929	2,000,000.00	2,000,000.00	2,000,000.00	2,000,000.00	0.00	0.0%
b) Transfers Out		7600-7629	0.00	0.00	0.00	0.00	0.00	0.0%
2) Other Sources/Uses								
a) Sources		8930-8979	0.00	0.00	0.00	0.00	0.00	0.0%
b) Uses		7630-7699	0.00	0.00	0.00	0.00	0.00	0.0%
3) Contributions		8980-8999	0.00	0.00	0.00	0.00	0.00	0.0%
4) TOTAL, OTHER FINANCING SOURCES/USES			2,000,000.00	2,000,000.00	2,000,000.00	2,000,000.00		
E. NET INCREASE (DECREASE) IN FUND BALANCE (C + D4)			(241,500.00)	(918,957.00)	1,151,285.14	(690,332.00)		
F. FUND BALANCE, RESERVES								
1) Beginning Fund Balance								
a) As of July 1 - Unaudited		9791	2,675,243.45	2,675,243.45		2,675,243.45	0.00	0.0%
b) Audit Adjustments		9793	0.00	0.00		0.00	0.00	0.0%
c) As of July 1 - Audited (F1a + F1b)			2,675,243.45	2,675,243.45		2,675,243.45		
d) Other Restatements		9795	0.00	0.00		0.00	0.00	0.0%
e) Adjusted Beginning Balance (F1c + F1d)			2,675,243.45	2,675,243.45		2,675,243.45		
2) Ending Balance, June 30 (E + F1e)			2,433,743.45	1,756,286.45		1,984,911.45		
Components of Ending Fund Balance								
a) Nonspendable								
Revolving Cash		9711	0.00	0.00		0.00		
Stores		9712	0.00	0.00		0.00		
Prepaid Items		9713	0.00	0.00		0.00		
All Others		9719	0.00	0.00		0.00		
b) Restricted		9740	2,433,743.45	1,756,286.45		1,984,911.45		

Description	Resource Codes	Object Codes	Original Budget (A)	Board Approved Operating Budget (B)	Actuals To Date (C)	Projected Year Totals (D)	Difference (Col B & D) (E)	% Diff Column B & D (F)
c) Committed								
Stabilization Arrangements		9750	0.00	0.00		0.00		
Other Commitments		9760	0.00	0.00		0.00		
d) Assigned								
Other Assignments		9780	0.00	0.00		0.00		
e) Unassigned/Unappropriated								
Reserve for Economic Uncertainties		9789	0.00	0.00		0.00		
Unassigned/Unappropriated Amount		9790	0.00	0.00		0.00		
LCFF SOURCES								
LCFF Transfers								
LCFF Transfers - Current Year		8091	0.00	0.00	0.00	0.00	0.00	0.0%
LCFF/Revenue Limit Transfers - Prior Years		8099	0.00	0.00	0.00	0.00	0.00	0.0%
TOTAL, LCFF SOURCES			0.00	0.00	0.00	0.00	0.00	0.0%
OTHER STATE REVENUE								
All Other State Revenue		8590	0.00	0.00	0.00	0.00	0.00	0.0%
TOTAL, OTHER STATE REVENUE			0.00	0.00	0.00	0.00	0.00	0.0%
OTHER LOCAL REVENUE								
Community Redevelopment Funds Not Subject to LCFF Deduction		8625	0.00	0.00	0.00	0.00	0.00	0.0%
Sales								
Sale of Equipment/Supplies		8631	0.00	0.00	0.00	0.00	0.00	0.0%
Interest		8660	8,500.00	8,500.00	11,282.00	25,500.00	17,000.00	200.0%
Net Increase (Decrease) in the Fair Value of Investments		8662	0.00	0.00	0.00	0.00	0.00	0.0%
Other Local Revenue								
All Other Local Revenue		8699	0.00	0.00	0.00	0.00	0.00	0.0%
All Other Transfers In from All Others		8799	0.00	0.00	0.00	0.00	0.00	0.0%
TOTAL, OTHER LOCAL REVENUE			8,500.00	8,500.00	11,282.00	25,500.00	17,000.00	200.0%
TOTAL, REVENUES			8,500.00	8,500.00	11,282.00	25,500.00		
CLASSIFIED SALARIES								
Classified Support Salaries		2200	0.00	0.00	0.00	0.00	0.00	0.0%
Other Classified Salaries		2900	0.00	20,019.00	573.12	22,074.00	(2,055.00)	-10.3%
TOTAL, CLASSIFIED SALARIES			0.00	20,019.00	573.12	22,074.00	(2,055.00)	-10.3%
EMPLOYEE BENEFITS								
STRS		3101-3102	0.00	0.00	109.46	109.00	(109.00)	New
PERS		3201-3202	0.00	0.00	0.00	0.00	0.00	0.0%
OASDI/Medicare/Alternative		3301-3302	0.00	1,531.00	8.32	1,653.00	(122.00)	-8.0%
Health and Welfare Benefits		3401-3402	0.00	0.00	0.00	0.00	0.00	0.0%
Unemployment Insurance		3501-3502	0.00	101.00	2.86	111.00	(10.00)	-9.9%
Workers' Compensation		3601-3602	0.00	326.00	10.26	360.00	(34.00)	-10.4%
OPEB, Allocated		3701-3702	0.00	740.00	21.20	816.00	(76.00)	-10.3%
OPEB, Active Employees		3751-3752	0.00	0.00	0.00	0.00	0.00	0.0%
Other Employee Benefits		3901-3902	0.00	250.00	7.16	276.00	(26.00)	-10.4%
TOTAL, EMPLOYEE BENEFITS			0.00	2,948.00	159.26	3,325.00	(377.00)	-12.8%
BOOKS AND SUPPLIES								
Books and Other Reference Materials		4200	0.00	0.00	0.00	0.00	0.00	0.0%
Materials and Supplies		4300	0.00	3,740.00	0.00	3,740.00	0.00	0.0%

Description	Resource Codes	Object Codes	Original Budget (A)	Board Approved Operating Budget (B)	Actuals To Date (C)	Projected Year Totals (D)	Difference (Col B & D) (E)	% Diff Column B & D (F)
Noncapitalized Equipment		4400	0.00	14,900.00	13,692.87	14,900.00	0.00	0.0%
TOTAL, BOOKS AND SUPPLIES			0.00	18,640.00	13,692.87	18,640.00	0.00	0.0%
SERVICES AND OTHER OPERATING EXPENDITURES								
Subagreements for Services		5100	0.00	0.00	0.00	0.00	0.00	0.0%
Travel and Conferences		5200	0.00	0.00	0.00	0.00	0.00	0.0%
Rentals, Leases, Repairs, and Noncapitalized Improvements		5600	0.00	54,608.00	51,779.90	54,608.00	0.00	0.0%
Transfers of Direct Costs		5710	0.00	0.00	0.00	0.00	0.00	0.0%
Transfers of Direct Costs - Interfund		5750	0.00	0.00	0.00	0.00	0.00	0.0%
Professional/Consulting Services and Operating Expenditures		5800	0.00	0.00	0.00	0.00	0.00	0.0%
TOTAL, SERVICES AND OTHER OPERATING EXPENDITURES			0.00	54,608.00	51,779.90	54,608.00	0.00	0.0%
CAPITAL OUTLAY								
Land Improvements		6170	0.00	0.00	0.00	0.00	0.00	0.0%
Buildings and Improvements of Buildings		6200	2,250,000.00	2,815,192.00	793,791.71	2,612,973.00	202,219.00	7.2%
Equipment		6400	0.00	16,050.00	0.00	4,212.00	11,838.00	73.8%
Equipment Replacement		6500	0.00	0.00	0.00	0.00	0.00	0.0%
Lease Assets		6600	0.00	0.00	0.00	0.00	0.00	0.0%
TOTAL, CAPITAL OUTLAY			2,250,000.00	2,831,242.00	793,791.71	2,617,185.00	214,057.00	7.6%
OTHER OUTGO (excluding Transfers of Indirect Costs)								
Debt Service								
Debt Service - Interest		7438	0.00	0.00	0.00	0.00	0.00	0.0%
Other Debt Service - Principal		7439	0.00	0.00	0.00	0.00	0.00	0.0%
TOTAL, OTHER OUTGO (excluding Transfers of Indirect Costs)			0.00	0.00	0.00	0.00	0.00	0.0%
TOTAL, EXPENDITURES			2,250,000.00	2,927,457.00	859,996.86	2,715,832.00		
INTERFUND TRANSFERS								
INTERFUND TRANSFERS IN								
Other Authorized Interfund Transfers In		8919	2,000,000.00	2,000,000.00	2,000,000.00	2,000,000.00	0.00	0.0%
(a) TOTAL, INTERFUND TRANSFERS IN			2,000,000.00	2,000,000.00	2,000,000.00	2,000,000.00	0.00	0.0%
INTERFUND TRANSFERS OUT								
Other Authorized Interfund Transfers Out		7619	0.00	0.00	0.00	0.00	0.00	0.0%
(b) TOTAL, INTERFUND TRANSFERS OUT			0.00	0.00	0.00	0.00	0.00	0.0%
OTHER SOURCES/USES								
SOURCES								
Other Sources								
Transfers from Funds of Lapsed/Reorganized LEAs		8965	0.00	0.00	0.00	0.00	0.00	0.0%
Long-Term Debt Proceeds								
Proceeds from Leases		8972	0.00	0.00	0.00	0.00	0.00	0.0%
All Other Financing Sources		8979	0.00	0.00	0.00	0.00	0.00	0.0%
(c) TOTAL, SOURCES			0.00	0.00	0.00	0.00	0.00	0.0%
USES								
Transfers of Funds from Lapsed/Reorganized LEAs		7651	0.00	0.00	0.00	0.00	0.00	0.0%
All Other Financing Uses		7699	0.00	0.00	0.00	0.00	0.00	0.0%

Description	Resource Codes	Object Codes	Original Budget (A)	Board Approved Operating Budget (B)	Actuals To Date (C)	Projected Year Totals (D)	Difference (Col B & D) (E)	% Diff Column B & D (F)
(d) TOTAL, USES			0.00	0.00	0.00	0.00	0.00	0.0%
CONTRIBUTIONS								
Contributions from Unrestricted Revenues		8980	0.00	0.00	0.00	0.00	0.00	0.0%
Contributions from Restricted Revenues		8990	0.00	0.00	0.00	0.00	0.00	0.0%
(e) TOTAL, CONTRIBUTIONS			0.00	0.00	0.00	0.00	0.00	0.0%
TOTAL, OTHER FINANCING SOURCES/USES								
(a - b + c - d + e)			2,000,000.00	2,000,000.00	2,000,000.00	2,000,000.00		

Resource	Description	2022-23 Projected Totals
9010	Other Restricted Local	1,984,911.45
Total, Restricted Balance		1,984,911.45

Description	Resource Codes	Object Codes	Original Budget (A)	Board Approved Operating Budget (B)	Actuals To Date (C)	Projected Year Totals (D)	Difference (Col B & D) (E)	% Diff Column B & D (F)
A. REVENUES								
1) LCFF Sources		8010-8099	0.00	0.00	0.00	0.00	0.00	0.0%
2) Federal Revenue		8100-8299	0.00	0.00	0.00	0.00	0.00	0.0%
3) Other State Revenue		8300-8599	0.00	0.00	0.00	0.00	0.00	0.0%
4) Other Local Revenue		8600-8799	2,282,996.00	2,282,963.00	1,513,485.99	2,589,831.00	306,868.00	13.4%
5) TOTAL, REVENUES			2,282,996.00	2,282,963.00	1,513,485.99	2,589,831.00		
B. EXPENDITURES								
1) Certificated Salaries		1000-1999	0.00	0.00	0.00	0.00	0.00	0.0%
2) Classified Salaries		2000-2999	1,030,962.00	1,701,333.00	642,804.35	1,691,790.00	9,543.00	0.6%
3) Employee Benefits		3000-3999	614,778.00	675,450.00	309,806.39	678,325.00	(2,875.00)	-0.4%
4) Books and Supplies		4000-4999	545,465.00	946,085.00	93,638.65	827,805.00	118,280.00	12.5%
5) Services and Other Operating Expenditures		5000-5999	3,683,093.00	3,858,172.00	2,298,237.88	3,206,802.00	651,370.00	16.9%
6) Capital Outlay		6000-6999	130,155,630.00	137,489,992.00	55,128,813.42	146,785,646.00	(9,295,654.00)	-6.8%
7) Other Outgo (excluding Transfers of Indirect Costs)		7100-7299,7400-7499	0.00	0.00	0.00	0.00	0.00	0.0%
8) Other Outgo - Transfers of Indirect Costs		7300-7399	0.00	0.00	0.00	0.00	0.00	0.0%
9) TOTAL, EXPENDITURES			136,029,928.00	144,671,032.00	58,473,300.69	153,190,368.00		
C. EXCESS (DEFICIENCY) OF REVENUES OVER EXPENDITURES BEFORE OTHER FINANCING SOURCES AND USES (A5 - B9)			(133,746,932.00)	(142,388,069.00)	(56,959,814.70)	(150,600,537.00)		
D. OTHER FINANCING SOURCES/USES								
1) Interfund Transfers								
a) Transfers In		8900-8929	417,085.00	5,417,085.00	16,352,870.63	20,097,462.00	14,680,377.00	271.0%
b) Transfers Out		7600-7629	0.00	0.00	0.00	0.00	0.00	0.0%
2) Other Sources/Uses								
a) Sources		8930-8979	0.00	0.00	18,999.45	18,999.00	18,999.00	New
b) Uses		7630-7699	0.00	0.00	0.00	0.00	0.00	0.0%
3) Contributions		8980-8999	0.00	0.00	0.00	0.00	0.00	0.0%
4) TOTAL, OTHER FINANCING SOURCES/USES			417,085.00	5,417,085.00	16,371,870.08	20,116,461.00		
E. NET INCREASE (DECREASE) IN FUND BALANCE (C + D4)			(133,329,847.00)	(136,970,984.00)	(40,587,944.62)	(130,484,076.00)		
F. FUND BALANCE, RESERVES								
1) Beginning Fund Balance								
a) As of July 1 - Unaudited		9791	227,178,852.22	227,178,852.22		227,178,852.22	0.00	0.0%
b) Audit Adjustments		9793	0.00	0.00		0.00	0.00	0.0%
c) As of July 1 - Audited (F1a + F1b)			227,178,852.22	227,178,852.22		227,178,852.22		
d) Other Restatements		9795	0.00	0.00		0.00	0.00	0.0%
e) Adjusted Beginning Balance (F1c + F1d)			227,178,852.22	227,178,852.22		227,178,852.22		
2) Ending Balance, June 30 (E + F1e)			93,849,005.22	90,207,868.22		96,694,776.22		
Components of Ending Fund Balance								
a) Nonspendable								

Description	Resource Codes	Object Codes	Original Budget (A)	Board Approved Operating Budget (B)	Actuals To Date (C)	Projected Year Totals (D)	Difference (Col B & D) (E)	% Diff Column B & D (F)
Revolving Cash		9711	0.00	0.00		0.00		
Stores		9712	0.00	0.00		0.00		
Prepaid Items		9713	0.00	0.00		0.00		
All Others		9719	0.00	0.00		0.00		
b) Legally Restricted Balance		9740	92,444,751.92	88,803,064.92		95,289,972.92		
c) Committed								
Stabilization Arrangements		9750	0.00	0.00		0.00		
Other Commitments		9760	0.00	0.00		0.00		
d) Assigned								
Other Assignments		9780	1,404,253.30	1,404,803.30		1,404,803.30		
Site re-Use	0000	9780		*1,404,803.30*				
Site re-Use	0000	9780	*1,404,253.30*					
Site re-Use	0000	9780				*1,404,803.30*		
e) Unassigned/Unappropriated								
Reserve for Economic Uncertainties		9789	0.00	0.00		0.00		
Unassigned/Unappropriated Amount		9790	0.00	0.00		0.00		
FEDERAL REVENUE								
FEMA		8281	0.00	0.00	0.00	0.00	0.00	0.0%
All Other Federal Revenue		8290	0.00	0.00	0.00	0.00	0.00	0.0%
TOTAL, FEDERAL REVENUE			0.00	0.00	0.00	0.00	0.00	0.0%
OTHER STATE REVENUE								
Tax Relief Subventions								
Restricted Levies - Other								
Homeowners' Exemptions		8575	0.00	0.00	0.00	0.00	0.00	0.0%
Other Subventions/In-Lieu Taxes		8576	0.00	0.00	0.00	0.00	0.00	0.0%
All Other State Revenue		8590	0.00	0.00	0.00	0.00	0.00	0.0%
TOTAL, OTHER STATE REVENUE			0.00	0.00	0.00	0.00	0.00	0.0%
OTHER LOCAL REVENUE								
County and District Taxes								
Other Restricted Levies								
Secured Roll		8615	0.00	0.00	0.00	0.00	0.00	0.0%
Unsecured Roll		8616	0.00	0.00	0.00	0.00	0.00	0.0%
Prior Years' Taxes		8617	0.00	0.00	0.00	0.00	0.00	0.0%
Supplemental Taxes		8618	0.00	0.00	0.00	0.00	0.00	0.0%
Non-Ad Valorem Taxes								
Parcel Taxes		8621	0.00	0.00	0.00	0.00	0.00	0.0%
Other		8622	0.00	0.00	0.00	0.00	0.00	0.0%
Community Redevelopment Funds Not Subject to LCFF Deduction		8625	120,000.00	120,000.00	2,792.65	120,000.00	0.00	0.0%
Penalties and Interest from Delinquent Non-LCFF Taxes		8629	0.00	0.00	0.00	0.00	0.00	0.0%
Sales								
Sale of Equipment/Supplies		8631	0.00	0.00	0.00	0.00	0.00	0.0%
Leases and Rentals		8650	1,922,196.00	1,926,516.00	1,011,950.41	1,926,516.00	0.00	0.0%
Interest		8660	225,800.00	225,800.00	443,850.15	484,800.00	259,000.00	114.7%

Description	Resource Codes	Object Codes	Original Budget (A)	Board Approved Operating Budget (B)	Actuals To Date (C)	Projected Year Totals (D)	Difference (Col B & D) (E)	% Diff Column B & D (F)
Net Increase (Decrease) in the Fair Value of Investments		8662	0.00	0.00	0.00	0.00	0.00	0.0%
Other Local Revenue								
All Other Local Revenue		8699	15,000.00	10,647.00	54,892.78	58,515.00	47,868.00	449.6%
All Other Transfers In from All Others		8799	0.00	0.00	0.00	0.00	0.00	0.0%
TOTAL, OTHER LOCAL REVENUE			2,282,996.00	2,282,963.00	1,513,485.99	2,589,831.00	306,868.00	13.4%
TOTAL, REVENUES			2,282,996.00	2,282,963.00	1,513,485.99	2,589,831.00		
CLASSIFIED SALARIES								
Classified Support Salaries		2200	61,728.00	31,687.00	0.00	31,687.00	0.00	0.0%
Classified Supervisors' and Administrators' Salaries		2300	607,534.00	675,081.00	394,243.30	678,854.00	(3,773.00)	-0.6%
Clerical, Technical and Office Salaries		2400	361,700.00	326,136.00	185,919.01	331,166.00	(5,030.00)	-1.5%
Other Classified Salaries		2900	0.00	668,429.00	62,642.04	650,083.00	18,346.00	2.7%
TOTAL, CLASSIFIED SALARIES			1,030,962.00	1,701,333.00	642,804.35	1,691,790.00	9,543.00	0.6%
EMPLOYEE BENEFITS								
STRS		3101-3102	0.00	15,128.00	13,509.49	16,439.00	(1,311.00)	-8.7%
PERS		3201-3202	269,080.00	252,960.00	138,788.28	253,594.00	(634.00)	-0.3%
OASDI/Medicare/Alternative		3301-3302	78,868.00	122,815.00	41,646.58	123,112.00	(297.00)	-0.2%
Health and Welfare Benefits		3401-3402	193,819.00	157,416.00	68,357.76	157,416.00	0.00	0.0%
Unemployment Insurance		3501-3502	5,154.00	8,179.00	3,219.59	8,250.00	(71.00)	-0.9%
Workers' Compensation		3601-3602	16,825.00	28,573.00	10,887.29	28,692.00	(119.00)	-0.4%
OPEB, Allocated		3701-3702	38,145.00	65,053.00	23,783.68	65,177.00	(124.00)	-0.2%
OPEB, Active Employees		3751-3752	0.00	0.00	0.00	0.00	0.00	0.0%
Other Employee Benefits		3901-3902	12,887.00	25,326.00	9,613.72	25,645.00	(319.00)	-1.3%
TOTAL, EMPLOYEE BENEFITS			614,778.00	675,450.00	309,806.39	678,325.00	(2,875.00)	-0.4%
BOOKS AND SUPPLIES								
Books and Other Reference Materials		4200	0.00	0.00	0.00	0.00	0.00	0.0%
Materials and Supplies		4300	545,465.00	547,209.00	25,403.01	412,761.00	134,448.00	24.6%
Noncapitalized Equipment		4400	0.00	398,876.00	68,235.64	415,044.00	(16,168.00)	-4.1%
TOTAL, BOOKS AND SUPPLIES			545,465.00	946,085.00	93,638.65	827,805.00	118,280.00	12.5%
SERVICES AND OTHER OPERATING EXPENDITURES								
Subagreements for Services		5100	0.00	0.00	0.00	0.00	0.00	0.0%
Travel and Conferences		5200	8,000.00	8,000.00	7,325.47	14,000.00	(6,000.00)	-75.0%
Insurance		5400-5450	0.00	0.00	0.00	0.00	0.00	0.0%
Operations and Housekeeping Services		5500	0.00	0.00	0.00	0.00	0.00	0.0%
Rentals, Leases, Repairs, and Noncapitalized Improvements		5600	250,000.00	351,086.00	82,952.07	234,086.00	117,000.00	33.3%
Transfers of Direct Costs		5710	0.00	0.00	0.00	0.00	0.00	0.0%
Transfers of Direct Costs - Interfund		5750	2,039,589.00	1,958,864.00	1,901,014.00	1,900,314.00	58,550.00	3.0%
Professional/Consulting Services and Operating Expenditures		5800	1,385,204.00	1,539,922.00	306,946.34	1,058,102.00	481,820.00	31.3%
Communications		5900	300.00	300.00	0.00	300.00	0.00	0.0%
TOTAL, SERVICES AND OTHER OPERATING EXPENDITURES			3,683,093.00	3,858,172.00	2,298,237.88	3,206,802.00	651,370.00	16.9%

Description	Resource Codes	Object Codes	Original Budget (A)	Board Approved Operating Budget (B)	Actuals To Date (C)	Projected Year Totals (D)	Difference (Col B & D) (E)	% Diff Column B & D (F)
CAPITAL OUTLAY								
Land		6100	0.00	0.00	0.00	0.00	0.00	0.0%
Land Improvements		6170	0.00	0.00	0.00	0.00	0.00	0.0%
Buildings and Improvements of Buildings		6200	130,155,630.00	124,047,665.00	48,697,039.76	127,335,560.00	(3,287,895.00)	-2.7%
Books and Media for New School Libraries or Major Expansion of School Libraries		6300	0.00	0.00	0.00	0.00	0.00	0.0%
Equipment		6400	0.00	13,442,327.00	6,431,773.66	19,450,086.00	(6,007,759.00)	-44.7%
Equipment Replacement		6500	0.00	0.00	0.00	0.00	0.00	0.0%
Lease Assets		6600	0.00	0.00	0.00	0.00	0.00	0.0%
TOTAL, CAPITAL OUTLAY			130,155,630.00	137,489,992.00	55,128,813.42	146,785,646.00	(9,295,654.00)	-6.8%
OTHER OUTGO (excluding Transfers of Indirect Costs)								
Other Transfers Out								
All Other Transfers Out to All Others		7299	0.00	0.00	0.00	0.00	0.00	0.0%
Debt Service								
Repayment of State School Building Fund Aid - Proceeds from Bonds		7435	0.00	0.00	0.00	0.00	0.00	0.0%
Debt Service - Interest		7438	0.00	0.00	0.00	0.00	0.00	0.0%
Other Debt Service - Principal		7439	0.00	0.00	0.00	0.00	0.00	0.0%
TOTAL, OTHER OUTGO (excluding Transfers of Indirect Costs)			0.00	0.00	0.00	0.00	0.00	0.0%
TOTAL, EXPENDITURES			136,029,928.00	144,671,032.00	58,473,300.69	153,190,368.00		
INTERFUND TRANSFERS								
INTERFUND TRANSFERS IN								
Other Authorized Interfund Transfers In		8919	417,085.00	5,417,085.00	16,352,870.63	20,097,462.00	14,680,377.00	271.0%
(a) TOTAL, INTERFUND TRANSFERS IN			417,085.00	5,417,085.00	16,352,870.63	20,097,462.00	14,680,377.00	271.0%
INTERFUND TRANSFERS OUT								
To: State School Building Fund/County School Facilities Fund		7613	0.00	0.00	0.00	0.00	0.00	0.0%
Other Authorized Interfund Transfers Out		7619	0.00	0.00	0.00	0.00	0.00	0.0%
(b) TOTAL, INTERFUND TRANSFERS OUT			0.00	0.00	0.00	0.00	0.00	0.0%
OTHER SOURCES/USES								
SOURCES								
Proceeds								
Proceeds from Sale of Bonds		8951	0.00	0.00	0.00	0.00	0.00	0.0%
Proceeds from Sale/Lease-Purchase of Land/Buildings		8953	0.00	0.00	0.00	0.00	0.00	0.0%
Other Sources								
County School Building Aid		8961	0.00	0.00	0.00	0.00	0.00	0.0%
Transfers from Funds of Lapsed/Reorganized LEAs		8965	0.00	0.00	0.00	0.00	0.00	0.0%
Long-Term Debt Proceeds								

Description	Resource Codes	Object Codes	Original Budget (A)	Board Approved Operating Budget (B)	Actuals To Date (C)	Projected Year Totals (D)	Difference (Col B & D) (E)	% Diff Column B & D (F)
Proceeds from Certificates of Participation		8971	0.00	0.00	0.00	0.00	0.00	0.0%
Proceeds from Leases		8972	0.00	0.00	0.00	0.00	0.00	0.0%
Proceeds from Lease Revenue Bonds		8973	0.00	0.00	0.00	0.00	0.00	0.0%
All Other Financing Sources		8979	0.00	0.00	18,999.45	18,999.00	18,999.00	New
(c) TOTAL, SOURCES			0.00	0.00	18,999.45	18,999.00	18,999.00	New
USES								
Transfers of Funds from Lapsed/Reorganized LEAs		7651	0.00	0.00	0.00	0.00	0.00	0.0%
All Other Financing Uses		7699	0.00	0.00	0.00	0.00	0.00	0.0%
(d) TOTAL, USES			0.00	0.00	0.00	0.00	0.00	0.0%
CONTRIBUTIONS								
Contributions from Unrestricted Revenues		8980	0.00	0.00	0.00	0.00	0.00	0.0%
Contributions from Restricted Revenues		8990	0.00	0.00	0.00	0.00	0.00	0.0%
(e) TOTAL, CONTRIBUTIONS			0.00	0.00	0.00	0.00	0.00	0.0%
TOTAL, OTHER FINANCING SOURCES/USES								
(a - b + c - d + e)			417,085.00	5,417,085.00	16,371,870.08	20,116,461.00		

Resource	Description	2022-23 Projected Totals
9010	Other Restricted Local	95,289,972.92
Total, Restricted Balance		95,289,972.92

Description	Resource Codes	Object Codes	Original Budget (A)	Board Approved Operating Budget (B)	Actuals To Date (C)	Projected Year Totals (D)	Difference (Col B & D) (E)	% Diff Column B & D (F)
A. REVENUES								
1) LCFF Sources		8010-8099	0.00	0.00	0.00	0.00	0.00	0.0%
2) Federal Revenue		8100-8299	0.00	0.00	0.00	0.00	0.00	0.0%
3) Other State Revenue		8300-8599	0.00	0.00	0.00	0.00	0.00	0.0%
4) Other Local Revenue		8600-8799	3,015,000.00	3,015,000.00	485,788.57	2,050,288.00	(964,712.00)	-32.0%
5) TOTAL, REVENUES			3,015,000.00	3,015,000.00	485,788.57	2,050,288.00		
B. EXPENDITURES								
1) Certificated Salaries		1000-1999	0.00	0.00	0.00	0.00	0.00	0.0%
2) Classified Salaries		2000-2999	0.00	0.00	0.00	0.00	0.00	0.0%
3) Employee Benefits		3000-3999	0.00	0.00	0.00	0.00	0.00	0.0%
4) Books and Supplies		4000-4999	0.00	0.00	0.00	0.00	0.00	0.0%
5) Services and Other Operating Expenditures		5000-5999	75,000.00	115,000.00	1,395.00	130,000.00	(15,000.00)	-13.0%
6) Capital Outlay		6000-6999	0.00	0.00	0.00	0.00	0.00	0.0%
7) Other Outgo (excluding Transfers of Indirect Costs)		7100-7299,7400-7499	0.00	0.00	0.00	0.00	0.00	0.0%
8) Other Outgo - Transfers of Indirect Costs		7300-7399	0.00	0.00	0.00	0.00	0.00	0.0%
9) TOTAL, EXPENDITURES			75,000.00	115,000.00	1,395.00	130,000.00		
C. EXCESS (DEFICIENCY) OF REVENUES OVER EXPENDITURES BEFORE OTHER FINANCING SOURCES AND USES (A5 - B9)			2,940,000.00	2,900,000.00	484,393.57	1,920,288.00		
D. OTHER FINANCING SOURCES/USES								
1) Interfund Transfers								
a) Transfers In		8900-8929	0.00	0.00	0.00	0.00	0.00	0.0%
b) Transfers Out		7600-7629	0.00	5,000,000.00	5,000,000.00	5,000,000.00	0.00	0.0%
2) Other Sources/Uses								
a) Sources		8930-8979	0.00	0.00	0.00	0.00	0.00	0.0%
b) Uses		7630-7699	0.00	0.00	0.00	0.00	0.00	0.0%
3) Contributions		8980-8999	0.00	0.00	0.00	0.00	0.00	0.0%
4) TOTAL, OTHER FINANCING SOURCES/USES			0.00	(5,000,000.00)	(5,000,000.00)	(5,000,000.00)		
E. NET INCREASE (DECREASE) IN FUND BALANCE (C + D4)			2,940,000.00	(2,100,000.00)	(4,515,606.43)	(3,079,712.00)		
F. FUND BALANCE, RESERVES								
1) Beginning Fund Balance								
a) As of July 1 - Unaudited		9791	7,694,581.46	7,694,581.46		7,694,581.46	0.00	0.0%
b) Audit Adjustments		9793	0.00	0.00		0.00	0.00	0.0%
c) As of July 1 - Audited (F1a + F1b)			7,694,581.46	7,694,581.46		7,694,581.46		
d) Other Restatements		9795	0.00	0.00		0.00	0.00	0.0%
e) Adjusted Beginning Balance (F1c + F1d)			7,694,581.46	7,694,581.46		7,694,581.46		
2) Ending Balance, June 30 (E + F1e)			10,634,581.46	5,594,581.46		4,614,869.46		
Components of Ending Fund Balance								
a) Nonspendable								
Revolving Cash		9711	0.00	0.00		0.00		
Stores		9712	0.00	0.00		0.00		
Prepaid Items		9713	0.00	0.00		0.00		
All Others		9719	0.00	0.00		0.00		

Description	Resource Codes	Object Codes	Original Budget (A)	Board Approved Operating Budget (B)	Actuals To Date (C)	Projected Year Totals (D)	Difference (Col B & D) (E)	% Diff Column B & D (F)
b) Legally Restricted Balance		9740	10,634,581.46	5,594,581.46		4,614,869.46		
c) Committed								
Stabilization Arrangements		9750	0.00	0.00		0.00		
Other Commitments		9760	0.00	0.00		0.00		
d) Assigned								
Other Assignments		9780	0.00	0.00		0.00		
e) Unassigned/Unappropriated								
Reserve for Economic Uncertainties		9789	0.00	0.00		0.00		
Unassigned/Unappropriated Amount		9790	0.00	0.00		0.00		
OTHER STATE REVENUE								
Tax Relief Subventions								
Restricted Levies - Other								
Homeowners' Exemptions		8575	0.00	0.00	0.00	0.00	0.00	0.0%
Other Subventions/In-Lieu Taxes		8576	0.00	0.00	0.00	0.00	0.00	0.0%
All Other State Revenue		8590	0.00	0.00	0.00	0.00	0.00	0.0%
TOTAL, OTHER STATE REVENUE			0.00	0.00	0.00	0.00	0.00	0.0%
OTHER LOCAL REVENUE								
County and District Taxes								
Other Restricted Levies								
Secured Roll		8615	0.00	0.00	0.00	0.00	0.00	0.0%
Unsecured Roll		8616	0.00	0.00	0.00	0.00	0.00	0.0%
Prior Years' Taxes		8617	0.00	0.00	0.00	0.00	0.00	0.0%
Supplemental Taxes		8618	0.00	0.00	0.00	0.00	0.00	0.0%
Non-Ad Valorem Taxes								
Parcel Taxes		8621	0.00	0.00	0.00	0.00	0.00	0.0%
Other		8622	0.00	0.00	0.00	0.00	0.00	0.0%
Community Redevelopment Funds Not Subject to LCFF Deduction		8625	0.00	0.00	0.00	0.00	0.00	0.0%
Penalties and Interest from Delinquent Non-LCFF Taxes		8629	0.00	0.00	0.00	0.00	0.00	0.0%
Sales								
Sale of Equipment/Supplies		8631	0.00	0.00	0.00	0.00	0.00	0.0%
Interest		8660	15,000.00	15,000.00	17,644.00	50,288.00	35,288.00	235.3%
Net Increase (Decrease) in the Fair Value of Investments		8662	0.00	0.00	0.00	0.00	0.00	0.0%
Fees and Contracts								
Mitigation/Developer Fees		8681	3,000,000.00	3,000,000.00	468,144.57	2,000,000.00	(1,000,000.00)	-33.3%
Other Local Revenue								
All Other Local Revenue		8699	0.00	0.00	0.00	0.00	0.00	0.0%
All Other Transfers In from All Others		8799	0.00	0.00	0.00	0.00	0.00	0.0%
TOTAL, OTHER LOCAL REVENUE			3,015,000.00	3,015,000.00	485,788.57	2,050,288.00	(964,712.00)	-32.0%
TOTAL, REVENUES			3,015,000.00	3,015,000.00	485,788.57	2,050,288.00		
CERTIFICATED SALARIES								
Other Certificated Salaries		1900	0.00	0.00	0.00	0.00	0.00	0.0%
TOTAL, CERTIFICATED SALARIES			0.00	0.00	0.00	0.00	0.00	0.0%
CLASSIFIED SALARIES								
Classified Support Salaries		2200	0.00	0.00	0.00	0.00	0.00	0.0%

Description	Resource Codes	Object Codes	Original Budget (A)	Board Approved Operating Budget (B)	Actuals To Date (C)	Projected Year Totals (D)	Difference (Col B & D) (E)	% Diff Column B & D (F)
Classified Supervisors' and Administrators' Salaries		2300	0.00	0.00	0.00	0.00	0.00	0.0%
Clerical, Technical and Office Salaries		2400	0.00	0.00	0.00	0.00	0.00	0.0%
Other Classified Salaries		2900	0.00	0.00	0.00	0.00	0.00	0.0%
TOTAL, CLASSIFIED SALARIES			0.00	0.00	0.00	0.00	0.00	0.0%
EMPLOYEE BENEFITS								
STRS		3101-3102	0.00	0.00	0.00	0.00	0.00	0.0%
PERS		3201-3202	0.00	0.00	0.00	0.00	0.00	0.0%
OASDI/Medicare/Alternative		3301-3302	0.00	0.00	0.00	0.00	0.00	0.0%
Health and Welfare Benefits		3401-3402	0.00	0.00	0.00	0.00	0.00	0.0%
Unemployment Insurance		3501-3502	0.00	0.00	0.00	0.00	0.00	0.0%
Workers' Compensation		3601-3602	0.00	0.00	0.00	0.00	0.00	0.0%
OPEB, Allocated		3701-3702	0.00	0.00	0.00	0.00	0.00	0.0%
OPEB, Active Employees		3751-3752	0.00	0.00	0.00	0.00	0.00	0.0%
Other Employee Benefits		3901-3902	0.00	0.00	0.00	0.00	0.00	0.0%
TOTAL, EMPLOYEE BENEFITS			0.00	0.00	0.00	0.00	0.00	0.0%
BOOKS AND SUPPLIES								
Approved Textbooks and Core Curricula Materials		4100	0.00	0.00	0.00	0.00	0.00	0.0%
Books and Other Reference Materials		4200	0.00	0.00	0.00	0.00	0.00	0.0%
Materials and Supplies		4300	0.00	0.00	0.00	0.00	0.00	0.0%
Noncapitalized Equipment		4400	0.00	0.00	0.00	0.00	0.00	0.0%
TOTAL, BOOKS AND SUPPLIES			0.00	0.00	0.00	0.00	0.00	0.0%
SERVICES AND OTHER OPERATING EXPENDITURES								
Subagreements for Services		5100	0.00	0.00	0.00	0.00	0.00	0.0%
Travel and Conferences		5200	0.00	0.00	0.00	0.00	0.00	0.0%
Insurance		5400-5450	0.00	0.00	0.00	0.00	0.00	0.0%
Operations and Housekeeping Services		5500	0.00	0.00	0.00	0.00	0.00	0.0%
Rentals, Leases, Repairs, and Noncapitalized Improvements		5600	0.00	0.00	0.00	0.00	0.00	0.0%
Transfers of Direct Costs		5710	0.00	0.00	0.00	0.00	0.00	0.0%
Transfers of Direct Costs - Interfund		5750	0.00	0.00	0.00	0.00	0.00	0.0%
Professional/Consulting Services and Operating Expenditures		5800	75,000.00	115,000.00	1,395.00	130,000.00	(15,000.00)	-13.0%
Communications		5900	0.00	0.00	0.00	0.00	0.00	0.0%
TOTAL, SERVICES AND OTHER OPERATING EXPENDITURES			75,000.00	115,000.00	1,395.00	130,000.00	(15,000.00)	-13.0%
CAPITAL OUTLAY								
Land		6100	0.00	0.00	0.00	0.00	0.00	0.0%
Land Improvements		6170	0.00	0.00	0.00	0.00	0.00	0.0%
Buildings and Improvements of Buildings		6200	0.00	0.00	0.00	0.00	0.00	0.0%
Books and Media for New School Libraries or Major Expansion of School Libraries		6300	0.00	0.00	0.00	0.00	0.00	0.0%
Equipment		6400	0.00	0.00	0.00	0.00	0.00	0.0%
Equipment Replacement		6500	0.00	0.00	0.00	0.00	0.00	0.0%
Lease Assets		6600	0.00	0.00	0.00	0.00	0.00	0.0%
TOTAL, CAPITAL OUTLAY			0.00	0.00	0.00	0.00	0.00	0.0%

Description	Resource Codes	Object Codes	Original Budget (A)	Board Approved Operating Budget (B)	Actuals To Date (C)	Projected Year Totals (D)	Difference (Col B & D) (E)	% Diff Column B & D (F)
OTHER OUTGO (excluding Transfers of Indirect Costs)								
Other Transfers Out								
All Other Transfers Out to All Others		7299	0.00	0.00	0.00	0.00	0.00	0.0%
Debt Service								
Debt Service - Interest		7438	0.00	0.00	0.00	0.00	0.00	0.0%
Other Debt Service - Principal		7439	0.00	0.00	0.00	0.00	0.00	0.0%
TOTAL, OTHER OUTGO (excluding Transfers of Indirect Costs)			0.00	0.00	0.00	0.00	0.00	0.0%
TOTAL, EXPENDITURES			75,000.00	115,000.00	1,395.00	130,000.00		
INTERFUND TRANSFERS								
INTERFUND TRANSFERS IN								
Other Authorized Interfund Transfers In		8919	0.00	0.00	0.00	0.00	0.00	0.0%
(a) TOTAL, INTERFUND TRANSFERS IN			0.00	0.00	0.00	0.00	0.00	0.0%
INTERFUND TRANSFERS OUT								
To: State School Building Fund/County School Facilities Fund		7613	0.00	0.00	0.00	0.00	0.00	0.0%
Other Authorized Interfund Transfers Out		7619	0.00	5,000,000.00	5,000,000.00	5,000,000.00	0.00	0.0%
(b) TOTAL, INTERFUND TRANSFERS OUT			0.00	5,000,000.00	5,000,000.00	5,000,000.00	0.00	0.0%
OTHER SOURCES/USES								
SOURCES								
Proceeds								
Proceeds from Sale/Lease-Purchase of Land/Buildings		8953	0.00	0.00	0.00	0.00	0.00	0.0%
Other Sources								
Transfers from Funds of Lapsed/Reorganized LEAs		8965	0.00	0.00	0.00	0.00	0.00	0.0%
Long-Term Debt Proceeds								
Proceeds from Certificates of Participation		8971	0.00	0.00	0.00	0.00	0.00	0.0%
Proceeds from Leases		8972	0.00	0.00	0.00	0.00	0.00	0.0%
Proceeds from Lease Revenue Bonds		8973	0.00	0.00	0.00	0.00	0.00	0.0%
All Other Financing Sources		8979	0.00	0.00	0.00	0.00	0.00	0.0%
(c) TOTAL, SOURCES			0.00	0.00	0.00	0.00	0.00	0.0%
USES								
Transfers of Funds from Lapsed/Reorganized LEAs		7651	0.00	0.00	0.00	0.00	0.00	0.0%
All Other Financing Uses		7699	0.00	0.00	0.00	0.00	0.00	0.0%
(d) TOTAL, USES			0.00	0.00	0.00	0.00	0.00	0.0%
CONTRIBUTIONS								
Contributions from Unrestricted Revenues		8980	0.00	0.00	0.00	0.00	0.00	0.0%
Contributions from Restricted Revenues		8990	0.00	0.00	0.00	0.00	0.00	0.0%
(e) TOTAL, CONTRIBUTIONS			0.00	0.00	0.00	0.00	0.00	0.0%
TOTAL, OTHER FINANCING SOURCES/USES								
(a - b + c - d + e)			0.00	(5,000,000.00)	(5,000,000.00)	(5,000,000.00)		

Resource	Description	2022-23 Projected Totals
9010	Other Restricted Local	4,614,869.46
Total, Restricted Balance		4,614,869.46

Description	Resource Codes	Object Codes	Original Budget (A)	Board Approved Operating Budget (B)	Actuals To Date (C)	Projected Year Totals (D)	Difference (Col B & D) (E)	% Diff Column B & D (F)
A. REVENUES								
1) LCFF Sources		8010-8099	0.00	0.00	0.00	0.00	0.00	0.0%
2) Federal Revenue		8100-8299	0.00	0.00	0.00	0.00	0.00	0.0%
3) Other State Revenue		8300-8599	0.00	0.00	14,680,377.00	14,680,377.00	14,680,377.00	New
4) Other Local Revenue		8600-8799	0.00	0.00	0.00	0.00	0.00	0.0%
5) TOTAL, REVENUES			0.00	0.00	14,680,377.00	14,680,377.00		
B. EXPENDITURES								
1) Certificated Salaries		1000-1999	0.00	0.00	0.00	0.00	0.00	0.0%
2) Classified Salaries		2000-2999	0.00	0.00	0.00	0.00	0.00	0.0%
3) Employee Benefits		3000-3999	0.00	0.00	0.00	0.00	0.00	0.0%
4) Books and Supplies		4000-4999	0.00	0.00	0.00	0.00	0.00	0.0%
5) Services and Other Operating Expenditures		5000-5999	0.00	0.00	0.00	0.00	0.00	0.0%
6) Capital Outlay		6000-6999	0.00	0.00	0.00	0.00	0.00	0.0%
7) Other Outgo (excluding Transfers of Indirect Costs)		7100-7299,7400-7499	0.00	0.00	0.00	0.00	0.00	0.0%
8) Other Outgo - Transfers of Indirect Costs		7300-7399	0.00	0.00	0.00	0.00	0.00	0.0%
9) TOTAL, EXPENDITURES			0.00	0.00	0.00	0.00		
C. EXCESS (DEFICIENCY) OF REVENUES OVER EXPENDITURES BEFORE OTHER FINANCING SOURCES AND USES (A5 - B9)			0.00	0.00	14,680,377.00	14,680,377.00		
D. OTHER FINANCING SOURCES/USES								
1) Interfund Transfers								
a) Transfers In		8900-8929	0.00	0.00	0.00	0.00	0.00	0.0%
b) Transfers Out		7600-7629	0.00	0.00	10,965,104.00	14,680,377.00	(14,680,377.00)	New
2) Other Sources/Uses								
a) Sources		8930-8979	0.00	0.00	0.00	0.00	0.00	0.0%
b) Uses		7630-7699	0.00	0.00	0.00	0.00	0.00	0.0%
3) Contributions		8980-8999	0.00	0.00	0.00	0.00	0.00	0.0%
4) TOTAL, OTHER FINANCING SOURCES/USES			0.00	0.00	(10,965,104.00)	(14,680,377.00)		
E. NET INCREASE (DECREASE) IN FUND BALANCE (C + D4)			0.00	0.00	3,715,273.00	0.00		
F. FUND BALANCE, RESERVES								
1) Beginning Fund Balance								
a) As of July 1 - Unaudited		9791	0.00	0.00		0.00	0.00	0.0%
b) Audit Adjustments		9793	0.00	0.00		0.00	0.00	0.0%
c) As of July 1 - Audited (F1a + F1b)			0.00	0.00		0.00		
d) Other Restatements		9795	0.00	0.00		0.00	0.00	0.0%
e) Adjusted Beginning Balance (F1c + F1d)			0.00	0.00		0.00		
2) Ending Balance, June 30 (E + F1e)			0.00	0.00		0.00		
Components of Ending Fund Balance								
a) Nonspendable								
Revolving Cash		9711	0.00	0.00		0.00		
Stores		9712	0.00	0.00		0.00		
Prepaid Items		9713	0.00	0.00		0.00		
All Others		9719	0.00	0.00		0.00		
b) Legally Restricted Balance		9740	0.00	0.00		0.00		

Description	Resource Codes	Object Codes	Original Budget (A)	Board Approved Operating Budget (B)	Actuals To Date (C)	Projected Year Totals (D)	Difference (Col B & D) (E)	% Diff Column B & D (F)
c) Committed								
Stabilization Arrangements		9750	0.00	0.00		0.00		
Other Commitments		9760	0.00	0.00		0.00		
d) Assigned								
Other Assignments		9780	0.00	0.00		0.00		
e) Unassigned/Unappropriated								
Reserve for Economic Uncertainties		9789	0.00	0.00		0.00		
Unassigned/Unappropriated Amount		9790	0.00	0.00		0.00		
FEDERAL REVENUE								
All Other Federal Revenue		8290	0.00	0.00	0.00	0.00	0.00	0.0%
TOTAL, FEDERAL REVENUE			0.00	0.00	0.00	0.00	0.00	0.0%
OTHER STATE REVENUE								
School Facilities Apportionments		8545	0.00	0.00	14,680,377.00	14,680,377.00	14,680,377.00	New
Pass-Through Revenues from State Sources		8587	0.00	0.00	0.00	0.00	0.00	0.0%
All Other State Revenue		8590	0.00	0.00	0.00	0.00	0.00	0.0%
TOTAL, OTHER STATE REVENUE			0.00	0.00	14,680,377.00	14,680,377.00	14,680,377.00	New
OTHER LOCAL REVENUE								
Sales								
Sale of Equipment/Supplies		8631	0.00	0.00	0.00	0.00	0.00	0.0%
Leases and Rentals		8650	0.00	0.00	0.00	0.00	0.00	0.0%
Interest		8660	0.00	0.00	0.00	0.00	0.00	0.0%
Net Increase (Decrease) in the Fair Value of Investments		8662	0.00	0.00	0.00	0.00	0.00	0.0%
Other Local Revenue								
All Other Local Revenue		8699	0.00	0.00	0.00	0.00	0.00	0.0%
All Other Transfers In from All Others		8799	0.00	0.00	0.00	0.00	0.00	0.0%
TOTAL, OTHER LOCAL REVENUE			0.00	0.00	0.00	0.00	0.00	0.0%
TOTAL, REVENUES			0.00	0.00	14,680,377.00	14,680,377.00		
CLASSIFIED SALARIES								
Classified Support Salaries		2200	0.00	0.00	0.00	0.00	0.00	0.0%
Classified Supervisors' and Administrators' Salaries		2300	0.00	0.00	0.00	0.00	0.00	0.0%
Clerical, Technical and Office Salaries		2400	0.00	0.00	0.00	0.00	0.00	0.0%
Other Classified Salaries		2900	0.00	0.00	0.00	0.00	0.00	0.0%
TOTAL, CLASSIFIED SALARIES			0.00	0.00	0.00	0.00	0.00	0.0%
EMPLOYEE BENEFITS								
STRS		3101-3102	0.00	0.00	0.00	0.00	0.00	0.0%
PERS		3201-3202	0.00	0.00	0.00	0.00	0.00	0.0%
OASDI/Medicare/Alternative		3301-3302	0.00	0.00	0.00	0.00	0.00	0.0%
Health and Welfare Benefits		3401-3402	0.00	0.00	0.00	0.00	0.00	0.0%
Unemployment Insurance		3501-3502	0.00	0.00	0.00	0.00	0.00	0.0%
Workers' Compensation		3601-3602	0.00	0.00	0.00	0.00	0.00	0.0%
OPEB, Allocated		3701-3702	0.00	0.00	0.00	0.00	0.00	0.0%
OPEB, Active Employees		3751-3752	0.00	0.00	0.00	0.00	0.00	0.0%
Other Employee Benefits		3901-3902	0.00	0.00	0.00	0.00	0.00	0.0%
TOTAL, EMPLOYEE BENEFITS			0.00	0.00	0.00	0.00	0.00	0.0%
BOOKS AND SUPPLIES								

Description	Resource Codes	Object Codes	Original Budget (A)	Board Approved Operating Budget (B)	Actuals To Date (C)	Projected Year Totals (D)	Difference (Col B & D) (E)	% Diff Column B & D (F)
Books and Other Reference Materials		4200	0.00	0.00	0.00	0.00	0.00	0.0%
Materials and Supplies		4300	0.00	0.00	0.00	0.00	0.00	0.0%
Noncapitalized Equipment		4400	0.00	0.00	0.00	0.00	0.00	0.0%
TOTAL, BOOKS AND SUPPLIES			0.00	0.00	0.00	0.00	0.00	0.0%
SERVICES AND OTHER OPERATING EXPENDITURES								
Subagreements for Services		5100	0.00	0.00	0.00	0.00	0.00	0.0%
Travel and Conferences		5200	0.00	0.00	0.00	0.00	0.00	0.0%
Insurance		5400-5450	0.00	0.00	0.00	0.00	0.00	0.0%
Operations and Housekeeping Services		5500	0.00	0.00	0.00	0.00	0.00	0.0%
Rentals, Leases, Repairs, and Noncapitalized Improvements		5600	0.00	0.00	0.00	0.00	0.00	0.0%
Transfers of Direct Costs		5710	0.00	0.00	0.00	0.00	0.00	0.0%
Transfers of Direct Costs - Interfund		5750	0.00	0.00	0.00	0.00	0.00	0.0%
Professional/Consulting Services and Operating Expenditures		5800	0.00	0.00	0.00	0.00	0.00	0.0%
Communications		5900	0.00	0.00	0.00	0.00	0.00	0.0%
TOTAL, SERVICES AND OTHER OPERATING EXPENDITURES			0.00	0.00	0.00	0.00	0.00	0.0%
CAPITAL OUTLAY								
Land		6100	0.00	0.00	0.00	0.00	0.00	0.0%
Land Improvements		6170	0.00	0.00	0.00	0.00	0.00	0.0%
Buildings and Improvements of Buildings		6200	0.00	0.00	0.00	0.00	0.00	0.0%
Books and Media for New School Libraries or Major Expansion of School Libraries		6300	0.00	0.00	0.00	0.00	0.00	0.0%
Equipment		6400	0.00	0.00	0.00	0.00	0.00	0.0%
Equipment Replacement		6500	0.00	0.00	0.00	0.00	0.00	0.0%
Lease Assets		6600	0.00	0.00	0.00	0.00	0.00	0.0%
TOTAL, CAPITAL OUTLAY			0.00	0.00	0.00	0.00	0.00	0.0%
OTHER OUTGO (excluding Transfers of Indirect Costs)								
Other Transfers Out								
Transfers of Pass-Through Revenues								
To Districts or Charter Schools		7211	0.00	0.00	0.00	0.00	0.00	0.0%
To County Offices		7212	0.00	0.00	0.00	0.00	0.00	0.0%
To JPAs		7213	0.00	0.00	0.00	0.00	0.00	0.0%
All Other Transfers Out to All Others		7299	0.00	0.00	0.00	0.00	0.00	0.0%
Debt Service								
Debt Service - Interest		7438	0.00	0.00	0.00	0.00	0.00	0.0%
Other Debt Service - Principal		7439	0.00	0.00	0.00	0.00	0.00	0.0%
TOTAL, OTHER OUTGO (excluding Transfers of Indirect Costs)			0.00	0.00	0.00	0.00	0.00	0.0%
TOTAL, EXPENDITURES			0.00	0.00	0.00	0.00		
INTERFUND TRANSFERS								
INTERFUND TRANSFERS IN								
To: State School Building Fund/County School Facilities Fund From: All Other Funds		8913	0.00	0.00	0.00	0.00	0.00	0.0%
Other Authorized Interfund Transfers In		8919	0.00	0.00	0.00	0.00	0.00	0.0%
(a) TOTAL, INTERFUND TRANSFERS IN			0.00	0.00	0.00	0.00	0.00	0.0%

Description	Resource Codes	Object Codes	Original Budget (A)	Board Approved Operating Budget (B)	Actuals To Date (C)	Projected Year Totals (D)	Difference (Col B & D) (E)	% Diff Column B & D (F)
INTERFUND TRANSFERS OUT								
To: State School Building Fund/County School Facilities Fund		7613	0.00	0.00	0.00	0.00	0.00	0.0%
Other Authorized Interfund Transfers Out		7619	0.00	0.00	10,965,104.00	14,680,377.00	(14,680,377.00)	New
(b) TOTAL, INTERFUND TRANSFERS OUT			0.00	0.00	10,965,104.00	14,680,377.00	(14,680,377.00)	New
OTHER SOURCES/USES								
SOURCES								
Proceeds								
Proceeds from Sale/Lease-Purchase of Land/Buildings		8953	0.00	0.00	0.00	0.00	0.00	0.0%
Other Sources								
Transfers from Funds of Lapsed/Reorganized LEAs		8965	0.00	0.00	0.00	0.00	0.00	0.0%
Long-Term Debt Proceeds								
Proceeds from Certificates of Participation		8971	0.00	0.00	0.00	0.00	0.00	0.0%
Proceeds from Leases		8972	0.00	0.00	0.00	0.00	0.00	0.0%
Proceeds from Lease Revenue Bonds		8973	0.00	0.00	0.00	0.00	0.00	0.0%
All Other Financing Sources		8979	0.00	0.00	0.00	0.00	0.00	0.0%
(c) TOTAL, SOURCES			0.00	0.00	0.00	0.00	0.00	0.0%
USES								
Transfers of Funds from Lapsed/Reorganized LEAs		7651	0.00	0.00	0.00	0.00	0.00	0.0%
(d) TOTAL, USES			0.00	0.00	0.00	0.00	0.00	0.0%
CONTRIBUTIONS								
Contributions from Unrestricted Revenues		8980	0.00	0.00	0.00	0.00	0.00	0.0%
Contributions from Restricted Revenues		8990	0.00	0.00	0.00	0.00	0.00	0.0%
(e) TOTAL, CONTRIBUTIONS			0.00	0.00	0.00	0.00	0.00	0.0%
TOTAL, OTHER FINANCING SOURCES/USES								
(a - b + c - d + e)			0.00	0.00	(10,965,104.00)	(14,680,377.00)		

Resource	Description	2022-23 Projected Totals
Total, Restricted Balance		0.00

Description	Resource Codes	Object Codes	Original Budget (A)	Board Approved Operating Budget (B)	Actuals To Date (C)	Projected Year Totals (D)	Difference (Col B & D) (E)	% Diff Column B & D (F)
A. REVENUES								
1) LCFF Sources		8010-8099	0.00	0.00	0.00	0.00	0.00	0.0%
2) Federal Revenue		8100-8299	0.00	0.00	0.00	0.00	0.00	0.0%
3) Other State Revenue		8300-8599	4,579,086.00	4,579,086.00	0.00	4,579,086.00	0.00	0.0%
4) Other Local Revenue		8600-8799	75,978,814.00	75,978,814.00	0.00	75,978,814.00	0.00	0.0%
5) TOTAL, REVENUES			80,557,900.00	80,557,900.00	0.00	80,557,900.00		
B. EXPENDITURES								
1) Certificated Salaries		1000-1999	0.00	0.00	0.00	0.00	0.00	0.0%
2) Classified Salaries		2000-2999	0.00	0.00	0.00	0.00	0.00	0.0%
3) Employee Benefits		3000-3999	0.00	0.00	0.00	0.00	0.00	0.0%
4) Books and Supplies		4000-4999	0.00	0.00	0.00	0.00	0.00	0.0%
5) Services and Other Operating Expenditures		5000-5999	0.00	0.00	0.00	0.00	0.00	0.0%
6) Capital Outlay		6000-6999	0.00	0.00	0.00	0.00	0.00	0.0%
7) Other Outgo (excluding Transfers of Indirect Costs)		7100-7299,7400-7499	88,234,983.00	88,234,983.00	0.00	88,234,983.00	0.00	0.0%
8) Other Outgo - Transfers of Indirect Costs		7300-7399	0.00	0.00	0.00	0.00	0.00	0.0%
9) TOTAL, EXPENDITURES			88,234,983.00	88,234,983.00	0.00	88,234,983.00		
C. EXCESS (DEFICIENCY) OF REVENUES OVER EXPENDITURES BEFORE OTHER FINANCING SOURCES AND USES (A5 - B9)			(7,677,083.00)	(7,677,083.00)	0.00	(7,677,083.00)		
D. OTHER FINANCING SOURCES/USES								
1) Interfund Transfers								
a) Transfers In		8900-8929	0.00	0.00	0.00	0.00	0.00	0.0%
b) Transfers Out		7600-7629	0.00	0.00	0.00	0.00	0.00	0.0%
2) Other Sources/Uses								
a) Sources		8930-8979	0.00	0.00	0.00	0.00	0.00	0.0%
b) Uses		7630-7699	0.00	0.00	0.00	0.00	0.00	0.0%
3) Contributions		8980-8999	0.00	0.00	0.00	0.00	0.00	0.0%
4) TOTAL, OTHER FINANCING SOURCES/USES			0.00	0.00	0.00	0.00		
E. NET INCREASE (DECREASE) IN FUND BALANCE (C + D4)			(7,677,083.00)	(7,677,083.00)	0.00	(7,677,083.00)		
F. FUND BALANCE, RESERVES								
1) Beginning Fund Balance								
a) As of July 1 - Unaudited		9791	101,181,054.99	101,181,054.99		101,181,054.99	0.00	0.0%
b) Audit Adjustments		9793	0.00	0.00		0.00	0.00	0.0%
c) As of July 1 - Audited (F1a + F1b)			101,181,054.99	101,181,054.99		101,181,054.99		
d) Other Restatements		9795	0.00	0.00		0.00	0.00	0.0%
e) Adjusted Beginning Balance (F1c + F1d)			101,181,054.99	101,181,054.99		101,181,054.99		
2) Ending Balance, June 30 (E + F1e)			93,503,971.99	93,503,971.99		93,503,971.99		
Components of Ending Fund Balance								
a) Nonspendable								
Revolving Cash		9711	0.00	0.00		0.00		
Stores		9712	0.00	0.00		0.00		
Prepaid Items		9713	0.00	0.00		0.00		
All Others		9719	0.00	0.00		0.00		
b) Legally Restricted Balance		9740	93,503,971.99	93,503,971.99		93,503,971.99		
c) Committed								

Description	Resource Codes	Object Codes	Original Budget (A)	Board Approved Operating Budget (B)	Actuals To Date (C)	Projected Year Totals (D)	Difference (Col B & D) (E)	% Diff Column B & D (F)
Stabilization Arrangements		9750	0.00	0.00		0.00		
Other Commitments		9760	0.00	0.00		0.00		
d) Assigned								
Other Assignments		9780	0.00	0.00		0.00		
e) Unassigned/Unappropriated								
Reserve for Economic Uncertainties		9789	0.00	0.00		0.00		
Unassigned/Unappropriated Amount		9790	0.00	0.00		0.00		
FEDERAL REVENUE								
All Other Federal Revenue		8290	0.00	0.00	0.00	0.00	0.00	0.0%
TOTAL, FEDERAL REVENUE			0.00	0.00	0.00	0.00	0.00	0.0%
OTHER STATE REVENUE								
Tax Relief Subventions								
Voted Indebtedness Levies								
Homeowners' Exemptions		8571	702,747.00	702,747.00	0.00	702,747.00	0.00	0.0%
Other Subventions/In-Lieu Taxes		8572	3,876,339.00	3,876,339.00	0.00	3,876,339.00	0.00	0.0%
TOTAL, OTHER STATE REVENUE			4,579,086.00	4,579,086.00	0.00	4,579,086.00	0.00	0.0%
OTHER LOCAL REVENUE								
County and District Taxes								
Voted Indebtedness Levies								
Secured Roll		8611	74,808,260.00	74,808,260.00	0.00	74,808,260.00	0.00	0.0%
Unsecured Roll		8612	1,170,554.00	1,170,554.00	0.00	1,170,554.00	0.00	0.0%
Prior Years' Taxes		8613	0.00	0.00	0.00	0.00	0.00	0.0%
Supplemental Taxes		8614	0.00	0.00	0.00	0.00	0.00	0.0%
Penalties and Interest from Delinquent Non-LCFF Taxes		8629	0.00	0.00	0.00	0.00	0.00	0.0%
Interest		8660	0.00	0.00	0.00	0.00	0.00	0.0%
Net Increase (Decrease) in the Fair Value of Investments		8662	0.00	0.00	0.00	0.00	0.00	0.0%
Other Local Revenue								
All Other Local Revenue		8699	0.00	0.00	0.00	0.00	0.00	0.0%
All Other Transfers In from All Others		8799	0.00	0.00	0.00	0.00	0.00	0.0%
TOTAL, OTHER LOCAL REVENUE			75,978,814.00	75,978,814.00	0.00	75,978,814.00	0.00	0.0%
TOTAL, REVENUES			80,557,900.00	80,557,900.00	0.00	80,557,900.00		
OTHER OUTGO (excluding Transfers of Indirect Costs)								
Debt Service								
Bond Redemptions		7433	0.00	0.00	0.00	0.00	0.00	0.0%
Bond Interest and Other Service Charges		7434	26,000.00	26,000.00	0.00	26,000.00	0.00	0.0%
Debt Service - Interest		7438	24,026,057.00	24,026,057.00	0.00	24,026,057.00	0.00	0.0%
Other Debt Service - Principal		7439	64,182,926.00	64,182,926.00	0.00	64,182,926.00	0.00	0.0%
TOTAL, OTHER OUTGO (excluding Transfers of Indirect Costs)			88,234,983.00	88,234,983.00	0.00	88,234,983.00	0.00	0.0%
TOTAL, EXPENDITURES			88,234,983.00	88,234,983.00	0.00	88,234,983.00		
INTERFUND TRANSFERS								
INTERFUND TRANSFERS IN								
Other Authorized Interfund Transfers In		8919	0.00	0.00	0.00	0.00	0.00	0.0%
(a) TOTAL, INTERFUND TRANSFERS IN			0.00	0.00	0.00	0.00	0.00	0.0%
INTERFUND TRANSFERS OUT								

Description	Resource Codes	Object Codes	Original Budget (A)	Board Approved Operating Budget (B)	Actuals To Date (C)	Projected Year Totals (D)	Difference (Col B & D) (E)	% Diff Column B & D (F)
To: General Fund		7614	0.00	0.00	0.00	0.00	0.00	0.0%
Other Authorized Interfund Transfers Out		7619	0.00	0.00	0.00	0.00	0.00	0.0%
(b) TOTAL, INTERFUND TRANSFERS OUT			0.00	0.00	0.00	0.00	0.00	0.0%
OTHER SOURCES/USES								
SOURCES								
Other Sources								
Transfers from Funds of Lapsed/Reorganized LEAs		8965	0.00	0.00	0.00	0.00	0.00	0.0%
All Other Financing Sources		8979	0.00	0.00	0.00	0.00	0.00	0.0%
(c) TOTAL, SOURCES			0.00	0.00	0.00	0.00	0.00	0.0%
USES								
Transfers of Funds from Lapsed/Reorganized LEAs		7651	0.00	0.00	0.00	0.00	0.00	0.0%
All Other Financing Uses		7699	0.00	0.00	0.00	0.00	0.00	0.0%
(d) TOTAL, USES			0.00	0.00	0.00	0.00	0.00	0.0%
CONTRIBUTIONS								
Contributions from Unrestricted Revenues		8980	0.00	0.00	0.00	0.00	0.00	0.0%
Contributions from Restricted Revenues		8990	0.00	0.00	0.00	0.00	0.00	0.0%
(e) TOTAL, CONTRIBUTIONS			0.00	0.00	0.00	0.00	0.00	0.0%
TOTAL, OTHER FINANCING SOURCES/USES								
(a - b + c - d + e)			0.00	0.00	0.00	0.00		

Resource	Description	2022-23 Projected Totals
9010	Other Restricted Local	93,503,971.99
Total, Restricted Balance		93,503,971.99

Description	Resource Codes	Object Codes	Original Budget (A)	Board Approved Operating Budget (B)	Actuals To Date (C)	Projected Year Totals (D)	Difference (Col B & D) (E)	% Diff Column B & D (F)
A. REVENUES								
1) LCFF Sources		8010-8099	0.00	0.00	0.00	0.00	0.00	0.0%
2) Federal Revenue		8100-8299	0.00	0.00	0.00	0.00	0.00	0.0%
3) Other State Revenue		8300-8599	0.00	0.00	0.00	0.00	0.00	0.0%
4) Other Local Revenue		8600-8799	22,671,261.00	23,239,500.00	13,605,910.95	23,239,500.00	0.00	0.0%
5) TOTAL, REVENUES			22,671,261.00	23,239,500.00	13,605,910.95	23,239,500.00		
B. EXPENSES								
1) Certificated Salaries		1000-1999	0.00	0.00	0.00	0.00	0.00	0.0%
2) Classified Salaries		2000-2999	412,339.00	412,339.00	251,971.21	440,103.00	(27,764.00)	-6.7%
3) Employee Benefits		3000-3999	270,491.00	270,491.00	143,347.52	273,891.00	(3,400.00)	-1.3%
4) Books and Supplies		4000-4999	24,041.00	24,041.00	0.00	24,041.00	0.00	0.0%
5) Services and Other Operating Expenses		5000-5999	25,313,789.00	26,527,156.00	10,854,185.81	26,578,256.00	(51,100.00)	-0.2%
6) Depreciation and Amortization		6000-6999	0.00	0.00	0.00	0.00	0.00	0.0%
7) Other Outgo (excluding Transfers of Indirect Costs)		7100-7299, 7400-7499	0.00	0.00	0.00	0.00	0.00	0.0%
8) Other Outgo - Transfers of Indirect Costs		7300-7399	0.00	0.00	0.00	0.00	0.00	0.0%
9) TOTAL, EXPENSES			26,020,660.00	27,234,027.00	11,249,504.54	27,316,291.00		
C. EXCESS (DEFICIENCY) OF REVENUES OVER EXPENSES BEFORE OTHER FINANCING SOURCES AND USES(A5 -B9)			(3,349,399.00)	(3,994,527.00)	2,356,406.41	(4,076,791.00)		
D. OTHER FINANCING SOURCES/USES								
1) Interfund Transfers								
a) Transfers In		8900-8929	1,626,668.00	1,626,668.00	0.00	1,626,668.00	0.00	0.0%
b) Transfers Out		7600-7629	0.00	0.00	0.00	0.00	0.00	0.0%
2) Other Sources/Uses								
a) Sources		8930-8979	0.00	0.00	0.00	0.00	0.00	0.0%
b) Uses		7630-7699	0.00	0.00	0.00	0.00	0.00	0.0%
3) Contributions		8980-8999	0.00	0.00	0.00	0.00	0.00	0.0%
4) TOTAL, OTHER FINANCING SOURCES/USES			1,626,668.00	1,626,668.00	0.00	1,626,668.00		
E. NET INCREASE (DECREASE) IN NET POSITION (C + D4)			(1,722,731.00)	(2,367,859.00)	2,356,406.41	(2,450,123.00)		
F. NET POSITION								
1) Beginning Net Position								
a) As of July 1 - Unaudited		9791	44,779,637.29	44,779,637.29		44,779,637.29	0.00	0.0%
b) Audit Adjustments		9793	0.00	0.00		0.00	0.00	0.0%

Description	Resource Codes	Object Codes	Original Budget (A)	Board Approved Operating Budget (B)	Actuals To Date (C)	Projected Year Totals (D)	Difference (Col B & D) (E)	% Diff Column B & D (F)
c) As of July 1 - Audited (F1a + F1b)			44,779,637.29	44,779,637.29		44,779,637.29		
d) Other Restatements		9795	0.00	0.00		0.00	0.00	0.0%
e) Adjusted Beginning Net Position (F1c + F1d)			44,779,637.29	44,779,637.29		44,779,637.29		
2) Ending Net Position, June 30 (E + F1e)			43,056,906.29	42,411,778.29		42,329,514.29		
Components of Ending Net Position								
a) Net Investment in Capital Assets		9796	0.00	0.00		0.00		
b) Restricted Net Position		9797	40,050,754.84	39,405,626.84		39,323,362.84		
c) Unrestricted Net Position		9790	3,006,151.45	3,006,151.45		3,006,151.45		
OTHER STATE REVENUE								
STRS On-Behalf Pension Contributions	7690	8590	0.00	0.00	0.00	0.00	0.00	0.0%
All Other State Revenue	All Other	8590	0.00	0.00	0.00	0.00	0.00	0.0%
TOTAL, OTHER STATE REVENUE			0.00	0.00	0.00	0.00	0.00	0.0%
OTHER LOCAL REVENUE								
Sales								
Sale of Equipment/Supplies		8631	0.00	0.00	0.00	0.00	0.00	0.0%
Interest		8660	200,000.00	200,000.00	188,207.00	200,000.00	0.00	0.0%
Net Increase (Decrease) in the Fair Value of Investments		8662	0.00	0.00	0.00	0.00	0.00	0.0%
Fees and Contracts								
In-District Premiums/Contributions		8674	22,461,261.00	23,029,500.00	13,417,703.95	23,029,500.00	0.00	0.0%
All Other Fees and Contracts		8689	0.00	0.00	0.00	0.00	0.00	0.0%
Other Local Revenue								
All Other Local Revenue		8699	10,000.00	10,000.00	0.00	10,000.00	0.00	0.0%
All Other Transfers In from All Others		8799	0.00	0.00	0.00	0.00	0.00	0.0%
TOTAL, OTHER LOCAL REVENUE			22,671,261.00	23,239,500.00	13,605,910.95	23,239,500.00	0.00	0.0%
TOTAL, REVENUES			22,671,261.00	23,239,500.00	13,605,910.95	23,239,500.00		
CERTIFICATED SALARIES								
Certificated Pupil Support Salaries		1200	0.00	0.00	0.00	0.00	0.00	0.0%
Certificated Supervisors' and Administrators' Salaries		1300	0.00	0.00	0.00	0.00	0.00	0.0%
TOTAL, CERTIFICATED SALARIES			0.00	0.00	0.00	0.00	0.00	0.0%
CLASSIFIED SALARIES								
Classified Support Salaries		2200	0.00	0.00	0.00	0.00	0.00	0.0%
Classified Supervisors' and Administrators' Salaries		2300	145,375.00	141,390.00	74,269.23	141,390.00	0.00	0.0%
Clerical, Technical and Office Salaries		2400	266,964.00	270,949.00	177,701.98	298,713.00	(27,764.00)	-10.2%
Other Classified Salaries		2900	0.00	0.00	0.00	0.00	0.00	0.0%
TOTAL, CLASSIFIED SALARIES			412,339.00	412,339.00	251,971.21	440,103.00	(27,764.00)	-6.7%
EMPLOYEE BENEFITS								
STRS		3101-3102	0.00	0.00	0.00	0.00	0.00	0.0%
PERS		3201-3202	107,123.00	107,123.00	59,668.99	107,123.00	0.00	0.0%
OASDI/Medicare/Alternative		3301-3302	31,543.00	31,543.00	18,245.90	33,667.00	(2,124.00)	-6.7%
Health and Welfare Benefits		3401-3402	100,758.00	100,681.00	47,639.82	98,023.00	2,658.00	2.6%
Unemployment Insurance		3501-3502	2,062.00	2,062.00	1,263.81	2,201.00	(139.00)	-6.7%

Description	Resource Codes	Object Codes	Original Budget (A)	Board Approved Operating Budget (B)	Actuals To Date (C)	Projected Year Totals (D)	Difference (Col B & D) (E)	% Diff Column B & D (F)
Workers' Compensation		3601-3602	6,729.00	6,729.00	4,300.13	8,789.00	(2,060.00)	-30.6%
OPEB, Allocated		3701-3702	15,258.00	15,258.00	8,104.71	16,285.00	(1,027.00)	-6.7%
OPEB, Active Employees		3751-3752	0.00	0.00	0.00	0.00	0.00	0.0%
Other Employee Benefits		3901-3902	7,018.00	7,095.00	4,124.16	7,803.00	(708.00)	-10.0%
TOTAL, EMPLOYEE BENEFITS			270,491.00	270,491.00	143,347.52	273,891.00	(3,400.00)	-1.3%
BOOKS AND SUPPLIES								
Books and Other Reference Materials		4200	0.00	0.00	0.00	0.00	0.00	0.0%
Materials and Supplies		4300	24,041.00	24,041.00	0.00	24,041.00	0.00	0.0%
Noncapitalized Equipment		4400	0.00	0.00	0.00	0.00	0.00	0.0%
TOTAL, BOOKS AND SUPPLIES			24,041.00	24,041.00	0.00	24,041.00	0.00	0.0%
SERVICES AND OTHER OPERATING EXPENSES								
Subagreements for Services		5100	0.00	0.00	0.00	0.00	0.00	0.0%
Travel and Conferences		5200	0.00	0.00	0.00	0.00	0.00	0.0%
Dues and Memberships		5300	0.00	0.00	0.00	0.00	0.00	0.0%
Insurance		5400-5450	0.00	0.00	0.00	0.00	0.00	0.0%
Operations and Housekeeping Services		5500	0.00	0.00	0.00	0.00	0.00	0.0%
Rentals, Leases, Repairs, and Noncapitalized Improvements		5600	0.00	0.00	0.00	0.00	0.00	0.0%
Transfers of Direct Costs - Interfund		5750	5,263,379.00	5,263,379.00	1,154.76	5,314,479.00	(51,100.00)	-1.0%
Professional/Consulting Services and Operating Expenditures		5800	20,041,210.00	21,254,577.00	10,848,524.48	21,254,577.00	0.00	0.0%
Communications		5900	9,200.00	9,200.00	4,506.57	9,200.00	0.00	0.0%
TOTAL, SERVICES AND OTHER OPERATING EXPENSES			25,313,789.00	26,527,156.00	10,854,185.81	26,578,256.00	(51,100.00)	-0.2%
DEPRECIATION AND AMORTIZATION								
Depreciation Expense		6900	0.00	0.00	0.00	0.00	0.00	0.0%
Amortization Expense-Lease Assets		6910	0.00	0.00	0.00	0.00	0.00	0.0%
TOTAL, DEPRECIATION AND AMORTIZATION			0.00	0.00	0.00	0.00	0.00	0.0%
TOTAL, EXPENSES			26,020,660.00	27,234,027.00	11,249,504.54	27,316,291.00		
INTERFUND TRANSFERS								
INTERFUND TRANSFERS IN								
Other Authorized Interfund Transfers In		8919	1,626,668.00	1,626,668.00	0.00	1,626,668.00	0.00	0.0%
(a) TOTAL, INTERFUND TRANSFERS IN			1,626,668.00	1,626,668.00	0.00	1,626,668.00	0.00	0.0%
INTERFUND TRANSFERS OUT								
Other Authorized Interfund Transfers Out		7619	0.00	0.00	0.00	0.00	0.00	0.0%
(b) TOTAL, INTERFUND TRANSFERS OUT			0.00	0.00	0.00	0.00	0.00	0.0%
OTHER SOURCES/USES								
SOURCES								
Other Sources								
Transfers from Funds of Lapsed/Reorganized LEAs		8965	0.00	0.00	0.00	0.00	0.00	0.0%
(c) TOTAL, SOURCES			0.00	0.00	0.00	0.00	0.00	0.0%
USES								
Transfers of Funds from Lapsed/Reorganized LEAs		7651	0.00	0.00	0.00	0.00	0.00	0.0%

Description	Resource Codes	Object Codes	Original Budget (A)	Board Approved Operating Budget (B)	Actuals To Date (C)	Projected Year Totals (D)	Difference (Col B & D) (E)	% Diff Column B & D (F)
(d) TOTAL, USES			0.00	0.00	0.00	0.00	0.00	0.0%
CONTRIBUTIONS								
Contributions from Unrestricted Revenues		8980	0.00	0.00	0.00	0.00	0.00	0.0%
Contributions from Restricted Revenues		8990	0.00	0.00	0.00	0.00	0.00	0.0%
(e) TOTAL, CONTRIBUTIONS			0.00	0.00	0.00	0.00	0.00	0.0%
TOTAL, OTHER FINANCING SOURCES/USES								
(a - b + c - d + e)			1,626,668.00	1,626,668.00	0.00	1,626,668.00		

Resource	Description	2022-23 Projected Totals
9010	Other Restricted Local	39,323,362.84
Total, Restricted Net Position		39,323,362.84

Description	ESTIMATED FUNDED ADA Original Budget (A)	ESTIMATED FUNDED ADA Board Approved Operating Budget (B)	ESTIMATED P-2 REPORT ADA Projected Year Totals (C)	ESTIMATED FUNDED ADA Projected Year Totals (D)	DIFFERENCE (Col. D - B) (E)	PERCENTAGE DIFFERENCE (Col. E / B) (F)
A. DISTRICT						
1. Total District Regular ADA Includes Opportunity Classes, Home & Hospital, Special Day Class, Continuation Education, Special Education NPS/LCI and Extended Year, and Community Day School (includes Necessary Small School ADA)	36,171.31	36,883.62	34,251.68	36,883.62	0.00	0.0%
2. Total Basic Aid Choice/Court Ordered Voluntary Pupil Transfer Regular ADA Includes Opportunity Classes, Home & Hospital, Special Day Class, Continuation Education, Special Education NPS/LCI and Extended Year, and Community Day School (ADA not included in Line A1 above)	0.00	0.00	0.00	0.00	0.00	0.0%
3. Total Basic Aid Open Enrollment Regular ADA Includes Opportunity Classes, Home & Hospital, Special Day Class, Continuation Education, Special Education NPS/LCI and Extended Year, and Community Day School (ADA not included in Line A1 above)	0.00	0.00	0.00	0.00	0.00	0.0%
4. Total, District Regular ADA (Sum of Lines A1 through A3)	36,171.31	36,883.62	34,251.68	36,883.62	0.00	0.0%
5. District Funded County Program ADA						
a. County Community Schools	70.50	76.36	121.04	121.04	44.68	59.0%
b. Special Education-Special Day Class	0.00	0.00	0.00	0.00	0.00	0.0%
c. Special Education-NPS/LCI	0.00	0.00	0.00	0.00	0.00	0.0%
d. Special Education Extended Year	0.00	0.00	0.00	0.00	0.00	0.0%
e. Other County Operated Programs: Opportunity Schools and Full Day Opportunity Classes, Specialized Secondary Schools	0.00	0.00	0.00	0.00	0.00	0.0%
f. County School Tuition Fund (Out of State Tuition) [EC 2000 and 46380]	0.00	0.00	0.00	0.00	0.00	0.0%
g. Total, District Funded County Program ADA (Sum of Lines A5a through A5f)	70.50	76.36	121.04	121.04	44.68	59.0%
6. TOTAL DISTRICT ADA (Sum of Line A4 and Line A5g)	36,241.81	36,959.98	34,372.72	37,004.66	44.68	0.0%
7. Adults in Correctional Facilities	0.00	0.00	0.00	0.00	0.00	0.0%
8. Charter School ADA (Enter Charter School ADA using Tab C. Charter School ADA)						

Description	ESTIMATED FUNDED ADA Original Budget (A)	ESTIMATED FUNDED ADA Board Approved Operating Budget (B)	ESTIMATED P-2 REPORT ADA Projected Year Totals (C)	ESTIMATED FUNDED ADA Projected Year Totals (D)	DIFFERENCE (Col. D - B) (E)	PERCENTAGE DIFFERENCE (Col. E / B) (F)
B. COUNTY OFFICE OF EDUCATION						
1. County Program Alternative Education Grant ADA						
a. County Group Home and Institution Pupils	0.00	0.00	0.00	0.00	0.00	0.0%
b. Juvenile Halls, Homes, and Camps	0.00	0.00	0.00	0.00	0.00	0.0%
c. Probation Referred, On Probation or Parole, Expelled per EC 48915(a) or (c) [EC 2574(c)(4)(A)]	0.00	0.00	0.00	0.00	0.00	0.0%
d. Total, County Program Alternative Education ADA (Sum of Lines B1a through B1c)	0.00	0.00	0.00	0.00	0.00	0.0%
2. District Funded County Program ADA						
a. County Community Schools	0.00	0.00	0.00	0.00	0.00	0.0%
b. Special Education-Special Day Class	0.00	0.00	0.00	0.00	0.00	0.0%
c. Special Education-NPS/LCI	0.00	0.00	0.00	0.00	0.00	0.0%
d. Special Education Extended Year	0.00	0.00	0.00	0.00	0.00	0.0%
e. Other County Operated Programs: Opportunity Schools and Full Day Opportunity Classes, Specialized Secondary Schools	0.00	0.00	0.00	0.00	0.00	0.0%
f. County School Tuition Fund (Out of State Tuition) [EC 2000 and 46380]	0.00	0.00	0.00	0.00	0.00	0.0%
g. Total, District Funded County Program ADA (Sum of Lines B2a through B2f)	0.00	0.00	0.00	0.00	0.00	0.0%
3. TOTAL COUNTY OFFICE ADA (Sum of Lines B1d and B2g)	0.00	0.00	0.00	0.00	0.00	0.0%
4. Adults in Correctional Facilities	0.00	0.00	0.00	0.00	0.00	0.0%
5. County Operations Grant ADA	0.00	0.00	0.00	0.00	0.00	0.0%
6. Charter School ADA (Enter Charter School ADA using Tab C. Charter School ADA)						

Description	ESTIMATED FUNDED ADA Original Budget (A)	ESTIMATED FUNDED ADA Board Approved Operating Budget (B)	ESTIMATED P-2 REPORT ADA Projected Year Totals (C)	ESTIMATED FUNDED ADA Projected Year Totals (D)	DIFFERENCE (Col. D - B) (E)	PERCENTAGE DIFFERENCE (Col. E / B) (F)
C. CHARTER SCHOOL ADA						
Authorizing LEAs reporting charter school SACS financial data in their Fund 01, 09, or 62 use this worksheet to report ADA for those charter schools.						
Charter schools reporting SACS financial data separately from their authorizing LEAs in Fund 01 or Fund 62 use this worksheet to report their ADA.						
FUND 01: Charter School ADA corresponding to SACS financial data reported in Fund 01.						
1. Total Charter School Regular ADA	0.00	0.00	0.00	0.00	0.00	0.0%
2. Charter School County Program Alternative Education ADA						
a. County Group Home and Institution Pupils	0.00	0.00	0.00	0.00	0.00	0.0%
b. Juvenile Halls, Homes, and Camps	0.00	0.00	0.00	0.00	0.00	0.0%
c. Probation Referred, On Probation or Parole, Expelled per EC 48915(a) or (c) [EC 2574(c)(4)(A)]	0.00	0.00	0.00	0.00	0.00	0.0%
d. Total, Charter School County Program Alternative Education ADA (Sum of Lines C2a through C2c)	0.00	0.00	0.00	0.00	0.00	0.0%
3. Charter School Funded County Program ADA						
a. County Community Schools	0.00	0.00	0.00	0.00	0.00	0.0%
b. Special Education-Special Day Class	0.00	0.00	0.00	0.00	0.00	0.0%
c. Special Education-NPS/LCI	0.00	0.00	0.00	0.00	0.00	0.0%
d. Special Education Extended Year	0.00	0.00	0.00	0.00	0.00	0.0%
e. Other County Operated Programs: Opportunity Schools and Full Day Opportunity Classes, Specialized Secondary Schools	0.00	0.00	0.00	0.00	0.00	0.0%
f. Total, Charter School Funded County Program ADA (Sum of Lines C3a through C3e)	0.00	0.00	0.00	0.00	0.00	0.0%
4. TOTAL CHARTER SCHOOL ADA (Sum of Lines C1, C2d, and C3f)	0.00	0.00	0.00	0.00	0.00	0.0%
FUND 09 or 62: Charter School ADA corresponding to SACS financial data reported in Fund 09 or Fund 62.						
5. Total Charter School Regular ADA	245.00	245.00	210.00	210.00	(35.00)	-14.0%
6. Charter School County Program Alternative Education ADA						
a. County Group Home and Institution Pupils	0.00	0.00	0.00	0.00	0.00	0.0%
b. Juvenile Halls, Homes, and Camps	0.00	0.00	0.00	0.00	0.00	0.0%
c. Probation Referred, On Probation or Parole, Expelled per EC 48915(a) or (c) [EC 2574(c)(4)(A)]	0.00	0.00	0.00	0.00	0.00	0.0%
d. Total, Charter School County Program Alternative Education ADA (Sum of Lines C6a through C6c)	0.00	0.00	0.00	0.00	0.00	0.0%
7. Charter School Funded County Program ADA						
a. County Community Schools	0.00	0.00	0.00	0.00	0.00	0.0%
b. Special Education-Special Day Class	0.00	0.00	0.00	0.00	0.00	0.0%
c. Special Education-NPS/LCI	0.00	0.00	0.00	0.00	0.00	0.0%
d. Special Education Extended Year	0.00	0.00	0.00	0.00	0.00	0.0%
e. Other County Operated Programs: Opportunity Schools and Full Day Opportunity Classes, Specialized Secondary Schools	0.00	0.00	0.00	0.00	0.00	0.0%
f. Total, Charter School Funded County						

Description	ESTIMATED FUNDED ADA Original Budget (A)	ESTIMATED FUNDED ADA Board Approved Operating Budget (B)	ESTIMATED P-2 REPORT ADA Projected Year Totals (C)	ESTIMATED FUNDED ADA Projected Year Totals (D)	DIFFERENCE (Col. D - B) (E)	PERCENTAGE DIFFERENCE (Col. E / B) (F)
Program ADA (Sum of Lines C7a through C7e)	0.00	0.00	0.00	0.00	0.00	0.0%
8. TOTAL CHARTER SCHOOL ADA (Sum of Lines C5, C6d, and C7f)	245.00	245.00	210.00	210.00	(35.00)	-14.0%
9. TOTAL CHARTER SCHOOL ADA Reported in Fund 01, 09, or 62 (Sum of Lines C4 and C8)	245.00	245.00	210.00	210.00	(35.00)	-14.0%

SAN JUAN UNIFIED SCHOOL DISTRICT
2022-23 PROJECTED
CASHFLOW WORKSHEET

		BEG. BAL.								
	Object	(Ref. Only)	July	August	September	October	November	December	January	
ESTIMATE THROUGH THE MONTH OF	June									
A. BEGINNING CASH			144,848,872.33	130,216,861.62	130,506,899.96	147,099,749.99	133,972,813.76	145,453,636.25	162,806,152.27	
B. RECEIPTS										
Revenue Limit Sources										
Principal Apportionment	8010-8019		(3,304,530.00)	11,556,372.00	46,671,050.00	35,662,371.00	20,801,469.00	46,671,051.00	22,084,622.00	
Property Taxes	8020-8079		0.00	(21.97)	0.00	0.00	16,906.54	1,511,853.69	75,870,473.65	
Miscellaneous Funds	8080-8099		0.00	0.00	627.27	(7,454,121.00)	0.00	(4,770,254.00)	(636,871.68)	
Federal	8100-8299		7,886,892.93	18,873,253.64	8,356,557.83	9,939,055.13	6,154,726.22	8,911,661.74	(23,125,861.10)	
Other State	8300-8599		4,061,443.50	3,318,950.00	16,558,643.41	374,374.89	29,519,241.00	19,862,739.93	5,266,048.00	
Other Local	8600-8799		285,407.61	(133,348.23)	667,096.10	108,618.34	630,514.00	521,263.05	4,091,554.56	
Interfund Transfers In	8910-8929		0.00	0.00	0.00	0.00	0.00	0.00	0.00	
All Other Financing Sources	8930-8979		0.00	0.00	0.00	0.00	0.00	0.00	0.00	
All Other Financing Sources	8980-8999		0.00	0.00	0.00	0.00	0.00	(57,055.00)	57,055.00	
TOTAL RECEIPTS			**8,929,214.04**	**33,615,205.44**	**72,253,974.61**	**38,630,298.36**	**57,122,856.76**	**72,651,260.41**	**83,607,020.43**	
C. DISBURSEMENTS										
Certificated Salaries	1000-1999		2,378,604.99	17,283,955.18	19,537,848.19	19,815,566.34	21,745,801.29	26,911,427.69	21,782,699.47	
Classified Salaries	2000-2999		3,194,880.97	7,277,494.79	7,473,634.70	7,092,460.91	8,270,290.79	10,292,551.01	8,085,996.08	
Employee Benefits	3000-3999		1,784,755.15	7,095,197.75	13,576,997.23	13,569,123.66	14,498,316.26	16,761,017.50	14,431,272.04	
Books and Supplies	4000-4999		33,252.24	1,477,812.07	1,586,567.06	2,105,380.22	1,837,744.98	1,054,316.83	1,337,411.03	
Services	5000-5999		1,021,081.32	2,782,487.20	3,117,015.37	3,850,269.86	5,473,962.77	4,044,182.37	6,011,846.96	
Equipment	6000-6599		0.00	19,677.00	681,953.12	284,903.64	493,862.93	0.00	16,392.17	
Other Outgo	7000-7499		43,098.00	187,945.49	(38,685.93)	17,060.92	57,306.35	(83,920.17)	(159,430.33)	
Interfund Transfers Out	7600-7629		0.00	0.00	2,000,000.00	54,346.00	0.00	0.00	57,055.00	
All Other Financing Uses	7630-7699		0.00	0.00	0.00	0.00	0.00	0.00	0.00	
TOTAL DISBURSEMENTS			**8,455,672.67**	**36,124,569.48**	**47,935,329.74**	**46,789,111.55**	**52,377,285.37**	**58,979,575.23**	**51,563,242.42**	
D. BALANCE SHEET TRANSACTIONS										
Assets										
Cash Not In Treasury	9111-9199	12,740,589.03	1,728.00	311.61	(311.61)	0.00	0.00	0.00	0.00	
Accounts Receivable	9200-9299	55,738,590.09	185,587.04	179,287.62	733,731.89	14,847,617.28	5,914.82	121,372.81	31,995,012.47	
Due From Other Funds	9310	5,779,462.28	0.00	0.00	5,779,462.28	(1,880.00)	(20,267.65)	22,147.65	0.00	
Stores	9320	26,880.10	14,156.76	(35,911.40)	(5,464.71)	(39,975.61)	21,653.27	(24,179.16)	42,905.14	
Prepaid Expenditures	9330	1,724,456.57	0.00	0.00	659,764.07	0.00	0.00	0.00	0.00	
Other Current Assets	9340	0.00	0.00	0.00	0.00	0.00	0.00	0.00	0.00	
SUB TOTAL ASSETS		76,009,978.07	201,471.80	143,687.83	7,167,181.92	14,805,761.67	7,300.44	119,341.30	32,037,917.61	
Liabilities										
Accounts Payable	9500-9599	(37,861,323.02)	15,312,554.44	(2,669,010.05)	1,826,795.35	439,596.46	(6,716,999.42)	(3,537,888.73)	4,123,407.70	
Due To Other Funds	9610	(2,810,395.60)	0.00	0.00	2,810,395.60	(20,155.20)	0.00	20,155.20	(204,283.50)	
Current Loans	9640	0.00	0.00	0.00	0.00	0.00	0.00	0.00	0.00	
Deferred Revenues	9650	(10,266,364.89)	0.00	0.00	10,266,364.89	(1,247,271.55)	0.00	0.00	0.00	
SUB TOTAL LIABILITIES		(50,938,083.51)	15,312,554.44	(2,669,010.05)	14,903,555.84	(827,830.29)	(6,716,999.42)	(3,517,733.53)	3,919,124.20	
Non-operating										
Suspense Clearing	9910	0.00	5,530.56	(13,295.50)	10,579.08	538.00	10,951.24	(13,298.99)	(1,004.39)	
Unassigned/Unappropriated Amount	9790		0.00	0.00	0.00	0.00	0.00	57,055.00	0.00	
Other Restatements	9795		0.00	0.00	0.00	(20,602,253.00)	0.00	0.00	0.00	
TOTAL BLANCE SHEET TRANSACTIONS		(25,071,894.56)	(15,105,552.08)	2,799,402.38	(7,725,794.84)	(4,968,123.04)	6,735,251.10	3,680,830.84	28,117,789.02	
E. NET CHANGE (B - C + D)			**(14,632,010.71)**	**290,038.34**	**16,592,850.03**	**(13,126,936.23)**	**11,480,822.49**	**17,352,516.02**	**60,161,567.03**	
F. ENDING CASH (A + E)			**130,216,861.62**	**130,506,899.96**	**147,099,749.99**	**133,972,813.76**	**145,453,636.25**	**162,806,152.27**	**222,967,719.30**	
G. ENDING CASH, PLUS ACCRUALS AND ADJUSTMENTS										

SAN JUAN UNIFIED SCHOOL DISTRICT
2022-23 PROJECTED
CASHFLOW WORKSHEET

	Object	February	March	April	May	June	Accruals	Adjustments	TOTAL	BUDGET
ESTIMATE THROUGH THE MONTH OF	June									
A. BEGINNING CASH		222,967,719.30	204,133,622.31	210,990,352.21	256,988,087.42	227,148,989.51				
B. RECEIPTS										
Revenue Limit Sources										
Principal Apportionment	8010-8019	19,002,157.00	44,251,739.00	19,002,157.00	18,251,238.00	43,532,450.00	0.00		324,182,146.00	324,182,146.00
Property Taxes	8020-8079	8,053.55	1,452,022.26	53,563,722.58	1,732,618.52	510,477.20	1,544,468.98		136,210,575.00	136,210,575.00
Miscellaneous Funds	8080-8099	2,500,000.00	(8,151,243.70)	22,898.39	(5,911,033.66)	(5,021,518.77)	1,010,405.15		(28,411,112.00)	(28,411,112.00)
Federal	8100-8299	6,275,372.15	9,344,228.49	6,860,840.93	6,532,555.83	5,632,763.22	27,867,975.99		99,510,023.00	99,510,023.00
Other State	8300-8599	4,780,629.93	9,175,215.86	10,135,675.98	11,913,811.99	27,296,877.64	17,632,806.87		159,896,459.00	159,896,459.00
Other Local	8600-8799	348,044.57	724,106.11	394,201.76	450,202.20	614,965.72	1,141,977.21		9,844,603.00	9,844,603.00
Interfund Transfers In	8910-8929	500.00	0.00	0.00	500.00	0.00	0.00		1,000.00	1,000.00
All Other Financing Sources	8930-8979	0.00	0.00	0.00	0.00	0.00	0.00		0.00	0.00
All Other Financing Sources	8980-8999	0.00	0.00	0.00	0.00	0.00	0.00		0.00	0.00
TOTAL RECEIPTS		**32,914,757.20**	**56,796,068.02**	**89,979,496.64**	**32,969,892.88**	**72,566,015.01**	**49,197,634.20**	**0.00**	**701,233,694.00**	**701,233,694.00**
C. DISBURSEMENTS										
Certificated Salaries	1000-1999	20,644,995.93	20,770,190.24	22,526,149.98	24,389,514.60	19,279,156.02	5,449,208.08		242,515,118.00	242,515,118.00
Classified Salaries	2000-2999	7,157,492.92	7,837,265.77	7,179,716.53	9,598,063.62	6,909,038.40	4,873,163.51		95,242,050.00	95,242,050.00
Employee Benefits	3000-3999	14,213,233.58	14,456,361.43	14,244,372.20	13,120,635.01	38,906,436.19	3,413,027.00		180,070,745.00	180,070,745.00
Books and Supplies	4000-4999	1,075,258.11	1,999,993.78	3,911,467.78	5,231,303.14	5,608,875.46	11,737,582.30		38,996,965.00	38,996,965.00
Services	5000-5999	5,180,603.82	5,801,982.41	4,000,936.96	6,321,113.40	4,327,197.42	3,443,728.14		55,376,408.00	55,376,408.00
Equipment	6000-6599	236,355.62	1,281,083.68	216,912.59	2,409,374.45	683,115.81	2,312,609.99		8,636,241.00	8,636,241.00
Other Outgo	7000-7499	(29,441.88)	(132,005.73)	79,887.51	(38,447.42)	826,848.70	(191,241.51)		538,974.00	538,974.00
Interfund Transfers Out	7600-7629	0.00	0.00	0.00	0.00	0.00	4,351,267.00		6,462,668.00	6,462,668.00
All Other Financing Uses	7630-7699	0.00	0.00	0.00	0.00	0.00	0.00		0.00	0.00
TOTAL DISBURSEMENTS		**48,478,498.10**	**52,014,871.58**	**52,159,443.55**	**61,031,556.80**	**76,540,668.00**	**35,389,344.51**		**627,839,169.00**	**627,839,169.00**
D. BALANCE SHEET TRANSACTIONS										
Assets										
Cash Not In Treasury	9111-9199	0.00	0.00	0.00	0.00	0.00	0.00		1,728.00	
Accounts Receivable	9200-9299	860,121.84	850,742.15	4,750,966.67	(9,433.74)	(24,510.02)	(49,197,634.20)		5,298,776.63	
Due From Other Funds	9310	0.00	0.00	0.00	0.00	(3,445.40)	0.00		5,776,016.88	
Stores	9320	(7,071.24)	2,087.04	(1,991.87)	12,023.77	6,573.19	0.00		(15,194.82)	
Prepaid Expenditures	9330	0.00	(1,083,074.53)	(122,414.81)	0.00	(6,147,921.27)	0.00		(6,693,646.54)	
Other Current Assets	9340	0.00	0.00	0.00	0.00	0.00	0.00		0.00	
SUB TOTAL ASSETS		853,050.60	(230,245.34)	4,626,559.99	2,590.03	(6,169,303.50)	(49,197,634.20)		4,367,680.15	
Liabilities										
Accounts Payable	9500-9599	4,123,406.69	(2,305,778.80)	(3,551,122.13)	1,780,024.02	(1,894,197.61)	(35,389,344.51)		(28,458,556.59)	
Due To Other Funds	9610	0.00	0.00	0.00	0.00	0.00	0.00		2,606,112.10	
Current Loans	9640	0.00	0.00	0.00	0.00	0.00	0.00		0.00	
Deferred Revenues	9650	0.00	0.00	0.00	0.00	0.00	0.00		9,019,093.34	
SUB TOTAL LIABILITIES		4,123,406.69	(2,305,778.80)	(3,551,122.13)	1,780,024.02	(1,894,197.61)	(35,389,344.51)		(16,833,351.15)	
Non-operating										
Suspense Clearing	9910	0.00	0.00	0.00	0.00	0.00	0.00		0.00	
Unassigned/Unappropriated Amount	9790	0.00	0.00	0.00	0.00	0.00	0.00		57,055.00	
Other Restatements	9795	0.00	0.00	0.00	0.00	0.00	0.00		(20,602,253.00)	
TOTAL BLANCE SHEET TRANSACTIONS		(3,270,356.09)	2,075,533.46	8,177,682.12	(1,777,433.99)	(4,275,105.89)	(13,808,289.69)	0.00	33,010,869.00	
E. NET CHANGE (B - C + D)		**(18,834,096.99)**	**6,856,729.90**	**45,997,735.21**	**(29,839,097.91)**	**(8,249,758.88)**	**(0.00)**	**0.00**	**106,405,394.00**	**73,394,525.00**
F. ENDING CASH (A + E)		**204,133,622.31**	**210,990,352.21**	**256,988,087.42**	**227,148,989.51**	**218,899,230.63**				
G. ENDING CASH, PLUS ACCRUALS AND ADJUSTMENTS									**218,899,230.63**	

SAN JUAN UNIFIED SCHOOL DISTRICT
2023-24 PROJECTED
CASHFLOW WORKSHEET

	Object	BEG. BAL. (Ref. Only)	July	August	September	October	November	December	January
ESTIMATE THROUGH THE MONTH OF	June								
A. BEGINNING CASH			218,899,230.63	205,360,145.24	203,210,409.02	214,909,620.40	167,298,605.83	172,379,466.57	193,256,271.15
B. RECEIPTS									
Revenue Limit Sources									
Principal Apportionment	8010-8019		12,396,439.00	12,396,439.00	49,060,924.00	22,313,590.00	22,313,590.00	49,060,924.00	22,313,590.00
Property Taxes	8020-8079		0.00	(21.97)	0.00	0.00	16,908.61	1,512,039.19	75,879,782.94
Miscellaneous Funds	8080-8099		0.00	0.00	622.46	(7,639,288.21)	0.00	(4,733,667.71)	(652,727.31)
Federal	8100-8299		7,493,321.65	17,931,441.62	7,939,549.36	9,443,076.97	5,847,593.42	7,775,002.20	(21,343,461.13)
Other State	8300-8599		2,650,120.46	2,248,820.79	10,713,730.19	1,226,077.78	17,718,617.82	12,260,343.16	4,372,071.23
Other Local	8600-8799		195,788.51	(91,476.37)	457,625.32	74,511.76	432,530.15	357,584.42	2,806,790.48
Interfund Transfers In	8910-8929		0.00	0.00	0.00	0.00	0.00	0.00	0.00
All Other Financing Sources	8930-8979		0.00	0.00	0.00	0.00	0.00	0.00	0.00
All Other Financing Sources	8980-8999		0.00	0.00	0.00	0.00	0.00	0.00	0.00
TOTAL RECEIPTS			**22,735,669.62**	**32,485,203.07**	**68,172,451.33**	**25,417,968.30**	**46,329,240.00**	**66,232,225.26**	**83,376,046.21**
C. DISBURSEMENTS									
Certificated Salaries	1000-1999		2,750,491.03	19,986,237.26	22,592,518.06	22,913,656.41	22,859,705.83	22,875,270.85	22,898,494.07
Classified Salaries	2000-2999		3,693,027.31	8,412,202.90	8,638,924.98	8,198,318.51	8,690,723.46	8,604,755.54	8,497,059.85
Employee Benefits	3000-3999		1,899,734.44	7,552,291.72	14,451,668.21	14,443,287.41	15,107,529.50	16,273,723.51	15,037,668.11
Books and Supplies	4000-4999		23,385.12	1,039,292.58	1,115,776.09	1,480,638.90	1,292,420.57	741,463.47	940,553.53
Services	5000-5999		782,915.08	2,133,474.72	2,389,974.52	2,952,198.10	4,197,166.19	3,100,880.70	4,609,589.41
Equipment	6000-6599		0.00	29,217.70	1,012,608.56	423,043.54	733,319.95	0.00	24,340.17
Other Outgo	7000-7499		19,208.00	83,763.92	(17,241.62)	7,603.74	25,540.41	(37,401.71)	(71,055.23)
Interfund Transfers Out	7600-7629		0.00	0.00	636,528.75	17,296.40	0.00	0.00	18,158.57
All Other Financing Uses	7630-7699		0.00	0.00	0.00	0.00	0.00	0.00	0.00
TOTAL DISBURSEMENTS			**9,168,760.98**	**39,236,480.80**	**50,820,757.55**	**50,436,043.01**	**52,906,405.91**	**51,558,692.36**	**51,954,808.48**
D. BALANCE SHEET TRANSACTIONS									
Assets									
Cash Not In Treasury	9111-9199	12,738,861.03	0.00	311.61	(311.61)	0.00	0.00	0.00	0.00
Accounts Receivable	9200-9299	49,843,822.75	(283,720.38)	(73,948.12)	308,557.02	(21,947,722.15)	(107,809.83)	7,572.03	24,660,167.47
Due From Other Funds	9310	3,445.40	0.00	0.00	3,445.40	(1.12)	(12.08)	13.20	0.00
Stores	9320	0.00	0.00	0.00	0.00	(28,193.76)	0.00	0.00	0.00
Prepaid Expenditures	9330	0.00	0.00	0.00	0.00	0.00	0.00	0.00	0.00
Other Current Assets	9340	0.00	0.00	0.00	0.00	0.00	0.00	0.00	0.00
SUB TOTAL ASSETS		62,586,129.18	(283,720.38)	(73,636.51)	311,690.81	(21,975,917.03)	(107,821.91)	7,585.23	24,660,167.47
Liabilities									
Accounts Payable	9500-9599	(66,319,879.61)	26,822,273.65	(4,675,178.02)	3,199,910.57	770,020.22	(11,765,848.56)	(6,197,151.50)	7,222,777.24
Due To Other Funds	9610	(204,283.50)	0.00	0.00	1,516,991.09	(1,465.05)	0.00	1,465.05	(14,849.07)
Current Loans	9640	0.00	0.00	0.00	0.00	0.00	0.00	0.00	0.00
Deferred Revenues	9650	(1,247,271.55)	0.00	0.00	1,247,271.55	(151,532.34)	0.00	0.00	0.00
SUB TOTAL LIABILITIES		(67,771,434.66)	26,822,273.65	(4,675,178.02)	5,964,173.21	617,022.83	(11,765,848.56)	(6,195,686.45)	7,207,928.17
Non-operating									
Suspense Clearing		(0.00)	0.00	0.00	0.00	0.00	0.00	0.00	0.00
TOTAL BLANCE SHEET TRANSACTIONS		5,185,305.48	(27,105,994.03)	4,601,541.51	(5,652,482.40)	(22,592,939.86)	11,658,026.65	6,203,271.68	17,452,239.30
E. NET CHANGE (B - C + D)			**(13,539,085.39)**	**(2,149,736.22)**	**11,699,211.38**	**(47,611,014.57)**	**5,080,860.74**	**20,876,804.58**	**48,873,477.03**
F. ENDING CASH (A + E)			**205,360,145.24**	**203,210,409.02**	**214,909,620.40**	**167,298,605.83**	**172,379,466.57**	**193,256,271.15**	**242,129,748.18**
G. ENDING CASH, PLUS ACCRUALS AND ADJUSTMENTS									

SAN JUAN UNIFIED SCHOOL DISTRICT
2023-24 PROJECTED
CASHFLOW WORKSHEET

	Object	February	March	April	May	June	Accruals	Adjustments	TOTAL	BUDGET
ESTIMATE THROUGH THE MONTH OF	June									
A. BEGINNING CASH		242,129,748.18	219,132,482.75	230,204,050.00	274,698,463.28	242,098,081.11				
B. RECEIPTS										
Revenue Limit Sources										
Principal Apportionment	8010-8019	22,313,590.00	49,060,924.00	22,313,590.00	22,313,590.00	49,060,924.00	0.00		354,918,114.00	354,918,114.00
Property Taxes	8020-8079	8,054.54	1,452,200.42	53,570,294.83	1,732,831.11	510,539.84	1,544,658.49		136,227,288.00	136,227,288.00
Miscellaneous Funds	8080-8099	480,668.40	(6,398,430.14)	(2,145,277.23)	(6,081,948.24)	(1,237,536.10)	(780,129.92)		(29,187,714.00)	(29,187,714.00)
Federal	8100-8299	6,165,807.16	8,736,233.59	6,520,894.10	6,206,527.25	6,851,677.39	22,364,007.72		91,931,671.30	91,931,671.30
Other State	8300-8599	3,641,955.51	6,017,122.27	6,536,227.59	7,497,266.84	16,075,784.07	10,315,948.44		101,274,086.15	101,274,086.15
Other Local	8600-8799	238,757.22	490,363.51	270,420.87	308,836.95	421,864.09	894,021.09		6,857,618.00	6,857,618.00
Interfund Transfers In	8910-8929	500.00	0.00	0.00	500.00	0.00	0.00		1,000.00	1,000.00
All Other Financing Sources	8930-8979	0.00	0.00	0.00	0.00	0.00	0.00		0.00	0.00
All Other Financing Sources	8980-8999	0.00	0.00	0.00	0.00	0.00				
TOTAL RECEIPTS		**32,849,332.83**	**59,358,413.65**	**87,066,150.16**	**31,977,603.91**	**71,683,253.29**	**34,338,505.82**	**0.00**	**662,022,063.45**	**662,022,063.45**
C. DISBURSEMENTS										
Certificated Salaries	1000-1999	21,702,512.93	21,834,120.18	23,680,027.01	25,638,840.42	20,266,709.39	4,939,102.32		254,937,685.76	254,937,685.76
Classified Salaries	2000-2999	7,521,354.84	8,235,684.96	7,544,708.22	10,085,995.62	7,260,269.76	4,700,796.93		100,083,822.88	100,083,822.88
Employee Benefits	3000-3999	14,810,467.77	15,063,811.75	14,842,914.82	13,671,958.66	40,541,268.52	3,940,918.68		187,637,243.10	187,637,243.10
Books and Supplies	4000-4999	756,190.72	1,406,524.38	2,750,795.94	3,678,989.13	3,944,522.30	8,254,623.49		27,425,176.22	27,425,176.22
Services	5000-5999	3,972,232.93	4,448,675.56	3,067,722.24	4,846,719.74	3,713,601.16	2,244,763.44		42,459,913.79	42,459,913.79
Equipment	6000-6599	350,956.27	1,902,236.76	322,085.99	3,577,596.63	1,014,335.00	3,433,914.43		12,823,655.00	12,823,655.00
Other Outgo	7000-7499	(13,121.72)	(58,832.58)	185,204.18	(17,135.32)	368,511.57	(234,832.64)		240,211.00	240,211.00
Interfund Transfers Out	7600-7629	0.00	0.00	0.00	0.00	0.00	1,384,853.28		2,056,837.00	2,056,837.00
All Other Financing Uses	7630-7699	0.00	0.00	0.00	0.00	0.00	0.00		0.00	0.00
TOTAL DISBURSEMENTS		**49,100,593.74**	**52,832,221.01**	**52,393,458.40**	**61,482,964.88**	**77,109,217.70**	**28,664,139.93**		**627,664,544.75**	**627,664,544.75**
D. BALANCE SHEET TRANSACTIONS										
Assets										
Cash Not In Treasury	9111-9199	0.00	0.00	0.00	0.00	0.00	0.00		0.00	
Accounts Receivable	9200-9299	476,770.95	506,451.50	3,601,389.70	22,962.25	(184,403.00)	(34,338,505.82)		(27,352,238.38)	
Due From Other Funds	9310	0.00	0.00	0.00	0.00	(2.05)	0.00		3,443.35	
Stores	9320	0.00	0.00	0.00	0.00	0.00	0.00		(28,193.76)	
Prepaid Expenditures	9330	0.00	0.00	0.00	0.00	0.00	0.00		0.00	
Other Current Assets	9340	0.00	0.00	0.00	0.00	0.00	0.00		0.00	
SUB TOTAL ASSETS		476,770.95	506,451.50	3,601,389.70	22,962.25	(184,405.05)	(34,338,505.82)		(27,376,988.79)	
Liabilities										
Accounts Payable	9500-9599	7,222,775.47	(4,038,923.11)	(6,220,331.82)	3,117,983.45	(3,317,975.90)	(28,664,139.93)		(16,523,808.24)	
Due To Other Funds	9610	0.00	0.00	0.00	0.00	0.00	0.00		1,502,142.02	
Current Loans	9640	0.00	0.00	0.00	0.00	0.00	0.00		0.00	
Deferred Revenues	9650	0.00	0.00	0.00	0.00	0.00	0.00		1,095,739.21	
SUB TOTAL LIABILITIES		7,222,775.47	(4,038,923.11)	(6,220,331.82)	3,117,983.45	(3,317,975.90)	(28,664,139.93)		(13,925,927.01)	
Non-operating										
Suspense Clearing		0.00	0.00	0.00	0.00	0.00	0.00		0.00	
TOTAL BLANCE SHEET TRANSACTIONS		(6,746,004.52)	4,545,374.61	9,821,721.52	(3,095,021.20)	3,133,570.85	(5,674,365.89)	0.00	41,302,915.80	
E. NET CHANGE (B - C + D)		**(22,997,265.43)**	**11,071,567.25**	**44,494,413.28**	**(32,600,382.17)**	**(2,292,393.56)**	**0.00**	**0.00**	**75,660,434.50**	**34,357,518.70**
F. ENDING CASH (A + E)		**219,132,482.75**	**230,204,050.00**	**274,698,463.28**	**242,098,081.11**	**239,805,687.55**				
G. ENDING CASH, PLUS ACCRUALS AND ADJUSTMENTS									**239,805,687.55**	

Section I - Expenditures	Funds 01, 09, and 62 Goals	Functions	Objects	2022-23 Expenditures
A. Total state, federal, and local expenditures (all resources)	All	All	1000-7999	631,034,625.00
B. Less all federal expenditures not allowed for MOE (Resources 3000-5999, except 3385)	All	All	1000-7999	99,460,809.00
C. Less state and local expenditures not allowed for MOE: (All resources, except federal as identified in Line B)				
1. Community Services	All	5000-5999	1000-7999	48,588.00
2. Capital Outlay	All except 7100-7199	All except 5000-5999	6000-6999 except 6600, 6910	6,576,719.00
3. Debt Service	All	9100	5400-5450, 5800, 7430-7439	300,428.00
4. Other Transfers Out	All	9200	7200-7299	0.00
5. Interfund Transfers Out	All	9300	7600-7629	3,994,006.00
6. All Other Financing Uses	All	9100, 9200	7699, 7651	0.00
7. Nonagency	7100-7199	All except 5000-5999, 9000-9999	1000-7999	32,907.00
8. Tuition (Revenue, in lieu of expenditures, to approximate costs of services for which tuition is received)	All	All	8710	0.00
9. Supplemental expenditures made as a result of a Presidentially declared disaster	Manually entered. Must not include expenditures in lines B, C1-C8, D1, or D2.			0.00
10. Total state and local expenditures not allowed for MOE calculation (Sum lines C1 through C9)				10,952,648.00
D. Plus additional MOE expenditures:			1000-7143, 7300-7439	
1. Expenditures to cover deficits for food services (Funds 13 and 61) (If negative, then zero)	All	All	minus 8000-8699	0.00
2. Expenditures to cover deficits for student body activities	Manually entered. Must not include expenditures in lines A or D1.			0.00
E. Total expenditures subject to MOE (Line A minus lines B and C10, plus lines D1 and D2)				520,621,168.00

Section II - Expenditures Per ADA	2022-23 Annual ADA/Exps. Per ADA
A. Average Daily Attendance (Form AI, Column C, sum of lines A6 and C9)*	34,582.72
B. Expenditures per ADA (Line I.E divided by Line II.A)	15,054.37

Section III - MOE Calculation (For data collection only. Final determination will be done by CDE)	Total	Per ADA
A. Base expenditures (Preloaded expenditures extracted from prior year Unaudited Actuals MOE calculation). (Note: If the prior year MOE was not met, in its final determination, CDE will adjust the prior year base to 90 percent of the preceding prior year amount rather than the actual prior year expenditure amount.)	460,339,628.56	13,523.68
1. Adjustment to base expenditure and expenditure per ADA amounts for LEAs failing prior year MOE calculation (From Section IV)	0.00	0.00
2. Total adjusted base expenditure amounts (Line A plus Line A.1)	460,339,628.56	13,523.68
B. Required effort (Line A.2 times 90%)	414,305,665.70	12,171.31

C. Current year expenditures (Line I.E and Line II.B)	520,621,168.00	15,054.37
D. MOE deficiency amount, if any (Line B minus Line C) (If negative, then zero)	0.00	0.00
E. MOE determination (If one or both of the amounts in line D are zero, the MOE requirement is met; if both amounts are positive, the MOE requirement is not met. If either column in Line A.2 or Line C equals zero, the MOE calculation is incomplete.)	MOE Met	
F. MOE deficiency percentage, if MOE not met; otherwise, zero (Line D divided by Line B) (Funding under ESSA covered programs in FY 2024-25 may be reduced by the lower of the two percentages)	0.00%	0.00%

*Interim Periods - Annual ADA not available from Form AI. For your convenience, Projected Year Totals Estimated P-2 ADA is extracted. Manual adjustment may be required to reflect estimated Annual ADA.

SECTION IV - Detail of Adjustments to Base Expenditures (used in Section III, Line A.1)

Description of Adjustments	Total Expenditures	Expenditures Per ADA
Total adjustments to base expenditures	0.00	0.00

Part I - General Administrative Share of Plant Services Costs

California's indirect cost plan allows that the general administrative costs in the indirect cost pool may include that portion of plant services costs (maintenance and operations costs and facilities rents and leases costs) attributable to the general administrative offices. The calculation of the plant services costs attributed to general administration and included in the pool is standardized and automated using the percentage of salaries and benefits relating to general administration as proxy for the percentage of square footage occupied by general administration.

A. Salaries and Benefits - Other General Administration and Centralized Data Processing

1. Salaries and benefits paid through payroll (Funds 01, 09, and 62, objects 1000-3999 except 3701-3702)
   (Functions 7200-7700, goals 0000 and 9000) — 20,769,243.00
2. Contracted general administrative positions not paid through payroll
   a. Enter the costs, if any, of general administrative positions performing services ON SITE but paid through a contract, rather than through payroll, in functions 7200-7700, goals 0000 and 9000, Object 5800.
   b. If an amount is entered on Line A2a, provide the title, duties, and approximate FTE of each general administrative position paid through a contract. Retain supporting documentation in case of audit.

B. Salaries and Benefits - All Other Activities

1. Salaries and benefits paid through payroll (Funds 01, 09, and 62, objects 1000-3999 except 3701-3702)
   (Functions 1000-6999, 7100-7180, & 8100-8400; Functions 7200-7700, all goals except 0000 & 9000) — 492,331,247.00

C. Percentage of Plant Services Costs Attributable to General Administration

(Line A1 plus Line A2a, divided by Line B1; zero if negative) (See Part III, Lines A5 and A6) — 4.22%

Part II - Adjustments for Employment Separation Costs

When an employee separates from service, the local educational agency (LEA) may incur costs associated with the separation in addition to the employee's regular salary and benefits for the final pay period. These additional costs can be categorized as "normal" or "abnormal or mass" separation costs.

Normal separation costs include items such as pay for accumulated unused leave or routine severance pay authorized by governing board policy. Normal separation costs are not allowable as direct costs to federal programs, but are allowable as indirect costs. State programs may have similar restrictions. Where federal or state program guidelines required that the LEA charge an employee's normal separation costs to an unrestricted resource rather than to the restricted program in which the employee worked, the LEA may identify and enter these costs on Line A for inclusion in the indirect cost pool.

Abnormal or mass separation costs are those costs resulting from actions taken by an LEA to influence employees to terminate their employment earlier than they normally would have. Abnormal or mass separation costs include retirement incentives such as a Golden Handshake or severance packages negotiated to effect termination. Abnormal or mass separation costs may not be charged to federal programs as either direct costs or indirect costs. Where an LEA paid abnormal or mass separation costs on behalf of positions in general administrative functions included in the indirect cost pool, the LEA must identify and enter these costs on Line B for exclusion from the pool.

A. Normal Separation Costs (optional)

Enter any normal separation costs paid on behalf of employees of restricted state or federal programs that were charged to an unrestricted resource (0000-1999) in funds 01, 09, and 62 with functions 1000-6999 or 8100-8400 rather than to the restricted program. These costs will be moved in Part III from base costs to the indirect cost pool. Retain supporting documentation.

B. Abnormal or Mass Separation Costs (required)

Enter any abnormal or mass separation costs paid on behalf of general administrative positions charged to unrestricted resources (0000-1999) in funds 01, 09, and 62 with functions 7200-7700. These costs will be moved in Part III from the indirect cost pool to base costs. If none, enter zero. — **Entry required**

Part III - Indirect Cost Rate Calculation (Funds 01, 09, and 62, unless indicated otherwise)

A. Indirect Costs

1. Other General Administration, less portion charged to restricted resources or specific goals
   (Functions 7200-7600, objects 1000-5999, minus Line B9) — 15,201,389.00
2. Centralized Data Processing, less portion charged to restricted resources or specific goals

(Function 7700, objects 1000-5999, minus Line B10)	8,471,568.00
3. External Financial Audit - Single Audit (Function 7190, resources 0000-1999, goals 0000 and 9000, objects 5000 - 5999)	115,000.00
4. Staff Relations and Negotiations (Function 7120, resources 0000-1999, goals 0000 and 9000, objects 1000 - 5999)	563,727.00
5. Plant Maintenance and Operations (portion relating to general administrative offices only)	
(Functions 8100-8400, objects 1000-5999 except 5100, times Part I, Line C)	2,029,269.80
6. Facilities Rents and Leases (portion relating to general administrative offices only)	
(Function 8700, resources 0000-1999, objects 1000-5999 except 5100, times Part I, Line C)	467.62
7. Adjustment for Employment Separation Costs	
a. Plus: Normal Separation Costs (Part II, Line A)	0.00
b. Less: Abnormal or Mass Separation Costs (Part II, Line B)	0.00
8. Total Indirect Costs (Lines A1 through A7a, minus Line A7b)	26,381,421.41
9. Carry-Forward Adjustment (Part IV, Line F)	3,470,930.35
10. Total Adjusted Indirect Costs (Line A8 plus Line A9)	29,852,351.77
B. Base Costs	
1. Instruction (Functions 1000-1999, objects 1000-5999 except 5100)	357,824,580.00
2. Instruction-Related Services (Functions 2000-2999, objects 1000-5999 except 5100)	102,722,539.00
3. Pupil Services (Functions 3000-3999, objects 1000-5999 except 4700 and 5100)	50,543,458.00
4. Ancillary Services (Functions 4000-4999, objects 1000-5999 except 5100)	4,131,617.00
5. Community Services (Functions 5000-5999, objects 1000-5999 except 5100)	48,588.00
6. Enterprise (Function 6000, objects 1000-5999 except 4700 and 5100)	0.00
7. Board and Superintendent (Functions 7100-7180, objects 1000-5999, minus Part III, Line A4)	5,883,030.00
8. External Financial Audit - Single Audit and Other (Functions 7190-7191, objects 5000 - 5999, minus Part III, Line A3)	0.00
9. Other General Administration (portion charged to restricted resources or specific goals only)	
(Functions 7200-7600, resources 2000-9999, objects 1000-5999; Functions 7200-7600, resources 0000-1999, all goals except 0000 and 9000, objects 1000-5999)	1,864,151.00
10. Centralized Data Processing (portion charged to restricted resources or specific goals only)	
(Function 7700, resources 2000-9999, objects 1000-5999; Function 7700, resources 0000-1999, all goals except 0000 and 9000, objects 1000-5999)	446,573.00
11. Plant Maintenance and Operations (all except portion relating to general administrative offices)	
(Functions 8100-8400, objects 1000-5999 except 5100, minus Part III, Line A5)	46,057,692.20
12. Facilities Rents and Leases (all except portion relating to general administrative offices)	
(Function 8700, objects 1000-5999 except 5100, minus Part III, Line A6)	10,813.38
13. Adjustment for Employment Separation Costs	
a. Less: Normal Separation Costs (Part II, Line A)	0.00
b. Plus: Abnormal or Mass Separation Costs (Part II, Line B)	0.00
14. Student Activity (Fund 08, functions 4000-5999, objects 1000-5999 except 5100)	1,851,171.00
15. Adult Education (Fund 11, functions 1000-6999, 8100-8400, and 8700, objects 1000-5999 except 5100)	4,143,365.00
16. Child Development (Fund 12, functions 1000-6999, 8100-8400 & 8700, objects 1000-5999 except 4700 & 5100)	31,697,262.00
17. Cafeteria (Funds 13 & 61, functions 1000-6999, 8100-8400 & 8700, objects 1000-5999 except 4700 & 5100)	12,181,466.00
18. Foundation (Funds 19 & 57, functions 1000-6999, 8100-8400 & 8700, objects 1000-5999 except 4700 & 5100)	0.00
19. Total Base Costs (Lines B1 through B12 and Lines B13b through B18, minus Line B13a)	619,406,305.59
C. Straight Indirect Cost Percentage Before Carry-Forward Adjustment	
(For information only - not for use when claiming/recovering indirect costs)	
(Line A8 divided by Line B19)	4.26%
D. Preliminary Proposed Indirect Cost Rate	
(For final approved fixed-with-carry-forward rate for use in 2024-25 see www.cde.ca.gov/fg/ac/ic)	
(Line A10 divided by Line B19)	4.82%
Part IV - Carry-forward Adjustment	

The carry-forward adjustment is an after-the-fact adjustment for the difference between indirect costs recoverable using the indirect cost rate approved for use in a given year, and the actual indirect costs incurred in that year. The carry-forward adjustment eliminates the need for LEAs to file amended federal reports when their actual indirect costs vary from the estimated indirect costs on which the approved rate was based.

Where the ratio of indirect costs incurred in the current year is less than the estimated ratio of indirect costs on which the approved rate for use in the current year was based, the carry-forward adjustment is limited by using either the approved rate times current year base costs, or the highest rate actually used to recover costs from any program times current year base costs, if the highest rate used was less than the approved rate. Rates used to recover costs from programs are displayed in Exhibit A.

A. Indirect costs incurred in the current year (Part III, Line A8)	26,381,421.41
B. Carry-forward adjustment from prior year(s)	
1. Carry-forward adjustment from the second prior year	(2,841,726.76)
2. Carry-forward adjustment amount deferred from prior year(s), if any	0.00
C. Carry-forward adjustment for under- or over-recovery in the current year	
1. Under-recovery: Part III, Line A8, plus carry-forward adjustment from prior years, minus (approved indirect cost rate (3.24%) times Part III, Line B19); zero if negative	3,470,930.35
2. Over-recovery: Part III, Line A8, plus carry-forward adjustment from prior years, minus the lesser of (approved indirect cost rate (3.24%) times Part III, Line B19) or (the highest rate used to recover costs from any program (3.24%) times Part III, Line B19); zero if positive	0.00
D. Preliminary carry-forward adjustment (Line C1 or C2)	3,470,930.35
E. Optional allocation of negative carry-forward adjustment over more than one year	
Where a negative carry-forward adjustment causes the proposed approved rate to fall below zero or would reduce the rate at which the LEA could recover indirect costs to such an extent that it would cause the LEA significant fiscal harm, the LEA may request that the carry-forward adjustment be allocated over more than one year. Where allocation of a negative carry-forward adjustment over more than one year does not resolve a negative rate, the CDE will work with the LEA on a case-by-case basis to establish an approved rate.	
Option 1. Preliminary proposed approved rate (Part III, Line D) if entire negative carry-forward adjustment is applied to the current year calculation:	not applicable
Option 2. Preliminary proposed approved rate (Part III, Line D) if one-half of negative carry-forward adjustment is applied to the current year calculation and the remainder is deferred to one or more future years:	not applicable
Option 3. Preliminary proposed approved rate (Part III, Line D) if one-third of negative carry-forward adjustment is applied to the current year calculation and the remainder is deferred to one or more future years:	not applicable
LEA request for Option 1, Option 2, or Option 3	1
F. Carry-forward adjustment used in Part III, Line A9 (Line D minus amount deferred if Option 2 or Option 3 is selected)	3,470,930.35

Approved indirect cost rate: 3.24%

Highest rate!used in any program: 3.24%

Fund	Resource	Eligible Expenditures (Objects 1000-5999 except 4700 & 5100)	Indirect Costs Charged (Objects 7310 and 7350)	Rate Used
01	2600	6,178,741.00	200,191.00	3.24%
01	3010	18,143,114.00	587,837.00	3.24%
01	3182	710,986.00	23,037.00	3.24%
01	3211	609,206.00	19,738.00	3.24%
01	3212	6,673,081.00	216,208.00	3.24%
01	3213	30,030,493.00	972,988.00	3.24%
01	3215	43,989.00	1,425.00	3.24%
01	3305	320,356.00	10,380.00	3.24%
01	3306	21,927.00	710.00	3.24%
01	3307	307,451.00	9,961.00	3.24%
01	3308	53,776.00	1,742.00	3.24%
01	3309	26,342.00	853.00	3.24%
01	3310	10,840,014.00	351,216.00	3.24%
01	3311	167,801.00	5,437.00	3.24%
01	3312	1,587,210.00	51,426.00	3.24%
01	3315	317,180.00	10,277.00	3.24%
01	3318	107,176.00	3,473.00	3.24%
01	3327	574,879.00	18,626.00	3.24%
01	3345	2,378.00	77.00	3.24%
01	3385	157,191.00	5,093.00	3.24%
01	3395	44,301.00	1,435.00	3.24%
01	3550	436,496.00	14,132.00	3.24%
01	3724	132,242.00	4,285.00	3.24%
01	4035	2,084,648.00	67,543.00	3.24%
01	4124	435,668.00	14,116.00	3.24%
01	4127	1,141,942.00	36,999.00	3.24%
01	4201	77,611.00	2,515.00	3.24%
01	4203	882,696.00	28,600.00	3.24%
01	4510	28,464.00	922.00	3.24%
01	5630	122,759.00	3,977.00	3.24%
01	5632	111,922.00	3,626.00	3.24%
01	5634	258,724.00	8,383.00	3.24%
01	5810	121,796.00	3,452.00	2.83%
01	6010	5,192,407.00	168,234.00	3.24%
01	6053	75,496.00	2,446.00	3.24%
01	6266	1,889,263.00	61,212.00	3.24%
01	6385	135,544.00	4,393.00	3.24%

Fund	Resource	Eligible Expenditures (Objects 1000-5999 except 4700 & 5100)	Indirect Costs Charged (Objects 7310 and 7350)	Rate Used
01	6387	1,581,073.00	51,227.00	3.24%
01	6388	462,135.00	14,973.00	3.24%
01	6500	61,133,652.00	1,980,801.00	3.24%
01	6515	4,589.00	148.00	3.23%
01	6520	431,737.00	13,988.00	3.24%
01	6536	404,781.00	13,115.00	3.24%
01	6537	2,801,698.00	90,775.00	3.24%
01	6546	2,786,533.00	90,284.00	3.24%
01	6547	1,628,430.00	52,761.00	3.24%
01	6690	288,415.00	9,345.00	3.24%
01	6695	360,520.00	11,681.00	3.24%
01	7085	568,498.00	18,419.00	3.24%
01	7220	159,916.00	5,182.00	3.24%
01	7412	518,484.00	16,799.00	3.24%
01	7413	177,411.00	5,748.00	3.24%
01	7810	1,554,954.00	50,386.00	3.24%
01	8150	14,004,273.00	453,738.00	3.24%
01	9010	15,038,407.00	36,059.00	0.24%
11	6391	1,856,326.00	60,145.00	3.24%
12	5025	2,154,539.00	64,565.00	3.00%
12	5320	106,794.00	3,460.00	3.24%
12	6105	5,218,016.00	169,065.00	3.24%
12	9010	21,238,011.00	674,804.00	3.18%
13	5310	12,077,259.00	391,303.00	3.24%
13	5465	104,207.00	3,376.00	3.24%

Description	Object Codes	Projected Year Totals (Form 01I) (A)	% Change (Cols. C-A/A) (B)	2023-24 Projection (C)	% Change (Cols. E-C/C) (D)	2024-25 Projection (E)
(Enter projections for subsequent years 1 and 2 in Columns C and E; current year - Column A - is extracted)						
A. REVENUES AND OTHER FINANCING SOURCES						
1. LCFF/Revenue Limit Sources	8010-8099	429,819,220.00	6.97%	459,795,299.00	2.84%	472,845,074.00
2. Federal Revenues	8100-8299	0.00	0.00%		0.00%	
3. Other State Revenues	8300-8599	9,813,891.00	(20.00%)	7,850,687.00	2.19%	8,022,621.00
4. Other Local Revenues	8600-8799	2,448,708.00	(24.76%)	1,842,435.00	(.08%)	1,840,935.00
5. Other Financing Sources						
a. Transfers In	8900-8929	1,000.00	0.00%	1,000.00	0.00%	1,000.00
b. Other Sources	8930-8979	0.00	0.00%		0.00%	
c. Contributions	8980-8999	(58,279,698.00)	8.48%	(63,224,561.00)	6.90%	(67,588,586.00)
6. Total (Sum lines A1 thru A5c)		383,803,121.00	5.85%	406,264,860.00	2.18%	415,121,044.00
B. EXPENDITURES AND OTHER FINANCING USES						
1. Certificated Salaries						
a. Base Salaries				177,477,979.00		189,099,543.00
b. Step & Column Adjustment				1,597,302.00		1,700,530.00
c. Cost-of-Living Adjustment				7,986,509.00		0.00
d. Other Adjustments				2,037,753.00		(123,772.00)
e. Total Certificated Salaries (Sum lines B1a thru B1d)	1000-1999	177,477,979.00	6.55%	189,099,543.00	.83%	190,676,301.00
2. Classified Salaries						
a. Base Salaries				47,632,165.00		50,603,681.00
b. Step & Column Adjustment				426,485.00		455,433.00
c. Cost-of-Living Adjustment				2,132,427.00		0.00
d. Other Adjustments				412,604.00		(29,157.00)
e. Total Classified Salaries (Sum lines B2a thru B2d)	2000-2999	47,632,165.00	6.24%	50,603,681.00	.84%	51,029,957.00
3. Employee Benefits	3000-3999	100,717,841.00	5.42%	106,178,050.00	2.40%	108,723,657.00
4. Books and Supplies	4000-4999	7,682,176.00	1.80%	7,820,364.00	1.99%	7,975,828.00
5. Services and Other Operating Expenditures	5000-5999	26,758,251.00	2.03%	27,302,495.00	3.27%	28,194,120.00
6. Capital Outlay	6000-6999	5,422,740.00	(45.40%)	2,960,949.00	.94%	2,988,816.00
7. Other Outgo (excluding Transfers of Indirect Costs)	7100-7299, 7400-7499	1,798,288.00	(1.09%)	1,778,726.00	(4.92%)	1,691,202.00
8. Other Outgo - Transfers of Indirect Costs	7300-7399	(7,199,112.00)	17.78%	(8,478,802.64)	(14.03%)	(7,289,374.28)
9. Other Financing Uses						
a. Transfers Out	7600-7629	1,676,777.00	(96.87%)	52,473.00	(13.40%)	45,442.00
b. Other Uses	7630-7699	0.00	0.00%	0.00	0.00%	0.00
10. Other Adjustments (Explain in Section F below)						
11. Total (Sum lines B1 thru B10)		361,967,105.00	4.24%	377,317,478.36	1.78%	384,035,948.72
C. NET INCREASE (DECREASE) IN FUND BALANCE (Line A6 minus line B11)		21,836,016.00		28,947,381.64		31,085,095.28
D. FUND BALANCE						
1.Net Beginning Fund Balance(Form 01I, line F1e)		95,638,643.18		117,474,659.18		146,422,040.82
2. Ending Fund Balance (Sum lines C and D1)		117,474,659.18		146,422,040.82		177,507,136.10
3. Components of Ending Fund Balance (Form 01I)						
a. Nonspendable	9710-9719	242,146.33		242,146.33		242,146.33
b. Restricted	9740					
c. Committed						
1. Stabilization Arrangements	9750	0.00				
2. Other Commitments	9760	41,106,057.00		38,237,307.00		33,231,789.00
d. Assigned	9780	9,537,359.72		11,863,923.35		28,177,920.95
e. Unassigned/Unappropriated						

Description	Object Codes	Projected Year Totals (Form 01I) (A)	% Change (Cols. C-A/A) (B)	2023-24 Projection (C)	% Change (Cols. E-C/C) (D)	2024-25 Projection (E)
1. Reserve for Economic Uncertainties	9789	12,556,783.38		12,553,290.89		11,697,242.66
2. Unassigned/Unappropriated	9790	54,032,312.75		83,525,373.25		104,158,037.16
f. Total Components of Ending Fund Balance (Line D3f must agree with line D2)		117,474,659.18		146,422,040.82		177,507,136.10
E. AVAILABLE RESERVES						
1. General Fund						
a. Stabilization Arrangements	9750	0.00		0.00		0.00
b. Reserve for Economic Uncertainties	9789	12,556,783.38		12,553,290.89		11,697,242.66
c. Unassigned/Unappropriated	9790	54,032,312.75		83,525,373.25		104,158,037.16
(Enter other reserve projections in Columns C and E for subsequent years 1 and 2; current year - Column A - is extracted)						
2. Special Reserve Fund - Noncapital Outlay (Fund 17)						
a. Stabilization Arrangements	9750	0.00				
b. Reserve for Economic Uncertainties	9789	0.00				
c. Unassigned/Unappropriated	9790	0.00				
3. Total Available Reserves (Sum lines E1a thru E2c)		66,589,096.13		96,078,664.14		115,855,279.82

F. ASSUMPTIONS

Please provide below or on a separate attachment, the assumptions used to determine the projections for the first and second subsequent fiscal years. Further, please include an explanation for any significant expenditure adjustments projected in lines B1d, B2d, and B10. For additional information, please refer to the Budget Assumptions section of the SACS Financial Reporting Software User Guide.

Explanations are presented in a separate document.

Description	Object Codes	Projected Year Totals (Form 01I) (A)	% Change (Cols. C-A/A) (B)	2023-24 Projection (C)	% Change (Cols. E-C/C) (D)	2024-25 Projection (E)
(Enter projections for subsequent years 1 and 2 in Columns C and E; current year - Column A - is extracted)						
A. REVENUES AND OTHER FINANCING SOURCES						
1. LCFF/Revenue Limit Sources	8010-8099	2,162,389.00	0.00%	2,162,389.00	0.00%	2,162,389.00
2. Federal Revenues	8100-8299	99,510,023.00	(7.62%)	91,931,671.30	(62.64%)	34,349,125.00
3. Other State Revenues	8300-8599	150,082,568.00	(37.75%)	93,423,399.15	(.55%)	92,913,954.07
4. Other Local Revenues	8600-8799	7,395,895.00	(32.19%)	5,015,183.00	.75%	5,052,711.00
5. Other Financing Sources						
a. Transfers In	8900-8929	0.00	0.00%		0.00%	
b. Other Sources	8930-8979	0.00	0.00%		0.00%	
c. Contributions	8980-8999	58,279,698.00	8.48%	63,224,561.00	6.90%	67,588,586.00
6. Total (Sum lines A1 thru A5c)		317,430,573.00	(19.43%)	255,757,203.45	(20.99%)	202,066,765.07
B. EXPENDITURES AND OTHER FINANCING USES						
1. Certificated Salaries						
a. Base Salaries				65,037,139.00		65,838,142.76
b. Step & Column Adjustment				561,323.00		480,763.00
c. Cost-of-Living Adjustment				2,766,617.00		0.00
d. Other Adjustments				(2,526,936.24)		(12,451,721.70)
e. Total Certificated Salaries (Sum lines B1a thru B1d)	1000-1999	65,037,139.00	1.23%	65,838,142.76	(18.18%)	53,867,184.06
2. Classified Salaries						
a. Base Salaries				47,609,885.00		49,480,141.88
b. Step & Column Adjustment				417,865.00		326,204.00
c. Cost-of-Living Adjustment				2,089,326.00		0.00
d. Other Adjustments				(636,934.12)		(13,216,932.03)
e. Total Classified Salaries (Sum lines B2a thru B2d)	2000-2999	47,609,885.00	3.93%	49,480,141.88	(26.05%)	36,589,413.85
3. Employee Benefits	3000-3999	79,352,904.00	2.65%	81,459,193.10	(14.89%)	69,328,627.47
4. Books and Supplies	4000-4999	31,314,789.00	(37.39%)	19,604,812.21	6.23%	20,826,418.37
5. Services and Other Operating Expenditures	5000-5999	28,618,157.00	(47.04%)	15,157,418.79	(21.97%)	11,826,750.06
6. Capital Outlay	6000-6999	3,213,501.00	206.91%	9,862,706.00	(93.38%)	653,300.00
7. Other Outgo (excluding Transfers of Indirect Costs)	7100-7299, 7400-7499	107,404.00	0.00%	107,404.00	0.00%	107,404.00
8. Other Outgo - Transfers of Indirect Costs	7300-7399	5,832,394.00	17.15%	6,832,883.64	(17.71%)	5,622,591.28
9. Other Financing Uses						
a. Transfers Out	7600-7629	4,785,891.00	(58.12%)	2,004,364.00	.01%	2,004,495.00
b. Other Uses	7630-7699	0.00	0.00%		0.00%	
10. Other Adjustments (Explain in Section F below)						
11. Total (Sum lines B1 thru B10)		265,872,064.00	(5.84%)	250,347,066.38	(19.78%)	200,826,184.09
C. NET INCREASE (DECREASE) IN FUND BALANCE (Line A6 minus line B11)		51,558,509.00		5,410,137.07		1,240,580.98
D. FUND BALANCE						
1. Net Beginning Fund Balance (Form 01I, line F1e)		53,679,870.71		105,238,379.71		110,648,516.78
2. Ending Fund Balance (Sum lines C and D1)		105,238,379.71		110,648,516.78		111,889,097.76
3. Components of Ending Fund Balance (Form 01I)						
a. Nonspendable	9710-9719	0.00				
b. Restricted	9740	105,238,379.99		110,648,516.78		111,889,097.76
c. Committed						
1. Stabilization Arrangements	9750					
2. Other Commitments	9760					
d. Assigned	9780					
e. Unassigned/Unappropriated						
1. Reserve for Economic Uncertainties	9789					

Description	Object Codes	Projected Year Totals (Form 01I) (A)	% Change (Cols. C-A/A) (B)	2023-24 Projection (C)	% Change (Cols. E-C/C) (D)	2024-25 Projection (E)
2. Unassigned/Unappropriated	9790	(.28)		0.00		0.00
f. Total Components of Ending Fund Balance (Line D3f must agree with line D2)		105,238,379.71		110,648,516.78		111,889,097.76
E. AVAILABLE RESERVES						
1. General Fund)						
a. Stabilization Arrangements	9750					
b. Reserve for Economic Uncertainties	9789					
c. Unassigned/Unappropriated Amount	9790					
(Enter current year reserve projections in Column A, and other reserve projections in Columns C and E for subsequent years 1 and 2)						
2. Special Reserve Fund - Noncapital Outlay (Fund 17)						
a. Stabilization Arrangements	9750					
b. Reserve for Economic Uncertainties	9789					
c. Unassigned/Unappropriated	9790					
3. Total Available Reserves (Sum lines E1a thru E2c)						

F. ASSUMPTIONS

Please provide below or on a separate attachment, the assumptions used to determine the projections for the first and second subsequent fiscal years. Further, please include an explanation for any significant expenditure adjustments projected in lines B1d, B2d, and B10. For additional information, please refer to the Budget Assumptions section of the SACS Financial Reporting Software User Guide.

Explanations are presented in a separate document.

Description	Object Codes	Projected Year Totals (Form 01I) (A)	% Change (Cols. C-A/A) (B)	2023-24 Projection (C)	% Change (Cols. E-C/C) (D)	2024-25 Projection (E)
(Enter projections for subsequent years 1 and 2 in Columns C and E; current year - Column A - is extracted)						
A. REVENUES AND OTHER FINANCING SOURCES						
1. LCFF/Revenue Limit Sources	8010-8099	431,981,609.00	6.94%	461,957,688.00	2.82%	475,007,463.00
2. Federal Revenues	8100-8299	99,510,023.00	(7.62%)	91,931,671.30	(62.64%)	34,349,125.00
3. Other State Revenues	8300-8599	159,896,459.00	(36.66%)	101,274,086.15	(.33%)	100,936,575.07
4. Other Local Revenues	8600-8799	9,844,603.00	(30.34%)	6,857,618.00	.53%	6,893,646.00
5. Other Financing Sources						
a. Transfers In	8900-8929	1,000.00	0.00%	1,000.00	0.00%	1,000.00
b. Other Sources	8930-8979	0.00	0.00%	0.00	0.00%	0.00
c. Contributions	8980-8999	0.00	0.00%	0.00	0.00%	0.00
6. Total (Sum lines A1 thru A5c)		701,233,694.00	(5.59%)	662,022,063.45	(6.77%)	617,187,809.07
B. EXPENDITURES AND OTHER FINANCING USES						
1. Certificated Salaries						
a. Base Salaries				242,515,118.00		254,937,685.76
b. Step & Column Adjustment				2,158,625.00		2,181,293.00
c. Cost-of-Living Adjustment				10,753,126.00		0.00
d. Other Adjustments				(489,183.24)		(12,575,493.70)
e. Total Certificated Salaries (Sum lines B1a thru B1d)	1000-1999	242,515,118.00	5.12%	254,937,685.76	(4.08%)	244,543,485.06
2. Classified Salaries						
a. Base Salaries				95,242,050.00		100,083,822.88
b. Step & Column Adjustment				844,350.00		781,637.00
c. Cost-of-Living Adjustment				4,221,753.00		0.00
d. Other Adjustments				(224,330.12)		(13,246,089.03)
e. Total Classified Salaries (Sum lines B2a thru B2d)	2000-2999	95,242,050.00	5.08%	100,083,822.88	(12.45%)	87,619,370.85
3. Employee Benefits	3000-3999	180,070,745.00	4.20%	187,637,243.10	(5.11%)	178,052,284.47
4. Books and Supplies	4000-4999	38,996,965.00	(29.67%)	27,425,176.21	5.02%	28,802,246.37
5. Services and Other Operating Expenditures	5000-5999	55,376,408.00	(23.32%)	42,459,913.79	(5.74%)	40,020,870.06
6. Capital Outlay	6000-6999	8,636,241.00	48.49%	12,823,655.00	(71.60%)	3,642,116.00
7. Other Outgo (excluding Transfers of Indirect Costs)	7100-7299, 7400-7499	1,905,692.00	(1.03%)	1,886,130.00	(4.64%)	1,798,606.00
8. Other Outgo - Transfers of Indirect Costs	7300-7399	(1,366,718.00)	20.43%	(1,645,919.00)	1.27%	(1,666,783.00)
9. Other Financing Uses						
a. Transfers Out	7600-7629	6,462,668.00	(68.17%)	2,056,837.00	(.34%)	2,049,937.00
b. Other Uses	7630-7699	0.00	0.00%	0.00	0.00%	0.00
10. Other Adjustments				0.00		0.00
11. Total (Sum lines B1 thru B10)		627,839,169.00	(.03%)	627,664,544.74	(6.82%)	584,862,132.81
C. NET INCREASE (DECREASE) IN FUND BALANCE (Line A6 minus line B11)		73,394,525.00		34,357,518.71		32,325,676.26
D. FUND BALANCE						
1. Net Beginning Fund Balance (Form 01I, line F1e)		149,318,513.89		222,713,038.89		257,070,557.60
2. Ending Fund Balance (Sum lines C and D1)		222,713,038.89		257,070,557.60		289,396,233.86
3. Components of Ending Fund Balance (Form 01I)						
a. Nonspendable	9710-9719	242,146.33		242,146.33		242,146.33
b. Restricted	9740	105,238,379.99		110,648,516.78		111,889,097.76
c. Committed						
1. Stabilization Arrangements	9750	0.00		0.00		0.00
2. Other Commitments	9760	41,106,057.00		38,237,307.00		33,231,789.00
d. Assigned	9780	9,537,359.72		11,863,923.35		28,177,920.95
e. Unassigned/Unappropriated						
1. Reserve for Economic Uncertainties	9789	12,556,783.38		12,553,290.89		11,697,242.66

Description	Object Codes	Projected Year Totals (Form 01I) (A)	% Change (Cols. C-A/A) (B)	2023-24 Projection (C)	% Change (Cols. E-C/C) (D)	2024-25 Projection (E)
2. Unassigned/Unappropriated	9790	54,032,312.47		83,525,373.25		104,158,037.16
f. Total Components of Ending Fund Balance (Line D3f must agree with line D2)		222,713,038.89		257,070,557.60		289,396,233.86
E. AVAILABLE RESERVES (Unrestricted except as noted)						
1. General Fund						
a. Stabilization Arrangements	9750	0.00		0.00		0.00
b. Reserve for Economic Uncertainties	9789	12,556,783.38		12,553,290.89		11,697,242.66
c. Unassigned/Unappropriated	9790	54,032,312.75		83,525,373.25		104,158,037.16
d. Negative Restricted Ending Balances (Negative resources 2000-9999)	979Z	(.28)		0.00		0.00
2. Special Reserve Fund - Noncapital Outlay (Fund 17)						
a. Stabilization Arrangements	9750	0.00		0.00		0.00
b. Reserve for Economic Uncertainties	9789	0.00		0.00		0.00
c. Unassigned/Unappropriated	9790	0.00		0.00		0.00
3. Total Available Reserves - by Amount (Sum lines E1 thru E2c)		66,589,095.85		96,078,664.14		115,855,279.82
4. Total Available Reserves - by Percent (Line E3 divided by Line F3c)		10.61%		15.31%		19.81%
F. RECOMMENDED RESERVES						
1. Special Education Pass-through Exclusions						
For districts that serve as the administrative unit (AU) of a special education local plan area (SELPA):						
a. Do you choose to exclude from the reserve calculation the pass-through funds distributed to SELPA members?	Yes					
b. If you are the SELPA AU and are excluding special education pass-through funds:						
1. Enter the name(s) of the SELPA(s):						
2. Special education pass-through funds (Column A: Fund 10, resources 3300-3499, 6500-6540 and 6546 objects 7211-7213 and 7221-7223; enter projections for subsequent years 1 and 2 in Columns C and E)		6,190,626.00		6,491,800.00		6,706,187.00
2. District ADA						
Used to determine the reserve standard percentage level on line F3d (Col. A: Form AI, Estimated P-2 ADA column, Lines A4 and C4; enter projections)		34,251.68		34,326.15		34,891.53
3. Calculating the Reserves						
a. Expenditures and Other Financing Uses (Line B11)		627,839,169.00		627,664,544.74		584,862,132.81
b. Plus: Special Education Pass-through Funds (Line F1b2, if Line F1a is No)		0.00		0.00		0.00
c. Total Expenditures and Other Financing Uses (Line F3a plus line F3b)		627,839,169.00		627,664,544.74		584,862,132.81
d. Reserve Standard Percentage Level (Refer to Form 01CSI, Criterion 10 for calculation details)		2%		2%		2%
e. Reserve Standard - By Percent (Line F3c times F3d)		12,556,783.38		12,553,290.89		11,697,242.66
f. Reserve Standard - By Amount (Refer to Form 01CSI, Criterion 10 for calculation details)		0.00		0.00		0.00
g. Reserve Standard (Greater of Line F3e or F3f)		12,556,783.38		12,553,290.89		11,697,242.66
h. Available Reserves (Line E3) Meet Reserve Standard (Line F3g)		YES		YES		YES

PLANNING FACTORS - MULTI-YEAR PROJECTIONS

Dollars relate to unrestricted General Fund unless otherwise noted	Second Interim 2022-23 Budget Assumptions			
	2021-22	2022-23	2023-24	2024-25
AVERAGE DAILY ATTENDANCE (ADA)				
Actual P-2	34,049.01	34,372.72	34,447.19	35,012.57
Funded	37,415.21	36,883.62	35,726.45	34,891.53
Funded change from prior year	(94.79)	(531.59)	(1,157.17)	(834.92)
Funded % change from prior	-0.25%	-1.42%	-3.14%	-2.34%
LCFF REVENUES				
State Funded COLA	5.07%	13.26%	8.13%	3.54%
LCFF Targeted Student %, 3 yr avg	53.46%	54.70%	57.46%	59.36%
Supplemental Grant Growth	$ 1,520,493	$ 5,233,559	$ 4,180,314	$ 2,106,109
Concentration Grant Growth	$ -	$ -	$ 6,360,944	$ 5,054,825
Base Grant Growth	$ 16,336,763	$ 40,141,977	$ 18,139,091	$ 5,007,076
TOTAL LCFF FUNDING	**$ 383,409,806**	**$ 429,906,986**	**$ 459,795,299**	**$ 472,845,074**
Transportation and TIIG	$ 7,581,042	$ 7,581,042	$ 8,006,304	$ 8,206,528
Transitional K Add-on	$ -	$ 1,121,644	$ 1,904,346	$ 2,585,887
Supplemental Grant	$ 36,302,182	$ 41,535,741	$ 45,716,055	$ 47,822,164
Concentration Grant	$ -	$ -	$ 6,360,944	$ 11,415,769
Base Grant	$ 339,526,582	$ 379,668,559	$ 397,807,650	$ 402,814,726
	ok	ok	fix	fix
TOTAL LCFF FUNDING PER ADA	**$ 10,248**	**$ 11,626**	**$ 12,638**	**$ 13,150**
Supplemental Grant	**$ 970**	**$ 1,126**	**$ 1,280**	**$ 1,371**
$ Growth from prior year	$ 43	$ 156	$ 154	$ 91
Concentration Grant	**$ -**	**$ -**	**$ 178**	**$ 327**
$ Growth from prior year	$ -	$ -	$ 178	$ 149
Base Grant	**$ 9,075**	**$ 10,294**	**$ 11,135**	**$ 11,545**
$ Growth from prior year	$ 1,236	$ 1,219	$ 841	$ 410
Transportation and TIIG	**$ 203**	**$ 206**	**$ 223**	**$ 234**
FEDERAL REVENUES				
Special Education-restricted	$ 10,560,706	$ 16,546,806	$ 13,108,480	$ 11,089,976
Change from prior year	$ 2,116,119	$ 5,986,100	$ (3,438,326)	$ (2,018,504)
Title I, NCLB, Part A, Low Income - restricted	$ 15,735,428	$ 18,794,435	$ 16,478,677	$ 16,478,677
Change from prior year	$ 3,058,111	$ 3,059,007	$ (2,315,758)	$ -
All Other Federal Programs - unrestricted & restricted	$ 66,196,849	$ 64,168,782	$ 62,344,514	$ 6,780,472
Change from prior year	$ 40,687,032	$ (2,028,067)	$ (1,824,268)	$ (55,564,042)

PLANNING FACTORS - MULTI-YEAR PROJECTIONS

Dollars relate to unrestricted General Fund unless otherwise noted	Second Interim 2022-23 Budget Assumptions			
	2021-22	**2022-23**	**2023-24**	**2024-25**
OTHER STATE REVENUES				
Special Education (RS 6500) - restricted	$ 32,531,973	$ 34,485,471	$ 34,203,176	$ 35,383,955
Change from prior year	$ 2,048,776	$ 1,953,498	$ (282,295)	$ 1,180,779
Special Education Mental Health - restricted (RS 3327 & 6546)	$ 3,234,951	$ 3,425,253	$ 3,413,576	$ 3,413,576
Change from prior year	$ 49,916	$ 190,302	$ (11,677)	$ -
Mandate Block Grant	$ 1,586,970	$ 1,544,284	$ 1,680,085	$ 1,751,634
Change from prior year	$ 30,185	$ (42,686)	$ 135,801	$ 71,549
Lottery-unrestricted	$ 6,138,907	$ 6,103,158	$ 6,116,379	$ 6,216,764
Change from prior year	$ (497,654)	$ (35,749)	$ 13,221	$ 100,385
$ per qualified ADA	$ 177	$ 170	$ 170	$ 170
Lottery-restricted	$ 3,806,953	$ 2,405,362	$ 2,410,573	$ 2,450,136
Change from prior year	$ 1,890,906	$ (1,401,591)	$ 5,211	$ 39,563
$ per qualified ADA	$ 82	$ 67	$ 67	$ 67
OTHER LOCAL REVENUES				
All Other Local Revenue- unrestricted and restricted	$ 10,228,182	$ 9,169,982	$ 6,472,002	$ 5,052,711
Change from prior year	$ 4,635,529	$ (1,058,200)	$ (2,697,980)	$ (1,419,291)

PLANNING FACTORS - MULTI-YEAR PROJECTIONS

Dollars relate to unrestricted General Fund unless otherwise noted	Second Interim 2022-23 Budget Assumptions			
	2021-22	2022-23	2023-24	2024-25
EXPENDITURES				
Staffing FTE				
Includes Unschool staffing				
Certificated				
Reg. Ed. based on enrollment	1,336.27	1,343.56	1,340.04	1,335.59
Change from prior year	(13.86)	7.29	(3.52)	(4.45)
Reg. Ed. Reserve	16.00	8.00	8.00	8.00
Change from prior year	8.00	(8.00)	-	-
Reg. Ed. Other Tchr (beyond ratio)	26.40	(24.03)	(2.26)	(2.42)
Change from prior year	9.01	(50.43)	21.77	(0.16)
Reg. Ed. Other Certificated	96.31	88.53	88.53	92.53
Change from prior year	2.41	(7.78)	0.00	4.00
Reg. Ed. Class Size Reduction	122.86	127.47	128.85	130.17
Change from prior year	(2.54)	4.61	1.38	1.32
Expense	$ 12,159,010	$ 13,404,712	$ 14,127,152	$ 14,345,188
Change from prior year	$ (211,876)	$ 1,245,702	$ 722,440	$ 218,036
Grade Span implemented	Fully Implemented	Fully Implemented	Fully Implemented	Fully Implemented
Supplemental Grant	191.27	177.37	185.17	185.17
Change from prior year	14.97	(13.90)	7.80	0.00
Expense	$ 14,877,623	$ 17,705,603	$ 19,434,629	$ 19,593,349
Change from prior year	$ 102,417	$ 2,827,980	$ 1,729,026	$ 158,720
Classified				
Reg. Ed. based on enrollment	195.38	194.50	194.25	194.25
Change from prior year	2.63	(0.88)	(0.25)	-
Reg. Ed. Classified Other, includes reductions	599.92	635.18	641.43	641.43
Change from prior year	(7.51)	35.26	6.25	-
Supplemental Grant	111.26	112.92	116.63	116.63
Change from prior year	(3.52)	1.66	3.71	0.00
Expense	$ 3,751,350	$ 5,009,509	$ 5,526,297	$ 5,569,617
Change from prior year	$ 207,874	$ 1,258,159	$ 516,788	$ 43,320

PLANNING FACTORS - MULTI-YEAR PROJECTIONS

Dollars relate to unrestricted General Fund unless otherwise noted	Second Interim 2022-23 Budget Assumptions			
	2021-22	**2022-23**	**2023-24**	**2024-25**
EXPENDITURES				
Staffing FTE				
Management				
Reg. Ed. based on enrollment	91.00	93.00	92.00	92.00
Change from prior year	-	2.00	(1.00)	-
Reg. Ed. Other Management, including reductions	44.31	43.93	43.93	43.93
Change from prior year	0.54	(0.38)	-	-
Other Staffing Costs				
Salary Cost of Living Adjustment (COLA) Unrestricted Only	$ 30,031,776 (Full year implementation)	$ 50,980,851	$ 61,350,643	$ 61,350,643
Change from prior year	$ 7,023,105	$ 20,949,075	$ 10,369,792	$ -
COLA % - All, except Teamsters	3.55%	10.00%	4.50%	0.00%
COLA %- Teamsters only-current & retro	3.55%	10.00%	4.50%	0.00%
Step and Column (net of retirements) General Fund Unrestricted & Restricted	$ 3,174,078	$ 3,352,980	$ 3,896,819	$ 3,844,989
Certificated non management %	0.90%	0.90%	0.90%	0.90%
Certificated management %	0.80%	0.80%	0.80%	0.80%
Classified %	0.90%	0.90%	0.90%	0.90%
Benefits				
Medical Insurance	$ 36,422,460	$ 36,799,538	$ 38,396,638	$ 40,262,715
Change due to rate change	$ (30,450)	$ 377,078	$ 1,597,100	$ 1,866,077
Premium rate change; % annualized	4.00%	4.24%	4.34%	4.34%
Retiree Medical Insurance	$ 3,993,258	$ 4,527,090	$ 4,803,379	$ 4,834,580
Change due to salary and rate change	$ (144,131)	$ 533,832	$ 276,289	$ 31,201

PLANNING FACTORS - MULTI-YEAR PROJECTIONS

Dollars relate to unrestricted General Fund unless otherwise noted	Second Interim 2022-23 Budget Assumptions			
	2021-22	2022-23	2023-24	2024-25
EXPENDITURES				
Benefits				
Workers' Compensation Insurance	$ 3,922,840	$ 3,993,844	$ 4,290,688	$ 4,326,542
Change due to rate change & transfers	$ 114,924	$ 771,004	$ 296,844	$ 35,854
% of qualified payroll	1.63%	1.62%	1.62%	1.62%
State Teachers Retirement (STRS)	$ 26,905,804	$ 33,387,134	$ 36,118,013	$ 36,419,173
Change due to rate change	$ 2,056,222	$ 6,481,330	$ 2,730,879	$ 301,160
% of qualified payroll	16.92%	19.10%	19.10%	19.10%
Public Employee Retirement (PERS)	$ 8,811,448	$ 12,070,832	$ 13,662,994	$ 14,339,334
Change due to rate change	$ 1,019,543	$ 3,259,384	$ 1,592,162	$ 676,340
% of qualified payroll	22.910%	25.370%	27.00%	28.10%
Supplies and Materials				
Transportation Fuel and Supplies	$ 959,851	$ 1,216,872	$ 1,241,209	$ 1,266,033
Change from prior year	$ 581,717	$ 257,021	$ 24,337	$ 24,824
COLA %	70%	27%	2%	2%
Services and Operating				
Utilities (electric, gas, water, etc.)	$ 8,101,530	$ 9,765,566	$ 10,115,566	$ 10,465,566
Change from prior year	$ 1,529,482	$ 1,664,036	$ 350,000	$ 350,000
Inflation % increase	23.75%	20.54%	2.58%	2.20%
Property and Liability Insurance	$ 3,175,352	$ 3,898,463	$ 4,032,570	$ 4,144,272
Change from prior year	$ 418,434	$ 723,111	$ 134,107	$ 111,702
Inflation % increase	17.48%	22.77%	3.44%	2.77%
Board Election	$ -	$ 247,500	$ -	$ 250,000
Change from prior year	$ (263,700)	$ 247,500	$ (247,500)	$ 250,000

PLANNING FACTORS - MULTI-YEAR PROJECTIONS

Dollars relate to unrestricted General Fund unless otherwise noted	Second Interim 2022-23 Budget Assumptions			
	2021-22	2022-23	2023-24	2024-25
EXPENDITURES				
Services and Operating				
Deferred Maintenance Transfer Out	$ 2,000,000	$ 2,000,000	$ 2,000,000	$ 2,000,000
Change from prior year, Base $ RRMA		$ -	$ -	$ -
Special Education Contribution	$ 34,683,571	$ 39,781,091	$ 44,468,387	$ 46,680,489
Change from prior year	$ 2,619,787	$ 5,097,520	$ 4,687,296	$ 2,212,102
System of Professional Growth	$ 181	$ -	$ -	$ -
Change from prior year	$ (72,731)	$ (181)	$ -	$ -
Restricted Maintenance Account	$ 16,191,321	$ 16,501,541	$ 16,442,726	$ 16,767,509
Change from prior year	$ 845,596	$ 310,220	$ (58,815)	$ 324,783

General Fund Multi-Year Planning Factors

2022-23 Average Salaries

Average salaries based on 2022-23.
Health & Welfare (H&W) and Payroll-Related (P/R) Costs are updated for 2022-23 rates.

		Average/ Average New Hire			Current	Actual	Average	
Classification	Job Code	Salary	H/W	PR Cost	Total	FTE's	Range/Step	Days/Yr
Counselor K-6/7-8/9-12	121 /122 /124	$89,862	$15,979	$22,861	$128,702	78.45	10-09-05	186/195
Nurse	100	$86,494	$14,509	$22,004	$123,007	21.00	17-09-04	187
Psychologist	392 / 136	$119,148	$17,812	$30,311	$167,271	30.80	63-16-06	198
Special Ed Teacher	Various	$88,162	$16,140	$22,428	$126,730	289.40	10-10-04	186/187
Elem. Principal	202 / 203	$139,875	$15,498	$35,584	$190,957	39.00	62-19-06	208
Elem. VP /Adm. Instr. Spclst.	194 /218 / 219	$121,044	$19,153	$30,794	$170,991	12.00	62-16-05	208
Elem. Teacher	Various	$87,814	$14,750	$22,340	$124,904	710.40	10-10-04	186
Elem Prep Tchr (& SpEd)	Various	$87,814	$14,750	$22,340	$124,904	91.68	10-10-04	186
Elem. Secretary	936	$42,792	$11,274	$17,228	$71,294	42.00	85-25-05	229
MS Principal	206	$146,427	$17,028	$37,251	$200,706	9.00	62-21-06	208
MS VP /Adm. Instr. Spclst.	195 / 222	$131,975	$13,436	$33,574	$178,985	10.00	62-17-06	208
MS Teacher	30 / 1013	$87,814	$14,750	$22,340	$124,904	213.30	10-10-04	186
MS Secretary	938	$43,252	$12,891	$17,413	$73,556	11.00	85-25-06	229
Librarian	133	$90,182	$12,392	$22,942	$125,516	9.00	18-10-04	186/195
Teacher on Special Assign	68	$101,946	$18,383	$25,935	$146,264	13.20	07-13-05	190
HS Principal	208 / 209	$164,396	$20,438	$41,822	$226,656	8.00	61-23-06	225
HS VP / Admin. Instr. Spclst.	196 / 224 / 225	$134,589	$17,774	$34,239	$186,602	21.00	62-18-06	208
HS Teacher	40 / 1024	$87,814	$14,750	$22,340	$124,904	450.61	10-10-04	186
HS Secty I	933	$43,052	$15,070	$17,333	$75,455	19.00	85-23-06	239
HS Secty II	931	$50,354	$8,703	$20,273	$79,330	6.00	21-26-06	260
Instructional Asst II	978	$34,470	$12,912	$13,878	$61,260	165.19	85-19B-06	206
Instructional Asst III	919	$34,643	$12,707	$13,947	$61,297	135.97	85-22-05	206
Instructional Assist Bilingual	Various	$32,162	$8,781	$12,948	$53,891	31.38	85-18-05	206
Bus Driver	832	$36,456	$12,356	$14,677	$63,489	68.94	88-24-05	212
Admin. Asst.(Gen.Unit)	930	$47,968	$15,066	$19,312	$82,346	11.00	21-28-04	260
Campus Monitor / Rep	759 / 985	$29,078	$10,069	$11,707	$50,854	38.06	85-13-03	205
Custodian	648	$43,937	$12,515	$17,689	$74,141	143.38	83-20-05	260
Clerk (Elem Add'l Staff)	946	$31,803	$16,914	$12,804	$61,521	26.31	85-14-06	218
ICT (ES,MS,HS Add'l Staff)	944	$35,962	$14,352	$14,478	$64,792	67.63	85-18-06	218
Avg New Hire Teacher	Various	$60,022	$10,124	$15,269	$85,415	177.59	10-06-02	186/187
Avg. Blended(New&AvgTchr)	Various	$73,918	$12,437	$18,805	$105,160		10-07-04	186/187
Average Teacher	Various	$87,814	$14,750	$22,340	$124,904	1,987.53	10-10-04	186/187

SJUSD General Fund Budget

FY 2022-2023

Description	2022-2023 Budget		
	Unrestricted	Restricted	Total Fund
CERTIFICATED SALARIES			
Teacher Salaries	$ 144,733,716.00	$ 46,558,305.00	$ 191,292,021.00
Certificated Pupil Support Salaries	9,458,306	7,761,248	17,219,554
Certificated Supervisor and Administrator Salaries	19,355,572	3,943,989	23,299,561
Other Certificated Salaries	3,930,385	6,773,597	10,703,982
TOTAL CERTIFICATED SALARIES	**$ 177,477,979**	**$ 65,037,139**	**$ 242,515,118**
CLASSIFIED SALARIES			
Classified Instructional Aide Salaries	1,870,032	20,304,286	22,174,318
Classified Support Salaries	20,612,173	13,731,667	34,343,840
Classified Supervisor and Administrator Salaries	6,013,838	4,931,229	10,945,067
Clerical/Office Salaries	17,758,587	2,197,001	19,955,588
Other Classified Salaries	1,377,535	6,445,702	7,823,237
TOTAL CLASSIFIED SALARIES	**$ 47,632,165**	**$ 47,609,885**	**$ 95,242,050**
EMPLOYEE BENEFITS			
STRS (Certificated Retirement System)	33,162,041	32,898,933	66,060,974
PERS (Classified Retirement System)	11,955,064	12,205,640	24,160,704
OASDI (Social Security)	6,345,539	4,694,498	11,040,037
Health Benefits	36,530,086	22,512,718	59,042,804
State Unemployment Insurance	1,141,056	590,089	1,731,145
Worker's Compensation	3,993,844	1,954,918	5,948,762
Retiree Benefits	4,517,279	2,770,958	7,288,237
Other Benefits	3,072,932	1,725,150	4,798,082
TOTAL EMPLOYEE BENEFITS	**$ 100,717,841**	**$ 79,352,904**	**$ 180,070,745**
BOOKS & SUPPLIES			
Approved textbooks/Core Curriculum	0	5,464,187	5,464,187
Books & Other Reference Materials	405,485	1,229,035	1,634,520
Materials & Supplies	6,655,766	17,481,430	24,137,196
Non-Capitalized Equipment	610,773	5,939,051	6,549,824
Food	10,152	1,201,086	1,211,238
TOTAL BOOKS & SUPPLIES	**$ 7,682,176**	**$ 31,314,789**	**$ 38,996,965**
SERVICES AND OTHER OPERATING EXPENDITURES			
Subagreement for Services	289,079	17,726,025	18,015,104
Travel and Conference Fees	776,599	1,014,425	1,791,024
Dues and Memberships	257,953	83,633	341,586
Insurance	3,898,463	175	3,898,638
Utilities	9,265,366	0	9,265,366
Rentals, Leases, and Repairs	1,274,879	422,648	1,697,527
Direct Cost Transfers	-2,831,793	-5,139,397	-7,971,190
Professional/Consulting Services and Operating Expenditures	12,278,036	14,290,314	26,568,350
Communications	1,549,669	220,334	1,770,003
TOTAL SERVICES AND OTHER OPERATING EXPENPENDITURES	**$ 26,758,251**	**$ 28,618,157**	**$55,376,408**
CAPITAL OUTLAY			
Buildings & Building Improvements	0	1,000,000	1,000,000
Equipment	5,360,031	2,140,501	7,500,532
Equipment Replacement	62,709	73,000	135,709
TOTAL CAPITAL OUTLAY	**$ 5,422,740**	**$ 3,213,501**	**$8,636,241**
OTHER OUTGOING			
Tuition	1,497,860	107,404	1,605,264
Direct Support Services Costs	-7,199,112	5,832,394	-1,366,718
Debt Service	300,428	0	300,428
Other Financing Uses	1,676,777	4,785,891	
TOTAL OTHER OUTGOING	$ (3,724,047)	$ 10,725,689	$ 538,974
GENERAL FUND TOTAL EXPENDITURES	**$ 361,967,105**	**$ 265,872,064**	**$ 621,376,501**

Provide methodology and assumptions used to estimate ADA, enrollment, revenues, expenditures, reserves and fund balance, and multiyear commitments (including cost-of-living adjustments).

Deviations from the standards must be explained and may affect the interim certification.

CRITERIA AND STANDARDS

1. CRITERION: Average Daily Attendance

STANDARD: Funded average daily attendance (ADA) for any of the current fiscal year or two subsequent fiscal years has not changed by more than two percent since first interim projections.

District's ADA Standard Percentage Range: **-2.0% to +2.0%**

1A. Calculating the District's ADA Variances

DATA ENTRY: First Interim data that exist will be extracted into the first column, otherwise, enter data for all fiscal years. Second Interim Projected Year Totals data that exist for the current year will be extracted; otherwise, enter data for all fiscal years. Enter district regular ADA and charter school ADA corresponding to financial data reported in the General Fund, only, for all fiscal years.

Estimated Funded ADA

Fiscal Year	First Interim Projected Year Totals (Form 01CSI, Item 1A)	Second Interim Projected Year Totals (Form AI, Lines A4 and C4)	Percent Change	Status
Current Year (2022-23)				
District Regular	36,883.62	36,883.62		
Charter School	0.00	0.00		
Total ADA	**36,883.62**	**36,883.62**	**0.0%**	**Met**
1st Subsequent Year (2023-24)				
District Regular	35,890.36	35,726.45		
Charter School				
Total ADA	**35,890.36**	**35,726.45**	**(.5%)**	**Met**
2nd Subsequent Year (2024-25)				
District Regular	35,461.53	34,891.53		
Charter School				
Total ADA	**35,461.53**	**34,891.53**	**(1.6%)**	**Met**

1B. Comparison of District ADA to the Standard

DATA ENTRY: Enter an explanation if the standard is not met.

1a. STANDARD MET - Funded ADA has not changed since first interim projections by more than two percent in any of the current year or two subsequent fiscal years.

Explanation:
(required if NOT met)

2. CRITERION: Enrollment

STANDARD: Projected enrollment for any of the current fiscal year or two subsequent fiscal years has not changed by more than two percent since first interim projections

District's Enrollment Standard Percentage Range: **-2.0% to +2.0%**

2A. Calculating the District's Enrollment Variances

DATA ENTRY: First Interim data that exist will be extracted; otherwise, enter data into the first column for all fiscal years. Enter data in the second column for all fiscal years. Enter district regular enrollment and charter school enrollment corresponding to financial data reported in the General Fund, only, for all fiscal years.

Fiscal Year	Enrollment First Interim (Form 01CSI, Item 2A)	Enrollment Second Interim CBEDS/Projected	Percent Change	Status
Current Year (2022-23)				
District Regular	37,597.00	37,902.00		
Charter School				
Total Enrollment	**37,597.00**	**37,902.00**	**.8%**	**Met**
1st Subsequent Year (2023-24)				
District Regular	37,360.00	37,911.00		
Charter School				
Total Enrollment	**37,360.00**	**37,911.00**	**1.5%**	**Met**
2nd Subsequent Year (2024-25)				
District Regular	37,360.00	37,711.00		
Charter School				
Total Enrollment	**37,360.00**	**37,711.00**	**.9%**	**Met**

2B. Comparison of District Enrollment to the Standard

DATA ENTRY: Enter an explanation if the standard is not met.

1a. STANDARD MET - Enrollment projections have not changed since first interim projections by more than two percent for the current year and two subsequent fiscal years.

Explanation:
(required if NOT met)

3. CRITERION: ADA to Enrollment

STANDARD: Projected second period (P-2) average daily attendance (ADA) to enrollment ratio for any of the current fiscal year or two subsequent fiscal years has not increased from the historical average ratio from the three prior fiscal years by more than one half of one percent (0.5%).

3A. Calculating the District's ADA to Enrollment Standard

DATA ENTRY: Unaudited Actuals data that exist will be extracted into the P-2 ADA column for the First Prior Year; otherwise, enter First Prior Year data. P-2 ADA for the second and third prior years are preloaded. First Interim data that exist will be extracted into the Enrollment column; otherwise, enter Enrollment data for all fiscal years. Data should reflect district regular and charter school ADA/enrollment corresponding to financial data reported in the General Fund, only, for all fiscal years.

Fiscal Year	P-2 ADA Unaudited Actuals (Form A, Lines A4 and C4)	Enrollment CBEDS Actual (Form 01CSI, Item 3A)	Historical Ratio of ADA to Enrollment
Third Prior Year (2019-20)			
District Regular	37,437	39,445	
Charter School		0	
Total ADA/Enrollment	**37,437**	**39,445**	**94.9%**
Second Prior Year (2020-21)			
District Regular	37,437	38,945	
Charter School		0	
Total ADA/Enrollment	**37,437**	**38,945**	**96.1%**
First Prior Year (2021-22)			
District Regular	33,973	38,077	
Charter School		0	
Total ADA/Enrollment	**33,973**	**38,077**	**89.2%**
		Historical Average Ratio:	93.4%
		District's ADA to Enrollment Standard (historical average ratio plus 0.5%):	**93.9%**

3B. Calculating the District's Projected Ratio of ADA to Enrollment

DATA ENTRY: Estimated P-2 ADA will be extracted into the first column for the Current Year; enter data in the first column for the subsequent fiscal years. Data should reflect district regular and charter school ADA/enrollment corresponding to financial data reported in the General Fund, only, for all fiscal years. All other data are extracted.

Fiscal Year	Estimated P-2 ADA (Form AI, Lines A4 and C4)	Enrollment CBEDS/Projected (Criterion 2, Item 2A)	Ratio of ADA to Enrollment	Status
Current Year (2022-23)				
District Regular	34,252	37,902		
Charter School	0			
Total ADA/Enrollment	**34,252**	**37,902**	**90.4%**	**Met**
1st Subsequent Year (2023-24)				
District Regular	34,326	37,911		
Charter School				
Total ADA/Enrollment	**34,326**	**37,911**	**90.5%**	**Met**
2nd Subsequent Year (2024-25)				
District Regular	34,892	37,711		
Charter School				
Total ADA/Enrollment	**34,892**	**37,711**	**92.5%**	**Met**

3C. Comparison of District ADA to Enrollment Ratio to the Standard

DATA ENTRY: Enter an explanation if the standard is not met.

1a. STANDARD MET - Projected P-2 ADA to enrollment ratio has not exceeded the standard for the current year and two subsequent fiscal years.

Explanation:
(required if NOT met)

4. CRITERION: LCFF Revenue

STANDARD: Projected LCFF revenue for any of the current fiscal year or two subsequent fiscal years has not changed by more than two percent since first interim projections.

District's LCFF Revenue Standard Percentage Range: **-2.0% to +2.0%**

4A. Calculating the District's Projected Change in LCFF Revenue

DATA ENTRY: First Interim data that exist will be extracted; otherwise, enter data into the first column. In the Second Interim column, Current Year data are extracted; enter data for the two subsequent years.

	LCFF Revenue (Fund 01, Objects 8011, 8012, 8020-8089)			
Fiscal Year	First Interim (Form 01CSI, Item 4A)	Second Interim Projected Year Totals	Percent Change	Status
Current Year (2022-23)	458,542,251.00	460,497,200.00	.4%	Met
1st Subsequent Year (2023-24)	471,344,904.00	491,145,402.00	4.2%	Not Met
2nd Subsequent Year (2024-25)	484,686,349.00	504,771,817.00	4.1%	Not Met

4B. Comparison of District LCFF Revenue to the Standard

DATA ENTRY: Enter an explanation if the standard is not met.

1a. STANDARD NOT MET - Projected LCFF revenue has changed since first interim projections by more than two percent in any of the current year or two subsequent fiscal years. Provide reasons why the change(s) exceed the standard and a description of the methods and assumptions used in projecting LCFF revenue.

Explanation:
(required if NOT met)

The LCFF funding formula now includes the option of being funded on the higher ADA of current year, prior year or the average of the 3 prior years. The district is being fund on the 3 prior years average ADA. The increase also includes a COLA based on the approved State budget.

5. CRITERION: Salaries and Benefits

STANDARD: Projected ratio of total unrestricted salaries and benefits to total unrestricted general fund expenditures for any of the current fiscal year or two subsequent fiscal years has not changed from the historical average ratio from the three prior fiscal years by more than the greater of three percent or the district's required reserves percentage.

5A. Calculating the District's Historical Average Ratio of Unrestricted Salaries and Benefits to Total Unrestricted General Fund Expenditures

DATA ENTRY: Unaudited Actuals data that exist for the First Prior Year will be extracted; otherwise, enter data for the First Prior Year. Unaudited Actuals data for the second and third prior years are preloaded.

Fiscal Year	Unaudited Actuals - Unrestricted (Resources 0000-1999) Salaries and Benefits (Form 01, Objects 1000-3999)	Total Expenditures (Form 01, Objects 1000-7499)	Ratio of Unrestricted Salaries and Benefits to Total Unrestricted Expenditures
Third Prior Year (2019-20)	295,160,436.01	312,419,348.33	94.5%
Second Prior Year (2020-21)	279,494,759.86	294,582,099.92	94.9%
First Prior Year (2021-22)	291,824,905.32	313,620,208.49	93.1%
		Historical Average Ratio:	94.1%

	Current Year (2022-23)	1st Subsequent Year (2023-24)	2nd Subsequent Year (2024-25)
District's Reserve Standard Percentage (Criterion 10B, Line 4)	2%	2%	2%
District's Salaries and Benefits Standard (historical average ratio, plus/minus the greater of 3% or the district's reserve standard percentage):	**91.1% to 97.1%**	**91.1% to 97.1%**	**91.1% to 97.1%**

5B. Calculating the District's Projected Ratio of Unrestricted Salaries and Benefits to Total Unrestricted General Fund Expenditures

DATA ENTRY: If Form MYPI exists, Projected Year Totals data for the two subsequent years will be extracted; if not, enter Projected Year Totals data. Projected Year Totals data for Current Year are extracted.

Fiscal Year	Projected Year Totals - Unrestricted (Resources 0000-1999) Salaries and Benefits (Form 01I, Objects 1000-3999) (Form MYPI, Lines B1-B3)	Total Expenditures (Form 01I, Objects 1000-7499) (Form MYPI, Lines B1-B8, B10)	Ratio of Unrestricted Salaries and Benefits to Total Unrestricted Expenditures	Status
Current Year (2022-23)	325,827,985.00	360,290,328.00	90.4%	Not Met
1st Subsequent Year (2023-24)	345,881,274.00	377,265,005.36	91.7%	Met
2nd Subsequent Year (2024-25)	350,429,915.00	383,990,506.72	91.3%	Met

5C. Comparison of District Salaries and Benefits Ratio to the Standard

DATA ENTRY: Enter an explanation if the standard is not met.

1a. STANDARD NOT MET - Projected ratio of unrestricted salary and benefit costs to total unrestricted expenditures has changed by more than the standard in any of the current year or two subsequent fiscal years. Provide reasons why the change(s) exceed the standard and a description of the methods and assumptions used in projecting salaries and benefits.

Explanation:
(required if NOT met)

There were additional funds used to purchase buses causing the expenses to be higher than normal.

6. CRITERION: Other Revenues and Expenditures

STANDARD: Projected operating revenues (including federal, other state and other local) or expenditures (including books and supplies, and services and other operating), for any of the current fiscal year or two subsequent fiscal years, have not changed by more than five percent since first interim projections. Changes that exceed five percent in any major object category must be explained.

District's Other Revenues and Expenditures Standard Percentage Range:	**-5.0% to +5.0%**
District's Other Revenues and Expenditures Explanation Percentage Range:	**-5.0% to +5.0%**

6A. Calculating the District's Change by Major Object Category and Comparison to the Explanation Percentage Range

DATA ENTRY: First Interim data that exist will be extracted; otherwise, enter data into the first column. Second Interim data for the Current Year are extracted. If Second Interim Form MYPI exists, data for the two subsequent years will be extracted; if not, enter data for the two subsequent years into the second column. Explanations must be entered for each category if the percent change for any year exceeds the district's explanation percentage range.

Object Range / Fiscal Year	First Interim Projected Year Totals (Form 01CSI, Item 6A)	Second Interim Projected Year Totals (Fund 01) (Form MYPI)	Percent Change	Change Is Outside Explanation Range
Federal Revenue (Fund 01, Objects 8100-8299) (Form MYPI, Line A2)				
Current Year (2022-23)	99,591,783.00	99,510,023.00	-.1%	No
1st Subsequent Year (2023-24)	87,898,647.00	91,931,671.30	4.6%	No
2nd Subsequent Year (2024-25)	32,675,673.00	34,349,125.00	5.1%	Yes

Explanation: (required if Yes)

2022/23 and 2023/24 include one-time funds related to COVID that will be spent out through 2024/25, adjustments to Special Education funding, Title I, II, III and American Rescue Plan funding. Also, included are reductions for the CA Community School Partnership program, Alternative Dispute Resolution, Project CalWELL, Refugee School Impact grant, the Student Support Academic Enrichment grant and the COPS grant being fully spent out.

Other State Revenue (Fund 01, Objects 8300-8599) (Form MYPI, Line A3)				
Current Year (2022-23)	169,048,319.00	159,896,459.00	-5.4%	Yes
1st Subsequent Year (2023-24)	99,331,342.00	101,274,086.15	2.0%	No
2nd Subsequent Year (2024-25)	96,280,184.00	100,936,575.07	4.8%	No

Explanation: (required if Yes)

State revenues have decreased for 2022/23 due to adjustments in the In-Person Learning Grant, Early Literacy Support Block Grant, the California Teaching Commission Residency Grant, Safe Routes to School and the Art, Music & Instructional Materials Discretionary Block Grant.

Other Local Revenue (Fund 01, Objects 8600-8799) (Form MYPI, Line A4)				
Current Year (2022-23)	6,715,645.00	9,844,603.00	46.6%	Yes
1st Subsequent Year (2023-24)	5,125,451.00	6,857,618.00	33.8%	Yes
2nd Subsequent Year (2024-25)	3,706,220.00	6,893,646.00	86.0%	Yes

Explanation: (required if Yes)

The current year increase is due to adjustments 21st Century Title IV, After School Learning/Safe Neighborhood, E-Rate funding, donations, Intel Foundation funding, Stipends paid by Boosters, ROTC, Fee Based Dental program and Use of Faculties Performing Arts Center. The change in 2023/24 and 2024/25 is due to a canceled prior year AR in 2022/23 that reduced revenue, adjustments to anticipated participation and Camp Withers, Use of Facilities Performing Arts Center, E-Rate isn't budgeted till applications are approved, Safe Routes Grant spending out the carryover and other misc. revenue that is not budgeted till received.

Books and Supplies (Fund 01, Objects 4000-4999) (Form MYPI, Line B4)				
Current Year (2022-23)	37,501,372.00	38,996,965.00	4.0%	No
1st Subsequent Year (2023-24)	25,707,232.00	27,425,176.21	6.7%	Yes
2nd Subsequent Year (2024-25)	27,280,560.00	28,802,246.37	5.6%	Yes

Explanation: (required if Yes)

Current year adjustments are due to increases in computer purchases, site AV equipment, CTE tool sets and medical pathway equipment, refrigerators for after school programs, movement to cover discretionary salaries and adjustments in projected carryover for 2022/23. Also, included are budgets for the new Universal Prekindergarten Grant, and Tobacco-Use Prevention Education Program (TUPE) Grants. The changes in 2023/24 and 2024/25 are based on fuel cost, future textbook adoptions and COVID related funds being spent down, along with adjustments to grant awards.

Services and Other Operating Expenditures (Fund 01, Objects 5000-5999) (Form MYPI, Line B5)				
Current Year (2022-23)	48,852,487.00	55,376,408.00	13.4%	Yes
1st Subsequent Year (2023-24)	38,813,872.00	42,459,913.79	9.4%	Yes
2nd Subsequent Year (2024-25)	35,541,751.00	40,020,870.06	12.6%	Yes

Explanation: (required if Yes)

Current year adjustments are due to changes in professional development, software/technology related purchases, facilities rentals, other services, miscellaneous income being budgeted when received, increase in field trips, NPS costs, maintenance repairs and projected carryovers for 2022/23. The changes for 2023/24 and 2024/25 include increases in utilities, insurance and CPI % being applied, which are offset by reductions for the new ERP implementation being completed in 2023/24, and COVID related funds being spent down.

6B. Calculating the District's Change in Total Operating Revenues and Expenditures

DATA ENTRY: All data are extracted or calculated.

Object Range / Fiscal Year	First Interim Projected Year Totals	Second Interim Projected Year Totals	Percent Change	Status
Total Federal, Other State, and Other Local Revenue (Section 6A)				
Current Year (2022-23)	275,355,747.00	269,251,085.00	-2.2%	Met
1st Subsequent Year (2023-24)	192,355,440.00	200,063,375.45	4.0%	Met
2nd Subsequent Year (2024-25)	132,662,077.00	142,179,346.07	7.2%	Not Met
Total Books and Supplies, and Services and Other Operating Expenditures (Section 6A)				
Current Year (2022-23)	86,353,859.00	94,373,373.00	9.3%	Not Met
1st Subsequent Year (2023-24)	64,521,104.00	69,885,090.00	8.3%	Not Met
2nd Subsequent Year (2024-25)	62,822,311.00	68,823,116.43	9.6%	Not Met

6C. Comparison of District Total Operating Revenues and Expenditures to the Standard Percentage Range

DATA ENTRY: Explanations are linked from Section 6A if the status in Section 6B is Not Met; no entry is allowed below.

1a. STANDARD NOT MET - One or more projected operating revenue have changed since first interim projections by more than the standard in one or more of the current year or two subsequent fiscal years. Reasons for the projected change, descriptions of the methods and assumptions used in the projections, and what changes, if any, will be made to bring the projected operating revenues within the standard must be entered in Section 6A above and will also display in the explanation box below.

Explanation: Federal Revenue (linked from 6A if NOT met)

2022/23 and 2023/24 include one-time funds related to COVID that will be spent out through 2024/25, adjustments to Special Education funding, Title I, II, III and American Rescue Plan funding. Also, included are reductions for the CA Community School Partnership program, Alternative Dispute Resolution, Project CalWELL, Refugee School Impact grant, the Student Support Academic Enrichment grant and the COPS grant being fully spent out.

Explanation: Other State Revenue (linked from 6A if NOT met)

State revenues have decreased for 2022/23 due to adjustments in the In-Person Learning Grant, Early Literacy Support Block Grant, the California Teaching Commission Residency Grant, Safe Routes to School and the Art, Music & Instructional Materials Discretionary Block Grant.

Explanation: Other Local Revenue (linked from 6A if NOT met)

The current year increase is due to adjustments 21st Century Title IV, After School Learning/Safe Neighborhood, E-Rate funding, donations, Intel Foundation funding, Stipends paid by Boosters, ROTC, Fee Based Dental program and Use of Faculties Performing Arts Center. The change in 2023/24 and 2024/25 is due to a canceled prior year AR in 2022/23 that reduced revenue, adjustments to anticipated participation and Camp Withers, Use of Facilities Performing Arts Center, E-Rate isn't budgeted till applications are approved, Safe Routes Grant spending out the carryover and other misc. revenue that is not budgeted till received.

1b. STANDARD NOT MET - One or more total operating expenditures have changed since first interim projections by more than the standard in one or more of the current year or two subsequent fiscal years. Reasons for the projected change, descriptions of the methods and assumptions used in the projections, and what changes, if any, will be made to bring the projected operating revenues within the standard must be entered in Section 6A above and will also display in the explanation box below.

Explanation: Books and Supplies (linked from 6A if NOT met)

Current year adjustments are due to increases in computer purchases, site AV equipment, CTE tool sets and medical pathway equipment, refrigerators for after school programs, movement to cover discretionary salaries and adjustments in projected carryover for 2022/23. Also, included are budgets for the new Universal Prekindergarten Grant, and Tobacco-Use Prevention Education Program (TUPE) Grants. The changes in 2023/24 and 2024/25 are based on fuel cost, future textbook adoptions and COVID related funds being spent down, along with adjustments to grant awards.

Explanation: Services and Other Exps (linked from 6A if NOT met)

Current year adjustments are due to changes in professional development, software/technology related purchases, facilities rentals, other services, miscellaneous income being budgeted when received, increase in field trips, NPS costs, maintenance repairs and projected carryovers for 2022/23. The changes for 2023/24 and 2024/25 include increases in utilities, insurance and CPI % being applied, which are offset by reductions for the new ERP implementation being completed in 2023/24, and COVID related funds being spent down.

7. CRITERION: Facilities Maintenance

STANDARD: Identify changes that have occurred since first interim projections in the projected contributions for facilities maintenance funding as required pursuant to Education Code Section 17070.75, or in how the district is providing adequately to preserve the functionality of its facilities for their normal life in accordance with Education Code sections 52060(d)(1) and 17002(d)(1).

Determining the District's Compliance with the Contribution Requirement for EC Section 17070.75 - Ongoing and Major Maintenance/Restricted Maintenance Account (OMMA/RMA)

NOTE: EC Section 17070.75 requires the district to deposit into the account a minimum amount equal to or greater than three percent of the total general fund expenditures and other financing uses for that fiscal year. Statutes exclude the following resource codes from the total general fund expenditures calculation: 3210, 3212, 3213, 3214, 3215, 3216, 3218, 3219, 5316, 7027, and 7690.

DATA ENTRY: Enter the Required Minimum Contribution if First Interim data does not exist. First Interim data that exist will be extracted; otherwise, enter First Interim data into lines 1, if applicable, and 2. All other data are extracted.

		Required Minimum Contribution	Second Interim Contribution Projected Year Totals (Fund 01, Resource 8150, Objects 8900-8999)	Status
1.	OMMA/RMA Contribution	16,501,541.00	16,501,541.00	Met
2.	First Interim Contribution (information only) (Form 01CSI, First Interim, Criterion 7, Line 1)		16,423,426.00	

If status is not met, enter an X in the box that best describes why the minimum required contribution was not made:

	Not applicable (district does not participate in the Leroy F. Greene School Facilities Act of 1998)
	Exempt (due to district's small size [EC Section 17070.75 (b)(2)(E)])
	Other (explanation must be provided)

Explanation:
(required if NOT met and Other is marked)

8. CRITERION: Deficit Spending

STANDARD: Unrestricted deficit spending (total unrestricted expenditures and other financing uses is greater than total unrestricted revenues and other financing sources) as a percentage of total unrestricted expenditures and other financing uses, has not exceeded one-third of the district's available reserves[1] as a percentage of total expenditures and other financing uses[2] in any of the current fiscal year or two subsequent fiscal years.

[1]Available reserves are the unrestricted amounts in the Stabilization Arrangements, Reserve for Economic Uncertainties, and Unassigned/Unappropriated accounts in the General Fund and the Special Reserve Fund for Other Than Capital Outlay Projects. Available reserves will be reduced by any negative ending balances in restricted resources in the General Fund.

[2]A school district that is the Administrative Unit of a Special Education Local Plan Area (SELPA) may exclude from its expenditures the distribution of funds to its participating members.

8A. Calculating the District's Deficit Spending Standard Percentage Levels

DATA ENTRY: All data are extracted or calculated.

	Current Year (2022-23)	1st Subsequent Year (2023-24)	2nd Subsequent Year (2024-25)
District's Available Reserve Percentages (Criterion 10C, Line 9)	10.6%	15.3%	19.8%
District's Deficit Spending Standard Percentage Levels (one-third of available reserve percentage):	**3.5%**	**5.1%**	**6.6%**

8B. Calculating the District's Deficit Spending Percentages

DATA ENTRY: Current Year data are extracted. If Form MYPI exists, data for the two subsequent years will be extracted; if not, enter data for the two subsequent years into the first and second columns.

	Projected Year Totals			
Fiscal Year	Net Change in Unrestricted Fund Balance (Form 01I, Section E) (Form MYPI, Line C)	Total Unrestricted Expenditures and Other Financing Uses (Form 01I, Objects 1000-7999) (Form MYPI, Line B11)	Deficit Spending Level (If Net Change in Unrestricted Fund Balance is negative, else N/A)	Status
Current Year (2022-23)	21,836,016.00	361,967,105.00	N/A	Met
1st Subsequent Year (2023-24)	28,947,381.64	377,317,478.36	N/A	Met
2nd Subsequent Year (2024-25)	31,085,095.28	384,035,948.72	N/A	Met

8C. Comparison of District Deficit Spending to the Standard

DATA ENTRY: Enter an explanation if the standard is not met.

1a. STANDARD MET - Unrestricted deficit spending, if any, has not exceeded the standard percentage level in any of the current year or two subsequent fiscal years.

Explanation:
(required if NOT met)

9. CRITERION: Fund and Cash Balances

A. FUND BALANCE STANDARD: Projected general fund balance will be positive at the end of the current fiscal year and two subsequent fiscal years.

9A-1. Determining if the District's General Fund Ending Balance is Positive

DATA ENTRY: Current Year data are extracted. If Form MYPI exists, data for the two subsequent years will be extracted; if not, enter data for the two subsequent years.

Fiscal Year	Ending Fund Balance General Fund Projected Year Totals (Form 01I, Line F2) (Form MYPI, Line D2)	Status
Current Year (2022-23)	222,713,038.89	Met
1st Subsequent Year (2023-24)	257,070,557.60	Met
2nd Subsequent Year (2024-25)	289,396,233.86	Met

9A-2. Comparison of the District's Ending Fund Balance to the Standard

DATA ENTRY: Enter an explanation if the standard is not met.

1a. STANDARD MET - Projected general fund ending balance is positive for the current fiscal year and two subsequent fiscal years.

Explanation:
(required if NOT met)

B. CASH BALANCE STANDARD: Projected general fund cash balance will be positive at the end of the current fiscal year.

9B-1. Determining if the District's Ending Cash Balance is Positive

DATA ENTRY: If Form CASH exists, data will be extracted; if not, data must be entered below.

Fiscal Year	Ending Cash Balance General Fund (Form CASH, Line F, June Column)	Status
Current Year (2022-23)	260,558,597.66	Met

9B-2. Comparison of the District's Ending Cash Balance to the Standard

DATA ENTRY: Enter an explanation if the standard is not met.

1a. STANDARD MET - Projected general fund cash balance will be positive at the end of the current fiscal year.

Explanation:
(required if NOT met)

10. CRITERION: Reserves

STANDARD: Available reserves[1] for any of the current fiscal year or two subsequent fiscal years are not less than the following percentages or amounts[2] as applied to total expenditures and other financing uses[3]:

DATA ENTRY: Current Year data are extracted. If Form MYPI exists, 1st and 2nd Subsequent Year data will be extracted. If not, enter district regular ADA and charter school ADA corresponding to financial data reported in the General Fund, only, for the two subsequent years.

Percentage Level	District ADA	
5% or $75,000 (greater of)	0	to 300
4% or $75,000 (greater of)	301	to 1,000
3%	1,001	to 30,000
2%	30,001	to 400,000
1%	400,001	and over

[1] Available reserves are the unrestricted amounts in the Stabilization Arrangements, Reserve for Economic Uncertainties, and Unassigned/Unappropriated accounts in the General Fund and Special Reserve Fund for Other Than Capital Outlay Projects. Available reserves will be reduced by any negative ending balances in restricted resources in the General Fund.

[2] Dollar amounts to be adjusted annually by the prior year statutory cost-of-living adjustment (Education Code Section 42238), rounded to the nearest thousand.

[3] A school district that is the Administrative Unit (AU) of a Special Education Local Plan Area (SELPA) may exclude from its expenditures the distribution of funds to its participating members.

	Current Year (2022-23)	1st Subsequent Year (2023-24)	2nd Subsequent Year (2024-25)
District Estimated P-2 ADA (Current Year, Form AI, Lines A4 and C4. Subsequent Years, Form MYPI, Line F2, if available.)	34,251.68	34,326.15	34,891.53
District's Reserve Standard Percentage Level:	**2%**	**2%**	**2%**

10A. Calculating the District's Special Education Pass-through Exclusions (only for districts that serve as the AU of a SELPA)

DATA ENTRY: For SELPA AUs, if Form MYPI exists, all data will be extracted including the Yes/No button selection. If not, click the appropriate Yes or No button for item 1 and, if Yes, enter data for item 2a and for the two subsequent years in item 2b; Current Year data are extracted.

For districts that serve as the AU of a SELPA (Form MYPI, Lines F1a, F1b1, and F1b2):

1. Do you choose to exclude from the reserve calculation the pass-through funds distributed to SELPA members? Yes
2. If you are the SELPA AU and are excluding special education pass-through funds:
   a. Enter the name(s) of the SELPA(s):

	Current Year Projected Year Totals (2022-23)	1st Subsequent Year (2023-24)	2nd Subsequent Year (2024-25)
b. Special Education Pass-through (Fund 10, resources 3300-3499, 6500-6540 and 6546, objects 7211-7213 and 7221-7223)	6,190,626.00	6,491,800.00	6,706,187.00

10B. Calculating the District's Reserve Standard

DATA ENTRY: If Form MYPI exists, all data will be extracted or calculated. If not, enter data for line 1 for the two subsequent years; Current Year data are extracted.

		Current Year Projected Year Totals (2022-23)	1st Subsequent Year (2023-24)	2nd Subsequent Year (2024-25)
1.	Expenditures and Other Financing Uses (Form 01I, objects 1000-7999) (Form MYPI, Line B11)	627,839,169.00	627,664,544.74	584,862,132.81
2.	Plus: Special Education Pass-through (Criterion 10A, Line 2b, if Criterion 10A, Line 1 is No)			
3.	Total Expenditures and Other Financing Uses (Line B1 plus Line B2)	627,839,169.00	627,664,544.74	584,862,132.81
4.	Reserve Standard Percentage Level	2%	2%	2%
5.	Reserve Standard - by Percent (Line B3 times Line B4)	12,556,783.38	12,553,290.89	11,697,242.66

6.	Reserve Standard - by Amount ($75,000 for districts with less than 1,001 ADA, else 0)	0.00	0.00	0.00
7.	**District's Reserve Standard (Greater of Line B5 or Line B6)**	**12,556,783.38**	**12,553,290.89**	**11,697,242.66**

10C. Calculating the District's Available Reserve Amount

DATA ENTRY: All data are extracted from fund data and Form MYPI. If Form MYPI does not exist, enter data for the two subsequent years.

Reserve Amounts (Unrestricted resources 0000-1999 except Line 4)	Current Year Projected Year Totals (2022-23)	1st Subsequent Year (2023-24)	2nd Subsequent Year (2024-25)
1. General Fund - Stabilization Arrangements (Fund 01, Object 9750) (Form MYPI, Line E1a)	0.00		
2. General Fund - Reserve for Economic Uncertainties (Fund 01, Object 9789) (Form MYPI, Line E1b)	12,556,783.38	12,553,290.89	11,697,242.66
3. General Fund - Unassigned/Unappropriated Amount (Fund 01, Object 9790) (Form MYPI, Line E1c)	54,032,312.75	83,525,373.25	104,158,037.16
4. General Fund - Negative Ending Balances in Restricted Resources (Fund 01, Object 979Z, if negative, for each of resources 2000-9999) (Form MYPI, Line E1d)	(.28)	0.00	0.00
5. Special Reserve Fund - Stabilization Arrangements (Fund 17, Object 9750) (Form MYPI, Line E2a)	0.00		
6. Special Reserve Fund - Reserve for Economic Uncertainties (Fund 17, Object 9789) (Form MYPI, Line E2b)	0.00		
7. Special Reserve Fund - Unassigned/Unappropriated Amount (Fund 17, Object 9790) (Form MYPI, Line E2c)	0.00		
8. District's Available Reserve Amount (Lines C1 thru C7)	66,589,095.85	96,078,664.14	115,855,279.82
9. District's Available Reserve Percentage (Information only) (Line 8 divided by Section 10B, Line 3)	10.61%	15.31%	19.81%
District's Reserve Standard (Section 10B, Line 7):	**12,556,783.38**	**12,553,290.89**	**11,697,242.66**
Status:	Met	Met	Met

10D. Comparison of District Reserve Amount to the Standard

DATA ENTRY: Enter an explanation if the standard is not met.

1a. STANDARD MET - Available reserves have met the standard for the current year and two subsequent fiscal years.

Explanation:
(required if NOT met)

SUPPLEMENTAL INFORMATION

DATA ENTRY: Click the appropriate Yes or No button for items S1 through S4. Enter an explanation for each Yes answer.

S1. Contingent Liabilities

1a. Does your district have any known or contingent liabilities (e.g., financial or program audits, litigation, state compliance reviews) that have occurred since first interim projections that may impact the budget? — No

1b. If Yes, identify the liabilities and how they may impact the budget:

S2. Use of One-time Revenues for Ongoing Expenditures

1a. Does your district have ongoing general fund expenditures funded with one-time revenues that have changed since first interim projections by more than five percent? — No

1b. If Yes, identify the expenditures and explain how the one-time resources will be replaced to continue funding the ongoing expenditures in the following fiscal years:

S3. Temporary Interfund Borrowings

1a. Does your district have projected temporary borrowings between funds? (Refer to Education Code Section 42603) — No

1b. If Yes, identify the interfund borrowings:

S4. Contingent Revenues

1a. Does your district have projected revenues for the current fiscal year or either of the two subsequent fiscal years contingent on reauthorization by the local government, special legislation, or other definitive act (e.g., parcel taxes, forest reserves)? — No

1b. If Yes, identify any of these revenues that are dedicated for ongoing expenses and explain how the revenues will be replaced or expenditures reduced:

S5. Contributions

Identify projected contributions from unrestricted resources in the general fund to restricted resources in the general fund for the current fiscal year and two subsequent fiscal years. Provide an explanation if contributions have changed by more than $20,000 and more than five percent since first interim projections.

Identify projected transfers to or from the general fund to cover operating deficits in either the general fund or any other fund for the current fiscal year and two subsequent fiscal years. Provide an explanation if transfers have changed by more than $20,000 and more than five percent since first interim projections.

Identify capital project cost overruns that have occurred since first interim projections that may impact the general fund budget.

District's Contributions and Transfers Standard: **-5.0% to +5.0% or -$20,000 to +$20,000**

S5A. Identification of the District's Projected Contributions, Transfers, and Capital Projects that may Impact the General Fund

DATA ENTRY: First Interim data that exist will be extracted; otherwise, enter data into the first column. For Contributions, the Second Interim's Current Year data will be extracted. Enter Second Interim Contributions for the 1st and 2nd Subsequent Years. For Transfers In and Transfers Out, the Second Interim's Current Year data will be extracted. If Form MYPI exists, the data will be extracted into the Second Interim column for the 1st and 2nd Subsequent Years. If Form MYPI does not exist, enter data for 1st and 2nd Subsequent Years. Click on the appropriate button for Item 1d; all other data will be calculated.

Description / Fiscal Year	First Interim (Form 01CSI, Item S5A)	Second Interim Projected Year Totals	Percent Change	Amount of Change	Status
1a. **Contributions, Unrestricted General Fund (Fund 01, Resources 0000-1999, Object 8980)**					
Current Year (2022-23)	(59,589,226.00)	(58,279,698.00)	-2.2%	(1,309,528.00)	Met
1st Subsequent Year (2023-24)	(62,481,827.07)	(63,224,561.00)	1.2%	742,733.93	Met
2nd Subsequent Year (2024-25)	(66,058,680.62)	(67,588,586.00)	2.3%	1,529,905.38	Met
1b. **Transfers In, General Fund ***					
Current Year (2022-23)	1,000.00	1,000.00	0.0%	0.00	Met
1st Subsequent Year (2023-24)	1,000.00	1,000.00	0.0%	0.00	Met
2nd Subsequent Year (2024-25)	1,000.00	1,000.00	0.0%	0.00	Met
1c. **Transfers Out, General Fund ***					
Current Year (2022-23)	6,405,613.00	6,462,668.00	.9%	57,055.00	Met
1st Subsequent Year (2023-24)	2,052,892.00	2,056,837.00	.2%	3,945.00	Met
2nd Subsequent Year (2024-25)	2,164,537.00	2,049,937.00	-5.3%	(114,600.00)	Not Met

1d. **Capital Project Cost Overruns**

Have capital project cost overruns occurred since first interim projections that may impact the general fund operational budget? **No**

* Include transfers used to cover operating deficits in either the general fund or any other fund.

S5B. Status of the District's Projected Contributions, Transfers, and Capital Projects

DATA ENTRY: Enter an explanation if Not Met for items 1a-1c or if Yes for Item 1d.

1a. MET - Projected contributions have not changed since first interim projections by more than the standard for the current year and two subsequent fiscal years.

Explanation: (required if NOT met)

1b. MET - Projected transfers in have not changed since first interim projections by more than the standard for the current year and two subsequent fiscal years.

Explanation: (required if NOT met)

1c. NOT MET - The projected transfers out of the general fund have changed since first interim projections by more than the standard for any of the current year or subsequent two fiscal years. Identify the amounts transferred, by fund, and whether transfers are ongoing or one-time in nature. If ongoing, explain the district's plan, with timeframes, for reducing or eliminating the transfers.

Explanation:
(required if NOT met)

The change in 2024/25 is due to a decrease in custodial charges from General fund to the Building fund.

1d. NO - There have been no capital project cost overruns occurring since first interim projections that may impact the general fund operational budget.

Project Information:
(required if YES)

S6. Long-term Commitments

Identify all existing and new multiyear commitments[1] and their annual required payment for the current fiscal year and two subsequent fiscal years. Explain how any increase in annual payments will be funded. Also, explain how any decrease to funding sources used to pay long-term commitments will be replaced.

[1] Include multiyear commitments, multiyear debt agreements, and new programs or contracts that result in long-term obligations.

S6A. Identification of the District's Long-term Commitments

DATA ENTRY: If First Interim data exist (Form 01CSI, Item S6A), long-term commitment data will be extracted and it will only be necessary to click the appropriate button for Item 1b. Extracted data may be overwritten to update long-term commitment data in Item 2, as applicable. If no First Interim data exist, click the appropriate buttons for items 1a and 1b, and enter all other data, as applicable.

1. a. Does your district have long-term (multiyear) commitments?
(If No, skip items 1b and 2 and sections S6B and S6C) — Yes

b. If Yes to Item 1a, have new long-term (multiyear) commitments been incurred since first interim projections? — No

2. If Yes to Item 1a, list (or update) all new and existing multiyear commitments and required annual debt service amounts. Do not include long-term commitments for postemployment benefits other than pensions (OPEB); OPEB is disclosed in Item S7A.

Type of Commitment	# of Years Remaining	SACS Fund and Object Codes Used For: Funding Sources (Revenues)	Debt Service (Expenditures)	Principal Balance as of July 1, 2022-23
Capital Leases	2	FD 01/OB 8982	FD 01/OB 7438/7439	438,149
Certificates of Participation				
General Obligation Bonds	various	FD 01/OB 8571/8572/8611/8612	FD 51/OB 7438/7439	752,622,716
Supp Early Retirement Program				
State School Building Loans				
Compensated Absences	1	Various funds/objects	various funds/objects	6,883,757
Other Long-term Commitments (do not include OPEB):				
TOTAL:				759,944,622

Type of Commitment (continued)	Prior Year (2021-22) Annual Payment (P & I)	Current Year (2022-23) Annual Payment (P & I)	1st Subsequent Year (2023-24) Annual Payment (P & I)	2nd Subsequent Year (2024-25) Annual Payment (P & I)
Capital Leases	300,465	300,428	148,005	0
Certificates of Participation				
General Obligation Bonds	96,631,669	94,589,226	83,205,172	81,369,574
Supp Early Retirement Program				
State School Building Loans				
Compensated Absences				
Other Long-term Commitments (continued):				
Total Annual Payments:	96,932,134	94,889,654	83,353,177	81,369,574
Has total annual payment increased over prior year (2021-22)?		**No**	**No**	**No**

S6B. Comparison of the District's Annual Payments to Prior Year Annual Payment

DATA ENTRY: Enter an explanation if Yes.

1a. No - Annual payments for long-term commitments have not increased in one or more of the current and two subsequent fiscal years.

Explanation:
(Required if Yes to increase in total annual payments)

S6C. Identification of Decreases to Funding Sources Used to Pay Long-term Commitments

DATA ENTRY: Click the appropriate Yes or No button in Item 1; if Yes, an explanation is required in Item 2.

1. Will funding sources used to pay long-term commitments decrease or expire prior to the end of the commitment period, or are they one-time sources?

No

2. No - Funding sources will not decrease or expire prior to the end of the commitment period, and one-time funds are not being used for long-term commitment.

Explanation:
(Required if Yes)

S7. Unfunded Liabilities

Identify any changes in estimates for unfunded liabilities since first interim projections, and indicate whether the changes are the result of a new actuarial valuation.

S7A. Identification of the District's Estimated Unfunded Liability for Postemployment Benefits Other Than Pensions (OPEB)

DATA ENTRY: Click the appropriate button(s) for items 1a-1c, as applicable. First Interim data that exist (Form 01CSI, Item S7A) will be extracted; otherwise, enter First Interim and Second Interim data in items 2-4.

1 a. Does your district provide postemployment benefits other than pensions (OPEB)? (If No, skip items 1b-4): Yes

b. If Yes to Item 1a, have there been changes since first interim in OPEB liabilities? No

c. If Yes to Item 1a, have there been changes since first interim in OPEB contributions? No

2 OPEB Liabilities

	First Interim (Form 01CSI, Item S7A)	Second Interim
a. Total OPEB liability	145,937,052.00	145,937,052.00
b. OPEB plan(s) fiduciary net position (if applicable)	145,937,052.00	145,937,052.00
c. Total/Net OPEB liability (Line 2a minus Line 2b)	0.00	0.00
d. Is total OPEB liability based on the district's estimate or an actuarial valuation?	Actuarial	Actuarial
e. If based on an actuarial valuation, indicate the measurement date of the OPEB valuation.	Jun 30, 2021	Jun 30, 2021

3 OPEB Contributions

	First Interim (Form 01CSI, Item S7A)	Second Interim
a. OPEB actuarially determined contribution (ADC) if available, per actuarial valuation or Alternative Measurement Method		
Current Year (2022-23)	12,133,627.00	12,133,627.00
1st Subsequent Year (2023-24)	12,297,820.00	12,297,820.00
2nd Subsequent Year (2024-25)	11,708,738.00	11,708,738.00
b. OPEB amount contributed (for this purpose, include premiums paid to a self-insurance fund) (Funds 01-70, objects 3701-3752)		
Current Year (2022-23)	8,106,573.00	7,988,644.00
1st Subsequent Year (2023-24)	8,270,766.00	8,379,475.45
2nd Subsequent Year (2024-25)	7,681,684.00	7,763,487.22
c. Cost of OPEB benefits (equivalent of "pay-as-you-go" amount)		
Current Year (2022-23)	7,106,021.00	7,106,021.00
1st Subsequent Year (2023-24)	7,414,423.00	7,414,423.00
2nd Subsequent Year (2024-25)	7,774,767.00	7,774,767.00
d. Number of retirees receiving OPEB benefits		
Current Year (2022-23)	521	521
1st Subsequent Year (2023-24)	541	541
2nd Subsequent Year (2024-25)	561	561

4. Comments:

S7B. Identification of the District's Unfunded Liability for Self-insurance Programs

DATA ENTRY: Click the appropriate button(s) for items 1a-1c, as applicable. First Interim data that exist (Form 01CSI, Item S7B) will be extracted; otherwise, enter First Interim and Second Interim data in items 2-4.

1 a. Does your district operate any self-insurance programs such as workers' compensation, employee health and welfare, or property and liability? (Do not include OPEB; which is covered in Section S7A) (If No, skip items 1b-4): Yes

b. If Yes to item 1a, have there been changes since first interim in self-insurance liabilities? No

c. If Yes to item 1a, have there been changes since first interim in self-insurance contributions? No

2 Self-Insurance Liabilities

	First Interim (Form 01CSI, Item S7B)	Second Interim
a. Accrued liability for self-insurance programs	9,562,450.00	9,562,450.00
b. Unfunded liability for self-insurance programs	0.00	0.00

3 Self-Insurance Contributions

	First Interim (Form 01CSI, Item S7B)	Second Interim
a. Required contribution (funding) for self-insurance programs		
Current Year (2022-23)	16,347,018.00	16,347,018.00
1st Subsequent Year (2023-24)	14,774,019.00	14,774,019.00
2nd Subsequent Year (2024-25)	14,830,621.00	14,830,621.00
b. Amount contributed (funded) for self-insurance programs		
Current Year (2022-23)	16,347,018.00	16,347,018.00
1st Subsequent Year (2023-24)	14,774,019.00	14,774,019.00
2nd Subsequent Year (2024-25)	14,830,621.00	14,830,621.00

4 Comments:

S8. Status of Labor Agreements

Analyze the status of all employee labor agreements. Identify new labor agreements that have been ratified since first interim projections, as well as new commitments provided as part of previously ratified multiyear agreements; and include all contracts, including all administrator contracts (and including all compensation). For new agreements, indicate the date of the required board meeting. Compare the increase in new commitments to the projected increase in ongoing revenues, and explain how these commitments will be funded in future fiscal years.

If salary and benefit negotiations are not finalized, upon settlement with certificated or classified staff:

The school district must determine the cost of the settlement, including salaries, benefits, and any other agreements that change costs, and provide the county office of education (COE) with an analysis of the cost of the settlement and its impact on the operating budget.

The county superintendent shall review the analysis relative to the criteria and standards and may provide written comments to the president of the district governing board and superintendent.

S8A. Cost Analysis of District's Labor Agreements - Certificated (Non-management) Employees

DATA ENTRY: Click the appropriate Yes or No button for "Status of Certificated Labor Agreements as of the Previous Reporting Period." There are no extractions in this section.

Status of Certificated Labor Agreements as of the Previous Reporting Period

Were all certificated labor negotiations settled as of first interim projections? Yes

If Yes, complete number of FTEs, then skip to section S8B.

If No, continue with section S8A.

Certificated (Non-management) Salary and Benefit Negotiations

	Prior Year (2nd Interim) (2021-22)	Current Year (2022-23)	1st Subsequent Year (2023-24)	2nd Subsequent Year (2024-25)
Number of certificated (non-management) full-time-equivalent (FTE) positions	2,326.2	2,282.9	2,286.2	2,168.2

1a. Have any salary and benefit negotiations been settled since first interim projections? n/a

If Yes, and the corresponding public disclosure documents have been filed with the COE, complete questions 2 and 3.

If Yes, and the corresponding public disclosure documents have not been filed with the COE, complete questions 2-5.

If No, complete questions 6 and 7.

1b. Are any salary and benefit negotiations still unsettled? No

If Yes, complete questions 6 and 7.

Negotiations Settled Since First Interim

2a. Per Government Code Section 3547.5(a), date of public disclosure board meeting:

2b. Per Government Code Section 3547.5(b), was the collective bargaining agreement certified by the district superintendent and chief business official?

If Yes, date of Superintendent and CBO certification:

3. Per Government Code Section 3547.5(c), was a budget revision adopted to meet the costs of the collective bargaining agreement? n/a

If Yes, date of budget revision board adoption:

4. Period covered by the agreement: Begin Date: End Date:

5. Salary settlement:

	Current Year (2022-23)	1st Subsequent Year (2023-24)	2nd Subsequent Year (2024-25)
Is the cost of salary settlement included in the interim and multiyear projections (MYPs)?			
One Year Agreement			
Total cost of salary settlement			
% change in salary schedule from prior year			
or			
Multiyear Agreement			
Total cost of salary settlement			
% change in salary schedule from prior year (may enter text, such as "Reopener")			

Identify the source of funding that will be used to support multiyear salary commitments:

Negotiations Not Settled

6.	Cost of a one percent increase in salary and statutory benefits	

		Current Year (2022-23)	1st Subsequent Year (2023-24)	2nd Subsequent Year (2024-25)
7.	Amount included for any tentative salary schedule increases			

Certificated (Non-management) Health and Welfare (H&W) Benefits

		Current Year (2022-23)	1st Subsequent Year (2023-24)	2nd Subsequent Year (2024-25)
1.	Are costs of H&W benefit changes included in the interim and MYPs?			
2.	Total cost of H&W benefits			
3.	Percent of H&W cost paid by employer			
4.	Percent projected change in H&W cost over prior year			

Certificated (Non-management) Prior Year Settlements Negotiated Since First Interim Projections

Are any new costs negotiated since first interim projections for prior year settlements included in the interim?				
	If Yes, amount of new costs included in the interim and MYPs			

If Yes, explain the nature of the new costs:

Certificated (Non-management) Step and Column Adjustments

		Current Year (2022-23)	1st Subsequent Year (2023-24)	2nd Subsequent Year (2024-25)
1.	Are step & column adjustments included in the interim and MYPs?			
2.	Cost of step & column adjustments			
3.	Percent change in step & column over prior year			

Certificated (Non-management) Attrition (layoffs and retirements)

		Current Year (2022-23)	1st Subsequent Year (2023-24)	2nd Subsequent Year (2024-25)
1.	Are savings from attrition included in the interim and MYPs?			
2.	Are additional H&W benefits for those laid-off or retired employees included in the interim and MYPs?			

Certificated (Non-management) - Other

List other significant contract changes that have occurred since first interim projections and the cost impact of each change (i.e., class size, hours of employment, leave of absence, bonuses, etc.):

S8B. Cost Analysis of District's Labor Agreements - Classified (Non-management) Employees

DATA ENTRY: Click the appropriate Yes or No button for "Status of Classified Labor Agreements as of the Previous Reporting Period." There are no extractions in this section.

Status of Classified Labor Agreements as of the Previous Reporting Period

Were all classified labor negotiations settled as of first interim projections? Yes

If Yes, complete number of FTEs, then skip to section S8C.

If No, continue with section S8B.

Classified (Non-management) Salary and Benefit Negotiations

	Prior Year (2nd Interim) (2021-22)	Current Year (2022-23)	1st Subsequent Year (2023-24)	2nd Subsequent Year (2024-25)
Number of classified (non-management) FTE positions	1,923.6	2,061.6	2,041.0	1,609.7

1a. Have any salary and benefit negotiations been settled since first interim projections? n/a

If Yes, and the corresponding public disclosure documents have been filed with the COE, complete questions 2 and 3.

If Yes, and the corresponding public disclosure documents have not been filed with the COE, complete questions 2-5.

If No, complete questions 6 and 7.

1b. Are any salary and benefit negotiations still unsettled? No

If Yes, complete questions 6 and 7.

Negotiations Settled Since First Interim Projections

2a. Per Government Code Section 3547.5(a), date of public disclosure board meeting:

2b. Per Government Code Section 3547.5(b), was the collective bargaining agreement certified by the district superintendent and chief business official?

If Yes, date of Superintendent and CBO certification:

3. Per Government Code Section 3547.5(c), was a budget revision adopted to meet the costs of the collective bargaining agreement? n/a

If Yes, date of budget revision board adoption:

4. Period covered by the agreement: Begin Date: End Date:

5. Salary settlement:

	Current Year (2022-23)	1st Subsequent Year (2023-24)	2nd Subsequent Year (2024-25)
Is the cost of salary settlement included in the interim and multiyear projections (MYPs)?			
One Year Agreement			
Total cost of salary settlement			
% change in salary schedule from prior year			
or			
Multiyear Agreement			
Total cost of salary settlement			
% change in salary schedule from prior year (may enter text, such as "Reopener")			

Identify the source of funding that will be used to support multiyear salary commitments:

Negotiations Not Settled

6. Cost of a one percent increase in salary and statutory benefits

	Current Year (2022-23)	1st Subsequent Year (2023-24)	2nd Subsequent Year (2024-25)
7. Amount included for any tentative salary schedule increases			

Classified (Non-management) Health and Welfare (H&W) Benefits	Current Year (2022-23)	1st Subsequent Year (2023-24)	2nd Subsequent Year (2024-25)
1. Are costs of H&W benefit changes included in the interim and MYPs?			
2. Total cost of H&W benefits			
3. Percent of H&W cost paid by employer			
4. Percent projected change in H&W cost over prior year			

Classified (Non-management) Prior Year Settlements Negotiated Since First Interim

Are any new costs negotiated since first interim projections for prior year settlements included in the interim?			
If Yes, amount of new costs included in the interim and MYPs			

If Yes, explain the nature of the new costs:

Classified (Non-management) Step and Column Adjustments	Current Year (2022-23)	1st Subsequent Year (2023-24)	2nd Subsequent Year (2024-25)
1. Are step & column adjustments included in the interim and MYPs?			
2. Cost of step & column adjustments			
3. Percent change in step & column over prior year			

Classified (Non-management) Attrition (layoffs and retirements)	Current Year (2022-23)	1st Subsequent Year (2023-24)	2nd Subsequent Year (2024-25)
1. Are savings from attrition included in the interim and MYPs?			
2. Are additional H&W benefits for those laid-off or retired employees included in the interim and MYPs?			

Classified (Non-management) - Other

List other significant contract changes that have occurred since first interim and the cost impact of each (i.e., hours of employment, leave of absence, bonuses, etc.):

S8C. Cost Analysis of District's Labor Agreements - Management/Supervisor/Confidential Employees

DATA ENTRY: Click the appropriate Yes or No button for "Status of Management/Supervisor/Confidential Labor Agreements as of the Previous Reporting Period." There are no extractions in this section.

Status of Management/Supervisor/Confidential Labor Agreements as of the Previous Reporting Period

Were all managerial/confidential labor negotiations settled as of first interim projections? Yes

If Yes or n/a, complete number of FTEs, then skip to S9.

If No, continue with section S8C.

Management/Supervisor/Confidential Salary and Benefit Negotiations

	Prior Year (2nd Interim) (2021-22)	Current Year (2022-23)	1st Subsequent Year (2023-24)	2nd Subsequent Year (2024-25)
Number of management, supervisor, and confidential FTE positions	298.0	308.7	306.7	296.0

1a. Have any salary and benefit negotiations been settled since first interim projections? n/a

If Yes, complete question 2.

If No, complete questions 3 and 4.

1b. Are any salary and benefit negotiations still unsettled? No

If Yes, complete questions 3 and 4.

Negotiations Settled Since First Interim Projections

2. Salary settlement:

	Current Year (2022-23)	1st Subsequent Year (2023-24)	2nd Subsequent Year (2024-25)
Is the cost of salary settlement included in the interim and multiyear projections (MYPs)?			
Total cost of salary settlement			
Change in salary schedule from prior year (may enter text, such as "Reopener")			

Negotiations Not Settled

3. Cost of a one percent increase in salary and statutory benefits

	Current Year (2022-23)	1st Subsequent Year (2023-24)	2nd Subsequent Year (2024-25)
4. Amount included for any tentative salary schedule increases			

Management/Supervisor/Confidential Health and Welfare (H&W) Benefits	Current Year (2022-23)	1st Subsequent Year (2023-24)	2nd Subsequent Year (2024-25)
1. Are costs of H&W benefit changes included in the interim and MYPs?			
2. Total cost of H&W benefits			
3. Percent of H&W cost paid by employer			
4. Percent projected change in H&W cost over prior year			

Management/Supervisor/Confidential Step and Column Adjustments	Current Year (2022-23)	1st Subsequent Year (2023-24)	2nd Subsequent Year (2024-25)
1. Are step & column adjustments included in the interim and MYPs?			
2. Cost of step & column adjustments			
3. Percent change in step and column over prior year			

Management/Supervisor/Confidential Other Benefits (mileage, bonuses, etc.)	Current Year (2022-23)	1st Subsequent Year (2023-24)	2nd Subsequent Year (2024-25)
1. Are costs of other benefits included in the interim and MYPs?			
2. Total cost of other benefits			
3. Percent change in cost of other benefits over prior year			

S9. **Status of Other Funds**

Analyze the status of other funds that may have negative fund balances at the end of the current fiscal year. If any other fund has a projected negative fund balance, prepare an interim report and multiyear projection for that fund. Explain plans for how and when the negative fund balance will be addressed.

S9A. Identification of Other Funds with Negative Ending Fund Balances

DATA ENTRY: Click the appropriate button in Item 1. If Yes, enter data in Item 2 and provide the reports referenced in Item 1.

1. Are any funds other than the general fund projected to have a negative fund balance at the end of the current fiscal year?

If Yes, prepare and submit to the reviewing agency a report of revenues, expenditures, and changes in fund balance (e.g., an interim fund report) and a multiyear projection report for each fund.

2. If Yes, identify each fund, by name and number, that is projected to have a negative ending fund balance for the current fiscal year. Provide reasons for the negative balance(s) and explain the plan for how and when the problem(s) will be corrected.

ADDITIONAL FISCAL INDICATORS

The following fiscal indicators are designed to provide additional data for reviewing agencies. A "Yes" answer to any single indicator does not necessarily suggest a cause for concern, but may alert the reviewing agency to the need for additional review. DATA ENTRY: Click the appropriate Yes or No button for items A2 through A9; Item A1 is automatically completed based on data from Criterion 9.

A1.	Do cash flow projections show that the district will end the current fiscal year with a negative cash balance in the general fund? (Data from Criterion 9B-1, Cash Balance, are used to determine Yes or No)	No
A2.	Is the system of personnel position control independent from the payroll system?	No
A3.	Is enrollment decreasing in both the prior and current fiscal years?	Yes
A4.	Are new charter schools operating in district boundaries that impact the district's enrollment, either in the prior or current fiscal year?	No
A5.	Has the district entered into a bargaining agreement where any of the current or subsequent fiscal years of the agreement would result in salary increases that are expected to exceed the projected state funded cost-of-living adjustment?	No
A6.	Does the district provide uncapped (100% employer paid) health benefits for current or retired employees?	Yes
A7.	Is the district's financial system independent of the county office system?	Yes
A8.	Does the district have any reports that indicate fiscal distress pursuant to Education Code Section 42127.6(a)? (If Yes, provide copies to the county office of education.)	No
A9.	Have there been personnel changes in the superintendent or chief business official positions within the last 12 months?	No

When providing comments for additional fiscal indicators, please include the item number applicable to each comment.

Comments:
(optional)

End of School District Second Interim Criteria and Standards Review

San Juan Unified School District

2022-23 2ND INTERIM BUDGET REPORT

Presented to the Board of Education
March 14, 2023

2022-23 2nd Interim Budget Report

ADOPTED BUDGET

- The budget adopted by the Board to satisfy the statutory requirement that a budget be in place prior to the start of the fiscal year on July 1.

FIRST INTERIM REPORT

- This document presents a view of the budget based on the fiscal condition of the district on October 31.

SECOND INTERIM REPORT

- This document presents a view of the budget based on the fiscal condition of the district on January 31.

General Fund – Unrestricted Revenues

Unrestricted	1st Interim Projections	2nd Interim Projections
LCFF	$427,904,461	$429,819,220
Federal Revenue	0	0
State Revenue	9,661,572	9,813,891
Local Revenue	1,649,554	2,448,708
Total Revenue	**$439,215,587**	**$442,081,819**

- LCFF revenues reflect an increase of $1,914,759 due to a 44.68 increase in funded ADA estimates
- State revenues reflect an increase of $152,319 due to updated ADA for Lottery projections and adjustments
- Local revenues reflect an increase of $799,154 due to adjustments made to interest earnings and donation that are budgeted as received

3

San Juan Unified School District

General Fund – Restricted Revenues

Restricted	1st Interim Projections	2nd Interim Projections
LCFF	$2,162,389	$2,162,389
Federal Revenue	99,591,783	99,510,023
State Revenue	159,386,747	150,082,568
Local Revenue	5,066,091	7,395,895
Total Revenue	**$266,207,010**	**$259,150,875**

- Federal revenues reflect a decrease of $81,760 as a result of adjustments
- State revenues reflect a decrease of $9,304,179 attributed to the projected 40% reduction to the Arts, Music, Instructional Materials Discretionary Block Grant projected in the Governor's budget
- Local revenues reflect an increase of $2,329,804 as a result of adjustments made to interest earnings and donation that are budgeted as received

4

San Juan Unified School District

General Fund Summary - Revenues



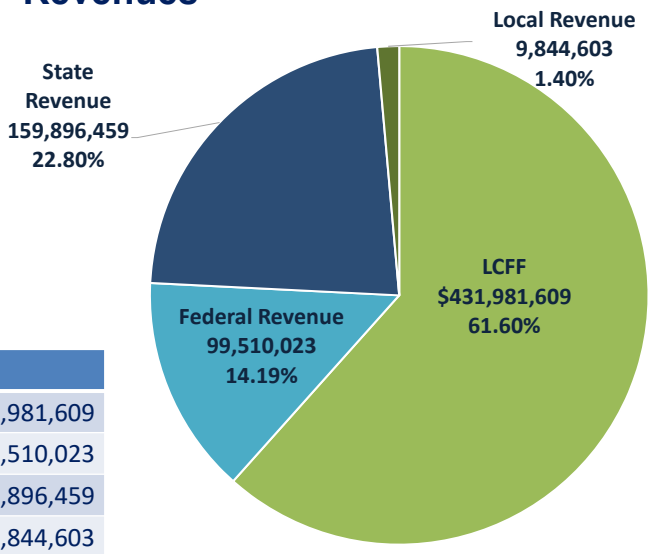

Revenues	
LCFF	$431,981,609
Federal Revenue	99,510,023
State Revenue	159,896,459
Local Revenue	9,844,603
Total Revenue	**$701,232,694**

5

San Juan Unified School District

General Fund – Unrestricted Expenditures

Unrestricted	1st Interim Projections	2nd Interim Projections
Certificated Salaries	$177,241,304	$177,477,979
Classified Salaries	47,789,655	47,632,165
Benefits	101,897,492	100,717,841
Supplies, Services & Operating	33,128,148	34,440,427
Capital Outlay	5,451,197	5,422,740
Other Outgoing/Transfer of Indirect	(6,211,273)	(5,400,824)
Total Expenditures	**$359,296,523**	**$360,290,328**

- Unrestricted expenditures increased by $993,805
- Salary and benefits decreased by $1,100,466 due to unfilled open positions and adjustments made as a result of lower H&W rates
- Supplies, services and capital outlay increased by $1,283,822 due to utility rate increases, and the shift of site budget funds from unfilled positions to these categories

6

San Juan Unified School District

General Fund – Restricted Expenditures

Restricted	1st Interim Projections	2nd Interim Projections
Certificated Salaries	$66,118,188	$65,037,139
Classified Salaries	49,928,431	47,609,885
Benefits	82,381,452	79,352,904
Supplies, Services & Operating	53,225,711	59,932,946
Capital Outlay	3,352,359	3,213,501
Other Outgoing/Transfer of Indirect	6,223,665	5,939,798
Total Expenditures	**$261,229,806**	**$261,086,173**

- Restricted expenditures decreased by $143,633
- Salary and benefits decreased by $6,428,143 due to unfilled open positions and adjustments made as a result of lower H&W rates
- Supplies and services increased by $6,568,377 due to the unfilled positions related to direct services to students being shifted to these categories for contracted services

7

San Juan Unified School District

General Fund Summary - Expenditures



Expenditures	
Certificated Salaries	$242,515,118
Classified Salaries	95,242,050
Benefits	180,070,745
Supplies, Services & Operating	94,373,373
Capital Outlay	8,636,241
Other Outgoing/ Transfer of Indirect	538,974
Total Expenditures	**$621,376,501**

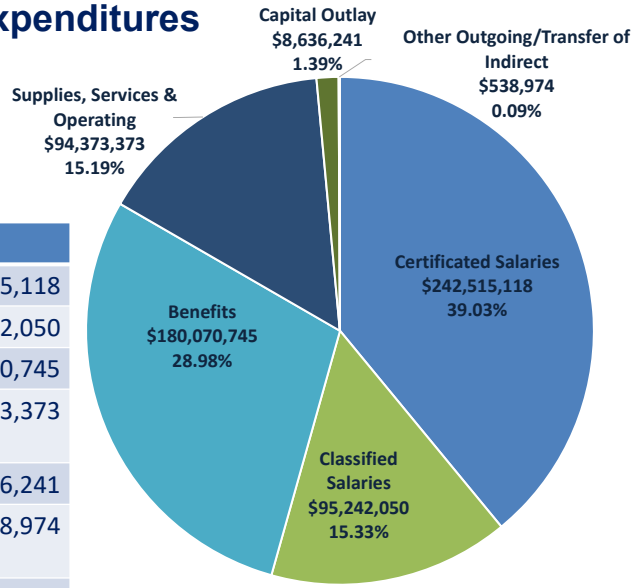

8

San Juan Unified School District

General Fund Summary - Combined

Unrestricted/Restricted	1st Interim Projections	2nd Interim Projections
Total Revenues	**$705,423,597**	**$701,233,694**
Total Expenditures & Other Financing Sources/Uses	**626,931,942**	**627,839,169**
Increase/(Decrease) Fund Balance	78,491,655	73,394,525
Beginning Fund Balance	149,318,514	149,318,514
Ending Fund Balance (EFB)	**$227,810,169**	**$222,713,039**
Components of EFB		
Restricted	$113,759,611	$105,480,526
Committed	40,596,587	41,106,057
Assigned	897,676	9,537,360
Reserve for Economic Uncertainty (REU) 2%	12,538,639	12,556,783
Unassigned Fund Balance	$60,017,656	$54,032,313
Total Fund Balance vs. Expenditures	**36.43%**	**35.47%**
Total Unassigned Fund Balance vs. Expenditures	**9.57%**	**8.61%**

9

San Juan Unified School District

General Fund Summary with Supplemental Breakout

General Fund	Beginning Balance	Revenues	Expenses	Other Financing	Surplus/ (Deficit)	Ending Balance
Supplemental	$8,566,057	41,544,935	39,128,968	(7,276)	2,408,691	$10,974,748
Base/Other	87,072,586	400,536,884	321,161,360	(59,948,199)	19,427,325	106,499,911
Total Unrestricted	95,638,643	442,081,819	360,290,328	(59,955,475)	21,836,016	117,474,659
Total Restricted	53,679,871	259,150,875	261,086,173	53,493,807	51,558,509	105,238,380
Total	**$149,318,514**	**701,232,694**	**621,376,501**	**(6,461,668)**	**73,394,525**	**$222,713,039**



10

San Juan Unified School District

Other Funds

FUND	Beginning Balance	Revenues	Expenses	Other Financing	Surplus/ (Deficit)	Ending Balance
ASB	2,044,845	1,851,171	1,851,171	0	0	2,044,845
Charter School	727,754	3,035,973	2,939,519	(255,937)	(159,483)	568,271
SPED (SELPA)	0	6,190,626	6,190,626	0	0	0
Adult Education	2,136,463	4,218,857	4,213,510	(42,292)	(36,945)	2,099,518
Child Development	3,606,212	29,841,884	33,255,781	2,724,599	(689,298)	2,916,914
Cafeteria	7,020,462	26,844,495	22,905,017	(8,455)	3,931,023	10,951,485
Deferred Maintenance	2,675,243	25,500	2,715,832	2,000,000	(690,332)	1,984,911
Special Revenue	**18,210,979**	**72,008,506**	**74,071,456**	**4,417,915**	**2,354,965**	**20,565,944**
Building	227,178,852	2,589,831	153,190,368	20,116,461	(130,484,076)	96,694,776
Capital Facilities	7,694,581	2,050,288	130,000	(5,000,000)	(3,079,712)	4,614,869
County School Facilities	0	14,680,377	0	(14,680,377)	0	0
Capital Projects	**234,873,433**	**19,320,496**	**153,320,368**	**436,084**	**(133,563,788)**	**101,309,645**
Self Insurance	**44,779,637**	**23,239,500**	**27,316,291**	**1,626,668**	**(2,450,123)**	**42,329,514**
TOTAL	**297,864,049**	**114,568,502**	**254,708,115**	**6,480,667**	**(133,658,946)**	**164,205,103**

Planning Factors

	2022-23	2023-24	2024-25
Funded ADA	37,004.66	35,847.49	35,012.57
COLA (DOF)	13.26%*	8.13%	3.54%
STRS Employer Rate	19.10%	19.10%	19.10%
PERS Employer Rate	25.37%	27.00%	28.10%
California CPI	6.00%	3.44%	2.77%
Lottery – Unrestricted per ADA	$170	$170	$170
Lottery – Restricted per ADA	$67	$67	$67
Mandate Block Grant – K-8 per ADA	$34.94	$37.78	$39.12
Mandate Block Grant – 9-12 per ADA	$67.31	$72.78	$75.36
Unemployment Insurance Rate	.50%	.20%	.20%

*Includes DOF COLA of 6.56% and additional COLA Augmentation of 6.70%

Multi-Year Projections (MYP)

Unrestricted/Restricted	2022-23	2023-24	2024-25
Total Revenues	**$701,233,694**	**662,022,063**	**617,187,809**
Total Expenditures	**627,839,169**	**627,664,544**	**584,862,133**
Increase/(Decrease) Fund Balance	73,394,525	34,357,519	32,325,676
Beginning Fund Balance	149,318,514	222,713,039	257,070,558
Ending Fund Balance (EFB)	**$222,713,039**	**257,070,558**	**289,396,234**
Components of EFB			
Restricted	$105,238,380	110,648,517	111,889,098
Committed	41,106,057	38,237,307	33,231,789
Assigned	9,537,360	11,863,923	28,177,921
Reserve for Economic Uncertainty (REU) 2%	12,556,783	12,553,291	11,697,243
Unassigned Fund Balance	54,032,312	83,525,373	104,158,037
Total Fund Balance vs. Expenditures	**35.47%**	**40.96%**	**49.48%**
Total Unassigned Fund Balance vs. Expenditures	**8.61%**	**13.31%**	**17.81%**

13

San Juan Unified School District

Certification

Positive – the District will be able to meet its financial obligations for the current and subsequent two fiscal years

Qualified – the District may not be able to meet its financial obligations for the current and subsequent two fiscal years

Negative – the District will not meet its financial obligations in the current of following fiscal years

14

San Juan Unified School District

Summary & Next Steps

- Continue to monitor economics and be cautious in committing resources
- Review the details of future, potential stimulus funds
- Revise budget assumptions to align with most current information and enrollment trends
- Continue to build system-wide understanding, strategically align resources to goals, and identify cost-saving measures
- Attend the Governor's Budget May Revise Workshop after its release May 15th

15

San Juan Unified School District

Special Thanks
to the Fiscal Department

Questions?

16

San Juan Unified School District

SAN JUAN UNIFIED SCHOOL DISTRICT
BOARD OF EDUCATION

AGENDA ITEM: I-4

MEETING DATE: 03/14/2023

SUBJECT: Curriculum, Standards, Instructional and Student Services Committee Bylaw Revisions

CHECK ONE:
For Discussion: ☒
For Action: ☐
Report: ☐
Workshop: ☐
Recognition: ☐
Emergency Action: ☐

DEPARTMENT: Administration

ACTION REQUESTED:
The superintendent is recommending that the board review and discuss proposed revisions to the Curriculum, Standards, Instructional and Student Services Committee bylaws.

Action anticipated: 03/28/2023

RATIONALE/BACKGROUND:
Members of the district's Curriculum, Standards, Instructional and Student Services Committee are appointed by individual members of the Board of Education. With the board's move to seven members, it is necessary to align the committee's bylaws to reflect a larger committee size.

In September of 2022, the board approved changes to the district's Local Control and Accountability Plan Parent Advisory Committee (LCAP PAC) bylaws. To help provide a consistent experience when serving on committees or participating in committee meetings revisions are also being proposed that better align practices and expectations with those approved in the LCAP PAC bylaws. Similar recommendations are also being brought forward for the Facilities Committee and the special education Community Advisory Committee.

Among the proposed revisions are:

- Defining committee size as two appointees per member of the board.
- a requirement for each board member to appoint one of their two committee members from residents of the trustee area.
- better delineation of staff liaison's responsibilities.
- alignment of chairperson and assistant chairperson responsibilities with other committees.
- alignment of language on agenda creation and public comment with other committees.
- changing the requirement for the committee's annual report to the end of the year and defining a process for amendments in the future.

ATTACHMENT(S):
A. Redline copy of Curriculum, Standards, Instructional and Student Services Committee bylaw revisions

BOARD COMMITTEE ACTION/COMMENT:
Curriculum, Standards, Instructional and Student Services Committee: 03/08/2023

PREVIOUS STAFF/BOARD ACTION:
Superintendent's Cabinet: 03/06/2023

FISCAL IMPACT:
Current Budget: $0
Additional Budget: $0
Funding Source: N/A
(Unrestricted Base, Supplemental, other restricted, etc.)
Current Year Only ☐ On-going ☐

PREPARED BY: Trent Allen, APR, Chief of Staff TA

APPROVED BY: Melissa Bassanelli, Superintendent of Schools MB

DRAFT DOCUMENT

SAN JUAN UNIFIED SCHOOL DISTRICT

CURRICULUM, STANDARDS, INSTRUCTIONAL & STUDENT SERVICES COMMITTEE BYLAWS

I. Name

The name of the committee shall be the Curriculum, Standards, Instructional, and Student Services Committee.

II. Authority

The Curriculum, Standards, Instructional and Student Services Committee, hereinafter referred to as "the committee," is a standing committee of the San Juan Unified School District Board of Education as established by formal board action and shall operate in compliance with the state's open-meeting laws (Ralph M. Brown Act). In this regard, a majority of committee members shall not meet at the same time and place to hear, discuss, or deliberate upon any matter within the jurisdiction of the committee, and shall not make any agreement to take or refrain from taking any particular course of action, except during the course of a public meeting.

III. Charge

As directed by the board, superintendent or designee, the committee ~~shall serve at the pleasure of~~ shall consult and provide advice to the Board of Education and superintendent in an advisory capacity on matters pertaining to curriculum, standards, instructional and student services. Final authority for ~~Curriculum~~curriculum, ~~Standards~~standards, ~~Instruction~~instructional~~,~~ and ~~Student~~ student ~~Services~~ services lies with the Board of Education ("board").~~.~~

IV. Function

The work of the committee shall be aligned with board priorities and available resources, including staff time. At the board's direction, the committee may collect information, respond to important issues, review materials and develop recommendations. It may also meet and share information, interpretations or recommendations with other committees and district administration pertaining to curriculum, standards, instruction and student services.

In implementing the charge and functions, the committee shall review items and ~~make recommendations to~~advise the board regarding:

A. Alignment of instructional programs with the ~~Strategic Plan and Local Control Accountability Plan~~ district's strategic plan and local control and accountability plan.

B. Proposed educational programs and course requirements, textbook adoptions, other instructional materials, and related staff development.

C. Proposed educational programs, projects, standards, curriculum and assessments.

D. Proposed accountability programs and policies, including student assessment and data review.

E. District policies and regulations governing student behavior and discipline/climate goals and objectives.

The committee shall also provide written and oral presentations to the board as requested, or at the committee's initiative.

V. Meetings

A. Regular committee meetings shall be scheduled during the committee's annual organizational meeting (see section XIII).

B. Additional meetings of the committee may be called if deemed necessary by the committee chair and staff liaison to ensure adequate time is provided to meet the committee's charge.

C. All meetings shall be properly agendized in accordance with these bylaws, district policies and the Ralph M. Brown Act.

D. Meetings can be held anywhere within the district's boundaries with proper notification of location, time and date as required by the Ralph M. Brown Act.

~~V.~~VI. Voting and Quorum

~~Visitors may address the committee, as described in Section XIV, but do not have voting privileges and do not participate in discussion with committee members.~~ For the purpose of taking action, a quorum shall consist of a simple majority of the appointed members of the committee. No action may be taken without a quorum; however, the committee may continue to meet and consider topics without a quorum. ~~Any action adopted must be approved by a simple majority of the quorum~~.

~~VI.~~VII. Staff Liaison

A. The superintendent shall appoint a senior administrative staff liaison for this committee.

B. The staff liaison shall serve as a resource, providing information and materials to the committee, as well as feedback to district administrators from the committee.

~~B.~~C. The staff liaison, or designee, shall prepare and post agendas for the committee as well as compile minutes of each meeting for the committee's approval.

~~C.~~D. The staff liaison and other district staff serve under the direction of the superintendent, who prioritizes their time and other resources. Individual committee members shall not direct staff or contact staff to request data or other information. Such requests will come from the committee chairperson to the staff liaison, who will determine if staff resources are available and if the request aligns with the priorities of the superintendent and ~~governing~~ board.

~~VII.~~VIII. Board Liaison

A. One board member will serve as liaison to the committee and will be a non-voting member of the committee.

B. The board liaison may provide a ~~board update at meetings~~brief update at committee meetings at their discretion.

C. The board liaison will provide clarification to the committee at ~~his or her~~their discretion as deemed appropriate.

~~D. The committee chair may meet with the board liaison, staff liaison, board president and superintendent as needed.~~

~~VIII.~~IX. Composition

~~The composition of the committee shall be ten (10) community members appointed by the board (two (2) appointed by each board member)~~The committee shall be composed of two appointees from each member of the board.

A. Board members have sole discretion and authority of appointees.

~~A.~~B. One appointee of each board member must reside within the trustee area of the appointing board member.

~~B.~~C. Committee ~~Members~~ members may only serve on one ~~board~~ board-appointed advisory committee.

~~C.~~D. Employees who are represented by an employee group (CSEA, Confidential, Educationally Related Mental Health Worker, SJAA, SJPEC, SJTA, Supervisors, Teamsters) shall not serve as ~~board~~ board-appointed members of ~~an advisory~~the committee.

~~IX.~~X. Selection of Members

The process of selection of community members ~~shall be determined by the Board of Education and~~ is as follows:

A. The staff liaison will inform the board administrative assistant of all committee vacancies.

B. The board administrative assistant will inform the appropriate board member of vacancies.

~~B.~~C. Interested individuals will submit an application to the board administrative assistant. Applications may be submitted at any time, even if an opening is not currently available, and will be kept on file for consideration for the current school year.

~~C.~~D. Each board member shall appoint two community members to the committee after reviewing their applications by notifying the board administrative assistant of their selection. The appointment becomes effective upon acknowledgment of the selection and updating of the committee membership roster by the board administrative assistant. ~~.~~(See section IX, above.)

~~X.~~XI. Term

A. Committee members shall serve two-year terms.

B. Subsequent appointee terms are at the sole discretion and authority of the appointing board member however, a committee member may only serve up to three consecutive terms for a total of six years.

C. ~~-~~Terms will begin in January and end in December. Terms shall be staggered such that ~~six~~ half ~~(6) members~~of committee members' terms will expire in even-numbered years and ~~four (4)~~and the remaining half of committee members' terms will expire in odd-numbered years.

D. All members should be prepared to attend all regularly scheduled meetings. ~~Three~~ Two unexcused absences from regularly scheduled meetings within the academic school year~~,~~ will initiate a notice and vacancy recommendation to the appointing board member. The appointing board member will determine whether the committee member should continue on the ~~Curriculum, Standards, Instructional and Student Services Committee~~committee.

E. The board member who appoints a committee member may remove that committee member and make a new selection at any time by notifying the board administrative assistant. Newly elected board members will be given the option to appoint their own committee member or continue with current appointments.

~~A. Newly elected board members will be given the option to appoint their own committee members or continue with the current appointments.~~

~~XI.~~XII. Vacancies

A. The staff liaison and board administrative assistant shall collaborate to ~~will be responsible for informing the board administrative assistant of all vacancies~~ promptly identify any vacancies on the committee and ensure notification of the appropriate board member(s).

B. The appropriate board member shall appoint a replacement member to serve the remainder of the term. If the board member fails to make an appointment within thirty (30) days after notification, the board president will serve a written reminder notice of the need to fully staff the committee to the appropriate board member.

~~XII.~~XIII. Organizational Meeting

The annual organizational meeting of the committee shall occur at the committee's first meeting of each academic year. The committee shall do all of the following at its organizational meeting:

A. Establish an annual schedule of regular meetings. ~~The committee generally meets once each month, September through June. The committee may schedule additional meetings if desired, and may also cancel regular scheduled meetings lacking a quorum or business to conduct.~~

B. Review the committee bylaws and receive training on the Brown Act.

C. Elect committee officers. (See section XIV, below.)

~~A. Review and recommend approval of the annual report to the board.~~

~~XIII.~~XIV. Elections

Elections shall be held during the committee's organizational meeting and the committee shall:

A. Seek nominations from all eligible members.
B. With a quorum at the organizational meeting, the committee shall elect by majority vote the following officers:
   1. A chairperson who shall be elected for one year and be eligible for re-election for one additional term. The chairperson shall:
      a. Preside at all meetings
      b. Coordinate with the staff liaison in developing each meeting's agenda
      c. Work with the staff liaison to ensure compliance with the Brown Act, these bylaws and all district policies and procedures
      d. Review a draft of meeting minutes prior to their presentation to the committee
      e. Prepare or delegate the preparation of the annual summary report and any committee reports

f. Sign all letters, reports and other communications representing the committee
g. Meet with the board liaison, staff liaison, superintendent and/or board president as needed

2. A vice chairperson who shall be elected for one year and be eligible for re-election for one additional term. The vice chairperson shall assume the duties of the chair in the chair's absence.

C. If the committee cannot have an election, or does not reach a majority decision, the board liaison shall select a chairperson to serve until the committee elects a successor.

D. If an officer position becomes vacant, the chairperson may appoint any eligible member in good standing to fill the remaining term of the position. If both the chairperson and vice chairperson become vacant at the same time, the board liaison shall appoint officers until such time that the committee can elect new officers at a regularly scheduled meeting.

E. Training for the chairperson and vice chairperson shall be held annually.

~~Elections shall be held at the last meeting of each academic year, and the committee shall:~~

~~A. Elect a chairperson for a term of one year, being eligible for re-election for one additional, consecutive term. The chairperson shall be responsible for coordinating with staff liaison and the committee secretary in developing each meeting's agenda; for conducting the meeting and working with the liaison to ensure compliance with the Brown Act; for reviewing a draft of the meeting minutes; and shall also be responsible for preparing or delegating the preparation of the annual summary report and any committee reports. Training for the chairperson and assistant chairperson will be held annually.~~

~~B. Elect an assistant chairperson for a period of one year, being eligible for re-election for one additional, consecutive term, who shall assist the chair in fulfilling his/her responsibilities, and who shall conduct the meeting in the absence of the chair person.~~

~~C. If the committee cannot have an election or does not reach a clear decision, the chairperson and assistant chairperson may continue to serve until the election of the successors for a maximum of 60 days after the expiration of their terms. If no successor is elected at the end of the 60-day period, then the positions are deemed vacant, and the chairperson can act for each meeting until such a time as new chairpersons are elected. If neither is present, the meeting can be chaired by a member based on seniority of appointment with the committee.~~

~~XIV.~~XV. Agendas

To provide consistency in how the public may expect to engage with district committees, the committee's agenda and minutes format will mirror that of the school board and other appointed committees.

A. Visitor Comments
   1. General visitor comments regarding topics not on the agenda shall be heard prior to the regular committee discussion or action items.
   2. Visitor comments related to an agendized item shall be heard after the item is presented but prior to discussion by the committee to allow for consideration of comments in the committee's discussion.
   3. Visitor comments will be limited to two minutes. Time shall be extended for those who require the use of a translator or need other communication supports.
   4. Visitors must submit a speaker card to the designated committee member or staff person at the meeting informing the committee of their interest to speak.

B. Agenda Items
   1. Agenda item requests from committee members shall be forwarded to the committee chairperson and staff liaison. If the chairperson and staff liaison jointly determine that the topic meets the charge of the committee, is aligned with current board priorities and staff resources are available, the item shall be placed on a future agenda. The superintendent or superintendent's designee may also place an item on the committee agenda in preparation for a future board discussion.
   2. To determine if a majority of the board would like committee input on a specific topic, the committee may, after majority vote, request that the board liaison present the topic to the board president and superintendent. At the discretion of the board president and superintendent, the item may be placed on a board agenda for discussion. A majority of the board, through action or consent, may or may not refer the topic back to the committee for further research and discussion.

C. Posting requirements
   1. Agendas for regular meetings must be posted to the committee's webpage at least 72 hours prior to the meeting.
   2. Agendas for emergency meetings must be posted at least 24 hours prior to the meeting on the committee's webpage.
   3. Members of the public who require agendas in an alternative format may request accommodations through the committee's staff liaison

~~The agenda format and minutes will replicate that of the school board, including allowing for general visitor comment before business items, and again at the end of the meeting prior to adjournment, as well as prior to a specific business item. Visitor comments will be limited to two minutes, and visitors must submit a card informing the committee of their interest to speak.~~

~~Agenda item requests from committee members shall be forwarded to the committee chair and staff liaison. If the chair and staff liaison jointly determine that the topic meets the charge of the committee, and is aligned with current board priorities, and available staff resources, the item shall be placed on a future agenda. A board~~

~~member or staff member may also place an item on the committee agenda in preparation for a future board discussion.~~

~~To determine if the majority of the board would like committee input on a topic, the committee may request that the board liaison present the topic to the board president and superintendent. At the discretion of the board president and superintendent, the item may be placed on a board agenda for discussion. A majority of the board, through action or consent, may or may not refer the topic back to the committee for further research and discussion.~~

~~XV.~~XVI. Annual Report

The committee chairperson will prepare an annual summary report for the board no later than June 15 of each year.

A. The report will compare the committee activities and products with its charge and function.
B. The report should be concise and no longer than one to two letter size pages.
C. The report will outline work in progress, unforeseen issues and provide a summary of input and feedback collected by and generated from the committee.

~~The committee chair will prepare an annual summary (ideally, 1-2 pages) report for the Board of Education no later than November 1 of each year. This report should compare committee activities and products with its charge and function. This report will outline work in progress, foreseen issues and provide a summary of recommendations, citing advantages and disadvantages of each. The report should also contain a recommendation for continuation, modification or termination of the committee.~~

~~XVI.~~XVII. Budget

The board will determine the budget, which will cover the operating cost of all board advisory committees.

XVIII. Amendments

As the authorizing and appointing body, the Board of Education must approve changes to the committee bylaws. Amendments can be made in one of two ways:

A. A majority of the committee, at a scheduled and agendized committee meeting, may vote to recommend changes. The staff liaison will present changes supported by a majority vote to the superintendent for consideration and recommendation to the board.

B. District staff may propose revisions to align bylaws with Board of Education interests, current practices or changes to legal requirements when necessary. Such recommendations will be presented to the committee for input and feedback prior to being placed on the board agenda for consideration.

11/02/94	Approved by the Curriculum, Standards, Instructional and Student Services Committee
12/13/94	Approved by the Board of Education
03/24/98	Revised/Approved by the Board of Education
11/06/02	Revised/Approved by the Curriculum, Standards, Instructional and Student Services Committee
02/04/04	Revised/Approved by the Curriculum, Standards, Instructional and Student Services Committee
03/23/04	Revised/Approved by the Board of Education
02/02/05	Revised/Approved by the Curriculum, Standards, Instructional and Student Services Committee
04/21/10	Revised/Approved by the Curriculum, Standards, Instructional and Student Services Committee
06/15/10	Revised/Approved by the Board of Education
05/26/15	Revised/Approved by the Board of Education
06/27/17	Revised/Approved by the Board of Education

SAN JUAN UNIFIED SCHOOL DISTRICT
BOARD OF EDUCATION

AGENDA ITEM: I-5

MEETING DATE: 03/14/2023

SUBJECT: Facilities Committee Bylaw Revisions

CHECK ONE:
For Discussion: ☒
For Action: ☐
Report: ☐
Workshop: ☐
Recognition: ☐
Emergency Action: ☐

DEPARTMENT: Administration

ACTION REQUESTED:
The superintendent is recommending that the board review and discuss proposed revisions to the Facilities Committee bylaws.

Action anticipated: 03/28/2023

RATIONALE/BACKGROUND:
Members of the district's Facilities Committee are appointed by individual members of the Board of Education. With the board's move to seven members, it is necessary to align the committee's bylaws to reflect a larger committee size.

In September of 2022, the board approved changes to the district's Local Control and Accountability Plan Parent Advisory Committee (LCAP PAC) bylaws. To help provide a consistent experience when serving on committees or participating in committee meetings revisions are also being proposed that better align practices and expectations with those approved in the LCAP PAC bylaws. Similar recommendations are also being brought forward for the Curriculum, Standards, Instructional & Student Services Committee and the special education Community Advisory Committee.

Among the proposed revisions are:

- Defining committee size as two appointees per member of the board.
- a requirement for each board member to appoint one of their two committee members from residents of the trustee area.
- better delineation of staff liaison's responsibilities.
- alignment of chairperson and assistant chairperson responsibilities with other committees.
- alignment of language on agenda creation and public comment with other committees.
- changing the requirement for the committee's annual report to the end of the year and defining a process for amendments in the future.

ATTACHMENT(S):
A. Redline copy of Facilities Committee bylaw revisions

BOARD COMMITTEE ACTION/COMMENT:
Facilities Committee: 03/07/2023

PREVIOUS STAFF/BOARD ACTION:
Superintendent's Cabinet: 03/06/2023

FISCAL IMPACT:
Current Budget: $0
Additional Budget: $0
Funding Source: N/A
(Unrestricted Base, Supplemental, other restricted, etc.)
Current Year Only ☐ On-going ☐

PREPARED BY: Trent Allen, APR, Chief of Staff TA

APPROVED BY: Melissa Bassanelli, Superintendent of Schools MB

DRAFT DOCUMENT

SAN JUAN UNIFIED SCHOOL DISTRICT

FACILITIES COMMITTEE BYLAWS

I. Name

The name of the committee shall be the Facilities Committee.

II. Authority

The Facilities Committee, hereinafter referred to as "the committee," is a standing committee of the San Juan Unified School District Board of Education as established by formal board action and shall operate in compliance with the state's open-meeting laws (Ralph M. Brown Act). In this regard, a majority of committee members shall not meet at the same time and place to hear, discuss, or deliberate upon any matter within the jurisdiction of the committee, and shall not make any agreement to take or refrain from taking any particular course of action, except during the course of a public meeting.

III. Charge

As directed by the board, superintendent or designee, the committee shall ~~serve at the pleasure of the~~consult and provide advice to the Board of Education and superintendent in an advisory capacity on matters pertaining to facilities. Final authority for ~~Facilities~~ facilities lies with the Board of Education ("board").

IV. Function

The work of the committee shall be aligned with board priorities and available resources, including staff time. At the board's direction, the committee may collect information, respond to important issues, review materials, and develop recommendations. It may also meet and share information, interpretations or recommendations with other committees and district administration pertaining to planning of facilities.

In implementing the charge and functions, the ~~Facilities Committee~~committee shall review items and advise the board regarding:

A. ~~Review and advise the board on the a~~Allocation of resources to provide adequate, safe and appropriately maintained schools.

B. ~~Review and advise the board on facilities n~~Needs of the district including proposals related to categories which may require a large expenditure of funds or may be controversial in nature.

C. ~~Review and advise the board on e~~Effective utilization of facilities due to enrollment problems caused by shifting, increasing, or declining enrollment or boundary issues.

The ~~Committee~~ committee shall also provide written and oral presentations to the board as requested or at the committee's initiative.

V. Meetings

A. Regular committee meetings shall be held as scheduled during the committee's annual organizational meeting (see section XIII).

B. Additional meetings of the committee may be called if deemed necessary by the committee chair and staff liaison to ensure adequate time is provided to meet the committee's charge.

~~D.~~C. All meetings shall be properly agendized in accordance with these bylaws, district policies, and the Ralph M. Brown Act.

D. Meetings can be held anywhere within the district's boundaries with proper notification of location, time and date as required by the Ralph M. Brown Act.

~~V.~~VI. Voting and Quorum

~~Visitors may address the committee, as described in Section XIV, but do not have voting privileges and do not participate in discussion with committee members.~~ For the purpose of taking action, a quorum shall consist of a simple majority of the appointed members of the committee. No action may be taken without

a quorum; however, the committee may continue to meet and consider topics without a quorum. ~~Any action adopted must be approved by a simple majority of the quorum.~~

~~VI.~~VII. Staff Liaison

A. The superintendent shall appoint a senior administrative staff liaison for this committee.

B. The staff liaison shall serve as a resource, providing information and materials to the committee, as well as feedback to district administrators from the committee.

~~B.~~C. The staff liaison, or designee, shall prepare and post agendas as required for the committee as well as compile minutes of each meeting for the committee's approval.

~~C.~~D. The staff liaison and other district staff serve under the direction of the superintendent, who prioritizes their time and other resources. Individual committee members shall not direct staff or contact staff to request data or other information. Such requests will come from the committee chairperson to the staff liaison, who will determine if staff resources are available and if the request aligns with the priorities of the superintendent and ~~governing~~ board.

~~VII.~~VIII. Board Liaison

A. One board member will serve as liaison to the committee and will be a non-voting member of the committee.

B. The board liaison may provide ~~a board update at meetings~~a brief update at committee meetings at their discretion.

C. The board liaison will provide clarification to the committee at ~~his or her~~their discretion as deemed appropriate.

~~D. The committee chair may meet with the board liaison, staff liaison, board president and superintendent as needed.~~

~~VIII.~~IX. Composition

~~The composition of the committee shall be ten (10) community members appointed by the board (two (2) appointed by each board member).~~The committee shall be composed of two appointees from each member of the board.

A. Board members have sole discretion and authority of appointees.

~~A.~~B. One appointee of each board member must reside within the trustee area of the appointing board member.

~~B.~~C. Committee m~~M~~embers may only serve on one board--appointed advisory committee.

~~C.~~D. Employees who are represented by an employee group (CSEA, Confidential, Educationally Related Mental Health Worker, SJAA, SJPEC, SJTA, Supervisors, Teamsters) shall not serve as board--appointed members of ~~an advisory~~the committee.

~~IX.~~X. Selection of Members

The process for selection of community members ~~shall be determined by the Board of Education~~ is as follows:

A. The staff liaison will inform the board administrative assistant of all committee vacancies.

B. The board administrative assistant will inform the appropriate board member of vacancies.

~~B.~~C. Interested individuals will submit an application to the board administrative assistant. Applications may be submitted at any time, even if an opening is not currently available, and will be kept on file for the current school year.

~~C.~~D. Each board member shall appoint two community members to the committee after reviewing their applications by notifying the board administrative assistant of their selection. The appointment becomes effective upon acknowledgment of the selection and updating of the committee membership roster by the board administrative assistant. (see section IX, above).

~~X.~~XI. Term

A. Committee members shall serve two-year terms.

B. Subsequent appointee terms are at the sole discretion and authority of the appointing board member however, a committee member may only serve up to three consecutive terms for a total of six years.

C. Terms will begin in January and end in December. Terms shall be staggered such that ~~six (6)~~half of the committee members' terms will expire in even-numbered years and ~~four (4)~~the remaining half of committee members' terms will expire in odd-numbered years.

D. ~~.~~All members should be prepared to attend all regularly scheduled meetings. ~~Three~~ Two unexcused absences from regularly scheduled meetings within the academic school year~~,~~ will initiate a notice and vacancy recommendation to the appointing board member. The appointing board member will determine whether the committee member should continue on the ~~Facilities C~~committee.

E. ~~Newly elected board members will be given the option to appoint their own committee members or continue with the current appointments.~~The board member who appoints a committee member may remove that committee member and make a new selection at any time by notifying the board administrative assistant. Newly elected board members will be given the option to appoint their own committee member or continue with current appointments.

~~XI.~~XII. Vacancies

A. The staff liaison ~~will be responsible for informing the board administrative assistant of all vacancies~~and board administrative assistant shall collaborate to promptly identify any vacancies on the committee and ensure notification of the appropriate board member(s).

~~A.~~B. The appropriate board member shall appoint a replacement member to serve the remainder of the term. If the board member fails to make an appointment within thirty (30) days after notification, the board president will serve a written reminder notice of the need to fully staff the committee to the appropriate board member.

~~XII.~~XIII. Organizational Meeting

The annual organizational meeting of the committee shall occur at the committee's first meeting of each academic year. The committee shall do all of the following at its organizational meeting:

A. Establish an annual schedule of regular meetings. ~~The committee generally meets once each month, September through June. The committee may schedule additional meetings if desired, and may also cancel regularly scheduled meetings lacking a quorum or business to conduct.~~

B. Review the committee bylaws and receive training on the Brown Act.

C. Elect committee officers. (See section XIV, below.)

~~D. Review and recommend approval of the annual report to the board.~~

~~XIII.~~XIV. Elections

Elections shall be held during the committee's organizational meeting, and the committee shall: ~~at the last~~

~~meeting of each academic year, and the committee shall~~:

A. Seek nominations from all eligible committee members.

B. With a quorum at the organizational meeting, the committee shall elect by majority vote the following officers:

- 1. A chairperson elected for one year, and be eligible for re-election for one additional term. The chairperson shall: -
  - a. Preside at all meetings
  - b. Coordinate with the staff liaison in developing each meeting's agenda
  - c. Work with the staff liaison to ensure compliance with the Brown Act, these bylaws and all district policies and procedures
  - d. Review a draft of meeting minutes prior to their presentation to the committee
  - e. Prepare or delegate the preparation of the annual summary report and any committee reports
  - f. Sign all letters, reports and other communications representing the committee
  - g. Meet with the board liaison, staff liaison, superintendent and/or board president as needed
- 2. A vice chairperson elected for one year, and be eligible for re-election for one additional term. The vice chairperson shall assume the duties of the chair in the chair's absence.

~~A. Elect a chairperson for a term of one year, being eligible for re-election for one additional, consecutive term. The chairperson shall be responsible for coordinating with staff liaison and the committee secretary in developing each meeting's agenda; for conducting the meeting and working with the liaison to ensure compliance with the Brown Act; for reviewing a draft of the minutes; and shall also be responsible for preparing or delegating the preparation of the annual summary report and any committee reports. Training for the chairperson and assistant chairperson will be held annually.~~

~~B. Elect an assistant chairperson for a term of one year, being eligible for re-election for one additional, consecutive term, who shall assist the chair in fulfilling his/her responsibilities, and who shall conduct the meeting in the absence of the chairperson.~~

C. If the committee cannot have an election or does not reach a ~~clear~~ majority decision, ~~the chairperson and assistant chairperson may continue to serve until the election of the their successors for a maximum of 60 days after the expiration of their terms. If no successor is elected at the end of the 60 day period, then the positions are deemed vacant, and the chairpersons can act for each meeting until such a time as new chairpersons are elected. If neither is present, the meeting can be chaired by a member based on seniority of appointment with the committee.~~the board liaison shall select a chairperson to serve until the committee elects a successor.

D. If an officer position becomes vacant, the chairperson may appoint any eligible member in good standing to fill the remaining term of the position. If both the chairperson and vice chairperson become vacant at the same time, the board liaison shall appoint officers until such time that the committee can elect new officers at a regularly scheduled meeting.

~~C.~~E. Training for the chairperson and vice chairperson shall be held annually.

~~XIV.~~XV. Agendas

~~The agenda format and minutes will replicate that of the school board, including allowing for general visitor comment before business items, and again at the end of the meeting prior to adjournment, as well as prior to a specific business item. Visitor comments will be limited to two minutes, and visitors must submit a card informing the committee of their interest to speak.~~

~~Agenda item requests from committee members shall be forwarded to the committee chair and staff liaison. If the chair and staff liaison jointly determine that the topic meets the charge of the committee, and is aligned with current board priorities and available staff resources, the item shall be placed on a future agenda. A board member or staff member may also place an item on the committee agenda in preparation for a future board discussion.~~

~~To determine if the majority of the board would like committee input on a topic, the committee may request that the board liaison present the topic to the board president and superintendent. At the discretion of the board president and superintendent, the item may be placed on a board agenda for discussion. A majority of the board, through action or consent, may or may not refer the topic back to the committee for further research and discussion.~~

To provide consistency in how the public may expect to engage with district committees, the committee's agenda and minutes format will mirror that of the school board and other appointed committees.

A. Visitor Comments
   1. General visitor comments regarding topics not on the agenda shall be heard prior to the regular business discussion or action items.
   2. Visitor comments related to an agendized item shall be heard after the item is presented but prior to discussion by the committee to allow for consideration of comments in the committee's discussion.
   3. Visitor comments will be limited to two minutes. Time shall be extended for those who require the use of a translator or need other communication supports.
   4. Visitors must submit a speaker card to the designated committee member or staff person at the meeting informing the committee of their interest to speak.

B. Agenda Items
   1. Agenda item requests from committee members shall be forwarded to the committee chairperson and staff liaison. If the chairperson and staff liaison jointly determine that the topic meets the charge of the committee, is aligned with current board priorities, and staff resources are available, the item shall be placed on a future agenda. The superintendent or superintendent's designee may also place an item on the committee agenda in preparation for a future board discussion.
   2. To determine if a majority of the board would like committee input on a specific topic, the committee may, after majority vote, request that the board liaison present the topic to the board president and superintendent. At the discretion of the board president and superintendent, the item may be placed on a board agenda for discussion. A majority of the board, through action or consent, may or may not refer the topic back to the committee for further research and discussion.

C. Posting Requirements
   1. Agendas for regular meetings must be posted to the committee's webpage at least 72 hours prior to the meeting.
   2. Agendas for emergency meetings must be posted at least 24 hours prior to the meeting on the committee's webpage.
   3. Members of the public who require agendas in an alternative format may request accommodations through the committee's staff liaison.

~~XV.~~XVI. Annual Report

The committee chairperson will prepare an annual summary report for the board no later than June 15 of each year.

A. The report will compare committee activities and products with its charge and function.
B. The report should be concise and no more than one to two letter size pages.
C. The report will outline work in progress, unforeseen issues, and provide a summary of input and feedback collected by and generated from the committee.

~~The committee chair will submit an annual summary (ideally, 1-2 pages) report for the Board of Education no later than November 1 of each year. This report should compare committee activities and products with its charge and function. This report will outline work in progress, foreseen issues and provide a summary of recommendations, citing advantages and disadvantages of each. The report should also contain a recommendation for continuation, modification or termination of the committee.~~

~~XVI.~~XVII. Budget

The board will determine the budget, which will cover the operating costs of all board advisory

committees.

XVIII. Amendments

As the authorizing and appointing body, the Board of Education must approve changes to the committee bylaws. Amendments can be made in one of two ways:

A. A majority of the committee, at a scheduled and agendized committee meeting, may vote to recommend changes. The staff liaison will present changes supported by a majority vote to the superintendent for consideration and recommendation to the board.

~~XVII.~~B. District staff may propose revisions to align the bylaws with Board of Education interests, current practices or changes to legal requirements when necessary. Such recommendations will be presented to the committee for input and feedback prior to being placed on the board agenda for consideration.

Approved by the Facilities/Transportation/Finance Committee: 12/6/94
Approved by the Board of Education: 12/13/94
Revised/Approved by the Board of Education: 3/24/98
Revised/Adopted by FT & F 3-06-12
Revised/Approved by the Board of Education 10-9-2012
Revised/Approved by the Board of Education: 6/23/15
Revised/Approved by the Board of Education: 6/27/17
Revised/Approved by the Board of Education: 08/28/2018

SAN JUAN UNIFIED SCHOOL DISTRICT
TENTATIVE BOARD AGENDA ITEMS
2022-2023

MARCH 28

District K-12 Mathematics Update – R	Schnepp
Expanded Learning Opportunities Update (Secondary) – R	Schnepp
Curriculum & Standards/Facilities Committee Bylaw Revisions – A [Discussed 03/14/23]	Allen
Governance Handbook – D [Discussed 01/24/23]	Allen
*Head Start and Early Head Start Grant Application 2022-2023 – A	Townsend-Snider
*Audit Report for Measures J, N, P and S – A	Stahlheber

APRIL 11

Recognition: Week of the Young Child (Apr. 15-21) – A	Townsend-Snider
Recognition: School Bus Driver's Appreciation Day (Apr. 25) – A	Oropallo
Instructional Materials Adoptions – D	Schnepp
New High School Courses – D	Schnepp
Williams Complaint Report – R	Simlick
Proposed Board Meeting Dates for 2023-2024 – A	Board
*Governance Handbook – A [Discussed 01/24/23 & 03/28/23]	Allen

APRIL 25

Recognition: National Nurses Week and National School Nurse Day (May 6-12 & May 10) – A	Calvin
Expanded Learning Opportunities Update (Elementary) – R	Townsend-Snider
Technology Update – R	Skibitzki
*Instructional Materials Adoptions – A [Discussed 04/11/23]	Schnepp
*New High School Courses – A [Discussed 04/11/23]	Schnepp

MAY 9

Recognition: California Day of the Teacher (May 10) – A	Oropallo
Recognition: National Speech Pathologist Day (May 18) – A	Calvin
Recognition: Classified School Employee Week (May 21-27) – A	Oropallo
English Language Learner Update – R	Calvin
Enrollment/Attendance – R	Stahlheber
Hearing Officer's Recommendation-2023 RIF (if applicable) – A	Simlick
*Approval of CTE 2023 Advisory Committee Roster – A	Schnepp
*Head Start/Early Head Start COLA Funding Allocation 2023-2024 – A	Townsend-Snider
*Resolution: CSPP Continued Funding Application Designated Personnel 2023-2024 – A	Townsend-Snider

MAY 23

Recognition: National Science Bowl (if applicable) – A	Schnepp
Recognition: Science Olympiad (if applicable) – A	Schnepp
Recognition: Academic Decathlon (if applicable) – A	Schnepp
Innovative Schools Update – R	Townsend-Snider
Early Childhood Education Update – R	Townsend-Snider
*Head Start/Early Head Start Contract Resolution FY 2023-2024 – A	Townsend-Snider

JUNE 13

Public Hearing: LCAP – D	Tornatore
Public Hearing: LCAP/Choices Charter School – D	Ginter
Universal Prekindergarten Planning and Implementation Update – R	Townsend-Snider
Early Literacy Support Block Grant Annual Report – R	Townsend-Snider
Public Hearing: Adoption of the 2023-2024 Budget – D	Stahlheber

sc: updated 3/7/2023 1:03 PM

Temporary Interfund Borrowing of Cash – A	Stahlheber
*CIF Superintendent Designation of Representatives 2023-2024 – A	Schnepp
*ECE Program Self-Evaluation for CDE – A	Townsend-Snider

JUNE 27

California School Dashboard Local Indicators – R	Tornatore
LCAP – A [Public Hearing 06/13/23]	Tornatore
Choices Charter School California School Dashboard Local Indicators – R	Ginter
LCAP Choices Charter School – A [Public Hearing 06/13/23]	Ginter
Adoption of the 2023-2024 Budget – A [Public Hearing 06/13/23]	Stahlheber
*2022-2023 Actuarial Report (OPEB) – A	Oropallo
*Charter School 2021-2022 Audit Reports (Aspire, Atkinson, CMP, GIS, GV, OFY) – A	Stahlheber
*CARES Act Budget Modification (ECE) – A	Townsend-Snider
*2023-2024 School Plan for Student Achievement (SPSAs) – A	Calvin

D=discussion; A=action; *=consent; R=report; PC=public comment

sc: updated 3/7/2023 1:03 PM

San Juan
Unified School District

San Juan Unified School District
Board of Education
3738 Walnut Avenue, Carmichael, California 95608

Board of Education Minutes
February 13, 2023

Board of Education - Kirsten's Meeting for Training
Board of Education
10:30 a.m.

A)OPEN SESSION/CALL TO ORDER/ANNOUNCEMENT OF CLOSED SESSION TOPICS
The meeting was called to order at 10:30am so and so called the meeting to order.
Present:
Zima Creason
Pam Costa
ben avey
Paula Villescaz
Tanya Kravchuk
Saul Hernandez
Absent:
Steve Miller

B)CLOSED SESSION

B.1)Student expulsions in two cases and student enrollment in one case (Education Code section 48918[f])
Cover Page

C)RECONVENE OPEN SESSION/PLEDGE OF ALLEGIANCE

D)APPROVAL OF MINUTES

January 24, 2023, regular meeting, pages 2486-2489
Minutes from Jan 24th Meeting

It was moved by Tanya Kravchuk, , January 24, 2023, regular meeting, pages 2486-2489
MOTION CARRIED UNANIMOUSLY [Zima Creason, Pam Costa, ben avey, Steve Miller, Paula Villescaz, Tanya Kravchuk, Saul Hernandez].

E)ORGANIZATIONS/ANNOUNCEMENTS

F)VISITOR COMMENTS
Gina, Michael Jordan and Bob spoke during the meeting.

G)CONSENT CALENDAR

G.2)Approval of Early Head Start and Head Start year 2 budget modifications/carryover funds

Cover Page

Sample Attachment

G.3)Approval to dispose of surplus property pursuant to Board Policy 3270 and Education Code sections 17545 and 17546
Cover Page

Sample Attachment

item G.1 was pulled from consent and moved to business items.
It was moved by Paula Villescaz, seconded by Tanya Kravchuk, G) CONSENT CALENDAR
MOTION CARRIED UNANIMOUSLY [Zima Creason, Pam Costa, ben avey, Steve Miller, Paula Villescaz, Tanya Kravchuk, Saul Hernandez].

H)CONSENT CALENDAR (continued, if necessary)

I)BUSINESS ITEMS

I.1)Notice of Intent to Convey Permanent Easement at Sunrise Technical Center ? 8:10 p.m
Cover Page

Sample Attachment

It was moved by Paula Villescaz, seconded by Saul Hernandez, The superintendent is recommending that the board adopt Resolution No. 4071, declaring theintent to convey a permanent easement at the Sunrise Technical Center to the Citrus Heights WaterDistrict and to call a public hearing to be held on February 28, 2023.
MOTION FAILED 1-6-0 [AYES: Saul Hernandez; NOES: Zima Creason, Pam Costa, ben avey, Steve Miller, Paula Villescaz, Tanya Kravchuk; ABSTAIN: None].
It was moved by Tanya Kravchuk, seconded by Tanya Kravchuk, The superintendent is recommending that the board adopt Resolution No. 4071, declaring theintent to convey a permanent easement at the Sunrise Technical Center to the Citrus Heights WaterDistrict and to call a public hearing to be held on February 28, 2023.
MOTION CARRIED UNANIMOUSLY [Zima Creason, Pam Costa, ben avey, Steve Miller, Paula Villescaz, Tanya Kravchuk, Saul Hernandez].

I.2)Choices Charter School Mid-Year Local Control and Accountability Plan (LCAP) Update ? 8:00 p.m.
Cover Page

G.1)Approval to dispose of surplus property pursuant to Board Policy 3270 and Education Code sections 17545 and 17546
Cover Page

Sample Attachment

It was moved by Saul Hernandez, seconded by Steve Miller, G.1) Approval to dispose of surplus property pursuant to Board Policy 3270 and Education Code sections 17545 and 17546
MOTION CARRIED UNANIMOUSLY [Zima Creason, Pam Costa, ben avey, Steve Miller, Paula Villescaz, Tanya Kravchuk, Saul Hernandez].

J)BOARD REPORTS

K)FUTURE AGENDA

L)CLOSED SESSION (continued, if necessary)

M)ADJOURNMENT
Meeting was adjourned at 11:47am.

_____
Michael McKibbin, Ed.D., President

Approved: _____
:sc

_____
Kent Kern, Executive Secretary